


144367



REPORT ON APPLICATIONS FOR ORDERS AUTHORIZING OR APPROVING THE INTERCEPTION OF WIRE, ORAL, OR ELECTRONIC COMMUNICATIONS (WIRETAP REPORT)

For the period January 1, 1991
to December 31, 1991

144367



ADMINISTRATIVE OFFICE
OF THE U.S. COURTS
WASHINGTON, DC 20544
L. Ralph Mecham, Director

**Report on Applications for Orders
Authorizing or Approving the Interception of
Wire, Oral, or Electronic Communications**

(Wiretap Report)

For the period January 1, 1991 to December 31, 1991

**Prepared by:
The Statistics Division
Administrative Office of the U.S. Courts
Washington, DC 20544**

144367

**U.S. Department of Justice
National Institute of Justice**

This document has been reproduced exactly as received from the person or organization originating it. Points of view or opinions stated in this document are those of the authors and do not necessarily represent the official position or policies of the National Institute of Justice.

Permission to reproduce this ~~copyrighted~~ material has been granted by

~~Public Domain/Administrative
Office of the U.S. Courts~~

to the National Criminal Justice Reference Service (NCJRS).

Further reproduction outside of the NCJRS system requires permission of the ~~copyright~~ owner.

L. RALPH MECHAM
DIRECTOR

JAMES E. MACKLIN, JR.
DEPUTY DIRECTOR

ADMINISTRATIVE OFFICE OF THE
UNITED STATES COURTS

WASHINGTON, D.C. 20544

REPORT OF THE DIRECTOR OF THE ADMINISTRATIVE OFFICE
OF THE U.S. COURTS


on

Applications for Orders Authorizing or Approving
The Interception of Wire, Oral, or Electronic Communications

The Omnibus Crime Control and Safe Streets Act of 1968 requires the Administrative Office of the U.S. Courts (AO) to report to Congress the number of Federal and state applications for orders authorizing or approving the interception of wire, oral, or electronic communications. The law requires that specific information be provided to the AO such as the offense under investigation, the location of the intercept, the cost of the surveillance, the number of arrests, trials, and convictions as a direct result of the surveillance. This report covers intercepts which were concluded between January 1, 1991 and December 31, 1991, and supplemental information on arrests and convictions resulting from intercepts concluded in prior years.

In 1991, the total number of intercepts authorized by Federal and state courts decreased 2 percent from 872 reported in 1990 to 856. The number of applications for orders by Federal authorities rose 10 percent primarily due to increases in orders involving racketeering, gambling, and drug investigations. In contrast, the number of applications by state prosecuting officials dropped 9 percent from last year. While the total number of applications has fluctuated over the years, the percentage of the total represented by Federal investigations has grown consistently. Federal applications now represent 42 percent of the total compared to only 18 percent in 1981. The percentage of intercepts related to drug offenses has also risen in recent years. Drug offenders were targeted in 63 percent of the interceptions authorized in 1991 compared to 54 percent in 1981.

The appendix tables of this report contain lists of all intercepts reported by judges and prosecuting officials for 1991. Appendix Table A-1 shows reports filed by Federal judges and Federal prosecuting officials. Appendix Table B-1 presents the same information for state judges and state prosecuting officials. Appendix Tables A-2 and B-2 contain information from the supplementary reports submitted by prosecuting officials concerning additional activity during 1991 as a result of intercepts initially reported in prior years.



L. Ralph Mecham
Director

April 1992

I. Reporting Requirements of the Statute

Each Federal and state judge is required to file a written report with the Director of the Administrative Office of the U.S. Courts (AO) on each application for an order authorizing the interception of a wire, oral, or electronic communication (Title 18 U.S.C. Section 2519(1)). This report is to be furnished within 30 days of the denial of an application or the expiration of the court order (after all extensions). The report includes the name of the applicant, the offense under investigation, the type of interception device, the general location of the device, and the duration of the authorized intercept.

Prosecuting officials who have applied for interception orders are required to submit reports to the AO each January for all orders which terminated during the previous calendar year. These reports contain information relating to the cost of the intercept, the number of days the intercept device was actually in operation, the total number of intercepts, and the number of incriminating intercepts recorded. Results such as arrests, trials, convictions, and the number of motions to suppress evidence obtained through use of the intercepts are also included.

Neither the judges' reports nor the prosecuting officials' reports contain the names, addresses, or phone numbers of the parties being investigated. The AO is not authorized to collect this information.

This report tabulates the number of applications for interceptions which were granted, as reported by judges, as well as the number of authorizations where interception devices were installed, as reported by prosecuting officials. No statistics are available on the number of devices installed for each authorization.

Reports to the AO are not required when an order is issued with the consent of one of the principal parties to the communication. Examples of such situations include a wire interception used to investigate obscene phone calls; when a police officer or police informant is a party to the communication; use of a body microphone; or when a pen register (a mechanical device attached to a telephone line to record on paper tape all numbers dialed from that line) is used alone.

II. Regulations

The Director of the AO is empowered to develop and revise the reporting regulations and reporting forms for collecting information on intercepts. Copies of the regulations, reporting forms, and the Federal wiretapping statute may be obtained by writing to the Administrative Office of the U.S. Courts, Statistics Division, Washington, D.C. 20544.

The Attorney General, Deputy Attorney General, Associate Attorney General, any Assistant Attorney General, any acting Assistant Attorney General or any specially designated Deputy Assistant Attorney General in the Criminal Division of the Department of Justice may authorize an application to a Federal judge for an order authorizing the interception of wire, oral, or electronic communications. On the state level, applications are made by a prosecuting attorney "if such attorney is authorized by a statute of that State to make application to a State court judge of competent jurisdiction ...".

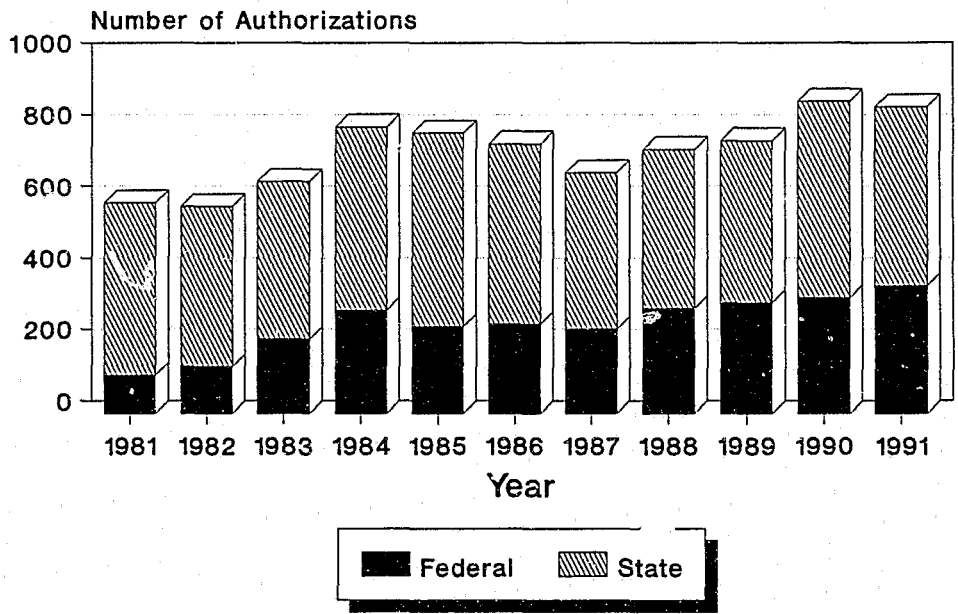
Many wiretap orders are related to large scale criminal investigations which cross county and state boundaries. Consequently, arrests, trials, and convictions resulting from these interceptions often do not occur within the same year as the installation of the intercept device. Title 18 U.S.C. Section 2519(2), therefore, requires that supplementary reports be filed by prosecuting officials on additional court or police activity which occurs as a result of intercepts reported in prior years. Appendix Tables A-2 and B-2 describe the additional activity reported by prosecuting officials in their supplementary reports.

Table 1 shows that 41 jurisdictions (the Federal government, the District of Columbia, Puerto Rico, Virgin Islands and 37 states) currently have laws which authorize courts to issue orders permitting wire, oral, or electronic surveillance. During 1991, a total of 23 jurisdictions used at least one of these three types of surveillance as an investigative tool.

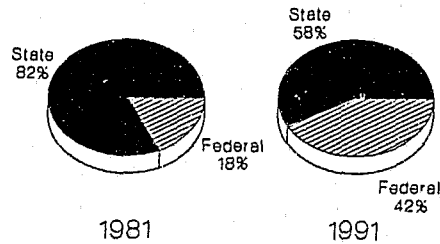
III. Summary and Analysis of Reports by Judges

Data on applications for wiretaps terminated during calendar year 1991 appear in Appendix Tables A-1 (Federal) and B-1 (state). The reporting numbers used in the appendix tables are reference numbers assigned by the AO and do not correspond to the authorization or application numbers used by the reporting jurisdiction. The same reference number is used for any supplemental information which may be reported for the communications intercept in subsequent wiretap reports. A total of 856 applications (a decrease of 2 percent) were submitted in 1991, including 356 to Federal judges and 500 to state judges. Judges approved all applications. The number of applications approved by Federal judges increased 10 percent over 1990. In contrast, the number approved by state judges decreased 9 percent. Sixty-three percent of all wiretap authorizations approved by state judges occurred in three states: New York with 136 applications; New Jersey with 98; and Florida with 79.

**Federal and State Wiretap Authorizations
1981-1991**



Federal and State Wiretap Authorizations 1981 Compared to 1991



A. Authorized Length of Intercepts

Table 2 contains a summary of the number of intercept orders authorized in each reporting jurisdiction, the number of amended intercept orders, the number of extensions granted, the average length of the original authorizations and the extensions, the total number of days the intercepts were actually in operation, and the general location where the interception of communications occurred. Most state laws limit the time period of an original order to 30 days. This period, however, can be lengthened by one or more extensions, if the authorizing judge determines that additional surveillance time is warranted. During 1991, the average length of an original authorization was 28 days. There were 601 extensions requested and authorized in 1991; the average length of the extensions was 46 days. The longest Federal intercept reported in operation in 1991 was in the Southern District of New York in connection with a racketeering investigation. The original 30-day period of interception was extended 8 times; the intercept was in operation a total of 270 days. The longest state intercept (operating for 330 days) was conducted in Kings County, New York as part of a narcotics investigation. In this case, the original 30-day authorization was extended ten times. In contrast, eight wiretaps were in operation for a single day. Intercepts placed for very short time periods usually involve offenses such as homicide, murder-for-hire and kidnapping where life endangering situations may be imminent.

This year, three wiretap applications were amended. Amendments are usually due to the addition or change to a telephone line, to persons to be monitored, or to the offense under investigation.

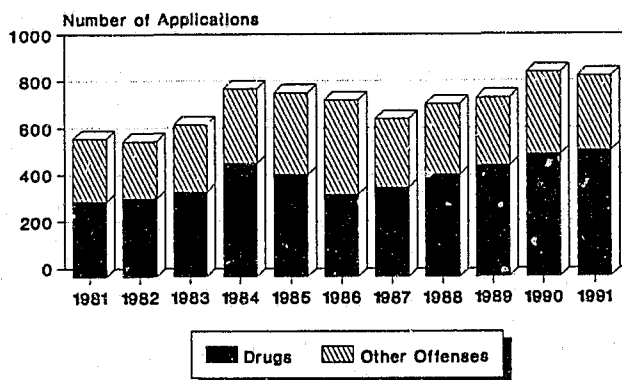
B. Location

The "single family dwelling" continues to be the type of location most frequently reported in applications for communications intercepts. In 1991, a total of 327 intercept devices (38 percent) were authorized to be placed in single family dwellings; 112 (13 percent) were authorized in apartments; and another 144 (17 percent) were authorized for placement in business establishments such as restaurants and hotels. Since the enactment of the Electronic Communications Privacy Act of 1986, a specific location need not be included in a Federal application if it contains a statement explaining why such specification is not practical or shows that the person under investigation is purposely thwarting an investigation by changing facilities. (See Title 18, Section 2518(11).) In 1991, there were five applications for Federal intercepts involving "roving" wiretaps in connection with narcotics and racketeering investigations. At the state level, Florida reported the use of seven "roving" taps. The use of roving taps will probably increase in future state investigations as states adopt legislation similar to the Federal statute which will allow prosecutors to target a specific person as opposed to a specific telephone or location. Combinations of locations were reported in 89 cases and 172 applications specified "other" locations such as a public pay phone, mobile homes, paging devices and cellular phones.

C. Offenses

The concentration on the prosecution of drug dealers and drug offenses is evident in Table 3. Sixty-three percent of all authorizations in 1991 listed "narcotics" as the most serious offense under investigation. Although applications for court orders often cite a variety of criminal offenses under investigation, Table 3 includes only the most serious criminal offense named in the applications. Where the offense listed was related to any violation of the drug laws, the offense is reported as "narcotics." The second most frequently cited offense this year was racketeering with 114 orders (or 13 percent), followed by 98 orders for gambling (11 percent).

Drugs as the Major Offense 1981-1991



IV. Summary and Analysis of Reports by Prosecuting Officials

In accordance with Title 18 U.S.C. Section 2519(2), prosecuting officials must submit reports to the AO no later than January 31st of each year for intercepts terminated during the previous calendar year. Appendix Tables A-1 and B-1 contain information from all prosecutors' reports submitted for 1991. There were 38 reports from judges for which there were no corresponding reports from prosecuting officials. For these authorizations, the phrase "No Prosecutor's Report" appears in the appendix tables. As in past years, some of the prosecutors' reports may be received too late to include in this report, or some are delayed to avoid jeopardizing an ongoing investigation. Information from any of these prosecutors' reports received at a later date will be included in next year's report.

A. Nature of Intercepts

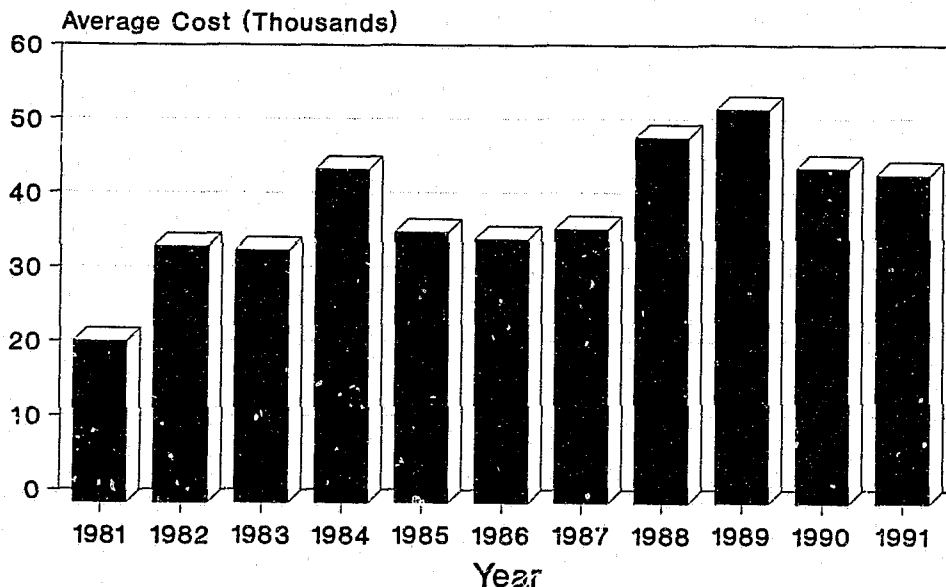
A total of 802 prosecutors' reports included information on the average number of intercepts per day, the number of persons intercepted, the total number of communications intercepted, and the number of incriminating intercepts (see Table 4). The average number of interceptions per day ranged from zero to 426 for a Federal wiretap which was in operation for 90 days in a narcotics investigation and 342 for a state wiretap in New York (Suffolk). Nationwide, the average number of persons whose conversations were intercepted was 121 per installed intercept, and the average number of conversations intercepted was 1,584. Approximately 18 percent of these conversations produced incriminating evidence.

Table 6 contains a summary of the type of surveillance device used for each intercept installed. The use of telephone wiretaps continues to be the most common method of surveillance. In 1991, a total of 591 phone wiretaps were used (74 percent) while electronic devices were installed in 83 cases. Under the Electronic Communications Privacy Act of 1986, "electronic" devices include digital display pagers, voice pagers, cellular phones and electronic mail. In 1991, microphones were installed alone in 62 cases; while a combination of devices was used in 66 cases.

B. Costs of Intercepts

Table 5 provides a summary of costs for installing intercept devices and monitoring communications for the 775 authorizations with costs reported. The average cost was \$45,033, comparable to last year's average of \$45,125, but more than twice the amount reported eleven years ago, \$21,686. (See graph below.)

Average Cost for Wiretaps 1981-1991



The average cost for monitoring wiretaps has grown substantially over the years, but many law enforcement officials firmly believe that the use of electronic surveillance provides an effective way of penetrating large scale criminal organizations and amassing incriminating evidence otherwise impossible to obtain. For Federal wiretaps with costs reported in 1991, the average cost was \$57,643 while the average cost of a state wiretap was far less at \$33,684. The highest cost for a Federal wiretap in 1991

was in the Southern District of Texas where a phone tap was placed in a business at a cost of \$417,084, an average of \$10,173 for each day of the 41 day operation. Costs include both equipment and personnel costs for monitoring the communications. For additional information on this wiretap, see Appendix Table A-1. The highest cost for a single state intercept authorization was reported by the New Jersey (Somerset County) prosecutor's office. The intercept lasted 23 days and cost \$253,500. The number of wiretaps within various cost ranges in 1991 were as follow:

<u>Cost</u>	<u>Number of Intercepts</u>
Total*	775
\$1,000 or less	23
\$1,001 to \$2,000	16
\$2,001 to \$5,000	56
\$5,001 to \$10,000	76
\$10,001 to \$25,000	175
\$25,001 to \$50,000	173
\$50,001 to \$100,000	169
\$100,001 to \$200,000	64
\$200,001 to \$500,000	23

*Costs were reported for 775 of the 802 wiretaps installed in 1991.

Average Cost per Intercept \$45,033

C. Arrests and Convictions

Federal and state prosecutors often comment that arrests and convictions would not have been possible without the extensive use of electronic surveillance. During 1991, a Federal phone intercept located in the Southern District of New York resulted in the seizure of 16 pounds of heroin, 200 vehicles, 30 weapons, \$1.5 million in cash and over \$65 million in assets. In another case, a Federal wiretap led to the identification of several international heroin traffickers and the arrest of a Nigerian national who is awaiting extradition to the United States. One state prosecutor indicated that the use of a phone wiretap in a single family dwelling led to the arrest of a leader in a drug operation. Without this wiretap the arrest would not have been possible due to this person's use of family members to sell and distribute narcotics.

Table 6 provides the number of persons arrested and convicted as a result of interceptions terminated in 1991. As of December 31, 1991, a total of 2,364 persons had been arrested as a result of electronic surveillance activity; of these 605 were convicted. Based on data received, the most successful state in terms of convictions arising from information gathered by a single intercept was Florida (Seminole County) where one wiretap led to 22 arrests and, subsequently, to 18 convictions. Because criminal cases which involve the use of electronic surveillance may still be under active investigation, results from many of the intercepts concluded in 1991 may not have been reported. Costs, arrests, trials, motions to suppress evidence, and convictions resulting from these intercepts will be reported by prosecutors in future supplementary reports and presented in Appendix Tables A-2 or B-2.

V. Summary: January 1 through December 31, 1981 through 1991

Table 7 provides a historical summary of information on intercepts which were reported from 1981 through 1991. The table specifies the location of the intercept, the major offense, the average number of persons intercepted, interceptions, and incriminating intercepts. During the 11 year period, only 7 applications have been denied.

VI. Supplementary Reports

Title 18 U.S.C. Section 2519(2) requires prosecuting officials to file supplementary reports on additional court or police activity occurring as a result of intercepts reported in prior years. This is necessary because many wiretap orders are related to large scale criminal investigations which cross county and state boundaries. Arrests, trials, and convictions resulting from these interceptions often do not occur within the same year that the intercept was first reported. Appendix Tables A-2 and B-2 provide detailed data on all supplementary reports submitted in 1991.

During 1991, there were 1,388 arrests, 1,358 convictions, and additional costs of \$1,751,441 as a result of wiretaps completed in previous years. Table 8 summarizes the additional prosecution activity by jurisdiction for the year the intercept was terminated. Table 9 reflects the total number of arrests and convictions resulting from intercepts terminated in calendar years 1981 through 1991.

Table 1
Jurisdictions with Statutes Authorizing
the Interception of Wire, Oral, or Electronic Communications*
Effective During the Period
January 1, 1991 to December 31, 1991

Jurisdiction	Statutory Citation**	Reported Use of Wiretap in 1991	Number of Orders Authorized in 1991
Federal	18:2510 - 2520	Yes	356
Arizona	13-3007 - 13-3011	Yes	6
California	629-629.48	No	-
Colorado	16-15-102	Yes	5
Connecticut	54-41a - 54-41t	Yes	8
Delaware	11 Del. C. Sect. 1336	No	-
District of Columbia	23:541 - 23:556	No	-
Florida	934.01 - 934.10	Yes	79
Georgia	16-11-64	Yes	10
Hawaii	803-41 - 803-48	No	-
Idaho	18-6701 - 18-6710	No	-
Illinois	38:108B-1	No	-
Indiana	35-33.5-3-1	Yes	3
Iowa	8088.1-8088.9	No	-
Kansas	22-2514 - 22-2516	Yes	3
Louisiana	Act No. 121 3B No. 233 15:1308 (A)(2)	No	-
Maryland	10-401 - 10-411	Yes	24
Massachusetts	272:99	Yes	12
Minnesota	626A.01 - 626A.21	Yes	3
Mississippi	41-29-501	No	-
Missouri	33-542.400-542.424	No	-
Nebraska	86-701 - 86-707	Yes	3
Nevada	179.410 - 179.515, NRS 200.620	Yes	7
New Hampshire	570-A:1 - 570-A:11	No	-
New Jersey	2A:156A-1 - 156A-26	Yes	98
New Mexico	30-12-2 - 30-12-11	Yes	6
New York	813-J - 813-M; 814 - 825	Yes	136
North Dakota	29-29.2	No	-
Ohio	2933.51 - 2933.66	No	-
Oklahoma	13:176.7	Yes	1
Oregon	133.723 - 133.739	No	-
Pennsylvania	18:5701	Yes	76
Puerto Rico	Law No. 33 Article 18	No	-
Rhode Island	12-5.1-1 - 12-5.1-16	Yes	5
South Dakota	23A - 35A	No	-
Texas	18.20	No	-
Utah	77-23a-1 - 77-23a-11	Yes	8
Virginia	19.2-61	Yes	3
Virgin Islands	5:4701-4707	No	-
Wisconsin	968.27 - 968.33	Yes	3
Wyoming	7-3-601 - 7-3-611	Yes	1

* Pursuant to provisions of the Omnibus Crime Control and Safe Streets Act of 1968, Title 18, United States Code, Section 2519.

** Includes only those jurisdictions which enacted legislation during or before calendar year 1991.

Table 2
Intercept Orders Issued by Judges During Calendar Year 1991

REPORTING JURISDICTION	Number of Intercept Orders					Number of Extensions	Avg Length (In days)		Total Number of Days in Operation	Place/Facility Authorized in Original Application						
	Authorized	Amended	No Prosecutor's Report	Never Installed	Installed*		Original Authorization	Extensions		Single Family Dwelling	Apartment	Multi-dwelling	Business	Rowing	Combination**	Other
Total	856	3	38	16	802	601	28	46	30,192	327	112	-	144	12	89	172
Federal	356	-	-	7	349	328	30	57	16,493	97	32	-	66	5	62	94
Arizona																
Maricopa	3	-	-	-	3	2	30	50	131	-	-	-	-	-	3	-
Yuma	3	1	-	-	3	2	29	47	141	2	-	-	-	-	-	1
Colorado																
Mesa	5	-	-	-	5	-	30	39	119	3	-	-	2	-	-	-
Connecticut																
Fairfield	2	-	2	-	-	-	21	15	-	1	-	-	-	-	-	1
Hartford	6	-	2	-	4	1	15	18	47	6	-	-	-	-	-	-
Florida																
Second Judicial Circuit (Leon)	4	-	-	-	4	1	30	38	115	3	-	-	-	-	-	1
Fourth Judicial Circuit (Duval)	9	-	-	-	9	1	30	33	196	4	2	-	2	-	-	1
Ninth Judicial Circuit (Orange)	10	-	-	1	9	3	30	39	298	3	5	-	-	1	-	1
Tenth Judicial Circuit (Polk)	4	-	-	1	3	1	30	35	69	3	-	-	1	-	-	-
Thirteenth Judicial Circuit (Hillsborough)	33	-	-	-	33	14	27	40	1,129	17	2	-	6	5	3	-
Fifteenth Judicial Circuit (Palm Beach)	1	-	-	-	1	-	30	30	44	-	-	-	-	1	-	-
Seventeenth Judicial Circuit (Broward)	4	-	-	-	4	-	30	30	48	3	1	-	-	-	-	-
Eighteenth Judicial Circuit (Brevard)	3	-	-	-	3	-	30	30	78	2	-	-	-	-	-	1
Eighteenth Judicial Circuit (Seminole)	7	-	-	-	7	2	30	38	152	5	2	-	-	-	-	-
Nineteenth Judicial Circuit (Saint Lucie)	4	-	4	-	-	1	30	38	-	3	-	-	1	-	-	-
Georgia																
Clayton	4	-	-	-	4	1	20	20	110	-	1	-	-	-	-	3
Cobb	1	-	-	-	1	1	20	26	23	1	-	-	-	-	-	-
DeKalb	1	-	-	-	1	-	20	20	1	1	-	-	-	-	-	-
Dougherty	3	-	-	-	3	2	20	20	62	1	-	-	2	-	-	-
Gwinnett	1	-	-	-	1	-	20	20	16	1	-	-	-	-	-	-
Indiana																
Greene	2	-	-	1	1	3	14	35	52	2	-	-	-	-	-	-
Owen	1	-	-	-	1	1	14	28	28	-	-	-	1	-	-	-
Kansas																
Johnson	3	-	-	-	3	1	25	35	71	-	1	-	-	-	-	1
Maryland																
Baltimore	17	-	-	-	17	5	28	37	543	7	3	-	5	-	-	2
Cecil	2	-	-	-	2	1	28	45	86	2	-	-	-	-	-	-
Prince Georges	5	-	-	-	5	2	30	42	143	-	-	-	1	-	-	4

Table 2
Intercept Orders Issued by Judges During Calendar Year 1991

REPORTING JURISDICTION	Number of Intercept Orders					Number of Extensions	Avg Length (In days)		Total Number of Days in Operation	Place/Facility Authorized in Original Application						
	Authorized	Amended	No Prosecutor's Report	Never installed	Installed*		Original Authorization	Extensions		Single Family Dwelling	Apartment	Multi-dwelling	Business	Floating	Combination**	Other
Massachusetts																
Middlesex.....	3	-	-	-	3	6	15	45	129	2	-	-	-	-	-	1
Norfolk.....	6	-	-	-	6	-	14	14	61	4	1	-	-	-	1	-
Suffolk.....	3	-	-	-	3	8	15	55	190	2	-	-	-	-	1	-
Minnesota																
State Attorney General.....	2	-	-	-	2	2	10	20	32	2	-	-	-	-	-	-
Washington.....	1	-	-	-	1	-	10	10	10	-	-	-	-	-	-	1
Nebraska																
Dodge.....	1	-	-	-	1	-	22	22	22	-	-	-	1	-	-	-
Lancaster.....	2	-	-	-	2	1	30	30	56	1	-	-	-	-	1	-
Nevada																
Eighth Judicial Circuit (Clark).....	7	-	-	1	6	8	30	64	337	2	-	-	-	-	1	4
New Jersey																
State Attorney General.....	18	-	-	-	18	7	27	39	555	5	1	-	11	-	-	1
Atlantic.....	1	-	-	-	1	-	20	20	20	-	1	-	-	-	-	-
Bergen.....	5	-	1	-	4	3	20	28	96	4	-	-	1	-	-	-
Camden.....	5	-	2	-	3	1	22	28	57	4	1	-	-	-	-	-
Essex.....	2	-	-	-	2	-	20	20	36	-	1	-	1	-	-	-
Gloucester.....	9	-	-	-	9	12	20	33	254	5	-	-	4	-	-	-
Hudson.....	15	-	-	-	15	12	20	28	344	1	9	-	1	-	3	1
Mercer.....	2	-	-	-	2	1	20	25	47	1	1	-	-	-	-	-
Middlesex.....	9	-	-	-	9	-	20	20	104	4	4	-	-	-	1	-
Ocean.....	3	-	-	-	3	4	27	67	180	1	-	-	2	-	-	-
Passaic.....	3	-	-	-	3	2	20	27	80	1	-	-	-	-	-	2
Somerset.....	11	-	2	-	9	3	20	23	135	4	2	-	4	-	-	1
Union.....	15	-	-	-	15	7	20	29	318	9	6	-	-	-	-	-
New Mexico																
Bernalillo.....	2	-	-	-	2	1	30	45	52	2	-	-	-	-	-	-
Eddy.....	3	-	-	-	3	1	30	40	120	3	-	-	-	-	-	-
Santa Fe.....	1	-	-	-	1	-	30	30	19	1	-	-	-	-	-	-
New York																
State Attorney General.....	4	-	2	1	1	3	30	53	8	-	-	-	1	-	-	3
Bronx.....	4	-	-	-	4	16	30	148	590	2	2	-	-	-	-	-
Dutchess.....	3	-	-	-	3	2	30	50	128	1	-	-	2	-	-	-
Kings.....	6	-	-	-	6	15	30	105	575	2	3	-	-	-	-	3
Monroe.....	8	-	8	-	-	-	26	26	NR	2	1	-	2	-	-	3
Nassau.....	14	-	-	-	14	2	27	31	338	9	1	-	3	-	-	1
New York.....	36	-	1	-	35	18	30	47	1,065	6	10	-	-	-	-	20
NY Organized Crime Task Force.....	19	-	-	-	19	29	30	75	1,181	6	1	-	-	-	11	1
Onondaga.....	9	-	-	-	9	3	30	39	279	4	3	-	-	-	-	2
Orange.....	2	-	-	-	2	5	30	88	120	-	2	-	-	-	-	-
Putnam.....	2	-	-	-	2	-	30	30	54	2	-	-	-	-	-	-
Queens.....	2	-	-	-	2	2	30	50	103	-	1	-	-	-	-	1
Richmond.....	1	-	-	-	1	1	30	60	58	-	1	-	-	-	-	-
Suffolk.....	20	-	1	-	19	7	30	41	487	8	2	-	4	-	1	5
Ulster.....	2	-	2	-	-	-	30	30	NR	2	-	-	-	-	-	-
Westchester.....	4	-	-	-	4	-	30	30	63	4	-	-	-	-	-	-

Table 2
Intercept Orders Issued by Judges During Calendar Year 1991
(Continued)

REPORTING JURISDICTION	Number of Intercept Orders					Number of Extensions	Avg Length (in days)		Total Number of Days in Operation	Place/Facility Authorized in Original Application							
	Authorized	Amended	No Prosecutor's Report	Never Installed	Installed*		Original Authorization	Extensions		Single Family Dwelling	Apartment	Multi-dwelling	Business	Rowing	Combination**	Other	
Oklahoma																	
Oklahoma.....	1	-	-	-	1	1	30	60	54	1	-	-	-	-	-	-	-
Pennsylvania																	
State Attorney General.....	22	2	-	3	19	5	30	36	484	15	1	-	4	-	-	-	2
Allegheny.....	3	-	-	-	3	3	30	42	97	1	-	-	2	-	-	-	-
Crawford.....	2	-	-	-	2	1	30	45	55	2	-	-	-	-	-	-	-
Delaware.....	7	-	-	-	7	-	30	30	94	2	-	-	5	-	-	-	-
Elk.....	1	-	-	-	1	-	10	10	10	1	-	-	-	-	-	-	-
Luzerne.....	7	-	7	-	-	1	30	34	NR	5	1	-	-	-	-	-	1
McKean.....	3	-	3	-	-	-	30	30	NR	2	-	-	1	-	-	-	-
Montgomery.....	11	-	-	-	11	-	30	30	169	6	-	-	2	-	1	-	2
Philadelphia.....	17	-	-	1	16	5	30	39	379	4	4	-	3	-	-	-	6
Westmoreland.....	3	-	-	-	3	-	30	30	21	3	-	-	-	-	-	-	-
Rhode Island																	
State Attorney General.....	5	-	-	-	5	-	30	30	114	3	-	-	2	-	-	-	-
Utah																	
Salt Lake.....	6	-	-	-	6	-	30	30	102	3	2	-	-	-	-	-	1
Sevier.....	2	-	-	-	2	-	30	30	2	2	-	-	-	-	-	-	-
Virginia																	
State Attorney General.....	3	-	-	-	3	-	30	30	75	3	-	-	-	-	-	-	-
Wisconsin																	
Milwaukee.....	2	-	-	-	2	-	30	-	31	2	-	-	-	-	-	-	-
Racine.....	1	-	-	-	1	-	7	-	7	-	1	-	-	-	-	-	-
Wyoming																	
State Attorney General.....	1	-	1	-	-	30	30	-	NR	1	-	-	-	-	-	-	-

* Based on the actual number of intercept devices installed as reported by the prosecuting official.

** Combination refers to the number of authorized interceptions where more than one location was reported.

NR - Not reported

Table 3
Major Offense for Which Court-Authorized Intercepts Were Granted Pursuant
To Title 18, United States Code, Section 2519
January 1, 1991 through December 31, 1991

Reporting Jurisdiction	Total	Bribery	Gambling	Homicide and Assault	Kidnapping	Larceny and Theft	Loansharking, Usury, and Extortion	Narcotics	Racketeering	Other
Total	856	16	98	21	5	17	2	536	114	47
Federal	356	5	19	6	3	-	-	228	61	34
Arizona										
Maricopa.....	3	-	-	-	-	-	-	3	-	-
Yuma.....	3	-	-	-	-	-	-	3	-	-
Colorado										
Mesa.....	5	-	-	-	-	-	-	5	-	-
Connecticut										
Fairfield.....	2	2	-	-	-	-	-	-	-	-
Hartford.....	6	-	1	-	-	-	-	5	-	-
Florida										
Second Judicial Circuit (Leon).....	4	-	-	-	-	-	-	4	-	-
Fourth Judicial Circuit (Duval).....	9	-	-	1	-	-	-	8	-	-
Ninth Judicial Circuit (Orange).....	10	-	-	-	-	-	-	6	4	-
Tenth Judicial Circuit (Polk).....	4	-	1	-	-	-	-	2	-	1
Thirteenth Judicial Circuit (Hillsborough).....	33	1	-	1	-	-	-	19	11	1
Fifteenth Judicial Circuit (Palm Beach).....	1	-	-	-	-	-	-	1	-	-
Seventeenth Judicial Circuit (Broward).....	4	1	2	-	-	-	-	-	1	-
Eighteenth Judicial Circuit (Brevard).....	3	-	-	-	-	-	-	3	-	-
(Seminole).....	7	-	5	-	-	-	-	2	-	-
Nineteenth Judicial Circuit (Saint Lucie).....	4	-	-	-	-	-	-	3	-	1
Georgia										
Clayton.....	4	-	-	-	-	-	-	4	-	-
Cobb.....	1	-	-	-	-	-	-	1	-	-
DeKalb.....	1	-	-	1	-	-	-	-	-	-
Dougherty.....	3	-	-	-	-	-	-	1	2	-
Gwinnett.....	1	-	-	-	-	-	-	1	-	-

Table 3
Major Offense for Which Court-Authorized Intercepts Were Granted Pursuant
To Title 18, United States Code, Section 2519
January 1, 1991 through December 31, 1991
(Continued)

Reporting Jurisdiction	Total	Bribery	Gambling	Homicide and Assault	Kidnapping	Larceny and Theft	Loansharking, Usury, and Extortion	Narcotics	Racketeering	Other
Indiana										
Greene.....	2	-	-	-	-	-	-	2	-	-
Owen.....	1	-	-	-	-	-	-	1	-	-
Kansas										
Johnson.....	3	-	1	-	-	-	-	2	-	-
Maryland										
Baltimore.....	17	-	-	-	-	-	-	17	-	-
Cecil.....	2	-	-	-	-	-	-	2	-	-
Prince Georges.....	5	-	-	-	-	-	-	5	-	-
Massachusetts										
Middlesex.....	3	-	3	-	-	-	-	-	-	-
Norfolk.....	6	-	-	-	-	-	-	4	-	2
Suffolk.....	3	-	-	-	-	-	-	3	-	-
Minnesota										
State Attorney General.....	2	-	-	-	-	-	-	2	-	-
Washington.....	1	-	-	-	-	-	-	-	-	1
Nebraska										
Dodge.....	1	-	-	-	-	-	-	1	-	-
Lancaster.....	2	-	-	-	-	-	-	2	-	-
Nevada										
Eighth Judicial Circuit (Clark).....	7	-	-	6	-	-	-	1	-	-
New Jersey										
State Attorney General.....	18	2	3	-	2	8	-	2	-	1
Atlantic.....	1	-	-	-	-	-	-	1	-	-
Bergen.....	5	-	1	1	-	-	-	2	-	1
Camden.....	5	-	3	-	-	-	-	2	-	-
Essex.....	2	-	-	-	-	-	-	2	-	-
Gloucester.....	9	-	-	-	-	-	-	9	-	-
Hudson.....	15	-	3	-	-	-	-	12	-	-
Mercer.....	2	-	-	-	-	-	-	2	-	-
Middlesex.....	9	-	1	-	-	-	-	8	-	-
Ocean.....	3	-	-	-	-	-	-	-	3	-
Passaic.....	3	-	2	-	-	-	-	1	-	-
Somerset.....	11	-	9	-	-	-	-	2	-	-
Union.....	15	-	5	-	-	-	-	10	-	-

Table 3
Major Offense for Which Court-Authorized Intercepts Were Granted Pursuant
To Title 18, United States Code, Section 2519
January 1, 1991 through December 31, 1991
(Continued)

Reporting Jurisdiction	Total	Bribery	Gambling	Homicide and Assault	Kidnapping	Larceny and Theft	Loansharking, Usury, and Extortion	Narcotics	Racketeering	Other
New Mexico										
Bernalillo.....	2	-	-	-	-	-	-	2	-	-
Eddy.....	3	-	-	-	-	-	-	3	-	-
Santa Fe.....	1	-	-	-	-	-	-	1	-	-
New York										
State Attorney General.....	4	-	-	-	-	-	-	3	1	-
Bronx.....	4	-	-	-	-	-	-	4	-	-
Dutchess.....	3	-	-	-	-	3	-	-	-	-
Kings.....	6	-	-	-	-	-	-	6	-	-
Monroe.....	8	-	-	-	-	-	-	8	-	-
Nassau.....	14	-	8	-	-	3	-	3	-	-
New York.....	36	-	-	-	-	1	-	35	-	-
NY Organized Crime										
Task Force.....	19	4	1	1	-	1	2	9	-	1
Onondaga.....	9	-	3	-	-	1	-	5	-	-
Orange.....	2	-	-	-	-	-	-	2	-	-
Putnam.....	2	-	1	-	-	-	-	1	-	-
Queens.....	2	-	-	-	-	-	-	2	-	-
Richmond.....	1	-	-	-	-	-	-	1	-	-
Suffolk.....	20	1	7	-	-	-	-	11	1	-
Ulster.....	2	-	-	-	-	-	-	-	-	2
Westchester.....	4	-	4	-	-	-	-	-	-	-
Oklahoma										
Oklahoma.....	1	-	-	1	-	-	-	-	-	-
Pennsylvania										
State Attorney General.....	22	-	-	-	-	-	-	14	8	-
Allegheny.....	3	-	-	-	-	-	-	1	2	-
Crawford.....	2	-	-	-	-	-	-	2	-	-
Delaware.....	7	-	-	-	-	-	-	-	7	-
Elk.....	1	-	1	-	-	-	-	-	-	-
Luzerne.....	7	-	3	-	-	-	-	4	-	-
McKean.....	3	-	3	-	-	-	-	-	-	-
Montgomery.....	11	-	-	-	-	-	-	8	3	-
Philadelphia.....	17	-	-	-	-	-	-	10	5	2
Westmoreland.....	3	-	3	-	-	-	-	-	-	-
Rhode Island										
State Attorney General.....	5	-	4	-	-	-	-	1	-	-

Table 3
Major Offense for Which Court-Authorized Intercepts Were Granted Pursuant
To Title 18, United States Code, Section 2519
January 1, 1991 through December 31, 1991
(Continued)

Reporting Jurisdiction	Total	Bribery	Gambling	Homicide and Assault	Kidnapping	Larceny and Theft	Loansharking, Usury, and Extortion	Narcotics	Racketeering	Other
Utah										
Salt Lake.....	6	-	1	-	-	-	-	-	5	-
Sevier.....	2	-	-	2	-	-	-	-	-	-
Virginia										
State Attorney General.....	3	-	-	-	-	-	-	3	-	-
Wisconsin										
Milwaukee.....	2	-	-	-	-	-	-	2	-	-
Racine.....	1	-	-	1	-	-	-	-	-	-
Wyoming										
State Attorney General.....	1	-	-	-	-	-	-	1	-	-

Note: This table shows the most serious offense for each court-authorized interception.

Table 4
Summary of Interceptions of Wire, Oral or Electronic Communications
January 1, 1991 through December 31, 1991

Reporting Jurisdiction	Number Authorized	Orders Where Intercepts Installed	Average Number Per Order Where Installed*		
			Persons Intercepted	Intercepts	Incriminating Intercepts
Total	856	802	121	1,584	290
Federal	356	349	107	2,269	369
Arizona					
Maricopa.....	3	3	95	5,666	1,396
Yuma.....	3	3	34	1,225	174
Colorado					
Mesa.....	5	5	1,915	911	98
Connecticut					
Fairfield.....	2	NR	NR	NR	NR
Hartford.....	6	4	81	85	36
Florida					
Second Judicial Circuit					
(Leon).....	4	4	97	1,004	78
Fourth Judicial Circuit					
(Duval).....	9	9	21	2,384	112
Ninth Judicial Circuit					
(Orange).....	10	9	71	2,092	509
Tenth Judicial Circuit					
(Polk).....	4	3	35	2,824	77
Thirteenth Judicial Circuit					
(Hillsborough).....	33	33	22	624	55
Fifteenth Judicial Circuit					
(Palm Beach).....	1	1	20	772	67
Seventeenth Judicial Circuit					
(Broward).....	4	4	127	1,810	1,478
Eighteenth Judicial Circuit					
(Brevard).....	3	3	50	452	62
(Seminole).....	7	7	135	8,618	1,576
Nineteenth Judicial Circuit					
(Saint Lucie).....	4	NR	NR	NR	NR
Georgia					
Clayton.....	4	4	8	339	130
Cobb.....	1	1	51	831	27
DeKalb.....	1	1	3	3	-
Dougherty.....	3	3	44	2,394	216
Gwinnett.....	1	1	9	1,507	24

Table 4
Summary of Interceptions of Wire, Oral or Electronic Communications
January 1, 1991 through December 31, 1991
(Continued)

Reporting Jurisdiction	Number Authorized	Orders Where Intercepts Installed	Average Number Per Order Where Installed*		
			Persons Intercepted	Intercepts	Incriminating Intercepts
Indiana					
Greene.....	2	1	137	471	56
Owen.....	1	1	220	394	10
Kansas					
Johnson.....	3	3	102	2,085	107
Maryland					
Baltimore.....	17	17	207	823	25
Cecil.....	2	2	30	661	84
Prince Georges.....	5	5	38	1,478	25
Massachusetts					
Middlesex.....	3	3	62	1,067	651
Norfolk.....	6	6	9	108	40
Suffolk.....	3	3	416	32	19
Minnesota					
State Attorney General.....	2	2	31	2,202	82
Washington.....	1	1	50	500	10
Nebraska					
Dodge.....	1	1	19	404	23
Lancaster.....	2	2	188	1,836	232
Nevada					
Eighth Judicial Circuit..... (Clark).....	7	6	76	2,629	123
New Jersey					
State Attorney General.....	18	18	25	528	71
Atlantic.....	1	1	431	3,094	59
Bergen.....	5	4	47	1,415	14
Camden.....	5	3	94	508	333
Essex.....	2	2	70	1,168	199
Gloucester.....	9	9	1,797	895	102
Hudson.....	15	15	31	605	85
Mercer.....	2	2	47	1,207	129
Middlesex.....	9	9	21	329	173
Ocean.....	3	3	372	1,573	96
Passaic.....	3	3	113	880	52
Somerset.....	11	9	187	798	49
Union.....	15	15	15	763	203

Table 4
Summary of Interceptions of Wire, Oral or Electronic Communications
January 1, 1991 through December 31, 1991
(Continued)

Reporting Jurisdiction	Number Authorized	Orders Where Intercepts Installed	Average Number Per Order Where Installed*		
			Persons Intercepted	Intercepts	Incriminating Intercepts
New Mexico					
Bernalillo.....	2	2	337	2,715	530
Eddy.....	3	3	52	1,796	316
Santa Fe.....	1	1	25	4,200	316
New York					
State Attorney General.....	4	1	14	742	119
Bronx.....	4	4	117	4,960	1,053
Dutchess.....	3	3	37	492	3
Kings.....	6	6	1,895	3,632	477
Monroe.....	8	NR	NR	NR	NR
Nassau.....	14	14	50	887	452
New York.....	36	35	33	1,045	105
NY Organized Crime					
Task Force.....	19	19	48	520	427
Onondaga.....	9	9	32	1,087	500
Orange.....	2	2	10	4,663	323
Putnam.....	2	2	79	1,206	429
Queens.....	2	2	7	4,592	3,999
Richmond.....	1	1	142	2,342	481
Suffolk.....	20	19	60	1,277	855
Ulster.....	2	NR	NR	NR	NR
Westchester.....	4	4	40	283	53
Oklahoma					
Oklahoma.....	1	1	54	270	64
Pennsylvania					
State Attorney General.....	22	19	91	1,160	159
Allegheny.....	3	3	77	1,517	390
Crawford.....	2	2	18	402	59
Delaware.....	7	7	60	557	528
Elk.....	1	1	43	323	281
Luzerne.....	7	NR	NR	NR	NR
McKean.....	3	NR	NR	NR	NR
Montgomery.....	11	11	40	405	174
Philadelphia.....	17	16	46	916	536
Westmoreland.....	3	3	38	177	159
Rhode Island					
State Attorney General.....	5	5	34	1,091	503

Table 4
Summary of Interceptions of Wire, Oral or Electronic Communications
January 1, 1991 through December 31, 1991
(Continued)

Reporting Jurisdiction	Number Authorized	Orders Where Intercepts Installed	Average Number Per Order Where Installed*		
			Persons Intercepted	Intercepts	Incriminating Intercepts
Utah					
Salt Lake.....	6	6	2	971	142
Sevier.....	2	2	8	18	-
Virginia					
State Attorney General.....	3	3	63	900	37
Wisconsin					
Milwaukee.....	2	2	35	1,539	102
Racine.....	1	1	103	126	-
Wyoming					
State Attorney General.....	1	NR	NR	NR	NR

* Excludes those reports where the number of persons intercepted, the number of intercepts, and the number of incriminating intercepts were not reported.

NR - Not reported

Table 5
Average Cost Per Order
January 1, 1991 through December 31, 1991

Reporting Jurisdiction	Authorized Orders Where Intercepts Installed	Intercept Orders With Cost Reported*	Average Cost Per Order \$
Total	802	775	45,033
Federal	349	346	57,643
Arizona			
Maricopa.....	3	3	158,450
Yuma.....	3	3	66,000
Colorado			
Mesa.....	5	5	11,560
Connecticut			
Fairfield.....	NR	NR	NR
Hartford.....	4	4	981
Florida			
Second Judicial Circuit			
(Leon).....	4	3	13,750
Fourth Judicial Circuit			
(Duval).....	9	1	2,222
Ninth Judicial Circuit			
(Orange).....	9	9	42,292
Tenth Judicial Circuit			
(Polk).....	3	3	24,434
Thirteenth Judicial Circuit			
(Hillsborough).....	33	33	53,758
Fifteenth Judicial Circuit			
(Palm Beach).....	1	1	19,255
Seventeenth Judicial Circuit			
(Broward).....	4	4	5,691
Eighteenth Judicial Circuit			
(Brevard).....	3	3	17,146
(Seminole).....	7	6	21,360
Nineteenth Judicial Circuit			
(Saint Lucie).....	NR	NR	NR
Georgia			
Clayton.....	4	4	2,375
Cobb.....	1	1	10,788
DeKalb.....	1	1	675
Dougherty.....	3	3	13,169
Gwinnett.....	1	1	22,252

Table 5
Average Cost Per Order
January 1, 1991 through December 31, 1991
(Continued)

Reporting Jurisdiction	Authorized Orders Where Intercepts Installed	Intercept Orders With Cost Reported*	Average Cost Per Order \$
Indiana			
Greene.....	1	1	85,920
Owen.....	1	1	85,920
Kansas			
Johnson.....	3	3	98,075
Maryland			
Baltimore.....	17	17	8,271
Cecil.....	2	2	25,825
Prince Georges.....	5	5	24,040
Massachusetts			
Middlesex.....	3	3	66,667
Norfolk.....	6	6	5,858
Suffolk.....	3	-	NA
Minnesota			
State Attorney General.....	2	2	43,827
Washington.....	1	-	NR
Nebraska			
Dodge.....	1	1	23,000
Lancaster.....	2	2	28,792
Nevada			
Eighth Judicial Circuit (Clark).....	6	6	14,041
New Jersey			
State Attorney General.....	18	18	24,797
Atlantic.....	1	1	36,131
Bergen.....	4	4	64,125
Camden.....	3	3	11,235
Essex.....	2	2	15,281
Gloucester.....	9	9	35,520
Hudson.....	15	15	21,279
Mercer.....	2	2	22,200
Middlesex.....	9	9	3,006
Ocean.....	3	3	30,059
Passaic.....	3	3	28,083
Somerset.....	9	9	97,852
Union.....	15	15	29,811

Table 5
Average Cost Per Order
January 1, 1991 through December 31, 1991
(Continued)

Reporting Jurisdiction	Authorized Orders Where Intercepts Installed	Intercept Orders With Cost Reported*	Average Cost Per Order \$
New Mexico			
Bernalillo.....	2	2	48,810
Eddy.....	3	NR	NR
Santa Fe.....	1	NR	NR
New York			
State Attorney General.....	1	1	21,360
Bronx.....	4	4	106,476
Dutchess.....	3	3	5,267
Kings.....	6	5	94,625
Monroe.....	NR	NR	NR
Nassau.....	14	14	37,051
New York.....	35	31	35,830
NY Organized Crime Task Force.....	19	19	82,361
Onondaga.....	9	9	25,195
Orange.....	2	2	1,775
Putnam.....	2	2	22,032
Queens.....	2	2	45,272
Richmond.....	1	1	108,000
Suffolk.....	19	19	35,065
Ulster.....	NR	NR	NR
Westchester.....	4	4	5,029
Oklahoma			
Oklahoma.....	1	1	45,000
Pennsylvania			
State Attorney General.....	19	18	47,144
Allegheny.....	3	3	47,499
Crawford.....	2	2	57,738
Delaware.....	7	7	13,973
Elk.....	1	1	48,000
Luzerne.....	NR	NR	NR
McKean.....	NR	NR	NR
Montgomery.....	11	11	27,923
Philadelphia.....	16	16	11,806
Westmoreland.....	3	3	16,654
Rhode Island			
State Attorney General.....	5	5	4,400

Table 5
Average Cost Per Order
January 1, 1991 through December 31, 1991
(Continued)

Reporting Jurisdiction	Authorized Orders Where Intercepts Installed	Intercept Orders With Cost Reported*	Average Cost Per Order \$
Utah			
Salt Lake.....	6	6	18,716
Sevier.....	2	2	2,120
Virginia			
State Attorney General.....	3	3	50,601
Wisconsin			
Milwaukee.....	2	2	44,898
Racine.....	1	1	20,560
Wyoming			
State Attorney General.....	NR	NR	NR

* Includes costs for orders where intercepts were installed but not used.

NR - Not reported by prosecuting official.

NA - Not Available as reported by prosecuting official.

Table 6
Type of Surveillance Used, Arrests and Convictions Where Intercepts Installed
January 1, 1991 through December 31, 1991

Reporting Jurisdiction	Orders Where Intercepts Installed	Phone Wire	Microphone Eavesdrop	Electronic	Combination*	Number of Persons	
						Arrested	Convicted
Total	802	591	62	83	66	2,364	605
Federal	349	227	45	42	35	1,022	292
Arizona							
Maricopa.....	3	3	-	-	-	45	15
Yuma.....	3	2	-	-	1	11	-
Colorado							
Mesa.....	5	4	1	-	-	23	21
Connecticut							
Fairfield.....	NR	-	-	-	-	-	-
Hartford.....	4	4	-	-	-	-	-
Florida							
Second Judicial Circuit (Leon).....	4	4	-	-	-	-	-
Fourth Judicial Circuit (Duval).....	9	7	-	1	1	24	24
Ninth Judicial Circuit (Orange).....	9	8	-	-	1	30	27
Tenth Judicial Circuit (Polk).....	3	3	-	-	-	7	-
Thirteenth Judicial Circuit (Hillsborough).....	33	25	3	3	2	40	2
Fifteenth Judicial Circuit (Palm Beach).....	1	1	-	-	-	-	-
Seventeenth Judicial Circuit (Broward).....	4	3	1	-	-	14	3
Eighteenth Judicial Circuit (Brevard).....	3	3	-	-	-	8	-
(Seminole).....	7	5	-	2	-	38	34
Nineteenth Judicial Circuit (Saint Lucie).....	NR	-	-	-	-	-	-
Georgia							
Clayton.....	4	2	-	2	-	11	-
Cobb.....	1	1	-	-	-	0	-
DeKalb.....	1	1	-	-	-	1	-
Dougherty.....	3	2	1	-	-	12	-
Gwinnett.....	1	1	-	-	-	9	-
Indiana							
Greene.....	1	1	-	-	-	10	1
Owen.....	1	1	-	-	-	-	-
Kansas							
Johnson.....	3	3	-	-	-	2	-
Maryland							
Baltimore.....	17	17	-	-	-	36	-
Cecil.....	2	2	-	-	-	2	-
Prince Georges.....	5	2	-	1	2	7	-

Table 6
 Type of Surveillance Used, Arrests and Convictions Where Intercepts Installed
 January 1, 1991 through December 31, 1991
 (Continued)

Reporting Jurisdiction	Orders Where Intercepts Installed	Phone Wire	Microphone Eavesdrop	Electronic	Combination*	Number of Persons	
						Arrested	Convicted
Massachusetts							
Middlesex.....	3	2	-	-	1	19	-
Norfolk.....	6	4	1	-	1	-	-
Suffolk.....	3	3	-	-	-	-	-
Minnesota							
State Attorney General.....	2	2	-	-	-	21	20
Washington.....	1	1	-	-	-	-	-
Nebraska							
Dodge.....	1	1	-	-	-	-	-
Lancaster.....	2	2	-	-	-	5	1
Nevada							
Eighth Judicial Circuit (Clark).....	6	6	-	-	-	1	-
New Jersey							
State Attorney General.....	18	14	4	-	-	58	-
Atlantic.....	1	1	-	-	-	-	-
Bergen.....	4	4	-	-	-	8	-
Camden.....	3	3	-	-	-	16	-
Essex.....	2	2	-	-	-	33	-
Gloster.....	9	9	-	-	-	15	-
Hudson.....	15	5	-	-	10	44	3
Mercer.....	2	2	-	-	-	20	-
Middlesex.....	9	9	-	-	-	49	-
Ocean.....	3	3	-	-	-	-	-
Passaic.....	3	3	-	-	-	4	1
Somerset.....	9	8	1	-	-	14	11
Union.....	15	15	-	-	-	68	-
New Mexico							
Bernalillo.....	2	2	-	-	-	-	-
Eddy.....	3	3	-	-	-	-	-
Santa Fe.....	1	1	-	-	-	-	-
New York							
State Attorney General.....	1	1	-	-	-	14	6
Bronx.....	4	4	-	-	-	28	9
Dutchess.....	3	3	-	-	-	4	-
Kings.....	6	3	-	3	-	37	28
Monroe.....	NR	-	-	-	-	-	-
Nassau.....	14	13	-	1	-	70	-
New York.....	35	22	-	13	-	18	1
NY Organized Crime							
Task Force.....	19	8	-	1	10	18	4
Onondaga.....	9	6	-	3	-	32	15
Orange.....	2	2	-	-	-	11	-
Putnam.....	2	2	-	-	-	28	-
Queens.....	2	1	-	1	-	-	-
Richmond.....	1	1	-	-	-	5	-
Suffolk.....	19	14	-	4	1	107	65
Ulster.....	NR	-	-	-	-	-	-
Westchester.....	4	4	-	-	-	3	3

Table 6
 Type of Surveillance Used, Arrests and Convictions Where Intercepts Installed
 January 1, 1991 through December 31, 1991
 (Continued)

Reporting Jurisdiction	Orders Where Intercepts Installed	Phone Wire	Microphone Eavesdrop	Electronic	Combination*	Number of Persons	
						Arrested	Convicted
Oklahoma							
Oklahoma.....	1	1	-	-	-	1	-
Pennsylvania							
State Attorney General.....	19	18	-	1	-	18	2
Allegheny.....	3	1	2	-	-	7	-
Crawford.....	2	2	-	-	-	3	-
Delaware.....	7	6	-	1	-	-	-
Elk.....	1	1	-	-	-	1	-
Luzerne.....	NR	-	-	-	-	-	-
McKean.....	NR	-	-	-	-	-	-
Montgomery.....	11	9	-	1	1	43	2
Philadelphia.....	16	13	1	2	-	31	2
Westmoreland.....	3	3	-	-	-	-	-
Rhode Island							
State Attorney General.....	5	5	-	-	-	127	2
Utah							
Salt Lake.....	6	4	1	1	-	24	6
Sevier.....	2	2	-	-	-	-	-
Virginia							
State Attorney General.....	3	2	1	-	-	7	5
Wisconsin							
Milwaukee.....	2	2	-	-	-	-	-
Racine.....	1	1	-	-	-	-	-
Wyoming							
State Attorney General.....	NR	-	-	-	-	-	-

*Combination refers to the number of installed intercepts where more than one type of surveillance was used.
 NR = Not Reported

Table 7
Summary Report on Authorized Intercepts Granted Pursuant to Title 18, United States Code, Section 2519

Summary Item	1981	1982	1983	1984	1985	1986	1987	1988	1989	1990	1991
I. Intercept applications requested.....	589	578	648	802	786	756	673	740	763	872	856
II. Intercept applications denied.....	-	-	-	1	2	2	-	2	-	-	-
III. Intercept applications authorized....	589	578	648	801	784	754	673	738	763	872	856
Federal	106	130	208	289	243	250	236	293	310	324	356
State.....	483	448	440	512	541	504	437	445	453	548	500
Avg. days of original authorization.....	24	26	28	26	25	25	25	27	27	28	28
Number of extensions.....	208	233	310	377	450	429	402	556	519	581	601
Average length of extensions (days)...	24	26	27	26	25	27	26	28	28	29	46
Location of authorized intercepts:											
Single family dwelling.....	236	273	277	361	341	327	285	272	304	341	327
Apartment.....	167	133	123	157	173	176	134	146	132	145	112
Multiple dwelling.....	12	4	9	18	11	7	7	6	2	7	-
Business.....	107	93	134	111	126	116	124	120	133	156	144
Business and living quarters and multiple locations.....	33	42	53	74	69	50	51	70	75	66	89
Not indicated or other.....	34	33	52	80	64	78	72	124	117	157	184
Major offense specified:											
Arson, explosives and weapons.....	3	-	1	-	6	3	3	3	-	-	-
Bribery.....	7	2	3	11	3	12	13	32	10	11	16
Extortion (includes usury and loansharking).....	7	6	15	9	9	14	22	21	18	17	2
Gambling.....	156	150	157	186	206	189	135	126	111	116	98
Homicide and assault.....	33	31	31	30	25	34	18	14	20	21	21
Larceny and theft.....	7	12	15	9	17	13	14	9	8	51	17
Narcotics.....	318	333	360	483	434	348	379	435	471	520	536
Robbery and Burglary.....	9	1	8	4	1	7	12	-	-	6	2
Other or Unspecified.....	7	6	19	16	26	35	16	18	33	40	50
Racketeering.....	42	37	39	53	63	96	61	80	89	90	114
IV. Intercept applications installed*.....	562	518	602	773	722	676	634	678	720	812	802
Federal.....	106	129	205	277	235	247	233	266	305	321	349
State.....	456	389	397	496	487	429	401	392	415	491	453
For intercepts installed:											
Total days in operation.....	13,355	13,556	17,147	20,923	22,066	20,813	19,752	26,380	27,766	28,782	30,002
Avg. number of persons intercepted	84	58	147	102	105	119	104	129	178	131	121
Average number of intercepted communications.....	848	1,082	1,107	1,209	1,320	1,328	1,299	1,251	1,656	1,487	1,584
Average number of incriminating intercepted communications.....	190	209	229	298	275	253	230	316	337	321	290
Authorizations where costs reported..	552	504	581	744	712	657	611	652	691	794	775
Average cost where cost reported.....	\$21,686	\$34,488	\$33,985	\$44,976	\$36,493	\$35,550	\$36,904	\$49,284	\$53,108	\$45,125	\$45,033
Number of orders costing:											
\$ 1,000 or less.....	38	35	25	39	21	27	18	15	15	32	23
1,001 - 2,000.....	54	32	46	44	32	24	32	29	13	19	16
2,001 - 5,000.....	82	68	55	79	88	85	64	56	55	47	56
5,001 - 10,000.....	111	97	81	119	125	98	94	84	85	87	76
10,001 - 25,000.....	142	125	161	179	184	185	161	143	188	226	175
25,001 - 50,000.....	67	73	97	141	103	109	115	149	139	145	173
50,001 and over.....	58	74	116	143	159	129	127	176	196	238	256

*Installed intercepts include only those intercepts where a report was received from a prosecuting official.

Table 8
Summary of Supplementary Reports as a Result of Intercepts
Terminated in Calendar Years 1981 through 1990
(Report as of December 31, 1991)

Report Year and Jurisdiction	Total Additional Activity During Calendar Year 1991							Number of Persons Convicted
	Number of Reports	Cost \$	Number of Persons Arrested	Number of Trials	Motions to Suppress Intercepts*			
					G	D	P	
Total All Years	426	1,751,441	1,388	222	22	219	291	1,358
Total 1980 - 1982.....	-	-	-	-	-	-	-	-
Total 1983.....	1	-	-	-	-	-	-	5
Federal.....	-	-	-	-	-	-	-	-
New Jersey State Attorney General.....	1	-	-	-	-	-	-	5
Total 1984.....	1	-	-	-	-	-	-	3
Federal.....	1	-	-	-	-	-	-	3
Total 1985.....	9	-	-	-	-	1	-	2
Federal.....	-	-	-	-	-	-	-	-
New Jersey Middlesex County.....	2	-	-	-	-	-	-	1
Tarrant County.....	7	-	-	-	-	1	-	1
Total 1986.....	15	-	91	12	4	54	-	82
Federal.....	10	-	85	11	4	54	-	78
Massachusetts Suffolk County.....	2	-	-	-	-	-	-	2
New Jersey Bergen County.....	1	-	6	-	-	-	-	-
Ocean County.....	1	-	-	-	-	-	-	1
Texas Gregg County	1	-	-	1	-	-	-	1

*MOTIONS: G=GRANTED; D=DENIED; P=PENDING

Table 8
Summary of Supplementary Reports as a Result of Intercepts
Terminated in Calendar Years 1981 through 1990
(Report as of December 31, 1991)

Report Year and Jurisdiction	Total Additional Activity During Calendar Year 1991							
	Number of Reports	Cost \$	Number of Persons Arrested	Number of Trials	Motions to Suppress Intercepts*			Number of Persons Convicted
					G	D	P	
Total 1987	14	-	5	13	-	1	4	23
Federal	9	-	5	8	-	-	4	19
Maryland Baltimore County.....	1	-	-	3	-	-	-	3
Pennsylvania Allegheny County.....	2	-	-	2	-	1	-	-
Texas Potter County.....	2	-	-	-	-	-	-	1
Total 1988	55	-	106	27	-	-	-	203
Federal	32	-	106	14	-	-	-	149
New Jersey State Attorney General.....	16	-	-	-	-	-	-	27
Ocean County.....	3	-	-	-	-	-	-	10
New York New York State Organized Crime Task Force..	1	-	-	-	-	-	-	1
Pennsylvania State Attorney General.....	3	-	-	13	-	-	-	16
Total 1989	88	-	289	64	-	11	9	490
Federal	45	-	237	30	-	1	-	352
Florida Eleventh Judicial Circuit.....	1	-	-	-	-	-	-	2
Eighteenth Judicial Circuit.....	1	-	-	-	-	-	-	3

*MOTIONS: G=GRANTED; D=DENIED; P=PENDING

Table 8
Summary of Supplementary Reports as a Result of Intercepts
Terminated in Calendar Years 1981 through 1990
(Report as of December 31, 1991)

Report Year and Jurisdiction	Total Additional Activity During Calendar Year 1991							
	Number of Reports	Cost \$	Number of Persons Arrested	Number of Trials	Motions to Suppress Intercepts*			Number of Persons Convicted
					G	D	P	
1989 (Continued)								
Georgia								
State Attorney General.....	1	-	8	8	-	-	8	2
Maryland								
Dorchester County.....	1	-	11	-	-	2	-	4
Massachusetts								
State Attorney General.....	1	-	11	2	-	8	-	7
New Jersey								
State Attorney General.....	12	-	-	2	-	-	-	30
Essex County.....	2	-	-	-	-	-	-	11
Gloucester County.....	1	-	-	-	-	-	-	4
Middlesex County.....	9	-	-	-	-	-	-	16
Ocean County.....	2	-	-	-	-	-	-	5
New York								
Suffolk County.....	2	-	-	-	-	-	-	4
Pennsylvania								
State Attorney General.....	6	-	22	15	-	-	1	21
Rhode Island								
State Attorney General.....	1	-	-	-	-	-	-	17
Texas								
Wichita County.....	2	-	-	-	-	-	-	5
Virginia								
State Attorney General.....	1	-	-	7	-	-	-	7

*MOTIONS: G=GRANTED; D=DENIED; P=PENDING

Table 8
Summary of Supplementary Reports as a Result of Intercepts
Terminated in Calendar Years 1981 through 1990
(Report as of December 31, 1991)

Report Year and Jurisdiction	Total Additional Activity During Calendar Year 1991							Number of Persons Convicted
	Number of Reports	Cost \$	Number of Persons Arrested	Number of Trials	Motions to Suppress Intercepts*			
					G	D	P	
Total 1990	243	1,751,441	897	106	18	152	278	550
Federal	74	4,195	359	23	16	75	253	-
Arizona								
Maricopa County.....	3	78,244	19	-	-	-	-	16
Yuma County.....	3	-	-	1	-	2	-	6
Delaware								
State Attorney General.....	1	-	-	5	-	5	-	5
Florida								
Fifth Judicial Circuit (Marion).....	1	10,529	4	-	-	5	-	1
Sixth Judicial Circuit (Pinellas).....	2	40,000	2	2	-	-	-	2
Ninth Judicial (Orange).....	2	-	-	-	-	2	-	5
Thirteenth Judicial Circuit.....	12	-	33	4	1	4	-	25
Fifteenth Judicial Circuit (Palm Beach).....	6	213,324	69	-	-	-	-	-
Eighteenth Judicial Circuit (Titusville).....	1	-	1	1	-	-	-	3
Nineteenth Judicial Circuit (St. Lucie).....	1	-	-	2	1	-	-	2
Georgia								
Chatham County.....	1	1,900	-	-	-	-	-	-
Clayton County.....	5	10,800	22	-	-	-	2	1
Maryland								
Prince George's County.....	1	-	9	-	-	3	6	3
Nebraska								
Lancaster County.....	1	4,448	2	-	-	-	-	-

*MOTIONS: G=GRANTED; D=DENIED; P=PENDING

Table 8
Summary of Supplementary Reports as a Result of Intercepts
Terminated in Calendar Years 1981 through 1990
(Report as of December 31, 1991)

Report Year and Jurisdiction	Total Additional Activity During Calendar Year 1991							
	Number of Reports	Cost \$	Number of Persons Arrested	Number of Trials	Motions to Suppress Intercepts*			Number of Persons Convicted
					G	D	P	
1990 (Continued)								
Nevada								
Eighteenth Judicial Circuit (Clark).....	1	3,668	-	-	-	-	-	-
Washoe County.....	1	-	1	-	-	-	-	1
New Jersey								
State Attorney General.....	14	17,474	5	-	-	-	-	31
Bergen County.....	3	-	11	-	-	-	-	3
Cape May County.....	1	-	1	1	-	-	-	1
Gloucester County.....	5	-	-	-	-	-	-	14
Middlesex County.....	10	-	-	-	-	-	-	37
Ocean County.....	2	-	-	-	-	-	-	8
New Mexico								
Bernalillo County.....	4	98,588	10	-	-	-	8	1
New York								
Bronx County.....	1	7,680	-	-	-	-	-	-
Erie County.....	5	160,115	15	-	-	4	3	7
King County.....	3	283,875	-	-	-	-	-	-
Nassau County.....	5	6,259	1	9	-	-	-	9
New York.....	1	-	6	-	-	-	-	-
NY State Organized								
Crime Task Force.....	8	-	50	-	-	31	1	51
Queens County.....	5	524,197	91	-	-	-	5	86
Richmond County.....	3	-	11	-	-	-	-	-
Suffolk County.....	14	-	-	-	-	-	-	43
White Plains.....	7	-	42	-	-	-	-	15
Pennsylvania								
State Attorney General.....	10	-	28	13	-	8	-	53
Berk County.....	2	-	18	2	-	2	-	14
Blair County.....	2	50,182	13	-	-	-	-	13
Delaware County.....	1	-	5	5	-	-	-	5
Lehigh County.....	2	-	10	10	-	9	-	10
Montgomery Country.....	2	-	-	-	-	-	-	13
Philadelphia County.....	2	-	-	5	-	2	-	8
Wayne County.....	2	86,797	8	-	-	-	-	-
Westmoreland County.....	2	-	-	-	-	-	-	4

*MOTIONS: G=GRANTED; D=DENIED; P=PENDING

Table 8
Summary of Supplementary Reports as a Result of Intercepts
Terminated in Calendar Years 1981 through 1990
(Report as of December 31, 1991)

Report Year and Jurisdiction	Total Additional Activity During Calendar Year 1991							
	Number of Reports	Cost \$	Number of Persons Arrested	Number of Trials	Motions to Suppress Intercepts*			Number of Persons Convicted
					G	D	P	
1990 (Continued)								
Texas								
Dallas County.....	5	-	17	-	-	-	-	9
Harris County.....	4	-	17	3	-	-	-	19
Nacogdoches County.....	4	-	13	1	-	-	-	11
Virginia								
State Attorney General.....	4	149,166	4	19	-	-	-	15

*MOTIONS: G=GRANTED; D=DENIED; P=PENDING

Table 9
Arrests and Convictions as a Result of Intercept Orders Installed
Calendar Years 1981 through 1991

Year of Intercepts	Year Reported											Total All Years	
	1981	1982	1983	1984	1985	1986	1987	1988	1989	1990	1991	Number	Percent
Number of Intercepts Authorized and Installed	562	518	602	773	722	676	634	678	720	812	802	-	-
1981													
Arrests.....	1,735	558	330	116	104	37	21	-	-	-	-	2,901	100.0
Convictions.....	248	745	473	143	93	47	54	5	1	-	-	1,809	62.4
1982													
Arrests.....	-	1,725	705	238	43	64	77	18	-	-	-	2,870	100.0
Convictions.....	-	453	776	389	98	88	45	31	5	1	-	1,886	65.7
1983													
Arrests.....	-	-	1,716	664	266	174	42	2	26	-	-	2,890	100.0
Convictions.....	-	-	521	833	320	226	80	7	11	4	5	2,007	69.4
1984													
Arrests.....	-	-	-	2,393	638	334	225	67	59	3	-	3,719	100.0
Convictions.....	-	-	-	649	958	409	265	55	72	17	3	2,428	65.3
1985													
Arrests.....	-	-	-	-	2,469	1,026	419	169	9	67	-	4,159	100.0
Convictions.....	-	-	-	-	660	1,114	552	195	39	53	2	2,615	62.9
1986													
Arrests.....	-	-	-	-	-	2,410	759	305	138	125	91	3,828	100.0
Convictions.....	-	-	-	-	-	761	830	523	163	85	82	2,444	63.8
1987													
Arrests.....	-	-	-	-	-	-	2,226	716	185	54	5	3,187	100.0
Convictions.....	-	-	-	-	-	-	506	936	341	141	23	1,947	61.1
1988													
Arrests.....	-	-	-	-	-	-	-	2,486	969	251	106	3,812	100.0
Convictions.....	-	-	-	-	-	-	-	543	1,192	400	203	2,338	61.3
1989													
Arrests.....	-	-	-	-	-	-	-	-	2,804	986	289	6,068	100.0
Convictions.....	-	-	-	-	-	-	-	-	706	823	490	2,019	33.3
1990													
Arrests.....	-	-	-	-	-	-	-	-	-	2,057	897	2,954	100.0
Convictions.....	-	-	-	-	-	-	-	-	-	420	550	970	32.8
1991													
Arrests.....	-	-	-	-	-	-	-	-	-	-	1,388	2,364	100.0
Convictions.....	-	-	-	-	-	-	-	-	-	-	1,358	605	25.6

APPENDIX

Statistical Tables

Table A-1. Reports by Federal Judges and Prosecuting Officials (U.S. Department of Justice) pursuant to Title 18 U.S.C. Section 2519, concerning court authorized intercepts of wire, oral, or electronic communications terminated between January 1, 1991 and December 31, 1991 by reporting jurisdiction.

Table A-2. Supplementary Reports by Federal Prosecuting Officials (U.S. Department of Justice) on additional arrests, trials, and convictions in 1991 as a result of intercepts terminated during calendar years 1984 through 1990. No additional activity was reported for 1969 through 1983.

Table B-1. Reports by State Judges and Prosecuting Officials pursuant to Title 18 U.S.C. Section 2519 concerning court authorized intercepts of wire, oral or electronic communications terminated between January 1, 1991 and December 31, 1991 by reporting jurisdiction.

Table B-2. Supplementary Reports by State Prosecuting Officials on additional arrests, trials, and convictions in 1991 as a result of intercepts terminated during calendar years 1983 through 1990. No additional activity was reported for 1969 through 1982.

TABLE A-1
UNITED STATES DISTRICT COURTS

REPORT BY JUDGES OF COURT AUTHORIZED INTERCEPTS OF WIRE, ORAL, OR
ELECTRONIC COMMUNICATIONS PURSUANT TO TITLE 18 USC SEC 2519

A.O. NO.	AUTHORIZING OFFICIAL		OFFENSE SPECIFIED	INTERCEPT		DATE OF APPLICATION AND (AMENDMENT)	AUTHORIZED LENGTH		
	JUDGE	ATTORNEY GENERAL ¹		TYPE ²	PLACE ³		ORIGINAL ORDER (DAYS)	NUMBER OF EXTEN- SIONS	TOTAL LENGTH DAYS
ALABAMA NORTHERN									
1	ACKER	MALONEY	NARCOTICS	P	S	06/13/91	30	1	60
2	POINTER	BUCKNAM	NARCOTICS	P	S	06/25/91	30	2	90
3	ACKER	MALONEY	NARCOTICS	P	S	07/05/91	30	-	30
4	HANCOCK	MALONEY	NARCOTICS	P	S	07/19/91	30	-	30
ARIZONA									
5	TERLIZZI	KERN	NARCOTICS	E	O10	08/02/91	30	-	30
CALIFORNIA NORTHERN									
6	WILLIAMS	RICHARD	INTERSTATE TRANSPORTATION	P	B	12/06/90	30	-	30
7	WILLIAMS	RICHARD	INTERSTATE TRANSPORTATION	P	B	12/22/90	30	-	30
8	VUKASIN	MALONEY	RACKETEERING	PM	B	03/12/91	30	1	60
9	VUKASIN	RICHARD	RACKETEERING	PE	B	04/26/91	30	-	30
10	LEGGE	MALONEY	NARCOTICS	P	ABO9	05/23/91	30	3	120
11	LEGGE	KEENEY	NARCOTICS	M	B	05/25/91	30	-	30
12	JENSEN	RICHARD	NARCOTICS	P	SO9	06/05/91	30	1	60
13	JENSEN	SILANO	NARCOTICS	E	O10	06/25/91	30	2	90
14	JENSEN	RICHARD	NARCOTICS	P	SB	06/28/91	30	-	30
CALIFORNIA EASTERN									
**15	PRICE	KEENEY	NARCOTICS	P	S	07/26/90	30	-	30

¹ THE ATTORNEY GENERAL OR DESIGNEE AUTHORIZED THE FILING OF THE REPORTED APPLICATION UNDER PROVISIONS OF TITLE 18, U.S.C. SECTION 2516.

² TYPE: P=PHONE WIRE; M=MICROPHONE-EAVESDROP; E=ELECTRONIC; NR=NOT REPORTED; O=OTHER

³ PLACE: S=SINGLE FAMILY DWELLING; A=APARTMENT; M=MULTIPLE DWELLING; B=BUSINESS; R=ROVING; O=OTHER

⁴ NI IN THIS COLUMN INDICATES NEVER INSTALLED

⁵ MOTIONS: G=GRANTED; D=DENIED; P=PENDING

* THIS WIRETAP WAS TERMINATED DURING 1989, BUT WAS NOT REPORTED AT THAT TIME BECAUSE IT WAS PART OF AN ONGOING INVESTIGATION.

** THIS WIRETAP WAS TERMINATED DURING 1990, BUT WAS NOT REPORTED AT THAT TIME BECAUSE IT WAS PART OF AN ONGOING INVESTIGATION.

REPORT BY PROSECUTORS OF COURT AUTHORIZED INTERCEPTS OF WIRE, ORAL, OR
ELECTRONIC COMMUNICATIONS PURSUANT TO TITLE 18 USC SEC 2519

A.O. NO.	NUMBER OF DAYS IN OPER- ATION ⁴	AVERAGE INTER- CEPTS PER DAY	NUMBER OF			COSTS		NUMBER OF				PER- SONS CON- VICTED	
			PERSONS INTER- CEPTED	INTER- CEPTS	INCRIM- INATING INTER- CEPTS	TOTAL COST \$	OTHER THAN MANPOWER \$	AR- REST	TRIALS	MOTIONS TO SUPPRESS INTER- CEPTS ⁵			
										G	D		P
ALABAMA NORTHERN													
1	51	59	58	2,989	1,044	63,334	4,000	-	-	-	-	-	
2	73	53	80	3,864	436	38,675	5,700	-	-	-	-	-	
3	29	66	28	1,922	225	RELATED TO NO. 1		-	-	-	-	-	
4	30	1	15	52	5	38,675	5,700	-	-	-	-	-	
ARIZONA													
5	4	5	1	22	-	961	30	-	-	-	-	-	
CALIFORNIA NORTHERN													
6	28	51	20	1,419	-	26,044	3,000	-	-	-	-	-	
7	11	24	10	264	-	RELATED TO NO. 6		-	-	-	-	-	
8	52	179	620	9,314	717	229,390	1,649	-	-	-	-	-	
9	14	3	25	41	25	3,740	42	-	-	-	-	-	
10	114	48	104	5,438	430	132,639	3,046	-	-	-	-	-	
11	26	1	6	6	2	48,500	1,500	5	-	-	-	-	
12	60	56	58	3,362	259	74,132	502	4	-	-	-	-	
13	73	32	337	2,329	-	19,199	12	-	-	-	-	-	
14	30	130	75	3,887	153	36,842	1,069	-	-	-	-	-	
CALIFORNIA EASTERN													
**15	15	23	21	342	126	41,751	350	16	2	-	-	16	

- | | | |
|--------------------------|-----------------|-----------------|
| 6 AUTOMOBILE | 11 HOTEL ROOM | 16 PEN REGISTER |
| 7 BAR | 12 JAIL | 17 PAY PHONE |
| 8 CARGO | 13 MOBILE HOME | 18 SOCIAL CLUB |
| 9 CELLULAR PHONE | 14 MOBILE PHONE | 19 STORAGE |
| 10 DIGITAL DISPLAY PAGER | 15 MOTEL ROOM | 20 TELEFAX |

TABLE A-1
UNITED STATES DISTRICT COURTS

REPORT BY JUDGES OF COURT AUTHORIZED INTERCEPTS OF WIRE, ORAL, OR
ELECTRONIC COMMUNICATIONS PURSUANT TO TITLE 18 USC SEC 2519

A.O. NO.	AUTHORIZING OFFICIAL		OFFENSE SPECIFIED	INTERCEPT		DATE OF APPLICATION AND (AMENDMENT)	AUTHORIZED LENGTH		
	JUDGE	ATTORNEY GENERAL ¹		TYPE ²	PLACE ³		ORIGINAL ORDER (DAYS)	NUMBER OF EXTEN- SIONS	TOTAL LENGTH DAYS
CALIFORNIA EASTERN (CONT.)									
16	MAC BRIDE	BUCKNAM	KIDNAPPING	PM	O13	10/19/91	30	-	30
CALIFORNIA CENTRAL									
**17	MARSHAL	MALONEY	NARCOTICS	P	A	05/08/90	30	-	30
18	HATTER	MALONEY	NARCOTICS	PM	SAO14	09/21/90	30	3	120
19	IDEMAN	RICHARD	NARCOTICS	PME	B	09/19/91	30	2	90
CALIFORNIA SOUTHERN									
20	KEEP	RICHARD	NARCOTICS	P	S	11/21/91	30	-	30
COLORADO									
21	FINESILVER	GUTHRIE	NARCOTICS	E	O10	03/27/91	30	1	60
22	FINESILVER	RICHARD	NARCOTICS	P	S	04/11/91	30	1	60
23	FINESILVER	NORTON	NARCOTICS	E	O10	05/03/91	30	-	30
24	WEINSHIENK	ALLISON	NARCOTICS	E	O10	05/14/91	30	-	30
25	FINESILVER	KEENEY	NARCOTICS	P	SAO9	05/22/91	30	-	30
26	KANE	BUCKNAM	NARCOTICS	P	S	06/07/91	30	-	30
27	FINESILVER	NORTON	NARCOTICS	E	O10	06/19/91	30	1	60
28	BABCOCK	RICHARD	NARCOTICS	PE	SO16	10/11/91	30	1	60
29	KANE	NORTON	NARCOTICS	E	O10	11/05/91	30	-	30
30	BABCOCK	RICHARD	GAMBLING	P	SAB	11/20/91	30	-	30
31	BABCOCK	BUCKNAM	GAMBLING	P	S	12/13/91	30	-	30

¹ THE ATTORNEY GENERAL OR DESIGNEE AUTHORIZED THE FILING OF THE REPORTED APPLICATION UNDER PROVISIONS OF TITLE 18, U.S.C. SECTION 2516.

² TYPE: P=PHONE WIRE; M=MICROPHONE-EAVESDROP; E=ELECTRONIC; NR=NOT REPORTED; O=OTHER

³ PLACE: S=SINGLE FAMILY DWELLING; A=APARTMENT; M=MULTIPLE DWELLING; B=BUSINESS; R=ROVING; O=OTHER

⁴ NI IN THIS COLUMN INDICATES NEVER INSTALLED

⁵ MOTIONS: G=GRANTED; D=DENIED; P=PENDING

* THIS WIRETAP WAS TERMINATED DURING 1989, BUT WAS NOT REPORTED AT THAT TIME BECAUSE IT WAS PART OF AN ONGOING INVESTIGATION.

** THIS WIRETAP WAS TERMINATED DURING 1990, BUT WAS NOT REPORTED AT THAT TIME BECAUSE IT WAS PART OF AN ONGOING INVESTIGATION.

REPORT BY PROSECUTORS OF COURT AUTHORIZED INTERCEPTS OF WIRE, ORAL, OR ELECTRONIC COMMUNICATIONS PURSUANT TO TITLE 18 USC SEC 2519

A.O. NO.	NUMBER OF DAYS IN OPERATION ⁴	AVERAGE INTERCEPTS PER DAY	NUMBER OF			COSTS		NUMBER OF				PERSONS CONVICTED	
			PERSONS INTERCEPTED	INTERCEPTS	INCRIMINATING INTERCEPTS	TOTAL COST \$	OTHER THAN MANPOWER \$	ARREST	TRIALS	MOTIONS TO SUPPRESS INTERCEPTS ⁵			
										G	D		P
CALIFORNIA EASTERN (CONT.)													
16	6	22	42	134	40	44,409	949	4	-	-	-	-	-
CALIFORNIA CENTRAL													
**17	30	10	40	300	35	99,954	5,000	7	-	-	-	-	6
18	117	102	71	11,949	797	111,774	12,000	6	-	-	-	-	-
19	64	11	10	734	60	218,290	25,000	-	-	-	-	-	-
CALIFORNIA SOUTHERN													
20	30	42	53	1,272	259	19,471	366	-	-	-	-	-	-
COLORADO													
21	60	4	1	246	220	14,285	189	-	-	-	-	-	-
22	50	49	35	2,463	444	105,918	3,886	12	-	-	-	12	-
23	16	2	1	35	35	RELATED TO NO. 22							-
24	16	12	1	187	187	RELATED TO NO. 22							-
25	7	14	6	96	40	RELATED TO NO. 22							-
26	21	95	15	2,014	195	29,968	1,550	-	-	-	-	-	-
27	60	3	1	179	179	14,197	100	-	-	-	-	-	-
28	36	39	42	1,421	236	75,623	10,035	4	-	-	-	-	-
29	30	6	39	166	166	14,868	400	-	-	-	-	-	-
30	30	305	175	9,160	3,200	109,421	4,200	-	-	-	-	-	-
31	10	204	15	2,038	893	20,878	1,000	-	-	-	-	-	-

- | | | |
|--------------------------|-----------------|-----------------|
| 6 AUTOMOBILE | 11 HOTEL ROOM | 16 PEN REGISTER |
| 7 BAR | 12 JAIL | 17 PAY PHONE |
| 8 CARGO | 13 MOBILE HOME | 18 SOCIAL CLUB |
| 9 CELLULAR PHONE | 14 MOBILE PHONE | 19 STORAGE |
| 10 DIGITAL DISPLAY PAGER | 15 MOTEL ROOM | 20 TELEFAX |

TABLE A-1
UNITED STATES DISTRICT COURTS

REPORT BY JUDGES OF COURT AUTHORIZED INTERCEPTS OF WIRE, ORAL, OR
ELECTRONIC COMMUNICATIONS PURSUANT TO TITLE 18 USC SEC 2519

A.O. NO.	AUTHORIZING OFFICIAL		OFFENSE SPECIFIED	INTERCEPT		DATE OF APPLICATION AND (AMENDMENT)	AUTHORIZED LENGTH		
	JUDGE	ATTORNEY GENERAL ¹		TYPE ²	PLACE ³		ORIGINAL ORDER (DAYS)	NUMBER OF EXTEN- SIONS	TOTAL LENGTH DAYS
CONNECTICUT									
32	DALY	KEENEY	MURDER	P	S	12/27/90	30	-	30
DISTRICT OF COLUMBIA									
**33	HARRIS	MALONEY	BRIBERY	M	B	09/14/90	30	-	30
**34	PENN	RICHARD	NARCOTICS	P	SAB	11/21/90	30	-	30
35	KAUFMAN	RICHARD	NARCOTICS	P	S	05/30/91	30	-	30
FLORIDA MIDDLE									
*36	HODGES	NOBLE	NARCOTICS	M	B	08/17/89	30	-	30
37	MOORE	KEENEY	NARCOTICS	P	SB	01/03/91	30	-	30
38	HODGES	MALONEY	FRAUD	P	S	01/10/91	30	-	30
39	CASTAGNA	BUCKNAM	NARCOTICS	P	O9	04/10/91	30	-	30
40	HODGES	RICHARD	NARCOTICS	P	S	06/14/91	30	1	60
41	HODGES	RICHARD	NARCOTICS	M	S	07/27/91	30	-	30
42	CASTAGNA	RICHARD	NARCOTICS	P	O12	09/20/91	30	1	60
43	KOVACHEVICH	BUCKNAM	NARCOTICS	P	S	10/21/91	30	-	30
FLORIDA SOUTHERN									
**44	RYSKAMP	KEENEY	NARCOTICS	P	O11,16	04/17/90	30	-	30
**45	KING	KEENEY	RACKETEERING	P	S	07/03/90	30	1	60
**46	DAVIS	RICHARD	NARCOTICS	PE	BO9	09/04/90	30	-	30
47	KING	KEENEY	RACKETEERING	P	S	12/07/90	30	-	30

¹ THE ATTORNEY GENERAL OR DESIGNEE AUTHORIZED THE FILING OF THE REPORTED APPLICATION UNDER PROVISIONS OF TITLE 18, U.S.C. SECTION 2516.

² TYPE: P=PHONE WIRE; M=MICROPHONE-EAVESDROP; E=ELECTRONIC; NR=NOT REPORTED; O=OTHER

³ PLACE: S=SINGLE FAMILY DWELLING; A=APARTMENT; M=MULTIPLE DWELLING; B=BUSINESS; R=ROVING; O=OTHER

⁴ NI IN THIS COLUMN INDICATES NEVER INSTALLED

⁵ MOTIONS: G=GRANTED; D=DENIED; P=PENDING

* THIS WIRETAP WAS TERMINATED DURING 1989, BUT WAS NOT REPORTED AT THAT TIME BECAUSE IT WAS PART OF AN ONGOING INVESTIGATION.

** THIS WIRETAP WAS TERMINATED DURING 1990, BUT WAS NOT REPORTED AT THAT TIME BECAUSE IT WAS PART OF AN ONGOING INVESTIGATION.

REPORT BY PROSECUTORS OF COURT AUTHORIZED INTERCEPTS OF WIRE, ORAL, OR
ELECTRONIC COMMUNICATIONS PURSUANT TO TITLE 18 USC SEC 2519

A.O. NO.	NUMBER OF DAYS IN OPER- ATION ⁴	AVERAGE INTER- CEPTS PER DAY	NUMBER OF			COSTS		NUMBER OF					PER- SONS CON- VICTED
			PERSONS INTER- CEPTED	INTER- CEPTS	INCRIM- INATING INTER- CEPTS	TOTAL COST \$	OTHER THAN MANPOWER \$	AR- REST	TRIALS	MOTIONS TO SUPPRESS INTER- CEPTS ⁵			
										G	D	P	
CONNECTICUT													
32	10	12	27	123	25	6,834	190	3	3	-	6	-	3
DISTRICT OF COLUMBIA													
**33	13	5	5	71	8	8,866	1,750	-	-	-	-	-	-
**34	28	177	74	4,965	269	39,743	1,705	-	-	-	-	-	-
35	21	33	188	696	1	33,002	210	-	-	-	-	-	-
FLORIDA MIDDLE													
*36	30	71	15	2,134	167	77,800	25,000	2	-	-	-	-	2
37	29	100	98	2,912	39	61,612	87	-	-	-	-	-	-
38	9	1	5	5	1	77,877	10,345	3	-	-	-	-	-
39	23	-	-	-	-	20,449	4,580	-	-	-	-	-	-
40	54	87	164	4,718	673	97,150	1,497	12	-	-	-	1	-
41	6	10	13	60	60	RELATED TO NO. 40		-	-	-	-	1	-
42	38	53	33	2,034	178	11,400	-	-	-	-	-	-	-
43	11	29	14	318	50	6,155	225	-	-	-	-	-	-
FLORIDA SOUTHERN													
**44	4	34	10	136	10	6,302	300	-	-	-	-	-	-
**45	43	68	73	2,906	17	145,811	8,000	-	-	-	-	-	-
**46	30	19	26	564	211	27,067	659	-	-	-	-	-	-
47	30	35	38	1,060	38	39,932	2,000	-	-	-	-	-	-

- 6 AUTOMOBILE
- 7 BAR
- 8 CARGO
- 9 CELLULAR PHONE
- 10 DIGITAL DISPLAY PAGER

- 11 HOTEL ROOM
- 12 JAIL
- 13 MOBILE HOME
- 14 MOBILE PHONE
- 15 MOTEL ROOM

- 16 PEN REGISTER
- 17 PAY PHONE
- 18 SOCIAL CLUB
- 19 STORAGE
- 20 TELEFAX

TABLE A-1
UNITED STATES DISTRICT COURTS

REPORT BY JUDGES OF COURT AUTHORIZED INTERCEPTS OF WIRE, ORAL, OR
ELECTRONIC COMMUNICATIONS PURSUANT TO TITLE 18 USC SEC 2519

A.O. NO.	AUTHORIZING OFFICIAL		OFFENSE SPECIFIED	INTERCEPT		DATE OF APPLICATION AND (AMENDMENT)	AUTHORIZED LENGTH		
	JUDGE	ATTORNEY GENERAL ¹		TYPE ²	PLACE ³		ORIGINAL ORDER (DAYS)	NUMBER OF EXTEN- SIONS	TOTAL LENGTH DAYS
FLORIDA SOUTHERN (CONT.)									
48	KING	KEENEY	RACKETEERING	P	S	12/08/90	30	-	30
49	KING	KEENEY	CORRUPTION	P	S	12/14/90	30	4	150
50	KOEVELER	KEENEY	ARSON	PME	S	01/18/91	30	-	30
51	KING	KEENEY	CORRUPTION	PM	BR	02/08/91	30	1	60
52	KEHOE	KEENEY	MURDER	M	O12	02/20/91	30	-	30
53	MARCUS	WHITE	FRAUD	P	S	06/19/91	30	-	30
54	KLOCH	RICHARD	RACKETEERING	P	A	07/12/91	30	-	30
55	DAVIS	GELBER	CORRUPTION	E	O10	08/21/91	30	-	30
56	ZLOCH	MALONEY	CORRUPTION	P	S	09/14/91	30	-	30
57	MORENO	KEENEY	\$LAUNDERING	P	O9	10/25/91	30	1	60
58	ZLOCH	KEENEY	NARCOTICS	M	B	11/04/91	30	-	30
59	MORENO	RICHARD	\$LAUNDERING	P	A	11/08/91	30	-	30
GEORGIA NORTHERN									
**60	FREEMAN	KEENEY	MURDER	M	O12	07/24/90	30	3	101
GEORGIA SOUTHERN									
61	BOWEN	KEENEY	GAMBLING	PM	SB	12/21/90	30	-	3
62	BOWEN	KEENEY	GAMBLING	P	SB	01/18/91	30	-	3
63	EDENFIELD	MALONEY	NARCOTICS	P	SBO17	04/01/91	30	1	6

¹ THE ATTORNEY GENERAL OR DESIGNEE AUTHORIZED THE FILING OF THE REPORTED APPLICATION UNDER PROVISIONS OF TITLE 18, U.S.C. SECTION 2516.

² TYPE: P=PHONE WIRE; M=MICROPHONE-EAVESDROP; E=ELECTRONIC; NR=NOT REPORTED; O=OTHER

³ PLACE: S=SINGLE FAMILY DWELLING; A=APARTMENT; M=MULTIPLE DWELLING; B=BUSINESS; R=ROVING; O=OTHER

⁴ NI IN THIS COLUMN INDICATES NEVER INSTALLED

⁵ MOTIONS: G=GRANTED; D=DENIED; P=PENDING

* THIS WIRETAP WAS TERMINATED DURING 1989, BUT WAS NOT REPORTED AT THAT TIME BECAUSE IT WAS PART OF AN ONGOING INVESTIGATION.

** THIS WIRETAP WAS TERMINATED DURING 1990, BUT WAS NOT REPORTED AT THAT TIME BECAUSE IT WAS PART OF AN ONGOING INVESTIGATION.

REPORT BY PROSECUTORS OF COURT AUTHORIZED INTERCEPTS OF WIRE, ORAL, OR ELECTRONIC COMMUNICATIONS PURSUANT TO TITLE 18 USC SEC 2519

A.O. NO.	NUMBER OF DAYS IN OPERATION ⁴	AVERAGE INTERCEPTS PER DAY	NUMBER OF			COSTS		NUMBER OF					
			PERSONS INTERCEPTED	INTERCEPTS	INCRIMINATING INTERCEPTS	TOTAL COST \$	OTHER THAN MANPOWER \$	ARREST	TRIALS	MOTIONS TO SUPPRESS INTERCEPTS ⁵			PERSONS CONVICTED
										G	D	P	
FLORIDA SOUTHERN (CONT.)													
48	29	29	8	846	-	30,745	2,000	-	-	-	-	-	
49	142	55	69	7,776	56	91,530	5,000	-	-	-	-	-	
50	13	15	10	193	-	20,628	1,600	-	-	-	-	-	
51	59	6	5	340	13	17,314	4,000	-	-	-	-	-	
52	30	30	8	893	38	48,661	3,400	-	-	-	-	-	
53	30	17	15	531	62	57,174	10,668	5	-	-	-	5	
54	INSTALLED BUT NOT USED						1,753	10	-	-	-	-	
55	24	2	12	43	-	3,240	-	-	-	-	-	-	
56	20	6	20	127	1	20,365	6,000	-	-	-	-	-	
57	32	13	9	415	175	75,963	5,000	7	-	-	-	7	
58	29	44	11	1,265	2	47,872	-	-	-	-	-	-	
59	12	24	40	289	59	55,500	1,500	7	-	-	-	7	
GEORGIA NORTHERN													
**60	96	24	1	2,330	100	201,835	12,000	-	-	-	-	-	
GEORGIA SOUTHERN													
61	7	368	24	2,576	876	32,196	7,598	-	-	-	-	11	
62	7	363	64	2,538	624	41,285	7,598	-	-	-	-	-	
63	56	79	281	4,413	628	172,507	12,094	-	-	-	-	-	

- | | | |
|--------------------------|-----------------|-----------------|
| 6 AUTOMOBILE | 11 HOTEL ROOM | 16 PEN REGISTER |
| 7 BAR | 12 JAIL | 17 PAY PHONE |
| 8 CARGO | 13 MOBILE HOME | 18 SOCIAL CLUB |
| 9 CELLULAR PHONE | 14 MOBILE PHONE | 19 STORAGE |
| 10 DIGITAL DISPLAY PAGER | 15 MOTEL ROOM | 20 TELEFAX |

TABLE A-1
UNITED STATES DISTRICT COURTS

REPORT BY JUDGES OF COURT AUTHORIZED INTERCEPTS OF WIRE, ORAL, OR
ELECTRONIC COMMUNICATIONS PURSUANT TO TITLE 18 USC SEC 2519

A.O. NO.	AUTHORIZING OFFICIAL		OFFENSE SPECIFIED	INTERCEPT		DATE OF APPLICATION AND (AMENDMENT)	AUTHORIZED LENGTH		
	JUDGE	ATTORNEY GENERAL1		TYPE2	PLACE3		ORIGINAL ORDER (DAYS)	NUMBER OF EXTEN- SIONS	TOTAL LENGTH DAYS
HAWAII									
64	PENCE	MALONEY	NARCOTICS	P	S	07/16/90	30	3	120
65	PENCE	RICHARD	NARCOTICS	P	A	01/25/91	30	-	30
66	KING	BUCKNAM	NARCOTICS	P	B	05/14/91	30	-	30
67	KING	MALONEY	NARCOTICS	PM	B	07/23/91	30	1	60
68	PENCE	RICHARD	NARCOTICS	P	A	10/21/91	30	-	30
IDAHO									
69	RYAN	RICHARD	CORRUPTION	P	SB	05/31/91	30	-	30
ILLINOIS NORTHERN									
*70	GRADY	KEENEY	NARCOTICS	P	A	02/14/89	30	-	30
*71	GRADY	KEENEY	NARCOTICS	P	A	02/24/89	30	-	30
**72	GRADY	RICHARD	NARCOTICS	E	O10	02/26/90	30	-	30
73	MORAN	RICHARD	GAMBLING	P	S	01/18/91	30	1	60
74	MORAN	RICHARD	GAMBLING	P	SO9	03/26/91	30	-	30
75	MORAN	BUCKNAM	NARCOTICS	P	SB	10/18/91	30	-	30
76	HOLDERMAN	BUCKNAM	\$LAUNDERING	P	O9	11/21/91	30	-	30
INDIANA NORTHERN									
77	MOODY	KEENEY	NARCOTICS	P	SO9	11/16/90	30	1	60
78	MILLER	RICHARD	GAMBLING	P	AO14	03/15/91	30	1	60
79	MILLER	BUCKNAM	GAMBLING	P	S	04/16/91	30	-	30

1 THE ATTORNEY GENERAL OR DESIGNEE AUTHORIZED THE FILING OF THE REPORTED APPLICATION UNDER PROVISIONS OF TITLE 18, U.S.C. SECTION 2516.

2 TYPE: P=PHONE WIRE; M=MICROPHONE-EAVESDROP; E=ELECTRONIC; NR=NOT REPORTED; O=OTHER

3 PLACE: S=SINGLE FAMILY DWELLING; A=APARTMENT; M=MULTIPLE DWELLING; B=BUSINESS; R=ROVING; O=OTHER

4 NI IN THIS COLUMN INDICATES NEVER INSTALLED

5 MOTIONS: G=GRANTED; D=DENIED; P=PENDING

* THIS WIRETAP WAS TERMINATED DURING 1989, BUT WAS NOT REPORTED AT THAT TIME BECAUSE IT WAS PART OF AN ONGOING INVESTIGATION.

** THIS WIRETAP WAS TERMINATED DURING 1990, BUT WAS NOT REPORTED AT THAT TIME BECAUSE IT WAS PART OF AN ONGOING INVESTIGATION.

REPORT BY PROSECUTORS OF COURT AUTHORIZED INTERCEPTS OF WIRE, ORAL, OR
ELECTRONIC COMMUNICATIONS PURSUANT TO TITLE 18 USC SEC 2519

A.O. NO.	NUMBER OF DAYS IN OPERATION ⁴	AVERAGE INTER-CEPTS PER DAY	NUMBER OF			COSTS		NUMBER OF					PERSONS CONVICTED
			PERSONS INTER-CEPTED	INTER-CEPTS	INCRIMINATING INTER-CEPTS	TOTAL COST \$	OTHER THAN MANPOWER \$	AR-REST	TRIALS	MOTIONS TO SUPPRESS INTER-CEPTS ⁵			
										G	D	P	
HAWAII													
64	118	58	154	6,802	750	239,882	2,570	7	-	-	-	-	-
65	23	16	9	365	61	23,274	1,633	-	-	-	-	-	-
66	30	95	108	2,848	260	88,053	3,700	-	-	-	-	-	-
67	59	61	136	3,602	631	103,628	7,200	-	-	-	-	-	-
68	26	49	155	1,276	202	50,954	1,600	4	-	-	-	4	-
IDAHO													
69	30	72	750	2,145	182	184,501	39,500	-	-	-	-	-	-
ILLINOIS NORTHERN													
*70	30	40	60	1,200	35	87,000	3,000	12	3	-	5	-	12
*71	30	60	20	1,800	15	RELATED TO NO. 70		-	-	-	-	-	-
**72	12	10	66	116	66	2,738	36	7	1	-	-	-	7
73	53	52	50	2,761	515	54,524	500	-	-	-	-	-	-
74	14	15	18	204	36	19,679	300	-	-	-	-	-	-
75	30	175	40	5,269	137	71,630	5,700	-	-	-	-	-	-
76	10	20	57	196	43	12,828	400	-	-	-	-	-	-
INDIANA NORTHERN													
77	60	116	403	6,958	374	36,321	2,170	-	-	-	-	-	-
78	52	57	186	2,990	2,340	42,987	3,415	4	-	-	-	-	-
79	15	7	22	99	83	18,257	1,021	-	-	-	-	-	-

6 AUTOMOBILE
7 BAR
8 CARGO
9 CELLULAR PHONE
10 DIGITAL DISPLAY PAGER

11 HOTEL ROOM
12 JAIL
13 MOBILE HOME
14 MOBILE PHONE
15 MOTEL ROOM

16 PEN REGISTER
17 PAY PHONE
18 SOCIAL CLUB
19 STORAGE
20 TELEFAX

TABLE A-1
UNITED STATES DISTRICT COURTS

REPORT BY JUDGES OF COURT AUTHORIZED INTERCEPTS OF WIRE, ORAL, OR
ELECTRONIC COMMUNICATIONS PURSUANT TO TITLE 18 USC SEC 2519

A.O. NO.	AUTHORIZING OFFICIAL		OFFENSE SPECIFIED	INTERCEPT			AUTHORIZED LENGTH		
	JUDGE	ATTORNEY GENERAL ¹		TYPE ²	PLACE ³	DATE OF APPLICATION AND (AMENDMENT)	ORIGINAL ORDER (DAYS)	NUMBER OF EXTEN- SIONS	TOTAL LENGTH DAYS
INDIANA NORTHERN (CONT.)									
80	LEE	RICHARD	NARCOTICS	P	S	06/17/91	30	-	30
81	LEE	MALONEY	NARCOTICS	P	SO9	08/05/91	30	-	30
IOWA									
82	VIETOR	BUCKNAM	NARCOTICS	P	S	03/22/91	30	1	60
83	VIETOR	BUCKNAM	NARCOTICS	P	S	09/20/91	30	1	60
KANSAS									
84	O'CONNOR	MALONEY	FRAUD	M	B	06/05/91	30	6	210
85	O'CONNOR	BUCKNAM	FRAUD	P	B	09/27/91	30	1	60
86	O'CONNOR	THOMPSON	NARCOTICS	E	O10	11/08/91	30	-	30
87	O'CONNOR	THOMPSON	NARCOTICS	E	O10	11/08/91	30	-	30
LOUISIANA EASTERN									
88	CARR	KEENEY	CORRUPTION	P	S	11/26/90	30	1	60
89	SEAR	KEENEY	NARCOTICS	P	S	04/18/91	30	-	30
90	FELDMAN	RICHARD	NARCOTICS	P	S	05/10/91	30	2	90
91	CARR	BUCKNAM	NARCOTICS	P	A	06/25/91	30	-	30
92	SCHWARTZ	MALONEY	NARCOTICS	P	S	07/01/91	30	1	60
93	SCHWARTZ	KEENEY	NARCOTICS	P	O9	07/26/91	30	1	60

¹ THE ATTORNEY GENERAL OR DESIGNEE AUTHORIZED THE FILING OF THE REPORTED APPLICATION UNDER PROVISIONS OF TITLE 18, U.S.C. SECTION 2516.

² TYPE: P=PHONE WIRE; M=MICROPHONE-EAVESDROP; E=ELECTRONIC; NR=NOT REPORTED; O=OTHER

³ PLACE: S=SINGLE FAMILY DWELLING; A=APARTMENT; M=MULTIPLE DWELLING; B=BUSINESS; R=ROVING; O=OTHER

⁴ NI IN THIS COLUMN INDICATES NEVER INSTALLED

⁵ MOTIONS: G=GRANTED; D=DENIED; P=PENDING

* THIS WIRETAP WAS TERMINATED DURING 1989, BUT WAS NOT REPORTED AT THAT TIME BECAUSE IT WAS PART OF AN ONGOING INVESTIGATION.

** THIS WIRETAP WAS TERMINATED DURING 1990, BUT WAS NOT REPORTED AT THAT TIME BECAUSE IT WAS PART OF AN ONGOING INVESTIGATION.

REPORT BY PROSECUTORS OF COURT AUTHORIZED INTERCEPTS OF WIRE, ORAL, OR
ELECTRONIC COMMUNICATIONS PURSUANT TO TITLE 18 USC SEC 2519

A.O. NO.	NUMBER OF DAYS IN OPERATION ⁴	AVERAGE INTERCEPTS PER DAY	NUMBER OF			COSTS		NUMBER OF					
			PERSONS INTERCEPTED	INTERCEPTS	INCRIMINATING INTERCEPTS	TOTAL COST \$	OTHER THAN MANPOWER \$	ARREST	TRIALS	MOTIONS TO SUPPRESS INTERCEPTS ⁵			PERSONS CONVICTED
										G	D	P	
INDIANA NORTHERN (CONT.)													
80	30	42	157	1,265	215	44,181	1,380	-	-	-	-	-	-
81	30	150	312	4,497	486	44,742	2,230	-	-	-	-	-	-
IOWA													
82	57	33	62	1,888	488	49,057	5,000	6	-	-	-	-	2
83	58	47	73	2,707	571	51,764	800	-	-	-	-	-	-
KANSAS													
84	100	86	42	8,552	315	94,104	8,652	-	-	-	-	-	-
85	50	156	700	7,806	31	92,619	24,350	-	-	-	-	-	-
86	30	18	104	554	-	13,208	50	-	-	-	-	-	-
87	30	13	84	389	-	13,208	50	-	-	-	-	-	-
LOUISIANA EASTERN													
88	60	58	118	3,500	156	15,809	280	-	-	-	-	-	-
89	30	43	15	1,278	41	26,380	340	-	-	-	-	-	-
90	90	426	109	38,328	706	182,232	2,800	19	-	-	-	19	-
91	30	31	41	939	27	29,671	2,743	19	-	-	-	-	-
92	32	43	638	1,380	48	62,233	-	-	-	-	-	-	-
93	56	15	533	837	54	110,796	2,261	-	-	-	-	-	-

- | | | |
|--------------------------|-----------------|-----------------|
| 6 AUTOMOBILE | 11 HOTEL ROOM | 16 PEN REGISTER |
| 7 BAR | 12 JAIL | 17 PAY PHONE |
| 8 CARGO | 13 MOBILE HOME | 18 SOCIAL CLUB |
| 9 CELLULAR PHONE | 14 MOBILE PHONE | 19 STORAGE |
| 10 DIGITAL DISPLAY PAGER | 15 MOTEL ROOM | 20 TELEFAX |

TABLE A-1
UNITED STATES DISTRICT COURTS

REPORT BY JUDGES OF COURT AUTHORIZED INTERCEPTS OF WIRE, ORAL, OR
ELECTRONIC COMMUNICATIONS PURSUANT TO TITLE 18 USC SEC 2519

A.O. NO.	AUTHORIZING OFFICIAL		OFFENSE SPECIFIED	INTERCEPT		DATE OF APPLICATION AND (AMENDMENT)	AUTHORIZED LENGTH		
	JUDGE	ATTORNEY GENERAL ¹		TYPE ²	PLACE ³		ORIGINAL ORDER (DAYS)	NUMBER OF EXTEN- SIONS	TOTAL LENGTH DAYS
MARYLAND									
**94	HARVEY	RICHARD	NARCOTICS	P	O6	08/02/90	30	-	30
**95	HARVEY	KEENEY	NARCOTICS	M	O6	08/02/90	30	-	30
**96	HARVEY	MALONEY	NARCOTICS	M	O6	08/02/90	30	-	30
**97	MURRAY	MALONEY	NARCOTICS	P	SR	09/10/90	30	2	90
**98	MURRAY	MALONEY	NARCOTICS	E	R	09/10/90	30	2	90
99	SMALKIN	KEENEY	NARCOTICS	P	S	01/28/91	30	1	60
100	SMALKIN	MALONEY	NARCOTICS	P	S	02/25/91	30	-	30
101	SMALKIN	BUCKNAM	NARCOTICS	P	S	04/02/91	30	-	30
102	MOTZ	MALONEY	NARCOTICS	P	SA	05/28/91	30	-	30
MASSACHUSETTS									
103	ZOBEL	KEENEY	ROBBERY	E	O10	10/04/90	30	2	90
104	WOODLOCK	MAHONEY	NARCOTICS	PM	O15	11/30/90	30	1	60
105	HARRINGTON	BUCKMAN	RACKETEERING	M	B	03/18/91	30	3	120
106	HARRINGTON	BUCKMAN	RACKETEERING	M	B	05/20/91	30	1	60
107	NELSON	CHIEL	NARCOTICS	E	O10	08/09/91	30	-	30
108	NELSON	BUCKNAM	NARCOTICS	M	B	08/26/91	30	-	30
109	KEETON	VIEN	NARCOTICS	E	O10	09/16/91	30	2	90
110	YOUNG	VIEN	NARCOTICS	E	O10	11/25/91	30	-	30
111	YOUNG	MUELLER	RACKETEERING	M	R	12/10/91	5	-	5

¹ THE ATTORNEY GENERAL OR DESIGNEE AUTHORIZED THE FILING OF THE REPORTED APPLICATION UNDER PROVISIONS OF TITLE 18, U.S.C. SECTION 2516.

² TYPE: P=PHONE WIRE; M=MICROPHONE-EAVESDROP; E=ELECTRONIC; NR=NOT REPORTED; O=OTHER

³ PLACE: S=SINGLE FAMILY DWELLING; A=APARTMENT; M=MULTIPLE DWELLING; B=BUSINESS; R=ROVING; O=OTHER

⁴ NI IN THIS COLUMN INDICATES NEVER INSTALLED

⁵ MOTIONS: G=GRANTED; D=DENIED; P=PENDING

* THIS WIRETAP WAS TERMINATED DURING 1989, BUT WAS NOT REPORTED AT THAT TIME BECAUSE IT WAS PART OF AN ONGOING INVESTIGATION.

** THIS WIRETAP WAS TERMINATED DURING 1990, BUT WAS NOT REPORTED AT THAT TIME BECAUSE IT WAS PART OF AN ONGOING INVESTIGATION.

REPORT BY PROSECUTORS OF COURT AUTHORIZED INTERCEPTS OF WIRE, ORAL, OR
ELECTRONIC COMMUNICATIONS PURSUANT TO TITLE 18 USC SEC 2519

A.O. NO.	NUMBER OF DAYS IN OPER- ATION ⁴	AVERAGE INTER- CEPTS PER DAY	NUMBER OF			COSTS		NUMBER OF				PER- SONS CON- VICTED	
			PERSONS INTER- CEPTED	INTER- CEPTS	INCRIM- INATING INTER- CEPTS	TOTAL COST \$	OTHER THAN MANPOWER \$	AR- REST	TRIALS	MOTIONS TO SUPPRESS INTER- CEPTS ⁵			
										G	D		P
MARYLAND													
**94	12	3	14	32	8	6,427	590	-	-	-	-	-	
**95	8	1	4	8	4	8,615	90	-	-	-	-	-	
**96	NI												
**97	86	114	170	9,800	750	RELATED TO NO. 98							
**98	86	87	120	7,500	5,840	99,400	14,200	28	-	-	-	-	
99	60	72	40	4,328	311	8,480	1,000	-	-	-	-	-	
100	6	39	6	237	6	RELATED TO NO. 99							
101	23	118	84	2,722	122	24,660	1,000	13	1	2		13	
102	30	47	68	1,398	1,197	15,483	5,921	23	-	-	-	-	
MASSACHUSETTS													
103	90	10	144	932	144	20,897	-	6	-	-	-	-	
104	INSTALLED BUT NOT USED						2,964	2,500	-	-	-	-	-
105	101	6	15	600	200	159,215	21,909	-	-	-	-	-	
106	16	2	16	32	20	RELATED TO NO. 105							
107	29	10	182	286	-	7,617	-	-	-	-	-	-	
108	4	31	7	126	100	8,667	1,825	-	-	-	-	-	
109	01	4	5	309	309	523	-	RELATED TO NO. 110					
110	11	9	5	95	95	237	-	6	-	-	-	-	
111	1	1	4	1	1	17,336	98	-	-	-	-	-	

- | | | |
|--------------------------|-----------------|-----------------|
| 6 AUTOMOBILE | 11 HOTEL ROOM | 16 PEN REGISTER |
| 7 BAR | 12 JAIL | 17 PAY PHONE |
| 8 CARGO | 13 MOBILE HOME | 18 SOCIAL CLUB |
| 9 CELLULAR PHONE | 14 MOBILE PHONE | 19 STORAGE |
| 10 DIGITAL DISPLAY PAGER | 15 MOTEL ROOM | 20 TELEFAX |

TABLE A-1
UNITED STATES DISTRICT COURTS

REPORT BY JUDGES OF COURT AUTHORIZED INTERCEPTS OF WIRE, ORAL, OR
ELECTRONIC COMMUNICATIONS PURSUANT TO TITLE 18 USC SEC 2519

A.O. NO.	AUTHORIZING OFFICIAL		OFFENSE SPECIFIED	INTERCEPT		DATE OF APPLICATION AND (AMENDMENT)	AUTHORIZED LENGTH		
	JUDGE	ATTORNEY GENERAL ¹		TYPE ²	PLACE ³		ORIGINAL ORDER (DAYS)	NUMBER OF EXTEN- SIONS	TOTAL LENGTH DAYS
MICHIGAN EASTERN									
**112	ROSEN	RICHARD	\$LAUNDERING	P	S	09/28/90	30	1	60
**113	ZATKOFF	KEENEY	NARCOTICS	P	BO14	10/12/90	30	1	60
**114	ZATKOFF	MALONEY	NARCOTICS	P	S	10/31/90	30	1	60
**115	ROSEN	MALONEY	NARCOTICS	P	A	11/02/90	30	-	30
**116	WOODS	KEENEY	\$LAUNDERING	E	O10	11/14/90	30	-	30
**117	CLELAND	RICHARD	NARCOTICS	P	S	11/23/90	30	-	30
118	ROSEN	KEENEY	NARCOTICS	P	S	12/04/90	30	-	30
**119	ROSEN	KEENEY	NARCOTICS	M	S	12/20/90	30	-	30
120	GADOLA	KEENEY	NARCOTICS	P	S	02/21/91	30	2	90
121	COHN	CORBETT	NARCOTICS	E	O10	03/11/91	30	1	60
122	GADOLA	MALONEY	NARCOTICS	M	O6	03/15/91	30	-	30
123	ROSEN	BUCKNAM	NARCOTICS	P	SO6	04/04/91	30	-	30
124	WOODS	KEENEY	MURDER	P	S	04/11/91	30	-	30
125	GADOLA	BUCKNAM	NARCOTICS	P	S	05/13/91	30	-	30
126	DUGGAN	KEENEY	NARCOTICS	P	S	06/21/91	30	-	30
127	GILMORE	KEENEY	NARCOTICS	P	S	06/21/91	30	1	60
128	ROSEN	CARES	NARCOTICS	E	O10	07/26/91	30	3	120
129	COHN	KEENEY	GAMBLING	P	S	11/08/91	30	-	30
130	ROSEN	CARES	NARCOTICS	E	O10	11/14/91	30	-	30

¹ THE ATTORNEY GENERAL OR DESIGNEE AUTHORIZED THE FILING OF THE REPORTED APPLICATION UNDER PROVISIONS OF TITLE 18, U.S.C. SECTION 2516.

² TYPE: P=PHONE WIRE; M=MICROPHONE-EAVESDROP; E=ELECTRONIC; NR=NOT REPORTED; O=OTHER

³ PLACE: S=SINGLE FAMILY DWELLING; A=APARTMENT; M=MULTIPLE DWELLING; B=BUSINESS; R=ROVING; O=OTHER

⁴ NI IN THIS COLUMN INDICATES NEVER INSTALLED

⁵ MOTIONS: G=GRANTED; D=DENIED; P=PENDING

* THIS WIRETAP WAS TERMINATED DURING 1989, BUT WAS NOT REPORTED AT THAT TIME BECAUSE IT WAS PART OF AN ONGOING INVESTIGATION.

** THIS WIRETAP WAS TERMINATED DURING 1990, BUT WAS NOT REPORTED AT THAT TIME BECAUSE IT WAS PART OF AN ONGOING INVESTIGATION.

REPORT BY PROSECUTORS OF COURT AUTHORIZED INTERCEPTS OF WIRE, ORAL, OR
ELECTRONIC COMMUNICATIONS PURSUANT TO TITLE 18 USC SEC 2519

A.O. NC.	NUMBER OF DAYS IN OPER- ATION ⁴	AVERAGE INTER- CEPTS PER DAY	NUMBER OF			COSTS		NUMBER OF			PER- SONS CON- VICTED		
			PERSONS INTER- CEPTED	INTER- CEPTS	INCRIM- INATING INTER- CEPTS	TOTAL COST \$	OTHER THAN MANPOWER \$	AR- REST	TRIALS	MOTIONS TO SUPPRESS INTER- CEPTS ⁵			
										G		D	P
MICHIGAN EASTERN													
**112	60	31	80	1,882	38	46,381	788	-	-	-	-	-	
**113	60	64	95	3,814	580	98,299	1,650	21	-	-	2	-	
**114	41	53	55	2172	161	RELATED TO NO. 113		-	-	-	-	-	
**115	30	62	593	1,858	165	50,846	3,650	-	-	-	-	-	
**116	25	1	6	6	0	20,849	25	-	-	-	-	-	
**117	26	29	65	764	113	31,383	2,020	4	3	-	-	39	
118	30	58	714	1,758	73	44,049	-	-	-	-	-	-	
**119	3	76	35	229	-	-	-	-	-	-	-	-	
120	71	113	156	8,002	468	138,919	5,500	12	-	-	-	-	
121	60	7	246	420	25	45,598	50	1	-	-	-	-	
122	21	1	4	8	3	RELATED TO NO. 120		-	-	-	-	-	
123	28	142	100	3,976	640	67,709	19,500	7	-	-	-	-	
124	16	47	33	748	6	13,003	772	-	-	-	-	-	
125	10	23	10	230	18	RELATED TO NO. 120		-	-	-	-	-	
126	29	151	45	4,374	175	50,018	1,000	5	-	-	-	-	
127	58	201	315	11,643	1,606	56,280	1,135	-	-	-	-	-	
128	120	2	180	287	287	108,778	224	-	-	-	-	-	
129	30	127	238	3,800	2,386	33,432	3,286	-	-	-	-	-	
130	30	-	-	-	-	RELATED TO NO. 128		-	-	-	-	-	

- | | | |
|--------------------------|-----------------|-----------------|
| 6 AUTOMOBILE | 11 HOTEL ROOM | 16 PEN REGISTER |
| 7 BAR | 12 JAIL | 17 PAY PHONE |
| 8 CARGO | 13 MOBILE HOME | 18 SOCIAL CLUB |
| 9 CELLULAR PHONE | 14 MOBILE PHONE | 19 STORAGE |
| 10 DIGITAL DISPLAY PAGER | 15 MOTEL ROOM | 20 TELEFAX |

TABLE A-1
UNITED STATES DISTRICT COURTS

REPORT BY JUDGES OF COURT AUTHORIZED INTERCEPTS OF WIRE, ORAL, OR
ELECTRONIC COMMUNICATIONS PURSUANT TO TITLE 18 USC SEC 2519

A.O. NO.	AUTHORIZING OFFICIAL		OFFENSE SPECIFIED	INTERCEPT		DATE OF APPLICATION AND (AMENDMENT)	AUTHORIZED LENGTH		
	JUDGE	ATTORNEY GENERAL ¹		TYPE ²	PLACE ³		ORIGINAL ORDER (DAYS)	NUMBER OF EXTEN- SIONS	TOTAL LENGTH DAYS
MISSOURI EASTERN									
131	CAHILL	MALONEY	GAMBLING	P	SAO14	12/26/90	30	-	30
132	CAHILL	KEENEY	GAMBLING	P	S	01/11/91	30	-	30
MISSOURI WESTERN									
133	SACHS	KEENEY	NARCOTICS	P	B	01/28/91	30	2	90
134	SACHS	RICHARD	NARCOTICS	P	S	02/28/91	30	-	30
135	WHIPPLE	BUCKNAM	GAMBLING	PM	B	03/28/91	30	-	30
136	BARTLETT	BUCKNAM	NARCOTICS	PM	SB	04/18/91	30	1	60
137	BARTLETT	MALONEY	NARCOTICS	PE	O17	05/03/91	30	-	30
138	WHIPPLE	MALONEY	NARCOTICS	P	S	07/16/91	30	-	30
139	STEVENS	BRADSHAW	NARCOTICS	E	O10	07/30/91	30	2	90
140	BARTLETT	MALONEY	GAMBLING	P	S	11/22/91	30	-	30
MONTANA									
141	LOVELL	KEENEY	RACKETEERING	P	SB	10/25/91	30	-	30
NEBRASKA									
142	STROM	MALONEY	INTERSTATE TRANSPORTATION	P	SB	03/27/91	30	1	60
143	STROM	KEENEY	NARCOTICS	P	SO9	04/19/91	30	-	30
NEVADA									
144	GEORGE	MALONEY	RACKETEERING	P	B	12/24/90	30	3	120
145	GEORGE	RICHARD	RACKETEERING	P	S	02/13/91	30	3	120

¹ THE ATTORNEY GENERAL OR DESIGNEE AUTHORIZED THE FILING OF THE REPORTED APPLICATION UNDER PROVISIONS OF TITLE 18, U.S.C. SECTION 2516.

² TYPE: P=PHONE WIRE; M=MICROPHONE-EAVESDROP; E=ELECTRONIC; NR=NOT REPORTED; O=OTHER

³ PLACE: S=SINGLE FAMILY DWELLING; A=APARTMENT; M=MULTIPLE DWELLING; B=BUSINESS; R=ROVING; O=OTHER

⁴ NI IN THIS COLUMN INDICATES NEVER INSTALLED

⁵ MOTIONS: G=GRANTED; D=DENIED; P=PENDING

* THIS WIRETAP WAS TERMINATED DURING 1989, BUT WAS NOT REPORTED AT THAT TIME BECAUSE IT WAS PART OF AN ONGOING INVESTIGATION.

** THIS WIRETAP WAS TERMINATED DURING 1990, BUT WAS NOT REPORTED AT THAT TIME BECAUSE IT WAS PART OF AN ONGOING INVESTIGATION.

REPORT BY PROSECUTORS OF COURT AUTHORIZED INTERCEPTS OF WIRE, ORAL, OR
ELECTRONIC COMMUNICATIONS PURSUANT TO TITLE 18 USC SEC 2519

A.O. NO.	NUMBER OF DAYS IN OPER- ATION ⁴	AVERAGE INTER- CEPTS PER DAY	NUMBER OF			COSTS		NUMBER OF					
			PERSONS INTER- CEPTED	INTER- CEPTS	INCRIM- INATING INTER- CEPTS	TOTAL COST \$	OTHER THAN MANPOWER \$	AR- REST	TRIALS	MOTIONS TO SUPPRESS INTER- CEPTS ⁵			PER- SONS CON- VICTED
										G	D	P	
MISSOURI EASTERN													
131	25	91	70	2,269	1,683	RELATED TO NO. 132							
132	10	14	14	144	58	104,809	7,482	-	-	-	-	-	
MISSOURI WESTERN													
133	58	48	581	2,760	82	57,394	9,585	-	-	-	-	-	
134	30	141	7	4,244	391	53,000	-	3	-	-	-	-	
135	21	49	234	1,036	30	28,490	3,500	-	-	-	-	-	
136	48	89	NR	4,252	312	60,308	8,925	4	-	-	-	-	
137	30	1	4	2	1	17,989	2,880	4	-	-	-	-	
138	2	1	1	1	-	18,484	4,528	-	-	-	-	-	
139	90	8	-	734	-	38,385	250	-	-	-	-	-	
140	10	74	56	741	651	13,481	3,450	-	-	-	-	-	
MONTANA													
141	30	86	75	2,600	140	50,000	5,000	-	-	-	-	-	
NEBRASKA													
142	56	56	102	3,134	111	105,900	NA	-	-	-	-	-	
143	28	101	58	2,820	553	27,771	1,873	7	-	-	-	5	3
NEVADA													
144	112	1	9	89	11	120,287	881	-	-	-	-	-	
145	117	8	29	943	76	116,584	644	-	-	-	-	-	

6 AUTOMOBILE	11 HOTEL ROOM	16 PEN REGISTER
7 BAR	12 JAIL	17 PAY PHONE
8 CARGO	13 MOBILE HOME	18 SOCIAL CLUB
9 CELLULAR PHONE	14 MOBILE PHONE	19 STORAGE
10 DIGITAL DISPLAY PAGER	15 MOTEL ROOM	20 TELEFAX

TABLE A-1
UNITED STATES DISTRICT COURTS

REPORT BY JUDGES OF COURT AUTHORIZED INTERCEPTS OF WIRE, ORAL, OR
ELECTRONIC COMMUNICATIONS PURSUANT TO TITLE 18 USC SEC 2519

A.O. NO.	AUTHORIZING OFFICIAL		OFFENSE SPECIFIED	INTERCEPT		DATE OF APPLICATION AND (AMENDMENT)	AUTHORIZED LENGTH		
	JUDGE	ATTORNEY GENERAL ¹		TYPE ²	PLACE ³		ORIGINAL ORDER (DAYS)	NUMBER OF EXTEN- SIONS	TOTAL LENGT. DAYS
NEVADA (CONT.)									
146	PRO	BUCKNAM	RACKETEERING	P	SA	03/15/91	30	2	90
147	GEORGE	RICHARD	GAMBLING	P	A	03/25/91	30	-	30
148	GEORGE	RICHARD	GAMBLING	E	A	03/29/91	30	-	30
149	PRO	BUCKNAM	RACKETEERING	M	O6	04/08/91	30	1	60
150	PRO	KEENEY	RACKETEERING	M	B	06/05/91	30	1	60
151	PRO	KEENEY	RACKETEERING	M	R	08/30/91	30	1	60
152	PRO	MALONEY	RACKETEERING	PE	O9	11/17/91	30	-	30
153	PRO	KEENEY	RACKETEERING	M	O11	11/22/91	4	-	4
NEW JERSEY									
*154	WOLEN	KEENEY	NARCOTICS	PM	A	02/28/89	30	-	30
*155	SAROKIN	RICHARD	NARCOTICS	PM	A	04/26/89	30	1	60
*156	SAROKIN	RICHARD	NARCOTICS	E	A	05/26/89	30	1	60
*157	BARRY	SALTZBURG	NARCOTICS	P	SB	06/10/89	30	2	90
158	DEBEVOISE	KEENEY	LAUNDERING	PE	A	10/19/90	30	3	120
159	WOLIN	RICHARD	NARCOTICS	P	A	10/29/90	30	2	90
160	BISELL	MALONEY	NARCOTICS	P	S	11/26/90	30	1	60
161	GERRY	KEENEY	RACKETEERING	M	B	12/21/90	30	1	60
162	BARRY	RICHARD	NARCOTICS	P	S	02/25/91	30	1	60
163	BARRY	BUCKNAM	NARCOTICS	P	A	03/12/91	28	-	28

¹ THE ATTORNEY GENERAL OR DESIGNEE AUTHORIZED THE FILING OF THE REPORTED APPLICATION UNDER PROVISIONS OF TITLE 18, U.S.C. SECTION 2516.

² TYPE: P=PHONE WIRE; M=MICROPHONE-EAVESDROP; E=ELECTRONIC; NR=NOT REPORTED; O=OTHER

³ PLACE: S=SINGLE FAMILY DWELLING; A=APARTMENT; M=MULTIPLE DWELLING; B=BUSINESS; R=ROVING; O=OTHER

⁴ NI IN THIS COLUMN INDICATES NEVER INSTALLED

⁵ MOTIONS: G=GRANTED; D=DENIED; P=PENDING

** THIS WIRETAP WAS TERMINATED DURING 1989, BUT WAS NOT REPORTED AT THAT TIME BECAUSE IT WAS PART OF AN ONGOING INVESTIGATION.

** THIS WIRETAP WAS TERMINATED DURING 1990, BUT WAS NOT REPORTED AT THAT TIME BECAUSE IT WAS PART OF AN ONGOING INVESTIGATION.

REPORT BY PROSECUTORS OF COURT AUTHORIZED INTERCEPTS OF WIRE, ORAL, OR
ELECTRONIC COMMUNICATIONS PURSUANT TO TITLE 18 USC SEC 2519

A.O. NO.	NUMBER OF DAYS IN OPER- ATION ⁴	AVERAGE INTER- CEPTS PER DAY	NUMBER OF			COSTS		NUMBER OF				PER- SONS CON- VICTED	
			PERSONS INTER- CEPTED	INTER- CEPTS	INCRIM- INATING INTER- CEPTS	TOTAL COST \$	OTHER THAN MANPOWER \$	AR- REST	TRIALS	MOTIONS TO SUPPRESS INTER- CEPTS ⁵			
										G	D		P
NEVADA (CONT.)													
146	85	9	35	760	237	28,434	350	-	-	-	-	-	
147	30	153	144	4,601	4,107	162,855	1,090	-	-	-	-	-	
148	30	3	2	77	76	8,647	512	-	-	-	-	-	
149	60	1	2	1	0	7,828	-	-	-	-	-	-	
150	60	22	8	1,317	161	30,177	585	-	-	-	-	-	
151	3	10	3	30	9	3,798	125	-	-	-	-	-	
152	30	1	3	16	3	8,181	10	-	-	-	-	-	
153	2	4	5	9	2	1,659	5	-	-	-	-	-	
NEW JERSEY													
*154	30	109	58	3,278	1,572	15,000	6,000	-	-	-	-	-	
*155	60	94	100	5,678	1,013	126,840	27,000	RELATED TO NO. 157				-	
*156	INSTALLED BUT NOT USED				RELATED TO NO. 155				-	-	-	-	-
*157	90	52	130	4,694	373	188,820	4,500	21	2	-	3	14	
158	113	12	18	1,337	32	60,244	2,359	2	-	-	-	-	
159	73	19	43	1,373	119	108,077	1,677	-	-	-	-	-	
160	58	19	26	1,083	183	32,535	6,325	-	-	-	-	-	
161	44	30	20	1,320	10	RELATED TO NO. 307		(Pennsylvania, Eastern)				-	
162	49	83	43	4,073	33	115,300	53,300	-	-	-	-	-	
163	28	18	14	493	30	11,719	1,100	-	-	-	-	-	

- 6 AUTOMOBILE
- 7 BAR
- 8 CARGO
- 9 CELLULAR PHONE
- 10 DIGITAL DISPLAY PAGER

- 11 HOTEL ROOM
- 12 JAIL
- 13 MOBILE HOME
- 14 MOBILE PHONE
- 15 MOTEL ROOM

- 16 PEN REGISTER
- 17 PAY PHONE
- 18 SOCIAL CLUB
- 19 STORAGE
- 20 TELEFAX

TABLE A-1
UNITED STATES DISTRICT COURTS

REPORT BY JUDGES OF COURT AUTHORIZED INTERCEPTS OF WIRE, ORAL, OR
ELECTRONIC COMMUNICATIONS PURSUANT TO TITLE 18 USC SEC 2519

A.O. NO.	AUTHORIZING OFFICIAL		OFFENSE SPECIFIED	INTERCEPT		DATE OF APPLICATION AND (AMENDMENT)	AUTHORIZED LENGTH		
	JUDGE	ATTORNEY GENERAL ¹		TYPE ²	PLACE ³		ORIGINAL ORDER (DAYS)	NUMBER OF EXTEN- SIONS	TOTAL LENG. DAYS
NEW JERSEY (CONT.)									
164	ACKERMAN	RICHARD	NARCOTICS	P	B	04/23/91	30	-	30
165	ACKERMAN	GANNETT	NARCOTICS	E	O9	04/30/91	30	-	30
166	ACKERMAN	CHERTOFF	RACKETEERING	E	O10	05/16/91	30	1	60
167	ACKERMAN	BUCKNAM	NARCOTICS	M	O8	05/23/91	30	-	30
168	BISSELL	GALLUCIO	KIDNAPPING	E	O10	05/29/91	30	-	30
169	DEBEVOISE	MALONEY	NARCOTICS	P	S	05/31/91	30	-	30
170	DEBEVOISE	RICHARD	\$LAUNDERING	P	A	06/07/91	30	2	90
171	DEBEVOISE	KEENEY	NARCOTICS	M	O8	06/14/91	30	-	30
172	DEBEVOISE	KEENEY	CORRUPTION	P	S	06/28/91	30	2	90
173	DEBEVOISE	KEENEY	CORRUPTION	E	S	07/03/91	30	2	90
174	LECHNER	O'CONNOR	NARCOTICS	E	O10	07/26/91	30	-	30
175	POLITAN	KEENEY	NARCOTICS	M	O8	08/06/91	30	-	30
176	DEBEVOISE	BUCKNAM	CORRUPTION	P	B	08/14/91	30	-	30
177	DEBEVOISE	BUCKNAM	CORRUPTION	E	B	08/15/91	10	-	10
178	DEBEVOISE	MALONEY	CORRUPTION	PM	B	08/21/91	30	1	60
179	POLITAN	MALONEY	RACKETEERING	PM	B	09/05/91	30	2	90
180	POLITAN	BUCKNAM	FRAUD	ME	B	09/06/91	30	1	60
181	POLITAN	RICHARD	NARCOTICS	P	S	09/12/91	30	2	90
182	POLITAN	KEENEY	NARCOTICS	P	A	09/16/91	30	1	60

¹ THE ATTORNEY GENERAL OR DESIGNEE AUTHORIZED THE FILING OF THE REPORTED APPLICATION UNDER PROVISIONS OF TITLE 18, U.S.C. SECTION 2516.

² TYPE: P=PHONE WIRE; M=MICROPHONE-EAVESDROP; E=ELECTRONIC; NR=NOT REPORTED; O=OTHER

³ PLACE: S=SINGLE FAMILY DWELLING; A=APARTMENT; M=MULTIPLE DWELLING; B=BUSINESS; R=ROVING; O=OTHER

⁴ NI IN THIS COLUMN INDICATES NEVER INSTALLED

⁵ MOTIONS: G=GRANTED; D=DENIED; P=PENDING

* THIS WIRETAP WAS TERMINATED DURING 1989, BUT WAS NOT REPORTED AT THAT TIME BECAUSE IT WAS PART OF AN ONGOING INVESTIGATION.

** THIS WIRETAP WAS TERMINATED DURING 1990, BUT WAS NOT REPORTED AT THAT TIME BECAUSE IT WAS PART OF AN ONGOING INVESTIGATION.

REPORT BY PROSECUTORS OF COURT AUTHORIZED INTERCEPTS OF WIRE, ORAL, OR ELECTRONIC COMMUNICATIONS PURSUANT TO TITLE 18 USC SEC 2519

A.O. NO.	NUMBER OF DAYS IN OPERATION ⁴	AVERAGE INTERCEPTS PER DAY	NUMBER OF			COSTS		NUMBER OF					PERSONS CONVICTED
			PERSONS INTERCEPTED	INTERCEPTS	INCRIMINATING INTERCEPTS	TOTAL COST \$	OTHER THAN MANPOWER \$	ARREST	TRIALS	MOTIONS TO SUPPRESS INTERCEPTS ⁵			
										G	D	P	
NEW JERSEY (CONT.)													
164	30	109	39	3,255	91	33,608	1,600	6	-	-	-	-	-
165	30	3	44	100	-	3,958	-	5	-	-	-	-	-
166	60	3	20	200	50	6,173	-	-	-	-	-	-	-
167	13	-	-	-	-	58,544	200	-	-	-	-	-	-
168	7	7	-	49	-	1,055	11	-	-	-	-	-	-
169	23	43	120	982	-	21,622	230	1	-	-	-	-	-
170	79	20	19	1,617	586	175,868	3,978	12	-	-	-	-	1
171	3	42	3	126	-	3,400	1,000	7	-	-	-	-	7
172	68	20	41	1,352	116	134,251	18,320	-	-	-	-	-	-
173	64	1	15	58	5	119,792	18,320	-	-	-	-	-	-
174	INSTALLED BUT NOT USED					248	-	-	-	-	-	-	-
175	7	21	4	150	12	60,300	2,800	6	-	-	-	-	-
176	3	26	5	78	15	3,703	-	-	-	-	-	-	-
177	1	1	4	1	-	1,548	1,548	-	-	-	-	-	-
178	58	66	40	3,844	595	89,230	10,000	-	-	-	-	-	-
179	68	285	265	19,386	2,449	361,964	18,979	-	-	-	-	-	-
180	46	-	6	22	8	6,369	2,063	-	-	-	-	-	-
181	87	47	76	4,129	655	217,119	6,577	-	-	-	-	-	-
182	42	64	82	2,719	213	220,273	83,838	12	-	-	-	-	-

- 6 AUTOMOBILE
- 7 BAR
- 8 CARGO
- 9 CELLULAR PHONE
- 10 DIGITAL DISPLAY PAGER
- 11 HOTEL ROOM
- 12 JAIL
- 13 MOBILE HOME
- 14 MOBILE PHONE
- 15 MOTEL ROOM
- 16 PEN REGISTER
- 17 PAY PHONE
- 18 SOCIAL CLUB
- 19 STORAGE
- 20 TELEFAX

TABLE A-1
UNITED STATES DISTRICT COURTS

REPORT BY JUDGES OF COURT AUTHORIZED INTERCEPTS OF WIRE, ORAL, OR
ELECTRONIC COMMUNICATIONS PURSUANT TO TITLE 18 USC SEC 2519

A.O. NO.	AUTHORIZING OFFICIAL		OFFENSE SPECIFIED	INTERCEPT		DATE OF APPLICATION AND (AMENDMENT)	AUTHORIZED LENGTH		
	JUDGE	ATTORNEY GENERAL ¹		TYPE ²	PLACE ³		ORIGINAL ORDER (DAYS)	NUMBER OF EXTEN- SIONS	TOTAL LENGT. DAYS
NEW JERSEY (CONT.)									
183	WOLIN	RICHARD	NARCOTICS	P	A	10/24/91	30	1	60
184	WOLIN	BUCKNAM	NARCOTICS	M	B	11/01/91	30	-	30
185	WOLIN	MALONEY	NARCOTICS	M	B	11/05/91	30	-	30
186	DEBEVOISE	MALONEY	RACKETEERING	PE	SO17	11/14/91	30	-	30
187	GERRY	MALONEY	NARCOTICS	P	S	11/18/91	30	-	30
NEW MEXICO									
188	CONWAY	KEENEY	NARCOTICS	P	O9	01/18/91	30	-	30
189	CONWAY	TIERNEY	NARCOTICS	E	O10	02/07/91	30	-	30
190	CONWAY	TIERNEY	NARCOTICS	E	O10	09/25/91	30	-	30
191	MECHEM	ENGLISH	NARCOTICS	E	O9	10/25/91	30	-	30
NEW YORK NORTHERN									
192	CHOLAKIS	MALONEY	NARCOTICS	P	A	02/20/91	30	-	30
193	CHOLAKIS	RICHARD	NARCOTICS	P	S	04/08/91	30	-	30
194	MCAVOY	RICHARD	NARCOTICS	P	SO7,16	10/08/91	30	2	90
195	MCAVOY	MALONEY	NARCOTICS	P	S	11/29/91	30	-	30
NEW YORK EASTERN									
196	DEARIE	RICHARD	RACKETEERING	M	B	04/03/89	30	2	90
*197	GLASSER	RICHARD	NARCOTICS	P	B	05/01/89	30	-	30
*198	DEARIE	KEENEY	NARCOTICS	M	O8	07/26/89	30	-	30

¹ THE ATTORNEY GENERAL OR DESIGNEE AUTHORIZED THE FILING OF THE REPORTED APPLICATION UNDER PROVISIONS OF TITLE 18, U.S.C. SECTION 2516.

² TYPE: P=PHONE WIRE; M=MICROPHONE-EAVESDROP; E=ELECTRONIC; NR=NOT REPORTED; O=OTHER

³ PLACE: S=SINGLE FAMILY DWELLING; A=APARTMENT; M=MULTIPLE DWELLING; B=BUSINESS; R=ROVING; O=OTHER

⁴ NI IN THIS COLUMN INDICATES NEVER INSTALLED

⁵ MOTIONS: G=GRANTED; D=DENIED; P=PENDING

^{*} THIS WIRETAP WAS TERMINATED DURING 1989, BUT WAS NOT REPORTED AT THAT TIME BECAUSE IT WAS PART OF AN ONGOING INVESTIGATION.

^{**} THIS WIRETAP WAS TERMINATED DURING 1990, BUT WAS NOT REPORTED AT THAT TIME BECAUSE IT WAS PART OF AN ONGOING INVESTIGATION.

REPORT BY PROSECUTORS OF COURT AUTHORIZED INTERCEPTS OF WIRE, ORAL, OR ELECTRONIC COMMUNICATIONS PURSUANT TO TITLE 18 USC SEC 2519

A.O. NO.	NUMBER OF DAYS IN OPERATION ⁴	AVERAGE INTERCEPTS PER DAY	NUMBER OF			COSTS		NUMBER OF					
			PERSONS INTERCEPTED	INTERCEPTS	INCRIMINATING INTERCEPTS	TOTAL COST \$	OTHER THAN MANPOWER \$	ARREST	TRIALS	MOTIONS TO SUPPRESS INTERCEPTS ⁵			PERSONS CONVICTED
										G	D	P	
NEW JERSEY (CONT.)													
183	34	66	65	2,268	262	RELATED TO NO. 182		-	-	-	-	-	-
184	5	-	-	-	-	7,500	2,500	-	-	-	-	-	-
185	20	5	8	100	-	125,000	2,500	-	-	-	-	-	-
186	29	49	64	1,411	222	90,240	10,000	-	-	-	-	-	-
187	24	177	167	4,247	34	106,427	41,800	-	-	-	-	-	-
NEW MEXICO													
188	18	4	16	75	17	90,872	3,200	7	-	-	-	-	-
189	29	4	1	133	-	7,293	-	-	-	-	-	-	-
190	30	16	116	489	-	7,515	-	-	-	-	-	-	-
191	30	7	32	218	-	6,296	20	-	-	-	-	-	-
NEW YORK NORTHERN													
192	12	23	35	275	14	10,080	-	3	1	-	4	-	3
193	30	51	15	1,530	45	30,240	-	4	-	-	-	-	4
194	73	277	702	20,191	15,000	135,032	4,000	-	-	-	-	-	-
195	21	46	81	972	350	RELATED TO NO.194		-	-	-	-	-	-
NEW YORK EASTERN													
196	62	36	29	2,241	149	15,776	1,000	-	-	-	-	-	-
*197	20	46	30	931	157	9,207	-	-	-	-	-	-	-
*198	NI												

- | | | |
|--------------------------|-----------------|-----------------|
| 6 AUTOMOBILE | 11. HOTEL ROOM | 16 PEN REGISTER |
| 7 BAR | 12 JAIL | 17 PAY PHONE |
| 8 CARGO | 13 MOBILE HOME | 18 SOCIAL CLUB |
| 9 CELLULAR PHONE | 14 MOBILE PHONE | 19 STORAGE |
| 10 DIGITAL DISPLAY PAGER | 15 MOTEL ROOM | 20 TELEFAX |

TABLE A-1
UNITED STATES DISTRICT COURTS

REPORT BY JUDGES OF COURT AUTHORIZED INTERCEPTS OF WIRE, ORAL, OR
ELECTRONIC COMMUNICATIONS PURSUANT TO TITLE 18 USC SEC 2519

A.O. NO.	AUTHORIZING OFFICIAL		OFFENSE SPECIFIED	INTERCEPT		DATE OF APPLICATION AND (AMENDMENT)	AUTHORIZED LENGTH		
	JUDGE	ATTORNEY GENERAL ¹		TYPE ²	PLACE ³		ORIGINAL ORDER (DAYS)	NUMBER OF EXTEN- SIONS	TOTAL LENGTH DAYS
NEW YORK EASTERN (CONT.)									
**199	DEARIE	KEENEY	NARCOTICS	P	S	10/11/89	30	6	210
**200	DEARIE	KEENEY	NARCOTICS	P	O17	10/20/89	30	3	120
**201	GLASSER	KEENEY	BRIBERY	P	SB	11/02/89	30	1	60
**202	DEARIE	KEENEY	NARCOTICS	P	O9	01/13/90	30	3	120
**203	SIFTON	KEENEY	NARCOTICS	P	S	02/08/90	30	3	120
**204	SIFTON	KEENEY	NARCOTICS	P	B	02/09/90	30	4	150
**205	GLASSER	MALONEY	NARCOTICS	P	O9	03/02/90	30	-	30
**206	GLASSER	MALONEY	NARCOTICS	P	O9	03/02/90	30	-	30
**207	SIFTON	MALONEY	NARCOTICS	P	O9	04/13/90	30	1	60
**208	SIFTON	MALONEY	NARCOTICS	P	O9	04/17/90	30	-	30
**209	DEARIE	KEENEY	RACKETEERING	P	S	08/13/90	30	3	120
**210	SPATT	RICHARD	NARCOTICS	P	O10	08/14/90	30	-	30
**211	SIFTON	KEENEY	NARCOTICS	P	S	09/05/90	30	-	30
**213	RAGGI	MALONEY	NARCOTICS	P	A	10/26/90	30	-	30
**214	DEARIE	KEENEY	RACKETEERING	P	O9	11/01/90	30	-	30
215	GLASSER	MALONEY	NARCOTICS	P	O9	01/14/91	30	-	30
216	WEINSTEIN	RICHARD	GAMBLING	E	O9	01/16/91	30	-	30
217	RAGGI	KEENEY	NARCOTICS	ME	B	03/01/91	30	1	60
218	GLASSER	MALONEY	NARCOTICS	P	O9	03/14/91	30	2	90

¹ THE ATTORNEY GENERAL OR DESIGNEE AUTHORIZED THE FILING OF THE REPORTED APPLICATION UNDER PROVISIONS OF TITLE 18, U.S.C. SECTION 2516.

² TYPE: P=PHONE WIRE; M=MICROPHONE-EAVESDROP; E=ELECTRONIC; NR=NOT REPORTED; O=OTHER

³ PLACE: S=SINGLE FAMILY DWELLING; A=APARTMENT; M=MULTIPLE DWELLING; B=BUSINESS; R=ROVING; O=OTHER

⁴ NI IN THIS COLUMN INDICATES NEVER INSTALLED

⁵ MOTIONS: G=GRANTED; D=DENIED; P=PENDING

* THIS WIRETAP WAS TERMINATED DURING 1989, BUT WAS NOT REPORTED AT THAT TIME BECAUSE IT WAS PART OF AN ONGOING INVESTIGATION.

** THIS WIRETAP WAS TERMINATED DURING 1990, BUT WAS NOT REPORTED AT THAT TIME BECAUSE IT WAS PART OF AN ONGOING INVESTIGATION.

REPORT BY PROSECUTORS OF COURT AUTHORIZED INTERCEPTS OF WIRE, ORAL, OR
ELECTRONIC COMMUNICATIONS PURSUANT TO TITLE 18 USC SEC 2519

A.O. NO.	NUMBER OF DAYS IN OPER- ATION ⁴	AVERAGE INTER- CEPTS PER DAY	NUMBER OF			COSTS		NUMBER OF				PER- SONS CON- VICTED	
			PERSONS INTER- CEPTED	INTER- CEPTS	INCRIM- INATING INTER- CEPTS	TOTAL COST \$	OTHER THAN MANPOWER \$	AR- REST	TRIALS	MOTIONS TO SUPPRESS INTER- CEPTS ⁵			
										G	D		P
NEW YORK EASTERN (CONT.)													
**199	210	19	84	3,993	344	270,090	16,103	19	-	-	-	-	-
**200	120	1	6	36	30	RELATED TO NO.199		-	-	-	-	-	-
**201	60	163	1,030	9,800	125	53,428	7,435	-	-	-	-	-	-
**202	120	15	21	1,798	296	RELATED TO NO.199		-	-	-	-	-	-
**203	97	60	49	5,864	793	91,250	10,500	42	-	-	-	-	33
**204	120	129	20	15,489	390	325,054	23,000	10	-	-	-	-	10
**205	30	12	10	360	50	RELATED TO NO. 204		-	-	-	-	-	-
**206	30	13	8	402	31	RELATED TO NO. 204		-	-	-	-	-	-
**207	60	12	37	735	133	RELATED TO NO. 204		-	-	-	-	-	-
**208	27	9	13	247	47	RELATED TO NO. 204		-	-	-	-	-	-
**209	99	45	68	4,454	716	123,224	18,000	8	-	-	-	-	-
**210	30	7	33	231	61	18,553	40	-	-	-	-	-	-
**211	30	2	25	65	35	RELATED TO NO.236 (New York, Southern)		-	-	-	-	-	-
**213	14	7	2	95	6	7,685	1,188	-	-	-	-	-	-
**214	19	12	23	220	48	RELATED TO NO. 209		8	-	-	-	-	-
215	26	44	40	1,140	500	19,900	400	-	-	-	-	-	-
216	30	2	NA	80	71	23,140	-	-	-	-	-	-	-
217	41	3	15	121	18	122,160	30,000	-	-	-	-	-	-
218	83	57	40	4,700	2,000	76,400	1,600	21	-	-	-	-	-

- | | | |
|--------------------------|-----------------|-----------------|
| 6 AUTOMOBILE | 11 HOTEL ROOM | 16 PEN REGISTER |
| 7 BAR | 12 JAIL | 17 PAY PHONE |
| 8 CARGO | 13 MOBILE HOME | 18 SOCIAL CLUB |
| 9 CELLULAR PHONE | 14 MOBILE PHONE | 19 STORAGE |
| 10 DIGITAL DISPLAY PAGER | 15 MOTEL ROOM | 20 TELEFAX |

TABLE A-1
UNITED STATES DISTRICT COURTS

REPORT BY JUDGES OF COURT AUTHORIZED INTERCEPTS OF WIRE, ORAL, OR
ELECTRONIC COMMUNICATIONS PURSUANT TO TITLE 18 USC SEC 2519

A.O. NO.	AUTHORIZING OFFICIAL		OFFENSE SPECIFIED	INTERCEPT		DATE OF APPLICATION AND (AMENDMENT)	AUTHORIZED LENGTH		
	JUDGE	ATTORNEY GENERAL ¹		TYPE ²	PLACE ³		ORIGINAL ORDER (DAYS)	NUMBER OF EXTEN- SIONS	TOTAL LENGTH DAYS
NEW YORK EASTERN (CONT.)									
219	KORMAN	RICHARD	NARCOTICS	M	AB	03/15/91	30	-	30
220	KORMAN	MALONEY	NARCOTICS	P	B	03/19/91	30	-	30
221	DEARIE	MALONEY	NARCOTICS	P	SO9	03/22/91	30	1	60
222	DEARIE	RICHARD	NARCOTICS	P	O9	04/08/91	30	-	30
223	RAGGI	RICHARD	NARCOTICS	M	B	04/17/91	30	2	90
224	GLASSER	MALONEY	NARCOTICS	P	O14	04/29/91	30	-	30
225	NICKERSON	MALONEY	FIREARMS	P	S	05/31/91	30	2	90
226	SPATT	BUCKNAM	RACKETEERING	P	B	06/13/91	30	1	60
227	SPATT	BUCKNAM	RACKETEERING	M	B	06/13/91	30	1	60
228	JOHNSON	WARD	RACKETEERING	E	O10	10/08/91	30	1	60
229	RAGGI	MALONEY	NARCOTICS	M	B	12/10/91	30	-	30
NEW YORK SOUTHERN									
**229	LASKER	SALTZBURG	RACKETEERING	M	O18	04/13/89	30	10	300
*230	MUKASEY	KEENEY	RACKETEERING	P	A	08/01/89	3	-	3
**231	SAND	KEENEY	NARCOTICS	M	B	03/07/90	30	2	90
**232	BRIEANT	RICHARD	RACKETEERING	E	S	04/02/90	30	3	120
**233	WARD	KEENEY	NARCOTICS	E	O10	05/07/90	30	4	150
**234	BRIEANT	RICHARD	RACKETEERING	P	A	06/26/90	29	1	59
**235	OWEN	MALONEY	NARCOTICS	E	O10	07/06/90	30	-	30

¹ THE ATTORNEY GENERAL OR DESIGNEE AUTHORIZED THE FILING OF THE REPORTED APPLICATION UNDER PROVISIONS OF TITLE 18, U.S.C. SECTION 2516.

² TYPE: P=PHONE WIRE; M=MICROPHONE-EAVESDROP; E=ELECTRONIC; NR=NOT REPORTED; O=OTHER

³ PLACE: S=SINGLE FAMILY DWELLING; A=APARTMENT; M=MULTIPLE DWELLING; B=BUSINESS; R=ROVING; O=OTHER

⁴ NI IN THIS COLUMN INDICATES NEVER INSTALLED

⁵ MOTIONS: G=GRANTED; D=DENIED; P=PENDING

* THIS WIRETAP WAS TERMINATED DURING 1989, BUT WAS NOT REPORTED AT THAT TIME BECAUSE IT WAS PART OF AN ONGOING INVESTIGATION.

** THIS WIRETAP WAS TERMINATED DURING 1990, BUT WAS NOT REPORTED AT THAT TIME BECAUSE IT WAS PART OF AN ONGOING INVESTIGATION.

REPORT BY PROSECUTORS OF COURT AUTHORIZED INTERCEPTS OF WIRE, ORAL, OR ELECTRONIC COMMUNICATIONS PURSUANT TO TITLE 18 USC SEC 2519

A.O. NO.	NUMBER OF DAYS IN OPERATION ⁴	AVERAGE INTER-CEPTS PER DAY	NUMBER OF			COSTS		NUMBER OF			PERSONS CONVICTED		
			PERSONS INTER-CEPTED	INTER-CEPTS	INCRIMINATING INTER-CEPTS	TOTAL COST \$	OTHER THAN MANPOWER \$	AR-REST	TRIALS	MOTIONS TO SUPPRESS INTER-CEPTS ⁵			
										G		D	P
NEW YORK EASTERN (CONT.)													
219	6	1	2	2	-	7,120	400	-	-	-	-	-	
220	3	13	3	38	5	7,796	3,000	-	-	-	-	-	
221	60	20	58	1,229	54	38,579	7,700	1	-	-	-	-	
222	NI												
223	41	28	34	1,170	97	198,000	48,000	16	-	-	-	-	
224	14	1	6	21	8	9,472	394	-	-	-	-	-	
225	76	60	51	4,519	560	90,932	2,500	9	-	-	-	-	
226	57	79	70	4,491	258	44,477	5,900	-	-	-	-	-	
227	37	7	5	257	17	37,179	1,500	-	-	-	-	-	
228	60	1	25	85	-	1,180	100	-	-	-	-	-	
229	10	2	3	25	-	13,000	1,000	-	-	-	-	-	
NEW YORK SOUTHERN													
**229	233	39	32	8,978	417	299,329	11,900	11	-	-	-	11	
*230	3	13	2	38	-	2,777	118	-	-	-	-	-	
**231	54	4	8	237	19	12,827	1,000	-	-	-	-	-	
**232	111	23	2,124	2,507	651	72,351	3,510	-	-	-	-	-	
**233	150	10	1	1,563	221	67,262	100	-	-	-	-	-	
**234	57	23	1,014	1,336	385	19,671	3,510	-	-	-	-	-	
**235	30	20	25	600	150	20,243	40	-	-	-	-	-	

- 6 AUTOMOBILE
- 7 BAR
- 8 CARGO
- 9 CELLULAR PHONE
- 10 DIGITAL DISPLAY PAGER
- 11 HOTEL ROOM
- 12 JAIL
- 13 MOBILE HOME
- 14 MOBILE PHONE
- 15 MOTEL ROOM
- 16 PEN REGISTER
- 17 PAY PHONE
- 18 SOCIAL CLUB
- 19 STORAGE
- 20 TELEFAX

TABLE A-1
UNITED STATES DISTRICT COURTS

REPORT BY JUDGES OF COURT AUTHORIZED INTERCEPTS OF WIRE, ORAL, OR
ELECTRONIC COMMUNICATIONS PURSUANT TO TITLE 18 USC SEC 2519

A.O. NO.	AUTHORIZING OFFICIAL		OFFENSE SPECIFIED	INTERCEPT		DATE OF APPLICATION AND (AMENDMENT)	AUTHORIZED LENGTH		
	JUDGE	ATTORNEY GENERAL ¹		TYPE ²	PLACE ³		ORIGINAL ORDER (DAYS)	NUMBER OF EXTEN- SIONS	TOTAL LENGTH DAYS
NEW YORK SOUTHERN (CONT.)									
**236	KNAPP	MALONEY	NARCOTICS	PE	A	07/27/90	30	3	120
**237	CONBOY	KEENEY	RACKETEERING	P	A	08/14/90	30	2	90
238	LEISURE	RICHARD	NARCOTICS	PE	S	09/19/90	30	3	120
**239	POLLACK	RICHARD	NARCOTICS	P	A	11/06/90	30	-	30
240	BRIEANT	MALONEY	RACKETEERING	PE	SA	11/07/90	30	1	60
241	DUFFY	KEENEY	NARCOTICS	P	O6	11/16/90	30	1	60
242	WARD	KEENEY	RACKETEERING	M	B	01/16/91	30	8	270
243	BRODERICK	RICHARD	NARCOTICS	P	B	01/17/91	30	1	60
244	LEVAL	RICHARD	NARCOTICS	P	O14	01/28/91	30	1	60
245	LEVAL	RICHARD	NARCOTICS	P	S	01/29/91	30	3	120
246	SPRIZZO	MALONEY	NARCOTICS	P	O14	02/12/91	30	1	60
247	HAIGHT	MALONEY	NARCOTICS	P	O14	03/01/91	30	2	90
248	HAIGHT	RICHARD	KIDNAPPING	P	B	03/07/91	30	-	30
249	SWEET	BUCKNAM	\$LAUNDERING	P	B	03/29/91	30	2	90
250	LEVAL	MALONEY	NARCOTICS	M	B	04/09/91	30	1	60
251	HAIGHT	BUCKNAM	NARCOTICS	P	O9	04/09/91	30	1	60
252	LASKER	RICHARD	SMUGGLING	E	B	04/19/91	30	2	90
253	BRODERICK	KEENEY	CORRUPTION	PM	SB	05/14/91	30	-	30
254	HAIGHT	MALONEY	NARCOTICS	P	O8	05/31/91	30	1	60

1 THE ATTORNEY GENERAL OR DESIGNEE AUTHORIZED THE FILING OF THE REPORTED APPLICATION UNDER PROVISIONS OF TITLE 18, U.S.C. SECTION 2516.

2 TYPE: P=PHONE WIRE; M=MICROPHONE-EAVESDROP; E=ELECTRONIC; NR=NOT REPORTED; O=OTHER

3 PLACE: S=SINGLE FAMILY DWELLING; A=APARTMENT; M=MULTIPLE DWELLING; B=BUSINESS; R=ROVING; O=OTHER

4 NI IN THIS COLUMN INDICATES NEVER INSTALLED

5 MOTIONS: G=GRANTED; D=DENIED; P=PENDING

* THIS WIRETAP WAS TERMINATED DURING 1989, BUT WAS NOT REPORTED AT THAT TIME BECAUSE IT WAS PART OF AN ONGOING INVESTIGATION.

** THIS WIRETAP WAS TERMINATED DURING 1990, BUT WAS NOT REPORTED AT THAT TIME BECAUSE IT WAS PART OF AN ONGOING INVESTIGATION.

REPORT BY PROSECUTORS OF COURT AUTHORIZED INTERCEPTS OF WIRE, ORAL, OR ELECTRONIC COMMUNICATIONS PURSUANT TO TITLE 18 USC SEC 2519

A.O. NO.	NUMBER OF DAYS IN OPERATION ⁴	AVERAGE INTERCEPTS PER DAY	NUMBER OF			COSTS		NUMBER OF					PERSONS CONVICTED
			PERSONS INTERCEPTED	INTERCEPTS	INCRIMINATING INTERCEPTS	TOTAL COST \$	OTHER THAN MANPOWER \$	ARREST	TRIALS	MOTIONS TO SUPPRESS INTERCEPTS ⁵			
										G	D	P	
NEW YORK SOUTHERN (CONT.)													
**236	112	66	50	7,397	4,000	60,998	15,800	50	-	-	-	-	26
**237	90	10	32	900	21	RELATED TO NO.208		(New York, Eastern)					
238	111	52	34	5,811	579	85,150	6,040	-	-	-	-	-	-
**239	28	56	18	1,573	178	16,271	2,000	24	-	-	-	-	-
240	58	43	2,176	2,858	203	32,902	3,510	-	-	-	-	-	-
241	60	29	17	1,740	200	49,806	1,005	-	-	-	-	-	-
242	270	31	77	8,483	84	133,522	10,000	-	-	-	-	-	-
243	42	22	38	946	61	77,198	1,800	9	-	-	-	-	-
244	60	12	26	720	600	150,110	4,250	-	-	-	-	-	-
245	120	154	100	18,551	380	273,509	86,800	18	-	-	-	-	-
246	60	8	16	480	360	RELATED TO NO.244							
247	90	20	21	1,800	1,350	152,610	6,750	-	-	-	-	-	-
248	10	51	8	508	508	13,429	3,000	3	-	-	-	-	-
249	78	19	19	1,473	189	46,722	4,208	-	-	-	-	-	-
250	62	3	15	194	30	RELATED TO NO.245							
251	60	40	40	2,400	2,100	RELATED TO NO.247							
252	86	17	3	1,445	237	30,208	442	3	-	-	-	-	-
253	30	16	54	473	33	67,496	33,500	-	-	-	-	-	-
254	50	40	35	2,000	1,500	RELATED TO NO.247							

- 6 AUTOMOBILE
- 7 BAR
- 8 CARGO
- 9 CELLULAR PHONE
- 10 DIGITAL DISPLAY PAGER
- 11 HOTEL ROOM
- 12 JAIL
- 13 MOBILE HOME
- 14 MOBILE PHONE
- 15 MOTEL ROOM
- 16 PEN REGISTER
- 17 PAY PHONE
- 18 SOCIAL CLUB
- 19 STORAGE
- 20 TELEFAX

TABLE A-1
UNITED STATES DISTRICT COURTS

REPORT BY JUDGES OF COURT AUTHORIZED INTERCEPTS OF WIRE, ORAL, OR
ELECTRONIC COMMUNICATIONS PURSUANT TO TITLE 18 USC SEC 2519

A.O. NO.	AUTHORIZING OFFICIAL		OFFENSE SPECIFIED	INTERCEPT		DATE OF APPLICATION AND (AMENDMENT)	AUTHORIZED LENGTH		
	JUDGE	ATTORNEY GENERAL ¹		TYPE ²	PLACE ³		ORIGINAL ORDER (DAYS)	NUMBER OF EXTEN- SIONS	TOTAL LENGTH DAYS
NEW YORK SOUTHERN (CONT.)									
255	SWEET	MALONEY	\$LAUNDERING	P	O9	06/02/91	30	-	30
256	SAND	SNYDER	NARCOTICS	E	O10	06/11/91	30	4	150
257	SAND	KELLEY	EXTORTION	E	O10	06/21/91	30	4	150
258	MARTIN	MALONEY	NARCOTICS	P	O9	07/02/91	30	-	30
259	HAIGHT	MALONEY	NARCOTICS	P	O9	07/03/91	30	-	30
260	SWEET	BUCKNAM	\$LAUNDERING	P	B	07/10/91	30	3	120
261	KNAPP	SEVERIN	FRAUD	E	O10	07/22/91	30	1	60
262	HAIGHT	KEENEY	NARCOTICS	P	O9	07/23/91	30	-	30
263	PATTERSON	KEENEY	NARCOTICS	ME	B	07/27/91	30	-	30
264	SWEET	MALONEY	\$LAUNDERING	PE	B	08/09/91	30	3	120
265	MCKENNA	MALONEY	NARCOTICS	P	B	08/16/91	30	-	30
266	MCKENNA	MALONEY	NARCOTICS	P	B	09/24/91	30	2	90
267	CONBOY	KEENEY	FRAUD	P	A	10/17/91	30	1	60
268	POLLACK	KEENEY	NARCOTICS	ME	B	11/07/91	30	-	30
269	POLLACK	RICHARD	\$LAUNDERING	PE	O9	11/14/91	30	-	30
NEW YORK WESTERN									
270	ARCARA	KEENEY	NARCOTICS	P	S	11/23/90	30	5	180
271	ARCARA	MALONEY	NARCOTICS	P	S	01/11/91	30	3	120
272	SKRETNY	KEENEY	INTERSTATE TRANSPORTATION	P	B	01/31/91	30	3	120

¹ THE ATTORNEY GENERAL OR DESIGNEE AUTHORIZED THE FILING OF THE REPORTED APPLICATION UNDER PROVISIONS OF TITLE 18, U.S.C. SECTION 2516.

² TYPE: P=PHONE WIRE; M=MICROPHONE-EAVESDROP; E=ELECTRONIC; NR=NOT REPORTED; O=OTHER

³ PLACE: S=SINGLE FAMILY DWELLING; A=APARTMENT; M=MULTIPLE DWELLING; B=BUSINESS; R=ROVING; O=OTHER

⁴ NI IN THIS COLUMN INDICATES NEVER INSTALLED

⁵ MOTIONS: G=GRANTED; D=DENIED; P=PENDING

* THIS WIRETAP WAS TERMINATED DURING 1989, BUT WAS NOT REPORTED AT THAT TIME BECAUSE IT WAS PART OF AN ONGOING INVESTIGATION.

** THIS WIRETAP WAS TERMINATED DURING 1990, BUT WAS NOT REPORTED AT THAT TIME BECAUSE IT WAS PART OF AN ONGOING INVESTIGATION.

REPORT BY PROSECUTORS OF COURT AUTHORIZED INTERCEPTS OF WIRE, ORAL, OR
ELECTRONIC COMMUNICATIONS PURSUANT TO TITLE 18 USC SEC 2519

A.O. NO.	NUMBER OF DAYS IN OPER- ATION ⁴	AVERAGE INTER- CEPTS PER DAY	NUMBER OF			COSTS		NUMBER OF					
			PERSONS INTER- CEPTED	INTER- CEPTS	INCRIM- INATING INTER- CEPTS	TOTAL COST \$	OTHER THAN MANPOWER \$	AR- REST	TRIALS	MOTIONS TO SUPPRESS INTER- CEPTS ⁵			PER- SONS CON- VICTED
										G	D	P	
NEW YORK SOUTHERN (CONT.)													
255	6	-	-	-	-	2,978	20	-	-	-	-	-	
256	146	2	102	334	50	64,529	100	6	-	-	-	-	
257	148	11	50	1,694	50	65,628	33	-	-	-	-	-	
258	NI												
259	-	-	-	-	-	RELATED TO NO.262						-	
260	85	23	20	1,917	198	31,655	5,604	-	-	-	-	-	
261	58	3	2	219	-	14,825	44	-	-	-	-	-	
262	14	45	40	855	70	5,337	4,750	50	-	-	-	-	
263	3	7	2	2	-	669	370	2	-	-	-	-	
264	53	21	19	1,087	568	64,604	4,220	-	-	-	-	-	
265	30	-	-	-	-	8,996	RELATED TO NO. 266					-	
266	80	11	40	908	252	92,286	68,350	11	-	-	-	-	
267	47	150	27	7,075	600	407,379	54,448	-	-	-	-	-	
268	1	1	2	1	1	1,292	-	2	-	-	-	-	
269	30	6	14	172	1	26,112	401	-	-	-	-	-	
NEW YORK WESTERN													
270	165	31	50	5,147	1,000	69,368	20,000	12	-	-	-	-	
271	120	36	75	4,409	750	RELATED TO NO. 270						-	
272	120	107	224	12,868	300	115,543	19,437	-	-	-	-	-	

- | | | |
|--------------------------|-----------------|-----------------|
| 6 AUTOMOBILE | 11 HOTEL ROOM | 16 PEN REGISTER |
| 7 BAR | 12 JAIL | 17 PAY PHONE |
| 8 CARGO | 13 MOBILE HOME | 18 SOCIAL CLUB |
| 9 CELLULAR PHONE | 14 MOBILE PHONE | 19 STORAGE |
| 10 DIGITAL DISPLAY PAGER | 15 MOTEL ROOM | 20 TELEFAX |

TABLE A-1
UNITED STATES DISTRICT COURTS

REPORT BY JUDGES OF COURT AUTHORIZED INTERCEPTS OF WIRE, ORAL, OR
ELECTRONIC COMMUNICATIONS PURSUANT TO TITLE 18 USC SEC 2519

A.O. NO.	AUTHORIZING OFFICIAL		OFFENSE SPECIFIED	INTERCEPT		DATE OF APPLICATION AND (AMENDMENT)	AUTHORIZED LENGTH		
	JUDGE	ATTORNEY GENERAL ¹		TYPE ²	PLACE ³		ORIGINAL ORDER (DAYS)	NUMBER OF EXTEN- SIONS	TOTAL LENGTH DAYS
NEW YORK WESTERN (CONT.)									
273	SKRETTY	MALONEY	INTERSTATE TRANSPORTATION	M	B	03/09/91	30	2	90
274	ARCARA	BUCKNAM	NARCOTICS	P	S	03/23/91	30	3	120
275	TELESCA	KEENEY	NARCOTICS	M	O5	09/10/91	30	-	30
276	SKRETTY	BUCKNAM	NARCOTICS	P	S	10/24/91	30	-	30
277	SKRETTY	RICHARD	NARCOTICS	P	S	11/15/91	30	-	30
OHIO NORTHERN									
278	KRENZLER	KEENEY	NARCOTICS	P	AO9	12/06/90	30	1	60
279	POTTER	RICHARD	NARCOTICS	P	S	01/04/91	30	1	60
280	KRENZLER	KEENEY	NARCOTICS	P	O9	01/17/91	30	-	30
281	MANOS	BUCKNAM	NARCOTICS	P	SO14	03/29/91	30	1	60
282	MANOS	RICHARD	GAMBLING	P	SO14	05/06/91	30	1	60
283	DOWD	BUCKNAM	\$LAUNDERING	PM	SB	07/31/91	30	1	60
284	MANOS	KEENEY	NARCOTICS	P	A	11/01/91	30	1	60
OHIO SOUTHERN									
285	WEBER	MALONEY	NARCOTICS	P	S	02/08/91	30	-	30
286	GRAHAM	MALONEY	NARCOTICS	P	S	03/19/91	30	1	60
287	RICE	MALONEY	NARCOTICS	PE	SO9	04/11/91	30	-	30

1 THE ATTORNEY GENERAL OR DESIGNEE AUTHORIZED THE FILING OF THE REPORTED APPLICATION UNDER PROVISIONS OF TITLE 18, U.S.C. SECTION 2516.

2 TYPE: P=PHONE WIRE; M=MICROPHONE-EAVESDROP; E=ELECTRONIC; NR=NOT REPORTED; O=OTHER

3 PLACE: S=SINGLE FAMILY DWELLING; A=APARTMENT; M=MULTIPLE DWELLING; B=BUSINESS; R=ROVING; Q=OTHER

4 NI IN THIS COLUMN INDICATES NEVER INSTALLED

5 MOTIONS: G=GRANTED; D=DENIED; P=PENDING

* THIS WIRETAP WAS TERMINATED DURING 1989, BUT WAS NOT REPORTED AT THAT TIME BECAUSE IT WAS PART OF AN ONGOING INVESTIGATION.

** THIS WIRETAP WAS TERMINATED DURING 1990, BUT WAS NOT REPORTED AT THAT TIME BECAUSE IT WAS PART OF AN ONGOING INVESTIGATION.

REPORT BY PROSECUTORS OF COURT AUTHORIZED INTERCEPTS OF WIRE, ORAL, OR
ELECTRONIC COMMUNICATIONS PURSUANT TO TITLE 18 USC SEC 2519

A.O. NO.	NUMBER OF DAYS IN OPER- ATION ⁴	AVERAGE INTER- CEPTS PER DAY	NUMBER OF			COSTS		NUMBER OF			PER- SONS CON- VICTED		
			PERSONS INTER- CEPTED	INTER- CEPTS	INCRIM- INATING INTER- CEPTS	TOTAL COST \$	OTHER THAN MANPOWER \$	AR- REST	TRIALS	MOTIONS TO SUPPRESS INTER- CEPTS ⁵			
										G		D	P
NEW YORK WESTERN (CONT.)													
273	89	56	40	5,000	375	25,068	19,437	RELATED TO NO. 270					
274	101	14	35	1,463	220	20,952	3,000	-	-	-	-	-	-
275	NI												
276	24	17	43	400	42	17,088	1,603	3	-	-	-	-	-
277	NI												
OHIO NORTHERN													
278	46	21	266	973	43	49,170	3,500	-	-	-	-	-	-
279	59	49	1	2,904	619	68,829	1,213	-	-	-	-	-	-
280	12	10	86	123	34	7,097	200	16	-	-	-	16	-
281	47	26	52	1,244	331	34,566	2,700	2	-	-	-	-	-
282	60	36	125	2,167	719	75,800	5,555	-	-	-	-	-	-
283	60	88	367	5,284	638	187,905	45,000	-	-	-	-	-	-
284	53	8	14	445	218	55,140	4,000	-	-	-	-	-	-
OHIO SOUTHERN													
285	28	39	43	1,095	49	57,348	500	-	-	-	-	-	-
286	60	87	75	5,240	857	90,736	2,282	21	-	-	-	-	-
287	28	54	46	1,518	141	83,681	2,000	12	-	-	-	-	8

6 AUTOMOBILE
7 BAR
8 CARGO
9 CELLULAR PHONE
10 DIGITAL DISPLAY PAGER

11 HOTEL ROOM
12 JAIL
13 MOBILE HOME
14 MOBILE PHONE
15 MOTEL ROOM

16 PEN REGISTER
17 PAY PHONE
18 SOCIAL CLUB
19 STORAGE
20 TELEFAX

TABLE A-1
UNITED STATES DISTRICT COURTS

REPORT BY JUDGES OF COURT AUTHORIZED INTERCEPTS OF WIRE, ORAL, OR
ELECTRONIC COMMUNICATIONS PURSUANT TO TITLE 18 USC SEC 2519

A.O. NO.	AUTHORIZING OFFICIAL		OFFENSE SPECIFIED	INTERCEPT		DATE OF APPLICATION AND (AMENDMENT)	AUTHORIZED LENGTH		
	JUDGE	ATTORNEY GENERAL ¹		TYPE ²	PLACE ³		ORIGINAL ORDER (DAYS)	NUMBER OF EXTEN- SIONS	TOTAL LENGT, DAYS
OKLAHOMA WESTERN									
**288	ALLEY	MALONEY	NARCOTICS	PE	O14	02/08/90	30	1	60
**289	ALLEY	MALONEY	NARCOTICS	PM	B	04/09/90	30	-	30
290	ALLEY	RICHARD	CORRUPTION	P	SB	02/21/91	30	-	30
291	RUSSELL	RICHARD	NARCOTICS	P	SB	03/21/91	30	2	90
292	RUSSELL	MALONEY	NARCOTICS	P	S	04/15/91	30	1	60
293	RUSSELL	BUCKNAM	NARCOTICS	P	SO17	04/23/91	30	1	60
294	WEST	BUCKNAM	NARCOTICS	P	B	06/11/91	30	1	60
295	RUSSELL	BUCKNAM	NARCOTICS	P	S	07/01/91	30	-	30
OREGON									
296	FRYE	KEENEY	NARCOTICS	P	B	01/17/91	30	2	90
297	FRYE	MALONEY	NARCOTICS	P	S	03/29/91	30	-	30
298	MARSH	KEENEY	NARCOTICS	P	A	08/26/91	30	-	30
PENNSYLVANIA EASTERN									
**299	KELLY	KEENEY	LAUNDERING	PE	B	02/27/90	30	1	60
**300	KELLY	MALONEY	NARCOTICS	P	O14	05/29/90	30	3	120
**301	HUTTON	MALONEY	NARCOTICS	P	S	08/29/90	30	2	90
**302	SHAPIRO	RICHARD	NARCOTICS	P	B	09/14/90	30	-	30
303	REED	KEENEY	RACKETEERING	P	S	12/21/90	30	-	30
304	CAHN	KEENEY	NARCOTICS	P	S	01/14/91	30	-	30

¹ THE ATTORNEY GENERAL OR DESIGNEE AUTHORIZED THE FILING OF THE REPORTED APPLICATION UNDER PROVISIONS OF TITLE 18, U.S.C. SECTION 2516.

² TYPE: P=PHONE WIRE; M=MICROPHONE-EAVESDROP; E=ELECTRONIC; NR=NOT REPORTED; O=OTHER

³ PLACE: S=SINGLE FAMILY DWELLING; A=APARTMENT; M=MULTIPLE DWELLING; B=BUSINESS; R=ROVING; O=OTHER

⁴ NI IN THIS COLUMN INDICATES NEVER INSTALLED

⁵ MOTIONS: G=GRANTED; D=DENIED; P=PENDING

** THIS WIRETAP WAS TERMINATED DURING 1989, BUT WAS NOT REPORTED AT THAT TIME BECAUSE IT WAS PART OF AN ONGOING INVESTIGATION.

** THIS WIRETAP WAS TERMINATED DURING 1990, BUT WAS NOT REPORTED AT THAT TIME BECAUSE IT WAS PART OF AN ONGOING INVESTIGATION.

REPORT BY PROSECUTORS OF COURT AUTHORIZED INTERCEPTS OF WIRE, ORAL, OR ELECTRONIC COMMUNICATIONS PURSUANT TO TITLE 18 USC SEC 2519

A.O. NO.	NUMBER OF DAYS IN OPERATION ⁴	AVERAGE INTER-CEPTS PER DAY	NUMBER OF			COSTS		AR-REST	TRIALS	NUMBER OF MOTIONS TO SUPPRESS INTER-CEPTS ⁵			PER-SONS CON-VICTED
			PERSONS INTER-CEPTED	INTER-CEPTS	INCRIM-INATING INTER-CEPTS	TOTAL COST \$	OTHER THAN MANPOWER \$			G	D	P	
OKLAHOMA WESTERN													
**288	51	150	62	7,652	1,948	429,000	4,000	17	1	-	1	-	17
**289	21	65	20	1,361	72	RELATED TO NO. 288							
290	30	76	339	2,267	176	78,570	4,461	-	-	-	-	-	-
291	70	109	657	7,645	238	136,160	11,156	3	-	-	-	-	-
292	45	34	55	1,546	501	RELATED TO NO. 295							
293	38	21	51	810	68	RELATED TO NO. 291							
294	58	101	60	5,838	411	RELATED TO NO. 295							
295	30	35	14	1,050	23	282,609	7,901	-	-	-	-	-	-
OREGON													
296	88	40	2,017	3,539	1,683	RELATED TO NO. 297							
297	18	204	299	3,680	202	232,588	10,623	-	-	-	-	-	-
298	28	5	23	135	56	49,459	700	27	-	-	-	-	-
PENNSYLVANIA EASTERN													
**299	60	2	2	113	2	65,092	10,851	-	-	-	-	-	-
**300	100	24	1,182	2,399	743	RELATED TO NO. 301							
**301	90	19	275	1,754	609	170,819	1,855	-	-	-	-	-	-
**302	30	11	120	321	45	RELATED TO NO. 301							
303	30	71	75	2,118	1,949	RELATED TO NO. 307							
304	30	21	67	640	36	RELATED TO NO. 308							

- 6 AUTOMOBILE
- 7 BAR
- 8 CARGO
- 9 CELLULAR PHONE
- 10 DIGITAL DISPLAY PAGER
- 11 HOTEL ROOM
- 12 JAIL
- 13 MOBILE HOME
- 14 MOBILE PHONE
- 15 MOTEL ROOM
- 16 PEN REGISTER
- 17 PAY PHONE
- 18 SOCIAL CLUB
- 19 STORAGE
- 20 TELEFAX

TABLE A-1
UNITED STATES DISTRICT COURTS

REPORT BY JUDGES OF COURT AUTHORIZED INTERCEPTS OF WIRE, ORAL, OR
ELECTRONIC COMMUNICATIONS PURSUANT TO TITLE 18 USC SEC 2519

A.O. NO.	AUTHORIZING OFFICIAL		OFFENSE SPECIFIED	INTERCEPT			AUTHORIZED LENGTH		
	JUDGE	ATTORNEY GENERAL ¹		TYPE ²	PLACE ³	DATE OF APPLICATION AND (AMENDMENT)	ORIGINAL ORDER (DAYS)	NUMBER OF EXTEN- SIONS	TOTAL LENGTH DAYS
PENNSYLVANIA EASTERN (CONT.)									
305	REED	RICHARD	GAMBLING	P	S	01/25/91	30	-	30
306	LUDWIG	MALONEY	NARCOTICS	P	S	02/02/91	30	1	60
307	REED	MALONEY	RACKETEERING	P	S	02/05/91	30	-	30
308	LUDWIG	RICHARD	NARCOTICS	P	S	02/27/91	30	2	90
309	LUDWIG	RICHARD	NARCOTICS	P	AO14	04/16/91	30	1	60
310	BUCKWALTER	KEENEY	NARCOTICS	ME	O19	05/21/91	30	-	30
311	GILES	KEENEY	NARCOTICS	P	O14	08/01/91	30	2	90
312	DUBOIS	MALONEY	FRAUD	P	SA	08/13/91	30	1	60
RHODE ISLAND									
*313	BOYLE	KEENEY	RACKETEERING	M	R	10/27/89	30	-	30
**314	BOYLE	KEENEY	RACKETEERING	P	AB	02/04/90	30	1	60
315	BOYLE	KEENEY	\$LAUNDERING	M	B	06/12/90	30	8	270
316	BOYLE	KEENEY	\$LAUNDERING	PM	B	08/06/90	30	6	210
317	BOYLE	MALONEY	\$LAUNDERING	P	O6	09/10/90	30	5	180
**318	BOYLE	RICHARD	NARCOTICS	E	B	11/30/90	30	-	30
319	LAGUEUX	RICHARD	\$LAUNDERING	P	O9	03/06/91	30	7	240
320	BOYLE	RICHARD	ROBBERY	PME	SO10	03/26/91	30	-	30
321	BOYLE	BUCKNAM	\$LAUNDERING	P	SO9	04/12/91	30	-	30
322	BOYLE	RICHARD	RACKETEERING	M	O6	06/04/91	30	-	30

¹ THE ATTORNEY GENERAL OR DESIGNEE AUTHORIZED THE FILING OF THE REPORTED APPLICATION UNDER PROVISIONS OF TITLE 18, U.S.C. SECTION 2516.

² TYPE: P=PHONE WIRE; M=MICROPHONE-EAVESDROP; E=ELECTRONIC; NR=NOT REPORTED; O=OTHER

³ PLACE: S=SINGLE FAMILY DWELLING; A=APARTMENT; M=MULTIPLE DWELLING; B=BUSINESS; R=ROVING; O=OTHER

⁴ NI IN THIS COLUMN INDICATES NEVER INSTALLED

⁵ MOTIONS: G=GRANTED; D=DENIED; P=PENDING

* THIS WIRETAP WAS TERMINATED DURING 1989, BUT WAS NOT REPORTED AT THAT TIME BECAUSE IT WAS PART OF AN ONGOING INVESTIGATION.

** THIS WIRETAP WAS TERMINATED DURING 1980, BUT WAS NOT REPORTED AT THAT TIME BECAUSE IT WAS PART OF AN ONGOING INVESTIGATION.

REPORT BY PROSECUTORS OF COURT AUTHORIZED INTERCEPTS OF WIRE, ORAL, OR ELECTRONIC COMMUNICATIONS PURSUANT TO TITLE 18 USC SEC 2519

A.O. NO.	NUMBER OF DAYS IN OPERATION ⁴	AVERAGE INTER-CEPTS PER DAY	NUMBER OF			COSTS		NUMBER OF				PERSONS CONVICTED	
			PERSONS INTER-CEPTED	INTER-CEPTS	INCRIMINATING INTER-CEPTS	TOTAL COST \$	OTHER THAN MANPOWER \$	AR-REST	TRIALS	MOTIONS TO SUPPRESS INTER-CEPTS ⁵			
										G	D		P
PENNSYLVANIA EASTERN (CONT.)													
305	INSTALLED BUT NOT USED												
306	41	64	103	2,613	220	RELATED TO NO. 308							
307	3	50	65	150	132	71,678	7,306	-	-	-	-	-	
308	71	33	54	2,329	516	316,492	27,900	28	-	-	-	-	
309	51	44	163	2,263	552	RELATED TO NO. 308							
310	INSTALLED BUT NOT USED												
311	90	10	80	900	750	169,611	6,711	-	-	-	-	-	
312	52	109	113	5,609	664	98,674	18,492	10	-	-	-	-	
RHODE ISLAND													
*313	NI												
**314	60	130	274	7,802	230	97,874	360	-	-	-	-	-	
315	229	16	15	3,725	1,240	56,189	3,000	-	-	-	-	-	
316	180	10	25	1,800	1,400	70,423	800	-	-	-	-	-	
317	139	9	53	1,250	180	28,488	3,000	-	-	-	-	-	
**318	30	-	-	-	-	8,768	1,500	-	-	-	-	-	
319	207	10	75	2,070	750	64,769	3,000	-	-	-	-	-	
320	29	19	27	559	36	42,601	2,264	4	-	-	-	-	
321	30	18	3	539	96	15,017	7,000	-	-	-	-	-	
322	30	1	2	2	-	11,243	3,289	-	-	-	-	-	

- | | | |
|--------------------------|-----------------|-----------------|
| 6 AUTOMOBILE | 11 HOTEL ROOM | 16 PEN REGISTER |
| 7 BAR | 12 JAIL | 17 PAY PHONE |
| 8 CARGO | 13 MOBILE HOME | 18 SOCIAL CLUB |
| 9 CELLULAR PHONE | 14 MOBILE PHONE | 19 STORAGE |
| 10 DIGITAL DISPLAY PAGER | 15 MOTEL ROOM | 20 TELEFAX |

TABLE A-1
UNITED STATES DISTRICT COURTS

REPORT BY JUDGES OF COURT AUTHORIZED INTERCEPTS OF WIRE, ORAL, OR
ELECTRONIC COMMUNICATIONS PURSUANT TO TITLE 18 USC SEC 2519

A.O. NO.	AUTHORIZING OFFICIAL		OFFENSE SPECIFIED	INTERCEPT		DATE OF APPLICATION AND (AMENDMENT)	AUTHORIZED LENGTH		
	JUDGE	ATTORNEY GENERAL ¹		TYPE ²	PLACE ³		ORIGINAL ORDER (DAYS)	NUMBER OF EXTEN- SIONS	TOTAL LENGT, DAYS
RHODE ISLAND (CONT.)									
323	BOYLE	BUCKNAM	RACKETEERING	M	O6	08/21/91	30	-	30
324	BOYLE	KEENEY	\$LAUNDERING	PM	BO9	08/28/91	30	3	120
SOUTH CAROLINA									
325	SIMONS	KEENEY	GAMBLING	P	S	12/26/90	30	-	30
TENNESSEE EASTERN									
326	JARVIS	BUCKNAM	NARCOTICS	PM	S	03/08/91	30	-	30
TENNESSEE WESTERN									
327	GIBBONS	MALONEY	NARCOTICS	P	O9	02/22/91	30	-	30
TEXAS NORTHERN									
**328	SANDERS	MALONEY	THEFT	P	B	09/26/90	30	-	30
329	CUMMINGS	MALONEY	NARCOTICS	P	S	11/05/90	30	1	6
330	CUMMINGS	MALONEY	NARCOTICS	P	SBO14	11/27/90	30	1	6
331	MALONEY	KEENEY	BRIBERY	P	B	12/10/90	30	3	12
332	FISH	KEENEY	BRIBERY	P	B	02/22/91	30	3	12
333	SANDERS	KEENEY	BRIBERY	P	B	05/17/91	30	1	6
TEXAS SOUTHERN									
334	HINOJOSA	BUCKNAM	NARCOTICS	P	BO9	03/29/91	30	1	6
335	HUGHES	BUCKNAM	NARCOTICS	P	SM	04/16/91	30	-	3
336	BLACK	KEENEY	NARCOTICS	P	O9	06/19/91	30	1	6

¹ THE ATTORNEY GENERAL OR DESIGNEE AUTHORIZED THE FILING OF THE REPORTED APPLICATION UNDER PROVISIONS OF TITLE 18, U.S.C. SECTION 2516.

² TYPE: P=PHONE WIRE; M=MICROPHONE-EAVESDROP; E=ELECTRONIC; NR=NOT REPORTED; O=OTHER

³ PLACE: S=SINGLE FAMILY DWELLING; A=APARTMENT; M=MULTIPLE DWELLING; B=BUSINESS; R=ROVING; O=OTHER

⁴ NI IN THIS COLUMN INDICATES NEVER INSTALLED

⁵ MOTIONS: G=GRANTED; D=DENIED; P=PENDING

* THIS WIRETAP WAS TERMINATED DURING 1989, BUT WAS NOT REPORTED AT THAT TIME BECAUSE IT WAS PART OF AN ONGOING INVESTIGATION.

** THIS WIRETAP WAS TERMINATED DURING 1990, BUT WAS NOT REPORTED AT THAT TIME BECAUSE IT WAS PART OF AN ONGOING INVESTIGATION.

REPORT BY PROSECUTORS OF COURT AUTHORIZED INTERCEPTS OF WIRE, ORAL, OR ELECTRONIC COMMUNICATIONS PURSUANT TO TITLE 18 USC SEC 2519

A.O. NO.	NUMBER OF DAYS IN OPERATION ⁴	AVERAGE INTER-CEPTS PER DAY	NUMBER OF			COSTS		NUMBER OF					PERSONS CONVICTED
			PERSONS INTER-CEPTED	INTER-CEPTS	INCRIMINATING INTER-CEPTS	TOTAL COST \$	OTHER THAN MANPOWER \$	AR-REST	TRIALS	MOTIONS TO SUPPRESS INTER-CEPTS ⁵			
										G	D	P	
RHODE ISLAND (CONT.)													
323	30	1	2	2	-	12,750	4,870	-	-	-	-	-	
324	90	30	25	2,700	500	47,481	200	13	-	-	-	-	
SOUTH CAROLINA													
325	6	116	4	694	379	6,821	374	-	-	-	-	-	
TENNESSEE EASTERN													
326	28	27	26	757	130	44,840	1,127	-	-	-	-	-	
TENNESSEE WESTERN													
327	11	37	210	404	21	33,140	15,500	5	-	-	-	5	
TEXAS NORTHERN													
**328	26	104	114	2,718	313	36,103	2,179	-	-	-	-	-	
329	60	17	56	996	288	RELATED TO NO. 330		-	-	-	-	-	
330	39	62	482	2,411	346	257,235	30,340	36	-	-	-	30	
331	120	54	669	6,526	1,576	60,331	5,751	-	-	-	-	-	
332	120	24	247	2,975	893	33,889	3,074	-	-	-	-	-	
333	60	74	702	4,437	1,066	33,086	1,521	-	-	-	-	-	
TEXAS SOUTHERN													
334	41	173	145	7,086	192	417,084	-	-	-	-	-	-	
335	20	174	39	3,478	820	119,800	45,000	8	-	-	-	5	
336	52	14	32	727	105	51,441	1,000	8	-	-	-	-	

- | | | |
|--------------------------|-----------------|-----------------|
| 6 AUTOMOBILE | 11 HOTEL ROOM | 16 PEN REGISTER |
| 7 BAR | 12 JAIL | 17 PAY PHONE |
| 8 CARGO | 13 MOBILE HOME | 18 SOCIAL CLUB |
| 9 CELLULAR PHONE | 14 MOBILE PHONE | 19 STORAGE |
| 10 DIGITAL DISPLAY PAGER | 15 MOTEL ROOM | 20 TELEFAX |

TABLE A-1
UNITED STATES DISTRICT COURTS

REPORT BY JUDGES OF COURT AUTHORIZED INTERCEPTS OF WIRE, ORAL, OR
ELECTRONIC COMMUNICATIONS PURSUANT TO TITLE 18 USC SEC 2519

A.O. NO.	AUTHORIZING OFFICIAL		OFFENSE SPECIFIED	INTERCEPT		DATE OF APPLICATION AND (AMENDMENT)	AUTHORIZED LENGTH		
	JUDGE	ATTORNEY GENERAL ¹		TYPE ²	PLACE ³		ORIGINAL ORDER (DAYS)	NUMBER OF EXTEN- SIONS	TOTAL LENGT, DAYS
TEXAS SOUTHERN (CONT.)									
337	LAKE	BUCKNAM	NARCOTICS	P	O9	10/07/91	30	1	60
338	VELA	BUCKNAM	NARCOTICS	P	SO9	10/15/91	30	1	60
TEXAS WESTERN									
339	HUDSPETH	MALONEY	NARCOTICS	P	SB	11/30/90	30	1	60
340	HUDSPETH	MUELLER	NARCOTICS	M	R	01/09/91	30	-	3
341	HUDSPETH	RICHARD	NARCOTICS	P	A	01/09/91	30	-	3
342	HUDSPETH	RICHARD	NARCOTICS	M	B	01/09/91	30	-	3
343	HUDSPETH	MALONEY	NARCOTICS	P	S	01/11/91	30	-	3
344	BUNTON	RICHARD	NARCOTICS	P	S	07/03/91	30	1	6
345	HUDSPETH	RICHARD	NARCOTICS	P	BO9	07/23/91	30	1	6
346	HUDSPETH	MUELLER	NARCOTICS	P	RO9	08/17/91	30	1	6
347	HUDSPETH	BUCKNAM	NARCOTICS	P	O9	09/24/91	30	-	3
348	GARCIA	MALONEY	NARCOTICS	P	S	09/25/91	30	1	6
349	HUDSPETH	BUCKNAM	NARCOTICS	P	BO9	10/16/91	30	1	6
VIRGINIA EASTERN									
**350	BRYAN	RICHARD	NARCOTICS	P	S	10/11/90	30	-	3
351	WILLIAMS	BUCKNAM	NARCOTICS	P	BO9	09/24/91	30	2	6
352	CATHERIS	MALONEY	NARCOTICS	P	A	10/08/91	30	1	6

¹ THE ATTORNEY GENERAL OR DESIGNEE AUTHORIZED THE FILING OF THE REPORTED APPLICATION UNDER PROVISIONS OF TITLE 18, U.S.C. SECTION 2516.

² TYPE: P=PHONE WIRE; M=MICROPHONE-EAVESDROP; E=ELECTRONIC; NR=NOT REPORTED; O=OTHER

³ PLACE: S=SINGLE FAMILY DWELLING; A=APARTMENT; M=MULTIPLE DWELLING; B=BUSINESS; R=ROVING; O=OTHER

⁴ NI IN THIS COLUMN INDICATES NEVER INSTALLED

⁵ MOTIONS: G=GRANTED; D=DENIED; P=PENDING

* THIS WIRETAP WAS TERMINATED DURING 1989, BUT WAS NOT REPORTED AT THAT TIME BECAUSE IT WAS PART OF AN ONGOING INVESTIGATION.

** THIS WIRETAP WAS TERMINATED DURING 1990, BUT WAS NOT REPORTED AT THAT TIME BECAUSE IT WAS PART OF AN ONGOING INVESTIGATION.

REPORT BY PROSECUTORS OF COURT AUTHORIZED INTERCEPTS OF WIRE, ORAL, OR
ELECTRONIC COMMUNICATIONS PURSUANT TO TITLE 18 USC SEC 2519

A.O. NO.	NUMBER OF DAYS IN OPER- ATION ⁴	AVERAGE INTER- CEPTS PER DAY	NUMBER OF			COSTS		NUMBER OF				PER- SONS CON- VICTED	
			PERSONS INTER- CEPTED	INTER- CEPTS	INCRIM- INATING INTER- CEPTS	TOTAL COST \$	OTHER THAN MANPOWER \$	AR- REST	TRIALS	MOTIONS TO SUPPRESS INTER- CEPTS ⁵			
										G	D		P
TEXAS SOUTHERN (CONT.)													
337	29	16	58	474	123	25,960	832	-	-	-	-	-	
338	46	50	87	2,324	62	50,000	24,000	-	-	-	-	-	
TEXAS WESTERN													
339	60	30	100	1,815	130	366,600	30,000	13	-	-	-	-	
340	30	1	8	30	-	RELATED TO NO. 339						-	
341	30	7	15	219	8	RELATED TO NO. 339						-	
342	30	11	10	336	20	RELATED TO NO. 339						-	
343	28	57	150	1,608	121	RELATED TO NO. 339						-	
344	39	9	169	350	85	49,248	2,904	11	-	-	-	4	
345	44	135	132	5,961	402	89,609	4,975	-	-	-	-	-	
346	39	72	60	2,809	275	60,386	1,800	-	-	-	-	-	
347	29	37	35	1,078	131	30,168	890	-	-	-	-	-	
348	35	31	29	1,089	27	79,447	10,831	-	-	-	-	-	
349	32	96	58	3,075	311	32,104	1,415	-	-	-	-	-	
VIRGINIA EASTERN													
**350	30	28	94	845	74	33,584	4,372	8	-	-	-	-	
351	74	97	165	7,195	156	65,918	2,000	-	-	-	-	-	
352	45	39	80	1,772	43	75,097	-	-	-	-	-	-	

- | | | |
|--------------------------|-----------------|-----------------|
| 6 AUTOMOBILE | 11 HOTEL ROOM | 16 PEN REGISTER |
| 7 BAR | 12 JAIL | 17 PAY PHONE |
| 8 CARGO | 13 MOBILE HOME | 18 SOCIAL CLUB |
| 9 CELLULAR PHONE | 14 MOBILE PHONE | 19 STORAGE |
| 10 DIGITAL DISPLAY PAGER | 15 MOTEL ROOM | 20 TELEFAX |

TABLE A-1
UNITED STATES DISTRICT COURTS

REPORT BY JUDGES OF COURT AUTHORIZED INTERCEPTS OF WIRE, ORAL, OR
ELECTRONIC COMMUNICATIONS PURSUANT TO TITLE 18 USC SEC 2519

A.O. NO.	AUTHORIZING OFFICIAL		OFFENSE SPECIFIED	INTERCEPT		DATE OF APPLICATION AND (AMENDMENT)	AUTHORIZED LENGTH		
	JUDGE	ATTORNEY GENERAL ¹		TYPE ²	PLACE ³		ORIGINAL ORDER (DAYS)	NUMBER OF EXTEN- SIONS	TOTAL LENGT. DAYS
VIRGINIA WESTERN									
**353	TURK	RICHARD	NARCOTICS	P	S	10/15/90	30	-	30
WASHINGTON WESTERN									
354	COUGHENOUR	BUCKNAM	MURDER	P	S	04/11/91	30	1	60
355	COUGHENOUR	BUCKNAM	MURDER	M	S	05/22/91	30	-	30
WISCONSIN EASTERN									
356	WARREN	RICHARD	NARCOTICS	P	S	10/02/91	30	-	30

¹ THE ATTORNEY GENERAL OR DESIGNEE AUTHORIZED THE FILING OF THE REPORTED APPLICATION UNDER PROVISIONS OF TITLE 18, U.S.C. SECTION 2516.

² TYPE: P=PHONE WIRE; M=MICROPHONE-EAVESDROP; E=ELECTRONIC; NR=NOT REPORTED; O=OTHER

³ PLACE: S=SINGLE FAMILY DWELLING; A=APARTMENT; M=MULTIPLE DWELLING; B=BUSINESS; R=ROVING; O=OTHER

⁴ NI IN THIS COLUMN INDICATES NEVER INSTALLED

⁵ MOTIONS: G=GRANTED; D=DENIED; P=PENDING

* THIS WIRETAP WAS TERMINATED DURING 1988, BUT WAS NOT REPORTED AT THAT TIME BECAUSE IT WAS PART OF AN ONGOING INVESTIGATION.

** THIS WIRETAP WAS TERMINATED DURING 1990, BUT WAS NOT REPORTED AT THAT TIME BECAUSE IT WAS PART OF AN ONGOING INVESTIGATION.

REPORT BY PROSECUTORS OF COURT AUTHORIZED INTERCEPTS OF WIRE, ORAL, OR
ELECTRONIC COMMUNICATIONS PURSUANT TO TITLE 18 USC SEC 2519

A.O. NO.	NUMBER OF DAYS IN OPER- ATION ⁴	AVERAGE INTER- CEPTS PER DAY	NUMBER OF			COSTS		NUMBER OF					
			PERSONS INTER- CEPTED	INTER- CEPTS	INCRIM- INATING INTER- CEPTS	TOTAL COST \$	OTHER THAN MANPOWER \$	AR- REST	TRIALS	MOTIONS TO SUPPRESS INTER- CEPTS ⁵			PER- SONS CON- VICTED
										G	D	P	
VIRGINIA WESTERN													
**353	30	14	60	407	39	RELATED TO NO. 352						(VIRGINIA, EASTERN)	
WASHINGTON WESTERN													
354	60	27	60	1,594	266	77,999	3,109	-	-	-	-	-	
355	30	36	6	1,078	193	34,823	1,727	-	-	-	-	-	
WISCONSIN EASTERN													
356	30	54	75	1,624	131	68,501	172	-	-	-	-	-	

- | | | |
|--------------------------|-----------------|-----------------|
| 6 AUTOMOBILE | 11 HOTEL ROOM | 16 PEN REGISTER |
| 7 BAR | 12 JAIL | 17 PAY PHONE |
| 8 CARGO | 13 MOBILE HOME | 18 SOCIAL CLUB |
| 9 CELLULAR PHONE | 14 MOBILE PHONE | 19 STORAGE |
| 10 DIGITAL DISPLAY PAGER | 15 MOTEL ROOM | 20 TELEFAX |

Table A-2

**SUPPLEMENTARY REPORT BY PROSECUTORS
FOR INTERCEPTS TERMINATED IN CALENDAR YEAR 1984
AS OF DECEMBER 31, 1991**

U.S. District Court	A.O. Report Number in 1984 Report	Date of Application	Additional Activity During Calendar Year 1991						Persons Convicted	Offense for which Convicted
			Cost \$	Persons Arrested	Trials Completed	Motions to Suppress Intercepts*				
						G	D	P		
Massachusetts	98	01/16/84	-	-	-	-	-	-	3	Racketeering

MOTIONS: G=GRANTED; D=DENIED; P=PENDING

Table A-2

**SUPPLEMENTARY REPORT BY PROSECUTORS
FOR INTERCEPTS TERMINATED IN CALENDAR YEAR 1986
AS OF DECEMBER 31, 1991**

U.S. District Courts	A.O. Report Number in 1986 Report	Date of Application	Additional Activity During Calendar Year 1991							Offense for which Convicted
			Cost \$	Persons Arrested	Trials Completed	Motions to Suppress Intercepts*			Persons Convicted	
						G	D	P		
Connecticut	22	05/05/86	-	-	-	-	-	-	3	Fraud
Illinois, Northern	40	01/17/86	-	13	1	-	-	-	13	Gambling
	44	03/27/86	-	65	3	-	-	-	32	Racketeering
Massachusetts	71	09/17/85	-	-	1	-	3	-	12	Racketeering
	73	10/28/85	-	-	1	-	-	-	5	Racketeering
Michigan, Eastern	77)	11/22/85	-	1	2	4	51	-	7	Narcotics
	85)	05/15/86	-	-	-	-	-	-	-	-
Nevada	103	11/04/85	-	2	1	-	-	-	2	Conspiracy
New Jersey	106	09/06/85	-	2	1	-	-	-	2	Fraud
Pennsylvania, Eastern	210	05/10/86	-	2	1	-	-	-	2	Racketeering

*MOTIONS: G=GRANTED; D=DENIED; P=PENDING

Table A-2

**SUPPLEMENTARY REPORT BY PROSECUTORS
FOR INTERCEPTS TERMINATED IN CALENDAR YEAR 1987
AS OF DECEMBER 31, 1991**

U.S. District Courts	A.O. Report Number in 1987 Report	Date of Application	Additional Activity During Calendar Year 1991						Persons Convicted	Offense for which Convicted
			Cost \$	Persons Arrested	Trials Completed	Motions to Suppress Intercepts*				
						G	D	P		
Alabama, Northern	1	09/29/87	-	-	2	-	-	-	2	Inter. Transp. Stolen Prop.
District of Columbia	48	05/02/86	-	-	4	-	-	4	-	-
	51	03/06/87	-	-	1	-	-	-	-	-
Maryland	102	08/18/87	-	1	1	-	-	-	2	Narcotics
Missouri, Eastern	118	12/09/86	-	-	-	-	-	-	1	Narcotics
New York, Northern	139	04/22/87	-	2	-	-	-	-	3	Racketeering
New York, Western	187	11/09/86	-	1	-	-	-	-	1	Murder
Oklahoma, Western	201	03/03/87	-	1	-	-	-	-	8	Narcotics
Virginia, Western	232	01/16/87	-	-	-	-	-	-	2	Fraud

*MOTIONS: G=GRANTED; D=DENIED; P=PENDING

Table A-2

**SUPPLEMENTARY REPORT BY PROSECUTORS
FOR INTERCEPTS TERMINATED IN CALENDAR YEAR 1988
AS OF DECEMBER 31, 1991**

U.S. District Court	A.O. Report Number in 1988 Report	Date of Application	Additional Activity During Calendar Year 1991						Persons Convicted	Offense for which Convicted
			Cost \$	Persons Arrested	Trials Completed	Motions to Suppress Intercepts*				
						G	D	P		
Alabama, Northern	3	10/18/88	-	2	2	-	-	-	2	Racketeering
Alabama, Southern	5	09/26/88	-	15	2	-	-	-	12	Narcotics
	6	10/20/88	-	-	-	-	-	-	-	-
Arizona	8	09/02/87	-	1	-	-	-	-	-	-
	12	12/09/87	-	-	-	-	-	-	-	-
	13	07/01/88	-	1	-	-	-	-	1	Narcotics
	14	08/12/88	-	-	-	-	-	-	-	-
California, Southern	39	01/26/88	-	1	-	-	-	-	-	-
Colorado	46	10/21/88	-	1	-	-	-	-	1	Narcotics
District of Columbia	50	03/31/87	-	-	-	-	-	-	4	Bribery
	51	06/22/87	-	-	-	-	-	-	1	Bribery
	52	07/27/87	-	-	1	-	-	-	3	Bribery
Florida, Middle	62	05/10/88	-	-	-	-	-	-	1	Fraud
	63	05/23/88	-	3	1	-	-	-	6	Narcotics
	68	10/26/88	-	30	-	-	-	-	24	Narcotics
Illinois, Northern	103	08/31/88	-	-	1	-	-	-	2	Racketeering
Louisiana, Eastern	109	10/09/87	-	-	1	-	-	-	11	Racketeering
Michigan, Eastern	123)	10/19/87	-	20	-	-	-	-	-	-
	127)	11/21/87	-	-	-	-	-	-	-	-
	129	03/02/88	-	2	-	-	-	-	2	Narcotics
New Jersey	153	06/09/87	-	-	-	-	-	-	2	Racketeering
	156	10/05/87	-	-	-	-	-	-	2	Racketeering
New York, Western	220	02/22/88	-	1	-	-	-	-	-	-
	223	05/09/88	-	-	1	-	-	-	26	Narcotics
	224	05/27/88	-	-	-	-	-	-	1	Perjury
	225	06/24/88	-	-	2	-	-	-	5	Narcotics

*MOTIONS: G=GRANTED; D=DENIED; P=PENDING

Table A-2

**SUPPLEMENTARY REPORT BY PROSECUTORS
FOR INTERCEPTS TERMINATED IN CALENDAR YEAR 1988
AS OF DECEMBER 31, 1991**

U.S. District Court	A.O. Report Number in 1988 Report	Date of Application	Additional Activity During Calendar Year 1991							
			Cost \$	Persons Arrested	Trials Completed	Motions to Suppress Intercepts*			Persons Convicted	Offense for which Convicted
						G	D	P		
North Carolina, Western	226	08/03/88	-	26	1	-	-	3	26	Narcotics
Oregon	232	05/03/88	-	-	2	-	1	-	14	Narcotics
South Carolina	253	07/15/88	-	3	-	-	-	-	-	-
Virginia, Eastern	285	10/28/87	-	-	-	-	-	-	1	Racketeering
	290	04/25/88	-	-	-	-	-	-	1	Bribery
	291	04/25/88	-	-	-	-	-	-	1	Bribery

*MOTIONS: G=GRANTED; D=DENIED; P=PENDING

Table A-2

**SUPPLEMENTARY REPORT BY PROSECUTORS
FOR INTERCEPTS TERMINATED IN CALENDAR YEAR 1989
AS OF DECEMBER 31, 1991**

U.S. District Court	A.O. Report Number in 1989 Report	Date of Application	Additional Activity During Calendar Year 1991						Persons Convicted	Offense for which Convicted
			Cost \$	Persons Arrested	Trials Com- pleted	Motions to Suppress Intercepts*				
						G	D	P		
Alabama, Northern	1	11/23/88	-	1	-	-	-	-	20	Narcotics
	4	05/31/89	-	-	2	-	-	-	7	Gambling
Arizona	8	02/13/89	-	-	1	-	-	-	5	Destruction of Govt. Prop.
California, Northern	12	01/15/88	-	-	-	-	-	-	1	Narcotics
California, Eastern	22	02/01/89	-	-	-	-	-	-	1	Narcotics
California, Central	35)	08/30/89	-	5	1	-	-	-	5	Fraud
	36)	08/30/89	-	-	-	-	-	-	-	-
California, Southern	37)	07/09/87	-	3	1	-	-	-	3	Racketeering
	38)	02/17/89	-	-	-	-	-	-	-	-
	39)	01/27/89	-	-	-	-	-	-	-	-
Connecticut	47	06/12/89	-	-	1	-	-	-	15	Murder
Illinois, Northern	92	03/22/89	-	22	3	-	-	-	20	Narcotics
Indiana, Southern	106	04/03/89	-	-	-	-	-	-	1	Narcotics
Louisiana, Eastern	116	11/28/88	-	-	-	-	-	-	10	Gambling
Maryland	123	12/06/88	-	30	-	-	-	-	21	Narcotics
	125	01/03/89	-	30	-	-	-	-	30	Narcotics
	128	03/17/89	-	32	-	-	-	-	32	Narcotics
Michigan, Eastern	148	05/16/89	-	9	-	-	-	-	28	Narcotics
	150	06/14/89	-	2	11	-	-	-	12	Narcotics
Mississippi, Northern	154	06/09/89	-	-	-	-	-	-	1	Fraud
Nevada	166	04/24/89	-	-	-	-	-	-	2	Narcotics
New Jersey	180	11/18/89	-	15	5	-	-	-	15	\$Laundering

*MOTIONS: G=GRANTED; D=DENIED; P=PENDING

Table A-2

**SUPPLEMENTARY REPORT BY PROSECUTORS
FOR INTERCEPTS TERMINATED IN CALENDAR YEAR 1989
AS OF DECEMBER 31, 1991**

U.S. District Court	A.O. Report Number in 1989 Report	Date of Application	Additional Activity During Calendar Year 1991							Persons Convicted	Offense for which Convicted
			Cost \$	Persons Arrested	Trials Completed	Motions to Suppress Intercepts*					
						G	D	P			
Ohio, Northern	230	11/02/88	-	18	-	-	-	-	16	Narcotics	
	231	01/12/89	-	-	-	-	-	-	-	-	
	232	03/15/89	-	-	-	-	1	-	1	Narcotics	
	236	07/18/89	-	-	-	-	-	-	2	Narcotics	
South Carolina	256	07/17/89	-	-	-	-	-	-	2	Narcotics	
Tennessee, Eastern	258)	01/21/89	-	1	-	-	-	-	1	Narcotics	
	259)	03/02/89									
Texas, Northern	262)	08/09/88	-	29	-	-	-	-	-	-	
	263)	08/19/88									
	264)	09/09/88									
	265)	01/31/89									
	266)	05/05/89									
	267)	06/21/89									
	268)	08/20/89									
Texas, Eastern	269)	12/05/88	Related to 262 (Tx, N)			-	-	-	-	-	
	270)	01/19/89									
Texas, Western	271	05/12/89	-	-	-	-	-	-	54	Narcotics	
	283	03/20/89	-	-	1	-	-	-	14	Narcotics	
	286	09/01/89	-	-	1	-	-	-	1	Narcotics	
Utah	290	08/09/89	-	-	-	-	-	-	2	Fraud	
Virginia, Eastern	298	05/02/89	-	-	2	-	-	-	13	Narcotics	
Wisconsin, Eastern	308	03/08/89	-	-	-	-	-	-	1	Gambling	
	310	06/05/89	-	40	1	-	-	-	16	Narcotics	

*MOTIONS: G=GRANTED; D=DENIED; P=PENDING

Table A-2

**SUPPLEMENTARY REPORT BY PROSECUTORS
FOR INTERCEPTS TERMINATED IN CALENDAR YEAR 1990
AS OF DECEMBER 31, 1991**

U.S. District Court	A.O. Report Number in 1990 Report	Date of Application	Additional Activity During Calendar Year 1991						Persons Convicted	Offense for which Convicted
			Cost \$	Persons Arrested	Trials Completed	Motions to Suppress Intercepts*				
						G	D	P		
Arizona	1	05/23/90	-	-	-	16	16	-	14	Narcotics
Arkansas	5	11/20/90	3,000	5	-	-	-	-	5	Narcotics
	6	05/10/90	-	-	-	-	-	-	2	Narcotics
	7	06/08/89	-	-	-	-	-	-	2	Narcotics
California, Central	11	07/06/89	-	-	2	-	-	-	17	Narcotics
	12	06/13/90	-	-	1	-	-	-	5	Narcotics
	13	06/14/90	-	-	-	-	4	1	7	Narcotics
California, Southern	20	07/26/90	-	5	-	-	-	-	-	-
	21	10/30/90	-	-	-	-	-	-	-	-
Colorado	22	12/04/89	-	3	1	-	11	-	3	Narcotics
	23	12/04/89	-	-	-	-	-	-	-	-
	25	07/12/90	-	20	-	-	-	-	18	Narcotics
	26	08/21/90	-	-	-	-	-	-	-	-
	27	10/25/90	-	-	-	-	-	-	-	-
	28	11/09/90	-	-	-	-	-	-	-	-
Florida, Southern	42	07/25/90	-	-	1	-	-	-	10	Narcotics
Illinois, Northern	51	03/16/89	-	1	-	-	-	-	-	-
	52	06/19/89	-	-	-	-	-	-	-	-
	54	03/12/90	-	4	-	-	-	-	-	-
Louisiana, Eastern	66	01/23/90	-	-	-	-	-	-	9	Gambling
	74	06/01/90	-	-	1	-	-	-	2	Corruption
Louisiana, Middle	77	05/10/90	-	-	-	-	-	4	Gambling	
Massachusetts	106	06/27/90	-	5	-	-	-	-	3	Racketeering
	112	06/06/90	-	19	-	-	-	-	-	-
Michigan, Eastern	117	06/01/90	-	7	-	-	-	-	-	-
Missouri, Eastern	124	12/27/89	-	17	-	-	-	-	-	-

*MOTIONS: G=GRANTED; D=DENIED; P=PENDING

Table A-2

**SUPPLEMENTARY REPORT BY PROSECUTORS
FOR INTERCEPTS TERMINATED IN CALENDAR YEAR 1990
AS OF DECEMBER 31, 1991**

U.S. District Court	A.O. Report Number in 1990 Report	Date of Application	Additional Activities During Calendar Year 1991						Offense for which Convicted	
			Cost \$	Persons Arrested	Trials Com- pleted	Motions to Suppress Intercepts*				Persons Convicted
						G	D	P		
Missouri, Western	127	02/12/90	-	10	1	-	8	-	7	Narcotics
	128	04/04/90	-	-	-	-	-	-	-	-
	129	08/01/90	-	6	-	-	-	-	-	-
Nebraska	130	08/03/90	-	11	-	-	-	-	-	-
Nevada	136	05/23/90	-	28	-	-	-	-	-	-
New Jersey	143	05/25/90	-	21	-	-	-	-	-	-
	148	01/10/90	-	-	-	-	-	-	15	\$Laundering
New Mexico	159	02/28/90	-	-	1	-	-	-	1	Narcotics
New York, Eastern	162	03/30/88	-	-	1	-	1	-	1	Narcotics
	164	08/05/88	-	14	-	-	-	-	-	-
	165	09/16/88	-	-	-	-	-	-	3	Narcotics
	167	10/21/88	-	-	1	-	1	-	1	Narcotics
	175	11/06/89	-	-	3	-	-	-	7	Racketeering
	182	04/13/90	-	4	-	-	-	-	4	Narcotics
New York, Southern	198	01/27/88	-	-	1	-	1	-	1	Narcotics
	199	02/16/88	-	-	-	-	1	-	2	Narcotics
	201	04/27/89	-	3	-	-	-	1	1	Bribery
	204	06/22/89	-	2	-	-	-	-	-	-
	207	09/25/89	-	4	-	-	1	-	1	Contempt
	208	10/27/89	-	1	-	-	-	-	-	-
	213	12/08/89	-	-	5	-	-	-	5	Narcotics
	218	01/02/90	-	1	-	-	-	-	3	Narcotics
	219	01/05/90	-	4	1	-	-	-	9	Narcotics
	220	01/12/90	150	1	-	-	-	-	-	-
	225	03/06/90	-	21	1	-	1	-	14	Narcotics
	232	05/04/90	-	1	-	-	-	-	-	-
	238	05/31/90	-	38	-	-	-	-	-	-
239	05/31/90	-	7	-	-	-	-	-	-	

*MOTIONS: G=GRANTED; D=DENIED; P=PENDING

Table A-2

**SUPPLEMENTARY REPORT BY PROSECUTORS
FOR INTERCEPTS TERMINATED IN CALENDAR YEAR 1990
AS OF DECEMBER 31, 1991**

U.S. District Court	A.O. Report Number in 1990 Report	Date of Application	Additional Activity During Calendar Year 1991						Persons Convicted	Offense for which Convicted
			Cost \$	Persons Arrested	Trials Completed	Motions to Suppress Intercepts*				
						G	D	P		
New York, Western	248	10/06/89	-	8	-	-	-	-	1	Narcotics
	254	03/03/90	Related to No. 248			-	-	-	-	-
	249	11/13/89	-	-	-	-	-	-	11	Gambling
	251	12/06/89	-	5	-	-	-	-	-	-
	252	12/29/89	-	-	-	-	-	-	5	Gambling
Ohio, Northern	260	02/15/90	-	1	-	-	-	-	-	-
	261	04/11/89	-	-	-	-	-	-	-	-
	265	12/11/89	-	-	-	-	-	-	12	Narcotics
	266	12/13/89	-	2	-	-	2	-	1	Narcotics
	269	01/18/90	-	19	-	-	-	-	-	-
	274	10/12/90	-	12	-	-	2	10	9	Narcotics
	277	11/16/90	Related to No. 274			-	-	-	-	-
	276	11/09/90	-	9	-	-	-	-	9	Narcotics
	278	11/16/90	345	4	-	-	2	-	-	-
	284	11/26/90	700	-	-	-	-	-	-	-
Oregon	284	11/26/90	700	-	-	-	-	-	-	-
Pennsylvania, Eastern	285	02/20/90	-	-	-	-	-	-	2	Bribery
Pennsylvania, Middle	292	03/16/90	-	-	1	-	-	-	6	Narcotics
Texas, Northern	305	08/17/90	-	11	1	-	2	-	11	Narcotics
Texas, Southern	312	07/11/90	-	20	-	-	22	-	10	Narcotics
	314	09/24/90	-	5	-	-	-	-	-	-

*MOTIONS: G=GRANTED; D=DENIED; P=PENDING

TABLE B-1
STATE ARIZONA

REPORT BY JUDGES OF COURT AUTHORIZED INTERCEPTS OF WIRE, ORAL, OR
ELECTRONIC COMMUNICATIONS PURSUANT TO TITLE 18 USC SEC 2519

A.O. NO.	AUTHORIZING OFFICIAL		OFFENSE SPECIFIED	INTERCEPT		DATE OF APPLICATION AND (AMENDMENT)	AUTHORIZED LENGTH		
	JUDGE	PROSECUTOR		TYPE1	PLACE2		ORIGINAL ORDER (DAYS)	NUMBER OF EXTEN- SIONS	TOTAL LENGTH DAYS
MARICOPA COUNTY									
*2	ELLIS	ROMLEY	NARCOTICS	P	AM	11/08/90	30	-	30
1	ELLIS	ROMLEY	NARCOTICS	P	SB	01/18/91	30	-	30
2	ELLIS	ROMLEY	NARCOTICS	P	O13	03/27/91	30	-	30
3	ELLIS	ROMLEY	NARCOTICS	P	SAB	08/13/91	30	2	90
YUMA COUNTY									
1	HELM	ELLSWORTH	NARCOTICS	P	S	10/03/91	30	1	57
2	HELM	ELLSWORTH	NARCOTICS	PME	S	10/03/91	30	1	57
3	HELM	ELLSWORTH	NARCOTICS	P	O14	11/04/91 (11/06/91)	27	-	27

1 TYPE: P=PHONE WIRE; M=MICROPHONE-EAVESDROP; NA=NOT AVAILABLE; NR=NOT REPORTED; O=OTHER
 2 PLACE: S=SINGLE FAMILY DWELLING; A=APARTMENT; M=MULTIPLE DWELLING; B=BUSINESS; R=ROVING; O=OTHER
 3 NI IN THIS COLUMN INDICATES NEVER INSTALLED
 4 MOTIONS: G=GRANTED; D=DENIED; P=PENDING
 * THIS WIRETAP WAS TERMINATED DURING 1989. INFORMATION ABOUT THIS WIRETAP IS CONTAINED IN SUMMARY TABLE 8.
 ** THIS WIRETAP WAS TERMINATED DURING 1990. INFORMATION ABOUT THIS WIRETAP IS CONTAINED IN SUMMARY TABLE 8.

REPORT BY PROSECUTORS OF COURT AUTHORIZED INTERCEPTS OF WIRE, ORAL, OR
ELECTRONIC COMMUNICATIONS PURSUANT TO TITLE 18 USC SEC 2519

A.O. NO.	NUMBER OF DAYS IN OPER- ATION ³	AVERAGE INTER- CEPTS PER DAY	NUMBER OF			COSTS		NUMBER OF			PER- SONS CON- VICTED		
			PERSONS INTER- CEPTED	INTER- CEPTS	INCRIM- INATING INTER- CEPTS	TOTAL COST \$	OTHER THAN MANPOWER \$	AR- REST	TRIALS	MOTIONS TO SUPPRESS INTER- CEPTS ⁴			
										G		D	P
MARICOPA COUNTY													
*2	21	22	30	465	52	9,447	-	19	-	-	-	16	
1	30	120	56	3,600	900	120,500	500	-	-	-	-	-	
2	29	120	80	3,500	900	110,000	30,000	45	-	-	-	15	
3	72	137	150	9,898	2,388	244,850	8,800	-	-	-	-	-	
YUMA COUNTY													
1	57	23	18	1,322	89	61,100	12,500	11	-	-	-	11	
2	57	41	76	2,344	422	110,430	30,950	RELATED TO NO. 1			-		
3	27	1	8	10	10	26,470	11,710	RELATED TO NO. 1			-		

5 AUTOMOBILE/VAN
6 CELLULAR PHONE
7 CLOSED CIRCUIT TV
8 DIGITAL DISPLAY PAGER
9 HOTEL ROOM

10 MOBILE HOME/TRAILER
11 PEN REGISTER
12 MOBILE PHONE
13 PRISONER/JAIL
14 PAY PHONE

15 SOCIAL CLUB
16 TELEFAX
17 GARAGE
18 COUNTY GOVERNMENT BUILDING
19 LAW OFFICE

TABLE B-1
STATE COLORADO

REPORT BY JUDGES OF COURT AUTHORIZED INTERCEPTS OF WIRE, ORAL, OR
ELECTRONIC COMMUNICATIONS PURSUANT TO TITLE 18 USC SEC 2519

A.O. NO.	AUTHORIZING OFFICIAL		OFFENSE SPECIFIED	INTERCEPT		DATE OF APPLICATION AND (AMENDMENT)	AUTHORIZED LENGTH		
	JUDGE	PROSECUTOR		TYPE1	PLACE2		ORIGINAL ORDER (DAYS)	NUMBER OF EXTEN- SIONS	TOTAL LENGTH DAYS
MESA	COUNTY								
1	BUSS	ERKENBRACK	NARCOTICS	P	S	01/08/91	30	-	30
2	BUSS	ERKENBRACK	NARCOTICS	M	B	01/08/91	30	-	30
3	BUSS	ERKENBRACK	NARCOTICS	P	B	01/08/91	30	-	30
4	BUSS	ERKENBRACK	NARCOTICS	P	S	01/08/91	30	-	30
5	BUSS	ERKENBRACK	NARCOTICS	P	B	01/25/91	30	-	30

1 TYPE: P=PHONE WIRE; M=MICROPHONE-EAVESDROP; E=ELECTRONIC; NA=NOT AVAILABLE; NR=NOT REPORTED; O=OTHER
 2 PLACE: S=SINGLE FAMILY DWELLING; A=APARTMENT; M=MULTIPLE DWELLING; B=BUSINESS; R=ROVING; O=OTHER
 3 NI IN THIS COLUMN INDICATES NEVER INSTALLED
 4 MOTIONS: G=GRANTED; D=DENIED; P=PENDING
 * THIS WIRETAP WAS TERMINATED DURING 1989. INFORMATION ABOUT THIS WIRETAP IS CONTAINED IN SUMMARY TABLE 8.
 ** THIS WIRETAP WAS TERMINATED DURING 1990. INFORMATION ABOUT THIS WIRETAP IS CONTAINED IN SUMMARY TABLE 8.

REPORT BY PROSECUTORS OF COURT AUTHORIZED INTERCEPTS OF WIRE, ORAL, OR ELECTRONIC COMMUNICATIONS PURSUANT TO TITLE 18 USC SEC 2519

A.O. NO.	NUMBER OF DAYS IN OPERATIONS	AVERAGE INTERCEPTS PER DAY	NUMBER OF			COSTS		ARREST	TRIALS	MOTIONS TO SUPPRESS INTERCEPTS ⁴			PERSONS CONVICTED
			PERSONS INTERCEPTED	INTERCEPTS	INCRIMINATING INTERCEPTS	TOTAL COST \$	OTHER THAN MANPOWER \$			G	D	P	
MESA COUNTY													
1	29	34	2,212	983	19	57,800	6,500	23	1	-	1	2	21
2	28	19	546	543	191	RELATED TO NO. 1							
3	19	29	1,244	553	25	RELATED TO NO. 1							
4	30	63	4,273	1,899	63	RELATED TO NO. 1							
5	13	44	1,300	578	194	RELATED TO NO. 1							

- 5 AUTOMOBILE/VAN
- 6 CELLULAR PHONE
- 7 CLOSED CIRCUIT TV
- 8 DIGITAL DISPLAY PAGER
- 9 HOTEL ROOM
- 10 MOBILE HOME/TRAILER
- 11 PEN REGISTER
- 12 MOBILE PHONE
- 13 PRISONER/JAIL
- 14 PAY PHONE
- 15 SOCIAL CLUB
- 16 TELEFAX
- 17 GARAGE
- 18 COUNTY GOVERNMENT BUILDING
- 19 LAW OFFICE

TABLE B-1
STATE CONNECTICUT

REPORT BY JUDGES OF COURT AUTHORIZED INTERCEPTS OF WIRE, ORAL, OR
ELECTRONIC COMMUNICATIONS PURSUANT TO TITLE 18 USC SEC 2510

A.O. NO.	AUTHORIZING OFFICIAL		OFFENSE SPECIFIED	INTERCEPT		DATE OF APPLICATION AND (AMENDMENT)	AUTHORIZED LENGTH		
	JUDGE	PROSECUTOR		TYPE1	PLACE2		ORIGINAL ORDER (DAYS)	NUMBER OF EXTEN- SIONS	TOTAL LENGTH DAYS
FAIRFIELD COUNTY									
1	CORRIGAN	BROWNE	GAMBLING	P	O14	01/16/91	26	-	15
2	KLINE	FLANAGAN	NARCOTICS	P	S	03/18/91	15	-	15
HARTFORD COUNTY									
1	KLINE	BAILEY	NARCOTICS	P	S	03/07/91	15	1	30
2	KLINE	BAILEY	NARCOTICS	P	S	03/18/91	15	-	15
3	KLINE	BAILEY	NARCOTICS	P	S	09/16/91	15	-	15
4	KLINE	BAILEY	NARCOTICS	P	S	09/16/91	15	-	15
5	KLINE	BAILEY	NARCOTICS	P	B	09/23/91	15	-	15
6	KLINE	BAILEY	GAMBLING	P	S	12/16/91	15	-	15

1 TYPE: P=PHONE WIRE; M=MICROPHONE-EAVESDROP; NA=NOT AVAILABLE; NR=NOT REPORTED; O=OTHER

2 PLACE: S=SINGLE FAMILY DWELLING; A=APARTMENT; M=MULTIPLE DWELLING; B=BUSINESS; R=ROVING; O=OTHER

3 NI IN THIS COLUMN INDICATES NEVER INSTALLED

4 MOTIONS: G=GRANTED; D=DENIED; P=PENDING

* THIS WIRETAP WAS TERMINATED DURING 1989. INFORMATION ABOUT THIS WIRETAP IS CONTAINED IN SUMMARY TABLE 8.

** THIS WIRETAP WAS TERMINATED DURING 1990. INFORMATION ABOUT THIS WIRETAP IS CONTAINED IN SUMMARY TABLE 8.

REPORT BY PROSECUTORS OF COURT AUTHORIZED INTERCEPTS OF WIRE, ORAL, OR
ELECTRONIC COMMUNICATIONS PURSUANT TO TITLE 18 USC SEC 2519

A.O. NO.	NUMBER OF DAYS IN OPER- ATION ³	AVERAGE INTER- CEPTS PER DAY	NUMBER OF			COSTS		AR- REST	TRIALS	MOTIONS TO SUPPRESS INTER- CEPTS ⁴			PER- SONS CON- VICTED
			PERSONS INTER- CEPTED	INTER- CEPTS	INCRIM- INATING INTER- CEPTS	TOTAL COST \$	OTHER THAN MANPOWER \$			G	D	P	
FAIRFIELD COUNTY													
1	NO PROSECUTOR'S REPORT												
2	NO PROSECUTOR'S REPORT												
HARTFORD COUNTY													
1	NO PROSECUTOR'S REPORT												
2	NO PROSECUTOR'S REPORT												
3	13	6	77	77	18	400	400	-	-	-	-	-	
4	15	4	115	61	61	400	400	-	-	-	-	-	
5	15	7	99	102	5	400	400	-	-	-	-	-	
6	4	25	32	99	61	2,725	400	-	-	-	-	-	

- | | | |
|-------------------------|------------------------|-------------------------------|
| 5 AUTOMOBILE/VAN | 10 MOBILE HOME/TRAILER | 15 SOCIAL CLUB |
| 6 CELLULAR PHONE | 11 PEN REGISTER | 16 TELEFAX |
| 7 CLOSED CIRCUIT TV | 12 MOBILE PHONE | 17 GARAGE |
| 8 DIGITAL DISPLAY PAGER | 13 PRISONER/JAIL | 18 COUNTY GOVERNMENT BUILDING |
| 9 HOTEL ROOM | 14 PAY PHONE | 19 LAW OFFICE |

TABLE B-1
STATE FLORIDA

REPORT BY JUDGES OF COURT AUTHORIZED INTERCEPTS OF WIRE, ORAL, OR
ELECTRONIC COMMUNICATIONS PURSUANT TO TITLE 18 USC SEC 2519

A.O. NO.	AUTHORIZING OFFICIAL		OFFENSE SPECIFIED	INTERCEPT		DATE OF APPLICATION AND (AMENDMENT)	AUTHORIZED LENGTH		
	JUDGE	PROSECUTOR		TYPE1	PLACE2		ORIGINAL ORDER (DAYS)	NUMBER OF EXTEN- SIONS	TOTAL LENGTH DAYS
SECOND JUDICIAL CIRCUIT (LEON COUNTY)									
1	PERSON	BUTTERWORTH	NARCOTICS	P	S	01/08/91	30	-	30
2	RYDER	BUTTERWORTH	NARCOTICS	P	O6	02/22/91	30	1	60
3	RYDER	BUTTERWORTH	NARCOTICS	P	S	02/22/91	30	-	30
4	RYDER	HINES	NARCOTICS	P	S	03/18/91	30	-	30
FOURTH JUDICIAL CIRCUIT (DUVAL)									
1	SLOUD	SHORSTEIN	NARCOTICS	PM	S	02/08/91	30	1	60
2	WEATHERBY	SHORSTEIN	NARCOTICS	P	S	02/13/91	30	-	30
3	SLOUD	SHORSTEIN	NARCOTICS	E	O5	03/08/91	30	-	30
4	BOWDEN	SHORSTEIN	NARCOTICS	P	A	03/17/91	30	-	30
5	BOWDEN	SHORSTEIN	NARCOTICS	P	A	03/17/91	30	-	30
6	WEATHERBY	SHORSTEIN	NARCOTICS	P	S	05/16/91	30	-	30
7	WEATHERBY	SHORSTEIN	NARCOTICS	P	S	08/08/91	30	-	30
8	WEATHERBY	SHORSTEIN	NARCOTICS	P	B	08/08/91	30	-	30
9	WEATHERBY	SHORSTEIN	MURDER	P	B	09/06/91	30	-	30
FIFTH JUDICIAL CIRCUIT (MARION COUNTY)									
**1	McNEAL	KING	RACKETEERING	P	S	05/14/90	30	-	30
NINTH JUDICIAL CIRCUIT (ORANGE)									
1	KOMANSKI	LAMAR	RACKETEERING	P	O10	02/04/91	30	-	30
2	CONRAD	LAMAR	\$LAUNDERING	PE	S	03/13/91	30	2	90

1 TYPE: P=PHONE WIRE; M=MICROPHONE-EAVESDROP; NA=NOT AVAILABLE; NR=NOT REPORTED; O=OTHER
2 PLACE: S=SINGLE FAMILY DWELLING; A=APARTMENT; M=MULTIPLE DWELLING; B=BUSINESS; R=ROVING; O=OTHER
3 NI IN THIS COLUMN INDICATES NEVER INSTALLED
4 MOTIONS: G=GRANTED; D=DENIED; P=PENDING
* THIS WIRETAP WAS TERMINATED DURING 1989. INFORMATION ABOUT THIS WIRETAP IS CONTAINED IN SUMMARY TABLE 8.
** THIS WIRETAP WAS TERMINATED DURING 1990. INFORMATION ABOUT THIS WIRETAP IS CONTAINED IN SUMMARY TABLE 8.

REPORT BY PROSECUTORS OF COURT AUTHORIZED INTERCEPTS OF WIRE, ORAL, OR
ELECTRONIC COMMUNICATIONS PURSUANT TO TITLE 18 USC SEC 2519

A.O. NO.	NUMBER OF DAYS IN OPER- ATION ³	AVERAGE INTER- CEPTS PER DAY	NUMBER OF			COSTS		NUMBER OF			PER- SONS CON- VICTED		
			PERSONS INTER- CEPTED	INTER- CEPTS	INCRIM- INATING INTER- CEPTS	TOTAL COST \$	OTHER THAN MANPOWER \$	AR- REST	TRIALS	MOTIONS TO SUPPRESS INTER- CEPTS ⁴			
										G		D	P
SECOND JUDICIAL CIRCUIT (LEON COUNTY)													
1	30	81	50	2,418	167	NR	-	-	-	-	-		
2	42	6	112	271	17	55,000	-	-	-	-	-		
3	25	26	112	664	63	RELATED TO NO. 2	-	-	-	-	-		
4	18	37	112	664	63	RELATED TO NO. 2	-	-	-	-	-		
FOURTH JUDICIAL CIRCUIT (DUVAL)													
1	34	29	34	1,000	120	NA	-	-	-	-	-		
2	30	32	NR	952	35	NA	-	-	-	-	-		
3	5	-	-	-	-	NA	-	-	-	-	-		
4	19	246	111	4,688	249	NR	-	RELATED TO NO. 5	-	-	-		
5	19	97	45	1,835	94	NA	-	15	-	-	15		
6	28	51	NR	1,433	277	20,000	-	-	-	-	-		
7	21	279	NR	5,863	115	NA	-	9	-	-	9		
8	30	189	NR	5,683	115	NA	-	RELATED TO NO. 7	-	-	-		
9	10	-	-	-	-	NA	-	-	-	-	-		
FIFTH JUDICIAL CIRCUIT (MARION COUNTY)													
**1	9	65	19	585	309	10,529	2,387	4	-	5	1		
NINTH JUDICIAL CIRCUIT (ORANGE)													
1	30	29	84	872	324	40,000	4,000	12	10	-	12		
2	80	41	250	3,293	2,111	65,000	5,000	-	-	-	-		

5 AUTOMOBILE/VAN	10 MOBILE HOME/TRAILER	15 SOCIAL CLUB
6 CELLULAR PHONE	11 PEN REGISTER	16 TELEFAX
7 CLOSED CIRCUIT TV	12 MOBILE PHONE	17 GARAGE
8 DIGITAL DISPLAY PAGER	13 PRISONER/JAIL	18 COUNTY GOVERNMENT BUILDING
9 HOTEL ROOM	14 PAY PHONE	19 LAW OFFICE

TABLE B-1
STATE FLORIDA

REPORT BY JUDGES OF COURT AUTHORIZED INTERCEPTS OF WIRE, ORAL, OR
ELECTRONIC COMMUNICATIONS PURSUANT TO TITLE 18 USC SEC 2519

A.O. NO.	AUTHORIZING OFFICIAL		OFFENSE SPECIFIED	INTERCEPT		DATE OF APPLICATION AND (AMENDMENT)	AUTHORIZED LENGTH		
	JUDGE	PROSECUTOR		TYPE1	PLACE2		ORIGINAL ORDER (DAYS)	NUMBER OF EXTEN- SIONS	TOTAL LENGTH DAYS
NINTH JUDICIAL CIRCUIT (ORANGE) (CONT.)									
3	PFEIFFER	LAMAR	RACKETEERING	P	A	05/07/91	30	-	30
4	PFEIFFER	LAMAR	RACKETEERING	P	A	05/09/91	30	-	30
5	MILLER	LAMAR	NARCOTICS	P	S	07/10/91	30	1	60
6	MILLER	LAMAR	NARCOTICS	P	A	07/30/91	30	-	30
7	CONRAD	LAMAR	NARCOTICS	P	A	10/09/91	30	-	30
8	CONRAD	LAMAR	NARCOTICS	P	S	10/17/91	30	-	30
9	CONRAD	LAMAR	NARCOTICS	E	R	10/30/91	30	-	30
10	DAWSON	LAMAR	NARCOTICS	P	A	12/04/91	30	-	30
TENTH JUDICIAL CIRCUIT (POLK)									
1	STRICKLAND	BERGDOLL	GAMBLING	P	S	12/06/90	30	-	30
2	CURRY	BERGDOLL	ARSON	M	B	05/20/91	30	-	30
3	ROBERTS	BERGDOLL	NARCOTICS	P	S	07/08/91	30	1	48
4	ROBERTS	BERGDOLL	NARCOTICS	P	S	09/30/91	30	-	30
THIRTEENTH JUDICIAL CIRCUIT (HILLSBOROUGH)									
1	MENENDEZ	JAMES	BRIBERY	P	SB	01/14/91	10	-	10
2	THARPE	JAMES	NARCOTICS	P	S	03/04/91	30	2	81
3	THARPE	JAMES	NARCOTICS	P	S	03/22/91	30	-	30
4	ALLEN	JAMES	NARCOTICS	P	S	04/05/91	30	-	30

1 TYPE: P=PHONE WIRE; M=MICROPHONE-EAVESDROP; NA=NOT AVAILABLE; NR=NOT REPORTED; O=OTHER
2 PLACE: S=SINGLE FAMILY DWELLING; A=APARTMENT; M=MULTIPLE DWELLING; B=BUSINESS; R=ROVING; O=OTHER
3 NI IN THIS COLUMN INDICATES NEVER INSTALLED
4 MOTIONS: G=GRANTED; D=DENIED; P=PENDING
* THIS WIRETAP WAS TERMINATED DURING 1989. INFORMATION ABOUT THIS WIRETAP IS CONTAINED IN SUMMARY TABLE 8.
** THIS WIRETAP WAS TERMINATED DURING 1990. INFORMATION ABOUT THIS WIRETAP IS CONTAINED IN SUMMARY TABLE 8.

REPORT BY PROSECUTORS OF COURT AUTHORIZED INTERCEPTS OF WIRE, ORAL, OR ELECTRONIC COMMUNICATIONS PURSUANT TO TITLE 18 USC SEC 2519

A.O. NO.	NUMBER OF DAYS IN OPERATIONS ³	AVERAGE INTERCEPTS PER DAY	NUMBER OF			COSTS		NUMBER OF				PERSONS CONVICTED	
			PERSONS INTERCEPTED	INTERCEPTS	INCRIMINATING INTERCEPTS	TOTAL COST \$	OTHER THAN MANPOWER \$	ARREST	TRIALS	MOTIONS TO SUPPRESS INTERCEPTS ⁴			
										G	D		P
NINTH JUDICIAL CIRCUIT (ORANGE) (CONT.)													
3	10	74	24	743	19	RELATED TO NO. 4							
4	29	39	17	1,153	593	37,154	1,056	15	-	-	-	-	15
5	43	146	37	6,276	1,402	100,000	2,500	-	-	-	-	-	-
6	30	53	37	1,600	23	67,500	2,500	-	-	-	-	-	-
7	30	117	110	3,511	87	20,050	50	1	-	-	-	-	-
8	30	19	40	574	1	28,922	365	-	-	-	-	-	-
9	NI												
10	16	50	40	807	20	22,000	4,000	2	-	-	-	-	-
TENTH JUDICIAL CIRCUIT (POLK)													
1	5	53	25	268	111	1,738	610	2	-	-	-	2	-
2	NI												
3	47	163	62	7,702	82	55,785	1,500	4	-	-	-	4	-
4	17	29	17	502	38	15,780	1,500	1	-	-	-	1	-
THIRTEENTH JUDICIAL CIRCUIT (HILLSBOROUGH)													
1	2	1	2	2	1	925	125	2	-	-	-	-	-
2	81	25	83	2,076	138	RELATED TO NO. 7							
3	11	4	16	53	10	RELATED TO NO. 7							
4	30	1	7	36	3	645,914	7,614	-	-	-	-	-	-

- 5 AUTOMOBILE/VAN
- 6 CELLULAR PHONE
- 7 CLOSED CIRCUIT TV
- 8 DIGITAL DISPLAY PAGER
- 9 HOTEL ROOM
- 10 MOBILE HOME/TRAILER
- 11 PEN REGISTER
- 12 MOBILE PHONE
- 13 PRISONER/JAIL
- 14 PAY PHONE
- 15 SOCIAL CLUB
- 16 TELEFAX
- 17 GARAGE
- 18 COUNTY GOVERNMENT BUILDING
- 19 LAW OFFICE

TABLE B-1
STATE FLORIDA

REPORT BY JUDGES OF COURT AUTHORIZED INTERCEPTS OF WIRE, ORAL, OR
ELECTRONIC COMMUNICATIONS PURSUANT TO TITLE 18 USC SEC 2519

A.O. NO.	AUTHORIZING OFFICIAL		OFFENSE SPECIFIED	INTERCEPT		DATE OF APPLICATION AND (AMENDMENT)	AUTHORIZED LENGTH		
	JUDGE	PROSECUTOR		TYPE1	PLACE2		ORIGINAL ORDER (DAYS)	NUMBER OF EXTEN- SIONS	TOTAL LENGTH DAYS
THIRTEENTH JUDICIAL CIRCUIT (HILLSBOROUGH) (CONT.)									
5	ALLEN	JAMES	NARCOTICS	P	B	04/05/91	30	2	90
6	ALLEN	JAMES	NARCOTICS	M	B	04/17/91	30	-	30
7	THARPE	JAMES	NARCOTICS	P	S	04/24/91	30	-	30
8	RYDER	JAMES	NARCOTICS	P	S	04/25/91	30	1	60
9	RYDER	JAMES	NARCOTICS	P	S	04/25/91	30	1	60
10	RYDER	JAMES	NARCOTICS	P	S	04/25/91	30	1	60
11	RYDER	JAMES	NARCOTICS	P	S	04/25/91	30	1	60
12	SIMMS	JAMES	NARCOTICS	P	R	05/06/91	30	-	30
13	FRANK	JAMES	NARCOTICS	P	R	05/08/91	30	-	30
14	FRANK	JAMES	NARCOTICS	P	R	05/08/91	30	-	30
15	FRANK	JAMES	NARCOTICS	P	B	05/08/91	30	-	30
16	FRANK	JAMES	NARCOTICS	M	B	05/08/91	30	-	30
17	FRANK	JAMES	NARCOTICS	E	B	05/08/91	30	-	30
18	SIMMS	JAMES	NARCOTICS	P	R	05/22/91	30	1	60
19	ALLEN	JAMES	NARCOTICS	P	S	06/05/91	30	-	30
20	LAZZARA	JAMES	NARCOTICS	P	R	06/21/91	20	-	20
21	FICARROTTA	JAMES	MURDER	P	A	07/08/91	21	-	21
22	BUCKLEW	JAMES	\$LAUNDERING	P	S	08/09/91	30	1	60
23	BUCKLEW	JAMES	\$LAUNDERING	P	S	08/09/91	30	2	90

1 TYPE: P=PHONE WIRE; M=MICROPHONE-EAVESDROP; NA=NOT AVAILABLE; NR=NOT REPORTED; O=OTHER

2 PLACE: S=SINGLE FAMILY DWELLING; A=APARTMENT; M=MULTIPLE DWELLING; B=BUSINESS; R=ROVING; O=OTHER

3 NI IN THIS COLUMN INDICATES NEVER INSTALLED

4 MOTIONS: G=GRANTED; D=DENIED; P=PENDING

* THIS WIRETAP WAS TERMINATED DURING 1989. INFORMATION ABOUT THIS WIRETAP IS CONTAINED IN SUMMARY TABLE 8.

** THIS WIRETAP WAS TERMINATED DURING 1990. INFORMATION ABOUT THIS WIRETAP IS CONTAINED IN SUMMARY TABLE 8.

REPORT BY PROSECUTORS OF COURT AUTHORIZED INTERCEPTS OF WIRE, ORAL, OR ELECTRONIC COMMUNICATIONS PURSUANT TO TITLE 18 USC SEC 2519

A.O. NO.	NUMBER OF DAYS IN OPERATIONS	AVERAGE INTERCEPTS PER DAY	NUMBER OF			COSTS		ARREST	TRIALS	MOTIONS TO SUPPRESS INTERCEPTS ⁴			PERSONS CONVICTED
			PERSONS INTERCEPTED	INTERCEPTS	INCRIMINATING INTERCEPTS	TOTAL COST \$	OTHER THAN MANPOWER \$			G	D	P	
THIRTEENTH JUDICIAL CIRCUIT (HILLSBOROUGH) (CONT.)													
5	76	13	29	981	51	RELATED TO NO. 4							
6	30	1	11	17	17	RELATED TO NO. 4							
7	30	9	31	275	21	99,120	1,500	8	-	-	-	-	-
8	60	28	17	1,692	26	RELATED TO NO. 4							
9	60	16	31	969	9	RELATED TO NO. 4							
10	60	15	51	935	7	RELATED TO NO. 4							
11	60	18	14	1,136	41	RELATED TO NO. 4							
12	8	44	8	352	75	7,350	150	7	-	-	-	-	-
13	30	1	10	37	2	RELATED TO NO. 4							
14	30	1	9	31	1	RELATED TO NO. 4							
15	30	21	21	644	43	RELATED TO NO. 4							
16	30	1	6	49	14	RELATED TO NO. 4							
17	20	3	37	61	61	RELATED TO NO. 4							
18	35	56	9	1,958	339	36,000	-	7	-	-	-	-	-
19	15	13	6	201	16	RELATED TO NO. 4							
20	RELATED TO NO. 18												
21	8	19	119	152	-	3,542	200	2	1	-	-	-	2
22	60	24	12	1,393	17	151,720	2,110	-	-	-	-	-	-
23	87	18	13	1,600	155	234,650	34,650	-	-	-	-	-	-

- 5 AUTOMOBILE/VAN
- 6 CELLULAR PHONE
- 7 CLOSED CIRCUIT TV
- 8 DIGITAL DISPLAY PAGER
- 9 HOTEL ROOM
- 10 MOBILE HOME/TRAILER
- 11 PEN REGISTER
- 12 MOBILE PHONE
- 13 PRISONER/JAIL
- 14 PAY PHONE
- 15 SOCIAL CLUB
- 16 TELEFAX
- 17 GARAGE
- 18 COUNTY GOVERNMENT BUILDING
- 19 LAW OFFICE

TABLE B-1
STATE FLORIDA

REPORT BY JUDGES OF COURT AUTHORIZED INTERCEPTS OF WIRE, ORAL, OR
ELECTRONIC COMMUNICATIONS PURSUANT TO TITLE 18 USC SEC 2519

A.O. NO.	AUTHORIZING OFFICIAL		OFFENSE SPECIFIED	INTERCEPT		DATE OF APPLICATION AND (AMENDMENT)	AUTHORIZED LENGTH		
	JUDGE	PROSECUTOR		TYPE1	PLACE2		ORIGINAL ORDER (DAYS)	NUMBER OF EXTEN- SIONS	TOTAL LENGT. DAYS
THIRTEENTH JUDICIAL CIRCUIT (HILLSBOROUGH) (CONT.)									
24	BUCKLEW	JAMES	\$LAUNDERING	P	S	08/09/91	30	1	60
25	BUCKLEW	JAMES	\$LAUNDERING	E	S	08/23/91	30	1	60
26	LAZZARA	JAMES	RACKETEERING	P	SBR	08/29/91	30	-	3
27	LAZZARA	JAMES	STOLEN PROPERTY	PM	S	10/11/91	30	-	3
28	BONANNO	JAMES	RACKETEERING	PM	A	10/15/91	30	-	3
29	BUCKLEW	JAMES	\$LAUNDERING	P	S	10/16/91	30	-	3
30	BUCKLEW	JAMES	\$LAUNDERING	E	S	10/16/91	30	-	3
31	BONANNO	JAMES	RACKETEERING	P	SO7	11/05/91	8	-	
32	BUCKLEW	JAMES	\$LAUNDERING	M	B	11/15/91	1	-	
33	BUCKLEW	JAMES	\$LAUNDERING	P	S	11/21/91	30	-	3
FIFTEENTH JUDICIAL CIRCUIT (PALM BEACH)									
**3	COLBATH	BLUDWORTH	NARCOTICS	P	O6	04/16/90	30	-	3
**4	COLBATH	BLUDWORTH	NARCOTICS	P	O6	04/17/90	30	-	3
**5	MOUNTS	BLUDWORTH	GAMBLING	P	S	04/27/90	30	-	3
**6	COLBATH	BLUDWORTH	NARCOTICS	P	O6	05/10/90	30	-	3
**7	COLBATH	BLUDWORTH	NARCOTICS	P	S	05/15/90	30	-	
**8	COLBATH	BLUDWORTH	NARCOTICS	P	O6	08/03/90	30	-	
1	SHOLTS	BLUDWORTH	NARCOTICS	P	R	11/29/90	30	1	

1 TYPE: P=PHONE WIRE; M=MICROPHONE-EAVESDROP; NA=NOT AVAILABLE; NR=NOT REPORTED; O=OTHER
2 PLACE: S=SINGLE FAMILY DWELLING; A=APARTMENT; M=MULTIPLE DWELLING; B=BUSINESS; R=ROVING; O=OTHER
3 NI IN THIS COLUMN INDICATES NEVER INSTALLED
4 MOTIONS: G=GRANTED; D=DENIED; P=PENDING
* THIS WIRETAP WAS TERMINATED DURING 1989. INFORMATION ABOUT THIS WIRETAP IS CONTAINED IN SUMMARY TABLE 8.
** THIS WIRETAP WAS TERMINATED DURING 1990. INFORMATION ABOUT THIS WIRETAP IS CONTAINED IN SUMMARY TABLE 8.

REPORT BY PROSECUTORS OF COURT AUTHORIZED INTERCEPTS OF WIRE, ORAL, OR
ELECTRONIC COMMUNICATIONS PURSUANT TO TITLE 18 USC SEC 2519

A.O. NO.	NUMBER OF DAYS IN OPER- ATIONS ³	AVERAGE INTER- CEPTS PER DAY	NUMBER OF			COSTS		NUMBER OF					
			PERSONS INTER- CEPTED	INTER- CEPTS	INCRIM- INATING INTER- CEPTS	TOTAL COST \$	OTHER THAN MANPOWER \$	AR- REST	TRIALS	MOTIONS TO SUPPRESS INTER- CEPTS ⁴			PER- SONS CON- VICTED
										G	D	P	
THIRTEENTH JUDICIAL CIRCUIT (HILLSBOROUGH) (CONT.)													
24	60	13	12	805	129	180,400	1,950	-	-	-	-	-	
25	60	10	13	612	19	163,610	2,200	-	-	-	-	-	
26	30	27	30	801	301	22,046	1,886	5	-	-	-	-	
27	16	30	48	479	32	15,625	375	3	-	-	-	-	
28	14	74	25	1,039	35	3,150	150	-	-	-	-	-	
29	30	20	7	589	19	76,323	1,743	-	-	-	-	-	
30	30	1	4	15	6	75,385	2,175	-	-	-	-	-	
31	7	49	20	349	78	2,800	300	6	-	-	-	-	
32	1	1	2	1	1	720	180	-	-	-	-	-	
33	28	22	9	623	91	54,750	3,250	-	-	-	-	-	
FIFTEENTH JUDICIAL CIRCUIT (PALM BEACH)													
**3	22	12	11	275	206	33,850	1,350	13	-	-	-	-	
**4	29	27	14	795	596	40,834	2,834	13	-	-	-	-	
**5	14	35	57	496	335	7,865	2,265	4	-	-	-	-	
**6	27	1	4	42	32	39,500	1,500	13	-	-	-	-	
**7	29	135	20	3,912	2,934	41,025	1,025	13	-	-	-	-	
**8	30	17	10	522	391	50,250	2,250	13	-	-	-	-	
1	44	17	20	772	67	19,255	2,503	-	-	-	-	-	

5 AUTOMOBILE/VAN
6 CELLULAR PHONE
7 CLOSED CIRCUIT TV
8 DIGITAL DISPLAY PAGER
9 HOTEL ROOM

10 MOBILE HOME/TRAILER
11 PEN REGISTER
12 MOBILE PHONE
13 PRISONER/JAIL
14 PAY PHONE

15 SOCIAL CLUB
16 TELEFAX
17 GARAGE
18 COUNTY GOVERNMENT BUILDING
19 LAW OFFICE

TABLE B-1
STATE FLORIDA

REPORT BY JUDGES OF COURT AUTHORIZED INTERCEPTS OF WIRE, ORAL, OR
ELECTRONIC COMMUNICATIONS PURSUANT TO TITLE 18 USC SEC 2519

A.O. NO.	AUTHORIZING OFFICIAL		OFFENSE SPECIFIED	INTERCEPT		DATE OF APPLICATION AND (AMENDMENT)	AUTHORIZED LENGTH		
	JUDGE	PROSECUTOR		TYPE1	PLACE2		ORIGINAL ORDER (DAYS)	NUMBER OF EXTEN- SIONS	TOTAL LENGTH DAYS
SEVENTEENTH JUDICIAL CIRCUIT (BROWARD)									
1	COKER	SATZ	BRIBERY	M	S	12/06/90	30	-	30
2	HENNING	SATZ	GAMBLING	P	S	12/21/90	30	-	30
3	COKER	SATZ	GAMBLING	P	S	12/31/90	30	-	30
4	GOLDSTEIN	SATZ	RACKETEERING	P	A	10/10/91	30	-	30
EIGHTEENTH JUDICIAL CIRCUIT (BREVARD)									
1	MOXLEY	WOLFINGER	NARCOTICS	P	S	03/04/91	30	-	30
2	MOXLEY	WOLFINGER	NARCOTICS	P	S	03/04/91	30	-	30
3	MOXLEY	WOLFINGER	NARCOTICS	P	O5	03/04/91	30	-	30
SEMINOLE COUNTY									
1	DICKEY	WOLFINGER	NARCOTICS	P	S	02/07/91	30	-	30
2	DICKEY	WOLFINGER	NARCOTICS	P	S	02/14/91	30	-	30
3	BENSON	WOLFINGER	GAMBLING	E	A	07/10/91	30	-	30
4	BENSON	WOLFINGER	GAMBLING	E	A	07/10/91	30	1	60
5	BENSON	WOLFINGER	GAMBLING	P	A	10/30/91	30	-	30
6	BENSON	WOLFINGER	GAMBLING	P	A	11/01/91	30	1	59
7	BENSON	WOLFINGER	GAMBLING	P	A	11/21/91	30	-	30
NINETEENTH JUDICIAL CIRCUIT (SAINT LUCIE)									
1	KENNEY	COLTON	NARCOTICS	P	S	02/20/91	30	-	30
2	KENNEY	COLTON	NARCOTICS	P	B	02/20/91	30	1	60

1 TYPE: P=PHONE WIRE; M=MICROPHONE-EAVESDROP; NA=NOT AVAILABLE; NR=NOT REPORTED; O=OTHER
2 PLACE: S=SINGLE FAMILY DWELLING; A=APARTMENT; M=MULTIPLE DWELLING; B=BUSINESS; R=ROVING; O=OTHER
3 NI IN THIS COLUMN INDICATES NEVER INSTALLED
4 MOTIONS: G=GRANTED; D=DENIED; P=PENDING
* THIS WIRETAP WAS TERMINATED DURING 1989. INFORMATION ABOUT THIS WIRETAP IS CONTAINED IN SUMMARY TABLE B.
** THIS WIRETAP WAS TERMINATED DURING 1990. INFORMATION ABOUT THIS WIRETAP IS CONTAINED IN SUMMARY TABLE B.

REPORT BY PROSECUTORS OF COURT AUTHORIZED INTERCEPTS OF WIRE, ORAL, OR ELECTRONIC COMMUNICATIONS PURSUANT TO TITLE 18 USC SEC 2519

A.O. NO.	NUMBER OF DAYS IN OPERATION ³	AVERAGE INTERCEPTS PER DAY	NUMBER OF			COSTS		NUMBER OF			PERSONS CONVICTED		
			PERSONS INTERCEPTED	INTERCEPTS	INCRIMINATING INTERCEPTS	TOTAL COST \$	OTHER THAN MANPOWER \$	ARREST	TRIALS	MOTIONS TO SUPPRESS INTERCEPTS ⁴			
										G		D	P
SEVENTEENTH JUDICIAL CIRCUIT (BROWARD)													
1	29	17	12	493	268	4,525	225	-	-	-	-	-	
2	11	97	70	1,070	987	11,720	2,520	5	-	-	-	-	
3	6	31	30	187	168	5,000	250	3	-	-	-	3	
4	2	30	15	60	55	1,520	520	6	-	-	-	-	
EIGHTEENTH JUDICIAL CIRCUIT (BREVARD)													
1	26	24	50	625	34	17,379	2,500	5	-	-	-	5	
2	26	22	50	584	122	17,379	2,500	3	-	-	-	-	
3	26	6	50	146	30	16,679	1,800	-	-	-	-	-	
SEMINOLE COUNTY													
1	14	107	10	1,500	220	45,000	10,000	8	1	-	8	-	8
2	21	71	10	1,500	220	45,000	10,000	8	1	-	8	-	8
3	NI												
4	7	1	24	7	7	6,970	250	22	-	-	-	-	18
5	28	57	26	1,623	821	24,050	1,650	-	-	-	-	-	-
6	59	48	35	2,855	205	17,000	2,000	-	-	-	-	-	-
7	23	49	30	1,133	103	11,500	1,500	-	-	-	-	-	-
NINETEENTH JUDICIAL CIRCUIT (SAINT LUCIE)													
1	NO PROSECUTOR'S REPORT												
2	NO PROSECUTOR'S REPORT												

- 5 AUTOMOBILE/VAN
- 6 CELLULAR PHONE
- 7 CLOSED CIRCUIT TV
- 8 DIGITAL DISPLAY PAGER
- 9 HOTEL ROOM
- 10 MOBILE HOME/TRAILER
- 11 PEN REGISTER
- 12 MOBILE PHONE
- 13 PRISONER/JAIL
- 14 PAY PHONE
- 15 SOCIAL CLUB
- 16 TELEFAX
- 17 GARAGE
- 18 COUNTY GOVERNMENT BUILDING
- 19 LAW OFFICE

TABLE B-1
STATE FLORIDA

REPORT BY JUDGES OF COURT AUTHORIZED INTERCEPTS OF WIRE, ORAL, OR
ELECTRONIC COMMUNICATIONS PURSUANT TO TITLE 18 USC SEC 2519

A.O. NO.	AUTHORIZING OFFICIAL		OFFENSE SPECIFIED	INTERCEPT		DATE OF APPLICATION AND (AMENDMENT)	AUTHORIZED LENGTH		
	JUDGE	PROSECUTOR		TYPE1	PLACE2		ORIGINAL ORDER (DAYS)	NUMBER OF EXTEN- SIONS	TOTAL LENGTH DAYS
NINETEENTH JUDICIAL CIRCUIT (SAINT LUCIE) (CONT.)									
3	KENNEY	COLTON	NARCOTICS	P	S	04/03/91	30	-	30
4	KENNEY	COLTON	PROSTITUTION	P	S	11/13/91	30	-	30

1 TYPE: P=PHONE WIRE; M=MICROPHONE-EAVESDROP; NA=NOT AVAILABLE; NR=NOT REPORTED; O=OTHER

2 PLACE: S=SINGLE FAMILY DWELLING; A=APARTMENT; M=MULTIPLE DWELLING; B=BUSINESS; R=ROVING; O=OTHER

3 NI IN THIS COLUMN INDICATES NEVER INSTALLED

4 MOTIONS: G=GRANTED; D=DENIED; P=PENDING

* THIS WIRETAP WAS TERMINATED DURING 1989. INFORMATION ABOUT THIS WIRETAP IS CONTAINED IN SUMMARY TABLE 8.

** THIS WIRETAP WAS TERMINATED DURING 1990. INFORMATION ABOUT THIS WIRETAP IS CONTAINED IN SUMMARY TABLE 8.

REPORT BY PROSECUTORS OF COURT AUTHORIZED INTERCEPTS OF WIRE, ORAL, OR ELECTRONIC COMMUNICATIONS PURSUANT TO TITLE 18 USC SEC 2519

A.O. NO.	NUMBER OF DAYS IN OPERATION ³	AVERAGE INTER-CEPTS PER DAY	NUMBER OF			COSTS		AR-REST	TRIALS	NUMBER OF MOTIONS TO SUPPRESS INTER-CEPTS ⁴			PER-SONS CON-VICTED
			PERSONS INTER-CEPTED	INTER-CEPTS	INCRIM-INATING INTER-CEPTS	TOTAL COST \$	OTHER THAN MANPOWER \$			G	D	P	
NINETEENTH JUDICIAL CIRCUIT (SAINT LUCIE) (CONT.)													
3	NO PROSECUTOR'S REPORT												
4	NO PROSECUTOR'S REPORT												

- | | | |
|-------------------------|------------------------|-------------------------------|
| 5 AUTOMOBILE/VAN | 10 MOBILE HOME/TRAILER | 15 SOCIAL CLUB |
| 6 CELLULAR PHONE | 11 PEN REGISTER | 16 TELEFAX |
| 7 CLOSED CIRCUIT TV | 12 MOBILE PHONE | 17 GARAGE |
| 8 DIGITAL DISPLAY PAGER | 13 PRISONER/JAIL | 18 COUNTY GOVERNMENT BUILDING |
| 9 HOTEL ROOM | 14 PAY PHONE | 19 LAW OFFICE |

TABLE B-1
STATE GEORGIA

REPORT BY JUDGES OF COURT AUTHORIZED INTERCEPTS OF WIRE, ORAL, OR
ELECTRONIC COMMUNICATIONS PURSUANT TO TITLE 18 USC SEC 2519

A.O. NO.	AUTHORIZING OFFICIAL		OFFENSE SPECIFIED	INTERCEPT		DATE OF APPLICATION AND (AMENDMENT)	AUTHORIZED LENGTH		
	JUDGE	PROSECUTOR		TYPE1	PLACE2		ORIGINAL ORDER (DAYS)	NUMBER OF EXTEN- SIONS	TOTAL LENGTH (DAYS)
CHATHAM COUNTY									
** 1	HEAD	LAWTON	GAMBLING	P	S	06/06/90	20	-	20
** 2	HEAD	LAWTON	GAMBLING	P	S	11/30/90	20	-	20
CLAYTON COUNTY									
** 1	BOSWELL	KELLER	NARCOTICS	E	O8	03/08/90	20	1	40
** 2	BOSWELL	KELLER	NARCOTICS	P	SB	04/11/90	20	-	20
** 3	BOSWELL	KELLER	NARCOTICS	P	SB	05/10/90	20	-	20
** 4	KILPATRICK	KELLER	GAMBLING	P	B	10/11/90	20	-	20
** 5	KILPATRICK	KELLER	GAMBLING	P	B	10/14/90	20	-	20
** 6	KILPATRICK	KELLER	GAMBLING	P	A	10/19/90	20	-	20
1	BOSWELL	KELLER	NARCOTICS	P	A	08/02/91	20	1	40
2	BOSWELL	KELLER	NARCOTICS	E	O8	08/14/91	20	-	20
3	BOSWELL	KELLER	NARCOTICS	E	O8	08/14/91	20	-	20
4	BOSWELL	KELLER	NARCOTICS	P	O6	08/23/91	20	-	20
COBB COUNTY									
1	KREEGER	CHARRON	NARCOTICS	P	S	05/17/91	20	1	26
COLQUITT COUNTY									
** 1	HORKAN	COLE	NARCOTICS	P	B	06/06/90	20	-	20
DEKALB COUNTY									
1	ROBIN	WILSON	MURDER	P	S	12/23/91	20	-	20

1 TYPE: P=PHONE WIRE; M=MICROPHONE-EAVESDROP; E=ELECTRONIC; NA=NOT AVAILABLE; NR=NOT REPORTED; O=OTHER
 2 PLACE: S=SINGLE FAMILY DWELLING; A=APARTMENT; M=MULTIPLE DWELLING; B=BUSINESS; R=ROVING; O=OTHER
 3 NI IN THIS COLUMN INDICATES NEVER INSTALLED
 4 MOTIONS: G=GRANTED; D=DENIED; P=PENDING
 * THIS WIRETAP WAS TERMINATED DURING 1989. INFORMATION ABOUT THIS WIRETAP IS CONTAINED IN SUMMARY TABLE 8.
 ** THIS WIRETAP WAS TERMINATED DURING 1990. INFORMATION ABOUT THIS WIRETAP IS CONTAINED IN SUMMARY TABLE 8.

REPORT BY PROSECUTORS OF COURT AUTHORIZED INTERCEPTS OF WIRE, ORAL, OR
ELECTRONIC COMMUNICATIONS PURSUANT TO TITLE 18 USC SEC 2519

A.O. NO.	NUMBER OF DAYS IN OPER- ATION ³	AVERAGE INTER- CEPTS PER DAY	NUMBER OF			COSTS		NUMBER OF					
			PERSON INTER- CEPTED	INTER- CEPTS	INCRIM- INATING INTER- CEPTS	TOTAL COST \$	OTHER THAN MANPOWE \$	AR- REST	TRIALS	MOTIONS TO SUPPRESS INTER- CEPTS ⁴			PER- SONS CON- VICTED
										G	D	P	
CHATHAM COUNTY													
** 1	NO PROSECUTOR'S REPORT												
** 2	13	75	20	974	971	1,900	1,900	-	-	-	-	-	
CLAYTON COUNTY													
** 1	40	6	NR	225	NR	RELATED TO NO. 2		-	-	-	-	-	
** 2	20	39	NR	773	64	32,400	2,400	2	-	-	-	-	
** 3	20	21	NR	428	23	RELATED TO NO. 2		-	-	-	-	-	
** 4	3	69	NR	206	185	NR	-	10	-	-	-	1	
** 5	8	69	NR	550	500	NR	-	-	-	-	-	-	
** 6	3	32	NR	97	88	NR	-	10	-	-	-	1	
1	34	26	23	908	180	9,500	600	11	-	-	-	-	
2	20	1	NA	13	8	RELATED TO NO. 1		-	-	-	-	-	
3	20	13	NA	292	292	RELATED TO NO. 1		-	-	-	-	-	
4	13	11	10	144	38	RELATED TO NO. 1		-	-	-	-	-	
COBB COUNTY													
1	23	36	51	831	27	10,788	300	-	-	-	-	-	
COLQUITT COUNTY													
** 1	NI												
DEKALB COUNTY													
1	1	3	3	3	NR	675	175	1	-	-	-	-	

5 AUTOMOBILE/VAN	10 MOBILE HOME/TRAILER	15 SOCIAL CLUB
6 CELLULAR PHONE	11 PEN REGISTER	16 TELEFAX
7 CLOSED CIRCUIT TV	12 MOBILE PHONE	17 GARAGE
8 DIGITAL DISPLAY PAGER	13 PRISONER/JAIL	18 COUNTY GOVERNMENT BUILDING
9 HOTEL ROOM	14 PAY PHONE	19 LAW OFFICE

TABLE B-1
STATE GEORGIA

REPORT BY JUDGES OF COURT AUTHORIZED INTERCEPTS OF WIRE, ORAL, OR
ELECTRONIC COMMUNICATIONS PURSUANT TO TITLE 18 USC SEC 2519

A.O. NO.	AUTHORIZING OFFICIAL		OFFENSE SPECIFIED	INTERCEPT		DATE OF APPLICATION AND (AMENDMENT)	AUTHORIZED LENGTH		
	JUDGE	PROSECUTOR		TYPE1	PLACE2		ORIGINAL ORDER (DAYS)	NUMBER OF EXTEN- SIONS	TOTAL LENGTH (DAYS)
DOUGHERTY COUNTY									
1	GRAY	PRIDDY	NARCOTICS	M	B	02/19/91	20	-	20
2	GRAY	PRIDDY	RACKETEERING	P	B	07/09/91	20	1	40
3	GRAY	PRIDDY	RACKETEERING	P	S	07/09/91	20	1	40
GWINNETT COUNTY									
1	WINEGARDEN	LAWLER	NARCOTICS	P	S	02/19/91	20	-	20

1 TYPE: P=PHONE WIRE; M=MICROPHONE-EAVESDROP; NA=NOT AVAILABLE; NR=NOT REPORTED; O=OTHER

2 PLACE: S=SINGLE FAMILY DWELLING; A=APARTMENT; M=MULTIPLE DWELLING; B=BUSINESS; R=ROVING; O=OTHER

3 NI IN THIS COLUMN INDICATES NEVER INSTALLED

4 MOTIONS: G=GRANTED; D=DENIED; P=PENDING

* THIS WIRETAP WAS TERMINATED DURING 1989. INFORMATION ABOUT THIS WIRETAP IS CONTAINED IN SUMMARY TABLE 8.

** THIS WIRETAP WAS TERMINATED DURING 1990. INFORMATION ABOUT THIS WIRETAP IS CONTAINED IN SUMMARY TABLE 8.

REPORT BY PROSECUTORS OF COURT AUTHORIZED INTERCEPTS OF WIRE, ORAL, OR ELECTRONIC COMMUNICATIONS PURSUANT TO TITLE 18 USC SEC 2519

A.O. NO.	NUMBER OF DAYS IN OPERATIONS	AVERAGE INTERCEPTS PER DAY	NUMBER OF			COSTS		NUMBER OF			PERSONS CONVICTED		
			PERSONS INTERCEPTED	INTERCEPTS	INCRIMINATING INTERCEPTS	TOTAL COST \$	OTHER THAN MANPOWER \$	ARREST	TRIALS	MOTIONS TO SUPPRESS INTERCEPTS ⁴			
										G		D	P
DOUGHERTY COUNTY													
1	1	27	2	27	22	346	250	-	-	-	-	-	-
2	37	137	110	5,064	422	RELATED TO NO. 3		-	-	-	-	-	-
3	24	87	19	2,091	205	39,161	1,150	12	-	-	-	-	-
GWINNETT COUNTY													
1	16	94	9	1,507	24	22,252	5,075	9	-	-	-	1	-

- 5 AUTOMOBILE/VAN
- 6 CELLULAR PHONE
- 7 CLOSED CIRCUIT TV
- 8 DIGITAL DISPLAY PAGER
- 9 HOTEL ROOM
- 10 MOBILE HOME/TRAILER
- 11 PEN REGISTER
- 12 MOBILE PHONE
- 13 PRISONER/JAIL
- 14 PAY PHONE
- 15 SOCIAL CLUB
- 16 TELEFAX
- 17 GARAGE
- 18 COUNTY GOVERNMENT BUILDING
- 19 LAW OFFICE

TABLE B-1
STATE INDIANA

REPORT BY JUDGES OF COURT AUTHORIZED INTERCEPTS OF WIRE, ORAL, OR
ELECTRONIC COMMUNICATIONS PURSUANT TO TITLE 18 USC SEC 2519

A.O. NO.	AUTHORIZING OFFICIAL		OFFENSE SPECIFIED	INTERCEPT		DATE OF APPLICATION AND (AMENDMENT)	AUTHORIZED LENGTH		
	JUDGE	PROSECUTOR		TYPE1	PLACE2		ORIGINAL ORDER (DAYS)	NUMBER OF EXTEN- SIONS	TOTAL LENGTH DAYS
GREENE COUNTY									
1	JOHNSON	POWELL	NARCOTICS	P	S	06/18/91	14	-	14
2	JOHNSON	POWELL	NARCOTICS	P	S	07/09/91	14	3	56
OWEN COUNTY									
1	NARDI	FOUNTAIN	NARCOTICS	P	B	07/29/91	14	1	28

1 TYPE: P=PHONE WIRE; M=MICROPHONE-EAVESDROP; E=ELECTRONIC; NA=NOT AVAILABLE; NR=NOT REPORTED; O=OTHER
 2 PLACE: S=SINGLE FAMILY DWELLING; A=APARTMENT; M=MULTIPLE DWELLING; B=BUSINESS; R=ROVING; O=OTHER
 3 NI IN THIS COLUMN INDICATES NEVER INSTALLED
 4 MOTIONS: G=GRANTED; D=DENIED; P=PENDING
 * THIS WIRETAP WAS TERMINATED DURING 1989. INFORMATION ABOUT THIS WIRETAP IS CONTAINED IN SUMMARY TABLE 8.
 ** THIS WIRETAP WAS TERMINATED DURING 1990. INFORMATION ABOUT THIS WIRETAP IS CONTAINED IN SUMMARY TABLE 8.

REPORT BY PROSECUTORS OF COURT AUTHORIZED INTERCEPTS OF WIRE, ORAL, OR
ELECTRONIC COMMUNICATIONS PURSUANT TO TITLE 18 USC SEC 2519

A.O. NO.	NUMBER OF DAYS IN OPERATIONS ³	AVERAGE INTERCEPTS PER DAY	NUMBER OF			COSTS		ARREST	TRIALS	NUMBER OF MOTIONS TO SUPPRESS INTERCEPTS ⁴			PERSONS CONVICTED
			PERSONS INTERCEPTED	INTERCEPTS	INCRIMINATING INTERCEPTS	TOTAL COST \$	OTHER THAN MANPOWER \$			G	D	P	
GREENE COUNTY													
1	NI												
2	52	9	137	471	56	171,840	20,000	10	-	-	-	-	1
OWEN COUNTY													
1	28	14	220	394	10	RELATED TO NO. 2 (GREENE COUNTY)							

- 5 AUTOMOBILE/VAN
- 6 CELLULAR PHONE
- 7 CLOSED CIRCUIT TV
- 8 DIGITAL DISPLAY PAGER
- 9 HOTEL ROOM
- 10 MOBILE HOME/TRAILER
- 11 PEN REGISTER
- 12 MOBILE PHONE
- 13 PRISONER/JAIL
- 14 PAY PHONE
- 15 SOCIAL CLUB
- 16 TELEFAX
- 17 GARAGE
- 18 COUNTY GOVERNMENT BUILDING
- 19 LAW OFFICE

TABLE B-1
STATE KANSAS

REPORT BY JUDGES OF COURT AUTHORIZED INTERCEPTS OF WIRE, ORAL, OR
ELECTRONIC COMMUNICATIONS PURSUANT TO TITLE 18 USC SEC 2519

A.O. NO.	AUTHORIZING OFFICIAL		OFFENSE SPECIFIED	INTERCEPT		DATE OF APPLICATION AND (AMENDMENT)	AUTHORIZED LENGTH		
	JUDGE	PROSECUTOR		TYPE1	PLACE2		ORIGINAL ORDER (DAYS)	NUMBER OF EXTEN- SIONS	TOTAL LENGT, DAYS
JOHNSON COUNTY									
1	MCCLAIN	MORRISON	GAMBLING	P	B	12/27/90	15	-	15
2	DAVIS	MORRISON	NARCOTICS	P	A	05/10/91	30	1	60
3	DAVIS	MORRISON	NARCOTICS	P	O6	06/07/91	30	-	30

1 TYPE: P=PHONE WIRE; M=MICROPHONE-EAVESDROP; E=ELECTRONIC; NA=NOT AVAILABLE; NR=NOT REPORTED; O=OTHER
 2 PLACE: S=SINGLE FAMILY DWELLING; A=APARTMENT; M=MULTIPLE DWELLING; B=BUSINESS; R=ROVING; O=OTHER
 3 NI IN THIS COLUMN INDICATES NEVER INSTALLED
 4 MOTIONS: G=GRANTED; D=DENIED; P=PENDING
 * THIS WIRETAP WAS TERMINATED DURING 1989. INFORMATION ABOUT THIS WIRETAP IS CONTAINED IN SUMMARY TABLE 8.
 ** THIS WIRETAP WAS TERMINATED DURING 1990. INFORMATION ABOUT THIS WIRETAP IS CONTAINED IN SUMMARY TABLE 8.

REPORT BY PROSECUTORS OF COURT AUTHORIZED INTERCEPTS OF WIRE, ORAL, OR
ELECTRONIC COMMUNICATIONS PURSUANT TO TITLE 18 USC SEC 2519

A.O. NO.	NUMBER OF DAYS IN OPER- ATION ³	AVERAGE INTER- CEPTS PER DAY	NUMBER OF			COSTS		AR- REST	TRIALS	MOTIONS TO SUPPRESS INTER- CEPTS ⁴			PER- SONS CON- VICTED
			PERSONS INTER- CEPTED	INTER- CEPTS	INCRIM- INATING INTER- CEPTS	TOTAL COST \$	OTHER THAN MANPOWER \$			G	D	P	
JOHNSON COUNTY													
1	10	19	12	190	62	7,799	200	2	-	-	-	-	-
2	45	121	45	5,468	200	142,713	1,500	-	-	-	-	-	-
3	16	37	45	597	60	143,713	2,500	-	-	-	-	-	-

- | | | |
|-------------------------|------------------------|-------------------------------|
| 5 AUTOMOBILE/VAN | 10 MOBILE HOME/TRAILER | 15 SOCIAL CLUB |
| 6 CELLULAR PHONE | 11 PEN REGISTER | 16 TELEFAX |
| 7 CLOSED CIRCUIT TV | 12 MOBILE PHONE | 17 GARAGE |
| 8 DIGITAL DISPLAY PAGER | 13 PRISONER/JAIL | 18 COUNTY GOVERNMENT BUILDING |
| 9 HOTEL ROOM | 14 PAY PHONE | 19 LAW OFFICE |

TABLE B-1
STATE MARYLAND

REPORT BY JUDGES OF COURT AUTHORIZED INTERCEPTS OF WIRE, ORAL, OR
ELECTRONIC COMMUNICATIONS PURSUANT TO TITLE 18 USC SEC 2519

A.O. NO.	AUTHORIZING OFFICIAL		OFFENSE SPECIFIED	INTERCEPT		DATE OF APPLICATION AND (AMENDMENT)	AUTHORIZED LENGTH		
	JUDGE	PROSECUTOR		TYPE1	PLACE2		ORIGINAL ORDER (DAYS)	NUMBER OF EXTEN- SIONS	TOTAL LENGTH DAYS
BALTIMORE COUNTY									
**1	FADER	O'CONNOR	NARCOTICS	P	S	02/22/90	30	-	30
1	BOLLINGER	O'CONNOR	NARCOTICS	P	S	01/22/91	30	-	30
2	BOLLINGER	O'CONNOR	NARCOTICS	P	A	01/22/91	30	1	60
3	BOLLINGER	O'CONNOR	NARCOTICS	P	S	01/22/91	30	1	60
4	BRENNAN	O'CONNOR	NARCOTICS	P	A	03/07/91	30	-	30
5	BRENNAN	O'CONNOR	NARCOTICS	P	A	03/07/91	30	-	30
6	MURPHY	O'CONNOR	NARCOTICS	P	B	03/25/91	30	-	30
7	MURPHY	O'CONNOR	NARCOTICS	P	B	03/25/91	30	-	30
8	MURPHY	O'CONNOR	NARCOTICS	P	S	03/25/91	30	-	30
9	MURPHY	O'CONNOR	NARCOTICS	P	B	03/25/91	30	-	30
10	MURPHY	O'CONNOR	NARCOTICS	P	S	04/02/91	30	1	60
11	MURPHY	O'CONNOR	NARCOTICS	P	B	06/19/91	30	1	60
12	MURPHY	O'CONNOR	NARCOTICS	P	S	06/19/91	30	1	60
13	MURPHY	O'CONNOR	NARCOTICS	P	B	07/12/91	30	-	30
14	MURPHY	O'CONNOR	NARCOTICS	P	O14	07/12/91	30	-	30
15	BROWN	SIMMS	NARCOTICS	P	NR	11/25/91	30	-	30
16	LEVITZ	O'CONNOR	NARCOTICS	P	S	11/29/91	14	-	14
17	LEVITZ	O'CONNOR	NARCOTICS	P	S	11/29/91	14	-	14

1 TYPE: P=PHONE WIRE; M=MICROPHONE-EAVESDROP; E=ELECTRONIC; NA=NOT AVAILABLE; NR=NOT REPORTED; O=OTHER
2 PLACE: S=SINGLE FAMILY DWELLING; A=APARTMENT; M=MULTIPLE DWELLING; B=BUSINESS; R=ROVING; O=OTHER
3 NI IN THIS COLUMN INDICATES NEVER INSTALLED
4 MOTIONS: G=GRANTED; D=DENIED; P=PENDING
* THIS WIRETAP WAS TERMINATED DURING 1989. INFORMATION ABOUT THIS WIRETAP IS CONTAINED IN SUMMARY TABLE 8.
** THIS WIRETAP WAS TERMINATED DURING 1990. INFORMATION ABOUT THIS WIRETAP IS CONTAINED IN SUMMARY TABLE 8.

REPORT BY PROSECUTORS OF COURT AUTHORIZED INTERCEPTS OF WIRE, ORAL, OR
ELECTRONIC COMMUNICATIONS PURSUANT TO TITLE 18 USC SEC 2519

A.O. NO.	NUMBER OF DAYS IN OPER- ATION ³	AVERAGE INTER- CEPTS PER DAY	NUMBER OF			COSTS		NUMBER OF			PER- SC/IS CON- VICTED		
			PERSONS INTER- CEPTED	INTER- CEPTS	INCRIM- INATING INTER- CEPTS	TOTAL COST \$	OTHER THAN MANPOWER \$	AR- REST	TRIALS	MOTIONS TO SUPPRESS INTER- CEPTS ⁴			
										G		D	P
BALTIMORE COUNTY													
**1	19	71	60	1,357	107	NR							
1	30	9	30	282	0	RELATED TO NO. 2							
2	53	66	79	3,520	48	36,666	3,666	20	-	-	20		
3	53	59	95	3,126	41	RELATED TO NO. 2							
4	17	1	1	1	1	RELATED TO NO. 5							
5	28	11	20	304	49	19,072	440	-	-	-	-		
6	29	17	276	494	11	RELATED TO NO. 10							
7	29	1	9	24	-	RELATED TO NO. 10							
8	11	14	58	153	21	RELATED TO NO. 10							
9	29	4	23	129	2	RELATED TO NO. 10							
10	52	15	176	764	72	16,988	860	6	-	-	6		
11	53	41	1,627	2,154	64	17,212	1,100	10	-	-	10		
12	53	21	312	1,140	43	RELATED TO NO. 11							
13	30	28	233	851	3	RELATED TO NO. 11							
14	30	22	516	669	2	RELATED TO NO. 11							
15	18	13	30	228	42	23,034	950	-	-	-	-		
16	14	3	10	42	8	13,820	500	-	-	-	-		
17	14	8	20	111	13	13,820	500	-	-	-	-		

5 AUTOMOBILE/VAN
6 CELLULAR PHONE
7 CLOSED CIRCUIT TV
8 DIGITAL DISPLAY PAGER
9 HOTEL ROOM

10 MOBILE HOME/TRAILER
11 PEN REGISTER
12 MOBILE PHONE
13 PRISONER/JAIL
14 PAY PHONE

15 SOCIAL CLUB
16 TELEFAX
17 GARAGE
18 COUNTY GOVERNMENT BUILDING
19 LAW OFFICE

TABLE B-1
STATE MARYLAND

REPORT BY JUDGES OF COURT AUTHORIZED INTERCEPTS OF WIRE, ORAL, OR
ELECTRONIC COMMUNICATIONS PURSUANT TO TITLE 18 USC SEC 2519

A.O. NO.	AUTHORIZING OFFICIAL		OFFENSE SPECIFIED	INTERCEPT		DATE OF APPLICATION AND (AMENDMENT)	AUTHORIZED LENGTH		
	JUDGE	PROSECUTOR		TYPE ¹	PLACE ²		ORIGINAL ORDER (DAYS)	NUMBER OF EXTEN- SIONS	TOTAL LENGTH DAYS
CECIL COUNTY									
1	ROLLINS	SCARBOROUGH	NARCOTICS	P	S	06/21/91	30	-	30
2	ROLLINS	SCARBOROUGH	NARCOTICS	P	S	06/21/91	30	1	60
DORCHESTER COUNTY									
* 1	JOHNSON	VINSON	NARCOTICS	P	S	05/16/89	29	-	29
PRINCE GEORGE'S COUNTY									
1	PLATT	WILLIAMS	NARCOTICS	P	O5	03/21/91	30	2	90
2	MCKEE	WILLIAMS	NARCOTICS	E	O6	08/20/91	30	-	30
3	MCKEE	WILLIAMS	NARCOTICS	P	B	08/20/91	30	-	30
4	MCKEE	WILLIAMS	NARCOTICS	PE	O8	08/20/91	30	-	30
5	MCKEE	WILLIAMS	NARCOTICS	PE	O8	08/20/91	30	-	30

1 TYPE: P=PHONE WIRE; M=MICROPHONE-EAVESDROP; E=ELECTRONIC; NA=NOT AVAILABLE; NR=NOT REPORTED; O=OTHER

2 PLACE: S=SINGLE FAMILY DWELLING; A=APARTMENT; M=MULTIPLE DWELLING; B=BUSINESS; R=ROVING; O=OTHER

3 NI IN THIS COLUMN INDICATES NEVER INSTALLED

4 MOTIONS: G=GRANTED; D=DENIED; P=PENDING

* THIS WIRETAP WAS TERMINATED DURING 1989. INFORMATION ABOUT THIS WIRETAP IS CONTAINED IN SUMMARY TABLE 8.

** THIS WIRETAP WAS TERMINATED DURING 1990. INFORMATION ABOUT THIS WIRETAP IS CONTAINED IN SUMMARY TABLE 8.

REPORT BY PROSECUTORS OF COURT AUTHORIZED INTERCEPTS OF WIRE, ORAL, OR
ELECTRONIC COMMUNICATIONS PURSUANT TO TITLE 18 USC SEC 2519

A.O. NO.	NUMBER OF DAYS IN OPER- ATION ³	AVERAGE INTER- CEPTS PER DAY	NUMBER OF			COSTS		AR- REST	TRIALS	MOTIONS TO SUPPRESS INTER- CEPTS ⁴			PER- SONS CON- VICTED
			PERSONS INTER- CEPTED	INTER- CEPTS	INCRIM- INATING INTER- CEPTS	TOTAL COST \$	OTHER THAN MANPOWER \$			G	D	P	
CECIL COUNTY													
1	30	6	28	193	10	18,000	500	-	-	-	-	-	
2	56	20	31	1,128	158	33,650	1,450	2	-	-	-	-	
DORCHESTER COUNTY													
* 1	22	53	1,276	1,157	113	NR	-	11	-	-	2	-	4
PRINCE GEORGE'S COUNTY													
1	60	2	12	117	36	16,978	850	6	-	-	-	6	-
2	23	42	47	958	17	103,220	1,948	1	-	-	-	-	-
3	23	153	54	3,531	13	RELATED TO NO. 2							
4	23	118	62	2,711	NA	RELATED TO NO. 2							
5	14	5	15	71	61	RELATED TO NO. 2							

5 AUTOMOBILE/VAN	10 MOBILE HOME/TRAILER	15 SOCIAL CLUB
6 CELLULAR PHONE	11 PEN REGISTER	16 TELEFAX
7 CLOSED CIRCUIT TV	12 MOBILE PHONE	17 GARAGE
8 DIGITAL DISPLAY PAGER	13 PRISONER/JAIL	18 COUNTY GOVERNMENT BUILDING
9 HOTEL ROOM	14 PAY PHONE	19 LAW OFFICE

TABLE B-1
STATE MASSACHUSETTS

REPORT BY JUDGES OF COURT AUTHORIZED INTERCEPTS OF WIRE, ORAL, OR
ELECTRONIC COMMUNICATIONS PURSUANT TO TITLE 18 USC SEC 2519

A.O. NO.	AUTHORIZING OFFICIAL		OFFENSE SPECIFIED	INTERCEPT		DATE OF APPLICATION AND (AMENDMENT)	AUTHORIZED LENGTH		
	JUDGE	PROSECUTOR		TYPE1	PLACE2		ORIGINAL ORDER (DAYS)	NUMBER OF EXTEN- SIONS	TOTAL LENGTH DAYS
MIDDLESEX COUNTY									
1	SCHWARTZ	REILLY	GAMBLING	PE	O6	12/03/90	15	5	90
2	SCHWARTZ	REILLY	GAMBLING	P	S	01/11/91	15	1	30
3	SCHWARTZ	REILLY	GAMBLING	P	S	02/06/91	15	-	15
NORFOLK COUNTY									
1	DONAHUE	DELAHUNT	NARCOTICS	P	A	01/04/91	15	-	15
2	DONAHUE	DELAHUNT	NARCOTICS	PE	SO8	03/19/91	15	-	15
3	DONAHUE	DELAHUNT	EXTORTION	P	S	04/18/91	15	-	15
4	DONAHUE	DELAHUNT	EXTORTION	M	S	05/01/91	8	-	8
5	BANKS	DELAHUNT	NARCOTICS	P	S	06/06/91	15	-	15
6	BANKS	DELAHUNT	NARCOTICS	P	S	06/11/91	15	-	15
SUFFOLK COUNTY									
1	MATHERS	HARSHBARGER	NARCOTICS	P	S	08/08/91	15	-	15
2	MATHERS	HARSHBARGER	NARCOTICS	P	S	09/09/91	15	2	45
3	MATHERS	HARSHBARGER	NARCOTICS	P	SBO14	09/21/91	15	6	105

1 TYPE: P=PHONE WIRE; M=MICROPHONE-EAVESDROP; E=ELECTRONIC; NA=NOT AVAILABLE; NR=NOT REPORTED; O=OTHER
2 PLACE: S=SINGLE FAMILY DWELLING; A=APARTMENT; M=MULTIPLE DWELLING; B=BUSINESS; R=ROVING; O=OTHER
3 NI IN THIS COLUMN INDICATES NEVER INSTALLED
4 MOTIONS: G=GRANTED; D=DENIED; P=PENDING
* THIS WIRETAP WAS TERMINATED DURING 1989. INFORMATION ABOUT THIS WIRETAP IS CONTAINED IN SUMMARY TABLE 8.
** THIS WIRETAP WAS TERMINATED DURING 1990. INFORMATION ABOUT THIS WIRETAP IS CONTAINED IN SUMMARY TABLE 8.

REPORT BY PROSECUTORS OF COURT AUTHORIZED INTERCEPTS OF WIRE, ORAL, OR ELECTRONIC COMMUNICATIONS PURSUANT TO TITLE 18 USC SEC 2519

A.O. NO.	NUMBER OF DAYS IN OPERATION ³	AVERAGE INTER-CEPTS PER DAY	NUMBER OF			COSTS		NUMBER OF			PERSONS CONVICTED		
			PERSONS INTER-CEPTED	INTER-CEPTS	INCRIMINATING INTER-CEPTS	TOTAL COST \$	OTHER THAN MANPOWER \$	AR-REST	TRIALS	MOTIONS TO SUPPRESS INTER-CEPTS ⁴			
										G		D	P
MIDDLESEX COUNTY													
1	89	14	93	1,253	688	200,000	50,000	19	-	-	-	-	-
2	25	68	56	1,696	1,178	RELATED TO NO. 1		-	-	-	-	-	-
3	15	17	38	251	86	RELATED TO NO. 1		-	-	-	-	-	-
NORFOLK COUNTY													
1	7	17	7	122	83	9,000	1,000	-	-	-	-	-	-
2	8	30	17	238	73	4,650	850	-	-	-	-	-	-
3	12	5	7	57	3	RELATED TO NO. 5		-	-	-	-	-	-
4	8	6	6	50	45	12,000	NR	-	-	-	-	-	-
5	15	7	6	108	27	9,500	2,000	-	-	-	-	-	-
6	11	7	9	74	10	RELATED TO NO. 6		-	-	-	-	-	-
SUFFOLK COUNTY													
1	NR	-	-	-	-	NA	-	-	-	-	-	-	-
2	45	25	199	1,120	112	NA	-	-	-	-	-	-	-
3	105	116	1,049	12,142	500	NA	-	-	-	-	-	-	-

- | | | |
|-------------------------|------------------------|-------------------------------|
| 5 AUTOMOBILE/VAN | 10 MOBILE HOME/TRAILER | 15 SOCIAL CLUB |
| 6 CELLULAR PHONE | 11 PEN REGISTER | 16 TELEFAX |
| 7 CLOSED CIRCUIT TV | 12 MOBILE PHONE | 17 GARAGE |
| 8 DIGITAL DISPLAY PAGER | 13 PRISONER/JAIL | 18 COUNTY GOVERNMENT BUILDING |
| 9 HOTEL ROOM | 14 PAY PHONE | 19 LAW OFFICE |

TABLE B-1
STATE MINNESOTA

REPORT BY JUDGES OF COURT AUTHORIZED INTERCEPTS OF WIRE, ORAL, OR
ELECTRONIC COMMUNICATIONS PURSUANT TO TITLE 18 USC SEC 2519

A.O. NO.	AUTHORIZING OFFICIAL		OFFENSE SPECIFIED	INTERCEPT		DATE OF APPLICATION AND (AMENDMENT)	AUTHORIZED LENGTH		
	JUDGE	PROSECUTOR		TYPE1	PLACE2		ORIGINAL ORDER (DAYS)	NUMBER OF EXTEN- SIONS	TOTAL LENGTH DAYS
STATE ATTORNEY GENERAL									
1	GEARIN	DOBBE	NARCOTICS	P	S	01/04/91	10	1	20
2	CLIFFORD	DOBBE	NARCOTICS	P	S	01/04/91	10	1	20
WASHINGTON COUNTY									
1	SCHURRER	HODSDON	ESCAPE	P	O13	05/31/91	10	-	10

1 TYPE: P=PHONE WIRE; M=MICROPHONE-EAVESDROP; E=ELECTRONIC; NA=NOT AVAILABLE; NR=NOT REPORTED; O=OTHER
2 PLACE: S=SINGLE FAMILY DWELLING; A=APARTMENT; M=MULTIPLE DWELLING; B=BUSINESS; R=ROVING; O=OTHER
3 NI IN THIS COLUMN INDICATES NEVER INSTALLED
4 MOTIONS: G=GRANTED; D=DENIED; P=PENDING
* THIS WIRETAP WAS TERMINATED DURING 1989. INFORMATION ABOUT THIS WIRETAP IS CONTAINED IN SUMMARY TABLE 8.
** THIS WIRETAP WAS TERMINATED DURING 1990. INFORMATION ABOUT THIS WIRETAP IS CONTAINED IN SUMMARY TABLE 8.

REPORT BY PROSECUTORS OF COURT AUTHORIZED INTERCEPTS OF WIRE, ORAL, OR ELECTRONIC COMMUNICATIONS PURSUANT TO TITLE 18 USC SEC 2519

A.O. NO.	NUMBER OF DAYS IN OPERATIONS	AVERAGE INTERCEPTS PER DAY	NUMBER OF			COSTS		NUMBER OF			PERSONS CONVICTED		
			PERSONS INTERCEPTED	INTERCEPTS	INCRIMINATING INTERCEPTS	TOTAL COST \$	OTHER THAN MANPOWER \$	ARREST	TRIALS	MOTIONS TO SUPPRESS INTERCEPTS ⁴			
										G		D	P
STATE ATTORNEY GENERAL													
1	16	231	48	3,696	149	87,653	19,653	22	1	-	1	-	20
2	16	44	14	708	14	RELATED TO NO. 1							
WASHINGTON COUNTY													
1	10	50	50	500	10	NR	NR	-	-	-	-	-	-

- | | | |
|-------------------------|------------------------|-------------------------------|
| 5 AUTOMOBILE/VAN | 10 MOBILE HOME/TRAILER | 15 SOCIAL CLUB |
| 6 CELLULAR PHONE | 11 PEN REGISTER | 16 TELEFAX |
| 7 CLOSED CIRCUIT TV | 12 MOBILE PHONE | 17 GARAGE |
| 8 DIGITAL DISPLAY PAGER | 13 PRISONER/JAIL | 18 COUNTY GOVERNMENT BUILDING |
| 9 HOTEL ROOM | 14 PAY PHONE | 19 LAW OFFICE |

TABLE B-1
STATE NEBRASKA

REPORT BY JUDGES OF COURT AUTHORIZED INTERCEPTS OF WIRE, ORAL, OR
ELECTRONIC COMMUNICATIONS PURSUANT TO TITLE 18 USC SEC 2519

A.O. NO.	AUTHORIZING OFFICIAL		OFFENSE SPECIFIED	INTERCEPT		DATE OF APPLICATION AND (AMENDMENT)	AUTHORIZED LENGTH		
	JUDGE	PROSECUTOR		TYPE1	PLACE2		ORIGINAL ORDER (DAYS)	NUMBER OF EXTEN- SIONS	TOTAL LENGTH DAYS
DODGE COUNTY									
1	FUHRMAN	SKOKAN	NARCOTICS	P	B	04/17/91	22	-	22
LANCASTER COUNTRY									
** 1	MCGINN	HEAVICAN	NARCOTICS	P	S	02/16/90	30	-	30
1	BLUE	LACEY	NARCOTICS	P	S	02/22/91	30	-	30
2	BLUE	LACEY	NARCOTICS	P	SA	04/05/91	30	1	60

1 TYPE: P=PHONE WIRE; M=MICROPHONE-EAVESDROP; E=ELECTRONIC; NA=NOT AVAILABLE; NR=NOT REPORTED; O=OTHER
 2 PLACE: S=SINGLE FAMILY DWELLING; A=APARTMENT; M=MULTIPLE DWELLING; B=BUSINESS; R=ROVING; O=OTHER
 3 NI IN THIS COLUMN INDICATES NEVER INSTALLED
 4 MOTIONS: G=GRANTED; D=DENIED; P=PENDING
 * THIS WIRETAP WAS TERMINATED DURING 1989. INFORMATION ABOUT THIS WIRETAP IS CONTAINED IN SUMMARY TABLE 8.
 ** THIS WIRETAP WAS TERMINATED DURING 1980. INFORMATION ABOUT THIS WIRETAP IS CONTAINED IN SUMMARY TABLE 8.

REPORT BY PROSECUTORS OF COURT AUTHORIZED INTERCEPTS OF WIRE, ORAL, OR
ELECTRONIC COMMUNICATIONS PURSUANT TO TITLE 18 USC SEC 2519

A.O. NO.	NUMBER OF DAYS IN OPERATION ³	AVERAGE INTER-CEPTS PER DAY	NUMBER OF			COSTS		NUMBER OF			PERSONS CONVICTED		
			PERSONS INTER-CEPTED	INTER-CEPTS	INCRIMINATING INTER-CEPTS	TOTAL COST \$	OTHER THAN MANPOWER \$	ARREST	TRIALS	MOTIONS TO SUPPRESS INTER-CEPTS ⁴			
										G		D	P
DODGE COUNTY													
1	22	18	19	404	23	23,000	5,000	-	-	-	-	-	
LANCASTER COUNTRY													
**1	23	51	180	1,179	218	4,448	400	2	-	-	-	-	
1	30	58	109	1,728	84	22,240	400	-	-	-	-	-	
2	56	35	266	1,944	380	35,344	400	5	-	-	-	1	

5 AUTOMOBILE/VAN	10 MOBILE HOME/TRAILER	15 SOCIAL CLUB
6 CELLULAR PHONE	11 PEN REGISTER	16 TELEFAX
7 CLOSED CIRCUIT TV	12 MOBILE PHONE	17 GARAGE
8 DIGITAL DISPLAY PAGER	13 PRISONER/JAIL	18 COUNTY GOVERNMENT BUILDING
9 HOTEL ROOM	14 PAY PHONE	19 LAW OFFICE

TABLE B-1
STATE NEVADA

REPORT BY JUDGES OF COURT AUTHORIZED INTERCEPTS OF WIRE, ORAL, OR
ELECTRONIC COMMUNICATIONS PURSUANT TO TITLE 18 USC SEC 2519

A.O. NO.	AUTHORIZING OFFICIAL		OFFENSE SPECIFIED	INTERCEPT		DATE OF APPLICATION AND (AMENDMENT)	AUTHORIZED LENGTH		
	JUDGE	PROSECUTOR		TYPE1	PLACE2		ORIGINAL ORDER (DAYS)	NUMBER OF EXTEN- SIONS	TOTA LENGT DAYS
EIGHTH JUDICIAL CIRCUIT (CLARK)									
** 2	GEORGE	JOHNSON	NARCOTICS	P	S	01/19/90	30	4	15
1	MOSLEY	BELL	MURDER	P	S	11/28/90	30	2	9
2	MOSLEY	BELL	MURDER	P	S	12/06/90	30	2	9
3	THOMPSON	BELL	MURDER	P	SO6	02/28/91	30	2	9
4	THOMPSON	BELL	NARCOTICS	P	O6	03/18/91	30	-	3
5	THOMPSON	BELL	MURDER	P	O6	03/29/91	30	1	6
6	THOMPSON	BELL	MURDER	P	O6	04/08/91	30	1	6
7	THOMPSON	BELL	MURDER	P	O6	05/14/91	30	-	3

1 TYPE: P=PHONE WIRE; M=MICROPHONE-EAVESDROP; E=ELECTRONIC; NA=NOT AVAILABLE; NR=NOT REPORTED; O=OTHER
2 PLACE: S=SINGLE FAMILY DWELLING; A=APARTMENT; M=MULTIPLE DWELLING; B=BUSINESS; R=ROVING; O=OTHER
3 NI IN THIS COLUMN INDICATES NEVER INSTALLED
4 MOTIONS: G=GRANTED; D=DENIED; P=PENDING
* THIS WIRETAP WAS TERMINATED DURING 1989. INFORMATION ABOUT THIS WIRETAP IS CONTAINED IN SUMMARY TABLE 8.
** THIS WIRETAP WAS TERMINATED DURING 1990. INFORMATION ABOUT THIS WIRETAP IS CONTAINED IN SUMMARY TABLE 8.

REPORT BY PROSECUTORS OF COURT AUTHORIZED INTERCEPTS OF WIRE, ORAL, OR
ELECTRONIC COMMUNICATIONS PURSUANT TO TITLE 18 USC SEC 2519

A.O. NO.	NUMBER OF DAYS IN OPER- ATIONS ³	AVERAGE INTER- CEPTS PER DAY	NUMBER OF			COSTS		NUMBER OF			PER- SONS CON- VICTED		
			PERSONS INTER- CEPTED	INTER- CEPTS	INCRIM- INATING INTER- CEPTS	TOTAL COST \$	OTHER THAN MANPOWER \$	AR- REST	TRIALS	MOTIONS TO SUPPRESS INTER- CEPTS ⁴			
										G		D	P
EIGHTH JUDICIAL CIRCUIT (CLARK)													
** 2	136	63	383	8,640	955	3,668	3,668	-	-	-	-	-	
1	90	22	94	2,023	78	30,000	2,450	1	-	-	-	-	
2	90	3	16	319	8	RELATED TO NO. 1		-	-	-	-	-	
3	69	146	109	10,112	190	36,000	3,000	-	-	-	-	-	
4	INSTALLED BUT NOT USED												
5	51	19	74	989	31	RELATED TO NO. 3		-	-	-	-	-	
6	30	77	154	2,321	425	18,243	589	-	-	-	-	-	
7	7	1	8	12	3	RELATED TO NO. 6		-	-	-	-	-	

5 AUTOMOBILE/VAN	10 MOBILE HOME/TRAILER	15 SOCIAL CLUB
6 CELLULAR PHONE	11 PEN REGISTER	16 TELEFAX
7 CLOSED CIRCUIT TV	12 MOBILE PHONE	17 GARAGE
8 DIGITAL DISPLAY PAGER	13 PRISONER/JAIL	18 COUNTY GOVERNMENT BUILDING
9 HOTEL ROOM	14 PAY PHONE	19 LAW OFFICE

TABLE B-1
STATE NEW JERSEY

REPORT BY JUDGES OF COURT AUTHORIZED INTERCEPTS OF WIRE, ORAL, OR
ELECTRONIC COMMUNICATIONS PURSUANT TO TITLE 18 USC SEC 2519

A.O. NO.	AUTHORIZING OFFICIAL		OFFENSE SPECIFIED	INTERCEPT		DATE OF APPLICATION AND (AMENDMENT)	AUTHORIZED LENGTH		
	JUDGE	PROSECUTOR		TYPE1	PLACE2		ORIGINAL ORDER (DAYS)	NUMBER OF EXTEN- SIONS	TOTAL LENGTH DAYS
STATE ATTORNEY GENERAL									
**45	BIGLEY	DEL TUFO	BRIBERY	M	B	12/03/90	20	-	20
**46	BIGLEY	DEL TUFO	BRIBERY	M	B	12/03/90	20	-	20
1	WILLIAMS	DEL TUFO	KIDNAPPING	P	S	01/18/91	30	-	30
2	WILLIAMS	DEL TUFO	KIDNAPPING	P	S	01/18/91	30	-	30
3	BIGLEY	DEL TUFO	BRIBERY	P	B	02/04/91	30	-	30
4	BIGLEY	DEL TUFO	THEFT	P	B	02/04/91	30	-	30
5	BIGLEY	DEL TUFO	THEFT	M	B	02/04/91	30	-	30
6	BIGLEY	DEL TUFO	THEFT	P	B	02/04/91	30	1	60
7	BIGLEY	DEL TUFO	THEFT	P	B	02/04/91	30	1	60
8	BIGLEY	DEL TUFO	THEFT	P	B	02/04/91	30	1	60
9	BIGLEY	DEL TUFO	THEFT	P	B	02/04/91	30	1	60
10	BIGLEY	DEL TUFO	THEFT	M	B	02/04/91	30	1	60
11	BIGLEY	DEL TUFO	THEFT	P	B	02/20/91	30	1	60
12	COHEN	DEL TUFO	CONSPIRACY	P	A	02/25/91	20	-	20
13	BIGLEY	DEL TUFO	BRIBERY	M	B	03/11/91	30	-	30
14	COHEN	DEL TUFO	GAMBLING	P	S	03/28/91	20	-	20
15	COHEN	DEL TUFO	GAMBLING	P	S	04/30/91	20	-	20
16	COHEN	DEL TUFO	NARCOTICS	P	S	05/17/91	20	-	20

1 TYPE: P=PHONE WIRE; M=MICROPHONE-EAVESDROP; E=ELECTRONIC; NA=NOT AVAILABLE; NR=NOT REPORTED; O=OTHER
2 PLACE: S=SINGLE FAMILY DWELLING; A=APARTMENT; M=MULTIPLE DWELLING; B=BUSINESS; R=ROVING; O=OTHER
3 NI IN THIS COLUMN INDICATES NEVER INSTALLED
4 MOTIONS: G=GRANTED; D=DENIED; P=PENDING
* THIS WIRETAP WAS TERMINATED DURING 1989. INFORMATION ABOUT THIS WIRETAP IS CONTAINED IN SUMMARY TABLE 8.
** THIS WIRETAP WAS TERMINATED DURING 1990. INFORMATION ABOUT THIS WIRETAP IS CONTAINED IN SUMMARY TABLE 8.

REPORT BY PROSECUTORS OF COURT AUTHORIZED INTERCEPTS OF WIRE, ORAL, OR ELECTRONIC COMMUNICATIONS PURSUANT TO TITLE 18 USC SEC 2519

A.O. NO.	NUMBER OF DAYS IN OPERATIONS	AVERAGE INTERCEPTS PER DAY	NUMBER OF			COSTS		NUMBER OF			PERSONS CONVICTED		
			PERSONS INTERCEPTED	INTERCEPTS	INCRIMINATING INTERCEPTS	TOTAL COST \$	OTHER THAN MANPOWER \$	ARREST	TRIALS	MOTIONS TO SUPPRESS INTERCEPTS ⁴			
										G		D	P
STATE ATTORNEY GENERAL													
**45	16	7	2	104	12	8,647	387	1	-	-	-	-	
**46	16	30	9	485	40	8,827	387	4	-	-	-	-	
1	30	25	16	748	312	50,111	1,178	-	-	-	-	-	
2	30	45	12	1,356	441	50,014	1,081	-	-	-	-	-	
3	12	2	25	25	1	5,841	321	1	-	-	-	-	
4	26	19	4	484	8	12,883	683	2	-	-	-	-	
5	28	7	3	200	11	13,530	-	1	-	-	-	-	
6	45	9	6	412	26	22,326	1,266	4	-	-	-	-	
7	45	35	6	1,553	61	15,986	1,266	3	-	-	-	-	
8	22	9	NR	197	1	11,562	762	-	-	-	-	-	
9	45	35	4	1,578	9	22,126	1,266	1	-	-	-	-	
10	47	18	10	857	79	23,153	1,293	5	-	-	-	-	
11	46	12	2	568	29	20,221	891	3	-	-	-	-	
12	20	10	82	208	50	22,783	1,127	-	-	-	-	-	
13	20	7	2	142	9	9,890	510	2	-	-	-	-	
14	20	10	50	209	16	9,227	127	17	-	-	-	-	
15	20	22	74	440	136	12,167	127	17	-	-	-	-	
16	20	1	35	127	11	20,980	3,300	1	-	-	-	-	

- 5 AUTOMOBILE/VAN
- 6 CELLULAR PHONE
- 7 CLOSED CIRCUIT TV
- 8 DIGITAL DISPLAY PAGER
- 9 HOTEL ROOM
- 10 MOBILE HOME/TRAILER
- 11 PEN REGISTER
- 12 MOBILE PHONE
- 13 PRISONER/JAIL
- 14 PAY PHONE
- 15 SOCIAL CLUB
- 16 TELEFAX
- 17 GARAGE
- 18 COUNTY GOVERNMENT BUILDING
- 19 LAW OFFICE

TABLE B-1
STATE NEW JERSEY

REPORT BY JUDGES OF COURT AUTHORIZED INTERCEPTS OF WIRE, ORAL, OR
ELECTRONIC COMMUNICATIONS PURSUANT TO TITLE 18 USC SEC 2519

A.O. NO.	AUTHORIZING OFFICIAL		OFFENSE SPECIFIED	INTERCEPT		DATE OF APPLICATION AND (AMENDMENT)	AUTHORIZED LENGTH		
	JUDGE	PROSECUTOR		TYPE1	PLACE2		ORIGINAL ORDER (DAYS)	NUMBER OF EXTEN- SIONS	TOTAL LENGTH DAYS
STATE ATTORNEY GENERAL (CONT.)									
17	COHEN	DEL TUFO	NARCOTICS	P	O14	05/17/91	20	-	20
18	BIGLEY	DEL TUFO	GAMBLING	M	B	09/02/91	30	1	60
ATLANTIC COUNTY									
1	WILLIAMS	BLITZ	NARCOTICS	P	A	08/25/91	20	-	20
BERGEN COUNTY									
1	GROSSI	FAHY	N/R	P	S	04/25/91	20	1	30
2	CIOLINO	FAHY	MURDER	P	S	05/21/91	20	-	20
3	CIOLINO	FAHY	GAMBLING	P	S	05/25/91	30	-	30
4	CIOLINO	FAHY	NARCOTICS	P	S	07/11/91	20	1	30
5	CIOLINO	FAHY	NARCOTICS	P	B	07/11/91	20	1	30
CAMDEN COUNTY									
1	BIGLEY	BORDEN	GAMBLING	P	S	12/17/90	20	-	20
2	BIGLEY	BORDEN	GAMBLING	P	A	12/17/90	20	-	20
3	BIGLEY	BORDEN	GAMBLING	P	S	12/21/90	20	-	20
4	BIGLEY	BORDEN	NARCOTICS	P	S	06/14/91	30	1	60
5	BIGLEY	BORDEN	NARCOTICS	P	S	11/12/91	20	-	20
ESSEX COUNTY									
1	COHEN	MULVIHILL	NARCOTICS	P	A	11/06/91	20	-	20

1 TYPE: P=PHONE WIRE; M=MICROPHONE-EAVESDROP; E=ELECTRONIC; NA=NOT AVAILABLE; NR=NOT REPORTED; O=OTHER
2 PLACE: S=SINGLE FAMILY DWELLING; A=APARTMENT; M=MULTIPLE DWELLING; B=BUSINESS; R=ROVING; O=OTHER
3 NI IN THIS COLUMN INDICATES NEVER INSTALLED
4 MOTIONS: G=GRANTED; D=DENIED; P=PENDING
* THIS WIRETAP WAS TERMINATED DURING 1989. INFORMATION ABOUT THIS WIRETAP IS CONTAINED IN SUMMARY TABLE 8.
** THIS WIRETAP WAS TERMINATED DURING 1990. INFORMATION ABOUT THIS WIRETAP IS CONTAINED IN SUMMARY TABLE 8.

REPORT BY PROSECUTORS OF COURT AUTHORIZED INTERCEPTS OF WIRE, ORAL, OR
ELECTRONIC COMMUNICATIONS PURSUANT TO TITLE 18 USC SEC 2519

A.O. NO.	NUMBER OF DAYS IN OPER- ATION ³	AVERAGE INTER- CEPTS PER DAY	NUMBER OF			COSTS		NUMBER OF				PER- SONS CON- VICTED	
			PERSONS INTER- CEPTED	INTER- CEPTS	INCRIM- INATING INTER- CEPTS	TOTAL COST \$	OTHER THAN MANPOWER \$	AR- REST	TRIALS	MOTIONS TO SUPPRESS INTER- CEPTS ⁴			
										G	D		P
STATE ATTORNEY GENERAL (CONT.)													
17	20	16	94	314	21	12,680	3,000	1	-	-	-	-	
18	59	1	17	88	52	110,860	10,000	-	-	-	-	-	
ATLANTIC COUNTY													
1	20	17	431	3,094	59	36,131	1,135	-	-	-	-	-	
BERGEN COUNTY													
1	NO PROSECUTOR'S REPORT												
2	20	54	8	1,084	4	44,500	1,300	-	-	-	-	-	
3	16	31	8	502	50	101,600	800	8	-	-	-	-	
4	30	49	70	1,474	-	33,400	1,000	-	-	-	-	-	
5	30	87	100	2,598	-	77,000	3,000	-	-	-	-	-	
CAMDEN COUNTY													
1	20	24	35	480	457	17,000	2,000	8	-	-	-	-	
2	NO PROSECUTOR'S REPORT												
3	17	32	25	547	446	17,000	2,000	8	-	-	-	-	
4	NO PROSECUTOR'S REPORT												
5	20	25	223	498	95	10,940	100	-	-	-	-	-	
ESSEX COUNTY													
1	18	63	85	1,139	216	30,562	-	33	-	-	-	-	

5 AUTOMOBILE/VAN	10 MOBILE HOME/TRAILER	15 SOCIAL CLUB
6 CELLULAR PHONE	11 PEN REGISTER	16 TELEFAX
7 CLOSED CIRCUIT TV	12 MOBILE PHONE	17 GARAGE
8 DIGITAL DISPLAY PAGER	13 PRISONER/JAIL	18 COUNTY GOVERNMENT BUILDING
9 HOTEL ROOM	14 PAY PHONE	19 LAW OFFICE

TABLE B-1
STATE NEW JERSEY

REPORT BY JUDGES OF COURT AUTHORIZED INTERCEPTS OF WIRE, ORAL, OR
ELECTRONIC COMMUNICATIONS PURSUANT TO TITLE 18 USC SEC 2519

A.O. NO.	AUTHORIZING OFFICIAL		OFFENSE SPECIFIED	INTERCEPT		DATE OF APPLICATION AND (AMENDMENT)	AUTHORIZED LENGTH		
	JUDGE	PROSECUTOR		TYPE1	PLACE2		ORIGINAL ORDER (DAYS)	NUMBER OF EXTEN- SIONS	TOTAL LENGTH DAYS
ESSEX COUNTY (CONT.)									
2	COHEN	MULVIHILL	NARCOTICS	P	B	11/06/91	20	-	20
GLOUCESTER COUNTY									
1	BIGLEY	HICKEY	NARCOTICS	P	S	04/05/91	17	-	17
2	BIGLEY	HICKEY	NARCOTICS	P	S	04/05/91	20	-	20
3	BIGLEY	COTTON	NARCOTICS	P	S	09/16/91	20	2	40
4	BIGLEY	COTTON	NARCOTICS	P	B	09/16/91	20	2	40
5	BIGLEY	COTTON	NARCOTICS	P	B	09/16/91	20	2	40
6	BIGLEY	COTTON	NARCOTICS	P	S	10/16/91	20	1	30
7	BIGLEY	COTTON	NARCOTICS	P	S	10/16/91	20	1	30
8	BIGLEY	COTTON	NARCOTICS	P	B	11/01/91	20	2	40
9	BIGLEY	COTTON	NARCOTICS	P	B	11/01/91	20	2	40
HUDSON COUNTY									
1	GROSSI	DePASCALE	NARCOTICS	P	O6	02/11/91	20	2	40
2	GROSSI	DePASCALE	NARCOTICS	P	A	02/25/91	20	1	30
3	GROSSI	DePASCALE	NARCOTICS	P	A	02/25/91	20	1	30
4	GROSSI	DePASCALE	NARCOTICS	P	A	02/25/91	20	1	30
5	GROSSI	DePASCALE	NARCOTICS	PE	A	05/09/91	20	-	20
6	GROSSI	DePASCALE	NARCOTICS	PE	A	06/17/91	20	2	40

1 TYPE: P=PHONE WIRE; M=MICROPHONE-EAVESDROP; E=ELECTRONIC; NA=NOT AVAILABLE; NR=NOT REPORTED; O=OTHER
2 PLACE: S=SINGLE FAMILY DWELLING; A=APARTMENT; M=MULTIPLE DWELLING; B=BUSINESS; R=ROVING; O=OTHER
3 NI IN THIS COLUMN INDICATES NEVER INSTALLED
4 MOTIONS: G=GRANTED; D=DENIED; P=PENDING
* THIS WIRETAP WAS TERMINATED DURING 1989. INFORMATION ABOUT THIS WIRETAP IS CONTAINED IN SUMMARY TABLE 8.
** THIS WIRETAP WAS TERMINATED DURING 1990. INFORMATION ABOUT THIS WIRETAP IS CONTAINED IN SUMMARY TABLE 8.

REPORT BY PROSECUTORS OF COURT AUTHORIZED INTERCEPTS OF WIRE, ORAL, OR
ELECTRONIC COMMUNICATIONS PURSUANT TO TITLE 18 USC SEC 2519

A.O. NO.	NUMBER OF DAYS IN OPER- ATION ³	AVERAGE INTER- CEPTS PER DAY	NUMBER OF			COSTS		AR- REST	NUMBER OF TRIALS	MOTIONS TO SUPPRESS INTER- CEPTS ⁴			PER- SONS CON- VICTED
			PERSONS INTER- CEPTED	INTER- CEPTS	INCRIM- INATING INTER- CEPTS	TOTAL COST \$	OTHER THAN MANPOWER \$			G	D	P	
ESSEX COUNTY (CONT.)													
2	18	67	55	1,196	182	RELATED TO NO. 1							
GLOUCESTER COUNTY													
1	17	10	370	177	8	31,820	-	15	-	-	-	-	
2	17	8	268	137	27	31,820	-	-	-	-	-	-	
3	40	20	1,634	817	74	185,000	25,000	-	-	-	-	-	
4	RELATED TO NO. 3												
5	40	22	1,776	888	143	RELATED TO NO. 3							
6	30	4	242	121	18	RELATED TO NO. 3							
7	30	18	1,094	546	27	RELATED TO NO. 3							
8	40	29	2,296	1,169	174	RELATED TO NO. 3							
9	40	83	6,693	3,305	344	RELATED TO NO. 3							
HUDSON COUNTY													
1	38	16	28	603	237	122,012	602	12	-	-	-	3	
2	24	22	28	523	159	RELATED TO NO. 1							
3	23	18	28	415	53	RELATED TO NO. 1							
4	25	18	28	441	126	RELATED TO NO. 1							
5	14	37	17	519	117	42,337	127	12	-	-	-	-	
6	39	70	47	2,734	186	135,471	933	17	-	-	-	-	

5 AUTOMOBILE/VAN
6 CELLULAR PHONE
7 CLOSED CIRCUIT TV
8 DIGITAL DISPLAY PAGER
9 HOTEL ROOM

10 MOBILE HOME/TRAILER
11 PEN REGISTER
12 MOBILE PHONE
13 PRISONER/JAIL
14 PAY PHONE
15 SOCIAL CLUB
16 TELEFAX
17 GARAGE
18 COUNTY GOVERNMENT BUILDING
19 LAW OFFICE

TABLE B-1
STATE NEW JERSEY

REPORT BY JUDGES OF COURT AUTHORIZED INTERCEPTS OF WIRE, ORAL, OR
ELECTRONIC COMMUNICATIONS PURSUANT TO TITLE 18 USC SEC 2519

A.O. NO.	AUTHORIZING OFFICIAL		OFFENSE SPECIFIED	INTERCEPT		DATE OF APPLICATION AND (AMENDMENT)	AUTHORIZED LENGTH		
	JUDGE	PROSECUTOR		TYPE1	PLACE2		ORIGINAL ORDER (DAYS)	NUMBER OF EXTEN- SIONS	TOTAL LENGTH DAYS
HUDSON COUNTY (CONT.)									
7	GROSSI	DePASCALE	NARCOTICS	PE	A	06/17/91	20	2	40
8	GROSSI	DePASCALE	NARCOTICS	PE	AB	07/09/91	20	1	30
9	GROSSI	DePASCALE	NARCOTICS	PE	AB	07/09/91	20	1	30
10	GROSSI	DePASCALE	NARCOTICS	PE	AB	07/09/91	20	1	30
11	GROSSI	DePASCALE	NARCOTICS	PE	A	07/19/91	20	-	20
12	LENOX	DePASCALE	NARCOTICS	PE	A	08/15/91	20	-	20
13	LENOX	DePASCALE	GAMBLING	PE	B	08/15/91	20	-	20
14	GROSSI	MESSANO	GAMBLING	PE	A	11/21/91	20	-	20
15	GROSSI	MESSANO	GAMBLING	P	S	11/27/91	20	-	20
MERCER COUNTY									
1	LENOX	KOENIG	NARCOTICS	P	S	03/22/91	20	1	30
2	BREITKOPF	KOENIG	NARCOTICS	P	A	04/04/91	20	-	20
MIDDLESEX COUNTY									
1	BREITKOPF	ROCKOFF	NARCOTICS	P	A	04/08/91	20	-	20
2	BREITKOPF	ROCKOFF	NARCOTICS	P	A	04/10/91	20	-	20
3	BREITKOPF	ROCKOFF	NARCOTICS	P	S	04/10/91	20	-	20
4	BREITKOPF	ROCKOFF	NARCOTICS	P	SA	04/10/91	20	-	20
5	BREITKOPF	ROCKOFF	NARCOTICS	P	A	09/26/91	20	-	20

1 TYPE: P=PHONE WIRE; M=MICROPHONE-EAVESDROP; E=ELECTRONIC; NA=NOT AVAILABLE; NR=NOT REPORTED; O=OTHER
2 PLACE: S=SINGLE FAMILY DWELLING; A=APARTMENT; M=MULTIPLE DWELLING; B=BUSINESS; R=ROVING; O=OTHER
3 NI IN THIS COLUMN INDICATES NEVER INSTALLED
4 MOTIONS: G=GRANTED; D=DENIED; P=PENDING
* THIS WIRETAP WAS TERMINATED DURING 1989. INFORMATION ABOUT THIS WIRETAP IS CONTAINED IN SUMMARY TABLE 8.
** THIS WIRETAP WAS TERMINATED DURING 1990. INFORMATION ABOUT THIS WIRETAP IS CONTAINED IN SUMMARY TABLE 8.

REPORT BY PROSECUTORS OF COURT AUTHORIZED INTERCEPTS OF WIRE, ORAL, OR
ELECTRONIC COMMUNICATIONS PURSUANT TO TITLE 18 USC SEC 2519

A.O. NO.	NUMBER OF DAYS IN OPERATION ³	AVERAGE INTERCEPTS PER DAY	NUMBER OF			COSTS		ARREST	TRIALS	NUMBER OF			PERSONS CONVICTED
			PERSONS INTERCEPTED	INTERCEPTS	INCRIMINATING INTERCEPTS	TOTAL COST \$	OTHER THAN MANPOWER \$			MOTIONS TO SUPPRESS INTERCEPTS ⁴			
										G	D	P	
HUDSON COUNTY (CONT.)													
7	39	14	47	552	17	RELATED TO NO. 6							
8	25	27	47	675	6	RELATED TO NO. 6							
9	30	29	47	861	23	RELATED TO NO. 6							
10	30	9	47	260	18	RELATED TO NO. 6							
11	20	45	47	892	26	RELATED TO NO. 6							
12	8	8	11	64	5	7,430	230	2	-	-	-	-	
13	8	50	11	403	197	RELATED TO NO. 12							
14	13	6	14	73	53	11,940	240	1	-	-	-	-	
15	8	8	14	63	53	RELATED TO NO. 14							
MERCER COUNTY													
11	28	56	67	578	124	29,800	1,000	10	-	-	-	-	
12	19	44	27	835	133	14,600	600	10	-	-	-	-	
MIDDLESEX COUNTY													
1	15	60	30	900	700	7,450	250	11	-	-	-	-	
2	3	18	9	54	-	735	15	-	-	-	-	-	
3	10	15	15	150	50	2,525	125	6	-	-	-	-	
4	10	14	20	140	40	2,525	125	6	-	-	-	-	
5	9	47	22	426	65	1,855	175	-	-	-	-	-	

- 5 AUTOMOBILE/VAN
- 6 CELLULAR PHONE
- 7 CLOSED CIRCUIT TV
- 8 DIGITAL DISPLAY PAGER
- 9 HOTEL ROOM
- 10 MOBILE HOME/TRAILER
- 11 PEN REGISTER
- 12 MOBILE PHONE
- 13 PRISONER/JAIL
- 14 PAY PHONE
- 15 SOCIAL CLUB
- 16 TELEFAX
- 17 GARAGE
- 18 COUNTY GOVERNMENT BUILDING
- 19 LAW OFFICE

TABLE B-1
STATE NEW JERSEY

REPORT BY JUDGES OF COURT AUTHORIZED INTERCEPTS OF WIRE, ORAL, OR
ELECTRONIC COMMUNICATIONS PURSUANT TO TITLE 18 USC SEC 2519

A.O. NO.	AUTHORIZING OFFICIAL		OFFENSE SPECIFIED	INTERCEPT		DATE OF APPLICATION AND (AMENDMENT)	AUTHORIZED LENGTH		
	JUDGE	PROSECUTOR		TYPE1	PLACE2		ORIGINAL ORDER (DAYS)	NUMBER OF EXTEN- SIONS	TOTAL LENGTH DAYS
MIDDLESEX COUNTY (CONT.)									
6	BREITKOPF	ROCKOFF	NARCOTICS	P	S	10/02/91	20	-	20
7	BREITKOPF	ROCKOFF	NARCOTICS	P	A	10/02/91	20	-	20
8	BREITKOPF	ROCKOFF	NARCOTICS	P	S	11/14/91	20	-	20
9	BREITKOPF	ROCKOFF	GAMBLING	P	S	11/22/91	20	-	20
OCEAN COUNTY									
1	LENOX	HOLZAPFEL	RACKETEERING	P	B	08/15/91	20	-	20
2	LENOX	HOLZAPFEL	RACKETEERING	P	S	08/15/91	30	2	90
3	LENOX	HOLZAPFEL	RACKETEERING	P	B	08/15/91	30	2	90
PASSAIC COUNTY									
1	CIOLINO	FAVA	NARCOTICS	P	S	09/04/91	20	-	20
2	CIOLINO	FAVA	GAMBLING	P	O14	11/04/91	20	2	40
3	CIOLINO	FAVA	GAMBLING	P	O14	11/18/91	20	-	20
SOMERSET COUNTY									
1	LENOX	BISSELL	GAMBLING	P	B	01/08/91	20	-	20
2	LENOX	BISSELL	GAMBLING	M	B	01/08/91	20	-	20
3	LENOX	BISSELL	GAMBLING	P	S	01/08/91	20	-	20
4	LENOX	BISSELL	NARCOTICS	P	A	03/20/91	20	1	30
5	LENOX	BISSELL	GAMBLING	P	B	01/08/91	20	-	20

1 TYPE: P=PHONE WIRE; M=MICROPHONE-EAVESDROP; E=ELECTRONIC; NA=NOT AVAILABLE; NR=NOT REPORTED; O=OTHER
2 PLACE: S=SINGLE FAMILY DWELLING; A=APARTMENT; M=MULTIPLE DWELLING; B=BUSINESS; R=ROVING; O=OTHER
3 NI IN THIS COLUMN INDICATES NEVER INSTALLED
4 MOTIONS: G=GRANTED; D=DENIED; P=PENDING
* THIS WIRETAP WAS TERMINATED DURING 1999. INFORMATION ABOUT THIS WIRETAP IS CONTAINED IN SUMMARY TABLE 8.
** THIS WIRETAP WAS TERMINATED DURING 1990. INFORMATION ABOUT THIS WIRETAP IS CONTAINED IN SUMMARY TABLE 8.

REPORT BY PROSECUTORS OF COURT AUTHORIZED INTERCEPTS OF WIRE, ORAL, OR
ELECTRONIC COMMUNICATIONS PURSUANT TO TITLE 18 USC SEC 2519

A.O. NO.	NUMBER OF DAYS IN OPER- ATION ³	AVERAGE INTER- CEPTS PER DAY	NUMBER OF			COSTS		NUMBER OF			PER- SONS CON- VICTED		
			PERSONS INTER- CEPTED	INTER- CEPTS	INCRIM- INATING INTER- CEPTS	TOTAL COST \$	OTHER THAN MANPOWER \$	AR- REST	TRIALS	MOTIONS TO SUPPRESS INTER- CEPTS ⁴			
										G		D	P
MIDDLESEX COUNTY (CONT.)													
6	10	15	12	150	20	2,575	175	5	-	-	-	-	
7	17	16	9	272	85	1,740	210	4	-	-	-	-	
8	13	25	52	325	168	3,295	275	11	-	-	-	-	
9	17	32	17	544	425	4,355	275	6	-	-	-	-	
OCEAN COUNTY													
1	20	27	145	539	10	90,176	18,976	-	-	-	-	-	
2	80	28	460	2,204	146	RELATED TO NO. 1		-	-	-	-	-	
3	90	25	510	1,977	131	RELATED TO NO. 1		-	-	-	-	-	
PASSAIC COUNTY													
1	20	22	293	440	51	31,000	2,500	4	-	-	-	1	
2	40	42	40	1,692	98	31,100	3,100	-	-	-	-	-	
3	20	25	7	507	8	22,150	2,150	-	-	-	-	-	
SOMERSET COUNTY													
1	RELATED TO NO. 2												
2	20	51	253	1,027	80	22,000	11,000	3	-	-	-	-	
3	RELATED TO NO. 2												
4	23	49	17	1,130	67	253,500	3,500	11	-	-	-	11	
5	RELATED TO NO. 2												

5 AUTOMOBILE/VAN	10 MOBILE HOME/TRAILER	15 SOCIAL CLUB
6 CELLULAR PHONE	11 PEN REGISTER	16 TELEFAX
7 CLOSED CIRCUIT TV	12 MOBILE PHONE	17 GARAGE
8 DIGITAL DISPLAY PAGER	13 PRISONER/JAIL	18 COUNTY GOVERNMENT BUILDING
9 HOTEL ROOM	14 PAY PHONE	19 LAW OFFICE

TABLE B-1
STATE NEW JERSEY

REPORT BY JUDGES OF COURT AUTHORIZED INTERCEPTS OF WIRE, ORAL, OR
ELECTRONIC COMMUNICATIONS PURSUANT TO TITLE 18 USC SEC 2519

A.O. NO.	AUTHORIZING OFFICIAL		OFFENSE SPECIFIED	INTERCEPT		DATE OF APPLICATION AND (AMENDMENT)	AUTHORIZED LENGTH		
	JUDGE	PROSECUTOR		TYPE1	PLACE2		ORIGINAL ORDER (DAYS)	NUMBER OF EXTEN- SIONS	TOTAL LENGTH DAYS
SOMERSET COUNTY (CONT.)									
6	COHEN	BISSELL	GAMBLING	P	S	05/31/91	20	-	20
7	BREITKOPF	ROCKOFF	NARCOTICS	P	A	09/24/91	20	-	20
8	LENOX	BISSELL	GAMBLING	P	S	11/08/91	20	2	40
9	LENOX	BISSELL	GAMBLING	P	S	11/19/91	20	-	20
10	LENOX	BISSELL	GAMBLING	P	B	11/19/91	20	-	20
11	LENOX	BISSELL	GAMBLING	P	O14	11/19/91	20	-	20
UNION COUNTY									
1	COHEN	TUCKER	NARCOTICS	P	S	02/07/91	20	1	30
2	COHEN	TUCKER	NARCOTICS	P	A	02/22/91	20	2	80
3	COHEN	TUCKER	NARCOTICS	P	S	03/26/91	20	1	50
4	COHEN	RUOTOLO	NARCOTICS	P	A	07/19/91	20	1	30
5	COHEN	RUOTOLO	NARCOTICS	P	A	07/19/91	20	1	30
6	GROSSI	RUOTOLO	NARCOTICS	P	S	08/06/91	20	-	20
7	BREITKOPF	RUOTOLO	GAMBLING	P	A	10/11/91	20	-	20
8	COHEN	RUOTOLO	GAMBLING	P	A	10/18/91	20	-	20
9	COHEN	RUOTOLO	NARCOTICS	P	S	10/25/91	20	1	30
10	COHEN	RUOTOLO	NARCOTICS	P	S	10/29/91	20	-	20
11	COHEN	RUOTOLO	NARCOTICS	P	S	10/29/91	20	-	20

1 TYPE: P=PHONE WIRE; M=MICROPHONE-EAVESDROP; E=ELECTRONIC; NA=NOT AVAILABLE; NR=NOT REPORTED; O=OTHER
2 PLACE: S=SINGLE FAMILY DWELLING; A=APARTMENT; M=MULTIPLE DWELLING; B=BUSINESS; R=ROVING; O=OTHER
3 NI IN THIS COLUMN INDICATES NEVER INSTALLED
4 MOTIONS: G=GRANTED; D=DENIED; P=PENDING
* THIS WIRETAP WAS TERMINATED DURING 1989. INFORMATION ABOUT THIS WIRETAP IS CONTAINED IN SUMMARY TABLE 8.
** THIS WIRETAP WAS TERMINATED DURING 1990. INFORMATION ABOUT THIS WIRETAP IS CONTAINED IN SUMMARY TABLE 8.

REPORT BY PROSECUTORS OF COURT AUTHORIZED INTERCEPTS OF WIRE, ORAL, OR
ELECTRONIC COMMUNICATIONS PURSUANT TO TITLE 18 USC SEC 2519

A.O. NO.	NUMBER OF DAYS IN OPER- ATION ³	AVERAGE INTER- CEPTS PER DAY	NUMBER OF			COSTS		NUMBER OF			PER- SONS CON- VICTED		
			PERSONS INTER- CEPTED	INTER- CEPTS	INCRIM- INATING INTER- CEPTS	TOTAL COST \$	OTHER THAN MANPOWER \$	AR- REST	TRIALS	MOTIONS TO SUPPRESS INTER- CEPTS ⁴			
										G		D	P
SOMERSET COUNTY (CONT.)													
6	NO PROSECUTOR'S REPORT												
7	NO PROSECUTOR'S REPORT												
8	32	37	78	1,179	103	311,613	7,016	-	-	-	-	-	
9	20	17	50	346	25	RELATED TO NO. 8							
10	20	30	375	590	10	RELATED TO NO. 8							
11	20	26	350	518	10	RELATED TO NO. 8							
UNION COUNTY													
1	30	60	28	1,800	450	87,420	2,370	16	-	-	-	-	
2	54	70	34	3,780	980	158,420	5,330	20	-	-	-	-	
3	22	52	12	1,144	381	RELATED TO NO. 2							
4	27	19	21	513	149	51,397	5,470	5	-	-	-	-	
5	27	26	16	690	230	RELATED TO NO. 4							
6	18	28	10	510	132	RELATED TO NO. 4							
7	11	52	12	570	121	12,285	1,890	4	-	-	-	-	
8	20	21	22	410	195	26,450	3,770	8	-	-	-	-	
9	30	24	20	721	150	49,060	3,700	9	-	-	-	-	
10	18	42	14	753	188	42,784	1,960	6	-	-	-	-	
11	9	11	4	95	-	RELATED TO NO. 10							

5 AUTOMOBILE/VAN
6 CELLULAR PHONE
7 CLOSED CIRCUIT TV
8 DIGITAL DISPLAY PAGER
9 HOTEL ROOM

10 MOBILE HOME/TRAILER
11 PEN REGISTER
12 MOBILE PHONE
13 PRISONER/JAIL
14 PAY PHONE

15 SOCIAL CLUB
16 TELEFAX
17 GARAGE
18 COUNTY GOVERNMENT BUILDING
19 LAW OFFICE

TABLE B-1
STATE NEW JERSEY

REPORT BY JUDGES OF COURT AUTHORIZED INTERCEPTS OF WIRE, ORAL, OR
ELECTRONIC COMMUNICATIONS PURSUANT TO TITLE 18 USC SEC 2519

A.O. NO.	AUTHORIZING OFFICIAL		OFFENSE SPECIFIED	INTERCEPT		DATE OF APPLICATION AND (AMENDMENT)	AUTHORIZED LENGTH		
	JUDGE	PROSECUTOR		TYPE1	PLACE2		ORIGINAL ORDER (DAYS)	NUMBER OF EXTEN- SIONS	TOTAL LENGTH DAYS
UNION COUNTY (CONT.)									
12	COHEN	RUOTOLO	GAMBLING	P	S	11/01/91	20	-	20
13	COHEN	RUOTOLO	GAMBLING	P	S	11/01/91	20	-	20
14	COHEN	RUOTOLC	GAMBLING	P	S	11/05/91	20	-	20
15	COHEN	RUOTOLO	NARCOTICS	P	A	11/14/91	20	-	20

1 TYPE: P=PHONE WIRE; M=MICROPHONE-EAVESDROP; E=ELECTRONIC; NA=NOT AVAILABLE; NR=NOT REPORTED; O=OTHER
2 PLACE: S=SINGLE FAMILY DWELLING; A=APARTMENT; M=MULTIPLE DWELLING; B=BUSINESS; R=ROVING; O=OTHER
3 NI IN THIS COLUMN INDICATES NEVER INSTALLED
4 MOTIONS: G=GRANTED; D=DENIED; P=PENDING
* THIS WIRETAP WAS TERMINATED DURING 1989. INFORMATION ABOUT THIS WIRETAP IS CONTAINED IN SUMMARY TABLE 8.
** THIS WIRETAP WAS TERMINATED DURING 1990. INFORMATION ABOUT THIS WIRETAP IS CONTAINED IN SUMMARY TABLE 8.

REPORT BY PROSECUTORS OF COURT AUTHORIZED INTERCEPTS OF WIRE, ORAL, OR
ELECTRONIC COMMUNICATIONS PURSUANT TO TITLE 18 USC SEC 2519

A.O. NO.	NUMBER OF DAYS IN OPER- ATION ³	AVERAGE INTER- CEPTS PER DAY	NUMBER OF			COSTS		NUMBER OF			PER- SONS CON- VICTED		
			PERSONS INTER- CEPTED	INTER- CEPTS	INCRIM- INATING INTER- CEPTS	TOTAL COST \$	OTHER THAN MANPOWER \$	AR- REST	TRIALS	MOTIONS TO SUPPRESS INTER- CEPTS ⁴			
										G		D	P
UNION COUNTY (CONT.)													
12	18	12	14	216	54	RELATED TO NO. 8							
13	7	9	3	65	2	RELATED TO NO. 8							
14	14	5	5	63	4	RELATED TO NO. 8							
15	13	9	7	122	10	RELATED TO NO. 9							

- | | | |
|-------------------------|------------------------|-------------------------------|
| 5 AUTOMOBILE/VAN | 10 MOBILE HOME/TRAILER | 15 SOCIAL CLUB |
| 6 CELLULAR PHONE | 11 PEN REGISTER | 16 TELEFAX |
| 7 CLOSED CIRCUIT TV | 12 MOBILE PHONE | 17 GARAGE |
| 8 DIGITAL DISPLAY PAGER | 13 PRISONER/JAIL | 18 COUNTY GOVERNMENT BUILDING |
| 9 HOTEL ROOM | 14 PAY PHONE | 19 LAW OFFICE |

TABLE B-1
STATE NEW MEXICO

REPORT BY JUDGES OF COURT AUTHORIZED INTERCEPTS OF WIRE, ORAL, OR
ELECTRONIC COMMUNICATIONS PURSUANT TO TITLE 18 USC SEC 2519

A.O. NO.	AUTHORIZING OFFICIAL		OFFENSE SPECIFIED	INTERCEPT		DATE OF APPLICATION AND (AMENDMENT)	AUTHORIZED LENGTH		
	JUDGE	PROSECUTOR		TYPE1	PLACE2		ORIGINAL ORDER (DAYS)	NUMBER OF EXTEN- SIONS	TOTAL LENGTH DAYS
BERNALILLO COUNTY									
**1	SMITH	SCHWARTZ	GAMBLING	P	S	03/22/90	30	-	30
**2	BLACKMER	SCHWARTZ	RACKETEERING	P	BO14	05/03/90	30	-	30
**3	MURDOCH	SCHWARTZ	RACKETEERING	PE	S	06/04/90	30	1	60
**4	BLACKMER	SCHWARTZ	GAMBLING	P	S	07/06/90	30	-	30
1	DAL SANTO	SCHWARTZ	NARCOTICS	P	S	07/29/91	30	-	30
2	SANCHEZ	SCHWARTZ	NARCOTICS	P	SO6	02/28/91	30	1	60
EDDY COUNTY									
*1	SHULER	RUTLEDGE	NARCOTICS	P	S	10/15/90	30	-	30
1	SHULER	RUTLEDGE	NARCOTICS	P	S	01/18/91	30	-	30
2	SHULER	RUTLEDGE	NARCOTICS	P	S	02/04/91	30	1	60
3	SHULER	RUTLEDGE	NARCOTICS	P	S	11/13/91	30	-	30
SANTA FE COUNTY									
1	KAUFMANN	YONTZ	NARCOTICS	P	S	12/18/90	30	-	30

1 TYPE: P=PHONE WIRE; M=MICROPHONE-EAVESDROP; E=ELECTRONIC; NA=NOT AVAILABLE; NR=NOT REPORTED; O=OTHER
2 PLACE: S=SINGLE FAMILY DWELLING; A=APARTMENT; M=MULTIPLE DWELLING; B=BUSINESS; R=ROVING; O=OTHER
3 NI IN THIS COLUMN INDICATES NEVER INSTALLED
4 MOTIONS: G=GRANTED; D=DENIED; P=PENDING
* THIS WIRETAP WAS TERMINATED DURING 1999. INFORMATION ABOUT THIS WIRETAP IS CONTAINED IN SUMMARY TABLE 8.
** THIS WIRETAP WAS TERMINATED DURING 1990. INFORMATION ABOUT THIS WIRETAP IS CONTAINED IN SUMMARY TABLE 8.

REPORT BY PROSECUTORS OF COURT AUTHORIZED INTERCEPTS OF WIRE, ORAL, OR
ELECTRONIC COMMUNICATIONS PURSUANT TO TITLE 18 USC SEC 2519

A.O. NO.	NUMBER OF DAYS IN OPER- ATION ³	AVERAGE INTER- CEPTS PER DAY	NUMBER OF			COSTS		NUMBER OF					
			PERSONS INTER- CEPTED	INTER- CEPTS	INCRIM- INATING INTER- CEPTS	TOTAL COST \$	OTHER THAN MANPOWER \$	AR- REST	TRIALS	MOTIONS TO SUPPRESS INTER- CEPTS ⁴			PER- SONS CON- VICTED
										G	D	P	
BERNALILLO COUNTY													
**1	12	46	302	552	256	8,070	1,136	2	-	-	-	-	1
**2	29	238	247	6,902	255	41,521	15,119	4	-	-	-	4	-
**3	50	71	130	3,566	714	41,429	2,183	3	-	-	-	3	-
**4	12	14	133	169	22	7,568	596	1	-	-	-	1	-
1	24	138	308	3,310	102	41,220	1,800	-	-	-	-	-	-
2	28	76	365	2,119	957	56,400	2,500	-	-	-	-	-	-
EDDY COUNTY													
*1	30	53	84	1,575	63	NR	-	-	-	-	-	-	-
1	30	33	39	651	19	NR	-	-	-	-	-	-	-
2	60	74	94	4,434	117	NR	-	-	-	-	-	-	-
3	30	10	23	302	41	NR	-	-	-	-	-	-	-
SANTA FE COUNTY													
1	19	221	25	4,200	316	NR	-	18	-	-	-	-	-

5 AUTOMOBILE/VAN
6 CELLULAR PHONE
7 CLOSED CIRCUIT TV
8 DIGITAL DISPLAY PAGER
9 HOTEL ROOM

10 MOBILE HOME/TRAILER
11 PEN REGISTER
12 MOBILE PHONE
13 PRISONER/JAIL
14 PAY PHONE

15 SOCIAL CLUB
16 TELEFAX
17 GARAGE
18 COUNTY GOVERNMENT BUILDING
19 LAW OFFICE

TABLE B-1
STATE NEW YORK

REPORT BY JUDGES OF COURT AUTHORIZED INTERCEPTS OF WIRE, ORAL, OR
ELECTRONIC COMMUNICATIONS PURSUANT TO TITLE 18 USC SEC 2519

A.O. NO.	AUTHORIZING OFFICIAL		OFFENSE SPECIFIED	INTERCEPT		DATE OF APPLICATION AND (AMENDMENT)	AUTHORIZED LENGTH		
	JUDGE	PROSECUTOR		TYPE1	PLACE2		ORIGINAL ORDER (DAYS)	NUMBER OF EXTEN- SIONS	TOTAL LENGTH DAYS
STATE ATTORNEY GENERAL									
1	METZNER	OBERMAIER	NARCOTICS	P	O6	12/13/90	30	-	30
2	MARTIN	OBERMAIER	NARCOTICS	P	O6	07/02/91	30	-	30
3	SWEET	MATTHEWS	\$LAUNDERING	P	B	07/10/91	30	3	120
4	STANTON	OBERMAIER	NARCOTICS	P	O6	09/10/91	30	-	30
BRONX COUNTY									
**5	MARCUS	JOHNSON	NARCOTICS	E	O8	09/26/90	30	-	30
1	WEST	JOHNSON	NARCOTICS	P	S	09/26/90	30	6	210
2	MARCUS	JOHNSON	NARCOTICS	P	A	10/26/90	30	4	150
3	SEEWALD	JOHNSON	NARCOTICS	P	A	11/05/90	30	6	200
4	COLLINS	JOHNSON	NARCOTICS	P	S	03/25/91	30	-	30
DUTCHESS COUNTY									
1	CASEY	GRADY	ROBBERY	P	S	09/25/91	30	2	90
2	ROSENBLATT	GRADY	ROBBERY	P	B	10/03/91	30	-	30
3	ROSENBLATT	GRADY	ROBBERY	P	B	10/03/91	30	-	30
ERIE COUNTY									
**1	MARSHALL	DILLON	NARCOTICS	P	A	06/06/90	30	2	90
**2	ROGOWSKI	DILLON	NARCOTICS	P	A	07/13/90	30	-	30
**3	DOYLE	DILLON	NARCOTICS	E	O8	07/23/90	30	-	30
**4	DOYLE	DILLON	NARCOTICS	E	O8	07/23/90	30	-	30
**5	KASLER	DILLON	NARCOTICS	P	S	11/26/90	30	-	30

1 TYPE: P=PHONE WIRE; M=MICROPHONE-EAVESDROP; NA=NOT AVAILABLE; NR=NOT REPORTED; O=OTHER
2 PLACE: S=SINGLE FAMILY DWELLING; A=APARTMENT; M=MULTIPLE DWELLING; B=BUSINESS; R=ROVING; O=OTHER
3 NI IN THIS COLUMN INDICATES NEVER INSTALLED
4 MOTIONS: G=GRANTED; D=DENIED; P=PENDING
* THIS WIRETAP WAS TERMINATED DURING 1989. INFORMATION ABOUT THIS WIRETAP IS CONTAINED IN SUMMARY TABLE 8.
** THIS WIRETAP WAS TERMINATED DURING 1990. INFORMATION ABOUT THIS WIRETAP IS CONTAINED IN SUMMARY TABLE 8.

REPORT BY PROSECUTORS OF COURT AUTHORIZED INTERCEPTS OF WIRE, ORAL, OR
ELECTRONIC COMMUNICATIONS PURSUANT TO TITLE 18 USC SEC 2519

A.O. NO.	NUMBER OF DAYS IN OPERATION ³	AVERAGE INTERCEPTS PER DAY	NUMBER OF			COSTS		NUMBER OF				PERSONS CONVICTED	
			PERSONS INTERCEPTED	INTERCEPTS	INCRIMINATING INTERCEPTS	TOTAL COSTS \$	OTHER THAN MANPOWER \$	ARREST	TRIALS	MOTIONS TO SUPPRESS INTERCEPTS ⁴			
										G	D		P
STATE ATTORNEY GENERAL													
1	8	93	14	742	119	21,360	6,000	14	-	-	1	-	6
2	NI												
3	NO PROSECUTOR'S REPORT												
4	NO PROSECUTOR'S REPORT												
BRONX COUNTY													
**5	30	26	119	777	1,582	7,680	-	RELATED TO NO. 1					
1	210	39	175	8,278	1,000	235,300	13,600	15	-	-	-	15	-
2	150	41	100	6,105	3,000	RELATED TO NO. 1							
3	200	22	113	4,326	214	165,740	1,748	13	-	-	-	-	9
4	30	38	78	1,132	-	24,865	267	RELATED TO NO. 2					
DUTCHESS COUNTY													
1	74	17	71	1,250	5	15,800	5,800	4	-	-	-	-	-
2	27	4	20	105	3	RELATED TO NO. 1							
3	27	4	20	120	1	RELATED TO NO. 1							
ERIE COUNTY													
**1	78	73	-	5,670	379	95,925	1,125	7	-	-	4	-	7
**2	18	17	-	312	60	23,190	390	RELATED TO NO. **1					
**3	8	13	-	105	102	650	10	RELATED TO NO. **1					
**4	8	44	-	351	319	2,350	30	RELATED TO NO. **1					
**5	30	28	-	828	70	38,000	800	8	-	-	-	3	-

- | | | |
|-------------------------|------------------------|-------------------------------|
| 5 AUTOMOBILE/VAN | 10 MOBILE HOME/TRAILER | 15 SOCIAL CLUB |
| 6 CELLULAR PHONE | 11 PEN REGISTER | 16 TELEFAX |
| 7 CLOSED CIRCUIT TV | 12 MOBILE PHONE | 17 GARAGE |
| 8 DIGITAL DISPLAY PAGER | 13 PRISONER/JAIL | 18 COUNTY GOVERNMENT BUILDING |
| 9 HOTEL ROOM | 14 PAY PHONE | 19 LAW OFFICE |

TABLE B-1
STATE NEW YORK

REPORT BY JUDGES OF COURT AUTHORIZED INTERCEPTS OF WIRE, ORAL, OR
ELECTRONIC COMMUNICATIONS PURSUANT TO TITLE 18 USC SEC 2519

A.O. NO.	AUTHORIZING OFFICIAL		OFFENSE SPECIFIED	INTERCEPT		DATE OF APPLICATION AND (AMENDMENT)	AUTHORIZED LENGTH		
	JUDGE	PROSECUTOR		TYPE1	PLACE2		ORIGINAL ORDER (DAYS)	NUMBER OF EXTEN- SIONS	TOTAL LENGTH DAYS
KINGS COUNTY									
**12	ROBERTS	HYNES	NARCOTICS	P	A	04/07/90	30	6	210
**13	ROBERTS	HYNES	NARCOTICS	E	O8	06/08/90	30	3	120
**14	SNYDER	HYNES	NARCOTICS	P	B	06/28/90	30	4	150
**15	SNYDER	HYNES	NARCOTICS	E	O8	08/17/90	30	2	90
1	SNYDER	HYNES	NARCOTICS	P	A	03/09/90	30	10	330
2	SNYDER	HYNES	NARCOTICS	P	A	08/17/90	30	5	180
3	ROBERTS	HYNES	NARCOTICS	E	O8	12/24/90	30	-	30
4	ROBERTS	HYNES	NARCOTICS	E	O8	12/24/90	30	-	30
5	ROBERTS	HYNES	NARCOTICS	P	A	01/04/91	30	-	30
6	ROBERTS	HYNES	NARCOTICS	E	O8	01/04/91	30	-	30
MONROE COUNTY									
1	MARKS	RELIN	NARCOTICS	M	S	01/15/91	30	-	30
2	MARKS	RELIN	NARCOTICS	M	O6	01/15/91	30	-	30
3	MARKS	RELIN	NARCOTICS	M	O6	01/28/91	17	-	17
4	MARKS	RELIN	NARCOTICS	M	A	01/31/91	14	-	14
5	MARKS	RELIN	NARCOTICS	P	B	03/24/91	30	-	30
6	MARKS	RELIN	NARCOTICS	P	B	03/27/91	30	-	30
7	MARKS	RELIN	NARCOTICS	P	S	10/18/91	30	-	30
8	MARKS	RELIN	NARCOTICS	E	O8	10/24/91	30	-	30

1 TYPE: P=PHONE WIRE; M=MICROPHONE-EAVESDROP; NA=NOT AVAILABLE; NR=NOT REPORTED; O=OTHER
2 PLACE: S=SINGLE FAMILY DWELLING; A=APARTMENT; M=MULTIPLE DWELLING; B=BUSINESS; R=ROVING; O=OTHER
3 NI IN THIS COLUMN INDICATES NEVER INSTALLED
4 MOTIONS: G=GRANTED; D=DENIED; P=PENDING
* THIS WIRETAP WAS TERMINATED DURING 1989. INFORMATION ABOUT THIS WIRETAP IS CONTAINED IN SUMMARY TABLE 8.
** THIS WIRETAP WAS TERMINATED DURING 1990. INFORMATION ABOUT THIS WIRETAP IS CONTAINED IN SUMMARY TABLE 8.

REPORT BY PROSECUTORS OF COURT AUTHORIZED INTERCEPTS OF WIRE, ORAL, OR
ELECTRONIC COMMUNICATIONS PURSUANT TO TITLE 18 USC SEC 2519

A.O. NO.	NUMBER OF DAYS IN OPER- ATION ³	AVERAGE INTER- CEPTS PER DAY	NUMBER OF			COSTS		AR- REST	TRIALS	MOTIONS TO SUPPRESS INTER- CEPTS ⁴			PER- SONS CON- VICTED
			PERSONS INTER- CEPTED	INTER- CEPTS	INCRIM- INATING INTER- CEPTS	TOTAL COST \$	OTHER THAN MANPOWER \$			G	D	P	
KINGS COUNTY													
**12	183	15	1,555	2,667	915	RELATED TO NO. 1							
**13	NO PROSECUTOR'S REPORT												
**14	145	48	-	6,914	315	RELATED TO NO. 1							
**15	75	2	-	145	145	RELATED TO NO. 1							
1	320	38	9,000	12,298	1,280	757,000	30,000	37	-	-	2	21	28
2	176	28	275	4,969	775	RELATED TO NO. 1							
3	INSTALLED BUT NOT USED												
4	99	3	-	90	90	RELATED TO NO. 1							
5	25	28	200	711	150	RELATED TO NO. 1							
6	25	3	-	92	92	RELATED TO NO. 1							
MONROE COUNTY													
1	NO PROSECUTOR'S REPORT												
2	NO PROSECUTOR'S REPORT												
3	NO PROSECUTOR'S REPORT												
4	NO PROSECUTOR'S REPORT												
5	NO PROSECUTOR'S REPORT												
6	NO PROSECUTOR'S REPORT												
7	NO PROSECUTOR'S REPORT												
8	NO PROSECUTOR'S REPORT												

5 AUTOMOBILE/VAN	10 MOBILE HOME/TRAILER	15 SOCIAL CLUB
6 CELLULAR PHONE	11 PEN REGISTER	16 TELEFAX
7 CLOSED CIRCUIT TV	12 MOBILE PHONE	17 GARAGE
8 DIGITAL DISPLAY PAGER	13 PRISONER/JAIL	18 COUNTY GOVERNMENT BUILDING
9 HOTEL ROOM	14 PAY PHONE	19 LAW OFFICE

TABLE B-1
STATE NEW YORK

REPORT BY JUDGES OF COURT AUTHORIZED INTERCEPTS OF WIRE, ORAL, OR
ELECTRONIC COMMUNICATIONS PURSUANT TO TITLE 18 USC SEC 2519

A.O. NO.	AUTHORIZING OFFICIAL		OFFENSE SPECIFIED	INTERCEPT		DATE OF APPLICATION AND (AMENDMENT)	AUTHORIZED LENGTH		
	JUDGE	PROSECUTOR		TYPE1	PLACE2		ORIGINAL ORDER (DAYS)	NUMBER OF EXTEN- SIONS	TOTAL LENGTH DAYS
NASSAU COUNTY									
**9	WEXNER	DILLON	GAMBLING	P	S	11/30/90	30	-	30
1	BELFI	DILLON	GAMBLING	P	S	01/09/91	30	-	30
2	HARWOOD	DILLON	POSSESSION OF STOLEN PROPERTY	E	O8	03/11/91	30	-	30
3	MOGIL	DILLON	NARCOTICS	P	S	04/26/91	30	-	30
4	MOGIL	DILLON	NARCOTICS	P	S	04/26/91	30	-	30
5	MOGIL	DILLON	NARCOTICS	P	S	04/26/91	30	-	30
6	MOGIL	DILLON	GAMBLING	P	S	06/06/91	30	-	30
7	BALLETTA	DILLON	POSSESSION OF STOLEN PROPERTY	P	S	07/09/91	30	1	60
8	BALLETTA	DILLON	POSSESSION OF STOLEN PROPERTY	P	S	07/26/91	30	1	60
9	MACKSTON	DILLON	GAMBLING	P	B	10/28/91	30	-	30
10	MACKSTON	DILLON	GAMBLING	P	S	10/30/91	30	-	30
11	MACKSTON	DILLON	GAMBLING	P	B	11/01/91	30	-	30
12	HARWOOD	DILLON	GAMBLING	P	B	11/12/91	30	-	30
13	HARWOOD	DILLON	GAMBLING	P	A	12/03/91	10	-	10
14	AIN	DILLON	GAMBLING	P	S	12/03/91	10	-	10
NEW YORK COUNTY									
*3	ROBERT	MORGENTHAU	EXTORTION	P	B	05/03/89	30	3	120
1	SNYDER	MORGENTHAU	NARCOTICS	P	A	12/05/90	30	-	30

1 TYPE: P=PHONE WIRE; M=MICROPHONE-EAVESDROP; NA=NOT AVAILABLE; NR=NOT REPORTED; O=OTHER

2 PLACE: S=SINGLE FAMILY DWELLING; A=APARTMENT; M=MULTIPLE DWELLING; B=BUSINESS; R=ROVING; O=OTHER

3 NI IN THIS COLUMN INDICATES NEVER INSTALLED

4 MOTIONS: G=GRANTED; D=DENIED; P=PENDING

* THIS WIRETAP WAS TERMINATED DURING 1989. INFORMATION ABOUT THIS WIRETAP IS CONTAINED IN SUMMARY TABLE 8.

** THIS WIRETAP WAS TERMINATED DURING 1990. INFORMATION ABOUT THIS WIRETAP IS CONTAINED IN SUMMARY TABLE 8.

REPORT BY PROSECUTORS OF COURT AUTHORIZED INTERCEPTS OF WIRE, ORAL, OR
ELECTRONIC COMMUNICATIONS PURSUANT TO TITLE 18 USC SEC 2519

A.O. NO.	NUMBER OF DAYS IN OPER- ATION ³	AVERAGE INTER- CEPTS PER DAY	NUMBER OF			COSTS		NUMBER OF			PER- SONS CON- VICTED		
			PERSONS INTER- CEPTED	INTER- CEPTS	INCRIM- INATING INTER- CEPTS	TOTAL COST \$	OTHER THAN MANPOWER \$	AR- REST	TRIALS	MOTIONS TO SUPPRESS INTER- CEPTS ⁴			
										G		D	P
NASSAU COUNTY													
**9	7	15	20	107	16	6,259	127	1	-	-	-	-	
1	21	50	21	1,053	767	41,278	286	6	-	-	-	-	
2	30	1	-	30	-	13,160	200	-	-	-	-	-	
3	20	23	35	457	84	19,655	145	2	-	-	-	-	
4	20	23	40	459	110	19,665	145	2	-	-	-	-	
5	21	18	40	374	121	20,642	146	2	-	-	-	-	
6	13	10	10	131	96	12,828	140	1	-	-	-	-	
7	60	63	110	3,755	552	119,382	310	10	-	-	-	-	
8	59	29	115	1,734	354	115,468	300	8	-	-	-	-	
9	22	8	45	180	103	43,404	460	5	-	-	-	-	
10	28	13	30	362	344	27,488	160	8	-	-	-	-	
11	18	77	45	1,387	1,357	34,336	200	5	-	-	-	-	
12	12	112	100	1,642	1,614	23,566	142	8	-	-	-	-	
13	7	106	90	745	731	20,866	370	8	-	-	-	-	
14	7	16	30	113	103	6,975	125	4	-	-	-	-	
NEW YORK COUNTY													
*3	100	10	-	1,000	NR	NR	-	6	-	-	-	-	
1	28	19	27	543	196	185,000	100,000	8	-	-	-	-	

5 AUTOMOBILE/VAN
6 CELLULAR PHONE
7 CLOSED CIRCUIT TV
8 DIGITAL DISPLAY PAGER
9 HOTEL ROOM

10 MOBILE HOME/TRAILER
11 PEN REGISTER
12 MOBILE PHONE
13 PRISONER/JAIL
14 PAY PHONE

15 SOCIAL CLUB
16 TELEFAX
17 GARAGE
18 COUNTY GOVERNMENT BUILDING
19 LAW OFFICE

TABLE B-1
STATE NEW YORK

REPORT BY JUDGES OF COURT AUTHORIZED INTERCEPTS OF WIRE, ORAL, OR
ELECTRONIC COMMUNICATIONS PURSUANT TO TITLE 18 USC SEC 2519

A.O. NO.	AUTHORIZING OFFICIAL		OFFENSE SPECIFIED	INTERCEPT		DATE OF APPLICATION AND (AMENDMENT)	AUTHORIZED LENGTH		
	JUDGE	PROSECUTOR		TYPE1	PLACE2		ORIGINAL ORDER (DAYS)	NUMBER OF EXTEN- SIONS	TOTAL LENGTH DAYS
NEW YORK COUNTY (CONT.)									
2	MARCUS	JONES	FRAUD	P	A	12/28/90	28	-	28
3	SNYDER	MORGENTHAU	NARCOTICS	P	A	03/19/91	30	2	90
4	SNYDER	MORGENTHAU	NARCOTICS	P	A	03/19/91	30	2	90
5	SNYDER	MORGENTHAU	NARCOTICS	P	A	03/19/91	30	2	90
6	SNYDER	MORGENTHAU	NARCOTICS	P	A	03/19/91	30	2	90
7	SNYDER	MORGENTHAU	NARCOTICS	E	O8	04/02/91	30	-	30
8	SNYDER	MORGENTHAU	NARCOTICS	P	A	04/04/91	30	-	30
9	SNYDER	MORGENTHAU	NARCOTICS	E	O8	04/08/91	30	-	30
10	SNYDER	MORGENTHAU	NARCOTICS	P	A	04/23/91	30	1	60
11	SNYDER	MORGENTHAU	NARCOTICS	P	A	05/28/91	30	-	30
12	SNYDER	MORGENTHAU	NARCOTICS	E	O8	05/30/91	30	-	30
13	SNYDER	MORGENTHAU	NARCOTICS	P	S	07/17/91	30	1	60
14	MILLER	MORGENTHAU	NARCOTICS	P	S	07/24/91	30	2	90
15	SNYDER	MORGENTHAU	NARCOTICS	P	S	07/24/91	30	2	90
16	SNYDER	MORGENTHAU	NARCOTICS	E	O12	08/07/91	30	1	60
17	SNYDER	MORGENTHAU	NARCOTICS	E	O8	09/10/91	30	-	30
18	SNYDER	MORGENTHAU	NARCOTICS	E	O8	09/10/91	30	-	30
19	SNYDER	MORGENTHAU	NARCOTICS	P	A	09/12/91	30	-	30
20	SNYDER	MORGENTHAU	NARCOTICS	P	S	09/12/91	30	2	90

1 TYPE: P=PHONE WIRE; M=MICROPHONE-EAVESDROP; E=ELECTRONIC; NA=NOT AVAILABLE; NR=NOT REPORTED; O=OTHER
2 PLACE: S=SINGLE FAMILY DWELLING; A=APARTMENT; M=MULTIPLE DWELLING; B=BUSINESS; R=ROVING; O=OTHER
3 NI IN THIS COLUMN INDICATES NEVER INSTALLED
4 MOTIONS: G=GRANTED; D=DENIED; P=PENDING
* THIS WIRETAP WAS TERMINATED DURING 1989. INFORMATION ABOUT THIS WIRETAP IS CONTAINED IN SUMMARY TABLE 8.
** THIS WIRETAP WAS TERMINATED DURING 1990. INFORMATION ABOUT THIS WIRETAP IS CONTAINED IN SUMMARY TABLE 8.

REPORT BY PROSECUTORS OF COURT AUTHORIZED INTERCEPTS OF WIRE, ORAL, OR
ELECTRONIC COMMUNICATIONS PURSUANT TO TITLE 18 USC SEC 2519

A.O. NO.	NUMBER OF DAYS IN OPER- ATION ³	AVERAGE INTER- CEPTS PER DAY	NUMBER OF			COSTS		NUMBER OF			PER- SONS CON- VICTED		
			PERSONS INTER- CEPTED	INTER- CEPTS	INCRIM- INATING INTER- CEPTS	TOTAL COST \$	OTHER THAN MANPOWER \$	AR- REST	TRIALS	MOTIONS TO SUPPRESS INTER- CEPTS ⁴			
										G		D	P
NEW YORK COUNTY (CONT.)													
2	NO PROSECUTOR'S REPORT												
3	82	14	25	1,128	94	310,145	31,205	-	-	-	-	-	
4	70	3	15	192	37	RELATED TO NO. 3							
5	87	52	32	4,545	219	RELATED TO NO. 3							
6	87	80	55	6,954	351	RELATED TO NO. 3							
7	19	10	-	197	197	6,150	150	-	-	-	-	-	
	10	49	47	492	64	27,706	2,777	4	-	-	-	1	
9	8	18	-	139	139	2,454	150	-	-	-	-	-	
10	58	39	24	2,281	328	RELATED TO NO. 3							
11	30	26	4	794	54	67,635	3,600	-	-	-	-	-	
12	26	14	-	342	342	7,062	150	2	-	-	-	2	
13	58	21	110	1,244	33	58,900	4,000	-	-	-	-	-	
14	73	35	160	2,565	96	102,820	4,000	-	-	-	-	-	
15	77	62	290	4,740	35	RELATED TO NO. 14							
16	35	17	50	586	99	64,100	15,000	-	-	-	-	-	
17	INSTALLED BUT NOT USED												
18	26	3	-	87	87	4,758	150	-	-	-	-	-	
19	29	18	20	511	0	22,960	1,000	-	-	-	-	-	
20	80	35	50	2,761	120	77,400	4,200	-	-	-	-	-	

5 AUTOMOBILE/VAN

10 MOBILE HOME/TRAILER

15 SOCIAL CLUB

6 CELLULAR PHONE

11 PEN REGISTER

16 TELEFAX

7 CLOSED CIRCUIT TV

12 MOBILE PHONE

17 GARAGE

8 DIGITAL DISPLAY PAGER

13 PRISONER/JAIL

18 COUNTY GOVERNMENT BUILDING

9 HOTEL ROOM

14 PAY PHONE

19 LAW OFFICE

TABLE B-1
STATE NEW YORK

REPORT BY JUDGES OF COURT AUTHORIZED INTERCEPTS OF WIRE, ORAL, OR
ELECTRONIC COMMUNICATIONS PURSUANT TO TITLE 18 USC SEC 2519

A.O. NO.	AUTHORIZING OFFICIAL		OFFENSE SPECIFIED	INTERCEPT		DATE OF APPLICATION AND (AMENDMENT)	AUTHORIZED LENGTH		
	JUDGE	PROSECUTOR		TYPE1	PLACE2		ORIGINAL ORDER (DAYS)	NUMBER OF EXTEN- SIONS	TOTAL LENGTH DAYS
NEW YORK COUNTY (CONT.)									
21	SNYDER	MORGENTHAU	NARCOTICS	E	O8	09/12/91	30	-	30
22	SNYDER	MORGENTHAU	NARCOTICS	P	O6	09/24/91	30	1	60
23	SNYDER	MORGENTHAU	NARCOTICS	P	O6	09/24/91	30	-	30
24	SNYDER	MORGENTHAU	NARCOTICS	P	S	10/10/91	30	-	30
25	SNYDER	MORGENTHAU	NARCOTICS	E	O8	10/11/91	30	-	30
26	SNYDER	MORGENTHAU	NARCOTICS	P	O6	11/01/91	30	-	30
27	SNYDER	MORGENTHAU	NARCOTICS	P	O6	11/06/91	30	-	30
28	SNYDER	MORGENTHAU	NARCOTICS	P	S	11/06/91	30	-	30
29	SNYDER	MORGENTHAU	NARCOTICS	P	O6	12/04/91	30	-	30
30	SNYDER	MORGENTHAU	NARCOTICS	P	O6	12/04/91	30	-	30
31	SNYDER	MORGENTHAU	NARCOTICS	E	O8	12/04/91	30	-	30
32	SNYDER	MORGENTHAU	NARCOTICS	E	O8	12/04/91	30	-	30
33	SNYDER	MORGENTHAU	NARCOTICS	E	O8	12/04/91	30	-	30
34	SNYDER	MORGENTHAU	NARCOTICS	E	O8	12/13/91	30	-	30
35	SNYDER	MORGENTHAU	NARCOTICS	E	O8	12/18/91	30	-	30
36	SNYDER	MORGENTHAU	NARCOTICS	P	O6	12/18/91	30	-	30
NY ORGANIZED CRIME TASK FORCE									
1	NELSON	GOLDSTOCK	USURY	PM	S	10/11/90	30	3	120
2	BROWN	GOLDSTOCK	NARCOTICS	P	S	12/04/90	30	-	30

1 TYPE: P=PHONE WIRE; M=MICROPHONE-EAVESDROP; E=ELECTRONIC; NA=NOT AVAILABLE; NR=NOT REPORTED; O=OTHER
2 PLACE: S=SINGLE FAMILY DWELLING; A=APARTMENT; M=MULTIPLE DWELLING; B=BUSINESS; R=ROVING; O=OTHER
3 NI IN THIS COLUMN INDICATES NEVER INSTALLED
4 MOTIONS: G=GRANTED; D=DENIED; P=PENDING
* THIS WIRETAP WAS TERMINATED DURING 1989. INFORMATION ABOUT THIS WIRETAP IS CONTAINED IN SUMMARY TABLE 8.
** THIS WIRETAP WAS TERMINATED DURING 1990. INFORMATION ABOUT THIS WIRETAP IS CONTAINED IN SUMMARY TABLE 8.

REPORT BY PROSECUTORS OF COURT AUTHORIZED INTERCEPTS OF WIRE, ORAL, OR
ELECTRONIC COMMUNICATIONS PURSUANT TO TITLE 18 USC SEC 2519

A.O. NO.	NUMBER OF DAYS IN OPER- ATION ³	AVERAGE INTER- CEPTS PER DAY	NUMBER OF			COSTS		NUMBER OF			PER- SONS CON- VICTED		
			PERSONS INTER- CEPTED	INTER- CEPTS	INCRIM- INATING INTER- CEPTS	TOTAL COST \$	OTHER THAN MANPOWER \$	AR- REST	TRIALS	MOTIONS TO SUPPRESS INTER- CEPTS ⁴			
										G		D	P
NEW YORK COUNTY (CONT.)													
21	26	11	-	296	296	7,550	150	-	-	-	-	-	
22	24	38	50	908	70	50,200	15,000	-	-	-	-	-	
23	29	7	8	197	19	56,500	15,000	-	-	-	-	-	
24	30	19	8	568	0	31,650	4,200	-	-	-	-	-	
25	4	2	-	9	9	1,302	150	-	-	-	-	-	
26	3	71	12	213	202	101,757	10,281	2	-	-	-	2	1
27	NI												
28	29	60	32	1,734	9	30,735	4,200	-	-	-	-	-	-
29	3	76	10	228	205	104,819	2,249	2	-	-	-	2	-
30	INSTALLED BUT NOT USED												
31	2	20	-	41	41	726	150	-	-	-	-	-	-
32	10	8	-	8	8	3,030	150	-	-	-	-	-	-
33	11	9	-	101	101	3,318	150	-	-	-	-	-	-
34	9	2	-	20	20	2,742	150	-	-	-	-	-	-
35	INSTALLED BUT NOT USED												
36	2	57	15	114	111	RELATED TO NO. 29							
NY ORGANIZED CRIME TASK FORCE													
1	95	2	30	178	130	95,230	62,590	-	-	-	-	-	-
2	30	2	14	49	29	38,700	6,300	-	-	-	-	-	-

5 AUTOMOBILE/VAN	10 MOBILE HOME/TRAILER	15 SOCIAL CLUB
6 CELLULAR PHONE	11 PEN REGISTER	16 TELEFAX
7 CLOSED CIRCUIT TV	12 MOBILE PHONE	17 GARAGE
8 DIGITAL DISPLAY PAGER	13 PRISONER/JAIL	18 COUNTY GOVERNMENT BUILDING
9 HOTEL ROOM	14 PAY PHONE	19 LAW OFFICE

TABLE B-1
STATE NEW YORK

REPORT BY JUDGES OF COURT AUTHORIZED INTERCEPTS OF WIRE, ORAL, OR
ELECTRONIC COMMUNICATIONS PURSUANT TO TITLE 18 USC SEC 2519

A.O. NO.	AUTHORIZING OFFICIAL		OFFENSE SPECIFIED	INTERCEPT		DATE OF APPLICATION AND (AMENDMENT)	AUTHORIZED LENGTH		
	JUDGE	PROSECUTOR		TYPE1	PLACE2		ORIGINAL ORDER (DAYS)	NUMBER OF EXTEN- SIONS	TOTAL LENGTH DAYS
NY ORGANIZED CRIME TASK FORCE (CONT.)									
3	DEMAKOS	GOLDSTOCK	NARCOTICS	P	A	01/04/91	30	-	30
4	GREEN	GOLDSTOCK	USURY	PM	SAO5	01/18/91	30	2	90
5	ROSENBLATT	GOLDSTOCK	BRIBERY	P	S	01/18/91	30	1	60
6	BROWN	GOLDSTOCK	COERCION	P	SB	01/22/91	30	4	150
7	BROWN	GOLDSTOCK	NARCOTICS	PE	AO14	02/05/91	30	1	60
8	PARKER	GOLDSTOCK	NARCOTICS	P	S	02/27/91	30	3	120
9	BROWN	GOLDSTOCK	NARCOTICS	P	SO6	03/27/91	30	2	90
10	PRIOR	GOLDSTOCK	NARCOTICS	PM	SB	04/22/91	30	-	30
11	HUGHES	GOLDSTOCK	FRAUD	PM	BO10	05/13/91	30	2	90
12	SULLIVAN	GOLDSTOCK	BRIBERY	PE	SBO6	06/14/91	30	1	60
13	WILLIAMS	GOLDSTOCK	NARCOTICS	PME	SO8	07/03/91	30	1	60
14	RITTER	GOLDSTOCK	NARCOTICS	PE	SO14	07/19/91	24	4	131
15	LAWRENCE	GOLDSTOCK	BRIBERY	P	S	07/22/91	30	-	30
16	LOWE	GOLDSTOCK	BRIBERY	PE	AO6	08/05/91	30	2	90
17	WILLIAMS	GOLDSTOCK	NARCOTICS	PME	SABO6	09/24/91	30	2	90
18	MILLER	GOLDSTOCK	LARCENY	E	O5	11/07/91	30	1	60
19	PARKER	GOLDSTOCK	GAMBLING	P	S	11/15/91	30	-	30
ONONDAGA COUNTY									
1	GORMAN	WILDRIDGE	NARCOTICS	P	S	11/13/90	30	1	57

1 TYPE: P=PHONE WIRE; M=MICROPHONE-EAVESDROP; NA=NOT AVAILABLE; NR=NOT REPORTED; O=OTHER

2 PLACE: S=SINGLE FAMILY DWELLING; A=APARTMENT; M=MULTIPLE DWELLING; B=BUSINESS; R=ROVING; O=OTHER

3 NI IN THIS COLUMN INDICATES NEVER INSTALLED

4 MOTIONS: G=GRAFTED; D=DENIED; P=PENDING

* THIS WIRETAP WAS TERMINATED DURING 1989. INFORMATION ABOUT THIS WIRETAP IS CONTAINED IN SUMMARY TABLE 8.

** THIS WIRETAP WAS TERMINATED DURING 1990. INFORMATION ABOUT THIS WIRETAP IS CONTAINED IN SUMMARY TABLE 8.

REPORT BY PROSECUTORS OF COURT AUTHORIZED INTERCEPTS OF WIRE, ORAL, OR ELECTRONIC COMMUNICATIONS PURSUANT TO TITLE 18 USC SEC 2519

A.O. NO.	NUMBER OF DAYS IN OPERATION ³	AVERAGE INTERCEPTS PER DAY	NUMBER OF			COSTS		NUMBER OF			PERSONS CONVICTED		
			PERSONS INTERCEPTED	INTERCEPTS	INCRIMINATING INTERCEPTS	TOTAL COST \$	OTHER THAN MANPOWER \$	ARREST	TRIALS	MOTIONS TO SUPPRESS INTERCEPTS ⁴			
										G		D	P
NY ORGANIZED CRIME TASK FORCE (CONT.)													
3	30	2	15	74	64	22,680	3,600	1	-	-	-	-	-
4	81	8	101	658	544	89,390	61,040	1	-	-	-	-	-
5	58	4	15	262	88	29,580	6,960	-	-	-	-	-	-
6	149	1	45	184	172	244,980	79,200	-	-	-	-	-	-
7	59	5	29	319	173	67,200	24,720	-	-	-	-	-	-
8	97	6	47	553	474	140,565	22,440	4	-	-	-	-	4
9	85	2	23	109	39	74,400	13,200	-	-	-	-	-	-
10	30	2	17	71	54	32,590	14,800	-	-	-	-	-	-
11	53	13	51	699	587	32,695	14,890	-	-	-	-	-	-
12	60	2	52	107	103	104,040	23,040	-	-	-	-	-	-
13	53	7	93	386	309	126,900	25,140	6	-	-	-	6	-
14	106	5	43	539	429	170,160	93,840	-	-	-	-	-	-
15	14	37	69	513	15	17,280	1,680	-	-	-	-	-	-
16	43	9	55	379	371	46,020	11,460	-	-	-	-	-	-
17	78	10	84	766	515	156,730	47,860	6	-	-	-	6	-
18	30	6	48	186	183	36,480	10,800	-	-	-	-	-	-
19	30	128	87	3,851	3,828	39,240	10,320	-	-	-	-	-	-
ONONDAGA COUNTY													
1	57	24	11	1,343	343	64,800	-	-	-	-	-	-	-

- 5 AUTOMOBILE/VAN
- 6 CELLULAR PHONE
- 7 CLOSED CIRCUIT TV
- 8 DIGITAL DISPLAY PAGER
- 9 HOTEL ROOM
- 10 MOBILE HOME/TRAILER
- 11 PEN REGISTER
- 12 MOBILE PHONE
- 13 PRISONER/JAIL
- 14 PAY PHONE
- 15 SOCIAL CLUB
- 16 TELEFAX
- 17 GARAGE
- 18 COUNTY GOVERNMENT BUILDING
- 19 LAW OFFICE

TABLE B-1
STATE NEW YORK

REPORT BY JUDGES OF COURT AUTHORIZED INTERCEPTS OF WIRE, ORAL, OR
ELECTRONIC COMMUNICATIONS PURSUANT TO TITLE 18 USC SEC 2519

A.O. NO.	AUTHORIZING OFFICIAL		OFFENSE SPECIFIED	INTERCEPT		DATE OF APPLICATION AND (AMENDMENT)	AUTHORIZED LENGTH		
	JUDGE	PROSECUTOR		TYPE1	PLACE2		ORIGINAL ORDER (DAYS)	NUMBER OF EXTEN- SIONS	TOTAL LENGTH DAYS
ONONDAGA COUNTY (CONT.)									
2	BURKE	WILDRIDGE	NARCOTICS	E	S	12/20/90	30	-	30
3	BURKE	FITZPATRICK	NARCOTICS	E	O8	01/02/91	30	1	60
4	BURKE	FITZPATRICK	NARCOTICS	P	S	01/25/91	30	1	60
5	BURKE	FITZPATRICK	FORGERY	P	S	03/25/91	30	-	30
6	BURKE	FITZPATRICK	NARCOTICS	E	O8	07/29/91	30	-	30
7	BURKE	FITZPATRICK	GAMBLING	P	A	10/17/91	29	-	29
8	BURKE	FITZPATRICK	GAMBLING	P	A	11/01/91	27	-	27
9	BURKE	FITZPATRICK	GAMBLING	P	A	11/20/91	30	-	30
ORANGE COUNTY									
1	PATSALOS	PHILLIPS	NARCOTICS	P	A	11/05/90	30	3	105
2	PATSALOS	PHILLIPS	NARCOTICS	P	A	12/11/90	30	2	70
PUTNAM COUNTY									
1	BRAATZ	WRIGHT	GAMBLING	P	S	05/24/91	30	-	30
2	SWEENY	WRIGHT	NARCOTICS	P	S	06/20/91	30	-	30
QUEENS COUNTY									
**6	THOMAS	SANTUCCI	RACKETEERING	P	B	03/15/90	30	2	90
1	MANGANO	BROWN	NARCOTICS	P	A	08/01/91	30	-	30
2	MANGANO	BROWN	NARCOTICS	E	O8	10/17/91	30	-	30
RICHMOND COUNTY									
1	KUFFNER	MURPHY	NARCOTICS	P	A	10/24/91	30	1	60

1 TYPE: P=PHONE WIRE; M=MICROPHONE-EAVESDROP; NA=NOT AVAILABLE; NR=NOT REPORTED; O=OTHER
2 PLACE: S=SINGLE FAMILY DWELLING; A=APARTMENT; M=MULTIPLE DWELLING; B=BUSINESS; R=ROVING; O=OTHER
3 NI IN THIS COLUMN INDICATES NEVER INSTALLED
4 MOTIONS: G=GRANTED; D=DENIED; P=PENDING
* THIS WIRETAP WAS TERMINATED DURING 1989. INFORMATION ABOUT THIS WIRETAP IS CONTAINED IN SUMMARY TABLE 8.
** THIS WIRETAP WAS TERMINATED DURING 1990. INFORMATION ABOUT THIS WIRETAP IS CONTAINED IN SUMMARY TABLE 8.

REPORT BY PROSECUTORS OF COURT AUTHORIZED INTERCEPTS OF WIRE, ORAL, OR
ELECTRONIC COMMUNICATIONS PURSUANT TO TITLE 18 USC SEC 2519

A.O. NO.	NUMBER OF DAYS IN OPERATIONS ³	AVERAGE INTERCEPTS PER DAY	NUMBER OF			COSTS		NUMBER OF			PERSONS CONVICTED		
			PERSON INTERCEPTED	INTERCEPTS	INCRIMINATING INTERCEPTS	TOTAL COST \$	OTHER THAN MANPOWER \$	ARREST	TRIALS	MOTIONS TO SUPPRESS INTERCEPTS ⁴			
										G		D	P
ONONDAGA COUNTY (CONT.)													
2	23	92	75	2,122	85	25,000	-	-	-	-	-		
3	55	15	1	856	NR	5,375	-	9	-	-	9		
4	45	29	15	1,308	305	81,040	-	9	-	-	6		
5	10	5	7	51	39	1,044	469	2	-	-	-		
6	9	21	40	190	-	15,500	500	-	-	-	-		
7	29	24	15	700	650	15,500	NR	8	-	-	-		
8	27	30	75	810	775	RELATED TO NO. 7		-	-	-	-		
9	24	100	50	2,400	2,300	18,500	3,000	4	-	-	-		
ORANGE COUNTY													
1	78	113	15	8,841	624	3,000	3,000	11	-	-	-		
2	42	12	4	485	22	550	550	RELATED TO NO. 1			-		
PUTNAM COUNTY													
1	25	40	15	1,000	725	14,419	419	6	-	-	-		
2	29	49	142	1,412	132	29,644	200	22	-	2	-		
QUEENS COUNTY													
**6	56	237	17	13,276	11,948	41,152	2,500	43	-	-	43		
1	19	25	2	484	48	79,642	-	-	-	-	-		
2	28	1	1	15	-	10,902	-	-	-	-	-		
RICHMOND COUNTY													
1	58	40	142	2,342	481	108,000	9,614	5	-	-	-		

- | | | |
|-------------------------|------------------------|-------------------------------|
| 5 AUTOMOBILE/VAN | 10 MOBILE HOME/TRAILER | 15 SOCIAL CLUB |
| 6 CELLULAR PHONE | 11 PEN REGISTER | 16 TELEFAX |
| 7 CLOSED CIRCUIT TV | 12 MOBILE PHONE | 17 GARAGE |
| 8 DIGITAL DISPLAY PAGER | 13 PRISONER/JAIL | 18 COUNTY GOVERNMENT BUILDING |
| 9 HOTEL ROOM | 14 PAY PHONE | 19 LAW OFFICE |

TABLE B-1
STATE NEW YORK

REPORT BY JUDGES OF COURT AUTHORIZED INTERCEPTS OF WIRE, ORAL, OR
ELECTRONIC COMMUNICATIONS PURSUANT TO TITLE 18 USC SEC 2519

A.O. NO.	AUTHORIZING OFFICIAL		OFFENSE SPECIFIED	INTERCEPT		DATE OF APPLICATION AND (AMENDMENT)	AUTHORIZED LENGTH		
	JUDGE	PROSECUTOR		TYPE1	PLACE2		ORIGINAL ORDER (DAYS)	NUMBER OF EXTEN- SIONS	TOTAL LENGTH DAYS
SUFFOLK COUNTY									
1	BRACKEN	COHEN	NARCOTICS	P	S	12/05/90	30	1	60
2	BRACKEN	CATTERSON	NARCOTICS	E	O8	12/19/90	30	1	60
3	BRACKEN	CATTERSON	GAMBLING	P	S	01/02/91	30	-	30
4	ROHL	CATTERSON	GAMBLING	P	S	02/01/91	30	-	30
5	BRACKEN	CATTERSON	NARCOTICS	P	S	02/03/91	30	-	30
6	ROHL	CATTERSON	NARCOTICS	P	S	02/04/91	30	-	30
7	ROHL	CATTERSON	NARCOTICS	E	O8	02/08/91	30	2	90
8	ROHL	CATTERSON	NARCOTICS	P	S	02/15/91	30	2	90
9	BRACKEN	CATTERSON	GAMBLING	P	S	03/06/91	30	-	30
10	ROHL	CATTERSON	NARCOTICS	P	S	03/15/91	30	-	30
11	ROHL	CATTERSON	NARCOTICS	PE	SO8	04/26/91	30	-	30
12	ROHL	CATTERSON	NARCOTICS	E	O8	05/07/91	30	-	30
13	DOYLE	CATTERSON	NARCOTICS	E	O8	05/16/91	30	-	30
14	DOYLE	CATTERSON	NARCOTICS	P	B	05/31/91	30	-	30
15	SPATT	GARDNER	RACKETEERING	M	B	06/13/91	30	1	60
16	ROHL	CATTERSON	BRIBERY	P	O6	06/26/91	30	-	30
17	MCINERNEY	CATTERSON	GAMBLING	P	B	09/20/91	30	-	30
18	MCINERNEY	CATTERSON	GAMBLING	P	B	09/30/91	30	-	30
19	ASCH	CATTERSON	GAMBLING	P	A	10/25/91	30	-	30
20	ASCH	CATTERSON	GAMBLING	P	A	11/01/91	30	-	30

1 TYPE: P=PHONE WIRE; M=MICROPHONE-EAVESDROP; NA=NOT AVAILABLE; NR=NOT REPORTED; O=OTHER
2 PLACE: S=SINGLE FAMILY DWELLING; A=APARTMENT; M=MULTIPLE DWELLING; B=BUSINESS; R=ROVING; O=OTHER
3 NI IN THIS COLUMN INDICATES NEVER INSTALLED
4 MOTIONS: G=GRANTED; D=DENIED; P=PENDING
* THIS WIRETAP WAS TERMINATED DURING 1989. INFORMATION ABOUT THIS WIRETAP IS CONTAINED IN SUMMARY TABLE 8.
** THIS WIRETAP WAS TERMINATED DURING 1990. INFORMATION ABOUT THIS WIRETAP IS CONTAINED IN SUMMARY TABLE 8.

REPORT BY PROSECUTORS OF COURT AUTHORIZED INTERCEPTS OF WIRE, ORAL, OR ELECTRONIC COMMUNICATIONS PURSUANT TO TITLE 18 USC SEC 2519

A.O. NO.	NUMBER OF DAYS IN OPERATIONS	AVERAGE INTERCEPTS PER DAY	NUMBER OF			COSTS		ARREST	TRIALS	MOTIONS TO SUPPRESS INTERCEPTS ⁴			PERSONS CONVICTED
			PERSONS INTERCEPTED	INTERCEPTS	INCRIMINATING INTERCEPTS	TOTAL COST \$	OTHER THAN MANPOWER \$			G	D	P	
SUFFOLK COUNTY													
1	59	1	11	44	17	RELATED TO NO. 5							
2	56	1	35	98	98	RELATED TO NO. 5							
3	15	342	100	5,128	5,035	21,104	1,672	13	-	-	-	-	12
4	11	75	45	825	516	25,270	218	9	-	-	-	-	8
5	10	7	13	72	17	148,539	1,171	4	-	-	1	-	3
6	17	42	40	713	40	210,678	12,380	31	-	-	-	-	25
7	71	10	60	730	325	RELATED TO NO. 6							
8	64	32	64	2,043	425	RELATED TO NO. 6							
9	15	321	165	4,816	3,867	40,883	2,384	8	-	-	-	-	-
10	20	41	10	827	54	RELATED TO NO. 6		6	-	-	-	-	5
11	22	37	9	833	56	RELATED TO NO. 6		6	-	-	-	-	4
12	11	4	4	49	40	RELATED TO NO. 6		6	-	-	-	-	4
13	29	10	1	301	271	RELATED TO NO. 14							
14	30	76	200	2,288	233	98,003	5,680	-	-	-	-	-	-
15	NO PROSECUTOR'S REPORT												
16	29	30	22	91	12	56,888	10,610	-	-	-	-	-	-
17	10	184	130	1,842	1,798	21,655	1,312	4	-	-	-	-	4
18	4	79	58	316	207	RELATED TO NO. 17							
19	10	192	92	1,924	1,913	43,211	2,489	20	-	-	-	-	-
20	4	331	74	1,326	1,319	RELATED TO NO. 19							

- 5 AUTOMOBILE/VAN
- 6 CELLULAR PHONE
- 7 CLOSED CIRCUIT TV
- 8 DIGITAL DISPLAY PAGER
- 9 HOTEL ROOM
- 10 MOBILE HOME/TRAILER
- 11 PEN REGISTER
- 12 MOBILE PHONE
- 13 PRISONER/JAIL
- 14 PAY PHONE
- 15 SOCIAL CLUB
- 16 TELEFAX
- 17 GARAGE
- 18 COUNTY GOVERNMENT BUILDING
- 19 LAW OFFICE

TABLE B-1
STATE NEW YORK

REPORT BY JUDGES OF COURT AUTHORIZED INTERCEPTS OF WIRE, ORAL, OR
ELECTRONIC COMMUNICATIONS PURSUANT TO TITLE 18 USC SEC 2519

A.O. NO.	AUTHORIZING OFFICIAL		OFFENSE SPECIFIED	INTERCEPT		DATE OF APPLICATION AND (AMENDMENT)	AUTHORIZED LENGTH		
	JUDGE	PROSECUTOR		TYPE1	PLACE2		ORIGINAL ORDER (DAYS)	NUMBER OF EXTEN- SIONS	TOTAL LENGTH DAYS
ULSTER COUNTY									
1	FELIG	KAVANAUGH	ESCAPE	P	S	03/29/91	30	-	30
2	KUFFNER	KAVANAUGH	ESCAPE	P	S	04/02/91	30	-	30
WESTCHESTER COUNTY									
1	SCARPINO	VERGARI	GAMBLING	P	S	03/01/91	30	-	30
2	WEST	VERGARI	GAMBLING	P	S	04/30/91	30	-	30
3	WEST	VERGARI	GAMBLING	P	S	04/30/91	30	-	30
4	WEST	VERGARI	GAMBLING	P	S	05/16/91	30	-	30

1 TYPE: P=PHONE WIRE; M=MICROPHONE-EAVESDROP; E=ELECTRONIC; NA=NOT AVAILABLE; NR=NOT REPORTED; O=OTHER
 2 PLACE: S=SINGLE FAMILY DWELLING; A=APARTMENT; M=MULTIPLE DWELLING; B=BUSINESS; R=ROVING; O=OTHER
 3 NI IN THIS COLUMN INDICATES NEVER INSTALLED
 4 MOTIONS: G=GRANTED; D=DENIED; P=PENDING
 * THIS WIRETAP WAS TERMINATED DURING 1989. INFORMATION ABOUT THIS WIRETAP IS CONTAINED IN SUMMARY TABLE 8.
 ** THIS WIRETAP WAS TERMINATED DURING 1990. INFORMATION ABOUT THIS WIRETAP IS CONTAINED IN SUMMARY TABLE 8.

REPORT BY PROSECUTORS OF COURT AUTHORIZED INTERCEPTS OF WIRE, ORAL, OR
ELECTRONIC COMMUNICATIONS PURSUANT TO TITLE 18 USC SEC 2519

A.O. NO.	NUMBER OF DAYS IN OPER- ATION ³	AVERAGE INTER- CEPTS PER DAY	NUMBER OF			COSTS		NUMBER OF					
			PERSONS INTER- CEPTED	INTER- CEPTS	INCRIM- INATING INTER- CEPTS	TOTAL COST \$	OTHER THAN MANPOWER \$	AR- REST	TRIALS	MOTIONS TO SUPPRESS INTER- CEPTS ⁴			PER- SONS CON- VICTED
										G	D	P	
ULSTER COUNTY													
1	NO PROSECUTOR'S REPORT												
2	NO PROSECUTOR'S REPORT												
WESTCHESTER COUNTY													
1	10	1	1	5	-	4,120	544	-	-	-	-	-	-
2	30	26	118	794	71	7,978	1,272	1	-	-	-	-	1
3	8	1	3	6	2	2,657	409	1	-	-	-	-	1
4	15	22	38	325	140	5,362	675	1	-	-	-	-	1

5 AUTOMOBILE/VAN
6 CELLULAR PHONE
7 CLOSED CIRCUIT TV
8 DIGITAL DISPLAY PAGER
9 HOTEL ROOM

10 MOBILE HOME/TRAILER
11 PEN REGISTER
12 MOBILE PHONE
13 PRISONER/JAIL
14 PAY PHONE

15 SOCIAL CLUB
16 TELEFAX
17 GARAGE
18 COUNTY GOVERNMENT BUILDING
19 LAW OFFICE

TABLE B-1
STATE OKLAHOMA

REPORT BY JUDGES OF COURT AUTHORIZED INTERCEPTS OF WIRE, ORAL, OR
ELECTRONIC COMMUNICATIONS PURSUANT TO TITLE 18 USC SEC 2519

A.O. NO.	AUTHORIZING OFFICIAL		OFFENSE SPECIFIED	INTERCEPT		DATE OF APPLICATION AND (AMENDMENT)	AUTHORIZED LENGTH		
	JUDGE	PROSECUTOR		TYPE1	PLACE2		ORIGINAL ORDER (DAYS)	NUMBER OF EXTEN- SIONS	TOTAL LENGTH DAYS
OKLAHOMA COUNTY									
1	JOHNSON	MACY	MURDER	P	S	11/07/91	30	1	60

1 TYPE: P=PHONE WIRE; M=MICROPHONE-EAVESDROP; E=ELECTRONIC; NA=NOT AVAILABLE; NR=NOT REPORTED; O=OTHER

2 PLACE: S=SINGLE FAMILY DWELLING; A=APARTMENT; M=MULTIPLE DWELLING; B=BUSINESS; R=ROVING; O=OTHER

3 NI IN THIS COLUMN INDICATES NEVER INSTALLED

4 MOTIONS: G=GRANTED; D=DENIED; P=PENDING

* THIS WIRETAP WAS TERMINATED DURING 1989. INFORMATION ABOUT THIS WIRETAP IS CONTAINED IN SUMMARY TABLE 8.

** THIS WIRETAP WAS TERMINATED DURING 1990. INFORMATION ABOUT THIS WIRETAP IS CONTAINED IN SUMMARY TABLE 8.

REPORT BY PROSECUTORS OF COURT AUTHORIZED INTERCEPTS OF WIRE, ORAL, OR
ELECTRONIC COMMUNICATIONS PURSUANT TO TITLE 18 USC SEC 2519

A.O. NO.	NUMBER OF DAYS IN OPER- ATION ³	AVERAGE INTER- CEPTS PER DAY	NUMBER OF			COSTS		AR- REST	TRIALS	MOTIONS TO SUPPRESS INTER- CEPTS ⁴			PER- SONS CON- VICTED
			PERSONS INTER- CEPTED	INTER- CEPTS	INCRIM- INATING INTER- CEPTS	TOTAL COST \$	OTHER THAN MANPOWER \$			G	D	P	
OKLAHOMA COUNTY													
1	54	5	54	270	64	45,000	5,000	1	-	-	-	1	-

- | | | |
|-------------------------|------------------------|-------------------------------|
| 5 AUTOMOBILE/VAN | 10 MOBILE HOME/TRAILER | 15 SOCIAL CLUB |
| 6 CELLULAR PHONE | 11 PEN REGISTER | 16 TELEFAX |
| 7 CLOSED CIRCUIT TV | 12 MOBILE PHONE | 17 GARAGE |
| 8 DIGITAL DISPLAY PAGER | 13 PRISONER/JAIL | 18 COUNTY GOVERNMENT BUILDING |
| 9 HOTEL ROOM | 14 PAY PHONE | 19 LAW OFFICE |

TABLE B-1
STATE PENNSYLVANIA

REPORT BY JUDGES OF COURT AUTHORIZED INTERCEPTS OF WIRE, ORAL, OR
ELECTRONIC COMMUNICATIONS PURSUANT TO TITLE 18 USC SEC 2519

A.O. NO.	AUTHORIZING OFFICIAL		OFFENSE SPECIFIED	INTERCEPT		DATE OF APPLICATION AND (AMENDMENT)	AUTHORIZED LENGTH		
	JUDGE	PROSECUTOR		TYPE1	PLACE2		ORIGINAL ORDER (DAYS)	NUMBER OF EXTEN- SIONS	TOTAL LENGTH DAYS
ELK COUNTY									
1	HUDOCK	ROOF	GAMBLING	P	S	04/05/91	10	-	10
LUZERNE COUNTY									
1	OLSZEWSKI	STEVENS	GAMBLING	P	S	05/24/91	30	-	30
2	OLSZEWSKI	STEVENS	GAMBLING	P	S	05/24/91	30	-	30
3	OLSZEWSKI	STEVENS	GAMBLING	P	S	05/24/91	30	-	30
4	POPOVICH	COHEN	NARCOTICS	E	O8	06/26/91	30	1	60
5	POPOVICH	COHEN	NARCOTICS	P	A	07/30/91	30	-	30
6	MCEWEN	COHEN	NARCOTICS	P	S	08/23/91	30	-	30
7	MCEWEN	COHEN	NARCOTICS	P	S	08/23/91	30	-	30
MCKEAN COUNTY									
1	HUDOCK	KAHLE	GAMBLING	P	S	03/18/91	30	-	30
2	HUDOCK	KAHLE	GAMBLING	P	S	03/18/91	30	-	30
3	HUDOCK	KAHLE	GAMBLING	P	B	03/18/91	30	-	30
MONTGOMERY COUNTY									
1	BECK	MARINO	RACKETEERING	P	S	01/25/91	30	-	30
2	BECK	MARINO	RACKETEERING	P	S	01/25/91	30	-	30
3	BECK	MARINO	RACKETEERING	P	S	01/25/91	30	-	30
4	KELLY	MARINO	NARCOTICS	ME	BO7	05/22/91	30	-	30
5	WIEAND	MARINO	NARCOTICS	P	S	08/01/91	30	-	30

1 TYPE: P=PHONE WIRE; M=MICROPHONE-EAVESDROP; E=ELECTRONIC; NA=NOT AVAILABLE; NR=NOT REPORTED; O=OTHER
2 PLACE: S=SINGLE FAMILY DWELLING; A=APARTMENT; M=MULTIPLE DWELLING; B=BUSINESS; R=ROVING; O=OTHER
3 NI IN THIS COLUMN INDICATES NEVER INSTALLED
4 MOTIONS: G=GRANTED; D=DENIED; P=PENDING
* THIS WIRETAP WAS TERMINATED DURING 1989. INFORMATION ABOUT THIS WIRETAP IS CONTAINED IN SUMMARY TABLE 8.
** THIS WIRETAP WAS TERMINATED DURING 1990. INFORMATION ABOUT THIS WIRETAP IS CONTAINED IN SUMMARY TABLE 8.

REPORT BY PROSECUTORS OF COURT AUTHORIZED INTERCEPTS OF WIRE, ORAL, OR ELECTRONIC COMMUNICATIONS PURSUANT TO TITLE 18 USC SEC 2519

A.O. NO.	NUMBER OF DAYS IN OPERATION ³	AVERAGE INTERCEPTS PER DAY	NUMBER OF			COSTS		NUMBER OF			PERSONS CONVICTED		
			PERSONS INTERCEPTED	INTERCEPTS	INCRIMINATING INTERCEPTS	TOTAL COST \$	OTHER THAN MANPOWER \$	ARREST	TRIALS	MOTIONS TO SUPPRESS INTERCEPTS ⁴			
										G		D	P
ELK COUNTY													
1	10	32	43	323	281	48,000	6,000	1	-	-	-	-	
LUZERNE COUNTY													
1	NO PROSECUTOR'S REPORT												
2	NO PROSECUTOR'S REPORT												
3	NO PROSECUTOR'S REPORT												
4	NO PROSECUTOR'S REPORT												
5	NO PROSECUTOR'S REPORT												
6	NO PROSECUTOR'S REPORT												
7	NO PROSECUTOR'S REPORT												
MCKEAN COUNTY													
1	NO PROSECUTOR'S REPORT												
2	NO PROSECUTOR'S REPORT												
3	NO PROSECUTOR'S REPORT												
MONTGOMERY COUNTY													
1	12	53	48	641	635	58,557	2,000	-	-	-	-	-	
2	12	25	46	294	290	RELATED TO NO. 1							
3	12	43	51	519	506	RELATED TO NO. 1							
4	14	7	23	101	8	17,396	200	2	-	-	-	2	
5	14	20	64	280	202	106,202	14,500	38	-	-	-	-	

- | | | |
|-------------------------|------------------------|-------------------------------|
| 5 AUTOMOBILE/VAN | 10 MOBILE HOME/TRAILER | 15 SOCIAL CLUB |
| 6 CELLULAR PHONE | 11 PEN REGISTER | 16 TELEFAX |
| 7 CLOSED CIRCUIT TV | 12 MOBILE PHONE | 17 GARAGE |
| 8 DIGITAL DISPLAY PAGER | 13 PRISONER/JAIL | 18 COUNTY GOVERNMENT BUILDING |
| 9 HOTEL ROOM | 14 PAY PHONE | 19 LAW OFFICE |

TABLE B-1
STATE PENNSYLVANIA

REPORT BY JUDGES OF COURT AUTHORIZED INTERCEPTS OF WIRE, ORAL, OR
ELECTRONIC COMMUNICATIONS PURSUANT TO TITLE 18 USC SEC 2519

A.O. NO.	AUTHORIZING OFFICIAL		OFFENSE SPECIFIED	INTERCEPT		DATE OF APPLICATION AND (AMENDMENT)	AUTHORIZED LENGTH		
	JUDGE	PROSECUTOR		TYPE1	PLACE2		ORIGINAL ORDER (DAYS)	NUMBER OF EXTEN- SIONS	TOTAL LENGTH DAYS
MONTGOMERY COUNTY (CONT.)									
6	WIEAND	MARINO	NARCOTICS	E	O8	08/01/91	30	-	30
7	CAVANAUGH	MARINO	NARCOTICS	P	B	10/29/91	30	-	30
8	CAVANAUGH	MARINO	NARCOTICS	P	B	10/29/91	30	-	30
9	CAVANAUGH	MARINO	NARCOTICS	P	S	10/29/91	30	-	30
10	CAVANAUGH	MARINO	NARCOTICS	P	O6	10/29/91	30	-	30
11	CAVANAUGH	MARINO	NARCOTICS	P	S	11/08/91	30	-	30
PHILADELPHIA COUNTY									
1	KELLY	CASTILLE	RACKETEERING	P	B	01/22/91	30	-	30
2	CAVANAUGH	CASTILLE	RACKETEERING	P	S	02/26/91	30	-	30
3	CAVANAUGH	CHADWICK	RACKETEERING	P	S	03/15/91	30	-	30
4	CIRILLO	ABRAHAM	NARCOTICS	E	O8	05/03/91	30	3	120
5	BECK	ABRAHAM	THREATS	P	B	05/16/91	30	-	30
6	BECK	ABRAHAM	THREATS	P	B	05/16/91	30	-	30
7	CAVANAUGH	ABRAHAM	RACKETEERING	P	S	06/07/91	30	-	30
8	CAVANAUGH	ABRAHAM	RACKETEERING	P	S	06/13/91	30	-	30
9	CIRILLO	ABRAHAM	NARCOTICS	E	O8	09/18/91	30	1	60
10	CIRILLO	ABRAHAM	NARCOTICS	P	O6	09/18/91	30	-	30
11	CIRILLO	ABRAHAM	NARCOTICS	P	A	09/18/91	30	-	30
12	CIRILLO	ABRAHAM	NARCOTICS	P	O6	10/03/91	30	-	30

1 TYPE: P=PHONE WIRE; M=MICROPHONE-EAVESDROP; E=ELECTRONIC; NA=NOT AVAILABLE; NR=NOT REPORTED; O=OTHER
2 PLACE: S=SINGLE FAMILY DWELLING; A=APARTMENT; M=MULTIPLE DWELLING; B=BUSINESS; R=ROVING; O=OTHER
3 NI IN THIS COLUMN INDICATES NEVER INSTALLED
4 MOTIONS: G=GRANTED; D=DENIED; P=PENDING
* THIS WIRETAP WAS TERMINATED DURING 1989. INFORMATION ABOUT THIS WIRETAP IS CONTAINED IN SUMMARY TABLE 8.
** THIS WIRETAP WAS TERMINATED DURING 1990. INFORMATION ABOUT THIS WIRETAP IS CONTAINED IN SUMMARY TABLE 8.

REPORT BY PROSECUTORS OF COURT AUTHORIZED INTERCEPTS OF WIRE, ORAL, OR
ELECTRONIC COMMUNICATIONS PURSUANT TO TITLE 18 USC SEC 2519

A.O. NO.	NUMBER OF DAYS IN OPER- ATION ³	AVERAGE INTER- CEPTS PER DAY	NUMBER OF			COSTS		NUMBER OF			PER- SONS CON- VICTED		
			PERSONS INTER- CEPTED	INTER- CEPTS	INCRIM- INATING INTER- CEPTS	TOTAL COST \$	OTHER THAN MANPOWER \$	AR- REST	TRIALS	MOTIONS TO SUPPRESS INTER- CEPTS ⁴			
										G		D	P
MONTGOMERY COUNTY (CONT.)													
6	17	18	40	304	NA	RELATED TO NO. 5							
7	24	57	100	1,368	107	124,998	21,272	3	-	-	-		
8	24	22	30	521	82	RELATED TO NO. 7							
9	14	18	17	256	11	RELATED TO NO. 7							
10	14	1	6	18	6	RELATED TO NO. 7							
11	12	13	17	156	64	RELATED TO NO. 7							
PHILADELPHIA COUNTY													
1	22	36	73	800	48	18,391	791	5	2	-	-		
2	15	28	45	432	52	30,875	-	3	-	-	3		
3	13	82	52	1,061	137	RELATED TO NO. 2							
4	117	40	0	4,728	4,728	RELATED TO NO. 17							
5	5	13	42	65	58	645	345	1	-	-	-		
6	5	6	18	30	29	RELATED TO NO. 5							
7	10	85	111	852	89	RELATED TO NO. 8							
8	4	18	24	72	5	12,126	926	10	-	-	-		
9	55	44	0	2,402	2,402	RELATED TO NO. 17							
10	30	17	51	505	121	RELATED TO NO. 17							
11	8	35	28	276	12	RELATED TO NO. 17							
12	23	31	76	722	271	RELATED TO NO. 17							

5 AUTOMOBILE/VAN
6 CELLULAR PHONE
7 CLOSED CIRCUIT TV
8 DIGITAL DISPLAY PAGER
9 HOTEL ROOM

10 MOBILE HOME/TRAILER
11 PEN REGISTER
12 MOBILE PHONE
13 PRISONER/JAIL
14 PAY PHONE

15 SOCIAL CLUB
16 TELEFAX
17 GARAGE
18 COUNTY GOVERNMENT BUILDING
19 LAW OFFICE

TABLE B-1
STATE PENNSYLVANIA

REPORT BY JUDGES OF COURT AUTHORIZED INTERCEPTS OF WIRE, ORAL, OR
ELECTRONIC COMMUNICATIONS PURSUANT TO TITLE 18 USC SEC 2519

A.O. NO.	AUTHORIZING OFFICIAL		OFFENSE SPECIFIED	INTERCEPT		DATE OF APPLICATION AND (AMENDMENT)	AUTHORIZED LENGTH		
	JUDGE	PROSECUTOR		TYPE1	PLACE2		ORIGINAL ORDER (DAYS)	NUMBER OF EXTEN- SIONS	TOTAL LENGTH DAYS
PHILADELPHIA COUNTY (CONT.)									
13	CIRILLO	ABRAHAM	NARCOTICS	P	O6	10/10/91	30	1	60
14	CIRILLO	ABRAHAM	NARCOTICS	M	A	10/25/91	30	-	30
15	CIRILLO	ABRAHAM	NARCOTICS	P	A	10/25/91	30	-	30
16	CIRILLO	ABRAHAM	NARCOTICS	P	O6	10/28/91	30	-	30
17	CIRILLO	ABRAHAM	NARCOTICS	P	A	11/06/91	30	-	30
WAYNE COUNTY									
**1	POPOVICH	HAMILL	NARCOTICS	P	S	08/08/90	30	1	40
**2	POPOVICH	HAMILL	NARCOTICS	P	S	08/27/90	30	-	30
WESTMORELAND COUNTY									
1	HUDOCK	DRISCOLL	GAMBLING	P	S	12/04/91	30	-	30
2	HUDOCK	DRISCOLL	GAMBLING	P	S	12/13/91	30	-	30
3	HUDOCK	DRISCOLL	GAMBLING	P	S	12/13/91	30	-	30

1 TYPE: P=PHONE WIRE; M=MICROPHONE-EAVESDROP; E=ELECTRONIC; NA=NOT AVAILABLE; NR=NOT REPORTED; O=OTHER
2 PLACE: S=SINGLE FAMILY DWELLING; A=APARTMENT; M=MULTIPLE DWELLING; B=BUSINESS; R=ROVING; O=OTHER
3 NI IN THIS COLUMN INDICATES NEVER INSTALLED
4 MOTIONS: G=GRANTED; D=DENIED; P=PENDING
* THIS WIRETAP WAS TERMINATED DURING 1989. INFORMATION ABOUT THIS WIRETAP IS CONTAINED IN SUMMARY TABLE 8.
** THIS WIRETAP WAS TERMINATED DURING 1990. INFORMATION ABOUT THIS WIRETAP IS CONTAINED IN SUMMARY TABLE 8.

REPORT BY PROSECUTORS OF COURT AUTHORIZED INTERCEPTS OF WIRE, ORAL, OR
ELECTRONIC COMMUNICATIONS PURSUANT TO TITLE 18 USC SEC 2519

A.O. NO.	NUMBER OF DAYS IN OPER- ATION ³	AVERAGE INTER- CEPTS PER DAY	NUMBER OF			COSTS		AR- REST	TRIALS	MOTIONS TO SUPPRESS INTER- CEPTS ⁴			PER- SONS CON- VICTED
			PERSONS INTER- CEPTED	INTER- CEPTS	INCRIM- INATING INTER- CEPTS	TOTAL COST \$	OTHER THAN MANPOWER \$			G	D	P	
PHILADELPHIA COUNTY (CONT.)													
13	30	39	97	1,170	290	RELATED TO NO. 17							
14	18	0	6	0	0	RELATED TO NO. 17							
15	18	80	106	1,438	326	RELATED TO NO. 17							
16	NI					RELATED TO NO. 17							
17	6	16	10	95	11	138,663	10,834	12	-	-	-	-	
WAYNE COUNTY													
**1	37	31	96	1,156	286	86,797	1,816	8	-	-	-	-	
**2	17	31	62	525	45	RELATED TO NO. **1							
WESTMORELAND COUNTY													
1	13	21	32	278	237	22,486	2,864	-	-	-	-	-	
2	4	25	25	101	90	13,738	5,893	-	-	-	-	-	
3	4	38	56	153	150	13,738	5,893	-	-	-	-	-	

5 AUTOMOBILE/VAN
6 CELLULAR PHONE
7 CLOSED CIRCUIT TV
8 DIGITAL DISPLAY PAGER
9 HOTEL ROOM

10 MOBILE HOME/TRAILER
11 PEN REGISTER
12 MOBILE PHONE
13 PRISONER/JAIL
14 PAY PHONE

15 SOCIAL CLUB
16 TELEFAX
17 GARAGE
18 COUNTY GOVERNMENT BUILDING
19 LAW OFFICE

TABLE B-1
STATE PENNSYLVANIA

REPORT BY JUDGES OF COURT AUTHORIZED INTERCEPTS OF WIRE, ORAL, OR
ELECTRONIC COMMUNICATIONS PURSUANT TO TITLE 18 USC SEC 2519

A.O. NO.	AUTHORIZING OFFICIAL		OFFENSE SPECIFIED	INTERCEPT		DATE OF APPLICATION AND (AMENDMENT)	AUTHORIZED LENGTH		
	JUDGE	PROSECUTOR		TYPE1	PLACE2		ORIGINAL ORDER (DAYS)	NUMBER OF EXTEN- SIONS	TOTAL LENGTH DAYS
STATE ATTORNEY GENERAL									
1	JOHNSON	PREATE	RACKETEERING	P	S	01/17/91 (02/04/91)	30	-	30
2	JOHNSON	PREATE	RACKETEERING	P	S	01/17/91 (01/23/91)	30	-	30
3	CAVANAUGH	PREATE	NARCOTICS	P	S	01/25/91	30	1	60
4	CAVANAUGH	PREATE	NARCOTICS	P	O6	02/27/91	30	-	30
5	CAVANAUGH	PREATE	NARCOTICS	P	S	02/27/91	30	-	30
6	WIEAND	PREATE	NARCOTICS	P	S	03/07/91	30	-	30
7	DEL SOLE	PREATE	NARCOTICS	P	S	03/26/91	30	-	30
8	CAVANAUGH	PREATE	NARCOTICS	P	B	04/01/91	30	1	60
9	MCEWEN	PREATE	NARCOTICS	P	A	04/24/91	30	-	30
10	MONTEMURO	PREATE	RACKETEERING	P	B	05/01/91	30	-	30
11	MONTEMURO	PREATE	RACKETEERING	P	B	05/01/91	30	-	30
12	MONTEMURO	PREATE	RACKETEERING	P	B	06/06/91	30	-	30
13	MONTEMURO	PREATE	RACKETEERING	P	S	06/06/91	30	-	30
14	MONTEMURO	PREATE	RACKETEERING	P	S	06/06/91	30	-	30
15	MONTEMURO	PREATE	RACKETEERING	P	S	06/06/91	30	-	30
16	OLSZEWSKI	PREATE	NARCOTICS	P	S	08/02/91	30	2	75
17	OLSZEWSKI	PREATE	NARCOTICS	P	S	08/30/91	30	-	30
18	BECK	PREATE	NARCOTICS	P	S	10/02/91	30	-	30

1 TYPE: P=PHONE WIRE; M=MICROPHONE-EAVESDROP; E=ELECTRONIC; NA=NOT AVAILABLE; NR=NOT REPORTED; O=OTHER
2 PLACE: S=SINGLE FAMILY DWELLING; A=APARTMENT; M=MULTIPLE DWELLING; B=BUSINESS; R=ROVING; O=OTHER
3 NI IN THIS COLUMN INDICATES NEVER INSTALLED
4 MOTIONS: G=GRANTED; D=DENIED; P=PENDING
* THIS WIRETAP WAS TERMINATED DURING 1989. INFORMATION ABOUT THIS WIRETAP IS CONTAINED IN SUMMARY TABLE 8.
** THIS WIRETAP WAS TERMINATED DURING 1990. INFORMATION ABOUT THIS WIRETAP IS CONTAINED IN SUMMARY TABLE 8.

REPORT BY PROSECUTORS OF COURT AUTHORIZED INTERCEPTS OF WIRE, ORAL, OR ELECTRONIC COMMUNICATIONS PURSUANT TO TITLE 18 USC SEC 2519

A.O. NO.	NUMBER OF DAYS IN OPERATION ³	AVERAGE INTER-CEPTS PER DAY	NUMBER OF			COSTS		NUMBER OF			PERSONS CONVICTED		
			PERSONS INTER-CEPTED	INTER-CEPTS	INCRIMINATING INTER-CEPTS	TOTAL COST \$	OTHER THAN MANPOWER \$	AR-REST	TRIALS	MOTIONS TO SUPPRESS INTER-CEPTS ⁴			
										G		D	P
STATE ATTORNEY GENERAL													
1	30	32	25	955	225	43,661	2,712	-	-	-	-	-	
2	30	33	24	998	250	RELATED TO NO. 1		-	-	-	-	-	
3	60	72	387	4,321	553	118,215	3,145	-	-	-	-	-	
4	NI												
5	NI												
6	8	2	13	18	8	24,368	1,144	3	1	-	-	2	1
7	30	15	72	447	192	109,575	2,535	4	-	-	-	-	-
8	52	100	216	5,213	438	115,686	1,202	-	-	-	-	-	-
9	15	13	38	196	63	53,434	3,577	4	-	-	-	-	-
10	15	22	30	336	325	27,330	1,330	7	-	-	-	-	1
11	15	9	29	131	120	RELATED TO NO. 10		-	-	-	-	-	-
12	5	71	22	353	27	RELATED TO NO. 10		-	-	-	-	-	-
13	5	17	22	86	6	RELATED TO NO. 10		-	-	-	-	-	-
14	5	10	23	52	10	RELATED TO NO. 10		-	-	-	-	-	-
15	5	34	23	168	7	RELATED TO NO. 10		-	-	-	-	-	-
16	75	58	333	4,368	416	149,879	2,018	-	-	-	-	-	-
17	30	74	176	2,227	69	59,958	807	-	-	-	-	-	-
18	20	14	39	288	40	101,787	1,244	-	-	-	-	-	-

- | | | |
|-------------------------|------------------------|-------------------------------|
| 5 AUTOMOBILE/VAN | 10 MOBILE HOME/TRAILER | 15 SOCIAL CLUB |
| 6 CELLULAR PHONE | 11 PEN REGISTER | 16 TELEFAX |
| 7 CLOSED CIRCUIT TV | 12 MOBILE PHONE | 17 GARAGE |
| 8 DIGITAL DISPLAY PAGER | 13 PRISONER/JAIL | 18 COUNTY GOVERNMENT BUILDING |
| 9 HOTEL ROOM | 14 PAY PHONE | 19 LAW OFFICE |

TABLE B-1
STATE PENNSYLVANIA

REPORT BY JUDGES OF COURT AUTHORIZED INTERCEPTS OF WIRE, ORAL, OR
ELECTRONIC COMMUNICATIONS PURSUANT TO TITLE 18 USC SEC 2519

A.O. NO.	AUTHORIZING OFFICIAL		OFFENSE SPECIFIED	INTERCEPT		DATE OF APPLICATION AND (AMENDMENT)	AUTHORIZED LENGTH		
	JUDGE	PROSECUTOR		TYPE1	PLACE2		ORIGINAL ORDER (DAYS)	NUMBER OF EXTEN- SIONS	TOTAL LENGTH DAYS
STATE ATTORNEY GENERAL (CONT.)									
19	KELLY	PREATE	NARCOTICS	E	OB	10/30/91	30	1	60
20	MONTEMURO	PREATE	NARCOTICS	P	S	11/25/91	30	-	30
21	MCEWEN	PREATE	NARCOTICS	P	S	12/12/91	30	-	30
22	KELLY	PREATE	NARCOTICS	P	S	12/20/91	30	-	30
ALLEGHENY COUNTY									
1	TAMILIA	COLVILLE	NARCOTICS	P	S	02/14/91	30	1	37
2	JOHNSTON	COLVILLE	RACKETEERING	M	B	06/26/91	30	1	44
3	JOHNSTON	COLVILLE	RACKETEERING	M	B	06/26/91	30	1	44
CRAWFORD COUNTY									
1	ELLIOTT	DAWSON	NARCOTICS	P	S	03/19/91	30	1	60
2	ELLIOTT	DAWSON	NARCOTICS	P	S	04/16/91	30	-	30
DELAWARE COUNTY									
1	MONTEMURO	RYAN	RACKETEERING	E	B	12/28/90	30	-	30
2	MONTEMURO	RYAN	RACKETEERING	P	S	12/28/90	30	-	30
3	MONTEMURO	RYAN	RACKETEERING	P	S	12/28/90	30	-	30
4	CIRILLO	RYAN	RACKETEERING	P	B	01/04/91	30	-	30
5	CIRILLO	RYAN	RACKETEERING	P	B	01/04/91	30	-	30
6	CIRILLO	RYAN	RACKETEERING	P	B	01/04/91	30	-	30
7	CIRILLO	RYAN	RACKETEERING	P	B	01/11/91	30	-	30

1 TYPE: P=PHONE WIRE; M=MICROPHONE-EAVESDROP; E=ELECTRONIC; NA=NOT AVAILABLE; NR=NOT REPORTED; O=OTHER
2 PLACE: S=SINGLE FAMILY DWELLING; A=APARTMENT; M=MULTIPLE DWELLING; B=BUSINESS; R=ROVING; O=OTHER
3 NI IN THIS COLUMN INDICATES NEVER INSTALLED
4 MOTIONS: G=GRANTED; D=DENIED; P=PENDING
* THIS WIRETAP WAS TERMINATED DURING 1989. INFORMATION ABOUT THIS WIRETAP IS CONTAINED IN SUMMARY TABLE 8.
** THIS WIRETAP WAS TERMINATED DURING 1990. INFORMATION ABOUT THIS WIRETAP IS CONTAINED IN SUMMARY TABLE 8.

REPORT BY PROSECUTORS OF COURT AUTHORIZED INTERCEPTS OF WIRE, ORAL, OR
ELECTRONIC COMMUNICATIONS PURSUANT TO TITLE 18 USC SEC 2519

A.O. NO.	NUMBER OF DAYS IN OPER- ATION ³	AVERAGE INTER- CEPTS PER DAY	NUMBER OF			COSTS		NUMBER OF				PER- SONS CON- VICTED	
			PERSONS INTER- CEPTED	INTER- CEPTS	INCRIM- INATING INTER- CEPTS	TOTAL COST \$	OTHER THAN MANPOWER \$	AR- REST	TRIALS	MOTIONS TO SUPPRESS INTER- CEPTS ⁴			
										G	D		P
STATE ATTORNEY GENERAL (CONT.)													
19	60	4	-	211	63	-	-	-	-	-	-	-	
20	19	87	243	1,661	213	65,635	1,992	-	-	-	-	-	
21	5	3	19	14	-	26,200	3,000	-	-	-	-	-	
22	NI												
ALLEGHENY COUNTY													
1	35	38	150	3,090	900	69,684	1,816	7	-	-	-	4	
2	31	16	41	485	201	RELATED TO NO. 3		-	-	-	-	-	
3	31	31	41	976	68	72,813	5,333	-	-	-	-	-	
CRAWFORD COUNTY													
1	38	14	22	547	98	99,055	40,508	3	-	-	-	-	
2	17	15	13	257	19	16,421	7,457	-	-	-	-	-	
DELAWARE COUNTY													
1	18	3	4	58	58	10,716	666	-	-	-	-	-	
2	8	37	66	297	289	10,716	666	-	-	-	-	-	
3	8	111	129	884	809	10,716	666	-	-	-	-	-	
4	9	-	-	-	-	16,416	666	-	-	-	-	-	
5	16	35	75	561	540	16,416	666	-	-	-	-	-	
6	21	79	97	1,665	1,598	16,416	666	-	-	-	-	-	
7	14	31	50	437	404	16,416	666	-	-	-	-	-	

5 AUTOMOBILE/VAN
6 CELLULAR PHONE
7 CLOSED CIRCUIT TV
8 DIGITAL DISPLAY PAGER
9 HOTEL ROOM

10 MOBILE HOME/TRAILER
11 PEN REGISTER
12 MOBILE PHONE
13 PRISONER/JAIL
14 PAY PHONE

15 SOCIAL CLUB
16 TELEFAX
17 GARAGE
18 COUNTY GOVERNMENT BUILDING
19 LAW OFFICE

TABLE B-1
STATE RHODE ISLAND

REPORT BY JUDGES OF COURT AUTHORIZED INTERCEPTS OF WIRE, ORAL, OR
ELECTRONIC COMMUNICATIONS PURSUANT TO TITLE 18 USC SEC 2519

A.O. NO.	AUTHORIZING OFFICIAL		OFFENSE SPECIFIED	INTERCEPT			AUTHORIZED LENGTH		
	JUDGE	PROSECUTOR		TYPE1	PLACE2	DATE OF APPLICATION AND (AMENDMENT)	ORIGINAL ORDER (DAYS)	NUMBER OF EXTEN- SIONS	TOT. LENG DAY
STATE ATTORNEY GENERAL									
1	GIANNINI	O'NEIL	NARCOTICS	P	B	01/04/91	30	-	
2	GIANNINI	O'NEIL	GAMBLING	P	S	01/25/91	30	-	
3	GIANNINI	O'NEIL	GAMBLING	P	S	02/19/91	30	-	
4	ORTON	O'NEIL	GAMBLING	P	S	05/20/91	30	-	
5	RODGERS	O'NEIL	GAMBLING	P	B	09/23/91	30	-	

1 TYPE: P=PHONE WIRE; M=MICROPHONE-EAVESDROP; E=ELECTRONIC; NA=NOT AVAILABLE; NR=NOT REPORTED; O=OTHER
 2 PLACE: S=SINGLE FAMILY DWELLING; A=APARTMENT; M=MULTIPLE DWELLING; B=BUSINESS; R=ROVING; O=OTHER
 3 NI IN THIS COLUMN INDICATES NEVER INSTALLED
 4 MOTIONS: G=GRANTED; D=DENIED; P=PENDING
 * THIS WIRETAP WAS TERMINATED DURING 1989. INFORMATION ABOUT THIS WIRETAP IS CONTAINED IN SUMMARY TABLE 8.
 ** THIS WIRETAP WAS TERMINATED DURING 1990. INFORMATION ABOUT THIS WIRETAP IS CONTAINED IN SUMMARY TABLE 8.

REPORT BY PROSECUTORS OF COURT AUTHORIZED INTERCEPTS OF WIRE, ORAL, OR
ELECTRONIC COMMUNICATIONS PURSUANT TO TITLE 18 USC SEC 2519

A.O. NO.	NUMBER OF DAYS IN OPER- ATION ³	AVERAGE INTER- CEPTS PER DAY	NUMBER OF			COSTS		AR- REST	TRIALS	MOTIONS TO SUPPRESS INTER- CEPTS ⁴			PER- SONS CON- VICTED
			PERSONS INTER- CEPTED	INTER- CEPTS	INCRIM- INATING INTER- CEPTS	TOTAL COST \$	OTHER THAN MANPOWER \$			G	D	P	
STATE ATTORNEY GENERAL													
1	30	40	39	1,188	56	5,200	200	39	-	-	-	-	-
2	10	63	2	632	627	2,200	200	2	-	-	-	-	2
3	30	32	39	961	145	5,200	200	39	-	-	-	-	-
4	14	44	39	620	42	5,200	200	39	-	-	-	-	-
5	30	68	50	2,055	1,643	4,200	200	8	-	-	-	-	-

TABLE B-1
STATE UTAH

REPORT BY JUDGES OF COURT AUTHORIZED INTERCEPTS OF WIRE, ORAL, OR
ELECTRONIC COMMUNICATIONS PURSUANT TO TITLE 18 USC SEC 2519

A.O. NO.	AUTHORIZING OFFICIAL		OFFENSE SPECIFIED	INTERCEPT		DATE OF APPLICATION AND (AMENDMENT)	AUTHORIZED LENGTH		
	JUDGE	PROSECUTOR		TYPE1	PLACE2		ORIGINAL ORDER (DAYS)	NUMBER OF EXTEN- SIONS	TOTA LENGT DAYS
SALT LAKE COUNTY									
1	HANSEN	VERHOEF	RACKETEERING	P	S	12/05/90	30	-	3
2	FREDERICK	MACDOUGALL	RACKETEERING	P	A	04/23/91	30	-	3
3	LEWIS	MORGAN	GAMBLING	M	S	08/17/91	30	-	3
4	MURPHY	MACDOUGALL	RACKETEERING	P	A	10/25/91	30	-	3
5	MURPHY	MACDOUGALL	RACKETEERING	E	O12	10/29/91	30	-	3
6	MURPHY	MACDOUGALL	RACKETEERING	P	S	11/26/91	30	-	3
SEVIER COUNTY									
1	TIBBS	BROWN	MURDER	P	S	03/12/91	30	-	3
2	TIBBS	BROWN	MURDER	P	S	03/12/91	30	-	3

1 TYPE: P=PHONE WIRE; M=MICROPHONE-EAVESDROP; E=ELECTRONIC; NA=NOT AVAILABLE; NR=NOT REPORTED; O=OTHER
 2 PLACE: S=SINGLE FAMILY DWELLING; A=APARTMENT; M=MULTIPLE DWELLING; B=BUSINESS; R=ROVING; O=OTHER
 3 NI IN THIS COLUMN INDICATES NEVER INSTALLED
 4 MOTIONS: G=GRANTED; D=DENIED; P=PENDING
 * THIS WIRETAP WAS TERMINATED DURING 1989. INFORMATION ABOUT THIS WIRETAP IS CONTAINED IN SUMMARY TABLE 8.
 ** THIS WIRETAP WAS TERMINATED DURING 1990. INFORMATION ABOUT THIS WIRETAP IS CONTAINED IN SUMMARY TABLE 8.

REPORT BY PROSECUTORS OF COURT AUTHORIZED INTERCEPTIONS OF WIRE, ORAL, OR
 ELECTRONIC COMMUNICATIONS PURSUANT TO TITLE 10, SEC. 2519

A.O. NO.	NUMBER OF DAYS IN OPER- ATION ³	AVERAGE INTER- CEPTS PER DAY	NUMBER OF			COSTS		AR- REST	TRIALS	NUMBER OF			PER- SONS CON- VICTED
			PERSONS INTER- CEPTED	INTER- CEPTS	INCRIM- INATING INTER- CEPTS	TOTAL COST \$	OTHER THAN MANPOWER \$			MOTIONS TO SUPPRESS INTER- CEPTS ⁴			
										G	D	P	
SALT LAKE COUNTY													
1	11	57	6	629	415	4,444	2,500	2	-	-	1	-	2
2	16	33	30	524	36	14,190	-	8	-	-	-	-	-
3	11	14	38	149	115	7,965	-	16	-	-	-	-	6
4	30	67	NR	2,003	79	85,695	-	-	-	-	-	-	-
5	25	31	NR	781	72	RELATED TO NO. 4		-	-	-	-	-	-
6	20	87	NR	1,743	138	RELATED TO NO. 4		-	-	-	-	-	-
SEVIER COUNTY													
1	1	18	8	18	-	2,120	1,650	-	-	-	-	-	-
2	1	13	7	18	-	2,120	1,650	-	-	-	-	-	-

5 AUTOMOBILE/VAN
 6 CELLULAR PHONE
 7 CLOSED CIRCUIT TV
 8 DIGITAL DISPLAY PAGER
 9 HOTEL ROOM

10 MOBILE HOME/TRAILER
 11 PEN REGISTER
 12 MOBILE PHONE
 13 PRISONER/JAIL
 14 PAY PHONE

15 SOCIAL CLUBS
 16 TELEFAX
 17 GARAGE
 18 COUNTY GOVERNMENT BUILDING
 19 LAW OFFICE

TABLE B-1
STATE VIRGINIA

REPORT BY JUDGES OF COURT AUTHORIZED INTERCEPTS OF WIRE, ORAL, OR
ELECTRONIC COMMUNICATIONS PURSUANT TO TITLE 18 USC SEC 2519

A.O. NO.	AUTHORIZING OFFICIAL		OFFENSE SPECIFIED	INTERCEPT		DATE OF APPLICATION AND (AMENDMENT)	AUTHORIZED LENGTH		
	JUDGE	PROSECUTOR		TYPE1	PLACE2		ORIGINAL ORDER (DAYS)	NUMBER OF EXTEN- SIONS	TOTAL LENGTH DAYS
STATE ATTORNEY GENERAL									
**3	HANSON	TERRY	NARCOTICS	P	S	09/21/90	30	1	60
**4	HANSON	TERRY	NARCOTICS	P	S	09/21/90	30	1	60
**5	HANSON	TERRY	NARCOTICS	M	S	11/09/90	30	-	30
1	LEDBETTER	TERRY	NARCOTICS	P	S	02/25/91	30	-	30
2	DAVIS	TERRY	NARCOTICS	P	S	03/15/91	30	-	30
3	DAVIS	TERRY	NARCOTICS	M	S	04/03/91	30	-	30

1 TYPE: P=PHONE WIRE; M=MICROPHONE-EAVESDROP; E=ELECTRONIC; NA=NOT AVAILABLE; NR=NOT REPORTED; O=OTHER
2 PLACE: S=SINGLE FAMILY DWELLING; A=APARTMENT; M=MULTIPLE DWELLING; B=BUSINESS; R=ROVING; O=OTHER
3 NI IN THIS COLUMN INDICATES NEVER INSTALLED
4 MOTIONS: G=GRANTED; D=DENIED; P=PENDING
* THIS WIRETAP WAS TERMINATED DURING 1989. INFORMATION ABOUT THIS WIRETAP IS CONTAINED IN SUMMARY TABLE 8.
** THIS WIRETAP WAS TERMINATED DURING 1990. INFORMATION ABOUT THIS WIRETAP IS CONTAINED IN SUMMARY TABLE 8.

REPORT BY PROSECUTORS OF COURT AUTHORIZED INTERCEPTS OF WIRE, ORAL, OR ELECTRONIC COMMUNICATIONS PURSUANT TO TITLE 18 USC SEC 2519

A.O. NO.	NUMBER OF DAYS IN OPERATION ³	AVERAGE INTER-CEPTS PER DAY	NUMBER OF			COSTS		NUMBER OF				PERSONS CONVICTED	
			PERSONS INTER-CEPTED	INTER-CEPTS	INCRIMINATING INTER-CEPTS	TOTAL COST \$	OTHER THAN MANPOWER \$	AR-REST	TRIALS	MOTIONS TO SUPPRESS INTER-CEPTS ⁴			
										G	D		P
STATE ATTORNEY GENERAL													
**3	60	15	17	900	68	149,166	20,192	4	-	-	-	-	-
**4	60	4	21	240	97	RELATED TO NO. **3						-	
**5	26	1	4	26	15	RELATED TO NO. **3						-	
1	30	45	88	1,341	20	58,937	4,949	7	5	-	1	-	5
2	29	38	86	1,098	80	60,881	6,877	-	-	-	-	-	-
3	16	16	14	260	12	31,985	3,361	-	RELATED TO NO. 2				-

- 5 AUTOMOBILE/VAN
- 6 CELLULAR PHONE
- 7 CLOSED CIRCUIT TV
- 8 DIGITAL DISPLAY PAGER
- 9 HOTEL ROOM
- 10 MOBILE HOME/TRAILER
- 11 PEN REGISTER
- 12 MOBILE PHONE
- 13 PRISONER/JAIL
- 14 PAY PHONE
- 15 SOCIAL CLUB
- 16 TELEFAX
- 17 GARAGE
- 18 COUNTY GOVERNMENT BUILDING
- 19 LAW OFFICE

TABLE B-1
STATE WISCONSIN

REPORT BY JUDGES OF COURT AUTHORIZED INTERCEPTS OF WIRE, ORAL, OR
ELECTRONIC COMMUNICATIONS PURSUANT TO TITLE 18 USC SEC 2519

A.O. NO.	AUTHORIZING OFFICIAL		OFFENSE SPECIFIED	INTERCEPT		DATE OF APPLICATION AND (AMENDMENT)	AUTHORIZED LENGTH		
	JUDGE	PROSECUTOR		TYPE1	PLACE2		ORIGINAL ORDER (DAYS)	NUMBER OF EXTEN- SIONS	TOTAL LENGTH DAYS
MILWAUKEE COUNTY									
1	SHEEDY	DOYLE	NARCOTICS	P	S	01/28/91	30	-	30
2	SHEEDY	DOYLE	NARCOTICS	P	S	06/21/91	30	-	30
RACINE COUNTY									
1	SIMANEK	WEBER	MURDER	P	A	02/07/91	7	-	7

1 TYPE: P=PHONE WIRE; M=MICROPHONE-EAVESDROP; E=ELECTRONIC; NA=NOT AVAILABLE; NR=NOT REPORTED; O=OTHER
2 PLACE: S=SINGLE FAMILY DWELLING; A=APARTMENT; M=MULTIPLE DWELLING; B=BUSINESS; R=ROVING; O=OTHER
3 NI IN THIS COLUMN INDICATES NEVER INSTALLED
4 MOTIONS: G=GRANTED; D=DENIED; P=PENDING
* THIS WIRETAP WAS TERMINATED DURING 1989. INFORMATION ABOUT THIS WIRETAP IS CONTAINED IN SUMMARY TABLE 8.
** THIS WIRETAP WAS TERMINATED DURING 1990. INFORMATION ABOUT THIS WIRETAP IS CONTAINED IN SUMMARY TABLE 8.

REPORT BY PROSECUTORS OF COURT AUTHORIZED INTERCEPTS OF WIRE, ORAL, OR
ELECTRONIC COMMUNICATIONS PURSUANT TO TITLE 18 USC SEC 2519

A.O. NO.	NUMBER OF DAYS IN OPER- ATION ³	AVERAGE INTER- CEPTS PER DAY	NUMBER OF			COSTS		NUMBER OF			PER- SONS CON- VICTED		
			PERSONS INTER- CEPTED	INTER- CEPTS	INCRIM- INATING INTER- CEPTS	TOTAL COST \$	OTHER THAN MANPOWER \$	AR- REST	TRIALS	MOTIONS TO SUPPRESS INTER- CEPTS ⁴			
										G		D	P
MILWAUKEE COUNTY													
1	8	16	20	124	5	31,757	5,325	-	-	-	-	-	
2	23	128	50	2,954	199	58,039	2,182	-	-	-	-	-	
RACINE COUNTY													
1	7	15	103	126	-	20,560	400	-	-	-	-	-	

- | | | |
|-------------------------|------------------------|-------------------------------|
| 5 AUTOMOBILE/VAN | 10 MOBILE HOME/TRAILER | 15 SOCIAL CLUB |
| 6 CELLULAR PHONE | 11 PEN REGISTER | 16 TELEFAX |
| 7 CLOSED CIRCUIT TV | 12 MOBILE PHONE | 17 GARAGE |
| 8 DIGITAL DISPLAY PAGER | 13 PRISONER/JAIL | 18 COUNTY GOVERNMENT BUILDING |
| 9 HOTEL ROOM | 14 PAY PHONE | 19 LAW OFFICE |

TABLE B-1
STATE WYOMING

REPORT BY JUDGES OF COURT AUTHORIZED INTERCEPTS OF WIRE, ORAL, OR
ELECTRONIC COMMUNICATIONS PURSUANT TO TITLE 18 USC SEC 2519

A.O. NO.	AUTHORIZING OFFICIAL		OFFENSE SPECIFIED	INTERCEPT		DATE OF APPLICATION AND (AMENDMENT)	AUTHORIZED LENGTH		
	JUDGE	PROSECUTOR		TYPE1	PLACE2		ORIGINAL ORDER (DAYS)	NUMBER OF EXTEN- SIONS	TOTAL LENGTH DAYS
STATE ATTORNEY GENERAL									
1	SPANGLER	MEYER	NARCOTICS	P	S	01/08/91	30	1	60

1 TYPE: P=PHONE WIRE; M=MICROPHONE-EAVESDROP; E=ELECTRONIC; NA=NOT AVAILABLE; NR=NOT REPORTED; O=OTHER
 2 PLACE: S=SINGLE FAMILY DWELLING; A=APARTMENT; M=MULTIPLE DWELLING; B=BUSINESS; R=ROVING; O=OTHER
 3 NI IN THIS COLUMN INDICATES NEVER INSTALLED
 4 MOTIONS: G=GRANTED; D=DENIED; P=PENDING
 * THIS WIRETAP WAS TERMINATED DURING 1989. INFORMATION ABOUT THIS WIRETAP IS CONTAINED IN SUMMARY TABLE 8.
 ** THIS WIRETAP WAS TERMINATED DURING 1990. INFORMATION ABOUT THIS WIRETAP IS CONTAINED IN SUMMARY TABLE 8.

REPORT BY PROSECUTORS OF COURT AUTHORIZED INTERCEPTS OF WIRE, ORAL, OR
ELECTRONIC COMMUNICATIONS PURSUANT TO TITLE 18 USC SEC 2519

A.O. NO.	NUMBER OF DAYS IN OPER- ATIONS ³	AVERAGE INTER- CEPTS PER DAY	NUMBER OF			COSTS		NUMBER OF			PER- SONS CON- VICTED		
			PERSONS INTER- CEPTED	INTER- CEPTS	INCRIM- INATING INTER- CEPTS	TOTAL COST \$	OTHER THAN MANPOWER \$	AR- REST	TRIALS	MOTIONS TO SUPPRESS INTER- CEPTS ⁴			
										G		D	P
STATE ATTORNEY GENERAL													
1	NO PROSECUTOR'S REPORT												

- | | | |
|-------------------------|------------------------|-------------------------------|
| 5 AUTOMOBILE/VAN | 10 MOBILE HOME/TRAILER | 15 SOCIAL CLUB |
| 6 CELLULAR PHONE | 11 PEN REGISTER | 16 TELEFAX |
| 7 CLOSED CIRCUIT TV | 12 MOBILE PHONE | 17 GARAGE |
| 8 DIGITAL DISPLAY PAGER | 13 PRISONER/JAIL | 18 COUNTY GOVERNMENT BUILDING |
| 9 HOTEL ROOM | 14 PAY PHONE | 19 LAW OFFICE |

Table B-2

**SUPPLEMENTARY REPORT BY PROSECUTORS
FOR INTERCEPTS TERMINATED IN CALENDAR YEAR 1983
AS OF DECEMBER 31, 1991**

State, County	A.O. Report Number in 1983 Report	Date of Application	Additional Activity During Calendar Year 1991					Persons Convicted	Offense for which Convicted
			Cost \$	Persons Arrested	Trials Com- pleted	Motions to Suppress Intercepts* G D P			
New Jersey									
State Attorney General	9	03/18/83	-	-	-	- - -	5	Robbery	

*MOTIONS: G=GRANTED; D=DENIED; P=PENDING

Table B-2

**SUPPLEMENTARY REPORT BY PROSECUTORS
FOR INTERCEPTS TERMINATED IN CALENDAR YEAR 1985
AS OF DECEMBER 31, 1991**

State, County	A.O. Report Number in 1985 Report	Date of Application	Additional Activity During Calendar Year 1991					Persons Convicted	Offense for which Convicted	
			Cost \$	Persons Arrested	Trials Com- pleted	Motions to Suppress Intercepts*				
						G	D	P		
New Jersey										
Middlesex County	4)	05/06/85	-	-	-	-	-	-	1	Narcotics
	5)	05/23/85								
Tarrant County	1)	04/30/85	-	-	-	-	1	-	1	Narcotics
	2)	04/30/85								
	3)	05/17/85								
	4)	05/17/85								
	5)	05/17/85								
	6)	05/17/85								
	7)	05/18/85								

*MOTIONS: G=GRANTED; D=DENIED; P=PENDING

Table B-2

**SUPPLEMENTARY REPORT BY PROSECUTORS
FOR INTERCEPTS TERMINATED IN CALENDAR YEAR 1986
AS OF DECEMBER 31, 1991**

State, County	A.O. Report Number in 1986 Report	Date of Application	Additional Activity During Calendar Year 1991					
			Cost \$	Persons Arrested	Trials Completed	Motions to Suppress Intercepts* G D P	Persons Convicted	Offense for which Convicted
Massachusetts								
Sulfolk County	1)	11/17/86	-	-	-	- - -	2	Narcotics
	2)	12/02/86						
New Jersey								
Bergen County	7	08/25/86	-	6	-	- - -	-	Gambling
Ocean County	2	09/18/86	-	-	-	- - -	1	Narcotics
Texas								
Gregg County	1	09/04/86	-	-	1	- - -	1	Narcotics

*MOTIONS: G=GRANTED; D=DENIED; P=PENDING

Table B-2

**SUPPLEMENTARY REPORT BY PROSECUTORS
FOR INTERCEPTS TERMINATED IN CALENDAR YEAR 1987
AS OF DECEMBER 31, 1991**

State, County	A.O. Report Number in 1987 Report	Date of Application	Additional Activity During Calendar Year 1991					Offense for which Convicted
			Cost \$	Persons Arrested	Trials Com- pleted	Motions to Suppress Intercepts G D P	Persons Convicted	
Maryland								
Baltimore County	5	10/05/87	-	-	3	- - -	3	Narcotics
Pennsylvania								
Allegheny County	1	01/30/87	-	-	1	- 1 -	-	
	4	03/13/87	-	-	1	- - -	-	
Texas								
Potter County	3)	09/10/87	-	-	-	- - -	1	Narcotics
	4)	09/10/87						

*MOTIONS: G=GRANTED; D=DENIED; P=PENDING

Table B-2

**SUPPLEMENTARY REPORT BY PROSECUTORS
FOR INTERCEPTS TERMINATED IN CALENDAR YEAR 1988
AS OF DECEMBER 31, 1991**

State, County	A.O. Report Number in 1988 Report	Date of Application	Additional Activity During Calendar Year 1991							Offense for which Convicted
			Cost \$	Persons Arrested	Trials Com- pleted	Motions to Suppress Intercepts*			Persons Convicted	
						G	D	P		
New Jersey										
State Attorney General	3	03/08/88	-	-	-	-	-	-	1	Gambling
	4)	03/18/88	-	-	-	-	-	-	13	Racketeering
	5)	03/18/88								
	6)	03/18/88								
	7)	03/18/88								
	8)	03/18/88								
	9	04/18/88	-	-	-	-	-	-	7	Narcotics
	10)	05/26/88	-	-	-	-	-	-	1	Gambling
	11)	05/26/88								
	12)	05/26/88								
	13)	05/26/88								
	14)	05/26/88								
	16)	05/26/88								
	17)	11/29/88	-	-	-	-	-	-	5	Narcotics
	18)	11/29/88								
	19)	11/29/88								
Ocean County										
	1	02/03/88	-	-	-	-	-	-	5	Narcotics
	5	06/22/88	-	-	-	-	-	-	4	Narcotics
	6	07/20/88	-	-	-	-	-	-	1	Narcotics
New York										
New York State Organized Crime Task Force	7	02/04/88	-	-	-	-	-	-	1	Bribery
Pennsylvania										
State Attorney General	3	05/06/88	-	-	1	-	-	-	4	Racketeering
	7)	07/01/88	-	-	12	-	-	-	12	Gambling
	8)	07/01/88								

*MOTIONS: G=GRANTED; D=DENIED; P=PENDING

Table B-2

**SUPPLEMENTARY REPORT BY PROSECUTORS
FOR INTERCEPTS TERMINATED IN CALENDAR YEAR 1989
AS OF DECEMBER 31, 1991**

State, County	A.O. Report Number in 1989 Report	Date of Application	Additional Activity During Calendar Year 1991						Offense for which Convicted	
			Cost \$	Persons Arrested	Trials Com- pleted	Motions to Suppress Intercepts*				Persons Convicted
						G	D	P		
Florida										
Eleventh Judicial Circuit	6	12/12/89	-	-	-	-	-	-	2	Murder
Eighteenth Judicial Circuit	9	11/17/89	-	-	-	-	-	-	3	Narcotics
Georgia										
State Attorney General	5	11/16/89	-	8	8	-	-	8	2 6	Gambling Racketeering
Maryland										
Dorchester County	*1	(See Appendix Table B-1)								
Massachusetts										
State Attorney General	1	07/05/89	-	11	2	-	8	-	7	Narcotics
New Jersey										
State Attorney General	6	12/28/88	-	-	-	-	-	-	5	Narcotics
	8)	03/07/89	-	-	2	-	-	-	2	Bribery
	9)	03/07/89	-	-	-	-	-	-	1	Narcotics
			-	-	-	-	-	-	1	Bribery
	18)	05/03/89	-	-	-	-	-	-	19	Narcotics
	19)	05/03/89								
	22)	05/23/89								
	25)	06/09/89								
	26)	06/12/89								
	27)	07/06/89								
	30)	08/04/89								
	23)	06/06/89	-	-	-	-	-	-	2	Bribery
	24)	06/06/89								

*MOTIONS: G=GRANTED; D=DENIED; P=PENDING

Table B-2

**SUPPLEMENTARY REPORT BY PROSECUTORS
FOR INTERCEPTS TERMINATED IN CALENDAR YEAR 1989
AS OF DECEMBER 31, 1991**

State, County	A.O. Report Number in 1989 Report	Date of Application	Additional Activity During Calendar Year 1991						Persons Convicted	Offense for which Convicted	
			Cost \$	Persons Arrested	Trials Com- pleted	Motions to Suppress Intercepts*					
						G	D	P			
Essex County	1)	01/10/89	-	-	-	-	-	-	11	Narcotics	
	2)	02/10/89									
Gloucester County	1	09/18/89	-	-	-	-	-	-	4	Narcotics	
Middlesex County	1	01/04/89	-	-	-	-	-	-	1	Narcotics	
	3	02/06/89	-	-	-	-	-	-	1	Narcotics	
	5)	05/08/89	-	-	-	-	-	-	2	Narcotics	
	6)	05/08/89									
	7)	05/31/89	-	-	-	-	-	-	3	Narcotics	
	8)	06/15/89									
	9	10/03/89	-	-	-	-	-	-	1	Narcotics	
	10	11/02/89	-	-	-	-	-	-	7	Gambling	
	11	11/16/89	-	-	-	-	-	-	1	Narcotics	
	Ocean County	1	03/08/89	-	-	-	-	-	-	2	Narcotics
		3	09/28/89	-	-	-	-	-	-	3	Narcotics
New York											
Suffolk County	9)	08/10/89	-	-	-	-	-	-	1	Usury	
	10)								1	Perjury	
									1	Narcotics	
									1	Criminal Contempt	
Pennsylvania											
State Attorney General	9	05/05/89	-	-	-	-	-	-	2	Narcotics	
	14	06/30/89	-	1	-	-	-	-	3	Narcotics	
	24	09/15/89	-	12	11	-	-	-	11	Narcotics	
	27	10/13/89	-	2	2	-	-	-	2	Narcotics	

*MOTIONS: G=GRANTED; D=DENIED; P=PENDING

Table B-2

**SUPPLEMENTARY REPORT BY PROSECUTORS
FOR INTERCEPTS TERMINATED IN CALENDAR YEAR 1989
AS OF DECEMBER 31, 1991**

State, County	A.O. Report Number in 1989 Report	Date of Application	Additional Activity During Calendar Year 1991						Offense for which Convicted	
			Cost \$	Persons Arrested	Trials Com- pleted	Motions to Suppress Intercepts*				Persons Convicted
						G	D	P		
	28	10/27/89	-	7	2	-	-	1	2	Narcotics
	31	11/28/89	-	-	-	-	-	-	1	Narcotics
Rhode Island										
State Attorney General	1	01/05/89	-	-	-	-	-	-	17	Gambling
Texas										
Wichita County	1)	05/18/89	-	-	-	-	-	-	5	Narcotics
	2)	06/06/89								
Virginia										
State Attorney General	3	08/07/89	-	-	7	-	-	-	7	Narcotics

*MOTIONS: G=GRANTED; D=DENIED; P=PENDING

Table B-2

**SUPPLEMENTARY REPORT BY PROSECUTORS
FOR INTERCEPTS TERMINATED IN CALENDAR YEAR 1990
AS OF DECEMBER 31, 1991**

State, County	A.O. Report Number in 1990 Report	Date of Applicatio	Additional Activity During Calendar Year 1991						Persons Convicted	Offense for which Convicted
			Cost \$	Persons Arrested	Trials Com- pleted	Motions to Suppress Intercepts*				
						G	D	P		
Arizona										
Maricopa County	1	06/06/90	20,804	-	-	-	-	-	-	
	2	06/22/90	47,993	-	-	-	-	-	-	
	**2	(See Appendix Table B-1)								
Yuma County	1)	11/24/89	-	-	1	-	2	-	6	Narcotics
	2)	11/24/89								
	6)	02/15/90								
Delaware										
State Attorney General	1	03/13/90	-	-	5	-	5	-	5	Narcotics
Florida										
Fifth Judicial Circuit (Marion)	**1	(See Appendix Table B-1)								
Sixth Judicial Circuit (Pinellas)	1)	01/26/90	40,000	2	2	-	-	-	2	Gambling
	2)									
Ninth Judicial (Orange)	1	04/13/90	-	-	-	-	-	-	5	Bookmaking
	2	05/31/90	-	-	-	-	2	-	-	
Thirteenth Judicial Circuit	4)	02/23/90	-	7	1	-	1	-	7	Narcotics
	5)	02/28/90								
	7)	03/08/90								
	6)	03/06/90	-	6	1	-	1	-	3	Narcotics
	9)	03/19/90	-	-	-	-	-	-	-	
	10)	03/21/90	-	5	-	1	-	-	-	
	11)	04/05/90								
	18)	06/13/90	-	15	2	-	2	-	12	Narcotics
	19)	06/13/90								
	20)	06/13/90								
	26)	07/02/90								
	29)	07/27/90								

*MOTIONS: G=GRANTED; D=DENIED; P=PENDING

Table B-2

**SUPPLEMENTARY REPORT BY PROSECUTORS
FOR INTERCEPTS TERMINATED IN CALENDAR YEAR 1990
AS OF DECEMBER 31, 1991**

State, County	A.O. Report Number in 1990 Report	Date of Applicatio	Additional Activity During Calendar Year 1991						Persons Convicted	Offense for which Convicted
			Cost \$	Persons Arrested	Trials Com- pleted	Motions to Suppress Intercepts*				
						G	D	P		
Florida (Cont.) Fifteenth Judicial Circuit (Palm Beach)	**3 **4 **5 **6 **7 **8	(See Appendix Table B-1) (See Appendix Table B-1) (See Appendix Table B-1) (See Appendix Table B-1) (See Appendix Table B-1) (See Appendix Table B-1)								
Eighteenth Judicial Circuit (Titusville)	5	06/27/90	-	1	1	-	-	-	3	Narcotics
Nineteenth Judicial Circuit (St. Lucie)	1	02/02/90	-	-	2	1	-	-	2	Narcotics
Georgia Chatham County	**2	11/30/90	1900							
Clayton County	**1) **2) **3) **4) **6)	(See Appendix Table B-1) (See Appendix Table B-1) (See Appendix Table B-1) (See Appendix Table B-1) (See Appendix Table B-1)								
Maryland Prince George's County	5	12/04/90	-	9	-	-	3	6	3	Narcotics
Nebraska Lancaster County	**1	(See Appendix Table B-1)								
Nevada Clark County	**2	(See Appendix Table B-1)								
Washoe County	1	10/23/90	-	1	-	-	-	-	1	Extortion
New Jersey State Attorney General	8) 9) 10) 11	01/31/90 01/31/90 01/31/90 02/23/90	- - - -	- - - -	- - - -	- - - -	- - - -	- - - -	3 7	Theft Gambling

*MOTIONS: G=GRANTED; D=DENIED; P=PENDING

Table B-2

**SUPPLEMENTARY REPORT BY PROSECUTORS
FOR INTERCEPTS TERMINATED IN CALENDAR YEAR 1990
AS OF DECEMBER 31, 1991**

State, County	A.O. Report Number in 1990 Report	Date of Applicatio	Additional Activity During Calendar Year 1991						Persons Convicted	Offense for which Convicted	
			Cost \$	Persons Arrested	Trials Com- pleted	Motions to Suppress Intercepts*					
						G	D	P			
New Jersey (cont.)	14)	03/16/90	-	-	-	-	-	-	10	Narcotics	
	15)	03/16/90									
	22	04/23/90	-	-	-	-	-	-	1	Narcotics	
	23	04/23/90	-	-	-	-	-	-	1	Receiving Stolen	
	26	04/26/90	-	-	-	-	-	-	4	Racketeering	
	32)	08/27/90	-	-	-	-	-	-	5	Narcotics	
	33)	08/27/90									
	40)	09/19/90									
	*45	(See Appendix Table B-1)									
	*46	(See Appendix Table B-1)									
Bergan County	1	06/20/90	-	8	-	-	-	-	3	Narcotics	
	2	07/26/90	-	1	-	-	-	-			
	3	09/21/90	-	2	-	-	-	-			
Cape May County	1	05/29/90	-	1	1	-	-	-	1	Gambling	
Gloucester County	1)	03/19/90	-	-	-	-	-	-	7	Narcotics	
	2)	03/19/90									
	3)	03/19/90									
	4	04/03/90	-	-	-	-	-	-	3	Narcotics	
	5	07/26/90	-	-	-	-	-	-	4	Narcotics	
Middlesex County	1	01/12/90	-	-	-	-	-	-	4	Gambling	
	2	01/12/90	-	-	-	-	-	-	2	Gambling	
	3)	02/27/90	-	-	-	-	-	-	3	Narcotics	
	5)	03/08/90									
	7	04/26/90	-	-	-	-	-	-	1	Narcotics	
	8)	06/21/90	-	-	-	-	-	-	12	Narcotics	
	9)	06/28/90									
	10	09/18/90	-	-	-	-	-	-	9	Narcotics	
	11)	09/21/90	-	-	-	-	-	-	6	Gambling	
	13)	09/28/90									

*MOTIONS: G=GRANTED; D=DENIED; P=PENDING

Table B-2

**SUPPLEMENTARY REPORT BY PROSECUTORS
FOR INTERCEPTS TERMINATED IN CALENDAR YEAR 1990
AS OF DECEMBER 31, 1991**

State, County	A.O. Report Number In 1990 Report	Date of Applicatio	Additional Activity During Calendar Year 1991						Persons Convicted	Offense for which Convicted
			Cost \$	Persons Arrested	Trials Completed	Motions to Suppress Intercepts*				
						G	D	P		
New Jersey (cont.)										
Ocean County	1	12/29/89	-	-	-	-	-	-	5	Gambling
	7	05/10/90	-	-	-	-	-	-	3	Narcotics
New Mexico										
Bernalillo County	**1	(See Appendix Table B-1)								
	**2	(See Appendix Table B-1)								
	**3	(See Appendix Table B-1)								
	**4	(See Appendix Table B-1)								
New York										
Bronx County	**5	(See Appendix Table B-1)								
Erie County	**1	(See Appendix Table B-1)								
	**2	(See Appendix Table B-1)								
	**3	(See Appendix Table B-1)								
	**4	(See Appendix Table B-1)								
	**5	(See Appendix Table B-1)								
King County	**12)	(See Appendix Table B-1)								
	**14)	(See Appendix Table B-1)								
	**15)	(See Appendix Table B-1)								
Nassau County	1	01/24/90	-	-	3	-	-	-	3	Narcotics
	4	03/08/90	-	-	3	-	-	-	3	Narcotics
	5	07/12/90	-	-	2	-	-	-	2	Narcotics
	6	08/24/90	-	-	1	-	-	-	1	Narcotics
	**9	(See Appendix Table B-1)								
New York	*3	(See Appendix Table B-1)								
NY State Organized Crime Task Force	4	10/17/89	-	6	-	-	6	-	6	Narcotics
	5	11/27/89	-	4	-	-	3	-	4	Narcotics
	7	01/02/90	-	21	-	-	20	-	21	Narcotics
	8	03/06/90	-	-	-	-	1	-	8	Narcotics
	13	06/27/90	-	3	-	-	-	-	4	Narcotics
	14	06/28/90	-	9	-	-	1	1	4	Narcotics
	15	08/07/90	-	4	-	-	-	-	4	Narcotics
19	11/02/90	-	3	-	-	-	-	-	-	

*MOTIONS: G=GRANTED; D=DENIED; P=PENDING

Table B-2

**SUPPLEMENTARY REPORT BY PROSECUTORS
FOR INTERCEPTS TERMINATED IN CALENDAR YEAR 1990
AS OF DECEMBER 31, 1991**

State, County	A.O. Report Number in 1990 Report	Date of Applicatio	Additional Activity During Calendar Year 1991						Persons Convicted	Offense for which Convicted
			Cost \$	Persons Arrested	Trials Com- pleted	Motions to Suppress Intercepts*				
						G	D	P		
New York (cont.)										
Queens County	1)	12/08/89	441,893	5	-	-	-	5	-	
	2)	01/12/90								
	3)	02/14/90								
	4	04/09/90	41,152	43	-	-	-	-	43	Corruption
	**6	(See Appendix Table B-1)								
Richmond County	3)	04/17/90	-	11	-	-	-	-	-	-
	4)	04/17/90								
	7)	05/10/90								
Suffolk County	2)	01/05/90	-	-	-	-	-	-	1	Gambling
	3)									
	5	04/23/90	-	-	-	-	-	-	5	Narcotics
	8	06/04/90	-	-	-	-	-	-	5	Narcotics
	7	05/29/90	-	-	-	-	-	-	6	Narcotics
	14	10/12/90	-	-	-	-	-	-	3	Gambling
	12)	10/05/90	-	-	-	-	-	-	16	Narcotics
	13)	10/05/90								
	15)	11/02/90								
	16)	11/02/90								
	19)	11/30/90								
20)	11/30/90									
17)	11/28/90	-	-	-	-	-	-	7	Gambling	
18)										
White Plains	3	03/27/90	-	9	-	-	-	-	1	Racketeering
	5	04/18/90	-	6	-	-	-	-	1	Larceny
									1	Criminal Mischief
									2	Criminal Trespass
									1	Burglary
									1	Conspiracy
	8	05/10/90	-	1	-	-	-	-	4	Gambling
	9	05/11/90	-	4	-	-	-	-	2	Gambling

*MOTIONS: G=GRANTED; D=DENIED; P=PENDING

Table B-2

**SUPPLEMENTARY REPORT BY PROSECUTORS
FOR INTERCEPTS TERMINATED IN CALENDAR YEAR 1990
AS OF DECEMBER 31, 1991**

State, County	A.O. Report Number in 1990 Report	Date of Applicatio	Additional Activity During Calendar Year 1991						Persons Convicted	Offense for which Convicted
			Cost \$	Persons Arrested	Trials Com- pleted	Motions to Suppress Intercepts*				
						G	D	P		
New York (cont.)	12	08/27/90	-	2	-	-	-	-	-	
	14	08/30/90	-	6	-	-	-	2	Disorderly	
	16	09/11/90	-	14	-	-	-	-	-	
Pennsylvania State Attorney General	2)	12/08/89	-	6	11	-	-	-	29	Racketeering
	3)	12/08/89								
	5	12/22/89	-	-	-	-	-	-	1	Narcotics
	7	01/22/90	-	-	-	-	-	-	1	Narcotics
	20	05/25/90	-	4	-	-	-	-	4	Narcotics
	23)	07/31/90	-	-	2	-	8	-	10	Narcotics
	27)	08/31/90								
	24	08/06/90	-	2	-	-	-	-	-	
	28)	09/28/90	-	16	-	-	-	-	8	Narcotics
	29)	09/28/90								
Berk County	34)	10/12/90	-	18	2	-	2	-	14	Narcotics
	35)	10/12/90								
Blair County	1)	01/10/90	50,182	13	-	-	-	-	13	Gambling
	2)	01/10/90								
Delaware County	1	10/19/90	-	5	5	-	-	-	5	Narcotics
Lehigh County	3)	09/14/90	-	10	10	-	9	-	10	Narcotics
	4)	10/12/90								
Montgomery County	2	05/21/90	-	-	-	-	-	-	8	Narcotics
	3	05/29/90	-	-	-	-	-	-	5	Gambling
Philadelphia County	2	03/16/90	-	-	5	-	1	-	8	Narcotics
	11	07/05/90	-	-	-	-	1	-	-	
Wayne County	**1	(See Appendix Table B-1)								
	**2	(See Appendix Table B-1)								
Westmoreland County	1)	07/26/90	-	-	-	-	-	-	4	Gambling
	2)									

*MOTIONS: G=GRANTED; D=DENIED; P=PENDING

Table B-2

**SUPPLEMENTARY REPORT BY PROSECUTORS
FOR INTERCEPTS TERMINATED IN CALENDAR YEAR 1990
AS OF DECEMBER 31, 1991**

State, County	A.O. Report Number in 1990 Report	Date of Applicatio	Additional Activity During Calendar Year 1991						Persons Convicted	Offense for which Convicted
			Cost \$	Persons Arrested	Trials Completed	Motions to Suppress Intercepts*				
						G	D	P		
Texas										
Dallas County	1)	04/23/90	-	17	-	-	-	-	9	Narcotics
	2)	04/23/90								
	3)	05/04/90								
	4)	05/09/90								
	5)	05/09/90								
Harris County	1)	01/23/90	-	17	3	-	-	-	19	Narcotics
	2)	02/19/90								
	3)	03/02/90								
	4)	03/02/90								
Nacogdoches County	1)	11/30/90	-	13	1	-	-	-	10	Narcotics Perjury
	2)	11/30/90							1	
	3)	11/30/90								
	4)	12/13/90								
Virginia										
State Attorney General	1	05/07/90	-	-	15	-	-	-	15	Narcotics
	**3	(See Appendix Table B-1)								
	**4	(See Appendix Table B-1)								
	**5	(See Appendix Table B-1)								

*MOTIONS: G=GRANTED; D=DENIED; P=PENDING

