

# THE JUVENILE COURT OF HURON COUNTY

144009

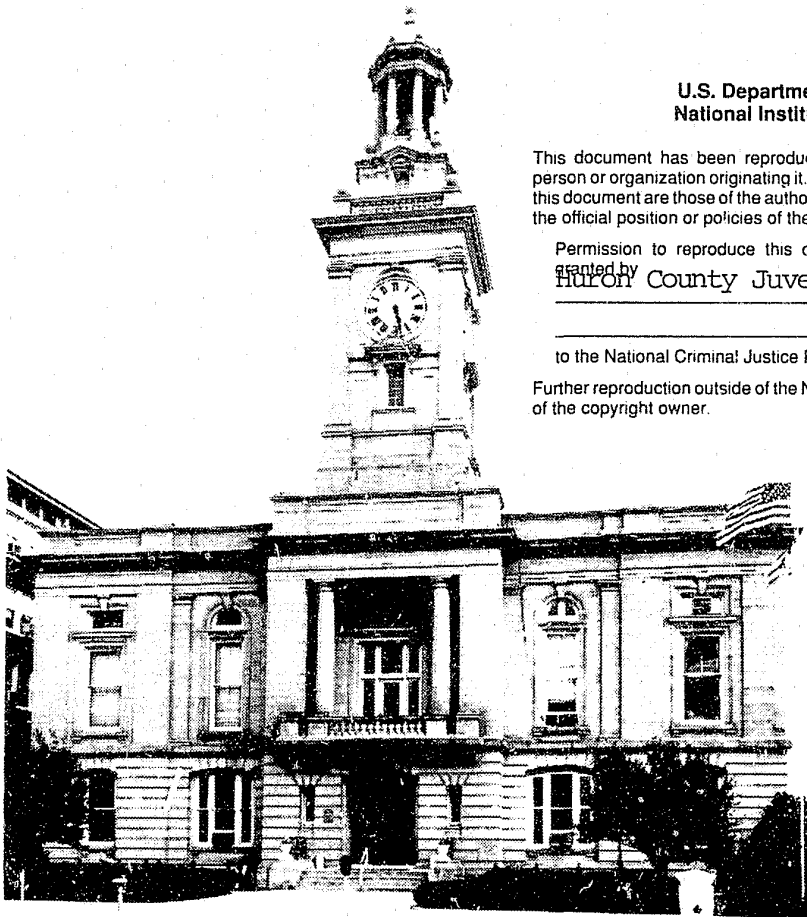
U.S. Department of Justice  
National Institute of Justice

This document has been reproduced exactly as received from the person or organization originating it. Points of view or opinions stated in this document are those of the authors and do not necessarily represent the official position or policies of the National Institute of Justice.

Permission to reproduce this copyrighted material has been granted by  
Huron County Juvenile Court

to the National Criminal Justice Reference Service (NCJRS).

Further reproduction outside of the NCJRS system requires permission of the copyright owner.



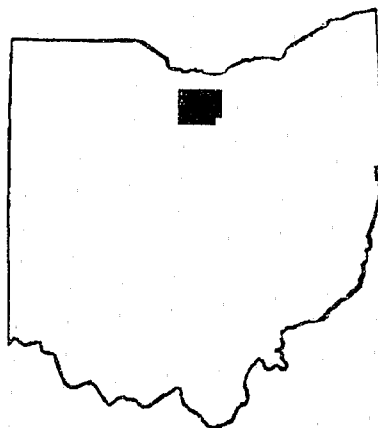
1992 REPORT

*The Honorable Thomas E. Heydinger, Judge*

Huron County is a rural community located in north central Ohio. The County has both an agricultural and an industrial base. The population of Huron County is 56,240, and comprises 20,100 households. Thirty percent of the population is under 18 years of age, and 24.4% is over 50 years of age. Farms comprise 249,000 acres of the County, and are a large part of the County's economy.

The bulk of the population of the County is concentrated in the three cities, which are Norwalk (the county seat), Bellevue to the west, and Willard in the southern part of the County. The largest employers are also concentrated in these three cities.

There are seven (7) school districts in Huron County: Bellevue City; Norwalk City; Willard City; Monroeville Local; New London Local; South Central Local; and Western Reserve Local. According to the Ohio Department of Education, their populations range from 2,691 (Norwalk City) to 671 (Monroeville Local). Percentages of minority students in the 7 districts range from 0.2% to 9.5%. Three of the districts have under 1% minority; of the other four, Bellevue has 2.6%, New London has 3.1%, Norwalk City has 5.5%, and Willard has 9.5%.



**Probate and Juvenile Division  
Thomas E. Heydinger, Judge  
Norwalk, Ohio 44857**

**Annual Juvenile Court Report for 1992**

Dear Citizens of Huron County:

"The only constant is change" is an axiom that seems to apply to the last decade in the Juvenile Court of Huron County. From 1982 to 1992, the court saw a dramatic increase in the number of cases filed and the number of hearings and trials conducted.

<b><u>Hearings and trials</u></b>
<b>1982 -- 1,240</b>
<b>1991 -- 2,727</b>
<b>1992 -- 3,201</b>

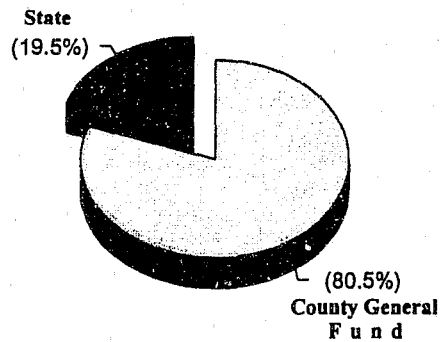
These numbers mean the court's workload in 1992 was more than two and a half times as great as it was in 1982. Last year there were 17.4% more hearings and trials than in 1991. At the same time, there was also a sharp rise in the number of cases handled informally.

<b>Juvenile cases handled informally</b>
<b>1982 -- 4</b>
<b>1991 -- 76</b>
<b>1992 -- 102</b>


As the workload and costs increased, the court staff redoubled its efforts to comply with state and federal administrative regulations, so it could qualify for additional federal and state dollars. The state portion of the court's operating budget for 1992 was 12 percent greater than in 1982. Comparing 1982 with 1992, you can see that the state is now carrying a larger piece of a larger pie.

Note: The format of this report is changed but many of the charts and statistics, as in the reports of previous years, are still included (See appendix A).

## Sources of Funding 1982



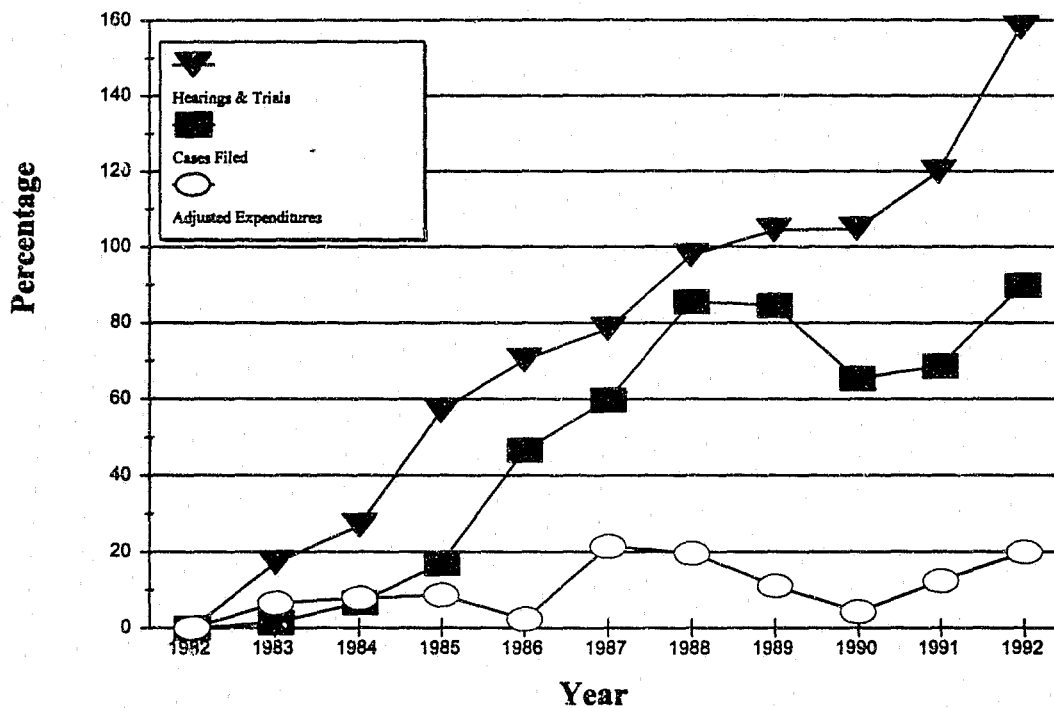
## Sources of Funding 1992



In anticipation of further cuts in funds and increased needs, court staff members were asked to "do more with less." Specifically, cuts were made in prevention and early intervention programs and in record-keeping or clerical functions. We have greatly curtailed drug testing and cut the hours the court is open to the public. The remaining staff working on childrens matters is an educated, experienced and dedicated group. (For a listing of court personnel, see appendix B).

## Court Case Load and Expenditures

### Percent of Change



## Significant trends in 1992

Increased workloads and shifting budgets are not unexpected in any government agency's annual report, but for the Huron County Juvenile Court there are some specific trends we want to call attention to:

There has been a continued high incidence of sex offenses by juveniles, and serious difficulties in treatment of these cases. There are fewer places for such offenders to go, the treatment is more expensive and offenders have had to stay longer in these programs.

We have seen a significant increase in the number of girls involved in delinquent behavior. Girls are doing more "boy-like" things, including fights, thefts and school discipline problems. Our probation officers are dealing with more unruly and runaway girls. There are fewer options for such cases, because a change in state law and policy discourages sending these "status" (non-criminal) offenders to detention facilities.

Cases in juvenile court today, particularly those involving dependency, neglect or child abuse, are more complex, requiring more court time and more lawyers. Under Ohio law, everyone involved in a juvenile court case is entitled to be represented by legal counsel, and more people are exercising that right. We use the Huron County

Public Defender's Office for many of our cases, but where there are conflicts (such as when parent and child have conflicting interests) we must appoint other local attorneys to help. In 1992, we saw a 75% increase in the amount allotted for fees for assigned counsel, though some of this amount can be attributed to an increase in rates.

### **Court activity involving girls 1991-1992**

<b>Delinquency complaints</b>	<b>+ 76.9%</b>
<b>Unruly behavior</b>	<b>+ 7.1%</b>
<b>Violation of probation</b>	<b>+163.6%</b>

Fees were raised from \$30 to \$40 an hour for time spent working on a case outside the courtroom, and from \$40 to \$50 an hour for time spent in court hearings and trials, up to a maximum amount depending on the type of case. (The same hourly rates apply for appointed counsel in the General Division of the Common Pleas Court, though with higher ceilings. These rates may be compared to \$70 and \$100 charged by the typical Huron County lawyer for private civil cases.)

The court has made increased efforts to collect past due support and court costs by calling individuals in for contempt of court hearings, resulting in a 24.5% increase in the number of such hearings (from 255 in 1991 to 315 in 1992).

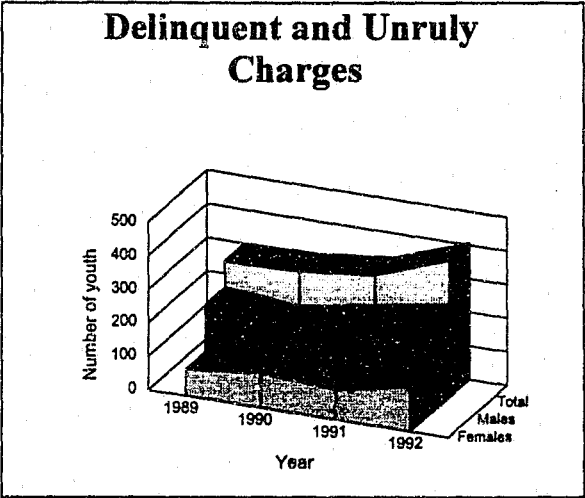
While the number of cases coming to court increased, there was an even greater increase in the total number of youths involved. When more youths are involved in court cases, it means more work for the probation staff.

<b>Number of youth in court</b>			
<b>Year</b>	<b>Boys</b>	<b>Girls</b>	<b>Total</b>
1991	237	91	328
1992	273	133	406
	+15.2%	+46.2%	+23.8%

□ The court has gotten out of the business of running its own group and foster homes and now refers all such placements to the Huron County Department of Human Services. It didn't seem to make much sense to have two different county agencies handling foster care, and placements through

Human Services are eligible for state reimbursement of 40 percent of the costs. The court continues to place Huron County youth in out-of-county institutions, including private facilities and those of the Ohio Department of Youth Services (See appendix C for a profile of children confined for a minimum of six months in institutions of the Ohio Department of Youth Services). Probation officers continue to track those placements and visit the youths.

□ Among the changes in workloads was that affecting the court's probation staff. For the second year in a row, the court's chief probation officer has been assigned to deal specifically with adult case loads, monitor all dependent, neglect and abuse cases and handle other administrative tasks. That means the court's 220 active probation cases are divided among three remaining probation officers, so each has about 70 youths to make contact with on a monthly basis. Additionally, about 80 more youths are being tracked, so the total caseload is 300, or 100 per probation officer. We are studying a plan to hire an additional probation officer and assign one of



the officers to handle youth who need intensive supervision. At any one time there are 25 to 30 of these "high-risk" youth who require almost daily contact with the court personnel.

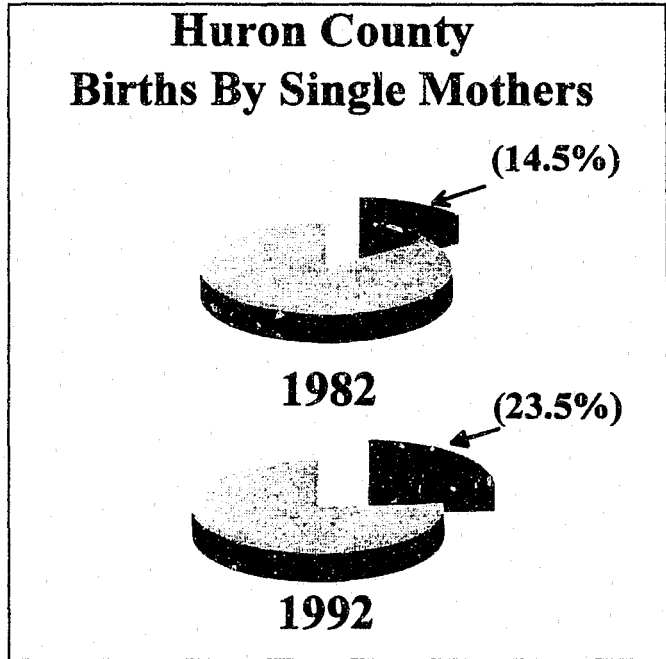
□ The court is increasing its efforts to locate relatives for placement of children whose parents for some reason cannot provide for them, or who have been removed from the care of abusive parents. It is the court's view that children do better when living with members of their extended family. While foster homes can and do provide excellent care and guidance for them, the goal of most placements is to reunify children with their parents and siblings as early as possible, and placement with relatives can make this transition easier.

□ When the court had to seek temporary placement for youths involved in delinquency or unruliness cases, it turned to the Seneca County Attention Center 45% of the time last year. The Center has proved to be one of our least costly placements, never rejected a placement and even modified its program to meet our needs. Our department's relationship with this agency is very

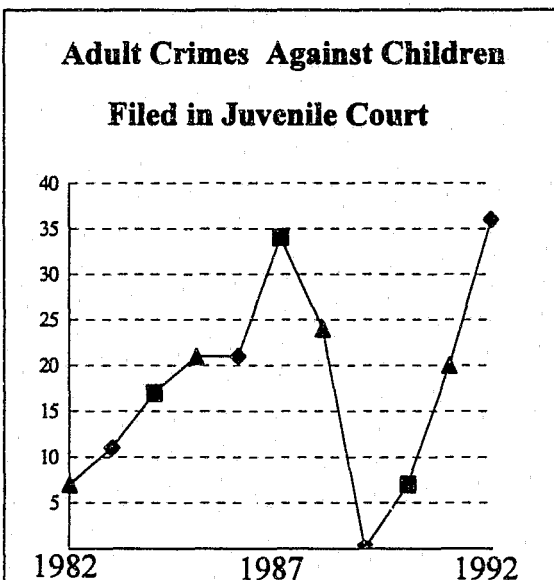
strong and should remain that way. Seneca County's daily rate remains in 1993 the same as it was in 1992, while most of our other placement choices increased their per diem rates.

□ The increased workload of the court prompted the appointment in 1991 of a referee to preside over some of the proceedings and carry out other tasks appropriate for an attorney. State and federal funds are helping to meet the referee's salary, covering, for example, time spent dealing with child support enforcement actions. This is just one area in which the court is actively seeking state and federal funds to supplement its budget.

□ With the rise in the number of births outside marriage, there are more parentage cases, with accompanying problems of child support, custody and so forth. More and more people are exercising their biological potential to be parents while ignoring their full responsibility for rearing their children. A parentage case can begin with a jury trial on the issue of parentage and continue with a series of hearings on custody, support and visitation, until the child graduates from high school. The Huron County Health Department reports that in 1982 there were 626 births in the county of which 91 were born to single mothers and that in 1992 there was a total of 759 births with 178 born to single mothers.



□ There was a sharp rise last year in the number of adults charged under state law with crimes against children. Sexual conduct with children and providing alcohol to minors are the most common charges. Except for a few years in the late 1980s when they were going to Municipal Court, these cases have been handled by the Juvenile Court. There was a new record set in 1992 with 36 such cases.



□ Abuse of alcohol and other drugs continues to be a factor in many types of cases before the court, including those involving dependency, child neglect and child abuse, and delinquent and unruly behavior.


□ There were more alcohol and other drug related thefts last year. Children turning to theft of these substances suggests either that vendors are less

willing to sell these products to kids or the kids simply do not have the cash in hand in the amounts they have had in the past.

- We saw an increase in cases where children were using a hodgepodge of drugs, including inhalants, to achieve the effects their drug of choice provided in the past. Clearly, the supply of drugs is still there. Again, a lack of cash may be behind this disturbing trend.
- The probation officers monitor all contacts by police with youths in Huron County through "Form 99" reports, which are filed by the officers whether or not court action is expected to result. In 1992, these reports showed abuse of alcohol and other drugs was involved in up to 25 percent of such contacts. The court staff has contributed its time as federal grant administrator for the Huron County Collaborative for the 90s, an on-going community effort to prevent such abuse. Among the activities this year was a two-day workshop for community leaders.
- Volunteer programs continued to make a significant contribution to the work of the court in 1992. The Reach Our Youth (ROY) program with a total of 50 volunteers increased the number of "junior volunteers" recruited from among high school youth to serve as friends and mentors for at-risk boys and girls. However, there are still 94 children waiting to be matched with an appropriate volunteer. We have 14 active volunteers in our Court Appointed Special Advocates (CASA) program, and nine more are in training. Each CASA volunteer provides the court with a carefully researched background of the abused, neglected or dependent child for whom the volunteer is appointed. This helps the court make sound decisions about the child's future. The volunteer also monitors the case until it is permanently resolved.

Collectively the Huron County community as a whole and individually must truly accept that our children are our most valuable resource. Then each of us must act within our own family, neighborhood and community to salvage and rear all our community's children. We should apply an old proverb that states that "it takes an entire village to raise a child".

Sincerely,

  
Thomas E. Heydinger, Judge



**SOURCES OF DELINQUENT AND UNRULY COMPLAINTS DOCKETED - 1992**

COMPLAINANT	DELINQUENT			UNRULY			GRAND TOTAL
	MALE	FEMALE	TOTAL	MALE	FEMALE	TOTAL	
Norwalk Police Dept	109	28	137	31	22	53	190
Huron County Sheriff's Dept	70	11	81	14	14	28	109
Willard Police Dept	46	4	50	7	4	11	61
New London Police Dept	16	6	22	3	6	9	31
Bellevue Police Dept	9	4	13	0	1	1	14
Norwalk City Schools	0	0	0	20	13	33	33
Wakeman Police Dept	0	0	0	0	1	1	1
Willard City Schools	0	0	0	1	2	3	3
Plymouth Police Dept	1	2	3	1	0	1	4
Monroeville Police Dept	6	1	7	0	1	1	8
Huron County Schools	0	0	0	6	4	10	10
Huron County Human Services	0	0	0	0	0	0	0
Greenwich Police Dept	12	5	17	5	2	7	24
Huron County Prosecutor	1	0	1	0	0	0	1
State Patrol	5	1	6	0	0	0	6
Others	7	0	7	0	1	1	8
(a) Probation Officers	48	29	77	0	0	0	77
(b) Certified in	37	7	44	5	4	9	53
<b>TOTALS</b>	<b>367</b>	<b>98</b>	<b>465</b>	<b>93</b>	<b>75</b>	<b>168</b>	<b>633</b>

The above totals reflect the number of total cases filed in 1992. The total number of youth charged in these delinquency and unruliness cases was 406. (273 males, 133 females)

**TABLE 1**

**RESIDENCES OF CHILDREN NAMED ON DELINQUENT AND UNRULY COMPLAINTS - 1992**

MAILING ADDRESS	MALE	FEMALE	TOTAL
Norwalk City	200	80	280
Willard City	96	24	120
*Bellevue City	35	11	46
Milan	7	1	8
Collins	11	2	13
New London	32	17	49
Wakeman	18	8	26
Monroeville	6	4	10
Greenwich	14	1	15
*Plymouth	10	11	21
North Fairfield	7	0	7
Other than Huron County	24	14	38
<b>TOTALS</b>	<b>460</b>	<b>173</b>	<b>633</b>

\*Huron County Segment only

**TABLE 2**

**AGES OF CHILDREN NAMED ON DELINQUENT AND UNRULY COMPLAINTS - 1992**

	DELINQUENT			UNRULY			GRAND TOTAL
	MALE	FEMALE	TOTAL	MALE	FEMALE	TOTAL	
10 and under	2	0	2	0	0	0	2
11	4	1	5	1	1	2	7
12	13	4	17	3	4	7	24
13	56	13	69	20	9	29	98
14	39	9	48	15	13	28	76
15	84	20	104	17	12	29	133
16	72	24	96	15	19	34	130
17	97	27	124	22	17	39	163
<b>TOTALS</b>	<b>367</b>	<b>98</b>	<b>465</b>	<b>93</b>	<b>75</b>	<b>168</b>	<b>633</b>
Average age	15.14	15.28	15.17	14.9	15.08	14.98	15.12

**TABLE 3**

**CHILDREN PLACED IN LEGAL CUSTODY OF DEPARTMENT OF YOUTH SERVICES 1988 THROUGH 1992**

	1992	1991	1990	1989	1988
<b>Male</b>	7	4	6	2	6
<b>Female</b>	1	1	2	1	1
<b>TOTAL</b>	8	5	8	3	7

**TABLE 4**

**VIOLATIONS NAMED ON  
DELINQUENT AND UNRULY  
COMPLAINTS - 1992**

VIOLATIONS	MALE	FEMALE	TOTAL
Theft/shoplifting/receiving stolen property	79	11	90
B&E/criminal trespass burglary/robbery	33	1	34
Ungovernable/incorrigible	22	29	51
Vandalism/criminal damaging/mischief	50	2	52
School truancy	14	20	34
Motor vehicle theft/unauthorized use	6	1	7
Narcotic drug laws/drug abuse	9	2	11
Liquor Laws	39	22	61
Curfew	28	6	34
Assault/Menacing	31	10	41
Runaway	11	18	29
Resist arrest/escape	8	0	8
Sex offense	14	0	14
Fraud/forgery	0	0	0
Arson	0	0	0
Disorderly conduct	22	11	33
All other	46	11	57
Violation of probation	48	29	77
<b>TOTALS</b>	<b>460</b>	<b>173</b>	<b>633</b>

NOTE: If more than one delinquent act and/or unruly act was mentioned in the same complaint, the more serious act was used for statistical purposes.

**Table 5**

**DISPOSITION DELINQUENT UNRULY**

	DELINQUENT			UNRULY			TOTAL
	MALE	FEMALE	TOTAL	MALE	FEMALE	TOTAL	
Probation and Court costs	95	36	131	25	35	60	191
Probation only	1	0	1	1	0	1	2
Court costs only	53	8	61	24	8	32	93
(a) Temporary custody of foster/group home	1	1	2	0	1	1	3
(a) Temporary custody HCDHS	1	2	3	0	2	2	5
(b) Make restitution	32	2	34	2	1	3	37
Terminated, jurisdiction in another case	0	0	0	1	1	2	2
Probation, Fine and court costs	12	1	13	0	0	0	13
Ohio Dept of Youth Services	7	1	8	0	0	0	8
(a) Relative, (non - parent) Foster Care	4	2	6	1	3	4	10
Fine and Court costs	15	1	16	0	1	1	17
Case dismissed	85	11	96	20	8	28	124
Certified to County of child's residence	33	17	50	10	11	21	71
Case continued for disposition	3	1	4	2	1	3	7
Pending	60	22	82	10	9	19	101
Other	3	0	3	0	1	1	4
<b>TOTALS</b>	<b>367</b>	<b>98</b>	<b>465</b>	<b>93</b>	<b>75</b>	<b>168</b>	<b>633</b>

(a) Not figures in total; carried as probation statistic.

(b) Not figures in totals; included in other disposition.

NOTE: Period of probation and length of stay in foster/group home varies. In addition to the above, Court staff handled 109 cases informally.

**Table 6**

**SOURCES OF ABUSED, DEPENDENT AND NEGLECTED COMPLAINTS - 1992**

COMPLAINANT	ABUSED		DEPENDENT		NEGLECTED		DEP/NEG		TOTAL
	MALE	FEMALE	MALE	FEMALE	MALE	FEMALE	MALE	FEMALE	
Huron Co. Human Services	6	5	12	12	11	7	0	0	53
Huron Co. Sheriff's Dept	0	0	4	1	1	0	0	0	6
Huron County Prosecutor	0	0	0	0	0	0	0	0	0
Norwalk Police Dept	0	0	0	0	0	0	0	0	0
All other	0	0	3	2	0	1	2	1	9
<b>TOTALS</b>	<b>6</b>	<b>5</b>	<b>19</b>	<b>15</b>	<b>12</b>	<b>8</b>	<b>2</b>	<b>1</b>	<b>68</b>

In addition, 0 complaints for permanent sure were filed and 0 children were place the permanent custody of HCHS.

**Table 7**

**DISPOSITION OF ABUSED, DEPENDENT AND NEGLECTED CHILDREN - 1992**

COMPLAINANT	ABUSED		DEPENDENT		NEGLECTED		DEP/NEG		TOTAL
	MALE	FEMALE	MALE	FEMALE	MALE	FEMALE	MALE	FEMALE	
Temporary custody of relative (non -rpaent) HCDHS supervision	1	1	3	1	3	3	0	0	12
Permanent custody HCDHS	0	0	0	0	0	0	0	0	0
Temporary custody HCDHS	0	0	5	0	3	0	0	0	8
Temporary custody of parent(s) HCDHS supervision	4	2	4	5	3	3	0	0	21
Case certified out	0	0	0	0	0	0	0	0	0
Case dismissed	1	1	0	4	1	0	2	0	9
Case pending	0	1	3	1	2	2	0	0	9
Continued for disposition	0	0	2	3	0	0	0	0	5
Other	0	0	2	1	0	0	0	1	4
<b>TOTALS</b>	<b>6</b>	<b>5</b>	<b>19</b>	<b>15</b>	<b>12</b>	<b>8</b>	<b>2</b>	<b>1</b>	<b>68</b>

**Table 8**

**VIOLATIONS NAMED ON TRAFFIC COMPLAINTS - 1992**

VIOLATIONS	MALE	FEMALE	TOTAL
Speed	138	79	217
No OL/Suspended	33	14	47
Fail to obey traffic signal/device	40	26	66
DUI	8	3	11
Reckless Operation	11	0	11
Fail to yield	11	21	32
Unassured clear distance	23	15	38
Unsafe or defective equipment	1	0	1
Improper operation	5	3	8
Improper registration	6	1	7
Seat Belt	106	54	160
Flee Police officer	0	0	0
Squealing tires	4	0	4
Fail to control vehicle	36	22	58
Driving left of center	6	4	10
Excessive noise	4	0	4
Improper lane change	2	2	4
Improper passing stopped school bus	1	2	3
Motorcycle violations	8	0	8
Hit skip/leave scene	3	2	5
Moped violation	0	0	0
Other	42	17	59
<b>TOTALS</b>	<b>488</b>	<b>265</b>	<b>753</b>

**Table 9**

**DISPOSITION OF TRAFFIC COMPLAINTS - 1992**

DISPOSITION	MALE	FEMALE	TOTAL
Fine and court costs	175	118	293
Court costs only	23	10	33
Fine, Court costs and driving privileges restricted	42	18	60
Fine and/or Court costs; suspended on conditions	0	0	0
Court costs and driving privileges suspended	1	1	2
Fine, Court costs and driving privileges suspended	22	8	30
Court costs and driving privileges restricted	1	2	3
Driving privileges suspended only	0	0	0
Court costs, driving privileges suspended /restricted; DUI school	0	0	0
Driving privileges restricted only	0	0	0
Case certified to County of child's residence disposition	78	39	117
Case dismissed	16	3	19
Case continued for further disposition	0	0	0
Case not heard yet	49	21	70
Seat belt violation - dismissed on condition	69	38	107
Probation	1	1	2
Other	11	6	17
<b>TOTALS</b>	<b>488</b>	<b>265</b>	<b>753</b>

NOTE: Length of suspensions, restrictions and probation varies.

**Table 10**

**RESIDENCES OF CHILDREN NAMED ON TRAFFIC COMPLAINTS - 1992**

MAILING ADDRESS	MALE	FEMALE	TOTAL
Norwalk City	135	92	227
Willard City	69	30	99
Belleuve City	32	22	54
Monroeville	35	14	49
Greenwich	19	2	21
New London	39	22	61
Collins	14	9	23
Wakeman	41	17	58
Plymouth	11	7	18
North Fairfield	8	3	11
Milan	9	3	12
Other than Huron County	76	44	120
<b>TOTALS</b>	<b>488</b>	<b>265</b>	<b>753</b>

**Table 11**

**SOURCES OF TRAFFIC COMPLAINTS - 1992**

DEPARTMENT	MALE	FEMALE	TOTAL
Ohio State Patrol (Norwalk Post No. 39)	215	101	316
Norwalk Police Department	84	64	148
Willard Police Department	49	19	68
Greenwich Police Department	6	2	8
Belleuve Police Department	9	8	17
Monroeville Police Department	9	3	12
Huron County Sheriff's Department	17	7	24
New London Police Department	6	3	9
Plymouth Police Department	9	2	11
Wakeman Police Department	2	2	4
Milan Police Department	3	4	7
*Erie County Juvenile Court	41	35	76
*Sandusky County Juvenile Court	5	1	6
*Ashland County Juvenile Court	4	2	6
*Richland County Juvenile Court	9	5	14
*Seneca County Juvenile Court	2	2	4
*Other Counties	18	5	23
<b>TOTALS</b>	<b>488</b>	<b>265</b>	<b>753</b>

\*Certified in. Alleged violation in County certifying; alleged offender a resident of Huron County.

**Table 12**

**PER DIEM PAID BY HURON  
COUNTY JUVENILE COURT FOR  
COURT PLACEMENTS - 1992**

Christian Children's Home of Ohio (Wooster, OH)	2	539	29,604.00
Alternative Resources For Kids (Norwalk, Ohio)	1	98	11,305.13
Choice Place (Ashland, OH)	2	268	11,951.06
Char-Lynn Residential Center (Carrollton, OH)	3	791	35,350.90
New Beginnings Recovery House (Mansfield, OH)	1	172	9,331.85
<b>TOTALS</b>	<b>9</b>	<b>1,868</b>	<b>97,542.94</b>

NOTE: Number of youth may differ from page 11 figures due to the same youth being in more than one placement during 1992.

**Table 13**

**Detention**

	MALES/DAYS		FEMALES/DAYS		TOTAL YOUTH	TOTAL DAYS	TOTAL COST
1992	64	731	30	234	94	965	53366.10
1991	52	500	20	159.33	72	659.33	36,563.48
1990	50	763	36	340	86	1,103	61,054.88
1989	41	500.33	25	157	66	657.33	36,388.93
1988	60	739	17	280.66	77	1,019.66	53,155.15

**Foster Care**

1992	8	1,669	1	199	9	1,868	97,542.94
1991	7	1,030	8	786	15	1,816	90757.30
1990	13	1,919	3	496	16	2,415	102,761.99
1989	18	1,950	1	31	19	1,981	85,072.47
1988	16	1,932	5	452	21	2,384	104,469.77

**Table 14**

**HEARINGS AND TRIALS - 1992**

IN 1992, A TOTAL OF 2,743 HEARINGS AND 458 TRIALS WERE CONDUCTED ON THE FOLLOWING MATTERS:

- 899 Alleged Delinquent and unruly children
- 347 Alleged dependent/neglected/abused children
- 88 Alleged violations of probation
- 576 Alleged juvenile traffic offenders
- 294 Detention
- 97 Shelter care
- 0 Parental notification for abortion
- 0 Juvenile marriage consent
- 118 State of Ohio (Adult), contributing to delinquency or unruliness of a child
- 1 Bindover to adult court
- 0 Search Warrants issued
- 331 Civil cases/paternity
- 315 Contempt of Court
- 26 Review of cases of children placed in temporary custody of Huron County Department of Human Services
- 0 Motion for permanent surrender
- 1 Other
- 109 Informal hearings

**Table 15**

**Complaints Docketed**

Percentage change - 1991 to 1992

	Male			Female			Totals		
	1991	1992	1992% change	1991	1992	1992% change	1991	1992	1992% change
Delinquency	280	319	+13.9%	39	69	+76.9%	388	319	+21.6%
Unruliness	99	93	-6.1%	70	75	+7.1%	168	169	-0.6%
Violation of probation	44	48	+9.1%	11	29	+163.6%	77	55	+40.0%
Traffic	493	488	-1.0%	197	265	+34.5%	753	690	+9.1%
Dep/Neg/Abused	37	39	+5.4%	46	29	-37.0%	68	83	+18.1%
Civil							118	113	+4.4%
State of Ohio	14	27	+92.9%	6	9	+50.0%	36	20	+80.0%
Informal cases	54	55	+1.9%	22	54	+145.5%	109	76	+43.4%
<b>Totals</b>	<b>1,021</b>	<b>1,069</b>	<b>+4.7%</b>	<b>391</b>	<b>530</b>	<b>+35.5%</b>	<b>1,717</b>	<b>1,525</b>	<b>+12.6%</b>

**Table 16**

### Court Growth in Workload and Funding

Year	Annual Court General Fund Appropriation (includes Probate Court)	Actual General Fund and DYS Grant Expenditures (Juvenile Ct. only)	Number of Cases Filed	Number of Hearings and Trials	Consumer Price Index (C.P.I.) % of change **
1982	355,115	396,671.80	904	1,240	
		(DYS - 82 - \$ 77,235.00)			
1983	392,883	435,164.28	891	1,454	3.2
% of change from 1982	+10%	(DYS - 83 - \$ 92,509.00)	-1%	+14%	
1984	392,883	457,920.76	965	1,574	4.3
% of change from 1983	n/c	(DYS - 84 - \$ 92,585.00)	+8%	+7%	
1985	392,883	474,213.08	1,058	1,945	3.6
% of change from 1984	n/c	(DYS - 85 - \$ 94,770.00)	+9%	+23%	
1986	423,487	457,514.31	1,326	2,110	1.9
% of change from 1985	+7%	(DYS - 86 - \$ 96,823.00)	+25%	+8%	
1987	486,015	547,344.67	1,445	2,212	3.6
% of change from 1986	+14%	(DYS - 87 - \$100,388.00)	+8%	+4%	
1988	505,763	556,677.60	1678*	2453*	4.1
% of change from 1987	+4%	(DYS - 88 - \$ 96,792.00)	+16%	+11%	
1989	523,643	541,731.91	1669*	2533*	4.8
% of change from 1988	+3.5%	(DYS - 89 - \$100,155.00)	-.5%	+3.3%	
1990	563,730	538,506.23	1495*	2538*	6.1
% of change from 1989	+7.7%	(DYS - 90 - \$100,155.00)	-10.4%	+2%	
1991	642,947	582,313.71	1525*	2727*	3.1
% of change from 1990	+14.1%	(DYS - 91 - \$133,822.14)	+2%	+7.4%	
1992	685,723	626,716.51	1,717	3201*	3.0
% of change from 1991	+6.7%	(DYS - 92 - \$199,355.64)	+12.6%	+17.4%	
% of change from 1982 to 1992	+93.1%	+58%	89.9	+158.1%	

\*Includes informal hearings

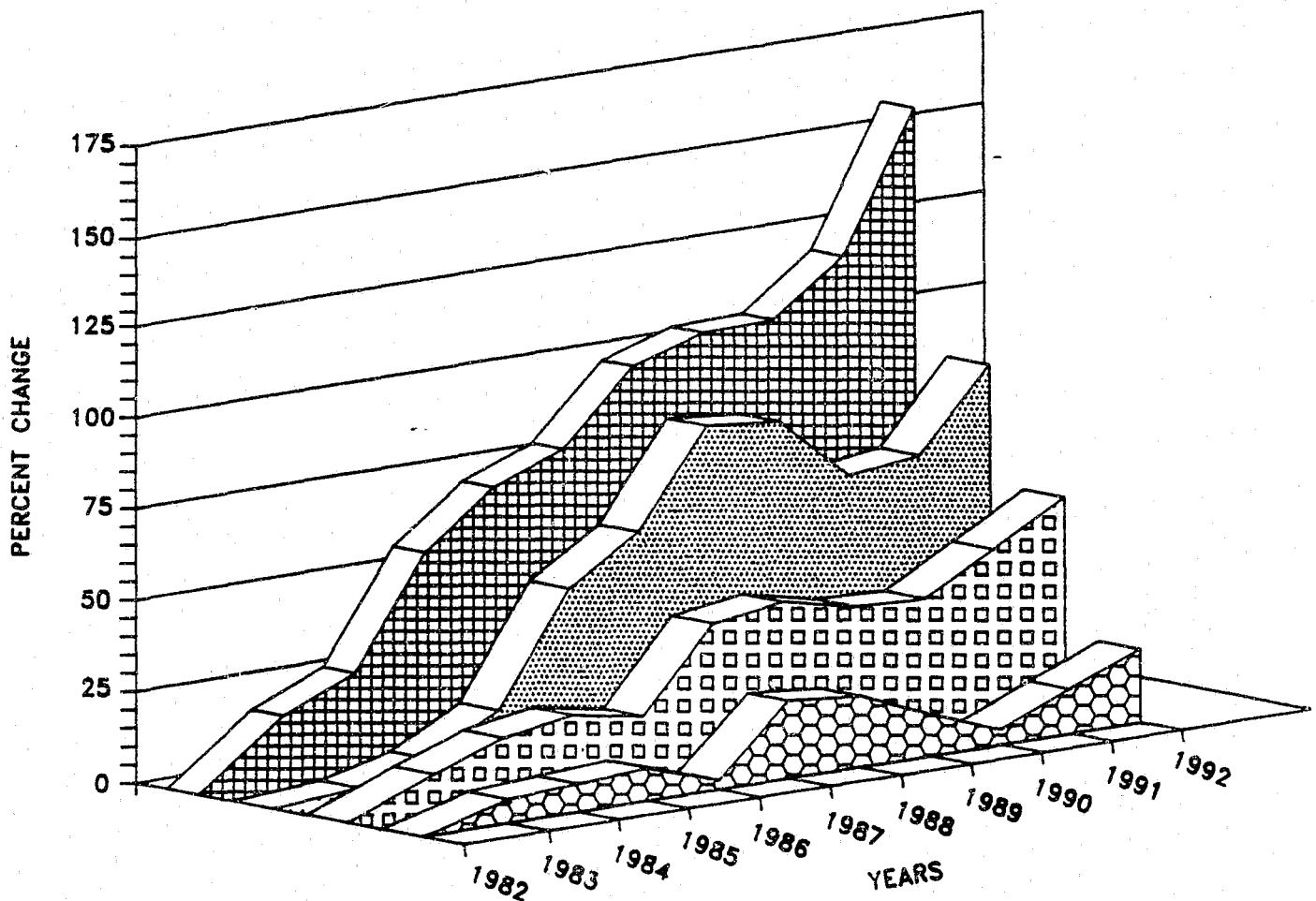
\*\*The Consumer Price Index is the most widely followed measure of inflation. For the period of 1982 through 1992, Court expenditures have exceeded the compounded C.P.I. inflation rate by 9.2%.


**Table 17**

# HURON COUNTY JUVENILE COURT

## Percent of Change in Court Statistics

Year	Hearings & Trials	Cases Filed	Expenditures	Expenditures Adjusted for Inflation
1982	0.0	0.0	0.0	0.0
1983	17.3	1.4	9.8	6.6
1984	26.9	6.7	15.4	7.9
1985	56.9	17.0	19.7	8.6
1986	70.2	46.7	15.4	2.4
1987	78.4	59.8	38.1	21.5
1988	97.8	85.6	40.4	19.7
1989	104.3	84.6	36.6	11.1
1990	104.7	65.4	35.9	4.3
1991	119.9	68.7	47.0	12.4
1992	158.1	89.9	58.0	20.0



 HEARINGS & TRIALS

 CASES FILED

 EXPENDITURES

 EXPENDITURES ADJUSTED FOR INFLATION

TABLE 18

**ROSTER OF EMPLOYEES, HURON COUNTY JUVENILE & PROBATE COURTS**

**JUVENILE COURT**

The Honorable Thomas E. Heydinger, Judge

James A. Schoren, Referee; J.D., Cleveland Marshall College of Law; hired by Court on April 8, 1991.

Administrative Staff

Christopher C. Mushett, Court Administrator; B.S. in Education, Michigan State University; hired by Court on September 17, 1975.

Robert W. Lewis, Fiscal/Grants Administrator; B.S. in Psychology, Ohio State University; hired by the Court on October 4, 1984.

Probation Services

Taylor K. Ball, Chief Probation Officer; B.A. in Criminal Justice, Michigan State University; hired by the Court on October 17, 1978.

Kathleen M. Gadberry, Probation Officer; B.S. in Criminal Justice, Bowling Green State University; hired by the Court on September 6, 1987.

Kenneth L. Kuckuck, Probation Officer; B.A. in Criminal Justice Studies, Kent State University; hired by the Court on March 6, 1989.

Shelley J. Fannin, Probation Officer; B.S. in Social Work, Bowling Green State University; hired by the Court on January 2, 1990.

Ancillary Services

Kathleen H. Noftz, Coordinator, Reach Our Youth (ROY) Program; Assoc. Degree in Social Work, Bowling Green State University; originally hired by the Court on June 17, 1982.

Mary Ann Lamb, Coordinator, Court Appointed Special Advocates (CASA) Program; B.A. in Human Relations, Judson College; B.A. in Education, North Park College; hired by Court on January 3, 1989.



### Clerical Services

Linda K. Zimmerman, Chief Deputy Clerk; Assoc. Degree in Liberal Arts (Social Work) Bowling Green State University; one year certificate, Executive Secretarial Technology, Bowling Green State University; originally hired by the Court on August 29, 1983.

Patricia S. Schaffer, Deputy Clerk; graduate, Norwalk St. Paul High School; hired by the Court on April 28, 1986.

Melissa Baisden, Deputy Clerk; graduate Norwalk High School and EHOVE JVS; hired by the Court on August 27, 1989.

Melanie A. Bores, Deputy Clerk; graduate of Norwalk High School; hired by the Court on August 27, 1990.

### **PROBATE COURT**

The Honorable Thomas E. Heydinger, Judge

James A. Schoren, Referee; J.D. Cleveland Marshall College of Law; hired by the Court on April 8, 1991.

### Administrative Staff

Christopher C. Mushett, Court Administrator; B.S. in Education, Michigan State University; hired by the Court on September 17, 1975.

### Ancillary Staff

William J. Conway, Guardianship Investigator; M.A. in School Administration, Bowling Green State University; hired by the Court on February 6, 1990.

### Clerical Services

Henry R. Timman, Chief Deputy Clerk; graduate, Norwalk High School; hired by the Court on April 1, 1976.

Patricia J. Burr, Deputy Clerk; graduate, Norwalk High School; hired by the Court on September 25, 1984.

**SUMMARIES OF YOUTH COMMITTED TO THE OHIO DEPARTMENT OF YOUTH SERVICES BY THE HURON COUNTY JUVENILE COURT, 1992**

1. Seventeen year old female committed for felony theft (2nd theft offense, involved theft of automobile); two prior DYS commitments; prior history of failure to submit to parental discipline, runaway, theft, assault, and several violations of probation; had been in several court and Dept. of Human Service placements; personal and parental histories of substance abuse.
2. Fifteen year old male committed for charge of gross sexual imposition of a seven year old female; was originally placed in a private sex offender treatment program by the Court, but re-offended while in placement.
3. Sixteen year old male committed for a burglary of a private residence; had one prior commitments to DYS; prior offenses included felony escape, resisting arrest, disorderly conduct, assault, theft, and several probation violations; severe substance abuse problem.
4. Sixteen year old male committed for breaking and entering; prior offenses include vandalism, criminal mischief, assault, discharging firearms in city limits (in which he shot a child in chest with pneumatic rifle); long history of police and court contacts; substance abuse problem.
5. Seventeen year old male committed on a charge of rape; victim was another male child who shared same foster home; prior charge of sexual imposition.
6. Seventeen year old male committed on a charge of burglary; prior offenses include carrying a concealed weapon, criminal damaging, disorderly conduct, and several underage consumption of alcohol charges; serious substance abuse problem.
7. Seventeen year old male committed on a charge of arson (set fire to, and destroyed a \$30,000 vacant house); other offenses include carrying a concealed weapon, disorderly conduct, school truancy, and failure to submit to parental discipline; product of a highly dysfunctional family; serious substance abuse problem.
8. Seventeen year old male committed on charge of grand theft; prior offenses include several theft offenses, several underage consumption of alcohol offenses, and several violations of probation; highly intelligent child; serious personal and family substance abuse problems.