

**TIME SERVED ON PRISON SENTENCE**

**FELONS FIRST RELEASED TO PAROLE  
BY OFFENSE  
CALENDAR YEAR 1992**

**California Department of Corrections  
Administrative Services Division  
Offender Information Services Branch  
Estimates and Statistical Analysis Section  
Data Analysis Unit**

*Sacramento, California  
1993*

**TIME-6**

143858

**U.S. Department of Justice  
National Institute of Justice**

This document has been reproduced exactly as received from the person or organization originating it. Points of view or opinions stated in this document are those of the authors and do not necessarily represent the official position or policies of the National Institute of Justice.

Permission to reproduce this copyrighted material has been granted by

California Department of  
Corrections

to the National Criminal Justice Reference Service (NCJRS).

Further reproduction outside of the NCJRS system requires permission of the copyright owner.

# STATE OF CALIFORNIA

## YOUTH AND ADULT CORRECTIONAL AGENCY

**JOE SANDOVAL**  
*Agency Secretary*

**CRAIG L. BROWN**  
*Undersecretary*

## DEPARTMENT OF CORRECTIONS

**JAMES H. GOMEZ**  
*Director*

**ROBERT H. DENNINGER**  
*Chief Deputy Director*

**JAMES E. TILTON**  
*Deputy Director*

**RICHARD S. WELCH**  
*Chief, Offender Information Services Branch*

**GERALD E. BECKETT**  
*Chief, Estimates And Statistical Analysis Section*

**PENNY O'DANIEL**  
*Manager, Data Analysis Unit*

**RICHARD A. BASS**  
*Research Analyst II*

**LAVERNE LOW-NAKASHIMA**  
*Research Analyst II*

**DOREEN K. BARTON**  
*Associate Governmental Program Analyst*

**PAULA BURBACH**  
*Staff Services Analyst*

**JANICE HERONEMA**  
*Staff Services Analyst*

---

**TIME SERVED ON PRISON SENTENCE**

---

**TABLE OF CONTENTS**

	Page
Highlights of Calendar Year 1992 Time Served Report .....	3
Table 1A Felons First Released to Parole by Offense .....	5
Table 1B Male Felons First Released to Parole by Offense .....	7
Table 1C Female Felons First Released to Parole by Offense .....	9
Table 2A Felon New Admissions First Released to Parole by Offense .....	11
Table 2B Male Felon New Admissions First Released to Parole by Offense .....	13
Table 2C Female Felon New Admissions First Released to Parole by Offense .....	15
Table 3A Parole Violators Returned With a New Term (PV-WNT) First Released to Parole by Offense .....	17
Table 3B Male Parole Violators Returned With a New Term (PV-WNT) First Released to Parole by Offense .....	19
Table 3C Female Parole Violators Returned With A New Term (PV-WNT) First Released to Parole by Offense .....	21

**Contact Persons:**

**Penny O'Daniel**

*Manager, Data Analysis Unit*

**(916) 323-3639**

**ATSS 473-3639**

**Paula Burbach**

*Staff Services Analyst*

**(916) 322-6307**

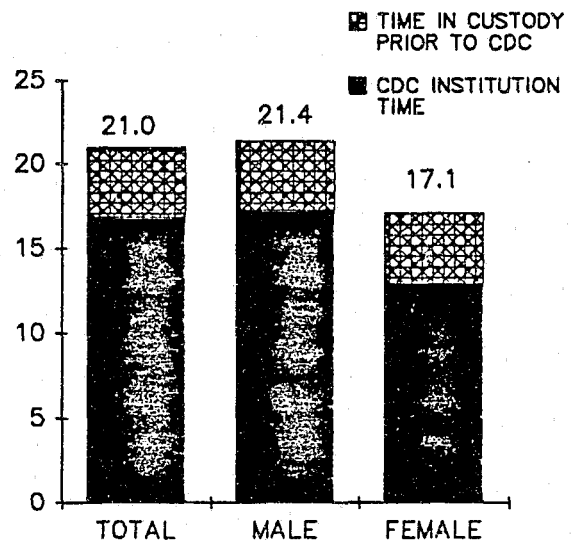
**ATSS 492-6307**

**TIME SERVED ON PRISON SENTENCE**

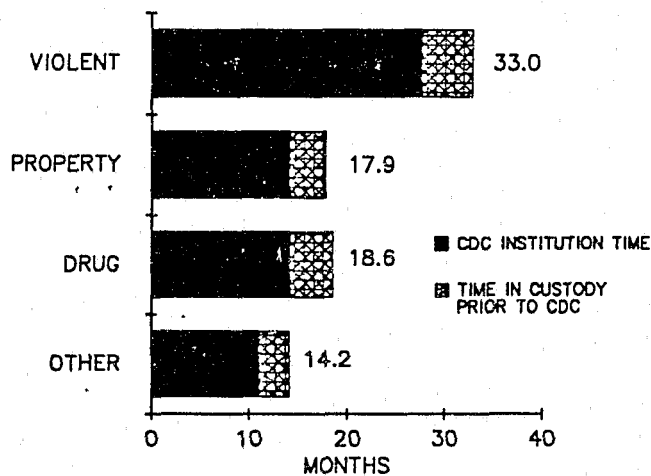
During 1992, 50,911 felon inmates were paroled for the first time from a California Department of Corrections (CDC) institution. The total mean time served in CDC institutions and in custody prior to CDC was 21.0 months. The median time served was 15.6 months.

- The total mean time served, including time in custody prior to CDC, was 21.4 months for males and 17.1 months for females.
- The mean and median time served in CDC institutions was 16.8 and 12.1 months, respectively.
- The mean time served in CDC institutions was 17.2 months for males and 12.9 months for females.
- The mean time in custody prior to CDC was 4.2 months for both males and females.

FELONS FIRST RELEASED TO PAROLE  
 TOTAL MEAN TIME SERVED  
 CALENDAR YEAR 1992



FELONS FIRST RELEASED TO PAROLE  
 TOTAL MEAN TIME SERVED BY OFFENSE  
 CALENDAR YEAR 1992



- The total mean time served for violent offenses was 33.0 months, with males serving 5.5 months longer than females (33.3 months for males and 27.8 months for females).
- The total mean time served for property offenses was 17.9 months.
- The total mean time served for drug offenses was 18.6 months.
- The total mean time served for all other offenses was 14.2 months.

*Note: Time served is the time spent in CDC institutions plus the time in custody prior to reception at CDC. The prior custody time for 1989 and earlier included both the actual time spent in jail plus additional credits granted by a judge. The prior custody time for the 1992 releases does not include the credits granted by a judge.*

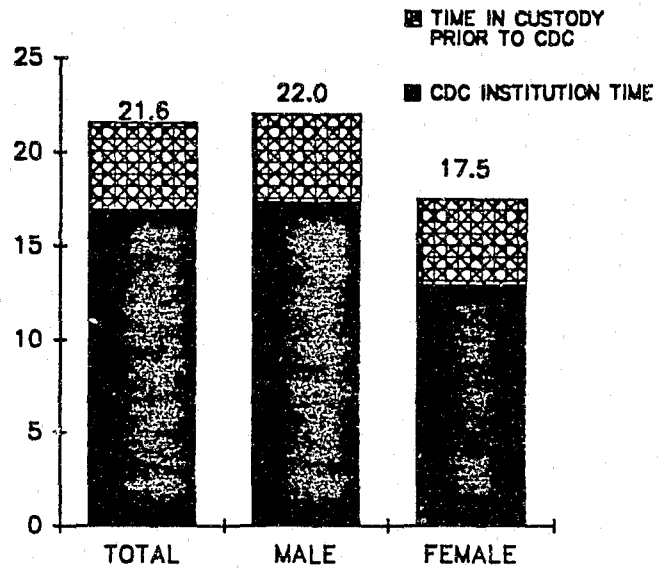
**TIME SERVED ON PRISON SENTENCE**

**FELON NEW ADMISSIONS**

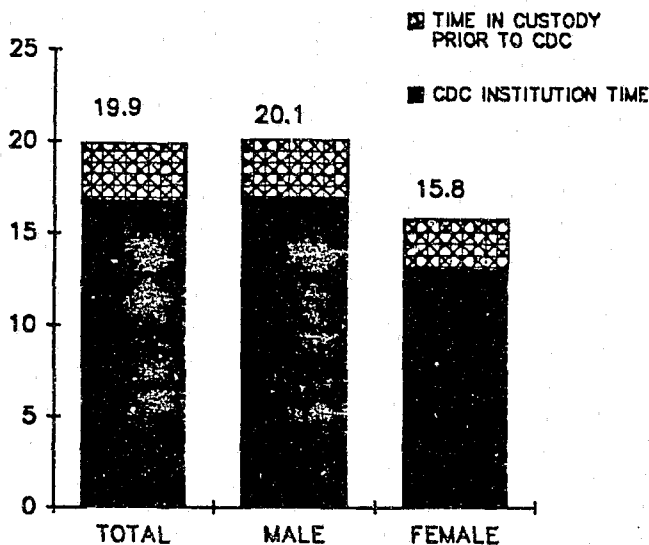
During 1992, 35,661 Felon New Admissions were paroled for the first time. The total mean time served in CDC institutions and in custody prior to CDC was 21.6 months. The median time served was 16.7 months.

- The total mean time served, including time in custody prior to CDC, was 22.0 for males and 17.5 months for females.
- The mean and median time served in CDC institutions was 16.9 and 12.1 months, respectively.

FELON NEW ADMISSIONS FIRST RELEASED TO PAROLE  
 TOTAL MEAN TIME SERVED  
 CALENDAR YEAR 1992



PAROLE VIOLATORS RETURNED WITH A NEW TERM  
 FIRST RELEASED TO PAROLE  
 TOTAL MEAN TIME SERVED  
 CALENDAR YEAR 1992



**PAROLE VIOLATORS RETURNED WITH A NEW TERM**

During 1992, 15,250 Parole Violators who were Returned With a New Term were paroled for the first time following their return to CDC for a new offense. The total mean time served in CDC institutions and in custody prior to CDC was 19.9 months and the median time served was 14.5 months.

- The total mean time served, including time in custody prior to CDC, was 20.1 months for males and 15.8 months for females.
- The mean and median time served in CDC institutions was 16.7 and 12.1 months, respectively.

TABLE 1A  
 TIME SERVED ON PRISON SENTENCE  
 TOTAL FELONS  
 FIRST RELEASED TO PAROLE BY OFFENSE\*  
 CALENDAR YEAR 1992

OFFENSE	TOTAL TIME SERVED (MONTHS)			TIME SERVED IN CDC INSTITUTIONS (MONTHS)		TIME IN CUSTODY PRIOR TO CDC (MONTHS)	
	NUMBER	MEAN	MEDIAN**	MEAN	MEDIAN	MEAN	MEDIAN
TOTAL.....	50,911	21.0	15.6	16.8	12.1	4.2	3.0
VIOLENT OFFENSES.....	11,105	33.0	25.2	27.7	19.4	5.3	4.0
HOMICIDE.....	836	46.4	39.9	38.2	32.0	8.2	6.6
MURDER 1ST.....	8	205.5	200.3	189.3	178.9	16.2	9.4
MURDER 2ND.....	9	125.3	144.1	116.7	136.0	8.6	6.9
MANSLAUGHTER.....	677	48.5	44.7	39.7	36.5	8.8	7.3
VEHICULAR MANSLAUGHTER.....	142	22.2	17.0	17.8	12.9	4.4	3.1
ROBBERY.....	4,472	30.6	22.6	25.8	18.3	4.8	3.6
ASSAULT.....	3,723	27.6	21.4	22.2	17.1	5.4	4.1
ASSAULT WITH DEADLY WEAPON...	2,289	27.5	22.6	22.0	17.8	5.5	4.3
ATTEMPTED MURDER 1ST.....	37	86.3	82.9	76.9	75.0	9.4	6.9
ATTEMPTED MURDER 2ND.....	164	60.5	56.5	52.1	48.2	8.4	6.7
OTHER ASSAULT/BATTERY.....	1,233	21.7	18.8	17.0	12.8	4.7	3.5
SEX OFFENSES.....	1,902	41.6	37.4	36.6	32.3	5.0	3.9
RAPE.....	505	49.0	38.5	43.5	33.8	5.5	4.6
LEWD ACT WITH CHILD.....	1,031	39.2	37.5	34.5	33.2	4.7	3.6
ORAL COPULATION.....	154	51.1	43.5	45.8	36.8	5.3	4.4
SODOMY.....	32	55.2	51.6	49.1	47.1	6.1	4.8
PENETRATION WITH OBJECT.....	47	38.7	36.8	33.7	29.4	5.0	3.9
OTHER SEX.....	133	18.8	15.3	14.2	11.6	4.6	3.4
KIDNAPPING.....	172	53.0	49.0	45.5	38.2	7.5	5.9

(Continued)

\* First released to parole includes new admissions paroled for the first time and parole violators returned with a new term by the courts and paroled for the first time following the new offense.

\*\*The median time served in CDC and prior to CDC may not add to the total median time served because the medians were calculated separately.

TABLE 1A (Continued)  
 TIME SERVED ON PRISON SENTENCE  
 TOTAL FELONS  
 FIRST RELEASED TO PAROLE BY OFFENSE\*  
 CALENDAR YEAR 1992

OFFENSE	TOTAL TIME SERVED (MONTHS)			TIME SERVED IN CDC INSTITUTIONS (MONTHS)		TIME IN CUSTODY PRIOR TO CDC (MONTHS)	
	NUMBER	MEAN	MEDIAN**	MEAN	MEDIAN	MEAN	MEDIAN
PROPERTY OFFENSES.....	17,663	17.9	13.9	14.2	11.4	3.7	2.5
BURGLARY.....	7,528	21.6	14.8	17.6	11.9	4.0	2.7
BURGLARY 1ST.....	3,512	29.8	25.6	25.2	20.7	4.6	3.4
BURGLARY 2ND.....	4,016	14.4	13.2	11.0	10.2	3.4	2.2
THEFT.....	6,796	14.2	13.1	10.9	9.8	3.3	2.2
GRAND THEFT.....	1,651	15.8	13.6	11.9	10.6	3.9	2.7
PETTY THEFT WITH PRIOR.....	3,468	13.5	12.9	10.6	9.9	2.9	1.8
RECEIVING STOLEN PROPERTY.....	1,677	14.1	13.1	10.4	8.9	3.7	2.7
VEHICLE THEFT.....	2,316	17.9	16.5	14.0	12.6	3.9	2.7
FORGERY/FRAUD.....	787	15.4	13.5	11.8	10.8	3.6	2.3
OTHER PROPERTY.....	236	16.1	13.6	12.7	10.9	3.4	2.2
DRUG OFFENSES.....	16,506	18.6	16.7	14.2	12.1	4.4	3.2
CS POSSESSION.....	6,067	13.2	12.6	9.3	8.1	3.9	2.8
CS POSSESSION FOR SALE.....	4,863	20.0	19.1	15.7	13.8	4.3	3.3
CS SALES.....	3,859	25.9	23.9	20.5	18.1	5.4	4.2
CS MANUFACTURING.....	175	30.6	30.6	25.9	24.9	4.7	4.1
CS OTHER.....	335	16.7	13.9	12.5	10.6	4.2	3.1
MARIJUANA POSSESSION.....	17	17.9	13.9	12.8	9.7	5.1	5.2
MARIJUANA POSS. FOR SALE.....	560	13.1	12.6	9.5	8.2	3.6	2.6
MARIJUANA SALES.....	594	17.7	15.3	13.8	12.0	3.9	2.8
MARIJUANA OTHER.....	36	17.5	15.5	13.8	12.5	3.7	2.9
OTHER OFFENSES.....	5,637	14.2	12.9	11.0	9.8	3.2	2.3
DRIVING UNDER THE INFLUENCE.....	3,287	12.9	12.6	10.0	8.5	2.9	2.1
ESCAPE.....	126	15.9	10.7	12.9	8.3	3.0	1.9
ARSON.....	176	26.7	21.2	21.0	16.7	5.7	4.7
POSSESSION OF WEAPON.....	1,409	14.9	13.1	11.8	10.7	3.1	2.2
OTHER OFFENSES.....	639	16.0	13.9	11.6	10.0	4.4	3.6



TABLE 1B  
 TIME SERVED ON PRISON SENTENCE  
 MALE FELONS  
 FIRST RELEASED TO PAROLE BY OFFENSE\*  
 CALENDAR YEAR 1992

OFFENSE	TOTAL TIME SERVED (MONTHS)			TIME SERVED IN CDC INSTITUTIONS (MONTHS)		TIME IN CUSTODY PRIOR TO CDC (MONTHS)	
	NUMBER	MEAN	MEDIAN**	MEAN	MEDIAN	MEAN	MEDIAN
TOTAL.....	46,567	21.4	16.0	17.2	12.3	4.2	3.0
VIOLENT OFFENSES.....	10,585	33.3	25.4	28.0	19.8	5.3	4.0
HOMICIDE.....	744	46.8	40.3	38.6	33.2	8.2	6.7
MURDER 1ST.....	7	211.4	202.2	193.4	196.8	18.0	11.6
MURDER 2ND.....	7	120.8	145.0	111.0	125.9	9.8	9.1
MANSLAUGHTER.....	603	49.3	45.6	40.4	37.3	8.9	7.4
VEHICULAR MANSLAUGHTER.....	127	21.7	15.2	17.6	12.7	4.1	2.9
ROBBERY.....	4,251	31.0	23.1	26.2	18.7	4.8	3.6
ASSAULT.....	3,540	27.7	21.4	22.3	17.1	5.4	4.1
ASSAULT WITH DEADLY WEAPON.....	2,179	27.7	22.7	22.2	17.9	5.5	4.3
ATTEMPTED MURDER 1ST.....	34	89.3	86.6	80.2	77.1	9.1	6.9
ATTEMPTED MURDER 2ND.....	154	61.3	56.7	52.9	49.0	8.4	6.7
OTHER ASSAULT/BATTERY.....	1,173	21.6	18.8	16.9	12.8	4.7	3.5
SEX OFFENSES.....	1,882	41.7	37.4	36.7	32.6	5.0	3.9
RAPE.....	505	49.0	38.5	43.5	33.8	5.5	4.6
LEWD ACT WITH CHILD.....	1,026	39.2	37.5	34.5	33.2	4.7	3.5
ORAL COPULATION.....	150	51.4	43.5	46.3	36.8	5.1	4.3
SODOMY.....	32	55.2	51.6	49.1	47.1	6.1	4.8
PENETRATION WITH OBJECT.....	46	38.0	34.6	32.9	29.0	5.1	4.3
OTHER SEX.....	123	18.5	15.1	14.0	11.5	4.5	3.4
KIDNAPPING.....	168	53.7	49.0	46.2	39.5	7.5	5.8

(Continued)

\* First releases to parole include new admissions paroled for the first time and parole violators returned with a new term by the courts and paroled for the first time following the new offense.

\*\*The median time served in CDC and prior to CDC may not add to the total median time served because the medians were calculated separately.

TABLE 1B (Continued)  
 TIME SERVED ON PRISON SENTENCE  
 MALE FELONS  
 FIRST RELEASED TO PAROLE BY OFFENSE  
 CALENDAR YEAR 1992

OFFENSE	TOTAL TIME SERVED (MONTHS)			TIME SERVED IN CDC INSTITUTIONS (MONTHS)		TIME IN CUSTODY PRIOR TO CDC (MONTHS)	
	NUMBER	MEAN	MEDIAN**	MEAN	MEDIAN	MEAN	MEDIAN
PROPERTY OFFENSES.....	15,896	18.2	14.1	14.5	11.5	3.7	2.5
BURGLARY.....	7,135	21.8	14.9	17.8	12.0	4.0	2.7
BURGLARY 1ST.....	3,332	30.2	25.8	25.6	21.1	4.6	3.4
BURGLARY 2ND.....	3,803	14.5	13.2	11.1	10.3	3.4	2.2
THEFT.....	5,803	14.2	13.1	10.9	9.9	3.3	2.2
GRAND THEFT.....	1,436	15.8	13.7	11.9	10.7	3.9	2.8
PETTY THEFT WITH PRIOR.....	2,793	13.5	12.9	10.7	10.1	2.8	1.8
RECEIVING STOLEN PROPERTY.....	1,574	14.1	13.1	10.4	9.0	3.7	2.7
VEHICLE THEFT.....	2,242	17.9	16.6	14.0	12.7	3.9	2.7
FORGERY/FRAUD.....	533	15.8	13.8	12.1	10.8	3.7	2.3
OTHER PROPERTY.....	183	17.0	14.3	13.5	11.5	3.5	2.2
DRUG OFFENSES.....	14,647	18.9	18.0	14.5	12.3	4.4	3.2
CS POSSESSION.....	5,155	13.3	12.7	9.4	8.2	3.9	2.7
CS POSSESSION FOR SALE.....	4,383	20.2	19.2	15.9	14.2	4.3	3.3
CS SALES.....	3,495	26.1	24.3	20.7	18.3	5.4	4.2
CS MANUFACTURING.....	158	30.6	30.3	26.1	25.0	4.5	4.1
CS OTHER.....	294	16.7	13.9	12.6	10.6	4.1	3.0
MARIJUANA POSSESSION.....	17	17.9	13.9	12.8	9.7	5.1	5.2
MARIJUANA POSS. FOR SALE.....	537	13.1	12.5	9.5	8.2	3.6	2.6
MARIJUANA SALES.....	576	17.8	15.4	13.9	12.0	3.9	2.8
MARIJUANA OTHER.....	32	18.0	16.1	14.2	12.7	3.8	2.9
OTHER OFFENSES.....	5,439	14.2	13.0	11.0	9.8	3.2	2.3
DRIVING UNDER THE INFLUENCE.....	3,199	12.9	12.6	10.0	8.5	2.9	2.1
ESCAPE.....	113	16.8	12.9	13.6	8.5	3.2	2.1
ARSON.....	164	26.8	21.3	21.0	16.7	5.8	4.8
POSSESSION OF WEAPON.....	1,388	14.9	13.1	11.8	10.7	3.1	2.2
OTHER OFFENSES.....	575	16.3	14.0	11.8	10.3	4.5	3.6

TABLE 1C  
 TIME SERVED ON PRISON SENTENCE  
 FEMALE FELONS  
 FIRST RELEASED TO PAROLE BY OFFENSE\*  
 CALENDAR YEAR 1992

OFFENSE	TOTAL TIME SERVED (MONTHS)			TIME SERVED IN CDC INSTITUTIONS (MONTHS)		TIME IN CUSTODY PRIOR TO CDC (MONTHS)	
	NUMBER	MEAN	MEDIAN**	MEAN	MEDIAN	MEAN	MEDIAN
TOTAL.....	4,344	17.1	13.8	12.9	10.8	4.2	3.0
VIOLENT OFFENSES.....	520	27.8	21.0	22.0	16.4	5.8	4.3
HOMICIDE.....	92	42.9	38.4	34.8	27.8	8.1	6.5
MURDER 1ST.....	1	164.6	164.6	161.0	161.0	3.6	3.6
MURDER 2ND.....	2	141.1	141.1	136.6	136.6	4.5	4.5
MANSLAUGHTER.....	74	42.0	39.1	33.5	30.1	8.5	7.0
VEHICULAR MANSLAUGHTER.....	15	25.9	25.7	19.1	17.6	6.8	5.2
ROBBERY.....	221	23.4	19.5	18.2	14.1	5.2	3.8
ASSAULT.....	183	25.4	21.0	20.0	16.4	5.4	4.1
ASSAULT WITH DEADLY WEAPON.....	110	23.7	21.1	18.6	16.3	5.1	3.9
ATTEMPTED MURDER 1ST.....	3	53.0	55.5	39.4	51.5	13.6	4.7
ATTEMPTED MURDER 2ND.....	10	49.2	50.2	40.4	40.1	8.8	6.8
OTHER ASSAULT/BATTERY.....	60	23.2	15.5	18.2	12.4	5.0	4.3
SEX OFFENSES.....	20	31.2	21.0	25.0	16.7	6.2	5.8
RAPE.....	0	0.0	0.0	0.0	0.0	0.0	0.0
LEWD ACT WITH CHILD.....	5	36.1	21.9	29.8	16.1	6.3	5.8
ORAL COPULATION.....	4	37.3	34.7	27.1	27.1	10.2	7.5
SODOMY.....	0	0.0	0.0	0.0	0.0	0.0	0.0
PENETRATION WITH OBJECT.....	1	72.8	72.8	72.2	72.2	0.6	0.6
OTHER SEX.....	10	22.1	19.3	17.0	16.0	5.1	4.2
KIDNAPPING.....	4	26.1	18.8	17.8	13.8	8.3	9.8

(Continued)

\* First releases to parole include new admissions paroled for the first time and parole violators returned with a new term by the courts and paroled for the first time following the new offense.

\*\*The median time served in CDC and prior to CDC may not add to the total median time served because the medians were calculated separately.

TABLE 1C (Continued)  
 TIME SERVED ON PRISON SENTENCE  
 FEMALE FELONS  
 FIRST RELEASED TO PAROLE BY OFFENSE\*  
 CALENDAR YEAR 1992

OFFENSE	TOTAL TIME SERVED (MONTHS)			TIME SERVED IN CDC INSTITUTIONS (MONTHS)		TIME IN CUSTODY PRIOR TO CDC (MONTHS)	
	NUMBER	MEAN	MEDIAN**	MEAN	MEDIAN	MEAN	MEDIAN
PROPERTY OFFENSES.....	1,767	14.9	13.1	11.4	10.2	3.5	2.2
BURGLARY.....	393	18.3	13.9	14.2	11.2	4.1	2.9
BURGLARY 1ST.....	180	23.5	17.3	18.5	12.0	5.0	3.6
BURGLARY 2ND.....	213	14.0	13.1	10.6	9.6	3.4	2.3
THEFT.....	993	13.6	12.9	10.4	9.1	3.2	2.0
GRAND THEFT.....	215	15.4	13.4	11.6	10.3	3.8	2.2
PETTY THEFT WITH PRIOR.....	675	13.0	12.8	10.0	8.6	3.0	1.9
RECEIVING STOLEN PROPERTY.....	103	14.3	13.1	10.4	8.5	3.9	2.9
VEHICLE THEFT.....	74	16.8	15.7	12.4	11.8	4.4	3.0
FORGERY/FRAUD.....	254	14.3	13.1	11.1	10.6	3.2	2.3
OTHER PROPERTY.....	53	12.9	10.7	10.0	7.8	2.9	1.9
DRUG OFFENSES.....	1,859	16.7	14.3	12.1	10.7	4.6	3.5
CS POSSESSION.....	912	12.7	11.0	8.5	7.5	4.2	3.2
CS POSSESSION FOR SALE.....	480	18.0	15.2	13.8	11.9	4.2	3.2
CS SALES.....	364	24.6	22.0	18.6	17.2	6.0	5.3
CS MANUFACTURING.....	17	30.7	31.5	24.8	21.0	5.9	4.0
CS OTHER.....	41	16.5	13.6	12.0	9.7	4.5	3.7
MARIJUANA POSSESSION.....	0	0.0	0.0	0.0	0.0	0.0	0.0
MARIJUANA POSS. FOR SALE.....	23	12.4	12.7	9.3	8.1	3.1	1.9
MARIJUANA SALES.....	18	16.7	14.0	13.2	11.7	3.5	2.5
MARIJUANA OTHER.....	4	14.3	14.1	10.9	11.4	3.4	3.7
OTHER OFFENSES.....	198	13.3	12.6	10.0	8.4	3.3	2.6
DRIVING UNDER THE INFLUENCE.....	88	11.9	10.0	9.2	8.1	2.7	2.3
ESCAPE.....	13	8.7	8.7	7.3	7.3	1.4	1.5
ARSON.....	12	24.5	20.1	20.2	16.3	4.3	3.6
POSSESSION OF WEAPON.....	21	12.5	12.9	8.7	8.6	3.8	3.0
OTHER OFFENSES.....	64	14.3	13.1	10.2	8.9	4.1	3.3

TABLE 2A  
 TIME SERVED ON PRISON SENTENCE  
 TOTAL FELON NEW ADMISSIONS  
 FIRST RELEASED TO PAROLE BY OFFENSE  
 CALENDAR YEAR 1992

OFFENSE	TOTAL TIME SERVED (MONTHS)			TIME SERVED IN CDC INSTITUTIONS (MONTHS)		TIME IN CUSTODY PRIOR TO CDC (MONTHS)	
	NUMBER	MEAN	MEDIAN*	MEAN	MEDIAN	MEAN	MEDIAN
TOTAL.....	35,661	21.6	16.7	16.9	12.1	4.7	3.5
VIOLENT OFFENSES.....	8,958	32.8	25.0	27.3	19.0	5.5	4.2
HOMICIDE.....	780	45.8	39.6	37.7	31.8	8.1	6.5
MURDER 1ST.....	6	206.4	200.3	190.3	178.9	16.1	6.7
MURDER 2ND.....	9	125.3	144.2	116.7	136.0	8.6	6.9
MANSLAUGHTER.....	630	48.1	44.3	39.3	36.2	8.8	7.3
VEHICULAR MANSLAUGHTER.....	135	22.3	15.6	17.9	12.7	4.4	3.1
ROBBERY.....	3,314	28.6	21.1	23.8	17.4	4.8	3.6
ASSAULT.....	2,983	28.1	21.9	22.3	17.3	5.8	4.6
ASSAULT WITH DEADLY WEAPON...	1,862	27.3	22.6	21.5	17.6	5.8	4.5
ATTEMPTED MURDER 1ST.....	32	85.0	82.2	75.4	74.2	9.6	6.7
ATTEMPTED MURDER 2ND.....	159	60.5	56.7	52.0	48.2	8.5	6.7
OTHER ASSAULT/BATTERY.....	930	21.9	19.4	16.8	12.8	5.1	4.0
SEX OFFENSES.....	1,730	41.3	37.4	36.3	32.6	5.0	3.9
RAPE.....	451	47.0	37.7	41.5	32.8	5.5	4.5
LEWD ACT WITH CHILD.....	979	39.2	37.5	34.5	33.2	4.7	3.5
ORAL COPULATION.....	131	51.3	44.5	46.1	37.4	5.2	4.3
SODOMY.....	31	56.3	52.7	50.1	49.0	6.2	4.9
PENETRATION WITH OBJECT.....	45	38.7	32.4	33.8	28.6	4.9	3.8
OTHER SEX.....	93	18.9	15.3	14.0	10.1	4.9	3.6
KIDNAPPING.....	151	51.0	43.9	43.5	35.4	7.5	5.7

(Continued)

\*The median time served in CDC and prior to CDC may not add to the total median time served because the medians were calculated separately.

TABLE 2A (Continued)  
 TIME SERVED ON PRISON SENTENCE  
 TOTAL FELON NEW ADMISSIONS  
 FIRST RELEASED TO PAROLE BY OFFENSE  
 CALENDAR YEAR 1992

OFFENSE	TOTAL TIME SERVED (MONTHS)			TIME SERVED IN CDC INSTITUTIONS (MONTHS)		TIME IN CUSTODY PRIOR TO CDC (MONTHS)	
	NUMBER	MEAN	MEDIAN*	MEAN	MEDIAN	MEAN	MEDIAN
PROPERTY OFFENSES.....	10,550	17.8	14.1	13.6	11.0	4.2	3.0
BURGLARY.....	4,818	21.2	14.8	16.7	11.6	4.5	3.3
BURGLARY 1ST.....	2,630	27.0	23.8	22.2	17.3	4.8	3.5
BURGLARY 2ND.....	2,188	14.2	13.1	10.1	8.4	4.1	2.9
THEFT.....	3,606	14.2	13.1	10.2	8.3	4.0	2.7
GRAND THEFT.....	1,104	15.7	13.7	11.3	9.4	4.4	3.3
PETTY THEFT WITH PRIOR.....	1,548	13.2	12.6	9.7	8.2	3.5	2.2
RECEIVING STOLEN PROPERTY.....	954	13.8	13.1	9.6	8.1	4.2	3.3
VEHICLE THEFT.....	1,429	17.3	15.5	12.9	11.9	4.4	3.1
FORGERY/FRAUD.....	530	14.9	13.3	11.1	9.9	3.8	2.6
OTHER PROPERTY.....	167	16.5	14.0	12.9	10.8	3.6	2.3
DRUG OFFENSES.....	11,925	19.0	18.7	14.2	12.3	4.8	3.7
CS POSSESSION.....	3,755	13.3	12.7	8.6	7.6	4.7	3.6
CS POSSESSION FOR SALE.....	3,886	19.8	19.0	15.4	13.2	4.4	3.4
CS SALE.....	3,041	25.8	23.5	20.0	17.8	5.8	4.7
CS MANUFACTURING.....	159	30.2	29.9	25.8	24.4	4.4	3.9
CS OTHER.....	198	16.1	13.8	11.2	9.4	4.9	3.8
MARIJUANA POSSESSION.....	13	17.6	13.8	12.0	7.6	5.6	6.0
MARIJUANA POSS. FOR SALE.....	399	13.2	12.8	9.3	8.1	3.9	3.0
MARIJUANA SALE.....	440	17.8	15.5	13.4	11.8	4.4	3.4
MARIJUANA OTHER.....	34	17.9	16.2	14.1	12.7	3.8	2.9
OTHER OFFENSES.....	4,228	13.9	12.7	10.5	8.4	3.4	2.4
DRIVING UNDER THE INFLUENCE.....	2,807	12.5	10.7	9.6	8.2	2.9	2.1
ESCAPE.....	80	15.6	12.9	12.9	8.7	2.7	1.8
ARSON.....	159	25.7	21.1	19.9	16.0	5.8	5.0
POSSESSION OF WEAPON.....	662	14.4	12.9	10.8	8.5	3.6	2.6
OTHER OFFENSES.....	520	16.2	14.0	11.5	10.0	4.7	3.8

TABLE 2B  
 TIME SERVED ON PRISON SENTENCE  
 MALE FELON NEW ADMISSIONS  
 FIRST RELEASED TO PAROLE BY OFFENSE  
 CALENDAR YEAR 1992

OFFENSE	TOTAL TIME SERVED (MONTHS)			TIME SERVED IN CDC INSTITUTIONS (MONTHS)		TIME IN CUSTODY PRIOR TO CDC (MONTHS)	
	NUMBER	MEAN	MEDIAN*	MEAN	MEDIAN	MEAN	MEDIAN
TOTAL.....	32,280	22.0	17.7	17.3	12.3	4.7	3.5
VIOLENT OFFENSES.....	8,496	33.1	25.2	27.6	19.2	5.5	4.1
HOMICIDE.....	690	46.1	40.1	38.0	32.7	8.1	6.6
MURDER 1ST.....	5	214.7	202.2	196.2	196.8	18.5	7.3
MURDER 2ND.....	7	120.8	145.0	111.0	125.9	9.8	9.1
MANSLAUGHTER.....	558	48.9	45.3	40.0	37.1	8.9	7.4
VEHICULAR MANSLAUGHTER.....	120	21.9	15.1	17.8	12.6	4.1	2.9
ROBBERY.....	3,129	29.1	21.3	24.3	17.6	4.8	3.6
ASSAULT.....	2,819	28.2	21.9	22.4	17.3	5.8	4.6
ASSAULT WITH DEADLY WEAPON.....	1,767	27.5	22.7	21.7	17.7	5.8	4.5
ATTEMPTED MURDER 1ST.....	29	88.2	85.5	79.1	76.7	9.1	6.9
ATTEMPTED MURDER 2ND.....	149	61.3	56.8	52.8	49.1	8.5	6.7
OTHER ASSAULT/BATTERY.....	874	21.8	19.4	16.7	12.8	5.1	4.0
SEX OFFENSES.....	1,710	41.5	37.4	36.5	32.7	5.0	3.8
RAPE.....	451	47.0	37.7	41.5	32.8	5.5	4.5
LEWD ACT WITH CHILD.....	974	39.2	37.5	34.5	33.2	4.7	3.5
ORAL COPULATION.....	127	51.8	44.5	46.7	37.4	5.1	4.3
SODOMY.....	31	56.3	52.7	50.1	49.0	6.2	4.9
PENETRATION WITH OBJECT.....	44	37.9	31.7	32.9	28.2	5.0	4.3
OTHER SEX.....	83	18.4	14.5	13.6	10.1	4.8	3.6
KIDNAPPING.....	148	51.5	44.1	44.0	35.6	7.5	5.7

(Continued)

\*The median time served in CDC and prior to CDC may not add to the total median time served because the medians were calculated separately.

TABLE 2B (Continued)  
 TIME SERVED ON PRISON SENTENCE  
 MALE FELON NEW ADMISSIONS  
 FIRST RELEASED TO PAROLE BY OFFENSE  
 CALENDAR YEAR 1992

OFFENSE	TOTAL TIME SERVED (MONTHS)			TIME SERVED IN CDC INSTITUTIONS (MONTHS)		TIME IN CUSTODY PRIOR TO CDC (MONTHS)	
	NUMBER	MEAN	MEDIAN*	MEAN	MEDIAN	MEAN	MEDIAN
PROPERTY OFFENSES.....	9,342	18.3	14.2	14.0	11.1	4.3	3.0
BURGLARY.....	4,540	21.4	14.8	16.9	11.7	4.5	3.2
BURGLARY 1ST.....	2,481	27.2	25.0	22.5	17.7	4.7	3.5
BURGLARY 2ND.....	2,059	14.2	13.1	10.1	8.4	4.1	2.9
THEFT.....	2,970	14.2	13.1	10.2	8.4	4.0	2.8
GRAND THEFT.....	933	15.8	13.8	11.3	9.4	4.5	3.3
PETTY THEFT WITH PRIOR.....	1,157	13.4	12.7	9.9	8.3	3.5	2.3
RECEIVING STOLEN PROPERTY.....	880	13.8	13.1	9.6	8.1	4.2	3.3
VEHICLE THEFT.....	1,377	17.3	15.5	12.9	11.9	4.4	3.1
FORGERY/FRAUD.....	331	15.5	13.6	11.5	10.4	4.0	2.6
OTHER PROPERTY.....	124	17.7	15.1	13.9	11.8	3.8	2.6
DRUG OFFENSES.....	10,386	19.3	18.9	14.5	12.6	4.8	3.7
CS POSSESSION.....	3,058	13.4	12.8	8.7	7.7	4.7	3.6
CS POSSESSION FOR SALE.....	3,464	20.0	19.1	15.6	13.6	4.4	3.4
CS SALE.....	2,708	26.0	23.7	20.2	17.9	5.8	4.6
CS MANUFACTURING.....	143	30.1	29.4	25.9	24.8	4.2	3.9
CS OTHER.....	167	16.0	13.8	11.2	9.6	4.8	3.7
MARIJUANA POSSESSION.....	13	17.6	13.8	12.0	7.6	5.6	6.0
MARIJUANA POSS. FOR SALE.....	378	13.2	12.9	9.3	8.2	3.9	3.1
MARIJUANA SALE.....	425	17.8	15.5	13.4	11.8	4.4	3.4
MARIJUANA OTHER.....	30	18.4	16.9	14.6	13.6	3.8	2.9
OTHER OFFENSES.....	4,056	13.9	12.7	10.5	8.4	3.4	2.3
DRIVING UNDER THE INFLUENCE.....	2,727	12.6	10.7	9.6	8.2	3.0	2.0
ESCAPE.....	71	16.6	13.2	13.7	9.5	2.9	1.8
ARSON.....	147	25.9	21.2	19.9	16.0	6.0	5.0
POSSESSION OF WEAPON.....	649	14.4	12.9	10.8	8.5	3.6	2.6
OTHER OFFENSES.....	462	16.4	14.3	11.7	10.2	4.7	3.8



TABLE 2C  
 TIME SERVED ON PRISON SENTENCE  
 FEMALE FELON NEW ADMISSIONS  
 FIRST RELEASED TO PAROLE BY OFFENSE  
 CALENDAR YEAR 1992

OFFENSE	TOTAL TIME SERVED (MONTHS)			TIME SERVED IN CDC INSTITUTIONS (MONTHS)		TIME IN CUSTODY PRIOR TO CDC (MONTHS)	
	NUMBER	MEAN	MEDIAN*	MEAN	MEDIAN	MEAN	MEDIAN
TOTAL.....	3,381	17.5	14.2	12.9	10.6	4.6	3.4
VIOLENT OFFENSES.....	462	28.0	21.3	22.0	16.3	6.0	4.6
HOMICIDE.....	90	42.8	38.3	35.2	28.2	7.6	6.5
MURDER 1ST.....	1	164.6	164.6	161.0	161.0	3.6	3.6
MURDER 2ND.....	2	141.1	141.1	136.6	136.6	4.5	4.5
MANSLAUGHTER.....	72	41.9	39.0	34.0	31.0	7.9	6.7
VEHICULAR MANSLAUGHTER.....	15	25.9	25.7	19.1	17.6	6.8	5.2
ROBBERY.....	185	22.1	19.5	16.6	12.7	5.5	3.8
ASSAULT.....	164	26.0	21.8	20.3	16.4	5.7	4.5
ASSAULT WITH DEADLY WEAPON.....	95	24.2	21.8	18.8	16.4	5.4	4.7
ATTEMPTED MURDER 1ST.....	3	53.0	55.5	39.4	51.5	13.6	4.7
ATTEMPTED MURDER 2ND.....	10	49.2	50.2	40.4	40.1	8.8	6.8
OTHER ASSAULT/BATTERY.....	56	23.5	15.5	18.3	12.4	5.2	4.4
SEX OFFENSES.....	20	31.2	21.0	25.0	16.7	6.2	5.8
RAPE.....	0	0.0	0.0	0.0	0.0	0.0	0.0
LEWD ACT WITH CHILD.....	5	36.1	21.9	29.8	16.1	6.3	5.8
ORAL COPULATION.....	4	37.3	34.7	27.1	27.1	10.2	7.5
SODOMY.....	0	0.0	0.0	0.0	0.0	0.0	0.0
PENETRATION WITH OBJECT.....	1	72.8	72.8	72.2	72.2	0.6	0.6
OTHER SEX.....	10	22.1	19.3	17.0	16.0	5.1	4.2
KIDNAPPING.....	3	29.8	18.9	22.4	17.4	7.4	8.5

(Continued)

\*The median time served in CDC and prior to CDC may not add to the total median time served because the medians were calculated separately.

TABLE 2C (Continued)  
 TIME SERVED ON PRISON SENTENCE  
 FEMALE FELON NEW ADMISSIONS  
 FIRST RELEASED TO PAROLE BY OFFENSE  
 CALENDAR YEAR 1992

OFFENSE	TOTAL TIME SERVED (MONTHS)			TIME SERVED IN CDC INSTITUTIONS (MONTHS)		TIME IN CUSTODY PRIOR TO CDC (MONTHS)	
	NUMBER	MEAN	MEDIAN*	MEAN	MEDIAN	MEAN	MEDIAN
PROPERTY OFFENSES.....	1,208	14.8	13.1	10.9	9.1	3.9	2.7
BURGLARY.....	278	18.2	14.0	13.6	10.8	4.6	3.3
BURGLARY 1ST.....	149	22.1	15.8	16.9	11.6	5.2	3.7
BURGLARY 2ND.....	129	13.9	13.0	9.9	8.4	4.0	2.7
THEFT.....	636	13.7	12.8	10.0	8.0	3.7	2.4
GRAND THEFT.....	171	15.4	13.4	11.2	9.4	4.2	2.8
PETTY THEFT WITH PRIOR.....	391	12.8	12.6	9.4	7.9	3.4	2.1
RECEIVING STOLEN PROPERTY.....	74	14.6	13.1	10.3	7.9	4.3	3.4
VEHICLE THEFT.....	52	16.2	15.2	10.9	11.2	5.3	4.0
FORGERY/FRAUD.....	199	13.8	12.9	10.4	9.0	3.4	2.5
OTHER PROPERTY.....	43	12.9	10.7	9.7	7.7	3.2	2.0
DRUG OFFENSES.....	1,539	17.0	14.6	12.1	10.7	4.9	3.9
CS POSSESSION.....	697	12.9	11.0	8.1	7.3	4.8	3.8
CS POSSESSION FOR SALE.....	422	17.8	14.8	13.5	11.7	4.3	3.3
CS SALE.....	333	24.5	21.9	18.2	17.2	6.3	6.1
CS MANUFACTURING.....	16	30.7	31.4	24.7	19.6	6.0	3.8
CS OTHER.....	31	16.1	13.8	11.1	8.0	5.0	4.2
MARIJUANA POSSESSION.....	0	0.0	0.0	0.0	0.0	0.0	0.0
MARIJUANA POSS. FOR SALE.....	21	12.3	12.7	9.1	8.1	3.2	2.1
MARIJUANA SALE.....	15	16.9	13.6	12.9	11.6	4.0	3.3
MARIJUANA OTHER.....	4	14.3	14.1	10.9	11.4	3.4	3.7
OTHER OFFENSES.....	172	13.4	12.5	10.0	8.3	3.4	2.7
DRIVING UNDER THE INFLUENCE.....	80	11.8	9.9	9.1	8.0	2.7	2.3
ESCAPE.....	9	8.2	8.4	6.5	7.1	1.7	1.7
ARSON.....	12	24.5	20.1	20.2	16.3	4.3	3.6
POSSESSION OF WEAPON.....	13	12.8	13.3	8.4	8.6	4.4	3.5
OTHER OFFENSES.....	58	14.4	13.1	10.0	8.8	4.4	3.6

TABLE 3A  
 TIME SERVED ON PRISON SENTENCE  
 TOTAL PAROLE VIOLATORS RETURNED WITH A NEW TERM (PV-WNT)  
 FIRST RELEASED TO PAROLE BY OFFENSE  
 CALENDAR YEAR 1992

OFFENSE	TOTAL TIME SERVED (MONTHS)			TIME SERVED IN CDC INSTITUTIONS (MONTHS)		TIME IN CUSTODY PRIOR TO CDC (MONTHS)	
	NUMBER	MEAN	MEDIAN*	MEAN	MEDIAN	MEAN	MEDIAN
TOTAL.....	15,250	19.9	14.5	16.7	12.1	3.2	2.2
VIOLENT OFFENSES.....	2,147	34.2	25.6	29.6	21.4	4.6	3.5
HOMICIDE.....	56	55.3	49.3	46.0	36.6	9.3	7.2
MURDER 1ST.....	2	203.0	203.0	186.3	186.3	16.7	16.7
MURDER 2ND.....	0	0.0	0.0	0.0	0.0	0.0	0.0
MANSLAUGHTER.....	47	54.1	52.0	44.6	39.8	9.5	7.4
VEHICULAR MANSLAUGHTER.....	7	20.4	19.2	15.0	16.8	5.4	4.1
ROBBERY.....	1,158	36.2	28.7	31.5	24.5	4.7	3.6
ASSAULT.....	740	26.0	19.7	22.1	16.8	3.9	3.0
ASSAULT WITH DEADLY WEAPON.....	427	28.4	22.3	24.2	18.6	4.2	3.4
ATTEMPTED MURDER 1ST.....	5	95.0	104.7	86.3	100.3	8.7	8.3
ATTEMPTED MURDER 2ND.....	5	60.2	51.0	55.2	44.5	5.0	5.2
OTHER ASSAULT/BATTERY.....	303	20.9	15.3	17.6	12.9	3.3	2.4
SEX OFFENSES.....	172	44.4	32.3	39.3	23.8	5.1	4.2
RAPE.....	54	66.3	66.2	60.8	58.1	5.5	5.1
LEWD ACT WITH CHILD.....	52	40.2	38.8	34.7	33.3	5.5	4.6
ORAL COPULATION.....	23	49.5	30.6	44.0	26.9	5.5	4.6
SODOMY.....	1	19.9	19.9	18.1	18.1	1.8	1.8
PENETRATION WITH OBJECT.....	2	38.7	38.7	31.8	31.8	6.9	6.9
OTHER SEX.....	40	18.5	15.4	14.7	12.1	3.8	2.3
KIDNAPPING.....	21	67.6	57.4	59.8	50.9	7.8	6.6

(Continued)

\*The median time served in CDC and prior to CDC may not add to the total median time served because the medians were calculated separately.

TABLE 3A (Continued)  
 TIME SERVED ON PRISON SENTENCE  
 TOTAL PAROLE VIOLATORS RETURNED WITH A NEW TERM (PV-WNT)  
 FIRST RELEASED TO PAROLE BY OFFENSE  
 CALENDAR YEAR 1992

OFFENSE	TOTAL TIME SERVED (MONTHS)			TIME SERVED IN CDC INSTITUTIONS (MONTHS)		TIME IN CUSTODY PRIOR TO CDC (MONTHS)	
	NUMBER	MEAN	MEDIAN*	MEAN	MEDIAN	MEAN	MEDIAN
PROPERTY OFFENSES.....	7,113	18.0	13.7	15.1	11.8	2.9	2.0
BURGLARY.....	2,710	22.5	15.0	19.3	12.5	3.2	2.1
BURGLARY 1ST.....	882	38.3	35.3	34.1	31.0	4.2	3.2
BURGLARY 2ND.....	1,828	14.8	13.2	12.1	11.4	2.7	1.9
THEFT.....	3,190	14.2	13.1	11.6	11.1	2.6	1.8
GRAND THEFT.....	547	15.7	13.4	13.0	11.4	2.7	2.0
PETTY THEFT WITH PRIOR.....	1,920	13.7	13.0	11.3	11.1	2.4	1.7
RECEIVING STOLEN PROPERTY.....	723	14.4	13.0	11.4	10.6	3.0	2.1
VEHICLE THEFT.....	887	18.8	19.0	15.8	15.7	3.0	2.1
FORGERY/FRAUD.....	257	16.4	14.1	13.3	11.7	3.1	2.0
OTHER PROPERTY.....	69	15.1	13.1	12.3	11.0	2.8	2.1
DRUG OFFENSES.....	4,581	17.5	14.1	14.3	11.8	3.2	2.2
CS POSSESSION.....	2,312	13.0	12.1	10.3	9.0	2.7	1.9
CS POSSESSION FOR SALE.....	977	20.8	19.3	17.1	16.1	3.7	2.7
CS SALE.....	818	26.3	25.1	22.3	20.3	4.0	3.1
CS MANUFACTURING.....	16	34.9	32.3	27.5	27.2	7.4	5.9
CS OTHER.....	137	17.6	13.9	14.4	12.1	3.2	2.1
MARIJUANA POSSESSION.....	4	18.5	14.1	15.3	13.9	3.2	4.2
MARIJUANA POSS. FOR SALE.....	161	12.9	11.2	10.1	8.4	2.8	1.9
MARIJUANA SALE.....	154	17.8	15.1	15.2	12.9	2.6	1.9
MARIJUANA OTHER.....	2	11.4	11.4	8.1	8.1	3.3	3.3
OTHER OFFENSES.....	1,409	15.5	13.3	12.6	11.2	2.9	2.1
DRIVING UNDER THE INFLUENCE.....	480	14.8	13.8	12.0	11.4	2.8	2.1
ESCAPE.....	46	16.4	10.7	13.0	7.1	3.4	2.3
ARSON.....	17	34.6	27.5	30.6	25.3	4.0	3.3
POSSESSION OF WEAPON.....	747	15.3	13.1	12.6	11.1	2.7	2.0
OTHER OFFENSES.....	119	15.5	13.2	12.1	10.5	3.4	2.8

TABLE 3B  
 TIME SERVED ON PRISON SENTENCE  
 MALE PAROLE VIOLATORS RETURNED WITH A NEW TERM (PV-WNT)  
 FIRST RELEASED TO PAROLE BY OFFENSE  
 CALENDAR YEAR 1992

OFFENSE	TOTAL TIME SERVED (MONTHS)			TIME SERVED IN CDC INSTITUTIONS (MONTHS)		TIME IN CUSTODY PRIOR TO CDC (MONTHS)	
	NUMBER	MEAN	MEDIAN*	MEAN	MEDIAN	MEAN	MEDIAN
TOTAL.....	14,287	20.1	14.6	16.9	12.2	3.2	2.2
VIOLENT OFFENSES.....	2,089	34.4	25.7	29.8	21.7	4.6	3.5
HOMICIDE.....	54	55.6	49.3	47.1	37.2	8.5	7.1
MURDER 1ST.....	2	203.0	203.0	186.3	186.3	16.7	16.7
MURDER 2ND.....	0	0.0	0.0	0.0	0.0	0.0	0.0
MANSLAUGHTER.....	45	54.5	52.2	45.9	42.5	8.6	7.3
VEHICULAR MANSLAUGHTER.....	7	20.4	19.2	15.0	16.8	5.4	4.1
ROBBERY.....	1,122	36.4	29.3	31.7	24.8	4.7	3.6
ASSAULT.....	721	26.2	19.8	22.3	16.8	3.9	3.0
ASSAULT WITH DEADLY WEAPON.....	412	28.6	23.0	24.4	18.7	4.2	3.4
ATTEMPTED MURDER 1ST.....	5	95.0	104.7	86.3	100.3	8.7	8.3
ATTEMPTED MURDER 2ND.....	5	60.2	51.0	55.2	44.5	5.0	5.2
OTHER ASSAULT/BATTERY.....	299	21.0	15.3	17.7	12.9	3.3	2.4
SEX OFFENSES.....	172	44.4	32.3	39.3	23.8	5.1	4.2
RAPE.....	54	66.3	66.2	60.8	58.1	5.5	5.1
LEWD ACT WITH CHILD.....	52	40.2	38.8	34.7	33.3	5.5	4.6
ORAL COPULATION.....	23	49.5	30.6	44.0	26.9	5.5	4.6
SODOMY.....	1	19.9	19.9	18.1	18.1	1.8	1.8
PENETRATION WITH OBJECT.....	2	38.7	38.7	31.8	31.8	6.9	6.9
OTHER SEX.....	40	18.5	15.4	14.7	12.1	3.8	2.3
KIDNAPPING.....	20	70.2	59.2	62.6	53.2	7.6	6.2

(Continued)

\*The median time served in CDC and prior to CDC may not add to the total median time served because the medians were calculated separately.

TABLE 3B (Continued)  
 TIME SERVED ON PRISON SENTENCE  
 MALE PAROLE VIOLATORS RETURNED WITH A NEW TERM (PV-WNT)  
 FIRST RELEASED TO PAROLE BY OFFENSE  
 CALENDAR YEAR 1992

OFFENSE	TOTAL TIME SERVED (MONTHS)			TIME SERVED IN CDC INSTITUTIONS (MONTHS)		TIME IN CUSTODY PRIOR TO CDC (MONTHS)	
	NUMBER	MEAN	MEDIAN*	MEAN	MEDIAN	MEAN	MEDIAN
PROPERTY OFFENSES.....	6,554	18.2	13.8	15.3	11.8	2.9	2.0
BURGLARY.....	2,595	22.6	15.1	19.4	12.6	3.2	2.1
BURGLARY 1ST.....	851	38.6	36.1	34.4	34.1	4.2	3.1
BURGLARY 2ND.....	1,744	14.9	13.2	12.2	11.4	2.7	1.9
THEFT.....	2,833	14.3	13.1	11.7	11.1	2.6	1.8
GRAND THEFT.....	503	15.8	13.4	13.0	11.4	2.8	2.1
PETTY THEFT WITH PRIOR.....	1,636	13.8	13.0	11.4	11.2	2.4	1.7
RECEIVING STOLEN PROPERTY.....	694	14.5	13.0	11.5	10.6	3.0	2.1
VEHICLE THEFT.....	865	18.8	19.0	15.8	15.7	3.0	2.1
FORGERY/FRAUD.....	202	16.3	14.3	13.1	11.7	3.2	2.0
OTHER PROPERTY.....	59	15.3	13.2	12.4	11.0	2.9	2.1
DRUG OFFENSES.....	4,261	17.6	14.3	14.4	11.9	3.2	2.2
CS POSSESSION.....	2,097	13.1	12.5	10.4	9.1	2.7	1.9
CS POSSESSION FOR SALE.....	919	20.9	19.3	17.2	16.1	3.7	2.7
CS SALE.....	787	26.3	25.1	22.3	20.4	4.0	3.1
CS MANUFACTURING.....	15	35.1	32.3	27.6	27.7	7.5	6.5
CS OTHER.....	127	17.6	13.9	14.4	12.1	3.2	2.1
MARIJUANA POSSESSION.....	4	18.5	14.1	15.3	13.9	3.2	4.2
MARIJUANA POSS. FOR SALE.....	159	12.8	11.2	10.0	8.4	2.8	1.9
MARIJUANA SALE.....	151	17.8	15.1	15.2	12.8	2.6	1.9
MARIJUANA OTHER.....	2	11.4	11.4	8.1	8.1	3.3	3.3
OTHER OFFENSES.....	1,383	15.5	13.3	12.6	11.2	2.9	2.1
DRIVING UNDER THE INFLUENCE.....	472	14.8	13.8	12.0	11.5	2.8	2.1
ESCAPE.....	42	17.0	10.7	13.4	7.1	3.6	2.5
ARSON.....	17	34.6	27.5	30.6	25.3	4.0	3.3
POSSESSION OF WEAPON.....	739	15.4	13.1	12.7	11.1	2.7	2.0
OTHER OFFENSES.....	113	15.6	13.3	12.1	10.5	3.5	2.9

TABLE 3C  
 TIME SERVED ON PRISON SENTENCE  
 FEMALE PAROLE VIOLATORS RETURNED WITH A NEW TERM (PV-WNT)  
 FIRST RELEASED TO PAROLE BY OFFENSE  
 CALENDAR YEAR 1992

OFFENSE	TOTAL TIME SERVED (MONTHS)			TIME SERVED IN CDC INSTITUTIONS (MONTHS)		TIME IN CUSTODY PRIOR TO CDC (MONTHS)	
	NUMBER	MEAN	MEDIAN*	MEAN	MEDIAN	MEAN	MEDIAN
TOTAL.....	963	15.8	13.2	13.0	11.4	2.8	1.9
VIOLENT OFFENSES.....	58	27.1	19.5	22.6	16.8	4.5	3.0
HOMICIDE.....	2	46.9	46.9	16.5	16.5	30.4	30.4
MURDER 1ST.....	0	0.0	0.0	0.0	0.0	0.0	0.0
MURDER 2ND.....	0	0.0	0.0	0.0	0.0	0.0	0.0
MANSLAUGHTER.....	2	46.9	46.9	16.5	16.5	30.4	30.4
VEHICULAR MANSLAUGHTER.....	0	0.0	0.0	0.0	0.0	0.0	0.0
ROBBERY.....	36	29.8	19.6	26.2	17.1	3.6	3.2
ASSAULT.....	19	20.6	18.1	17.4	16.0	3.2	2.1
ASSAULT WITH DEADLY WEAPON..	15	21.1	18.9	17.7	16.0	3.4	2.6
ATTEMPTED MURDER 1ST.....	0	0.0	0.0	0.0	0.0	0.0	0.0
ATTEMPTED MURDER 2ND.....	0	0.0	0.0	0.0	0.0	0.0	0.0
OTHER ASSAULT/BATTERY.....	4	19.2	16.3	16.6	14.6	2.6	1.5
SEX OFFENSES.....	0	0.0	0.0	0.0	0.0	0.0	0.0
RAPE.....	0	0.0	0.0	0.0	0.0	0.0	0.0
LEWD ACT WITH CHILD.....	0	0.0	0.0	0.0	0.0	0.0	0.0
ORAL COPULATION.....	0	0.0	0.0	0.0	0.0	0.0	0.0
SODOMY.....	0	0.0	0.0	0.0	0.0	0.0	0.0
PENETRATION WITH OBJECT.....	0	0.0	0.0	0.0	0.0	0.0	0.0
OTHER SEX.....	0	0.0	0.0	0.0	0.0	0.0	0.0
KIDNAPPING.....	1	15.2	15.2	4.1	4.1	11.1	11.1

(Continued)

\*The median time served in CDC and prior to CDC may not add to the total median time served because the medians were calculated separately.

TABLE 3C (Continued)  
 TIME SERVED ON PRISON SENTENCE  
 FEMALE PAROLE VIOLATORS RETURNED WITH A NEW TERM (PV-WNT)  
 FIRST RELEASED TO PAROLE BY OFFENSE  
 CALENDAR YEAR 1992

OFFENSE	TOTAL TIME SERVED (MONTHS)			TIME SERVED IN CDC INSTITUTIONS (MONTHS)		TIME IN CUSTODY PRIOR TO CDC (MONTHS)	
	NUMBER	MEAN	MEDIAN*	MEAN	MEDIAN	MEAN	MEDIAN
PROPERTY OFFENSES.....	559	15.1	13.1	12.5	11.4	2.6	1.8
BURGLARY.....	115	18.7	13.6	15.7	11.9	3.0	2.1
BURGLARY 1ST.....	31	30.4	26.7	26.4	23.4	4.0	3.5
BURGLARY 2ND.....	84	14.5	13.1	11.8	11.4	2.7	1.7
THEFT.....	357	13.4	13.0	11.0	11.0	2.4	1.7
GRAND THEFT.....	44	15.4	13.3	13.0	11.8	2.4	1.8
PETTY THEFT WITH PRIOR.....	284	13.2	12.9	10.8	10.9	2.4	1.7
RECEIVING STOLEN PROPERTY.....	29	13.6	13.0	10.8	10.9	2.8	2.0
VEHICLE THEFT.....	22	18.2	18.9	15.9	16.7	2.3	1.7
FORGERY/FRAUD.....	55	16.3	13.8	13.6	11.9	2.7	1.9
OTHER PROPERTY.....	10	13.0	11.3	11.2	9.8	1.8	1.7
DRUG OFFENSES.....	320	15.2	13.1	12.3	10.8	2.9	2.1
CS POSSESSION.....	215	12.2	11.1	9.6	8.6	2.6	1.8
CS POSSESSION FOR SALE.....	58	19.6	19.2	16.1	15.5	3.5	2.6
CS SALE.....	31	26.3	27.1	22.6	18.2	3.7	3.1
CS MANUFACTURING.....	1	31.7	31.7	26.7	26.7	5.0	5.0
CS OTHER.....	10	17.8	13.2	14.9	11.5	2.9	2.1
MARIJUANA POSSESSION.....	0	0.0	0.0	0.0	0.0	0.0	0.0
MARIJUANA POSS. FOR SALE.....	2	13.5	13.5	12.0	12.0	1.5	1.5
MARIJUANA SALE.....	3	16.1	14.7	14.7	13.6	1.4	1.2
MARIJUANA OTHER.....	0	0.0	0.0	0.0	0.0	0.0	0.0
OTHER OFFENSES.....	26	12.4	12.9	10.1	10.0	2.3	1.8
DRIVING UNDER THE INFLUENCE.....	8	12.6	13.1	9.8	10.8	2.8	2.3
ESCAPE.....	4	9.8	10.7	8.9	9.4	0.9	0.8
ARSON.....	0	0.0	0.0	0.0	0.0	0.0	0.0
POSSESSION OF WEAPON.....	8	12.0	12.5	9.2	9.2	2.8	2.4
OTHER OFFENSES.....	6	14.5	11.7	12.6	10.2	1.9	1.4