

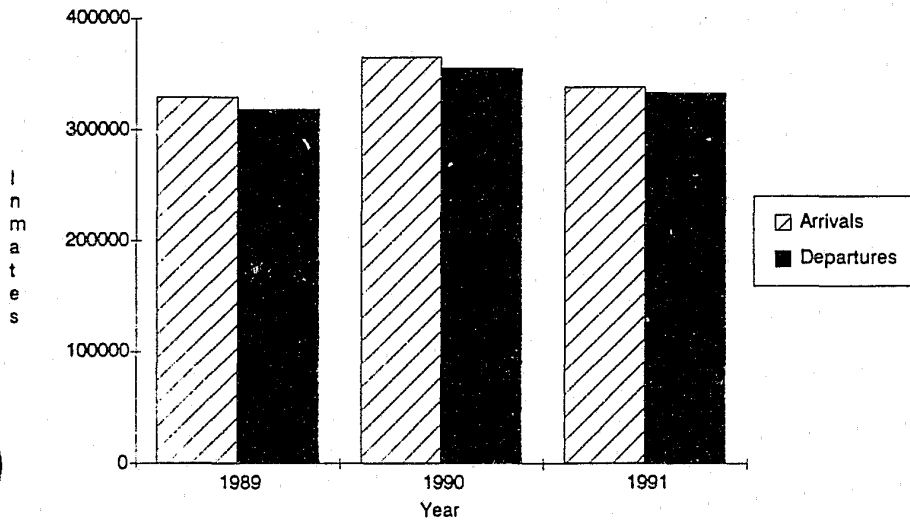
143748



# MOVEMENT OF PRISON POPULATION

## Calendar Year 1991

Arrivals and Departures for  
Calendar Year 1989, 1990 and 1991



Department of Corrections

Administrative Services Division

Offender Information Services Branch

Estimates and Statistical Analysis Section

Data Analysis Unit

Sacramento, California  
1992

143748

# STATE OF CALIFORNIA

## YOUTH AND ADULT CORRECTIONAL AGENCY

**JOE SANDOVAL**  
*Agency Secretary*

**CRAIG L. BROWN**  
*Undersecretary*

## DEPARTMENT OF CORRECTIONS

**JAMES H. GOMEZ**  
*Director*

**ROBERT H. DENNINGER**  
*Chief Deputy Director*

**JAMES E. TILTON**  
*Deputy Director*

**RICHARD S. WELCH**  
*Chief, Offender Information Services Branch*

**GERALD E. BECKETT**  
*Chief, Estimates And Statistical Analysis Section*

**PENNY O'DANIEL**  
*Manager, Data Analysis Unit*

**RICHARD A. BASS**  
*Research Analyst II*

**PAULA BURBACH**  
*Staff Services Analyst*

**DOREEN K. BARTON**  
*Associate Governmental Program Analyst*

**LAVERNE LOW-NAKASHIMA**  
*Research Analyst II*

1515 S STREET

SACRAMENTO, CA. 95814

TELEPHONE (916) 327-3262

143748

**U.S. Department of Justice  
National Institute of Justice**

This document has been reproduced exactly as received from the person or organization originating it. Points of view or opinions stated in this document are those of the authors and do not necessarily represent the official position or policies of the National Institute of Justice.

Permission to reproduce this copyrighted material has been granted by

California Department of  
Corrections

to the National Criminal Justice Reference Service (NCJRS).

Further reproduction outside of the NCJRS system requires permission of the copyright owner.

---

## MOVEMENT OF PRISON POPULATION

---

### TABLE OF CONTENTS

	Page
Highlights . . . . .	3
Total Institution Population Movements . . . . .	4
Male Institution Population Movements . . . . .	5
Institutions . . . . .	6
Reception Centers . . . . .	31
Community Correctional Centers . . . . .	41
Female Institution Population Movements . . . . .	45
Institutions . . . . .	46
Reception Centers . . . . .	52
Community Correctional Centers . . . . .	55

### Contact Persons:

**Richard A. Bass**

*Research Analyst II*  
(916) 322-8306  
ATSS 492-8306

**Doreen K. Barton**

*Associate Governmental Program Analyst*  
(916) 324-8428  
ATSS 454-8428

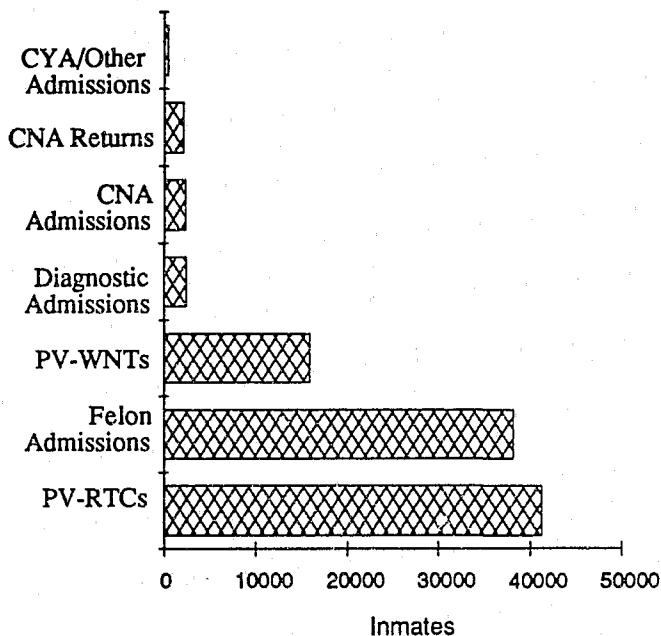
## MOVEMENT OF PRISON POPULATION

During Calendar Year 1991, there were:

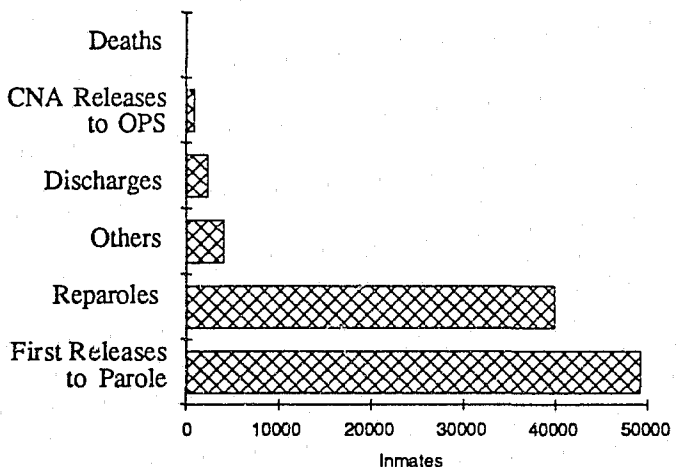
### ARRIVALS

- 38,253 new felon admissions received from court.
- 2,191 new civil narcotic addict (CNA) admissions received from court.
- 2,425 county diagnostic cases received.
- 41,334 felon parole violators returned to custody (PV-RTCs) and parole violators returned pending revocation.
- 16,010 parole violators returned with a new term from court (PV-WNTs).
- 496 escape returns to CDC institutions.
- 2,504 outpatients returned to custody to finish term or with a new civil commitment.

Arrival Type  
 Calendar Year 1991



Type of Departure  
 Calendar Year 1991



### DEPARTURES

- 89,124 felon inmates were released to parole from CDC institutions and temporary release status.
  - 49,204 were first releases to parole.
  - 39,920 were reparaoled.
- 2,364 county diagnostic cases were discharged from CDC institutions.
- 934 inmates escaped from CDC institutions and community correctional centers.
- 133 inmates died in CDC institutions.
- 4,060 civil narcotic addicts were released to outpatient status (OPS).

Total Institution Population Movements

Calendar Year 1991

Movement	Total	Felon	Commitment Type					Youth Author.	County Diag- nostic
			Safe- keeper	Civil Narc. Addict	Federal Cases	From Other States			
Population: Jan 1, 1991	97,309	94,122	28	2,723	8	39	4	385	
<b>TOTAL ARRIVALS</b>	<b>368,067</b>	<b>353,974</b>	<b>57</b>	<b>10,377</b>	<b>3</b>	<b>61</b>	<b>3</b>	<b>3,592</b>	
Institution Transfers	251,059	245,066	6	4,800	3	50	1	1,133	
New Admissions	42,921	38,253	40	2,191	0	10	2	2,425	
Parole Returns	59,848	57,344	0	2,504	0	0	0	0	
PV-RTC and DPRTFT	9,308	6,853	0	2,455	0	0	0	0	
PV-WNT and DPRTFT	16,059	16,010	0	49	0	0	0	0	
Pending Revocation	34,481	34,481	0	0	0	0	0	0	
Psychiatric Returns	0	0	0	0	0	0	0	0	
CYA Supv. Parole Returns	393	393	0	0	0	0	0	0	
Other Arrivals	13,846	12,918	11	882	0	1	0	34	
Fed/Other State/CYA	382	381	0	1	0	0	0	0	
Escape	496	494	0	2	0	0	0	0	
Court	8,338	7,958	11	344	0	0	0	25	
Jail	1,283	1,283	0	0	0	0	0	0	
Hospital/Medical	2,684	2,530	0	145	0	1	0	8	
Temp. Community Release	25	23	0	1	0	0	0	1	
Other	638	249	0	389	0	0	0	0	
<b>TOTAL DEPARTURES</b>	<b>363,089</b>	<b>349,080</b>	<b>50</b>	<b>10,348</b>	<b>4</b>	<b>60</b>	<b>5</b>	<b>3,542</b>	
Institution Transfers	251,059	245,066	6	4,800	3	50	1	1,133	
Paroled	89,564	85,503	0	4,060	0	1	0	0	
First Release to Parole	50,945	46,884	0	4,060	0	1	0	0	
Reparole	38,619	38,619	0	0	0	0	0	0	
Released to CYA Parole	179	179	0	0	0	0	0	0	
Discharged	4,151	1,365	26	386	1	5	4	2,364	
Died	133	131	0	1	0	0	0	1	
Other Departures	18,003	16,836	18	1,101	0	4	0	44	
Fed/Other State/CYA	76	75	0	0	0	1	0	0	
Escape	934	932	0	2	0	0	0	0	
Court	9,512	8,918	16	545	0	2	0	32	
Jail	2,760	2,758	2	0	0	0	0	0	
Hospital/Medical	2,794	2,636	0	147	0	1	0	10	
Temp. Community Release	32	30	0	1	0	0	0	1	
Other	1,894	1,487	0	406	0	0	0	1	
Net Received-Released	4,978	4,894	7	29	-1	1	-2	50	
Uncategorized Moves	-479	-501	-3	27	-1	4	0	-5	
Population: Dec 31, 1991	101,808	98,515	32	2,779	6	44	2	430	
Departures from Temp. Leave	3,954	3,823	7	118	0	0	2	4	
Paroled	3,629	3,621	0	8	0	0	0	0	
First Release to Parole	2,328	2,320	0	8	0	0	0	0	
Reparole	1,301	1,301	0	0	0	0	0	0	
Discharged	282	160	7	109	0	0	2	4	
Died	43	42	0	1	0	0	0	0	

Report # MOVE - 5

Male Institution Population Movements

Calendar Year 1991

Movement	Total	Felon	Commitment Type					Youth Author.	County Diag- nostic
			Safe- keeper	Civil Narc. Addict	Federal Cases	From Other States			
Population: Jan 1, 1991	90,807	88,264	28	2,127	6	38	3	341	
<b>TOTAL ARRIVALS</b>	<b>338,852</b>	<b>327,413</b>	<b>49</b>	<b>8,082</b>	<b>2</b>	<b>56</b>	<b>3</b>	<b>3,247</b>	
Institution Transfers	232,971	228,099	6	3,756	2	47	1	1,060	
New Admissions	38,723	34,786	37	1,732	0	8	2	2,158	
Parole Returns	54,915	53,017	0	1,898	0	0	0	0	
PV-RTC and OPRTFT	8,140	6,277	0	1,863	0	0	0	0	
PV-WNT and OPRTFT	15,029	14,994	0	35	0	0	0	0	
Pending Revocation	31,746	31,746	0	0	0	0	0	0	
Psychiatric Returns	0	0	0	0	0	0	0	0	
CYA Supv. Parole Returns	385	385	0	0	0	0	0	0	
<b>Other Arrivals</b>	<b>11,858</b>	<b>11,126</b>	<b>6</b>	<b>596</b>	<b>0</b>	<b>1</b>	<b>0</b>	<b>29</b>	
Fed/Other State/CYA	368	367	0	1	0	0	0	0	
Escape	464	464	0	0	0	0	0	0	
Court	7,224	6,946	6	248	0	0	0	24	
Jail	1,205	1,205	0	0	0	0	0	0	
Hospital/Medical	1,963	1,901	0	57	0	1	0	4	
Temp. Community Release	23	21	0	1	0	0	0	1	
Other	611	222	0	389	0	0	0	0	
<b>TOTAL DEPARTURES</b>	<b>333,704</b>	<b>322,364</b>	<b>43</b>	<b>8,043</b>	<b>3</b>	<b>57</b>	<b>4</b>	<b>3,190</b>	
Institution Transfers	232,971	228,099	6	3,756	2	47	1	1,060	
Paroled	81,034	77,955	0	3,078	0	1	0	0	
First Release to Parole	45,624	42,545	0	3,078	0	1	0	0	
Reparole	35,410	35,410	0	0	0	0	0	0	
Released to CYA Parole	172	172	0	0	0	0	0	0	
Discharged	3,698	1,257	24	313	1	5	3	2,095	
Died	128	127	0	0	0	0	0	1	
<b>Other Departures</b>	<b>15,701</b>	<b>14,754</b>	<b>13</b>	<b>896</b>	<b>0</b>	<b>4</b>	<b>0</b>	<b>34</b>	
Fed/Other State/CYA	71	70	0	0	0	1	0	0	
Escape	865	865	0	0	0	0	0	0	
Court	8,286	7,815	11	430	0	2	0	28	
Jail	2,574	2,572	2	0	0	0	0	0	
Hospital/Medical	2,043	1,979	0	59	0	1	0	4	
Temp. Community Release	29	27	0	1	0	0	0	1	
Other	1,833	1,426	0	406	0	0	0	1	
Net Received-Released	5,148	5,049	6	39	-1	-1	-1	57	
Uncategorized Moves	-449	-476	-2	26	-1	4	0	0	
Population: Dec 31, 1991	95,506	92,837	32	2,192	4	41	2	398	
Departures from Temp. Leave	3,667	3,552	5	106	0	0	2	2	
Paroled	3,376	3,369	0	7	0	0	0	0	
First Release to Parole	2,186	2,179	0	7	0	0	0	0	
Reparole	1,190	1,190	0	0	0	0	0	0	
Discharged	256	149	5	98	0	0	2	2	
Died	35	34	0	1	0	0	0	0	

Report # MOVE - 5

Male Institution Population Movements

AVENAL STATE PRISON - AVENAL  
 Calendar Year 1991

Movement	Total	Felon	Commitment Type
			Civil Narc. Addict
Population: Jan 1, 1991	3,398	3,398	0
<b>TOTAL ARRIVALS</b>	<b>8,837</b>	<b>8,834</b>	<b>3</b>
Institution Transfers	8,412	8,411	1
New Admissions	2	0	2
Parole Returns	0	0	0
PV-RTC and OPRTFT	0	0	0
PV-WNT and OPRTFT	0	0	0
Pending Revocation	0	0	0
Psychiatric Returns	0	0	0
CYA Supv. Parole Returns	0	0	0
Other Arrivals	423	423	0
Fed/Other State/CYA	0	0	0
Escape	2	2	0
Court	248	248	0
Jail	2	2	0
Hospital/Medical	169	169	0
Temp. Community Release	2	2	0
Other	0	0	0
<b>TOTAL DEPARTURES</b>	<b>6,967</b>	<b>6,965</b>	<b>2</b>
Institution Transfers	2,127	2,125	2
Paroled	4,102	4,102	0
First Release to Parole	2,911	2,911	0
Reparole	1,191	1,191	0
Released to CYA Parole	1	1	0
Discharged	45	45	0
Died	0	0	0
Other Departures	692	692	0
Fed/Other State/CYA	0	0	0
Escape	2	2	0
Court	390	390	0
Jail	93	93	0
Hospital/Medical	173	173	0
Temp. Community Release	2	2	0
Other	32	32	0
Net Received-Released	1,870	1,869	1
Uncategorized Moves	-15	-15	0
Population: Dec 31, 1991	5,253	5,252	1
Departures from Temp. Leave	155	155	0
Paroled	151	151	0
First Release to Parole	109	109	0
Reparole	42	42	0
Discharged	4	4	0
Died	0	0	0

Report # MOVE - 5



Male Institution Population Movements

CALIFORNIA CORRECTIONAL CENTER - SUSANVILLE  
 Calendar Year 1991

Movement	Total	Felon	Commitment Type		
			Safe-keeper	Civil Narc. Addict	From Other States
Population: Jan 1, 1991	5,661	5,657	3	0	1
<b>TOTAL ARRIVALS</b>	<b>7,730</b>	<b>7,725</b>	<b>2</b>	<b>2</b>	<b>1</b>
Institution Transfers	7,370	7,368	0	1	1
New Admissions	4	1	2	1	0
Parole Returns	12	12	0	0	0
PV-RTC and OPRTFT	1	1	0	0	0
PV-WNT and OPRTFT	1	1	0	0	0
Pending Revocation	10	10	0	0	0
Psychiatric Returns	0	0	0	0	0
CYA Supv. Parole Returns	0	0	0	0	0
Other Arrivals	344	344	0	0	0
Fed/Other State/CYA	1	1	0	0	0
Escape	9	9	0	0	0
Court	190	190	0	0	0
Jail	99	99	0	0	0
Hospital/Medical	36	36	0	0	0
Temp. Community Release	9	9	0	0	0
Other	0	0	0	0	0
<b>TOTAL DEPARTURES</b>	<b>7,662</b>	<b>7,655</b>	<b>4</b>	<b>2</b>	<b>1</b>
Institution Transfers	3,418	3,416	0	2	0
Paroled	3,656	3,656	0	0	0
First Release to Parole	3,158	3,158	0	0	0
Reparole	498	498	0	0	0
Released to CYA Parole	0	0	0	0	0
Discharged	24	21	2	0	1
Died	1	1	0	0	0
Other Departures	563	561	2	0	0
Fed/Other State/CYA	1	1	0	0	0
Escape	33	33	0	0	0
Court	320	320	0	0	0
Jail	158	156	2	0	0
Hospital/Medical	38	38	0	0	0
Temp. Community Release	9	9	0	0	0
Other	4	4	0	0	0
Net Received-Released	68	70	-2	0	0
Uncategorized Moves	-28	-28	0	0	0
Population: Dec 31, 1991	5,701	5,699	1	0	1
Departures from Temp. Leave	84	84	0	0	0
Paroled	78	78	0	0	0
First Release to Parole	51	51	0	0	0
Reparole	27	27	0	0	0
Discharged	6	6	0	0	0
Died	0	0	0	0	0

Report # MOVE - 5

Male Institution Population Movements

CALIFORNIA CORRECTIONAL INSTITUTION - TEHACHAPI  
 Calendar Year 1991

Movement	Commitment Type			
	Total	Felon	Civil Narc. Addict	From Other States
Population: Jan 1, 1991	2,690	2,690	0	0
<b>TOTAL ARRIVALS</b>	<b>3,752</b>	<b>3,749</b>	<b>2</b>	<b>1</b>
Institution Transfers	3,654	3,652	1	1
New Admissions	1	0	1	0
Parole Returns	0	0	0	0
PV-RTC and OPRTFT	0	0	0	0
PV-WNT and OPRTFT	0	0	0	0
Pending Revocation	0	0	0	0
Psychiatric Returns	0	0	0	0
CYA Supv. Parole Returns	0	0	0	0
Other Arrivals	97	97	0	0
Fed/Other State/CYA	1	1	0	0
Escape	0	0	0	0
Court	72	72	0	0
Jail	0	0	0	0
Hospital/Medical	3	3	0	0
Temp. Community Release	2	2	0	0
Other	19	19	0	0
<b>TOTAL DEPARTURES</b>	<b>4,003</b>	<b>4,002</b>	<b>1</b>	<b>0</b>
Institution Transfers	1,568	1,567	1	0
Paroled	2,040	2,040	0	0
First Release to Parole	1,800	1,800	0	0
Reparole	240	240	0	0
Released to CYA Parole	3	3	0	0
Discharged	14	14	0	0
Died	2	2	0	0
Other Departures	376	376	0	0
Fed/Other State/CYA	1	1	0	0
Escape	1	1	0	0
Court	106	106	0	0
Jail	59	59	0	0
Hospital/Medical	14	14	0	0
Temp. Community Release	2	2	0	0
Other	193	193	0	0
Net Received-Released	-251	-253	1	1
Uncategorized Moves	-48	-48	0	0
Population: Dec 31, 1991	2,391	2,389	1	1
Departures from Temp. Leave	238	238	0	0
Paroled	237	237	0	0
First Release to Parole	224	224	0	0
Reparole	13	13	0	0
Discharged	1	1	0	0
Died	0	0	0	0

Report # MOVE - 5

Male Institution Population Movements

CALIFORNIA CORRECTIONAL INSTITUTION (IVA) - TEHACHAPI  
 Calendar Year 1991

Movement	Total	Felon	Commitment Type	
			Civil Narc. Addict	From Other States
Population: Jan 1, 1991	1,017	1,015	0	2
<b>TOTAL ARRIVALS</b>	<b>3,048</b>	<b>3,046</b>	<b>2</b>	<b>0</b>
Institution Transfers	3,027	3,025	2	0
New Admissions	0	0	0	0
Parole Returns	0	0	0	0
PV-RTC and OPRTFT	0	0	0	0
PV-WNT and OPRTFT	0	0	0	0
Pending Revocation	0	0	0	0
Psychiatric Returns	0	0	0	0
CYA Supv. Parole Returns	0	0	0	0
Other Arrivals	21	21	0	0
Fed/Other State/CYA	0	0	0	0
Escape	0	0	0	0
Court	19	19	0	0
Jail	0	0	0	0
Hospital/Medical	2	2	0	0
Temp. Community Release	0	0	0	0
Other	0	0	0	0
<b>TOTAL DEPARTURES</b>	<b>3,072</b>	<b>3,070</b>	<b>2</b>	<b>0</b>
Institution Transfers	2,913	2,911	2	0
Paroled	118	118	0	0
First Release to Parole	98	98	0	0
Reparole	20	20	0	0
Released to CYA Parole	0	0	0	0
Discharged	2	2	0	0
Died	3	3	0	0
Other Departures	36	36	0	0
Fed/Other State/CYA	0	0	0	0
Escape	0	0	0	0
Court	25	25	0	0
Jail	4	4	0	0
Hospital/Medical	3	3	0	0
Temp. Community Release	0	0	0	0
Other	4	4	0	0
Net Received-Released	-24	-24	0	0
Uncategorized Moves	-2	-2	0	0
Population: Dec 31, 1991	991	989	0	2
Departures from Temp. Leave	6	6	0	0
Paroled	6	6	0	0
First Release to Parole	6	6	0	0
Reparole	0	0	0	0
Discharged	0	0	0	0
Died	0	0	0	0

Report # MOVE - 5

Male Institution Population Movements

CALIFORNIA CORRECTIONAL INSTITUTION (IVB) - TEHACHAPI  
 Calendar Year 1991

Movement	Total	Felon	Commitment Type	
			Civil Narc. Addict	From Other States
Population: Jan 1, 1991	1,066	1,065	0	1
<b>TOTAL ARRIVALS</b>	<b>4,736</b>	<b>4,734</b>	<b>1</b>	<b>1</b>
Institution Transfers	4,652	4,650	1	1
New Admissions	0	0	0	0
Parole Returns	0	0	0	0
PV-RTC and OPRTFT	0	0	0	0
PV-WNT and OPRTFT	0	0	0	0
Pending Revocation	0	0	0	0
Psychiatric Returns	0	0	0	0
CYA Supv. Parole Returns	0	0	0	0
Other Arrivals	84	84	0	0
Fed/Other State/CYA	0	0	0	0
Escape	0	0	0	0
Court	16	16	0	0
Jail	0	0	0	0
Hospital/Medical	68	68	0	0
Temp. Community Release	0	0	0	0
Other	0	0	0	0
<b>TOTAL DEPARTURES</b>	<b>4,759</b>	<b>4,758</b>	<b>1</b>	<b>0</b>
Institution Transfers	4,573	4,572	1	0
Paroled	97	97	0	0
First Release to Parole	65	65	0	0
Reparole	32	32	0	0
Released to CYA Parole	0	0	0	0
Discharged	1	1	0	0
Died	2	2	0	0
Other Departures	86	86	0	0
Fed/Other State/CYA	0	0	0	0
Escape	0	0	0	0
Court	27	27	0	0
Jail	0	0	0	0
Hospital/Medical	58	58	0	0
Temp. Community Release	0	0	0	0
Other	1	1	0	0
Net Received-Released	-23	-24	0	1
Uncategorized Moves	-3	-3	0	0
Population: Dec 31, 1991	1,040	1,038	0	2
Departures from Temp. Leave	2	2	0	0
Paroled	1	1	0	0
First Release to Parole	1	1	0	0
Reparole	0	0	0	0
Discharged	0	0	0	0
Died	1	1	0	0

Report # MOVE - 5

Male Institution Population Movements

CALIFORNIA INSTITUTION FOR MEN (MINIMUM) - CHINO  
 Calendar Year 1991

Movement	Total	Felon	Commitment Type		
			Safe-keeper	Civil Narc. Addict	County Diagnostic
Population: Jan 1, 1991	2,170	2,168	1	1	0
<b>TOTAL ARRIVALS</b>	<b>11,376</b>	<b>11,179</b>	<b>0</b>	<b>78</b>	<b>119</b>
Institution Transfers	11,158	10,963	0	78	117
New Admissions	0	0	0	0	0
Parole Returns	0	0	0	0	0
PV-RTC and OPRTFT	0	0	0	0	0
PV-WNT and OPRTFT	0	0	0	0	0
Pending Revocation	0	0	0	0	0
Psychiatric Returns	0	0	0	0	0
CYA Supv. Parole Returns	0	0	0	0	0
Other Arrivals	218	216	0	0	2
Fed/Other State/CYA	0	0	0	0	0
Escape	1	1	0	0	0
Court	94	94	0	0	0
Jail	0	0	0	0	0
Hospital/Medical	123	121	0	0	2
Temp. Community Release	0	0	0	0	0
Other	0	0	0	0	0
<b>TOTAL DEPARTURES</b>	<b>11,671</b>	<b>11,477</b>	<b>0</b>	<b>75</b>	<b>119</b>
Institution Transfers	8,493	8,302	0	74	117
Paroled	2,638	2,637	0	1	0
First Release to Parole	1,605	1,604	0	1	0
Reparole	1,033	1,033	0	0	0
Released to CYA Parole	2	2	0	0	0
Discharged	29	29	0	0	0
Died	23	22	0	0	1
Other Departures	486	485	0	0	1
Fed/Other State/CYA	0	0	0	0	0
Escape	1	1	0	0	0
Court	133	133	0	0	0
Jail	152	152	0	0	0
Hospital/Medical	100	99	0	0	1
Temp. Community Release	1	1	0	0	0
Other	99	99	0	0	0
Net Received-Released	-295	-298	0	3	0
Uncategorized Moves	-19	-19	0	0	0
Population: Dec 31, 1991	1,856	1,851	1	4	0
Departures from Temp. Leave	273	273	0	0	0
Paroled	268	268	0	0	0
First Release to Parole	202	202	0	0	0
Reparole	66	66	0	0	0
Discharged	2	2	0	0	0
Died	3	3	0	0	0

Report # MOVE - 5

Male Institution Population Movements

CALIFORNIA MEN'S COLONY EAST - SAN LUIS OBISPO  
 Calendar Year 1991

Movement	Total	Felon	Commitment Type		
			Civil Narc. Addict	Federal Cases	From Other States
Population: Jan 1, 1991	3,858	3,855	0	1	2
<b>TOTAL ARRIVALS</b>	<b>4,025</b>	<b>4,016</b>	<b>6</b>	<b>0</b>	<b>3</b>
Institution Transfers	3,819	3,810	5	0	3
New Admissions	0	0	0	0	0
Parole Returns	8	8	0	0	0
PV-RTC and OPRTFT	1	1	0	0	0
PV-WNT and OPRTFT	3	3	0	0	0
Pending Revocation	4	4	0	0	0
Psychiatric Returns	0	0	0	0	0
CYA Supv. Parole Returns	0	0	0	0	0
Other Arrivals	198	198	0	0	0
Fed/Other State/CYA	3	3	0	0	0
Escape	1	1	0	0	0
Court	72	72	0	0	0
Jail	0	0	0	0	0
Hospital/Medical	122	122	0	0	0
Temp. Community Release	0	0	0	0	0
Other	0	0	0	0	0
<b>TOTAL DEPARTURES</b>	<b>3,968</b>	<b>3,959</b>	<b>6</b>	<b>0</b>	<b>3</b>
Institution Transfers	2,034	2,029	3	0	2
Paroled	1,597	1,597	0	0	0
First Release to Parole	1,105	1,105	0	0	0
Reparole	492	492	0	0	0
Released to CYA Parole	4	4	0	0	0
Discharged	35	31	3	0	1
Died	12	12	0	0	0
Other Departures	286	286	0	0	0
Fed/Other State/CYA	2	2	0	0	0
Escape	1	1	0	0	0
Court	103	103	0	0	0
Jail	33	33	0	0	0
Hospital/Medical	114	114	0	0	0
Temp. Community Release	0	0	0	0	0
Other	33	33	0	0	0
Net Received-Released	57	57	0	0	0
Uncategorized Moves	-38	-37	0	-1	0
Population: Dec 31, 1991	3,877	3,875	0	0	2
Departures from Temp. Leave	85	85	0	0	0
Paroled	78	78	0	0	0
First Release to Parole	57	57	0	0	0
Reparole	21	21	0	0	0
Discharged	3	3	0	0	0
Died	4	4	0	0	0

Report # MOVE - 5

Male Institution Population Movements

CALIFORNIA MEN'S COLONY WEST - SAN LUIS OBISPO  
 Calendar Year 1991

Movement	Commitment Type		
	Total	Felon	Civil Narc. Addict
Population: Jan 1, 1991	2,880	2,880	0
<b>TOTAL ARRIVALS</b>	<b>4,401</b>	<b>4,399</b>	<b>2</b>
Institution Transfers	4,295	4,293	2
New Admissions	0	0	0
Parole Returns	0	0	0
PV-RTC and OPRTFT	0	0	0
PV-WNT and OPRTFT	0	0	0
Pending Revocation	0	0	0
Psychiatric Returns	0	0	0
CYA Supv. Parole Returns	0	0	0
Other Arrivals	106	106	0
Fed/Other State/CYA	0	0	0
Escape	0	0	0
Court	98	98	0
Jail	0	0	0
Hospital/Medical	8	8	0
Temp. Community Release	0	0	0
Other	0	0	0
<b>TOTAL DEPARTURES</b>	<b>4,531</b>	<b>4,529</b>	<b>2</b>
Institution Transfers	1,732	1,730	2
Paroled	2,350	2,350	0
First Release to Parole	1,825	1,825	0
Reparole	525	525	0
Released to CYA Parole	0	0	0
Discharged	23	23	0
Died	1	1	0
Other Departures	425	425	0
Fed/Other State/CYA	1	1	0
Escape	4	4	0
Court	151	151	0
Jail	81	81	0
Hospital/Medical	8	8	0
Temp. Community Release	0	0	0
Other	180	180	0
Net Received-Released	-130	-130	0
Uncategorized Moves	-21	-21	0
Population: Dec 31, 1991	2,729	2,729	0
Departures from Temp. Leave	276	276	0
Paroled	267	267	0
First Release to Parole	242	242	0
Reparole	25	25	0
Discharged	9	9	0
Died	0	0	0

Report # MOVE - 5

Male Institution Population Movements

CALIFORNIA MEDICAL FACILITY - VACAVILLE  
 Calendar Year 1991

Movement	Commitment Type							
	Total	Felon	Safe-keeper	Civil Narc. Addict	Federal Cases	From Other States	Youth Author.	County Diagnostic
Population: Jan 1, 1991	2,966	2,951	1	2	1	3	0	8
<b>TOTAL ARRIVALS</b>	<b>5,934</b>	<b>5,819</b>	<b>1</b>	<b>8</b>	<b>1</b>	<b>8</b>	<b>1</b>	<b>96</b>
Institution Transfers	5,584	5,471	0	8	1	8	1	95
New Admissions	2	1	1	0	0	0	0	0
Parole Returns	10	10	0	0	0	0	0	0
PV-RTC and OPRTFT	4	4	0	0	0	0	0	0
PV-WNT and OPRTFT	0	0	0	0	0	0	0	0
Pending Revocation	6	6	0	0	0	0	0	0
Psychiatric Returns	0	0	0	0	0	0	0	0
CYA Supv. Parole Returns	0	0	0	0	0	0	0	0
Other Arrivals	338	337	0	0	0	0	0	1
Fed/Other State/CYA	1	1	0	0	0	0	0	0
Escape	4	4	0	0	0	0	0	0
Court	186	186	0	0	0	0	0	0
Jail	1	1	0	0	0	0	0	0
Hospital/Medical	146	145	0	0	0	0	0	1
Temp. Community Release	0	0	0	0	0	0	0	0
Other	0	0	0	0	0	0	0	0
<b>TOTAL DEPARTURES</b>	<b>6,041</b>	<b>5,926</b>	<b>0</b>	<b>9</b>	<b>1</b>	<b>11</b>	<b>0</b>	<b>94</b>
Institution Transfers	3,547	3,484	0	8	1	8	0	46
Paroled	1,888	1,888	0	0	0	0	0	0
First Release to Parole	1,136	1,136	0	0	0	0	0	0
Reparole	752	752	0	0	0	0	0	0
Released to CYA Parole	1	1	0	0	0	0	0	0
Discharged	97	45	0	1	0	3	0	48
Died	54	54	0	0	0	0	0	0
Other Departures	454	454	0	0	0	0	0	0
Fed/Other State/CYA	0	0	0	0	0	0	0	0
Escape	1	1	0	0	0	0	0	0
Court	238	238	0	0	0	0	0	0
Jail	26	26	0	0	0	0	0	0
Hospital/Medical	165	165	0	0	0	0	0	0
Temp. Community Release	0	0	0	0	0	0	0	0
Other	24	24	0	0	0	0	0	0
Net Received-Released	-107	-107	1	-1	0	-3	1	2
Uncategorized Moves	-30	-27	0	0	0	0	0	-3
Population: Dec 31, 1991	2,829	2,817	2	1	1	0	1	7
Departures from Temp. Leave	94	94	0	0	0	0	0	0
Paroled	83	83	0	0	0	0	0	0
First Release to Parole	52	52	0	0	0	0	0	0
Reparole	31	31	0	0	0	0	0	0
Discharged	3	3	0	0	0	0	0	0
Died	8	8	0	0	0	0	0	0

Report # MOVE - 5



Male Institution Population Movements

CALIFORNIA MEDICAL FACILITY SOUTH - VACAVILLE  
 Calendar Year 1991

Movement	Commitment Type			
	Total	Felon	Civil Narc. Addict	From Other States
Population: Jan 1, 1991	4,159	4,155	0	4
<b>TOTAL ARRIVALS</b>	<b>4,573</b>	<b>4,566</b>	<b>2</b>	<b>5</b>
Institution Transfers	4,267	4,261	2	4
New Admissions	0	0	0	0
Parole Returns	2	2	0	0
PV-RTC and OPRTFT	1	1	0	0
PV-WNT and OPRTFT	1	1	0	0
Pending Revocation	0	0	0	0
Psychiatric Returns	0	0	0	0
CYA Supv. Parole Returns	0	0	0	0
Other Arrivals	304	303	0	1
Fed/Other State/CYA	1	1	0	0
Escape	0	0	0	0
Court	260	260	0	0
Jail	0	0	0	0
Hospital/Medical	43	42	0	1
Temp. Community Release	0	0	0	0
Other	0	0	0	0
<b>TOTAL DEPARTURES</b>	<b>4,374</b>	<b>4,370</b>	<b>1</b>	<b>3</b>
Institution Transfers	1,468	1,467	0	1
Paroled	2,401	2,401	0	0
First Release to Parole	1,864	1,864	0	0
Reparole	537	537	0	0
Released to CYA Parole	0	0	0	0
Discharged	15	14	1	0
Died	2	2	0	0
Other Departures	488	486	0	2
Fed/Other State/CYA	0	0	0	0
Escape	0	0	0	0
Court	314	313	0	1
Jail	58	58	0	0
Hospital/Medical	43	42	0	1
Temp. Community Release	0	0	0	0
Other	73	73	0	0
Net Received-Released	199	196	1	2
Uncategorized Moves	-43	-43	0	0
Population: Dec 31, 1991	4,315	4,308	1	6
Departures from Temp. Leave	149	149	0	0
Paroled	143	143	0	0
First Release to Parole	118	118	0	0
Reparole	25	25	0	0
Discharged	6	6	0	0
Died	0	0	0	0

Report # MOVE - 5

Male Institution Population Movements

CALIFORNIA REHABILITATION CENTER - NORCO  
 Calendar Year 1991

Movement	Total	Felon	Commitment Type	
			Civil Narc. Addict	From Other States
Population: Jan 1, 1991	3,487	1,454	2,032	1
<b>TOTAL RECEIVED</b>	<b>9,025</b>	<b>3,853</b>	<b>5,171</b>	<b>1</b>
Transfers in	5,138	3,360	1,777	1
New Admissions	1,357	24	1,333	0
Parole Returns	1,709	252	1,457	0
PRTC and OPRTFT	1,677	246	1,431	0
PWNT and OPRWNT	32	6	26	0
Pending Revocation	0	0	0	0
Psychiatric Returns	0	0	0	0
CYA Parole Returns	2	2	0	0
Other Admissions>Returns	819	215	604	0
Fed/State/CYA	0	0	0	0
Escape	0	0	0	0
Court	273	114	159	0
Jail	4	4	0	0
Hospital/Medical	105	50	55	0
Temp. Community Leave	1	0	1	0
Other	436	47	389	0
<b>TOTAL RELEASED</b>	<b>9,241</b>	<b>3,643</b>	<b>5,597</b>	<b>1</b>
Transfers out	2,315	772	1,542	1
Paroled	5,344	2,271	3,073	0
First Parole	3,759	686	3,073	0
Re-Parole	1,585	1,585	0	0
Released to CYA Parole	5	5	0	0
Discharged	354	187	167	0
Died	0	0	0	0
Other Releases	1,223	408	815	0
Fed/State/CYA	0	0	0	0
Escape	0	0	0	0
Court	516	164	352	0
Jail	59	59	0	0
Hospital/Medical	109	52	57	0
Temp. Community Leave	1	0	1	0
Other	538	133	405	0
Net Received-Released	-216	210	-426	0
Uncategorized Moves	14	-9	23	0
Population: Dec 31, 1991	3,285	1,655	1,629	1
Departures from Temp. Release	246	172	74	0
Paroled	169	164	5	0
First Parole	75	70	5	0
Re-Parole	94	94	0	0
Discharged	75	7	68	0
Died	2	1	1	0

Report # MOVE - 5

Male Institution Population Movements

CALIFORNIA STATE PRISON, CORCORAN - CORCORAN  
 Calendar Year 1991

Movement	Commitment Type			
	Total	Felon	Civil Narc. Addict	From Other States
Population: Jan 1, 1991	5,551	5,549	0	2
<b>TOTAL ARRIVALS</b>	<b>7,658</b>	<b>7,647</b>	<b>10</b>	<b>1</b>
Institution Transfers	7,284	7,273	10	1
New Admissions	0	0	0	0
Parole Returns	1	1	0	0
PV-RTC and OPRTFT	0	0	0	0
PV-WNT and OPRTFT	0	0	0	0
Pending Revocation	1	1	0	0
Psychiatric Returns	0	0	0	0
CYA Supv. Parole Returns	0	0	0	0
Other Arrivals	373	373	0	0
Fed/Other State/CYA	0	0	0	0
Escape	1	1	0	0
Court	202	202	0	0
Jail	1	1	0	0
Hospital/Medical	167	167	0	0
Temp. Community Release	2	2	0	0
Other	0	0	0	0
<b>TOTAL DEPARTURES</b>	<b>8,017</b>	<b>8,005</b>	<b>10</b>	<b>2</b>
Institution Transfers	2,893	2,882	10	1
Paroled	4,389	4,388	0	1
First Release to Parole	2,240	2,239	0	1
Reparole	2,149	2,149	0	0
Released to CYA Parole	2	2	0	0
Discharged	110	110	0	0
Died	2	2	0	0
Other Departures	621	621	0	0
Fed/Other State/CYA	1	1	0	0
Escape	0	0	0	0
Court	338	338	0	0
Jail	97	97	0	0
Hospital/Medical	171	171	0	0
Temp. Community Release	2	2	0	0
Other	12	12	0	0
Net Received-Released	-359	-358	0	-1
Uncategorized Moves	-32	-32	0	0
Population: Dec 31, 1991	5,160	5,159	0	1
Departures from Temp. Leave	154	154	0	0
Paroled	143	143	0	0
First Release to Parole	52	52	0	0
Reparole	91	91	0	0
Discharged	11	11	0	0
Died	0	0	0	0

Report # MOVE - 5

Male Institution Population Movements

CALIFORNIA STATE PRISON, FOLSOM - REPRESA  
 Calendar Year 1991

Movement	Total	Felon	Commitment Type			
			Safe-keeper	Civil Narc. Addict	Federal Cases	From Other States
Population: Jan 1, 1991	3,164	3,158	2	0	2	4
<b>TOTAL ARRIVALS</b>	<b>14,912</b>	<b>14,893</b>	<b>5</b>	<b>9</b>	<b>0</b>	<b>5</b>
Institution Transfers	13,974	13,960	0	9	0	5
New Admissions	6	1	5	0	0	0
Parole Returns	290	290	0	0	0	0
PV-RTC and OPRTFT	1	1	0	0	0	0
PV-WNT and OPRTFT	0	0	0	0	0	0
Pending Revocation	289	289	0	0	0	0
Psychiatric Returns	0	0	0	0	0	0
CYA Supv. Parole Returns	0	0	0	0	0	0
Other Arrivals	642	642	0	0	0	0
Fed/Other State/CYA	23	23	0	0	0	0
Escape	12	12	0	0	0	0
Court	332	332	0	0	0	0
Jail	0	0	0	0	0	0
Hospital/Medical	275	275	0	0	0	0
Temp. Community Release	0	0	0	0	0	0
Other	0	0	0	0	0	0
<b>TOTAL DEPARTURES</b>	<b>14,553</b>	<b>14,533</b>	<b>6</b>	<b>9</b>	<b>0</b>	<b>5</b>
Institution Transfers	12,884	12,875	0	4	0	5
Paroled	1,094	1,093	0	1	0	0
First Release to Parole	823	822	0	1	0	0
Reparole	271	271	0	0	0	0
Released to CYA Parole	0	0	0	0	0	0
Discharged	15	12	2	1	0	0
Died	5	5	0	0	0	0
Other Departures	555	548	4	3	0	0
Fed/Other State/CYA	2	2	0	0	0	0
Escape	0	0	0	0	0	0
Court	209	202	4	3	0	0
Jail	19	19	0	0	0	0
Hospital/Medical	188	188	0	0	0	0
Temp. Community Release	0	0	0	0	0	0
Other	137	137	0	0	0	0
Net Received-Released	359	360	-1	0	0	0
Uncategorized Moves	1	1	0	0	0	0
Population: Dec 31, 1991	3,524	3,517	1	0	2	4
Departures from Temp. Leave	169	165	3	1	0	0
Paroled	159	159	0	0	0	0
First Release to Parole	135	135	0	0	0	0
Reparole	24	24	0	0	0	0
Discharged	6	2	3	1	0	0
Died	4	4	0	0	0	0

Report # MOVE - 5

Male Institution Population Movements

CHUCKAWALLA VALLEY STATE PRISON - BLYTHE  
 Calendar Year 1991

Movement	Total	Felon	Commitment Type	
			Civil Narc. Addict	From Other States
Population: Jan 1, 1991	3,122	3,121	0	1
<b>TOTAL ARRIVALS</b>	<b>5,326</b>	<b>5,325</b>	<b>1</b>	<b>0</b>
Institution Transfers	5,149	5,148	1	0
New Admissions	0	0	0	0
Parole Returns	1	1	0	0
PV-RTC and OPRTFT	1	1	0	0
PV-WNT and OPRTFT	0	0	0	0
Pending Revocation	0	0	0	0
Psychiatric Returns	0	0	0	0
CYA Supv. Parole Returns	0	0	0	0
Other Arrivals	176	176	0	0
Fed/Other State/CYA	1	1	0	0
Escape	1	1	0	0
Court	134	134	0	0
Jail	0	0	0	0
Hospital/Medical	40	40	0	0
Temp. Community Release	0	0	0	0
Other	0	0	0	0
<b>TOTAL DEPARTURES</b>	<b>5,291</b>	<b>5,290</b>	<b>1</b>	<b>0</b>
Institution Transfers	2,055	2,054	1	0
Paroled	2,845	2,845	0	0
First Release to Parole	1,969	1,969	0	0
Reparole	876	876	0	0
Released to CYA Parole	0	0	0	0
Discharged	29	29	0	0
Died	2	2	0	0
Other Departures	360	360	0	0
Fed/Other State/CYA	1	1	0	0
Escape	0	0	0	0
Court	206	206	0	0
Jail	81	81	0	0
Hospital/Medical	55	55	0	0
Temp. Community Release	0	0	0	0
Other	17	17	0	0
Net Received-Released	35	35	0	0
Uncategorized Moves	-21	-21	0	0
Population: Dec 31, 1991	3,136	3,135	0	1
Departures from Temp. Leave	128	128	0	0
Paroled	122	122	0	0
First Release to Parole	72	72	0	0
Reparole	50	50	0	0
Discharged	4	4	0	0
Died	2	2	0	0

Report # MOVE - 5

Male Institution Population Movements

CORRECTIONAL TRAINING FACILITY - CENTRAL - SOLEDAD  
 Calendar Year 1991

Movement	Total	Felon	Commitment Type		
			Civil Narc. Addict	From Other States	Youth Author.
Population: Jan 1, 1991	2,828	2,823	0	4	1
<b>TOTAL ARRIVALS</b>	<b>9,737</b>	<b>9,580</b>	<b>154</b>	<b>3</b>	<b>0</b>
Institution Transfers	9,469	9,312	154	3	0
New Admissions	0	0	0	0	0
Parole Returns	1	1	0	0	0
PV-RTC and OPRTFT	1	1	0	0	0
PV-WNT and OPRTFT	0	0	0	0	0
Pending Revocation	0	0	0	0	0
Psychiatric Returns	0	0	0	0	0
CYA Supv. Parole Returns	0	0	0	0	0
Other Arrivals	267	267	0	0	0
Fed/Other State/CYA	0	0	0	0	0
Escape	1	1	0	0	0
Court	194	194	0	0	0
Jail	2	2	0	0	0
Hospital/Medical	70	70	0	0	0
Temp. Community Release	0	0	0	0	0
Other	0	0	0	0	0
<b>TOTAL DEPARTURES</b>	<b>9,855</b>	<b>9,697</b>	<b>154</b>	<b>3</b>	<b>1</b>
Institution Transfers	8,236	8,079	154	2	1
Paroled	1,345	1,345	0	0	0
First Release to Parole	971	971	0	0	0
Reparole	374	374	0	0	0
Released to CYA Parole	0	0	0	0	0
Discharged	14	14	0	0	0
Died	2	2	0	0	0
Other Departures	258	257	0	1	0
Fed/Other State/CYA	0	0	0	0	0
Escape	0	0	0	0	0
Court	115	114	0	1	0
Jail	31	31	0	0	0
Hospital/Medical	72	72	0	0	0
Temp. Community Release	0	0	0	0	0
Other	40	40	0	0	0
Net Received-Released	-118	-117	0	0	-1
Uncategorized Moves	-18	-17	0	-1	0
Population: Dec 31, 1991	2,692	2,689	0	3	0
Departures from Temp. Leave	81	79	0	0	2
Paroled	78	78	0	0	0
First Release to Parole	61	61	0	0	0
Reparole	17	17	0	0	0
Discharged	3	1	0	0	2
Died	0	0	0	0	0

Report # MOVE - 5

Male Institution Population Movements

CORRECTIONAL TRAINING FACILITY - NORTH - SOLEDAD  
 Calendar Year 1991

Movement	Commitment Type			
	Total	Felon	Civil Narc. Addict	From Other States
Population: Jan 1, 1991	2,532	2,532	0	0
<b>TOTAL ARRIVALS</b>	<b>4,423</b>	<b>4,421</b>	<b>1</b>	<b>1</b>
Institution Transfers	4,421	4,419	1	1
New Admissions	0	0	0	0
Parole Returns	0	0	0	0
PV-RTC and OPRTFT	0	0	0	0
PV-WNT and OPRTFT	0	0	0	0
Pending Revocation	0	0	0	0
Psychiatric Returns	0	0	0	0
CYA Supv. Parole Returns	0	0	0	0
Other Arrivals	2	2	0	0
Fed/Other State/CYA	0	0	0	0
Escape	0	0	0	0
Court	0	0	0	0
Jail	1	1	0	0
Hospital/Medical	1	1	0	0
Temp. Community Release	0	0	0	0
Other	0	0	0	0
<b>TOTAL DEPARTURES</b>	<b>4,422</b>	<b>4,420</b>	<b>1</b>	<b>1</b>
Institution Transfers	3,059	3,058	1	0
Paroled	1,177	1,177	0	0
First Release to Parole	803	803	0	0
Reparole	374	374	0	0
Released to CYA Parole	0	0	0	0
Discharged	10	10	0	0
Died	1	1	0	0
Other Departures	175	174	0	1
Fed/Other State/CYA	1	0	0	1
Escape	0	0	0	0
Court	116	116	0	0
Jail	19	19	0	0
Hospital/Medical	5	5	0	0
Temp. Community Release	0	0	0	0
Other	34	34	0	0
Net Received-Released	1	1	0	0
Uncategorized Moves	-33	-33	0	0
Population: Dec 31, 1991	2,500	2,500	0	0
Departures from Temp. Leave	60	60	0	0
Paroled	59	59	0	0
First Release to Parole	50	50	0	0
Reparole	9	9	0	0
Discharged	1	1	0	0
Died	0	0	0	0

Report # MOVE - 5

Male Institution Population Movements

CORRECTIONAL TRAINING FACILITY - SOUTH - SOLEDAD  
 Calendar Year 1991

Commitment Type		
Movement	Total	Felon
Population: Jan 1, 1991	805	805
<b>TOTAL ARRIVALS</b>	<b>1,475</b>	<b>1,475</b>
Institution Transfers	1,474	1,474
New Admissions	0	0
Parole Returns	0	0
PV-RTC and OPRTFT	0	0
PV-WNT and OPRTFT	0	0
Pending Revocation	0	0
Psychiatric Returns	0	0
CYA Supv. Parole Returns	0	0
Other Arrivals	1	1
Fed/Other State/CYA	0	0
Escape	0	0
Court	0	0
Jail	0	0
Hospital/Medical	0	0
Temp. Community Release	0	0
Other	1	1
<b>TOTAL DEPARTURES</b>	<b>1,508</b>	<b>1,508</b>
Institution Transfers	513	513
Paroled	899	899
First Release to Parole	731	731
Reparole	168	168
Released to CYA Parole	1	1
Discharged	12	12
Died	0	0
Other Departures	83	83
Fed/Other State/CYA	0	0
Escape	0	0
Court	35	35
Jail	14	14
Hospital/Medical	0	0
Temp. Community Release	0	0
Other	34	34
Net Received-Released	-33	-33
Uncategorized Moves	-22	-22
Population: Dec 31, 1991	750	750
Departures from Temp. Leave	61	61
Paroled	56	56
First Release to Parole	51	51
Reparole	5	5
Discharged	5	5
Died	0	0

Report # MOVE - 5



Male Institution Population Movements

DEUEL VOCATIONAL INSTITUTION - TRACY  
 Calendar Year 1991

Movement	Total	Felon	Commitment Type			
			Safe-keeper	Civil Narc. Addict	From Other States	Youth Author.
Population: Jan 1, 1991	2,363	2,355	4	0	2	2
<b>TOTAL ARRIVALS</b>	<b>4,194</b>	<b>4,181</b>	<b>3</b>	<b>5</b>	<b>3</b>	<b>2</b>
Institution Transfers	3,967	3,958	1	5	3	0
New Admissions	4	0	2	0	0	2
Parole Returns	2	2	0	0	0	0
PV-RTC and OPRTFT	1	1	0	0	0	0
PV-WNT and OPRTFT	1	1	0	0	0	0
Pending Revocation	0	0	0	0	0	0
Psychiatric Returns	0	0	0	0	0	0
CYA Supv. Parole Returns	0	0	0	0	0	0
Other Arrivals	221	221	0	0	0	0
Fed/Other State/CYA	0	0	0	0	0	0
Escape	1	1	0	0	0	0
Court	138	138	0	0	0	0
Jail	12	12	0	0	0	0
Hospital/Medical	69	69	0	0	0	0
Temp. Community Release	1	1	0	0	0	0
Other	0	0	0	0	0	0
<b>TOTAL DEPARTURES</b>	<b>4,350</b>	<b>4,335</b>	<b>4</b>	<b>5</b>	<b>3</b>	<b>3</b>
Institution Transfers	2,342	2,333	1	5	3	0
Paroled	1,620	1,620	0	0	0	0
First Release to Parole	730	730	0	0	0	0
Reparole	890	890	0	0	0	0
Released to CYA Parole	15	15	0	0	0	0
Discharged	30	24	3	0	0	3
Died	2	2	0	0	0	0
Other Departures	341	341	0	0	0	0
Fed/Other State/CYA	1	1	0	0	0	0
Escape	0	0	0	0	0	0
Court	172	172	0	0	0	0
Jail	55	55	0	0	0	0
Hospital/Medical	78	78	0	0	0	0
Temp. Community Release	1	1	0	0	0	0
Other	34	34	0	0	0	0
Net Received-Released	-156	-154	-1	0	0	-1
Uncategorized Moves	-6	-6	0	0	0	0
Population: Dec 31, 1991	2,201	2,195	3	0	2	1
Departures from Temp. Leave	110	109	1	0	0	0
Paroled	100	100	0	0	0	0
First Release to Parole	57	57	0	0	0	0
Reparole	43	43	0	0	0	0
Discharged	8	7	1	0	0	0
Died	2	2	0	0	0	0

Report # MOVE - 5

Male Institution Population Movements

FOLSOM STATE PRISON - REPRESA  
 Calendar Year 1991

Movement	Total	Felon	Commitment Type		
			Civil Narc. Addict	Federal Cases	From Other States
Population: Jan 1, 1991	4,117	4,110	1	1	5
<b>TOTAL ARRIVALS</b>	<b>4,514</b>	<b>4,510</b>	<b>1</b>	<b>0</b>	<b>3</b>
Institution Transfers	4,442	4,438	1	0	3
New Admissions	0	0	0	0	0
Parole Returns	0	0	0	0	0
PV-RTC and OPRTFT	0	0	0	0	0
PV-WNT and OPRTFT	0	0	0	0	0
Pending Revocation	0	0	0	0	0
Psychiatric Returns	0	0	0	0	0
CYA Supv. Parole Returns	0	0	0	0	0
Other Arrivals	72	72	0	0	0
Fed/Other State/CYA	0	0	0	0	0
Escape	0	0	0	0	0
Court	0	0	0	0	0
Jail	0	0	0	0	0
Hospital/Medical	72	72	0	0	0
Temp. Community Release	0	0	0	0	0
Other	0	0	0	0	0
<b>TOTAL DEPARTURES</b>	<b>5,147</b>	<b>5,143</b>	<b>2</b>	<b>0</b>	<b>2</b>
Institution Transfers	3,275	3,273	0	0	2
Paroled	1,447	1,446	1	0	0
First Release to Parole	1,157	1,156	1	0	0
Reparole	290	290	0	0	0
Released to CYA Parole	2	2	0	0	0
Discharged	12	11	1	0	0
Died	1	1	0	0	0
Other Departures	410	410	0	0	0
Fed/Other State/CYA	0	0	0	0	0
Escape	0	0	0	0	0
Court	231	231	0	0	0
Jail	10	10	0	0	0
Hospital/Medical	161	161	0	0	0
Temp. Community Release	0	0	0	0	0
Other	8	8	0	0	0
Net Received-Released	-633	-633	-1	0	1
Uncategorized Moves	-19	-19	0	0	0
Population: Dec 31, 1991	3,465	3,458	0	1	6
Departures from Temp. Leave	27	27	0	0	0
Paroled	23	23	0	0	0
First Release to Parole	18	18	0	0	0
Reparole	5	5	0	0	0
Discharged	3	3	0	0	0
Died	1	1	0	0	0

Report # MOVE - 5

Male Institution Population Movements

MULE CREEK STATE PRISON - IONE  
 Calendar Year 1991

Movement	Total	Felon	Commitment Type		
			Safe-keeper	Civil Narc. Addict	From Other States
Population: Jan 1, 1991	3,832	3,827	1	3	1
<b>TOTAL ARRIVALS</b>	<b>4,828</b>	<b>4,824</b>	<b>1</b>	<b>3</b>	<b>0</b>
Institution Transfers	4,582	4,580	0	2	0
New Admissions	2	0	1	1	0
Parole Returns	0	0	0	0	0
PV-RTC and QPRTFT	0	0	0	0	0
PV-WNT and QPRTFT	0	0	0	0	0
Pending Revocation	0	0	0	0	0
Psychiatric Returns	0	0	0	0	0
CYA Supv. Parole Returns	0	0	0	0	0
Other Arrivals	244	244	0	0	0
Fed/Other State/CYA	1	1	0	0	0
Escape	1	1	0	0	0
Court	182	182	0	0	0
Jail	5	5	0	0	0
Hospital/Medical	55	55	0	0	0
Temp. Community Release	0	0	0	0	0
Other	0	0	0	0	0
<b>TOTAL DEPARTURES</b>	<b>4,967</b>	<b>4,962</b>	<b>2</b>	<b>3</b>	<b>0</b>
Institution Transfers	1,809	1,806	1	2	0
Paroled	2,608	2,608	0	0	0
First Release to Parole	1,271	1,271	0	0	0
Reparole	1,337	1,337	0	0	0
Released to CYA Parole	1	1	0	0	0
Discharged	47	45	1	1	0
Died	1	1	0	0	0
Other Departures	501	501	0	0	0
Fed/Other State/CYA	2	2	0	0	0
Escape	3	3	0	0	0
Court	305	305	0	0	0
Jail	57	57	0	0	0
Hospital/Medical	59	59	0	0	0
Temp. Community Release	0	0	0	0	0
Other	75	75	0	0	0
Net Received-Released	-139	-138	-1	0	0
Uncategorized Moves	4	5	0	-1	0
Population: Dec 31, 1991	3,697	3,694	0	2	1
Departures from Temp. Leave	161	161	0	0	0
Paroled	152	152	0	0	0
First Release to Parole	89	89	0	0	0
Reparole	63	63	0	0	0
Discharged	7	7	0	0	0
Died	2	2	0	0	0

Report # MOVE - 5

Male Institution Population Movements

PELICAN BAY STATE PRISON - CRESCENT CITY  
 Calendar Year 1991

Movement	Total	Felon	Commitment Type		
			Safe-keeper	Federal Cases	From Other States
Population: Jan 1, 1991	3,382	3,376	1	1	4
<b>TOTAL ARRIVALS</b>	<b>2,974</b>	<b>2,965</b>	<b>6</b>	<b>0</b>	<b>3</b>
Institution Transfers	2,907	2,904	0	0	3
New Admissions	6	0	6	0	0
Parole Returns	3	3	0	0	0
PV-RTC and OPRTFT	1	1	0	0	0
PV-WNT and OPRTFT	1	1	0	0	0
Pending Revocation	1	1	0	0	0
Psychiatric Returns	0	0	0	0	0
CYA Supv. Parole Returns	0	0	0	0	0
Other Arrivals	58	58	0	0	0
Fed/Other State/CYA	0	0	0	0	0
Escape	0	0	0	0	0
Court	42	42	0	0	0
Jail	1	1	0	0	0
Hospital/Medical	15	15	0	0	0
Temp. Community Release	0	0	0	0	0
Other	0	0	0	0	0
<b>TOTAL DEPARTURES</b>	<b>2,859</b>	<b>2,848</b>	<b>6</b>	<b>1</b>	<b>4</b>
Institution Transfers	1,563	1,559	0	0	4
Paroled	1,142	1,142	0	0	0
First Release to Parole	868	868	0	0	0
Reparole	274	274	0	0	0
Released to CYA Parole	0	0	0	0	0
Discharged	22	15	6	1	0
Died	0	0	0	0	0
Other Departures	132	132	0	0	0
Fed/Other State/CYA	0	0	0	0	0
Escape	0	0	0	0	0
Court	98	98	0	0	0
Jail	15	15	0	0	0
Hospital/Medical	18	18	0	0	0
Temp. Community Release	0	0	0	0	0
Other	1	1	0	0	0
Net Received-Released	115	117	0	-1	-1
Uncategorized Moves	-24	-24	0	0	0
Population: Dec 31, 1991	3,473	3,469	1	0	3
Departures from Temp. Leave	18	18	0	0	0
Paroled	18	18	0	0	0
First Release to Parole	9	9	0	0	0
Reparole	9	9	0	0	0
Discharged	0	0	0	0	0
Died	0	0	0	0	0

Report # MOVE - 5

Male Institution Population Movements

RICHARD J. DONOVAN CORRECTIONAL FACILITY - SAN DIEGO  
 Calendar Year 1991

Movement	Commitment Type			
	Total	Felon	Civil Narc. Addict	From Other States
Population: Jan 1, 1991	3,562	3,561	0	1
<b>TOTAL ARRIVALS</b>	<b>9,543</b>	<b>9,539</b>	<b>2</b>	<b>2</b>
Institution Transfers	9,292	9,288	2	2
New Admissions	0	0	0	0
Parole Returns	1	1	0	0
PV-RTC and OPRTFT	0	0	0	0
PV-WNT and OPRTFT	0	0	0	0
Pending Revocation	1	1	0	0
Psychiatric Returns	0	0	0	0
CYA Supv. Parole Returns	0	0	0	0
Other Arrivals	250	250	0	0
Fed/Other State/CYA	0	0	0	0
Escape	0	0	0	0
Court	175	175	0	0
Jail	0	0	0	0
Hospital/Medical	75	75	0	0
Temp. Community Release	0	0	0	0
Other	0	0	0	0
<b>TOTAL DEPARTURES</b>	<b>9,628</b>	<b>9,625</b>	<b>3</b>	<b>0</b>
Institution Transfers	5,329	5,326	3	0
Paroled	3,868	3,868	0	0
First Release to Parole	2,807	2,807	0	0
Reparole	1,061	1,061	0	0
Released to CYA Parole	2	2	0	0
Discharged	43	43	0	0
Died	3	3	0	0
Other Departures	383	383	0	0
Fed/Other State/CYA	0	0	0	0
Escape	1	1	0	0
Court	262	262	0	0
Jail	28	28	0	0
Hospital/Medical	77	77	0	0
Temp. Community Release	0	0	0	0
Other	15	15	0	0
Net Received-Released	-85	-86	-1	2
Uncategorized Moves	-49	-50	1	0
Population: Dec 31, 1991	3,428	3,425	0	3
Departures from Temp. Leave	66	66	0	0
Paroled	61	61	0	0
First Release to Parole	39	39	0	0
Reparole	22	22	0	0
Discharged	5	5	0	0
Died	0	0	0	0

Report # MOVE - 5

Male Institution Population Movements

SAN QUENTIN STATE PRISON - SAN QUENTIN  
 Calendar Year 1991

Movement	Commitment Type			
	Total	Felon	Safe-keeper	Civil Narc. Addict
Population: Jan 1, 1991	3,352	3,348	4	0
<b>TOTAL ARRIVALS</b>	<b>6,646</b>	<b>6,633</b>	<b>11</b>	<b>2</b>
Institution Transfers	6,177	6,175	1	1
New Admissions	25	19	5	1
Parole Returns	7	7	0	0
PV-RTC and OPRTFT	3	3	0	0
PV-WNT and OPRTFT	3	3	0	0
Pending Revocation	1	1	0	0
Psychiatric Returns	0	0	0	0
CYA Supv. Parole Returns	0	0	0	0
Other Arrivals	437	432	5	0
Fed/Other State/CYA	1	1	0	0
Escape	11	11	0	0
Court	359	354	5	0
Jail	0	0	0	0
Hospital/Medical	61	61	0	0
Temp. Community Release	1	1	0	0
Other	4	4	0	0
<b>TOTAL DEPARTURES</b>	<b>6,826</b>	<b>6,814</b>	<b>10</b>	<b>2</b>
Institution Transfers	1,747	1,744	1	2
Paroled	4,421	4,421	0	0
First Release to Parole	1,930	1,930	0	0
Reparole	2,491	2,491	0	0
Released to CYA Parole	17	17	0	0
Discharged	82	79	3	0
Died	4	4	0	0
Other Departures	555	549	6	0
Fed/Other State/CYA	0	0	0	0
Escape	3	3	0	0
Court	426	420	6	0
Jail	32	32	0	0
Hospital/Medical	64	64	0	0
Temp. Community Release	1	1	0	0
Other	29	29	0	0
Net Received-Released	-180	-181	1	0
Uncategorized Moves	-19	-17	-2	0
Population: Dec 31, 1991	3,153	3,150	3	0
Departures from Temp. Leave	133	132	1	0
Paroled	124	124	0	0
First Release to Parole	60	60	0	0
Reparole	64	64	0	0
Discharged	9	8	1	0
Died	0	0	0	0

Report # MOVE - 5

Male Institution Population Movements  
 SIERRA CONSERVATION CENTER - JAMESTOWN  
 Calendar Year 1991

Movement	Commitment Type			
	Total	Felon	Safe-keeper	Civil Narc. Addict
Population: Jan 1, 1991	5,501	5,499	1	1
<b>TOTAL ARRIVALS</b>	<b>9,704</b>	<b>9,702</b>	<b>2</b>	<b>0</b>
Institution Transfers	9,407	9,407	0	0
New Admissions	1	0	1	0
Parole Returns	1	1	0	0
PV-RTC and OPRTFT	0	0	0	0
PV-WNT and OPRTFT	1	1	0	0
Pending Revocation	0	0	0	0
Psychiatric Returns	0	0	0	0
CYA Supv. Parole Returns	0	0	0	0
Other Arrivals	295	294	1	0
Fed/Other State/CYA	5	5	0	0
Escape	2	2	0	0
Court	208	207	1	0
Jail	46	46	0	0
Hospital/Medical	33	33	0	0
Temp. Community Release	0	0	0	0
Other	1	1	0	0
<b>TOTAL DEPARTURES</b>	<b>9,756</b>	<b>9,753</b>	<b>2</b>	<b>1</b>
Institution Transfers	5,198	5,196	1	1
Paroled	3,915	3,915	0	0
First Release to Parole	3,359	3,359	0	0
Reparole	556	556	0	0
Released to CYA Parole	2	2	0	0
Discharged	21	21	0	0
Died	1	1	0	0
Other Departures	619	618	1	0
Fed/Other State/CYA	1	1	0	0
Escape	16	16	0	0
Court	286	285	1	0
Jail	130	130	0	0
Hospital/Medical	37	37	0	0
Temp. Community Release	0	0	0	0
Other	149	149	0	0
Net Received-Released	-52	-51	0	-1
Uncategorized Moves	-24	-24	0	0
Population: Dec 31, 1991	5,425	5,424	1	0
Departures from Temp. Leave	251	251	0	0
Paroled	243	243	0	0
First Release to Parole	207	207	0	0
Reparole	36	36	0	0
Discharged	6	6	0	0
Died	2	2	0	0

Report # MOVE - 5

Male Institution Population Movements

WASCO STATE PRISON - WASCO  
 Calendar Year 1991

Movement	Commitment Type		
	Total	Felon	Civil Narc. Addict
Population: Jan 1, 1991	0	0	0
<b>TOTAL ARRIVALS</b>	<b>2,778</b>	<b>2,777</b>	<b>1</b>
Institution Transfers	2,708	2,707	1
New Admissions	0	0	0
Parole Returns	0	0	0
PV-RTC and OPRTFT	0	0	0
PV-WNT and OPRTFT	0	0	0
Pending Revocation	0	0	0
Psychiatric Returns	0	0	0
CYA Supv. Parole Returns	0	0	0
Other Arrivals	70	70	0
Fed/Other State/CYA	0	0	0
Escape	2	2	0
Court	47	47	0
Jail	2	2	0
Hospital/Medical	19	19	0
Temp. Community Release	0	0	0
Other	0	0	0
<b>TOTAL DEPARTURES</b>	<b>1,604</b>	<b>1,603</b>	<b>1</b>
Institution Transfers	966	966	0
Paroled	516	516	0
First Release to Parole	275	275	0
Reparole	241	241	0
Released to CYA Parole	1	1	0
Discharged	4	4	0
Died	0	0	0
Other Departures	117	116	1
Fed/Other State/CYA	0	0	0
Escape	0	0	0
Court	76	75	1
Jail	15	15	0
Hospital/Medical	20	20	0
Temp. Community Release	0	0	0
Other	6	6	0
Net Received-Released	1,174	1,174	0
Uncategorized Moves	-2	-2	0
Population: Dec 31, 1991	1,172	1,172	0
Departures from Temp. Leave	26	26	0
Paroled	25	25	0
First Release to Parole	8	8	0
Reparole	17	17	0
Discharged	0	0	0
Died	1	1	0

Report # MOVE - 5



Male Institution Population Movements

CALIFORNIA CORRECTIONAL INSTITUTION (RECEPTION) - TEHACHAPI  
 Calendar Year 1991

Movement	Total	Felon	Commitment Type	
			Civil Narc. Addict	County Diagnostic
Population: Jan 1, 1991	1,067	1,067	0	0
<b>TOTAL ARRIVALS</b>	<b>17,154</b>	<b>17,137</b>	<b>16</b>	<b>1</b>
Institution Transfers	7,354	7,342	12	0
New Admissions	6,184	6,180	3	1
Parole Returns	3,299	3,299	0	0
PV-RTC and OPRTFT	160	160	0	0
PV-WNT and OPRTFT	2,821	2,821	0	0
Pending Revocation	318	318	0	0
Psychiatric Returns	0	0	0	0
CYA Supv. Parole Returns	37	37	0	0
Other Arrivals	280	279	1	0
Fed/Other State/CYA	0	0	0	0
Escape	7	7	0	0
Court	138	137	1	0
Jail	131	131	0	0
Hospital/Medical	1	1	0	0
Temp. Community Release	0	0	0	0
Other	3	3	0	0
<b>TOTAL DEPARTURES</b>	<b>17,284</b>	<b>17,270</b>	<b>13</b>	<b>1</b>
Institution Transfers	16,740	16,735	4	1
Paroled	242	242	0	0
First Release to Parole	158	158	0	0
Reparole	84	84	0	0
Released to CYA Parole	5	5	0	0
Discharged	17	9	8	0
Died	0	0	0	0
Other Departures	280	279	1	0
Fed/Other State/CYA	0	0	0	0
Escape	0	0	0	0
Court	119	118	1	0
Jail	154	154	0	0
Hospital/Medical	1	1	0	0
Temp. Community Release	0	0	0	0
Other	6	6	0	0
Net Received-Released	-130	-133	3	0
Uncategorized Moves	44	45	-1	0
Population: Dec 31, 1991	981	979	2	0
Departures from Temp. Leave	35	35	0	0
Paroled	28	28	0	0
First Release to Parole	6	6	0	0
Reparole	22	22	0	0
Discharged	7	7	0	0
Died	0	0	0	0

Report # MOVE - 5

Male Institution Population Movements

CALIFORNIA INSTITUTION FOR MEN (RECEPTION CENTRAL) - CHINO  
 Calendar Year 1991

Movement	Total	Felon	Commitment Type			
			Safe-keeper	Civil Narc. Addict	From Other States	County Diagnostic
Population: Jan 1, 1991	1,489	1,394	7	61	0	27
<b>TOTAL ARRIVALS</b>	<b>46,881</b>	<b>45,619</b>	<b>9</b>	<b>368</b>	<b>2</b>	<b>883</b>
Institution Transfers	13,191	12,743	0	364	2	82
New Admissions	10,777	9,973	9	1	0	794
Parole Returns	21,378	21,377	0	1	0	0
PV-RTC and OPRTFT	2,605	2,604	0	1	0	0
PV-WNT and OPRTFT	4,280	4,280	0	0	0	0
Pending Revocation	14,493	14,493	0	0	0	0
Psychiatric Returns	0	0	0	0	0	0
CYA Supv. Parole Returns	99	99	0	0	0	0
Other Arrivals	1,436	1,427	0	2	0	7
Fed/Other State/CYA	151	151	0	0	0	0
Escape	93	93	0	0	0	0
Court	1,178	1,169	0	2	0	7
Jail	10	10	0	0	0	0
Hospital/Medical	0	0	0	0	0	0
Temp. Community Release	0	0	0	0	0	0
Other	4	4	0	0	0	0
<b>TOTAL DEPARTURES</b>	<b>47,446</b>	<b>46,171</b>	<b>5</b>	<b>371</b>	<b>2</b>	<b>897</b>
Institution Transfers	45,330	44,386	1	284	2	657
Paroled	499	499	0	0	0	0
First Release to Parole	286	286	0	0	0	0
Reparole	213	213	0	0	0	0
Released to CYA Parole	0	0	0	0	0	0
Discharged	303	13	4	52	0	234
Died	0	0	0	0	0	0
Other Departures	1,314	1,273	0	35	0	6
Fed/Other State/CYA	26	26	0	0	0	0
Escape	0	0	0	0	0	0
Court	1,281	1,241	0	35	0	5
Jail	1	1	0	0	0	0
Hospital/Medical	3	3	0	0	0	0
Temp. Community Release	0	0	0	0	0	0
Other	3	2	0	0	0	1
Net Received-Released	-565	-552	4	-3	0	-14
Uncategorized Moves	346	345	0	2	0	-1
Population: Dec 31, 1991	1,270	1,187	11	60	0	12
Departures from Temp. Leave	133	119	0	13	0	1
Paroled	109	109	0	0	0	0
First Release to Parole	47	47	0	0	0	0
Reparole	62	62	0	0	0	0
Discharged	24	10	0	13	0	1
Died	0	0	0	0	0	0

Report # MOVE - 5

Male Institution Population Movements

CALIFORNIA INSTITUTION FOR MEN (RECEPTION) EAST - CHINO  
 Calendar Year 1991

Movement	Total	Felon	Commitment Type		
			Safe-keeper	Civil Narc. Addict	County Diagnostic
Population: Jan 1, 1991	1,224	1,221	1	1	1
<b>TOTAL ARRIVALS</b>	<b>14,988</b>	<b>14,964</b>	<b>1</b>	<b>16</b>	<b>7</b>
Institution Transfers	14,831	14,808	1	15	7
New Admissions	0	0	0	0	0
Parole Returns	4	4	0	0	0
PV-RTC and OPRTFT	1	1	0	0	0
PV-WNT and OPRTFT	1	1	0	0	0
Pending Revocation	2	2	0	0	0
Psychiatric Returns	0	0	0	0	0
CYA Supv. Parole Returns	0	0	0	0	0
Other Arrivals	153	152	0	1	0
Fed/Other State/CYA	0	0	0	0	0
Escape	0	0	0	0	0
Court	145	144	0	1	0
Jail	4	4	0	0	0
Hospital/Medical	3	3	0	0	0
Temp. Community Release	1	1	0	0	0
Other	0	0	0	0	0
<b>TOTAL DEPARTURES</b>	<b>15,217</b>	<b>15,198</b>	<b>0</b>	<b>11</b>	<b>8</b>
Institution Transfers	9,507	9,497	0	5	5
Paroled	5,318	5,318	0	0	0
First Release to Parole	177	177	0	0	0
Reparole	5,141	5,141	0	0	0
Released to CYA Parole	10	10	0	0	0
Discharged	127	121	0	4	2
Died	0	0	0	0	0
Other Departures	255	252	0	2	1
Fed/Other State/CYA	0	0	0	0	0
Escape	0	0	0	0	0
Court	200	197	0	2	1
Jail	36	36	0	0	0
Hospital/Medical	11	11	0	0	0
Temp. Community Release	4	4	0	0	0
Other	4	4	0	0	0
Net Received-Released	-229	-234	1	5	-1
Uncategorized Moves	-202	-201	0	-1	0
Population: Dec 31, 1991	793	786	2	5	0
Departures from Temp. Leave	72	72	0	0	0
Paroled	69	69	0	0	0
First Release to Parole	3	3	0	0	0
Reparole	66	66	0	0	0
Discharged	3	3	0	0	0
Died	0	0	0	0	0

Report # MOVE - 5

Male Institution Population Movements

CALIFORNIA INSTITUTION FOR MEN (RECEPTION WEST) - CHINO  
 Calendar Year 1991

Movement	Total	Felon	Commitment Type	
			Civil Narc. Addict	County Diagnostic
Population: Jan 1, 1991	1,360	1,275	1	84
<b>TOTAL ARRIVALS</b>	<b>23,119</b>	<b>22,401</b>	<b>11</b>	<b>707</b>
Institution Transfers	22,944	22,231	10	703
New Admissions	0	0	0	0
Parole Returns	0	0	0	0
PV-RTC and OPRTFT	0	0	0	0
PV-WNT and OPRTFT	0	0	0	0
Pending Revocation	0	0	0	0
Psychiatric Returns	0	0	0	0
CYA Supv. Parole Returns	0	0	0	0
Other Arrivals	175	170	1	4
Fed/Other State/CYA	0	0	0	0
Escape	1	1	0	0
Court	170	165	1	4
Jail	0	0	0	0
Hospital/Medical	4	4	0	0
Temp. Community Release	0	0	0	0
Other	0	0	0	0
<b>TOTAL DEPARTURES</b>	<b>23,199</b>	<b>22,416</b>	<b>11</b>	<b>772</b>
Institution Transfers	21,971	21,835	7	129
Paroled	325	325	0	0
First Release to Parole	144	144	0	0
Reparole	181	181	0	0
Released to CYA Parole	1	1	0	0
Discharged	644	7	1	636
Died	0	0	0	0
Other Departures	258	248	3	7
Fed/Other State/CYA	11	11	0	0
Escape	1	1	0	0
Court	224	215	3	6
Jail	6	6	0	0
Hospital/Medical	12	11	0	1
Temp. Community Release	0	0	0	0
Other	4	4	0	0
Net Received-Released	-80	-15	0	-65
Uncategorized Moves	-42	-42	0	0
Population: Dec 31, 1991	1,238	1,218	1	19
Departures from Temp. Leave	19	18	1	0
Paroled	14	14	0	0
First Release to Parole	6	6	0	0
Reparole	8	8	0	0
Discharged	5	4	1	0
Died	0	0	0	0

Report # MOVE - 5

Male Institution Population Movements

CALIFORNIA REHABILITATION CENTER (RECEPTION) - NORCO  
 Calendar Year 1991

Movement	Commitment Type	
	Total	Felon
Population: Jan 1, 1991	424	424
<b>TOTAL ARRIVALS</b>	<b>5,919</b>	<b>5,919</b>
Institution Transfers	5,869	5,869
New Admissions	0	0
Parole Returns	2	2
PV-RTC and OPRTFT	2	2
PV-WNT and OPRTFT	0	0
Pending Revocation	0	0
Psychiatric Returns	0	0
CYA Supv. Parole Returns	0	0
Other Arrivals	48	48
Fed/Other State/CYA	1	1
Escape	0	0
Court	43	43
Jail	0	0
Hospital/Medical	4	4
Temp. Community Release	0	0
Other	0	0
<b>TOTAL DEPARTURES</b>	<b>5,987</b>	<b>5,987</b>
Institution Transfers	5,221	5,221
Paroled	671	671
First Release to Parole	4	4
Reparole	667	667
Released to CYA Parole	8	8
Discharged	20	20
Died	0	0
Other Departures	67	67
Fed/Other State/CYA	0	0
Escape	0	0
Court	64	64
Jail	0	0
Hospital/Medical	3	3
Temp. Community Release	0	0
Other	0	0
Net Received-Released	-68	-68
Uncategorized Moves	2	2
Population: Dec 31, 1991	358	358
Departures from Temp. Leave	10	10
Paroled	8	8
First Release to Parole	1	1
Reparole	7	7
Discharged	2	2
Died	0	0

Report # MOVE - 5

Male Institution Population Movements

DEUEL VOCATIONAL INSTITUTION (RECEPTION) - TRACY  
 Calendar Year 1991

Movement	Total	Felon	Commitment Type		
			Safe-keeper	Civil Narc. Addict	From Other States
Population: Jan 1, 1991	1,125	1,122	0	3	0
<b>TOTAL ARRIVALS</b>	<b>13,936</b>	<b>13,455</b>	<b>4</b>	<b>467</b>	<b>10</b>
Institution Transfers	1,794	1,730	2	60	2
New Admissions	3,811	3,602	2	199	8
Parole Returns	7,014	6,846	0	168	0
PV-RTC and OPRTFT	541	375	0	166	0
PV-WNT and OPRTFT	1,192	1,190	0	2	0
Pending Revocation	5,281	5,281	0	0	0
Psychiatric Returns	0	0	0	0	0
CYA Supv. Parole Returns	88	88	0	0	0
Other Arrivals	1,229	1,189	0	40	0
Fed/Other State/CYA	118	118	0	0	0
Escape	8	8	0	0	0
Court	458	420	0	38	0
Jail	628	628	0	0	0
Hospital/Medical	15	13	0	2	0
Temp. Community Release	0	0	0	0	0
Other	2	2	0	0	0
<b>TOTAL DEPARTURES</b>	<b>14,316</b>	<b>13,850</b>	<b>2</b>	<b>456</b>	<b>8</b>
Institution Transfers	11,543	11,134	0	401	8
Paroled	1,702	1,702	0	0	0
First Release to Parole	47	47	0	0	0
Reparole	1,655	1,655	0	0	0
Released to CYA Parole	10	10	0	0	0
Discharged	91	48	2	41	0
Died	0	0	0	0	0
Other Departures	970	956	0	14	0
Fed/Other State/CYA	12	12	0	0	0
Escape	0	0	0	0	0
Court	220	208	0	12	0
Jail	727	723	0	0	0
Hospital/Medical	12	12	0	2	0
Temp. Community Release	0	0	0	0	0
Other	1	1	0	0	0
Net Received-Released	-380	-395	2	11	2
Uncategorized Moves	83	80	0	3	0
Population: Dec 31, 1991	828	807	2	17	2
Departures from Temp. Leave	104	100	0	4	0
Paroled	95	95	0	0	0
First Release to Parole	2	2	0	0	0
Reparole	93	93	0	0	0
Discharged	9	5	0	4	0
Died	0	0	0	0	0

Report # MOVE - 5

Male Institution Population Movements  
 NORTHERN RECEPTION CENTER - VACAVILLE  
 Calendar Year 1991

Movement	Total	Felon	Commitment Type			
			Civil Narc. Addict	Federal Cases	From Other States	County Diagnostic
Population: Jan 1, 1991	588	360	7	0	0	221
<b>TOTAL ARRIVALS</b>	<b>4,539</b>	<b>3,276</b>	<b>38</b>	<b>1</b>	<b>3</b>	<b>1,221</b>
Institution Transfers	1,280	1,203	17	1	3	56
New Admissions	2,404	1,238	16	0	0	1,150
Parole Returns	733	729	4	0	0	0
PV-RTC and OPRTFT	3	3	0	0	0	0
PV-WNT and OPRTFT	724	720	4	0	0	0
Pending Revocation	6	6	0	0	0	0
Psychiatric Returns	0	0	0	0	0	0
CYA Supv. Parole Returns	22	22	0	0	0	0
Other Arrivals	100	84	1	0	0	15
Fed/Other State/CYA	3	2	1	0	0	0
Escape	3	3	0	0	0	0
Court	87	74	0	0	0	13
Jail	2	2	0	0	0	0
Hospital/Medical	3	2	0	0	0	1
Temp. Community Release	1	0	0	0	0	1
Other	1	1	0	0	0	0
<b>TOTAL DEPARTURES</b>	<b>4,681</b>	<b>3,403</b>	<b>39</b>	<b>1</b>	<b>8</b>	<b>1,230</b>
Institution Transfers	3,424	3,285	35	1	8	95
Paroled	38	38	0	0	0	0
First Release to Parole	16	16	0	0	0	0
Reparole	22	22	0	0	0	0
Released to CYA Parole	2	2	0	0	0	0
Discharged	1,122	3	3	0	0	1,116
Died	0	0	0	0	0	0
Other Departures	95	75	1	0	0	19
Fed/Other State/CYA	2	2	0	0	0	0
Escape	0	0	0	0	0	0
Court	84	68	0	0	0	16
Jail	1	1	0	0	0	0
Hospital/Medical	6	4	0	0	0	2
Temp. Community Release	1	0	0	0	0	1
Other	1	0	1	0	0	0
Net Received-Released	-142	-127	-1	0	-5	-9
Uncategorized Moves	18	10	-1	0	5	4
Population: Dec 31, 1991	464	243	5	0	0	216
Departures from Temp. Leave	6	5	0	0	0	1
Paroled	1	1	0	0	0	0
First Release to Parole	0	0	0	0	0	0
Reparole	1	1	0	0	0	0
Discharged	4	3	0	0	0	1
Died	1	1	0	0	0	0

Report # MOVE - 5

Male Institution Population Movements

RICHARD J. DONOVAN CORRECTIONAL FACILITY (RECEPTION) - SAN DIEGO  
 Calendar Year 1991

Movement	Commitment Type			
	Total	Felon	Safe-keeper	Civil Narc. Addict
Population: Jan 1, 1991	1,149	1,147	2	0
<b>TOTAL ARRIVALS</b>	<b>9,999</b>	<b>9,985</b>	<b>1</b>	<b>13</b>
Institution Transfers	436	426	0	10
New Admissions	4,592	4,591	1	0
Parole Returns	4,443	4,443	0	0
PV-RTC and OPRTFT	4	4	0	0
PV-WNT and OPRTFT	2,139	2,139	0	0
Pending Revocation	2,300	2,300	0	0
Psychiatric Returns	0	0	0	0
CYA Supv. Parole Returns	20	20	0	0
Other Arrivals	508	505	0	3
Fed/Other State/CYA	11	11	0	0
Escape	18	18	0	0
Court	440	437	0	3
Jail	0	0	0	0
Hospital/Medical	37	37	0	0
Temp. Community Release	0	0	0	0
Other	2	2	0	0
<b>TOTAL DEPARTURES</b>	<b>10,091</b>	<b>10,082</b>	<b>0</b>	<b>9</b>
Institution Transfers	9,302	9,300	0	2
Paroled	535	535	0	0
First Release to Parole	33	33	0	0
Reparole	502	502	0	0
Released to CYA Parole	2	2	0	0
Discharged	25	19	0	6
Died	0	0	0	0
Other Departures	227	226	0	1
Fed/Other State/CYA	0	0	0	0
Escape	0	0	0	0
Court	180	179	0	1
Jail	0	0	0	0
Hospital/Medical	34	34	0	0
Temp. Community Release	0	0	0	0
Other	13	13	0	0
Net Received-Released	-92	-97	1	4
Uncategorized Moves	43	45	0	-2
Population: Dec 31, 1991	1,100	1,095	3	2
Departures from Temp. Leave	17	16	0	1
Paroled	12	12	0	0
First Release to Parole	0	0	0	0
Reparole	12	12	0	0
Discharged	5	4	0	1
Died	0	0	0	0

Report # MOVE - 5



Male Institution Population Movements

SAN QUENTIN STATE PRISON (RECEPTION)  
 Calendar Year 1991

Movement	Commitment Type			
	Total	Felon	Safe-keeper	Civil Narc. Addict
Population: Jan 1, 1991	2,105	2,091	0	14
<b>TOTAL ARRIVALS</b>	<b>22,040</b>	<b>21,581</b>	<b>3</b>	<b>456</b>
Institution Transfers	1,308	1,265	1	42
New Admissions	6,127	5,954	2	171
Parole Returns	13,289	13,089	0	200
PV-RTC and OPRTFT	2,667	2,469	0	198
PV-WNT and OPRTFT	2,235	2,233	0	2
Pending Revocation	8,387	8,387	0	0
Psychiatric Returns	0	0	0	0
CYA Supv. Parole Returns	95	95	0	0
Other Arrivals	1,221	1,178	0	43
Fed/Other State/CYA	2	2	0	0
Escape	25	25	0	0
Court	922	879	0	43
Jail	201	201	0	0
Hospital/Medical	64	64	0	0
Temp. Community Release	0	0	0	0
Other	7	7	0	0
<b>TOTAL DEPARTURES</b>	<b>21,912</b>	<b>21,462</b>	<b>2</b>	<b>448</b>
Institution Transfers	16,877	16,472	1	404
Paroled	4,017	4,015	0	2
First Release to Parole	183	181	0	2
Reparole	3,834	3,834	0	0
Released to CYA Parole	14	14	0	0
Discharged	123	100	1	22
Died	3	3	0	0
Other Departures	878	858	0	20
Fed/Other State/CYA	3	3	0	0
Escape	0	0	0	0
Court	573	553	0	20
Jail	235	235	0	0
Hospital/Medical	64	64	0	0
Temp. Community Release	0	0	0	0
Other	3	3	0	0
Net Received-Released	128	119	1	8
Uncategorized Moves	20	17	0	3
Population: Dec 31, 1991	2,253	2,227	1	25
Departures from Temp. Leave	110	98	0	12
Paroled	91	89	0	2
First Release to Parole	9	7	0	2
Reparole	82	82	0	0
Discharged	19	9	0	10
Died	0	0	0	0

Report # MOVE - 5

Male Institution Population Movements

WASCO STATE PRISON (RECEPTION) - WASCO  
 Calendar Year 1991

Movement	Commitment Type			
	Total	Felon	Civil Narc. Addict	County Diag- nostic
Population: Jan 1, 1991	0	0	0	0
<b>TOTAL ARRIVALS</b>	<b>6,499</b>	<b>6,215</b>	<b>71</b>	<b>213</b>
Institution Transfers	456	456	0	0
New Admissions	3,418	3,202	3	213
Parole Returns	2,486	2,418	68	0
PV-RTC and OPRTFT	247	180	67	0
PV-WNT and OPRTFT	1,594	1,593	1	0
Pending Revocation	645	645	0	0
Psychiatric Returns	0	0	0	0
CYA Supv. Parole Returns	18	18	0	0
Other Arrivals	121	121	0	0
Fed/Other State/CYA	0	0	0	0
Escape	6	6	0	0
Court	59	59	0	0
Jail	45	45	0	0
Hospital/Medical	10	10	0	0
Temp. Community Release	0	0	0	0
Other	1	1	0	0
<b>TOTAL DEPARTURES</b>	<b>3,552</b>	<b>3,430</b>	<b>53</b>	<b>69</b>
Institution Transfers	3,037	2,974	53	10
Paroled	329	329	0	0
First Release to Parole	39	39	0	0
Reparole	290	290	0	0
Released to CYA Parole	3	3	0	0
Discharged	61	2	0	59
Died	0	0	0	0
Other Departures	122	122	0	0
Fed/Other State/CYA	0	0	0	0
Escape	0	0	0	0
Court	51	51	0	0
Jail	59	59	0	0
Hospital/Medical	12	12	0	0
Temp. Community Release	0	0	0	0
Other	0	0	0	0
Net Received-Released	2,947	2,785	18	144
Uncategorized Moves	43	43	0	0
Population: Dec 31, 1991	2,990	2,828	18	144
Departures from Temp. Leave	7	7	0	0
Paroled	7	7	0	0
First Release to Parole	2	2	0	0
Reparole	5	5	0	0
Discharged	0	0	0	0
Died	0	0	0	0

Report # MOVE - 5

Male Institution Population Movements  
 Community Correctional Center - Region I  
 Calendar Year 1991

Commitment Type		
Movement	Total	Felon
Population: Jan 1, 1991	1,240	1,240
<b>TOTAL ARRIVALS</b>	<b>8,959</b>	<b>8,959</b>
Institution Transfers	8,762	8,762
New Admissions	0	0
Parole Returns	87	87
PV-RTC and OPRTFT	87	87
PV-WNT and OPRTFT	0	0
Pending Revocation	0	0
Psychiatric Returns	0	0
CYA Supv. Parole Returns	0	0
Other Arrivals	110	110
Fed/Other State/CYA	9	9
Escape	11	11
Court	42	42
Jail	7	7
Hospital/Medical	29	29
Temp. Community Release	3	3
Other	9	9
<b>TOTAL DEPARTURES</b>	<b>7,154</b>	<b>7,154</b>
Institution Transfers	1,792	1,792
Paroled	5,018	5,018
First Release to Parole	2,317	2,317
Reparole	2,701	2,701
Released to CYA Parole	33	33
Discharged	60	60
Died	0	0
Other Departures	251	251
Fed/Other State/CYA	1	1
Escape	71	71
Court	83	83
Jail	30	30
Hospital/Medical	35	35
Temp. Community Release	5	5
Other	26	26
Net Received-Released	1,805	1,805
Uncategorized Moves	-191	-191
Population: Dec 31, 1991	2,854	2,854
Departures from Temp. Leave	85	85
Paroled	84	84
First Release to Parole	54	54
Reparole	30	30
Discharged	1	1
Died	0	0

Report # MOVE - 5

Male Institution Population Movements  
 Community Correctional Center - Region II  
 Calendar Year 1991

Commitment Type		
Movement	Total	Felon
Population: Jan 1, 1991	339	339
<b>TOTAL ARRIVALS</b>	<b>1,620</b>	<b>1,620</b>
Institution Transfers	1,465	1,465
New Admissions	0	0
Parole Returns	2	2
PV-RTC and OPRTFT	2	2
PV-WNT and OPRTFT	0	0
Pending Revocation	0	0
Psychiatric Returns	0	0
CYA Supv. Parole Returns	0	0
Other Arrivals	153	153
Fed/Other State/CYA	16	16
Escape	70	70
Court	1	1
Jail	0	0
Hospital/Medical	1	1
Temp. Community Release	0	0
Other	65	65
<b>TOTAL DEPARTURES</b>	<b>1,483</b>	<b>1,483</b>
Institution Transfers	393	393
Paroled	880	880
First Release to Parole	738	738
Reparole	142	142
Released to CYA Parole	4	4
Discharged	3	3
Died	0	0
Other Departures	203	203
Fed/Other State/CYA	1	1
Escape	200	200
Court	1	1
Jail	0	0
Hospital/Medical	1	1
Temp. Community Release	0	0
Other	0	0
Net Received-Released	137	137
Uncategorized Moves	-39	-39
Population: Dec 31, 1991	437	437
Departures from Temp. Leave	1	1
Paroled	1	1
First Release to Parole	1	1
Reparole	0	0
Discharged	0	0
Died	0	0

Report # MOVE - 5

Male Institution Population Movements  
 Community Correctional Center - Region III  
 Calendar Year 1991

Movement	Commitment Type	
	Total	Felon
Population: Jan 1, 1991	492	492
<b>TOTAL ARRIVALS</b>	<b>2,262</b>	<b>2,262</b>
Institution Transfers	2,079	2,079
New Admissions	0	0
Parole Returns	1	1
PV-RTC and OPRTFT	1	1
PV-WNT and OPRTFT	0	0
Pending Revocation	0	0
Psychiatric Returns	0	0
CYA Supv. Parole Returns	0	0
Other Arrivals	182	182
Fed/Other State/CYA	12	12
Escape	153	153
Court	0	0
Jail	1	1
Hospital/Medical	13	13
Temp. Community Release	0	0
Other	3	3
<b>TOTAL DEPARTURES</b>	<b>2,126</b>	<b>2,126</b>
Institution Transfers	357	357
Paroled	1,322	1,322
First Release to Parole	1,320	1,320
Reparole	2	2
Released to CYA Parole	10	10
Discharged	1	1
Died	1	1
Other Departures	435	435
Fed/Other State/CYA	1	1
Escape	419	419
Court	0	0
Jail	1	1
Hospital/Medical	14	14
Temp. Community Release	0	0
Other	0	0
Net Received-Released	136	136
Uncategorized Moves	-61	-61
Population: Dec 31, 1991	567	567
Departures from Temp. Leave	9	9
Paroled	7	7
First Release to Parole	7	7
Reparole	0	0
Discharged	0	0
Died	2	2

Report # MOVE - 5

Male Institution Population Movements  
 Community Correctional Center - Region IV  
 Calendar Year 1991

Movement	Commitment Type		
	Total	Felon	Civil Narc. Addict
Population: Jan 1, 1991	742	742	0
<b>TOTAL ARRIVALS</b>	<b>4,783</b>	<b>3,623</b>	<b>1,160</b>
Institution Transfers	4,570	3,410	1,160
New Admissions	0	0	0
Parole Returns	127	127	0
PV-RTC and OPRTFT	127	127	0
PV-WNT and OPRTFT	0	0	0
Pending Revocation	0	0	0
Psychiatric Returns	0	0	0
CYA Supv. Parole Returns	4	4	0
Other Arrivals	82	82	0
Fed/Other State/CYA	7	7	0
Escape	20	20	0
Court	0	0	0
Jail	0	0	0
Hospital/Medical	2	2	0
Temp. Community Release	0	0	0
Other	53	53	0
<b>TOTAL DEPARTURES</b>	<b>4,180</b>	<b>3,438</b>	<b>742</b>
Institution Transfers	1,417	676	741
Paroled	2,621	2,621	0
First Release to Parole	902	902	0
Reparole	1,719	1,719	0
Released to CYA Parole	11	11	0
Discharged	11	10	1
Died	0	0	0
Other Departures	120	120	0
Fed/Other State/CYA	0	0	0
Escape	108	108	0
Court	8	8	0
Jail	1	1	0
Hospital/Medical	3	3	0
Temp. Community Release	0	0	0
Other	0	0	0
Net Received-Released	603	185	418
Uncategorized Moves	-15	-15	0
Population: Dec 31, 1991	1,330	912	418
Departures from Temp. Leave	6	6	0
Paroled	6	6	0
First Release to Parole	3	3	0
Reparole	3	3	0
Discharged	0	0	0
Died	0	0	0

Report # MOVE - 5

Female Institution Population Movements

Calendar Year 1991

Movement	Total	Felon	Commitment Type					County Diag- nostic
			Safe- keeper	Civil Narc. Addict	Federal Cases	From Other States	Youth Author.	
Population: Jan 1, 1991	6,502	5,858	0	596	2	1	1	44
<b>TOTAL ARRIVALS</b>	<b>29,215</b>	<b>26,561</b>	<b>8</b>	<b>2,295</b>	<b>1</b>	<b>5</b>	<b>0</b>	<b>345</b>
Institution Transfers	18,088	16,967	0	1,044	1	3	0	73
New Admissions	4,198	3,467	3	459	0	2	0	267
Parole Returns	4,933	4,327	0	606	0	0	0	0
PV-RTC and OPRTFT	1,168	576	0	592	0	0	0	0
PV-WNT and OPRTFT	1,030	1,016	0	14	0	0	0	0
Pending Revocation	2,735	2,735	0	0	0	0	0	0
Psychiatric Returns	0	0	0	0	0	0	0	0
CYA Supv. Parole Returns	8	8	0	0	0	0	0	0
Other Arrivals	1,988	1,792	5	186	0	0	0	5
Fed/Other State/CYA	14	14	0	0	0	0	0	0
Escape	32	30	0	2	0	0	0	0
Court	1,114	1,012	5	96	0	0	0	1
Jail	78	78	0	0	0	0	0	0
Hospital/Medical	721	629	0	88	0	0	0	4
Temp. Community Release	2	2	0	0	0	0	0	0
Other	27	27	0	0	0	0	0	0
<b>TOTAL DEPARTURES</b>	<b>29,385</b>	<b>26,716</b>	<b>7</b>	<b>2,305</b>	<b>1</b>	<b>3</b>	<b>1</b>	<b>352</b>
Institution Transfers	18,088	16,967	0	1,044	1	3	0	73
Paroled	8,530	7,548	0	982	0	0	0	0
First Release to Parole	5,321	4,339	0	982	0	0	0	0
Reparole	3,209	3,209	0	0	0	0	0	0
Released to CYA Parole	7	7	0	0	0	0	0	0
Discharged	453	108	2	73	0	0	1	269
Died	5	4	0	1	0	0	0	0
Other Departures	2,302	2,082	5	205	0	0	0	10
Fed/Other State/CYA	5	5	0	0	0	0	0	0
Escape	69	67	0	2	0	0	0	0
Court	1,227	1,103	5	115	0	0	0	4
Jail	186	186	0	0	0	0	0	0
Hospital/Medical	751	657	0	88	0	0	0	6
Temp. Community Release	3	3	0	0	0	0	0	0
Other	61	61	0	0	0	0	0	0
Net Received-Released	-170	-155	1	-10	0	2	-1	-7
Uncategorized Moves	-30	-25	-1	1	0	0	0	-5
Population: Dec 31, 1991	6,302	5,678	0	587	2	3	0	32
Departures from Temp. Leave	287	271	2	12	0	0	0	2
Paroled	253	252	0	1	0	0	0	0
First Release to Parole	142	141	0	1	0	0	0	0
Reparole	111	111	0	0	0	0	0	0
Discharged	26	11	2	11	0	0	0	2
Died	8	8	0	0	0	0	0	0

Report # MOVE - 5

Female Institution Population Movements

AVENAL STATE PRISON - AVENAL  
 Calendar Year 1991

Movement	Commitment Type		
	Total	Felon	Safe-keeper
Population: Jan 1, 1991	596	596	0
<b>TOTAL ARRIVALS</b>	<b>157</b>	<b>157</b>	<b>0</b>
Institution Transfers	148	148	0
New Admissions	0	0	0
Parole Returns	0	0	0
PV-RTC and OPRTFT	0	0	0
PV-WNT and OPRTFT	0	0	0
Pending Revocation	0	0	0
Psychiatric Returns	0	0	0
CYA Supv. Parole Returns	0	0	0
Other Arrivals	9	9	0
Fed/Other State/CYA	0	0	0
Escape	0	0	0
Court	8	8	0
Jail	0	0	0
Hospital/Medical	1	1	0
Temp. Community Release	0	0	0
Other	0	0	0
<b>TOTAL DEPARTURES</b>	<b>755</b>	<b>755</b>	<b>0</b>
Institution Transfers	538	538	0
Paroled	193	193	0
First Release to Parole	182	182	0
Reparole	11	11	0
Released to CYA Parole	0	0	0
Discharged	1	1	0
Died	0	0	0
Other Departures	23	23	0
Fed/Other State/CYA	0	0	0
Escape	0	0	0
Court	11	11	0
Jail	11	11	0
Hospital/Medical	1	1	0
Temp. Community Release	0	0	0
Other	0	0	0
Net Received-Released	-598	-598	0
Uncategorized Moves	2	2	0
Population: Dec 31, 1991	0	0	0
Departures from Temp. Leave	17	16	1
Paroled	16	16	0
First Release to Parole	13	13	0
Reparole	3	3	0
Discharged	1	0	1
Died	0	0	0

Report # MOVE - 5



Female Institution Population Movements

CALIFORNIA INSTITUTION FOR WOMEN - CORONA  
 Calendar Year 1991

Movement	Total	Felon	Commitment Type				County Diag- nostic
			Civil Narc. Addict	Federal Cases	From Other States	Youth Author.	
Population: Jan 1, 1991	1,793	1,733	29	1	1	1	28
<b>TOTAL ARRIVALS</b>	<b>6,999</b>	<b>6,553</b>	<b>402</b>	<b>0</b>	<b>1</b>	<b>0</b>	<b>43</b>
Institution Transfers	6,254	5,861	352	0	1	0	40
New Admissions	2	0	2	0	0	0	0
Parole Returns	5	5	0	0	0	0	0
PV-RTC and OPRTFT	5	5	0	0	0	0	0
PV-WNT and OPRTFT	0	0	0	0	0	0	0
Pending Revocation	0	0	0	0	0	0	0
Psychiatric Returns	0	0	0	0	0	0	0
CYA Supv. Parole Returns	0	0	0	0	0	0	0
Other Arrivals	738	687	48	0	0	0	3
Fed/Other State/CYA	0	0	0	0	0	0	0
Escape	0	0	0	0	0	0	0
Court	291	287	4	0	0	0	0
Jail	6	6	0	0	0	0	0
Hospital/Medical	441	394	44	0	0	0	3
Temp. Community Release	0	0	0	0	0	0	0
Other	0	0	0	0	0	0	0
<b>TOTAL DEPARTURES</b>	<b>7,281</b>	<b>6,821</b>	<b>389</b>	<b>0</b>	<b>1</b>	<b>1</b>	<b>69</b>
Institution Transfers	4,493	4,161	309	0	1	0	22
Paroled	1,806	1,806	0	0	0	0	0
First Release to Parole	765	765	0	0	0	0	0
Reparole	1,041	1,041	0	0	0	0	0
Released to CYA Parole	1	1	0	0	0	0	0
Discharged	92	22	23	0	0	1	46
Died	2	2	0	0	0	0	0
Other Departures	887	829	57	0	0	0	1
Fed/Other State/CYA	2	2	0	0	0	0	0
Escape	0	0	0	0	0	0	0
Court	360	346	14	0	0	0	0
Jail	42	42	0	0	0	0	0
Hospital/Medical	456	412	43	0	0	0	1
Temp. Community Release	0	0	0	0	0	0	0
Other	27	27	0	0	0	0	0
Net Received-Released	-282	-268	13	0	0	-1	-26
Uncategorized Moves	-21	-20	-1	0	0	0	0
Population: Dec 31, 1991	1,490	1,445	41	1	1	0	2
Departures from Temp. Leave	105	99	6	0	0	0	0
Paroled	90	90	0	0	0	0	0
First Release to Parole	47	47	0	0	0	0	0
Reparole	43	43	0	0	0	0	0
Discharged	8	2	6	0	0	0	0
Died	7	7	0	0	0	0	0

Report # MOVE - 5

Female Institution Population Movements

CALIFORNIA REHABILITATION CENTER - NORCO  
 Calendar Year 1991

Movement	Total	Felon	Commitment Type	
			Civil Narc. Addict	County Diagnostic
Population: Jan 1, 1991	796	235	561	0
<b>TOTAL ARRIVALS</b>	<b>1,886</b>	<b>582</b>	<b>1,303</b>	<b>1</b>
Institution Transfers	780	468	312	0
New Admissions	373	0	372	1
Parole Returns	554	46	508	0
PV-RTC and OPRTFT	543	46	497	0
PV-WNT and OPRTFT	11	0	11	0
Pending Revocation	0	0	0	0
Psychiatric Returns	0	0	0	0
CYA Supv. Parole Returns	2	2	0	0
Other Arrivals	177	66	111	0
Fed/Other State/CYA	0	0	0	0
Escape	2	1	1	0
Court	114	48	66	0
Jail	0	0	0	0
Hospital/Medical	57	13	44	0
Temp. Community Release	0	0	0	0
Other	4	4	0	0
<b>TOTAL DEPARTURES</b>	<b>1,890</b>	<b>555</b>	<b>1,334</b>	<b>1</b>
Institution Transfers	277	111	165	1
Paroled	1,297	315	982	0
First Release to Parole	1,243	261	982	0
Reparole	54	54	0	0
Released to CYA Parole	0	0	0	0
Discharged	77	31	46	0
Died	1	0	1	0
Other Departures	238	98	140	0
Fed/Other State/CYA	0	0	0	0
Escape	4	2	2	0
Court	153	59	94	0
Jail	9	9	0	0
Hospital/Medical	57	13	44	0
Temp. Community Release	0	0	0	0
Other	15	15	0	0
Net Received-Released	-4	27	-31	0
Uncategorized Moves	-1	-2	1	0
Population: Dec 31, 1991	791	260	531	0
Departures from Temp. Leave	33	28	5	0
Paroled	27	26	1	0
First Release to Parole	20	19	1	0
Reparole	7	7	0	0
Discharged	6	2	4	0
Died	0	0	0	0

Report # MOVE - 5

Female Institution Population Movements

CENTRAL CALIFORNIA WOMEN'S FACILITY - CHOWCHILLA  
 Calendar Year 1991

Movement	Total	Felon	Commitment Type		
			Civil Narc. Addict	Federal Cases	From Other States
Population: Jan 1, 1991	1,404	1,404	0	0	0
<b>TOTAL ARRIVALS</b>	<b>3,279</b>	<b>3,273</b>	<b>4</b>	<b>1</b>	<b>1</b>
Institution Transfers	2,886	2,882	2	1	1
New Admissions	0	0	0	0	0
Parole Returns	0	0	0	0	0
PV-RTC and OPRTFT	0	0	0	0	0
PV-WNT and OPRTFT	0	0	0	0	0
Pending Revocation	0	0	0	0	0
Psychiatric Returns	0	0	0	0	0
CYA Supv. Parole Returns	0	0	0	0	0
Other Arrivals	393	391	2	0	0
Fed/Other State/CYA	0	0	0	0	0
Escape	0	0	0	0	0
Court	282	280	2	0	0
Jail	0	0	0	0	0
Hospital/Medical	110	110	0	0	0
Temp. Community Release	1	1	0	0	0
Other	0	0	0	0	0
<b>TOTAL DEPARTURES</b>	<b>3,100</b>	<b>3,095</b>	<b>5</b>	<b>0</b>	<b>0</b>
Institution Transfers	864	861	3	0	0
Paroled	1,766	1,766	0	0	0
First Release to Parole	1,394	1,394	0	0	0
Reparole	372	372	0	0	0
Released to CYA Parole	0	0	0	0	0
Discharged	14	13	1	0	0
Died	0	0	0	0	0
Other Departures	456	455	1	0	0
Fed/Other State/CYA	2	2	0	0	0
Escape	0	0	0	0	0
Court	315	314	1	0	0
Jail	20	20	0	0	0
Hospital/Medical	110	110	0	0	0
Temp. Community Release	1	1	0	0	0
Other	8	8	0	0	0
Net Received-Released	179	178	-1	1	1
Uncategorized Moves	-40	-41	1	0	0
Population: Dec 31, 1991	1,543	1,541	0	1	1
Departures from Temp. Leave	45	45	0	0	0
Paroled	44	44	0	0	0
First Release to Parole	33	33	0	0	0
Reparole	11	11	0	0	0
Discharged	1	1	0	0	0
Died	0	0	0	0	0

Report # MOVE - 5

Female Institution Population Movements  
 NORTHERN CALIFORNIA WOMEN'S FACILITY - STOCKTON  
 Calendar Year 1991

Movement	Commitment Type			
	Total	Felon	Safe-keeper	Civil Narc. Addict
Population: Jan 1, 1991	532	532	0	0
<b>TOTAL ARRIVALS</b>	<b>1,532</b>	<b>1,490</b>	<b>8</b>	<b>34</b>
Institution Transfers	1,370	1,358	0	2
New Admissions	3	0	3	0
Parole Returns	34	2	0	32
PV-RTC and OPRTFT	32	0	0	32
PV-WNT and OPRTFT	0	0	0	0
Pending Revocation	2	2	0	0
Psychiatric Returns	0	0	0	0
CYA Supv. Parole Returns	0	0	0	0
Other Arrivals	125	120	5	0
Fed/Other State/CYA	5	5	0	0
Escape	4	4	0	0
Court	95	90	5	0
Jail	5	5	0	0
Hospital/Medical	16	16	0	0
Temp. Community Release	0	0	0	0
Other	0	0	0	0
<b>TOTAL DEPARTURES</b>	<b>1,413</b>	<b>1,374</b>	<b>7</b>	<b>32</b>
Institution Transfers	396	365	0	31
Paroled	829	829	0	0
First Release to Parole	443	443	0	0
Reparole	386	386	0	0
Released to CYA Parole	0	0	0	0
Discharged	13	10	2	1
Died	1	1	0	0
Other Departures	174	169	5	0
Fed/Other State/CYA	0	0	0	0
Escape	0	0	0	0
Court	133	128	5	0
Jail	19	19	0	0
Hospital/Medical	16	16	0	0
Temp. Community Release	1	1	0	0
Other	5	5	0	0
Net Received-Released	119	116	1	2
Uncategorized Moves	-13	-12	-1	0
Population: Dec 31, 1991	638	636	0	2
Departures from Temp. Leave	39	38	1	0
Paroled	38	38	0	0
First Release to Parole	19	19	0	0
Reparole	19	19	0	0
Discharged	1	0	1	0
Died	0	0	0	0

Report # MOVE - 5

Female Institution Population Movements

SIERRA CONSERVATION CENTER - JAMESTOWN  
 Calendar Year 1991

Movement	Commitment Type	
	Total	Felon
Population: Jan 1, 1991	322	322
<b>TOTAL ARRIVALS</b>	<b>1,437</b>	<b>1,437</b>
Institution Transfers	1,437	1,437
New Admissions	0	0
Parole Returns	0	0
PV-RTC and OPRTFT	0	0
PV-WNT and OPRTFT	0	0
Pending Revocation	0	0
Psychiatric Returns	0	0
CYA Supv. Parole Returns	0	0
Other Arrivals	0	0
Fed/Other State/CYA	0	0
Escape	0	0
Court	0	0
Jail	0	0
Hospital/Medical	0	0
Temp. Community Release	0	0
Other	0	0
<b>TOTAL DEPARTURES</b>	<b>1,456</b>	<b>1,456</b>
Institution Transfers	1,075	1,075
Paroled	345	345
First Release to Parole	345	345
Reparole	0	0
Released to CYA Parole	0	0
Discharged	2	2
Died	0	0
Other Departures	34	34
Fed/Other State/CYA	0	0
Escape	0	0
Court	30	30
Jail	1	1
Hospital/Medical	0	0
Temp. Community Release	0	0
Other	3	3
Net Received-Released	-19	-19
Uncategorized Moves	-2	-2
Population: Dec 31, 1991	301	301
Departures from Temp. Leave	5	5
Paroled	5	5
First Release to Parole	5	5
Reparole	0	0
Discharged	0	0
Died	0	0

Report # MOVE - 5

Female Institution Population Movements

CALIFORNIA INSTITUTION FOR WOMEN (RECP) - CORONA  
 Calendar Year 1991

Movement	Total	Felon	Commitment Type		
			Civil Narc. Addict	From Other States	County Diag- nostic
Population: Jan 1, 1991	266	255	1	0	10
<b>TOTAL ARRIVALS</b>	<b>5,963</b>	<b>5,504</b>	<b>367</b>	<b>2</b>	<b>90</b>
Institution Transfers	2,450	2,062	363	0	25
New Admissions	1,390	1,322	1	2	65
Parole Returns	1,971	1,971	0	0	0
PV-RTC and OPRTFT	38	38	0	0	0
PV-WNT and OPRTFT	402	402	0	0	0
Pending Revocation	1,531	1,531	0	0	0
Psychiatric Returns	0	0	0	0	0
CYA Supv. Parole Returns	2	2	0	0	0
Other Arrivals	150	147	3	0	0
Fed/Other State/CYA	5	5	0	0	0
Escape	6	6	0	0	0
Court	117	114	3	0	0
Jail	6	6	0	0	0
Hospital/Medical	13	13	0	0	0
Temp. Community Release	0	0	0	0	0
Other	3	3	0	0	0
<b>TOTAL DEPARTURES</b>	<b>6,051</b>	<b>5,587</b>	<b>367</b>	<b>1</b>	<b>96</b>
Institution Transfers	5,737	5,325	365	1	46
Paroled	188	188	0	0	0
First Release to Parole	14	14	0	0	0
Reparole	174	174	0	0	0
Released to CYA Parole	0	0	0	0	0
Discharged	48	3	1	0	44
Died	0	0	0	0	0
Other Departures	78	71	1	0	6
Fed/Other State/CYA	0	0	0	0	0
Escape	0	0	0	0	0
Court	43	40	0	0	3
Jail	9	9	0	0	0
Hospital/Medical	25	21	1	0	3
Temp. Community Release	0	0	0	0	0
Other	1	1	0	0	0
Net Received-Released	-88	-83	0	1	-6
Uncategorized Moves	36	37	0	0	-1
Population: Dec 31, 1991	214	209	1	1	3
Departures from Temp. Leave	11	10	0	0	1
Paroled	6	6	0	0	0
First Release to Parole	1	1	0	0	0
Reparole	5	5	0	0	0
Discharged	5	4	0	0	1
Died	0	0	0	0	0

Report # MOVE - 5

Female Institution Population Movements

CENTRAL CALIFORNIA WOMEN'S FACILITY (RECEPTION) - CHOWCHILLA  
 Calendar Year 1991

Movement	Total	Felon	Commitment Type			
			Civil Narc. Addict	Federal Cases	From Other States	County Diag- nostic
Population: Jan 1, 1991	224	212	5	1	0	6
<b>TOTAL ARRIVALS</b>	<b>4,185</b>	<b>3,788</b>	<b>185</b>	<b>0</b>	<b>1</b>	<b>211</b>
Institution Transfers	211	189	13	0	1	8
New Admissions	2,430	2,145	84	0	0	201
Parole Returns	1,316	1,250	66	0	0	0
PV-RTC and OPRTFT	325	262	63	0	0	0
PV-WNT and OPRTFT	615	612	3	0	0	0
Pending Revocation	376	376	0	0	0	0
Psychiatric Returns	0	0	0	0	0	0
CYA Supv. Parole Returns	3	3	0	0	0	0
Other Arrivals	225	201	22	0	0	2
Fed/Other State/CYA	1	1	0	0	0	0
Escape	3	2	1	0	0	0
Court	155	133	21	0	0	1
Jail	9	9	0	0	0	0
Hospital/Medical	56	55	0	0	0	1
Temp. Community Release	0	0	0	0	0	0
Other	1	1	0	0	0	0
<b>TOTAL DEPARTURES</b>	<b>3,944</b>	<b>3,578</b>	<b>178</b>	<b>1</b>	<b>1</b>	<b>186</b>
Institution Transfers	3,309	3,132	171	1	1	4
Paroled	257	257	0	0	0	0
First Release to Parole	32	32	0	0	0	0
Reparole	225	225	0	0	0	0
Released to CYA Parole	1	1	0	0	0	0
Discharged	183	3	1	0	0	179
Died	1	1	0	0	0	0
Other Departures	193	184	6	0	0	3
Fed/Other State/CYA	0	0	0	0	0	0
Escape	0	0	0	0	0	0
Court	123	116	6	0	0	1
Jail	10	10	0	0	0	0
Hospital/Medical	58	56	0	0	0	2
Temp. Community Release	0	0	0	0	0	0
Other	2	2	0	0	0	0
Net Received-Released	241	210	7	-1	0	25
Uncategorized Moves	49	53	0	0	0	-4
Population: Dec 31, 1991	514	475	12	0	0	27
Departures from Temp. Leave	12	10	1	0	0	1
Paroled	8	8	0	0	0	0
First Release to Parole	0	0	0	0	0	0
Reparole	8	8	0	0	0	0
Discharged	3	1	1	0	0	1
Died	1	1	0	0	0	0

Report # MOVE - 5

Female Institution Population Movements

NORTHERN CALIFORNIA WOMEN'S FACILITY (RECEPTION) - STOCKTON  
 Calendar Year 1991

Commitment Type		
Movement	Total	Felon
Population: Jan 1, 1991	172	172
<b>TOTAL ARRIVALS</b>	<b>1,115</b>	<b>1,115</b>
Institution Transfers	6	6
New Admissions	0	0
Parole Returns	1,033	1,033
PV-RTC and OPRTFT	205	205
PV-WNT and OPRTFT	2	2
Pending Revocation	826	826
Psychiatric Returns	0	0
CYA Supv. Parole Returns	1	1
Other Arrivals	75	75
Fed/Other State/CYA	1	1
Escape	0	0
Court	16	16
Jail	52	52
Hospital/Medical	6	6
Temp. Community Release	0	0
Other	0	0
<b>TOTAL DEPARTURES</b>	<b>1,213</b>	<b>1,213</b>
Institution Transfers	913	913
Paroled	209	209
First Release to Parole	2	2
Reparole	207	207
Released to CYA Parole	0	0
Discharged	2	2
Died	0	0
Other Departures	89	89
Fed/Other State/CYA	0	0
Escape	0	0
Court	18	18
Jail	65	65
Hospital/Medical	6	6
Temp. Community Release	0	0
Other	0	0
Net Received-Released	-98	-98
Uncategorized Moves	14	14
Population: Dec 31, 1991	88	88
Departures from Temp. Leave	14	14
Paroled	13	13
First Release to Parole	0	0
Reparole	13	13
Discharged	1	1
Died	0	0

Report # MOVE - 5



Female Institution Population Movements  
 Community Correctional Center - Region I  
 Calendar Year 1991

Commitment Type		
Movement	Total	Felon
Population: Jan 1, 1991	177	177
<b>TOTAL ARRIVALS</b>	<b>1,901</b>	<b>1,901</b>
Institution Transfers	1,838	1,838
New Admissions	0	0
Parole Returns	7	7
PV-RTC and OPRTFT	7	7
PV-WNT and OPRTFT	0	0
Pending Revocation	0	0
Psychiatric Returns	0	0
CYA Supv. Parole Returns	0	0
Other Arrivals	56	56
Fed/Other State/CYA	0	0
Escape	1	1
Court	35	35
Jail	0	0
Hospital/Medical	19	19
Temp. Community Release	1	1
Other	0	0
<b>TOTAL DEPARTURES</b>	<b>1,486</b>	<b>1,486</b>
Institution Transfers	315	315
Paroled	1,079	1,079
First Release to Parole	507	507
Reparole	572	572
Released to CYA Parole	2	2
Discharged	18	18
Died	0	0
Other Departures	72	72
Fed/Other State/CYA	1	1
Escape	10	10
Court	40	40
Jail	0	0
Hospital/Medical	20	20
Temp. Community Release	1	1
Other	0	0
Net Received-Released	415	415
Uncategorized Moves	-40	-40
Population: Dec 31, 1991	552	552
Departures from Temp. Leave	6	6
Paroled	6	6
First Release to Parole	4	4
Reparole	2	2
Discharged	0	0
Died	0	0

Report # MOVE - 5

Female Institution Population Movements  
 Community Correctional Center - Region II  
 Calendar Year 1991

Commitment Type		
Movement	Total	Felon
Population: Jan 1, 1991	60	60
<b>TOTAL ARRIVALS</b>	<b>262</b>	<b>262</b>
Institution Transfers	243	243
New Admissions	0	0
Parole Returns	0	0
PV-RTC and OPRTFT	0	0
PV-WNT and GPRTFT	0	0
Pending Revocation	0	0
Psychiatric Returns	0	0
CYA Supv. Parole Returns	0	0
Other Arrivals	19	19
Fed/Other State/CYA	0	0
Escape	6	6
Court	0	0
Jail	0	0
Hospital/Medical	2	2
Temp. Community Release	0	0
Other	11	11
<b>TOTAL DEPARTURES</b>	<b>232</b>	<b>232</b>
Institution Transfers	52	52
Paroled	153	153
First Release to Parole	153	153
Reparole	0	0
Released to CYA Parole	1	1
Discharged	1	1
Died	0	0
Other Departures	25	25
Fed/Other State/CYA	0	0
Escape	23	23
Court	0	0
Jail	0	0
Hospital/Medical	2	2
Temp. Community Release	0	0
Other	0	0
Net Received-Released	30	30
Uncategorized Moves	-6	-6
Population: Dec 31, 1991	84	84
Departures from Temp. Leave	0	0
Paroled	0	0
First Release to Parole	0	0
Reparole	0	0
Discharged	0	0
Died	0	0

Report # MOVE - 5

Female Institution Population Movements  
 Community Correctional Center - Region III  
 Calendar Year 1991

Commitment Type		
Movement	Total	Felon
Population: Jan 1, 1991	42	42
<b>TOTAL ARRIVALS</b>	<b>140</b>	<b>140</b>
Institution Transfers	132	132
New Admissions	0	0
Parole Returns	0	0
PV-RTC and OPRTFT	0	0
PV-WNT and OPRTFT	0	0
Pending Revocation	0	0
Psychiatric Returns	0	0
CYA Supv. Parole Returns	0	0
Other Arrivals	8	8
Fed/Other State/CYA	2	2
Escape	6	6
Court	0	0
Jail	0	0
Hospital/Medical	0	0
Temp. Community Release	0	0
Other	0	0
<b>TOTAL DEPARTURES</b>	<b>140</b>	<b>140</b>
Institution Transfers	16	16
Paroled	103	103
First Release to Parole	103	103
Reparole	0	0
Released to CYA Parole	2	2
Discharged	0	0
Died	0	0
Other Departures	19	19
Fed/Other State/CYA	0	0
Escape	19	19
Court	0	0
Jail	0	0
Hospital/Medical	0	0
Temp. Community Release	0	0
Other	0	0
Net Received-Released	0	0
Uncategorized Moves	-5	-5
Population: Dec 31, 1991	37	37
Departures from Temp. Leave	0	0
Paroled	0	0
First Release to Parole	0	0
Reparole	0	0
Discharged	0	0
Died	0	0

Report # MOVE - 5

Female Institution Population Movements  
 Community Correctional Center - Region IV  
 Calendar Year 1991

Movement	Commitment Type	
	Total	Felon
Population: Jan 1, 1991	118	118
<b>TOTAL ARRIVALS</b>	<b>359</b>	<b>359</b>
Institution Transfers	333	333
New Admissions	0	0
Parole Returns	13	13
PV-RTC and OPRTFT	13	13
PV-WNT and OPRTFT	0	0
Pending Revocation	0	0
Psychiatric Returns	0	0
CYA Supv. Parole Returns	0	0
Other Arrivals	13	13
Fed/Other State/CYA	0	0
Escape	4	4
Court	1	1
Jail	0	0
Hospital/Medical	0	0
Temp. Community Release	0	0
Other	8	8
<b>TOTAL DEPARTURES</b>	<b>424</b>	<b>424</b>
Institution Transfers	103	103
Paroled	305	305
First Release to Parole	138	138
Reparole	167	167
Released to CYA Parole	0	0
Discharged	2	2
Died	0	0
Other Departures	14	14
Fed/Other State/CYA	0	0
Escape	13	13
Court	1	1
Jail	0	0
Hospital/Medical	0	0
Temp. Community Release	0	0
Other	0	0
Net Received-Released	-65	-65
Uncategorized Moves	-3	-3
Population: Dec 31, 1991	50	50
Departures from Temp. Leave	0	0
Paroled	0	0
First Release to Parole	0	0
Reparole	0	0
Discharged	0	0
Died	0	0

Report # MOVE - 5