

143236

# Staff & Prisoner Assaults

143236


U.S. Department of Justice  
National Institute of Justice

This document has been reproduced exactly as received from the person or organization originating it. Points of view or opinions stated in this document are those of the authors and do not necessarily represent the official position or policies of the National Institute of Justice.

Permission to reproduce this copyrighted material has been granted by  
Michigan Department of Corrections

to the National Criminal Justice Reference Service (NCJRS).

Further reproduction outside of the NCJRS system requires permission of the copyright owner.



A comprehensive graphical analysis of  
assaults in Michigan Prisons (1992)

Michigan Department of Corrections

**Staff & Prisoner Assaults  
1992**

**Prepared by:** Michael Bronson, CFA  
**Date:** April 2, 1993  
**Source:** Critical Incident Reports  
located in CFA

# Table of Contents

## SECTION I

### Analysis

## SECTION II

### Staff Assaults (graphs)

#### Part A: General Information

- Types of assaults
- Weapons used in assaults
- Assaults -by days of the week
- Assaults -by months of the Year
- Assaults -by location
- Assaults -by time of the day
- Inst with the highest # of assaults - sorted by TYPES of assaults (Graph)
- Inst with the highest # of assaults - sorted by WEAPONS used (Graph)
- Inst with the highest # of assaults - sorted by TYPES of assaults (Table)
- Inst with the highest # of assaults - sorted by WEAPONS used (Table)
- Assaults -by institution (2 pages)

#### Part B: Type of Assaults

- Assaults -by days of the week
- Assaults -by months of the Year
- Assaults -by location

#### Part C: Weapons Used in Assaults

- Assaults -by days of the week
- Assaults -by months of the Year
- Assaults -by location

#### Part D: Assaults Requiring Outside Hospital ER Treatment

- Types of assaults
- Weapons used in assaults
- Assaults -by location
- Assaults -by time of the day
- Percentage of victims needing ER treatment -by institution
- Number of victims needing ER treatment -by institution

#### Part E: Institutional Breakdown

- Number of assaults (actual numbers) -2 pages
- Number of assaults (assaults per 1000 prisoners) -2 pages
- Types of assaults -2 pages
- Weapons used in assaults -2 pages
- Weapons used in assaults (minus the top 9 institutions) -2 pages

## SECTION III

### Prisoner Assaults (graphs)

#### Part A: General Information

Types of assaults  
Weapons used in assaults  
Assaults -by days of the week  
Assaults -by months of the Year  
Assaults -by location  
Assaults -by time of the day  
Inst with the highest # of assaults - sorted by TYPES of assaults (Graph)  
Inst with the highest # of assaults - sorted by WEAPONS used (Graph)  
Inst with the highest # of assaults - sorted by TYPES of assaults (Table)  
Inst with the highest # of assaults - sorted by WEAPONS used (Table)  
Assaults -by institution (2 pages)

**Part B: Type of Assaults**

Assaults -by days of the week  
Assaults -by months of the Year  
Assaults -by location

**Part C: Weapons Used in Assaults**

Assaults -by days of the week  
Assaults -by months of the Year  
Assaults -by location

**Part D: Assaults Requiring Outside Hospital ER Treatment**

Types of assaults  
Weapons used in assaults  
Assaults -by location  
Assaults -by time of the day  
Percentage of victims needing ER treatment -by institution  
Number of victims needing ER treatment -by institution

**Part E: Institutional Breakdown**

Number of assaults (actual numbers) -2 pages  
Number of assaults (assaults per 1000 prisoners) -2 pages  
Types of assaults -2 pages  
Types of assaults (minus the top 8 institutions) -2 pages  
Weapons used in assaults -2 pages  
Weapons used in assaults (minus the top 4 institutions) -2 pages

**SECTION IV Comparing Staff & Prisoner Assaults (graphs)**

Number of assaults  
Types of assaults  
Weapons used in assaults  
By days of the week  
By month of the year  
By location  
Those needing to go to an outside hospital ER  
By time of day  
Those needing to go to an outside hospital ER -by time of day

**SECTION V Raw Data (tables)**

# **Section I**

## **Analysis**

## USING THIS REPORT

This report is designed to be a graphical resource on assaults in Michigan Prisons. Although important information is highlighted in this section, you will receive the greatest benefit from this report by looking up specific topic in sections II - V. The assaults can be viewed from many different perspectives, such as:

- TYPES** of assaults
- Types of **WEAPONS** used in the assault
- Assaults by **DAYS** of week
- Assaults by the **MONTH** of the year
- Assaults by **LOCATION**
- Assaults by **TIME** of day
- Assaults by **INSTITUTIONS**
- Assaults resulting in the victim needing to go to outside hospital **ER**
- Staff assaults compared to prisoner assaults

In this section several *small* graphs are provided to give you a quick overview of this study. These same graphs are found in their *full* size later on in this report. Besides simple 2-Dimensional graphs, this information is also broken down into complex 3-dimensional graphs to provide a comprehensive view on assaults.

## SOURCE

The report was compiled from the critical incident reports located on file at the Correctional Facility Administration. This report covers all 12 months of 1992.

## ADJUSTMENTS FOR COMPARISON

Most of this report uses the *actual* number of assaults. There are some cases (such as comparing one institution with another) where the numbers had to be adjusted for comparison. In these situations, all of the numbers have been adjusted to the number of assaults per 1000 prisoners. For example, if an institution has 500 prisoner and had 10 assaults, it will be adjusted to show that it has 20 assaults per 1000 prisoners.

## TYPES OF ASSAULTS

<b>Weapons</b>	(knives, locks, clubs, etc)
<b>Fist</b>	(striking, slapping, kicking & biting)
<b>Push</b>	(Pushing, shoving, blocking & grabbing)
<b>Urine</b>	(Urine, feces, "unknown" liquid)
<b>Spit</b>	

## TYPES OF WEAPONS

<b>Knives</b>	(knives, scissors, TV antennas, etc.)
<b>Locks</b>	(locks in a sock or tied to a belt)
<b>Clubs:</b>	(piece of metal, wood or any other hard object)
<b>Razors:</b>	(taken from Bic razors)
<b>Ink-pens:</b>	(ink pens, pencils)
<b>Other:</b>	(food trays, rocks, batteries, books, "unknown" objects, etc.)

# STAFF ASSAULTS

In 1992, there were 728 assaults on staff. When the numbers were adjusted for comparison, the three institutions with the highest number of assaults were:

HVM	158
ICF	115
RCF	114
Average	28

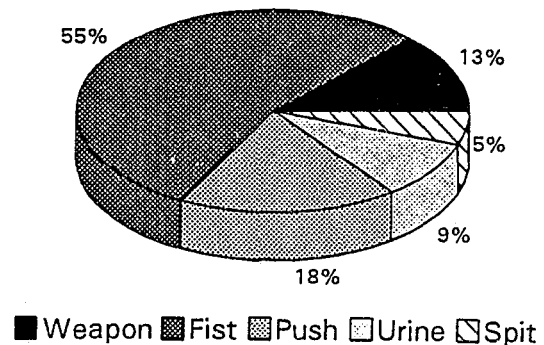
As the pie chart shows, the majority of staff assaults were "fist." Only 13% involved any type of weapons. The occurrence of certain *types* of assaults were much higher at some institutions than the state-wide average. The top 2 institutions are listed below:

<b>Weapons:</b>	HVM (28)	RCF (16)	Avg (3)
<b>Fist:</b>	HVM (90)	ICF (81)	Avg (16)
<b>Push:</b>	HVM (31)	RCF (18)	Avg (5)
<b>Urine:</b>	SMI (17)	SMF (10)	Avg (2)
<b>Spit:</b>	ECF (16)	LMF (12)	Avg (2)

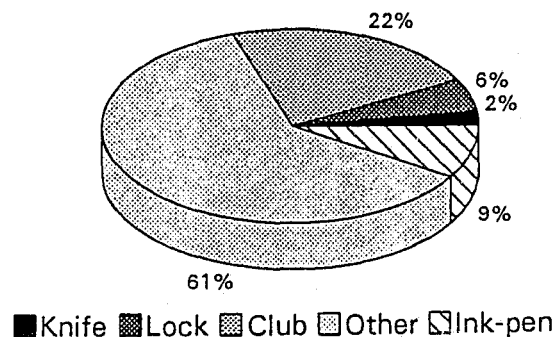
As the pie chart shows, only 2% of the assaults involved a knife. The group "other" was the largest group. The reason this group is so large is because there were many miscellaneous objects used in assaults. The top 2 institutions are listed below:

<b>Knives:</b>	HVM (2.4)	SMN(4)	Avg (0)
<b>Locks:</b>	HVM (4.7)	HTF (1)	Avg (.2)
<b>Clubs:</b>	ICF (3.5)	MTU (2.6)	Avg (.7)
<b>Razors:</b>	HVM (2.4)	N/A	Avg (0)
<b>Ink-pens:</b>	ICF (3.5)	RCF (1.8)	Avg (.3)
<b>Other:</b>	HVM (16.5)	RCF (10.5)	Avg (2.1)

## Types of Assaults - Staff (1992)



## Weapons used in staff assaults (1992)



As the chart shows, the majority of staff assaults were in the housing unit and the cell. The top three locations for *types* of assaults are listed below:

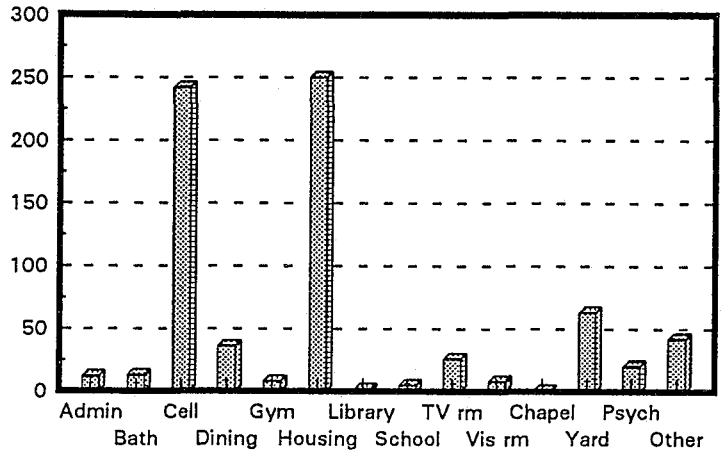
<b>Weapons:</b>	Cell (35)	Housing (33)
<b>Fist:</b>	Housing (145)	Cell (104)
<b>Push:</b>	Housing (53)	Cell (31)
<b>Urine:</b>	Cell (56)	Housing (5)
<b>Spit:</b>	Cell (16)	Housing (14)

The top 2 locations for *types* of weapon used in assaults are listed below:

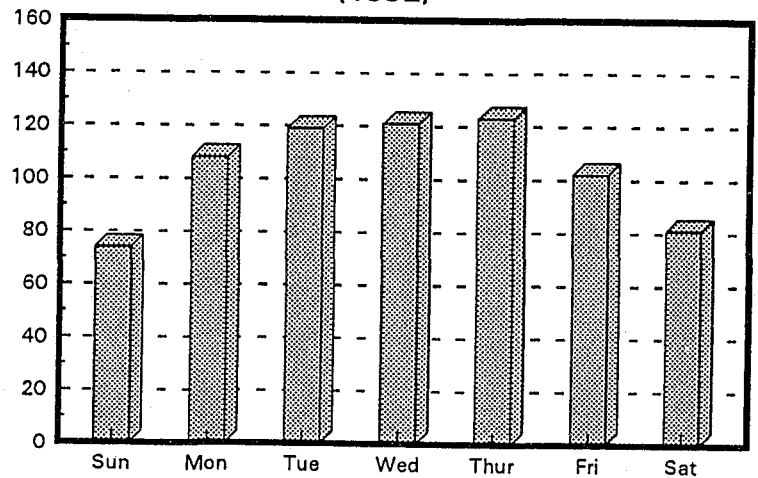
<b>Knives:</b>	Cell (1)	Yard (1)
<b>Locks:</b>	Housing (5)	N/A
<b>Clubs:</b>	Housing (9)	Cell (5)
<b>Razors:</b>	Housing (1)	N/A
<b>Ink-pens:</b>	Cell (7)	N/A
<b>Other:</b>	Cell (20)	Housing (18)

As the chart shows, most of the assaults take place during the middle of the week.

**Staff Assaults - by Location (1992)**



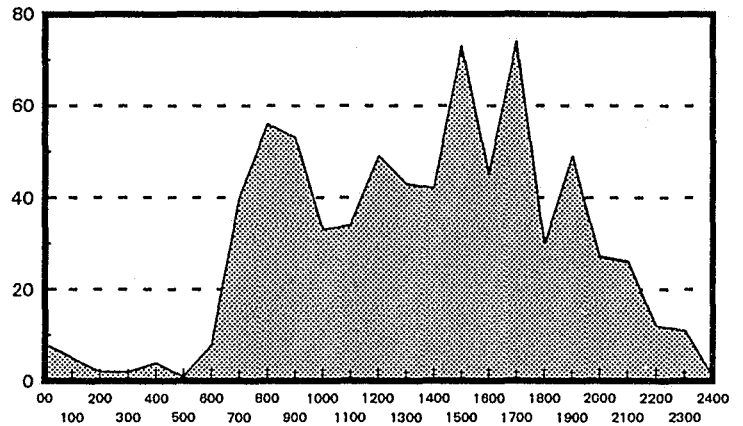
**Staff Assaults - by Days of the Week (1992)**





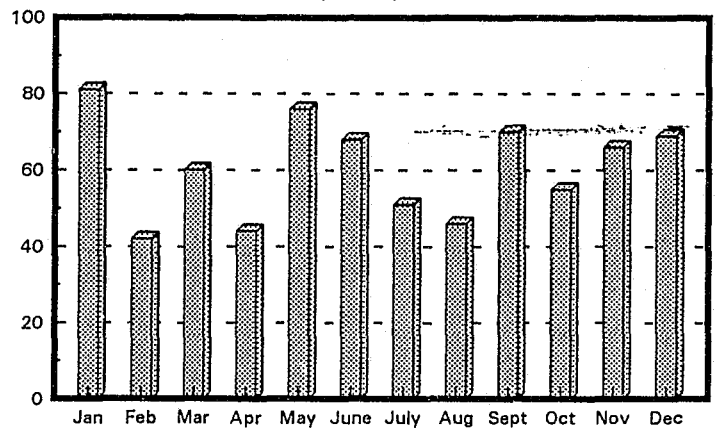
As the chart shows, the majority of staff assaults occur between 800 & 900 hrs. and 1500 & 1700 hrs.

**Staff Assaults - by Time of Day**  
(1992)



While the chart shows that highest number of assaults occurred in January, there is no clear pattern as to the months of the year. It is possible that the holiday season could account for the higher numbers in Nov, Dec & Jan.

**Staff Assaults - by Month of the Year**  
(1992)



Under the current system of data input, there is no way of knowing how serious the victim is injured in an assault. However, to arrive at a "ball-park" figure, I identified the victims that had to go to an outside hospital ER.

There are several reasons why these numbers should not be used for comparison. First, these are some institutions that are located close to the prison hospital, DWH. As a result, many "serious" injuries are treated there instead of an outside Hospital. The prisons that are not located near DWH send their victims to the local hospitals.

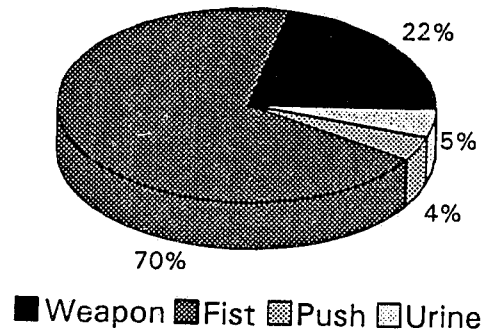
Second, some shift commands may routinely send the victims to an outside hospital, regardless of severity, just to insure that the victim is OK. And of course, the threat of lawsuits may also cause some extra precautions to be taken.

There are two charts included on this page. The first show the types of assaults (in %) in which the victim went to an outside hospital ER. The second shows the Types of weapons used that resulted in the victim having to go to an outside hospital.

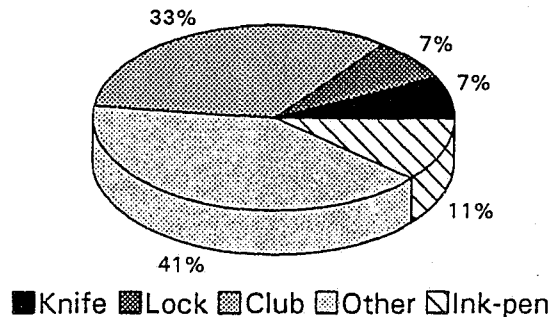
Listed below are the institutions with the highest % of staff going to outside hospitals.

KTF	78%
ATF	50%
MTF	50%
<b>Average</b>	<b>17.1%</b>

### Types of Staff Assaults in which staff went to an outside hospital ER (1992)

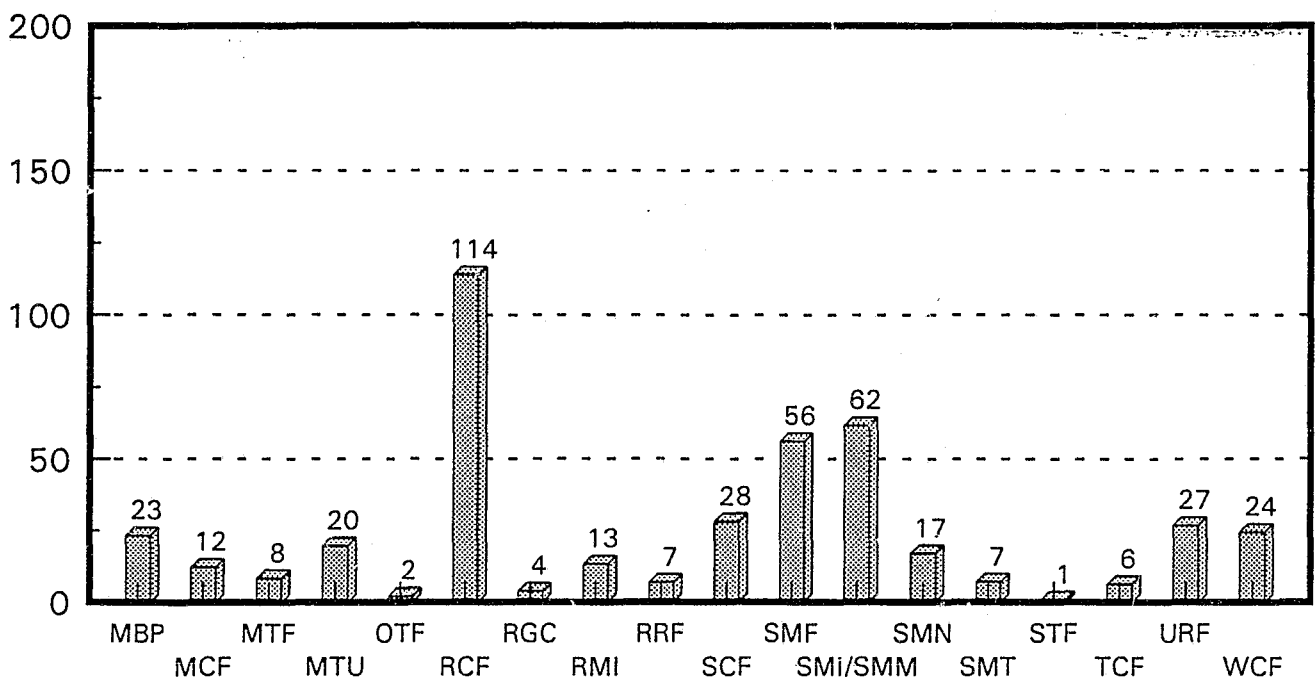
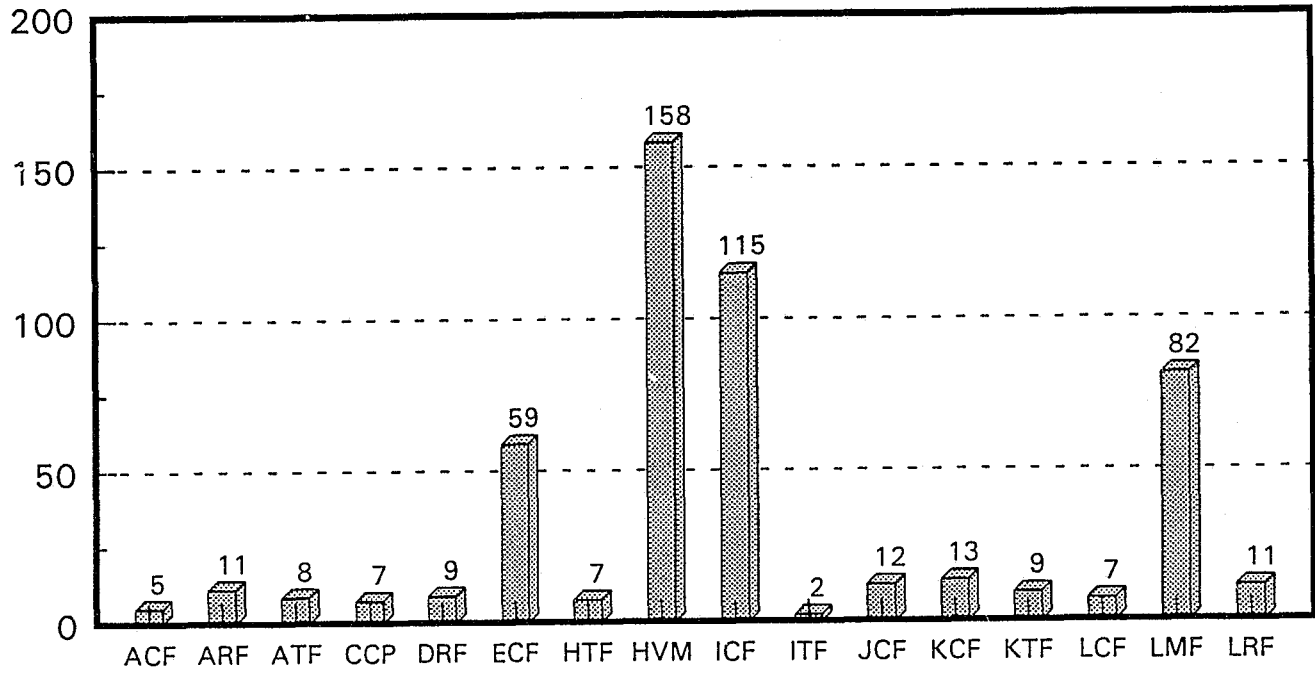


### Types of WEAPONS used in assaults in which staff went to an outside hospital ER (1992)



# Staff Assaults - by Institution

Numbers adjusted for comparison (1992)



# PRISONER ASSAULTS

In 1992, there were 810 assaults on prisoners. When the numbers were adjusted for comparison, the three institutions with the highest number of assaults were:

HVM	99
RCF	83
SMI & SMM	61
Average	24


As the pie chart shows, the majority of prisoner assaults were "fist" (54%) followed by weapons (42%). The top 2 institutions are listed below:

<b>Weapons:</b>	SMI (46)	SMN (31)	Avg (9)
<b>Fist:</b>	HVM (83)	ICF (81)	Avg (15)
<b>Push:</b>	ACF (4.8)	ARF (2.8)	Avg (1)
<b>Urine:</b>	KCF (.8)	N/A	Avg (0)
<b>Spit:</b>	N/A	N/A	Avg (0)

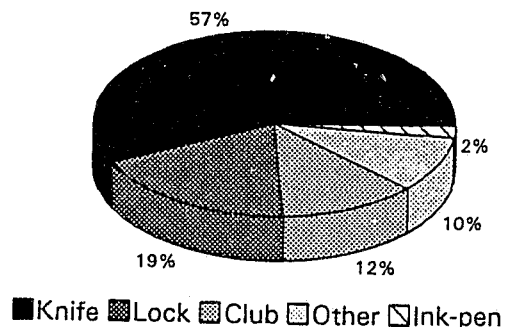
As the pie chart shows, 57% of the assaults involved a knife. The next largest group was lock (19%). The top 2 institutions are listed below:

<b>Knives:</b>	SMI (43)	SMN (25)	Avg (4)
<b>Locks:</b>	OTF (7)	KTF (6)	Avg (1.8)
<b>Clubs:</b>	RCF (7)	MTU (5)	Avg (1.4)
<b>Razors:</b>	SMF (2.4)	RCF (1.8)	Avg (.3)
<b>Ink-pens:</b>	RCF (3.5)	ICF (1.8)	Avg (.2)
<b>Other:</b>	ECF (3.9)	RCF (3.5)	Avg (.8)

## Types of Assaults - Prisoners (1992)



## Weapons used in prisoner assaults (1992)



As the chart shows, the majority of prisoner assaults were in the housing unit and the yard. The top 2 locations for *types* of assaults are listed below:

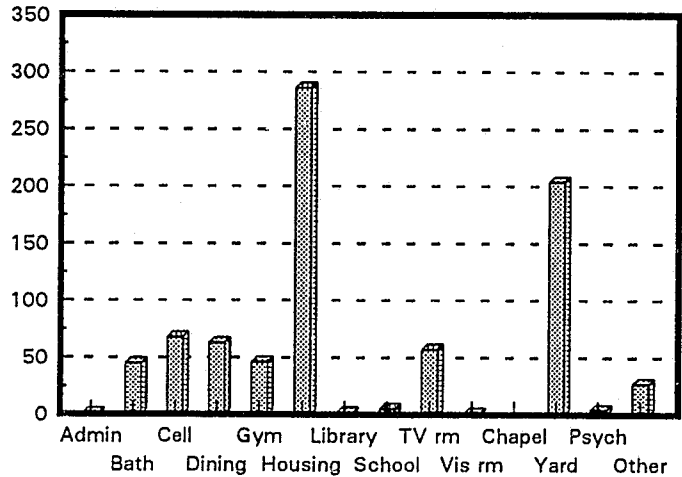
<b>Weapons:</b>	Housing (125)	Yard (113)
<b>Fist:</b>	Housing (150)	Yard (90)
<b>Push:</b>	Cell (12)	Housing (9)
<b>Urine:</b>	N/A	
<b>Spit:</b>	N/A	

The top 2 locations for *types* of weapon used in assaults are listed below:

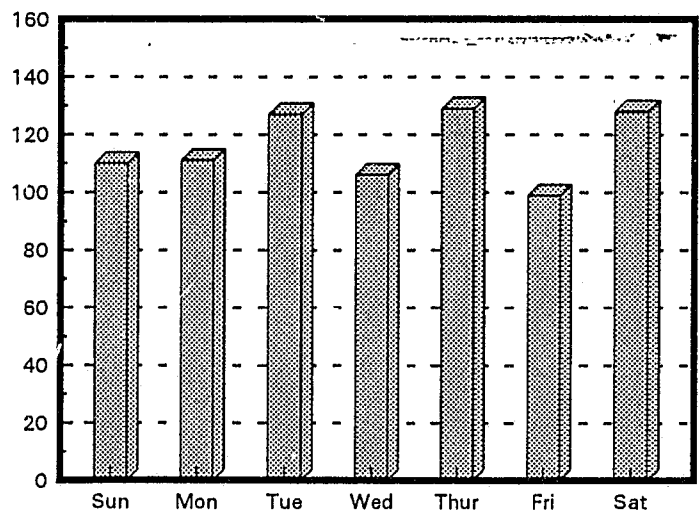
<b>Knives:</b>	Yard (83)	Housing (1)
<b>Locks:</b>	Housing (25)	Yard (15)
<b>Clubs:</b>	Housing (13)	Yard (8)
<b>Razors:</b>	Bath (3)	Cell (2)
<b>Ink-pens:</b>	Housing (2)	Dining (2)
<b>Other:</b>	Housing (5)	Yard (5)

The chart shows no simple pattern as to what day of the week assaults occur.

### Prisoner Assaults - by Location (1992)

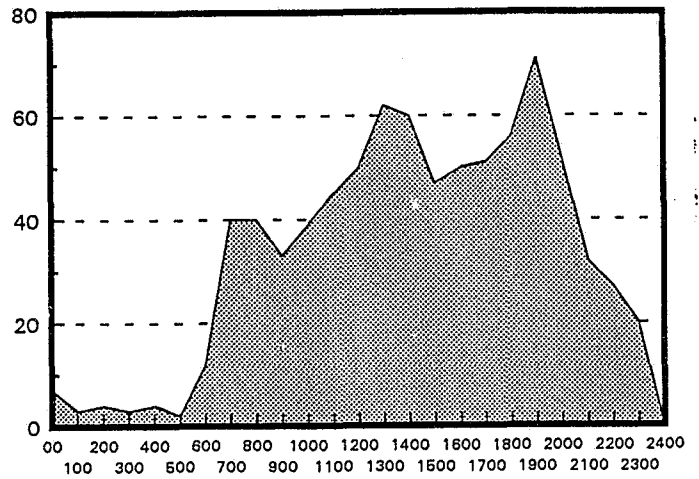


### Prisoner Assaults - by Days of the Week (1992)



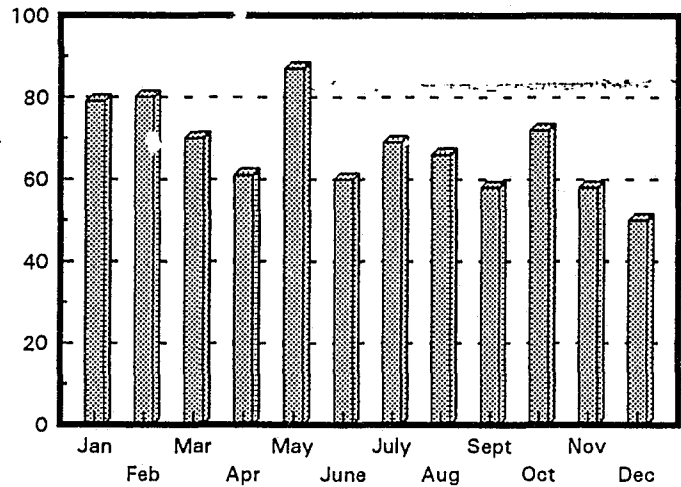
As the chart shows, the majority of prisoner assaults occur around 1300 & 1900 hrs.

**Prisoner Assaults - by Time of Day**  
(1992)



While the chart shows that highest number of assaults occurred in May, there is no clear pattern as to the months of the year.

**Prisoner Assaults - by Month of the Year**  
(1992)



There are two charts included on this page. The first show the types of assaults (in %) in which the victim went to an outside hospital ER.

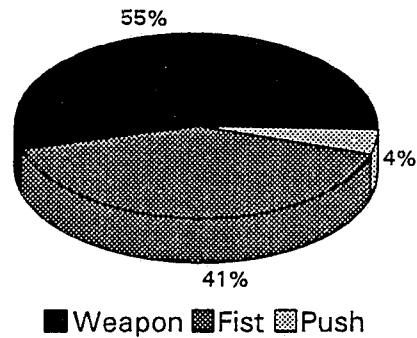
The second shows the Types of weapons used that resulted in the victim having to go to an outside hospital.

Listed below are the institutions with the highest % of staff going to outside hospitals.

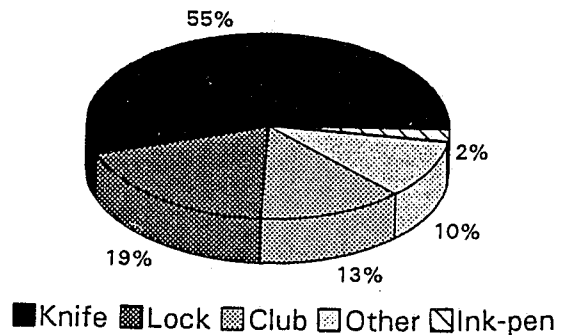
ECF*	100%
TCF	80%
STF	75%
Average	31.4%

**\*NOTE:** ECF only had one prisoner assault, that is the reason they are at 100%.

### Types of Prisoner Assaults in which prisoners went to an outside hospital ER (1992)

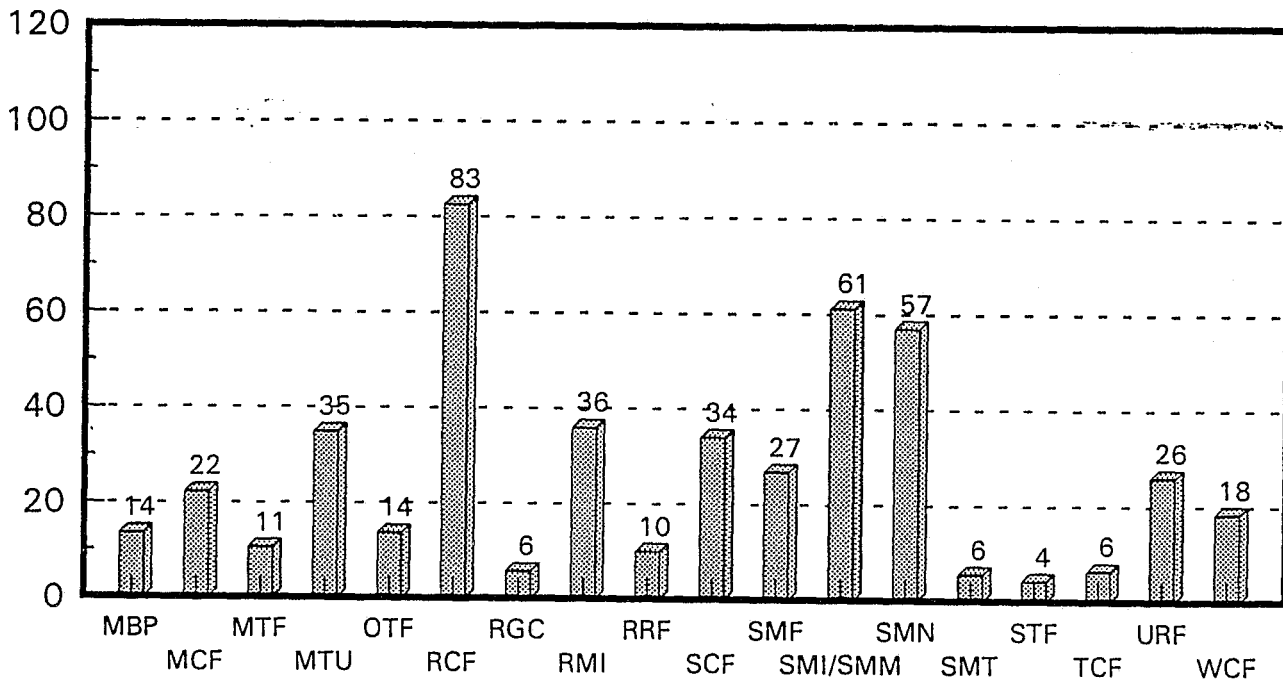
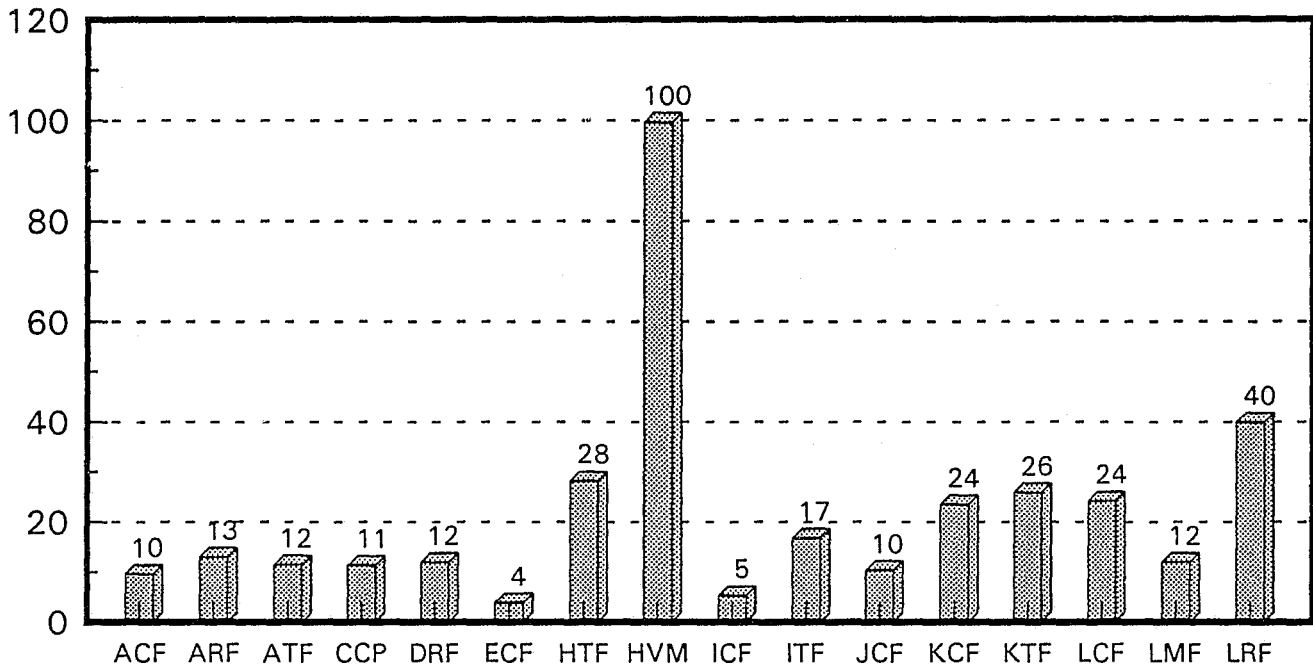


### Types of WEAPONS used in assaults in which prisoners went to an outside hospital ER (1992)



# Prisoner Assaults - by Institution

Numbers adjusted for comparison (1992)





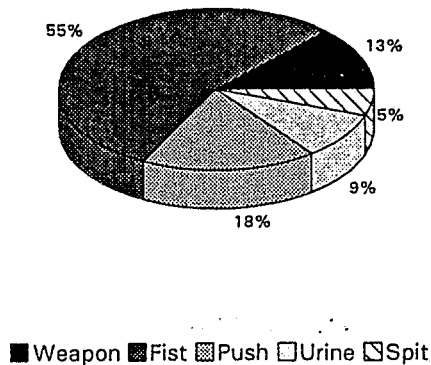
# Comparing Staff & Prisoner Assaults

Most staff interpret even minor assaults on them as serious, viewing such behavior as a threat to the safe and orderly operation of the institution. Prisoners, on the other hand, often do not report minor assaults. Unless a minor assault is observed by staff, it usually will go unreported.

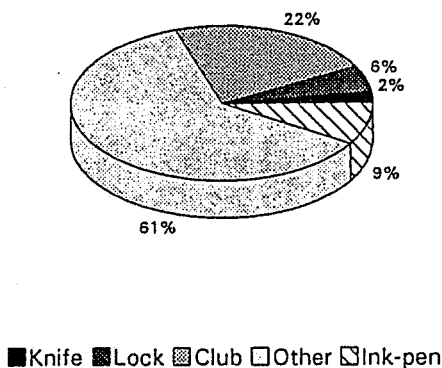
There have been many cases where prisoners had not reported major assaults, such as stabbings, until hours or even days after the event. In these situations, the assault was reported only because the injury needed medical attention. Since many prisoner assaults are not reported and the one that are reported are usually more severe, it is difficult to compare staff & prisoner assaults.

## Staff

Types of Assaults - Staff  
(1992)

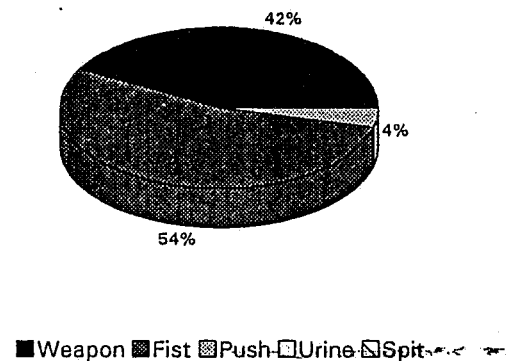


Weapons used in staff assaults  
(1992)

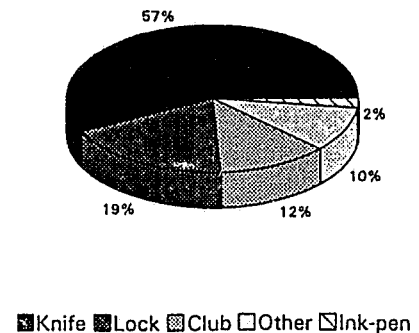


## Prisoner

Types of Assaults - Prisoners  
(1992)

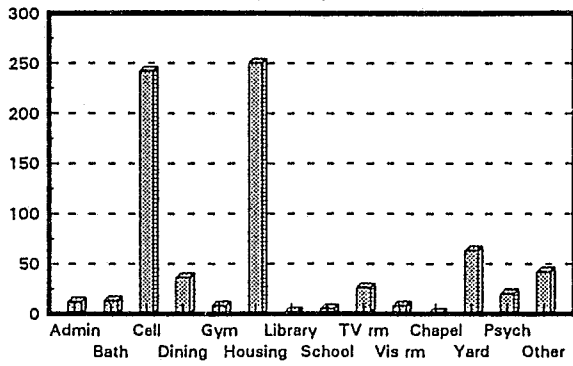


Weapons used in prisoner assaults  
(1992)



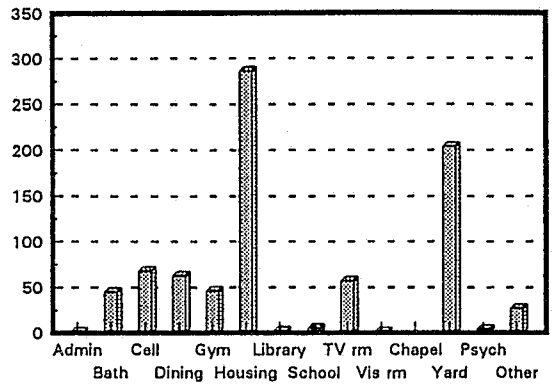
# Staff

## Staff Assaults - by Location (1992)

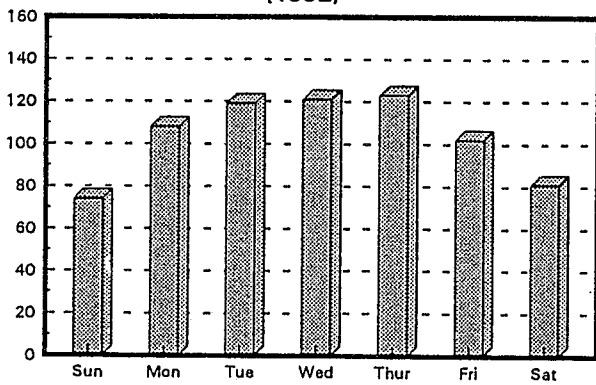


# Prisoner

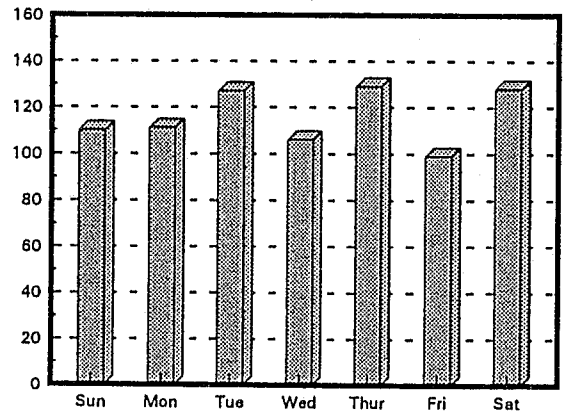
## Prisoner Assaults - by Location (1992)



## Staff Assaults - by Days of the Week (1992)



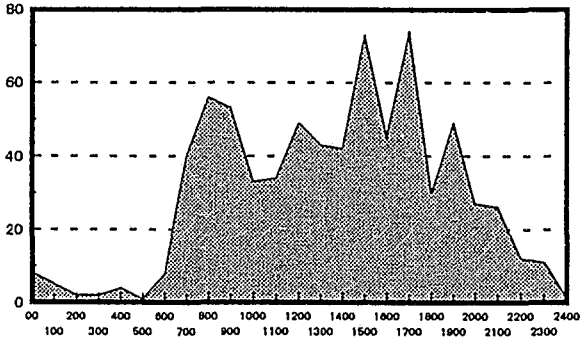
## Prisoner Assaults - by Days of the Week (1992)



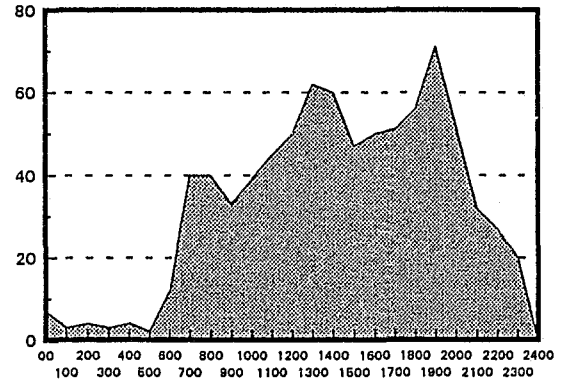
# Staff

# Prisoner

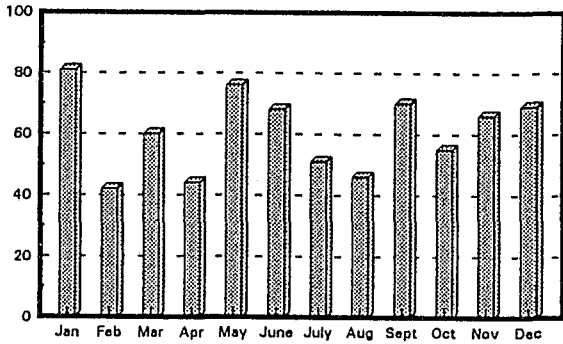
**Staff Assaults - by Time of Day**  
(1992)



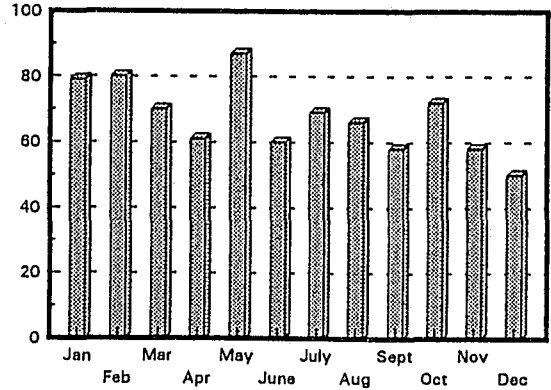
**Prisoner Assaults - by Time of Day**  
(1992)



**Staff Assaults - by Month of the Year**  
(1992)




**Prisoner Assaults - by Month of the Year**  
(1992)



# Staff

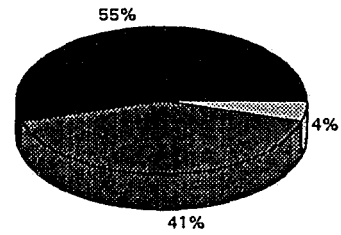
# Prisoner

**Types of Staff Assaults**  
in which staff went to an outside hospital ER  
(1992)



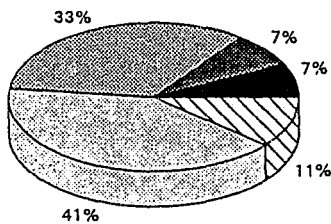
■ Weapon ■ Fist ■ Push □ Urine

**Types of Prisoner Assaults in**  
which prisoners went to an outside hospital ER  
(1992)



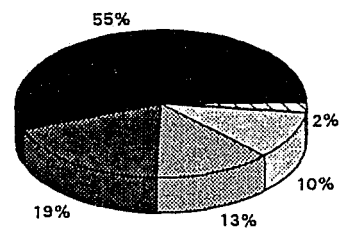
■ Weapon ■ Fist ■ Push

**Types of WEAPONS used in assaults in**  
which staff went to an outside hospital ER  
(1992)



■ Knife ■ Lock ■ Club □ Other □ Ink-pen

**Types of WEAPONS used in assaults in**  
which prisoners went to an outside hospital ER  
(1992)



■ Knife ■ Lock ■ Club □ Other □ Ink-pen

## FUTURE STUDIES

In this report all Critical Incident Reports involving assaults were individually analyzed and the pertinent information was keyed into the computer. It is our goal, in the future, to have the criticals entered directly into the computer on the institutional level. This will not only provide Central Office with immediate access to the criticals, but the additional information entered into the computer will provide us with a greater depth of information. Future reports could include:

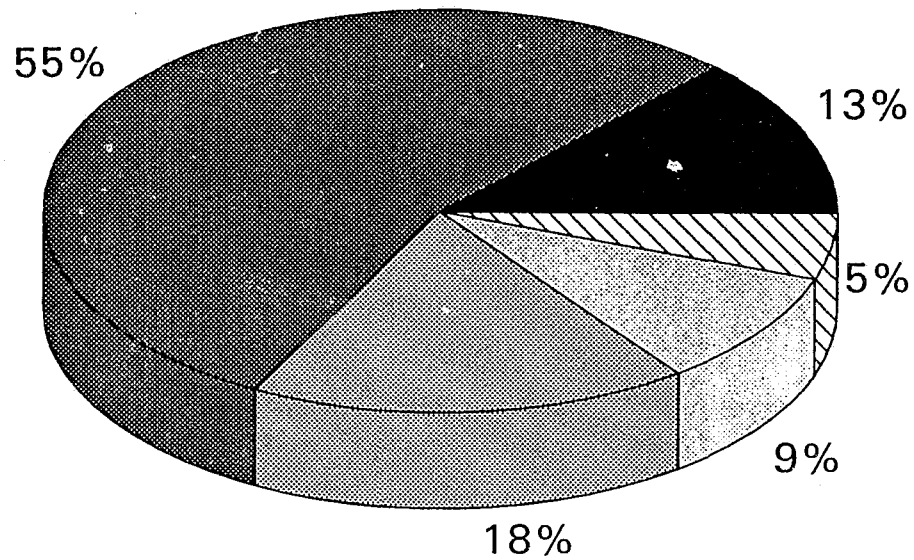
- Names of the top 20 aggressors & victims
- Gang connections
- Quality (or grade) of weapon
- Severity of assault
- Severity of injury
- Specific* locations of assaults
- Profiles of aggressors & victims
  - ages
  - controlling sentence
  - number of commitments
  - length of sentence
  - time served
- Cause of altercation (prisoner)
  - drug related
  - "lover" problems
  - gambling
  - extortion/strong-arming
  - being pressed for sex
  - unknown
- Cause of altercation (staff)
  - cell extraction
  - moving prisoner
  - sexual assault
  - search: routine
  - search: suspected drugs
  - search: suspected weapons
  - hearing of ticket/misconduct
  - "retaliation"
- What caused staff injuries
  - assault
  - cell rushes
  - breaking up fights
  - helping an officer who was being assaulted
  - restraining prisoner

# **Section II**

## **Staff Assaults**

# **Part A: General information**

# Types of Assaults - Staff (1992)

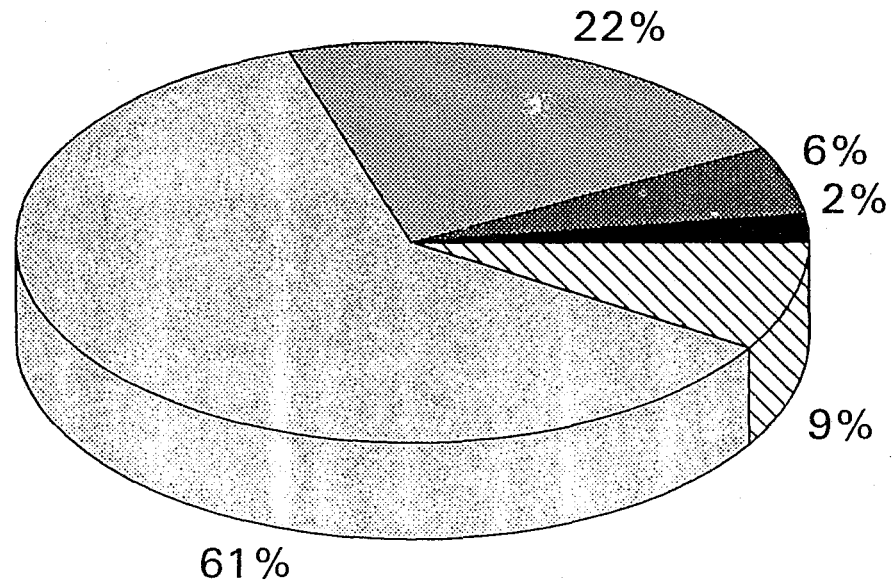


■ Weapon   ■ Fist   ■ Push   ■ Urine   ■ Spit

Actual number of assaults  
Report: A-340G



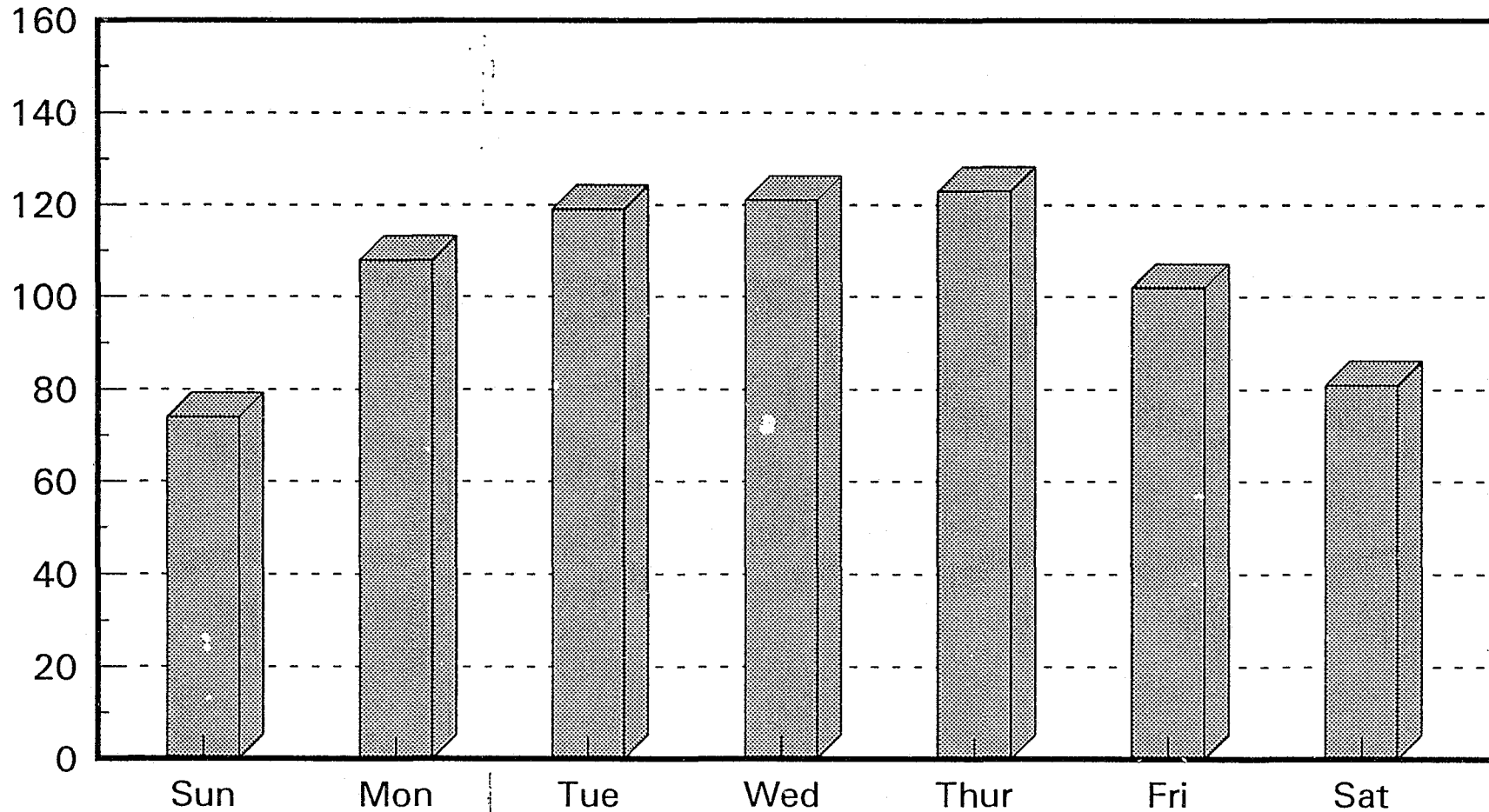
# Weapons used in staff assaults (1992)



■ Knife   ■ Lock   ■ Club   ■ Other   ■ Ink-pen

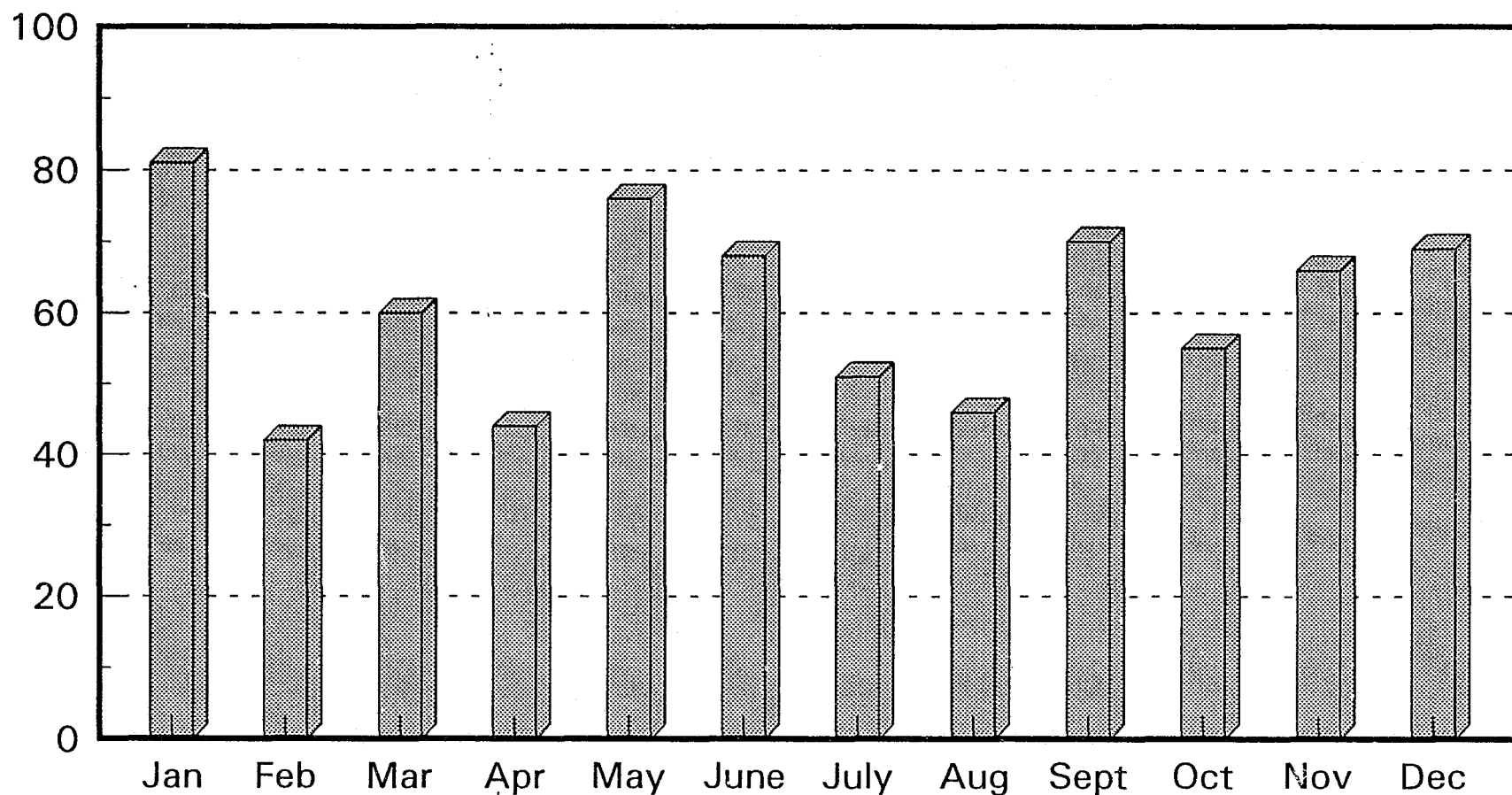
Actual number of assaults  
Report: A-341G

# Staff Assaults - by Days of the Week (1992)



Actual number of assaults  
Report: A-342G

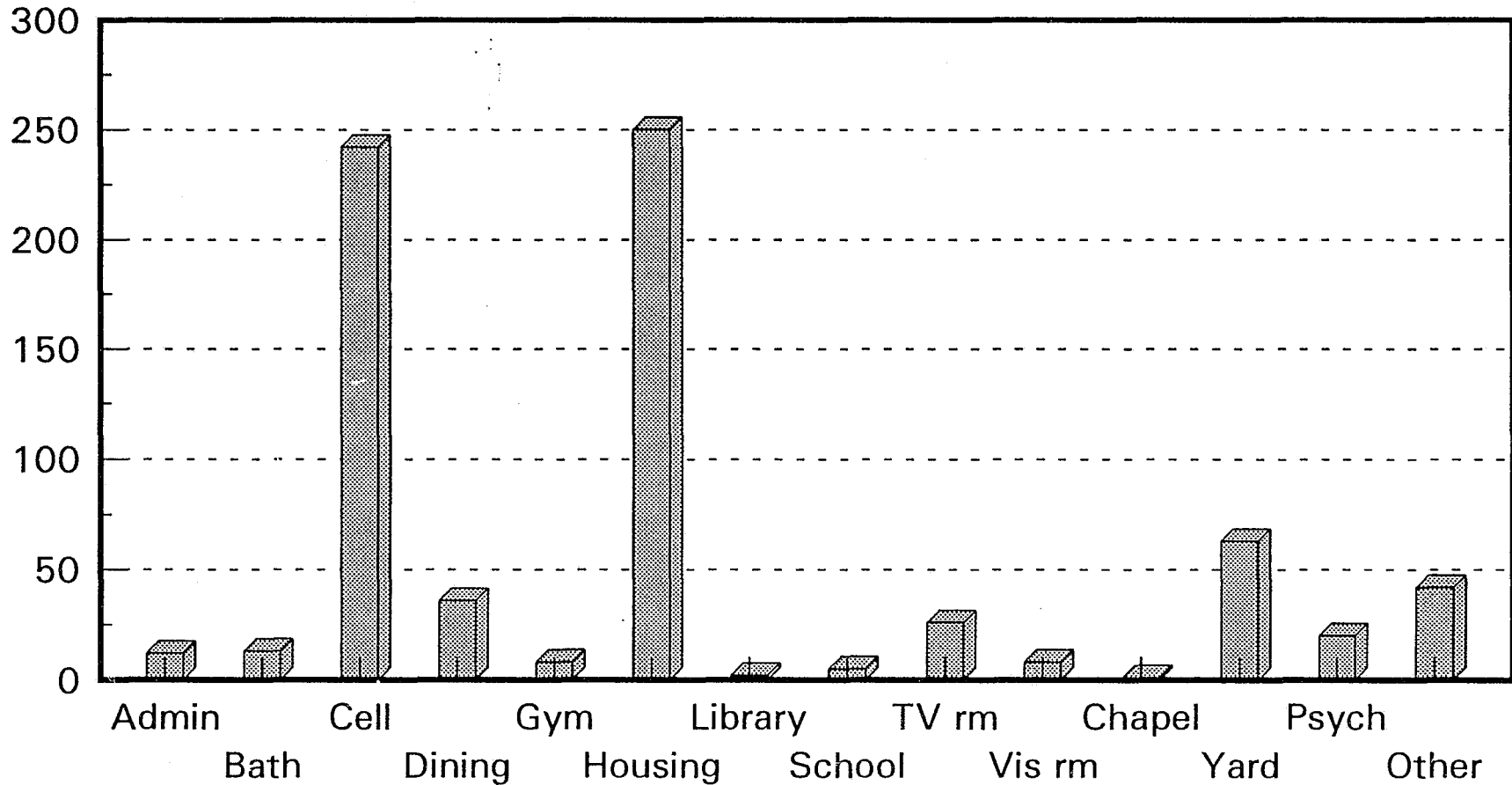
# Staff Assaults - by Month of the Year (1992)



Actual number of assaults  
Report: A-343G

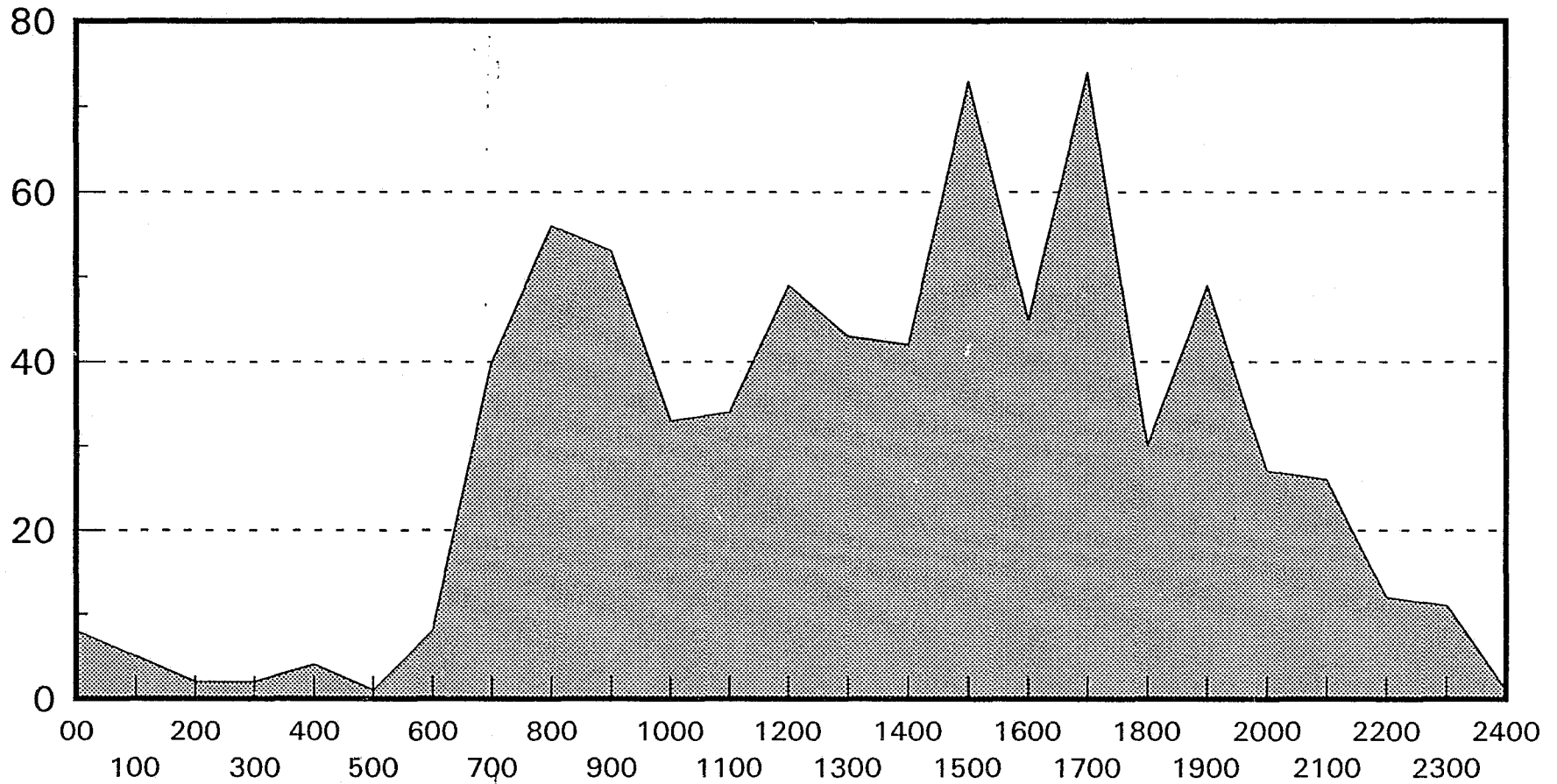
# Staff Assaults - by Location

## (1992)



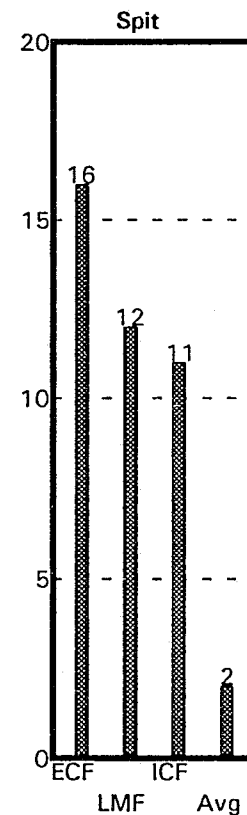
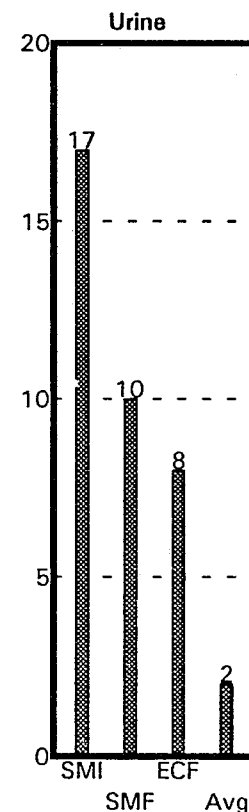
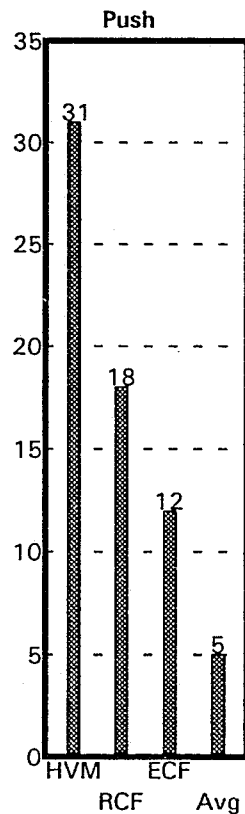
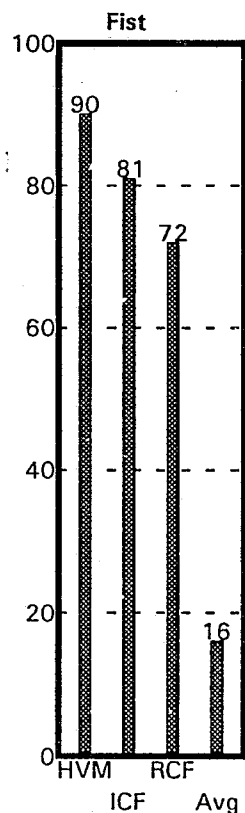
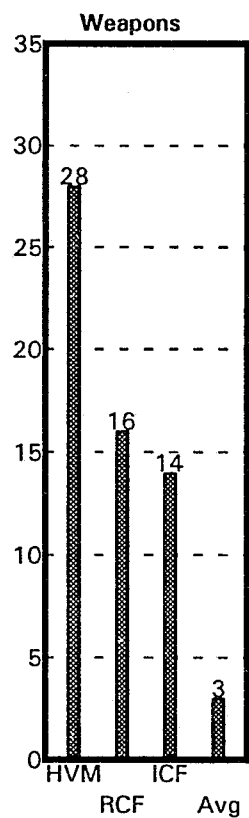
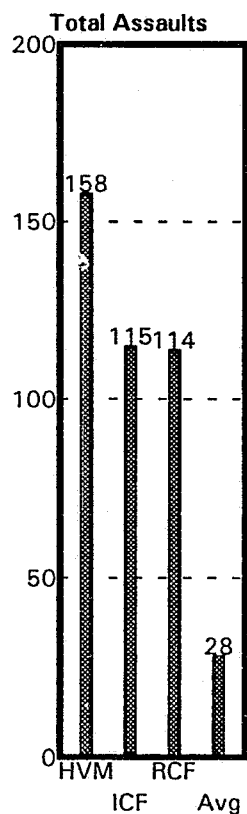
Actual number of assaults  
Report: A-345G

# Staff Assaults - by Time of Day (1992)



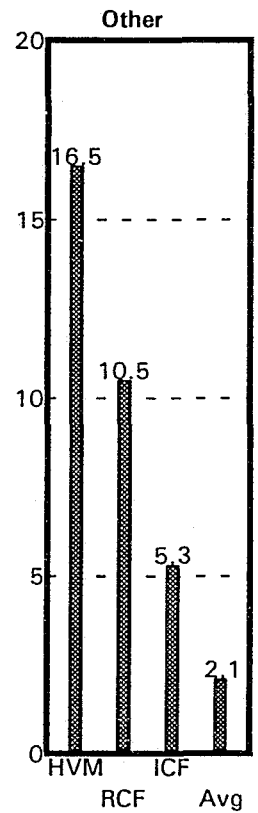
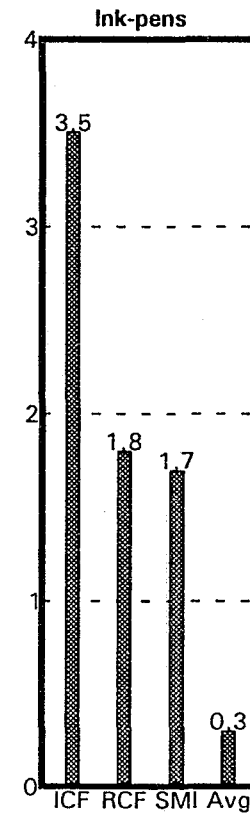
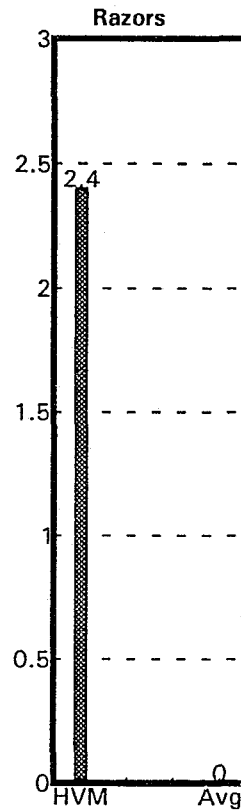
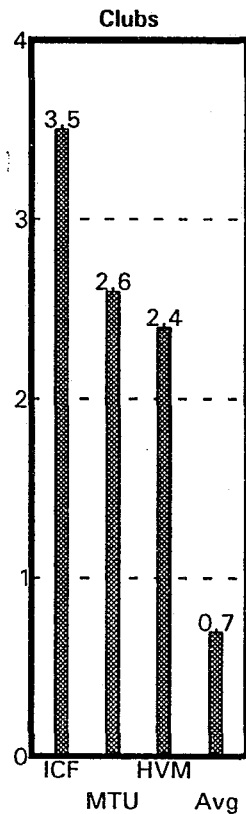
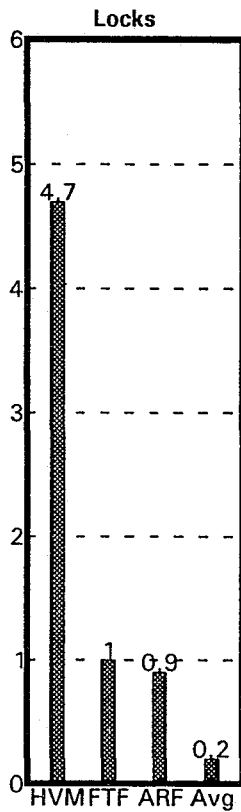
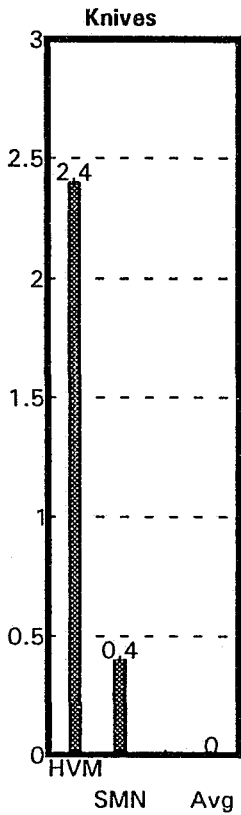
Actual number of assaults  
Report: A-344G

# Institutions with the Highest number of Staff Assaults Sorted by TYPES of Assaults (1992)



Numbers adjusted: Assaults per 1000 prisoners  
Report: A-705

# Institutions with the Highest number of Staff Assaults Sorted by WEAPONS used in Assaults (1992)



Numbers adjusted: Assaults per 1000 prisoners  
Report: A-707

# TYPES of Staff Assaults Report: A-701

Institutions ranked in order of highest to lowest

NOTE: The numbers in this report have been adjusted for comparison: assaults per 1000 prisoners)

## Total Assaults

HVM	158.3
ICF	114.6
RCF	114.2
LMF	81.5
SMI & SMM	61.6
ECF	58.8
SMF	56.1
SCF	28.1
URF	26.9
WCF	24.4
MBP	23.3
MTU	19.6
SMN	17.0
KCF	13.4
RMI	13.4
MCF	12.3
JCF	12.0
LRF	11.3
ARF	11.1
KTF	9.3
DRF	8.6
ATF	8.4
MTF	8.4
HTF	7.3
CCP	7.2
LCF	7.1
SMT	7.1
RRF	6.9
TCF	6.4
ACF	4.8
RGC	3.8
ITF	2.1
OTF	2.1
STF	1.0

## Weapons

HVM	28.4
RCF	15.8
ICF	14.1
SMI & SMM	7.8
KCF	5.9
SMF	4.9
LMF	4.8
SCF	4.4
SMN	4.0
URF	3.8
MTU	3.4
LCF	2.8
ATF	2.1
HTF	2.1
MTF	2.1
LRF	1.7
ACF	1.6
JCF	1.6
MCF	1.5
TCF	1.3
ARF	0.9
DRF	0.9
CCP	0.5
ECF	0.0
ITF	0.0
KTF	0.0
MBP	0.0
OTF	0.0
RGC	0.0
RMI	0.0
RRF	0.0
SMT	0.0
STF	0.0
WCF	0.0

## Fist

HVM	89.8
ICF	81.1
RCF	72.0
LMF	59.9
SMI & SMM	28.2
SMF	26.8
ECF	23.5
WCF	20.3
URF	20.2
SCF	14.8
MTU	13.6
MBP	12.3
KTF	9.3
JCF	8.8
RMI	8.4
ARF	5.6
MTF	5.2
SMN	5.0
RRF	4.9
SMT	4.9
TCF	3.9
MCF	3.8
DRF	3.4
KCF	3.4
LCF	2.8
LRF	2.6
ATF	2.1
CCP	2.1
HTF	2.1
RGC	1.9
ACF	1.6
ITF	1.0
OTF	1.0
STF	0.0

## Push

HVM	30.7
RCF	17.6
ECF	11.8
MBP	8.6
SMF	7.3
ICF	7.1
LRF	6.9
MCF	6.9
SMN	6.0
SCF	4.4
ATF	4.2
CCP	4.2
WCF	4.1
SMI & SMM	3.5
DRF	3.4
KCF	3.4
URF	2.9
ARF	2.8
MTU	2.6
LMF	2.4
HTF	2.1
SMT	2.1
RRF	2.0
RGC	1.9
ACF	1.6
LCF	1.4
TCF	1.3
ITF	1.0
MTF	1.0
OTF	1.0
STF	1.0
JCF	0.8
KTF	0.0
RMI	0.0

## Urine

SMI & SMM	17.4
SMF	9.8
ECF	7.8
RCF	5.3
RMI	5.0
HVM	4.7
LMF	2.4
SMN	2.0
ICF	1.8
MBP	1.2
HTF	1.0
ARF	0.9
DRF	0.9
JCF	0.8
KCF	0.8
CCP	0.3
ACF	0.0
ATF	0.0
ITF	0.0
KTF	0.0
LCF	0.0
LRF	0.0
MCF	0.0
MTF	0.0
MTU	0.0
OTF	0.0
RGC	0.0
RRF	0.0
SCF	0.0
SMT	0.0
STF	0.0
TCF	0.0
URF	0.0
WCF	0.0

## Spit

ECF	15.7
LMF	12.0
ICF	10.6
SMF	7.3
SMI & SMM	4.8
HVM	4.7
SCF	4.4
RCF	3.5
MBP	1.2
ARF	0.9
ACF	0.0
ATF	0.0
CCP	0.0
DRF	0.0
HTF	0.0
ITF	0.0
JCF	0.0
KCF	0.0
KTF	0.0
LCF	0.0
LRF	0.0
MCF	0.0
MTF	0.0
MTU	0.0
OTF	0.0
RGC	0.0
RMI	0.0
RRF	0.0
SMN	0.0
SMT	0.0
STF	0.0
TCF	0.0
URF	0.0
WCF	0.0



# WEAPONS used in Staff Assaults

Report: A-703

## Institutions ranked in order of highest to lowest

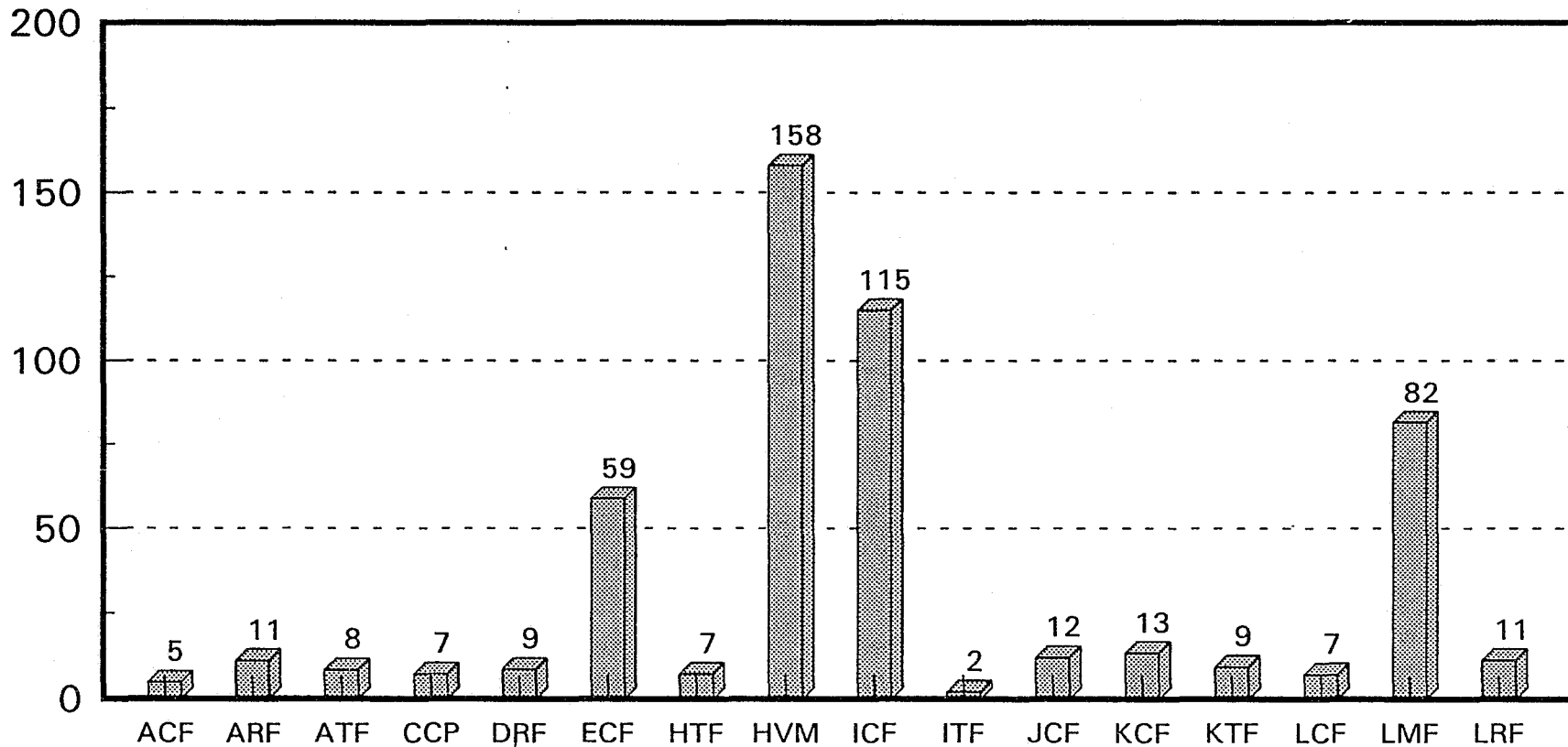
NOTE: The numbers in this report have been adjusted for comparison: assaults per 1000 prisoners)

Knives		Locks		Clubs		Razors		Ink-pens		Other	
HVM	2.4	HVM	4.7	ICF	3.5	HVM	2.4	ICF	3.5	HVM	16.5
SMI & SMM	0.4	HTF	1.0	MTU	2.6	ACF	0.0	RCF	1.8	RCF	10.5
ACF	0.0	ARF	0.9	HVM	2.4	ARF	0.0	SMI & SMM	1.7	ICF	5.3
ARF	0.0	SMI & SMM	0.4	SMF	2.4	ATF	0.0	SCF	1.5	KCF	5.0
ATF	0.0	ACF	0.0	MTF	2.1	CCP	0.0	ACF	0.0	LMF	4.8
CCP	0.0	ATF	0.0	RCF	1.8	DRF	0.0	ARF	0.0	URF	3.8
DRF	0.0	CCP	0.0	SMI & SMM	1.7	ECF	0.0	ATF	0.0	SCF	3.0
ECF	0.0	DRF	0.0	LCF	1.4	HTF	0.0	CCP	0.0	SMI & SMM	3.0
HTF	0.0	ECF	0.0	SMN	1.0	ITF	0.0	DRF	0.0	SMN	3.0
ICF	0.0	ITF	0.0	DRF	0.9	ICF	0.0	ECF	0.0	SMF	2.4
ITF	0.0	JCF	0.0	JCF	0.8	ITF	0.0	HTF	0.0	ATF	2.1
JCF	0.0	KCF	0.0	KCF	0.8	JCF	0.0	HTF	0.0	LRF	1.7
KCF	0.0	ARF	0.0	MCF	0.8	KCF	0.0	HVM	0.0	ACF	1.6
KTF	0.0	SMI & SMM	0.4	ACF	0.0	ATF	0.0	ITF	0.0	LCF	1.4
LCF	0.0	ACF	0.0	ARF	0.0	CCP	0.0	JCF	0.0	TCF	1.3
LMF	0.0	ATF	0.0	ATF	0.0	DRF	0.0	KCF	0.0	HTF	1.0
LRF	0.0	CCP	0.0	CCP	0.0	ECF	0.0	KTF	0.0	MTF	1.0
MBP	0.0	DRF	0.0	ECF	0.0	HTF	0.0	LCF	0.0	MTU	0.9
MCF	0.0	ECF	0.0	HTF	0.0	ICF	0.0	LMF	0.0	JCF	0.8
MTF	0.0	ICF	0.0	ITF	0.0	ITF	0.0	LRF	0.0	MCF	0.8
MTU	0.0	ITF	0.0	KTF	0.0	JCF	0.0	MTU	0.0	CCP	0.5
OTF	0.0	JCF	0.0	LMF	0.0	KCF	0.0	OTF	0.0	ARF	0.0
RCF	0.0	KCF	0.0	LRF	0.0	KTF	0.0	RGC	0.0	DRF	0.0
RGC	0.0	KTF	0.0	MBP	0.0	LCF	0.0	RMI	0.0	ECF	0.0
RMI	0.0	LCF	0.0	OTF	0.0	LMF	0.0	RRF	0.0	ITF	0.0
RRF	0.0	LMF	0.0	RGC	0.0	LRF	0.0	SMF	0.0	KTF	0.0
SCF	0.0	LRF	0.0	RMI	0.0	MBP	0.0	SMT	0.0	MBP	0.0
SMF	0.0	MBP	0.0	RRF	0.0	MCF	0.0	STF	0.0	OTF	0.0
SMN	0.0	MCF	0.0	SCF	0.0	MTF	0.0	SMN	0.0	RGC	0.0
SMT	0.0	MTF	0.0	SMT	0.0	MTU	0.0	SMT	0.0	RMI	0.0
STF	0.0	MTU	0.0	STF	0.0	OTF	0.0	STF	0.0	RRF	0.0
TCF	0.0	OTF	0.0	TCF	0.0	RCF	0.0	TCF	0.0	SMT	0.0
URF	0.0	RCF	0.0	URF	0.0	RGC	0.0	URF	0.0	STF	0.0
WCF	0.0	RGC	0.0	WCF	0.0	RMI	0.0	WCF	0.0	WCF	0.0
		RMI	0.0			RRF	0.0				
		RRF	0.0			SCF	0.0				
		SCF	0.0			SMF	0.0				
		SMF	0.0			SMI & SMM	0.0				
		SMN	0.0			SMN	0.0				
		SMT	0.0			SMT	0.0				
		STF	0.0			STF	0.0				
		TCF	0.0			TCF	0.0				
		URF	0.0			URF	0.0				
		WCF	0.0			WCF	0.0				

# Staff Assaults - by Institution

Numbers adjusted for comparison (1992)

page 1 of 2



Average: 27.9

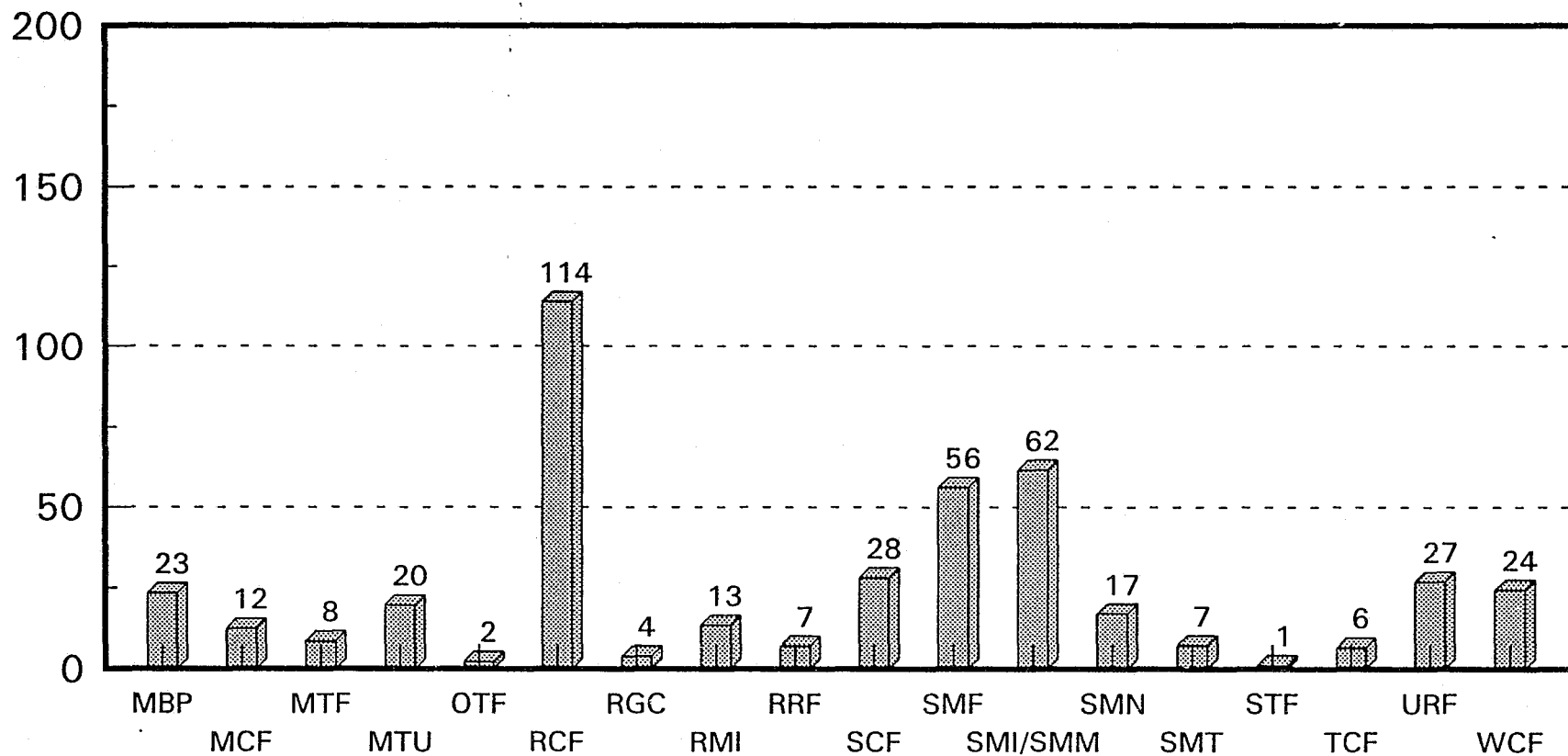
Adjusted: assaults per 1000 prisoners

Report: A-347G

# Staff Assaults - by Institution

Numbers adjusted for comparison (1992)

page 2 of 2



Average: 27.9

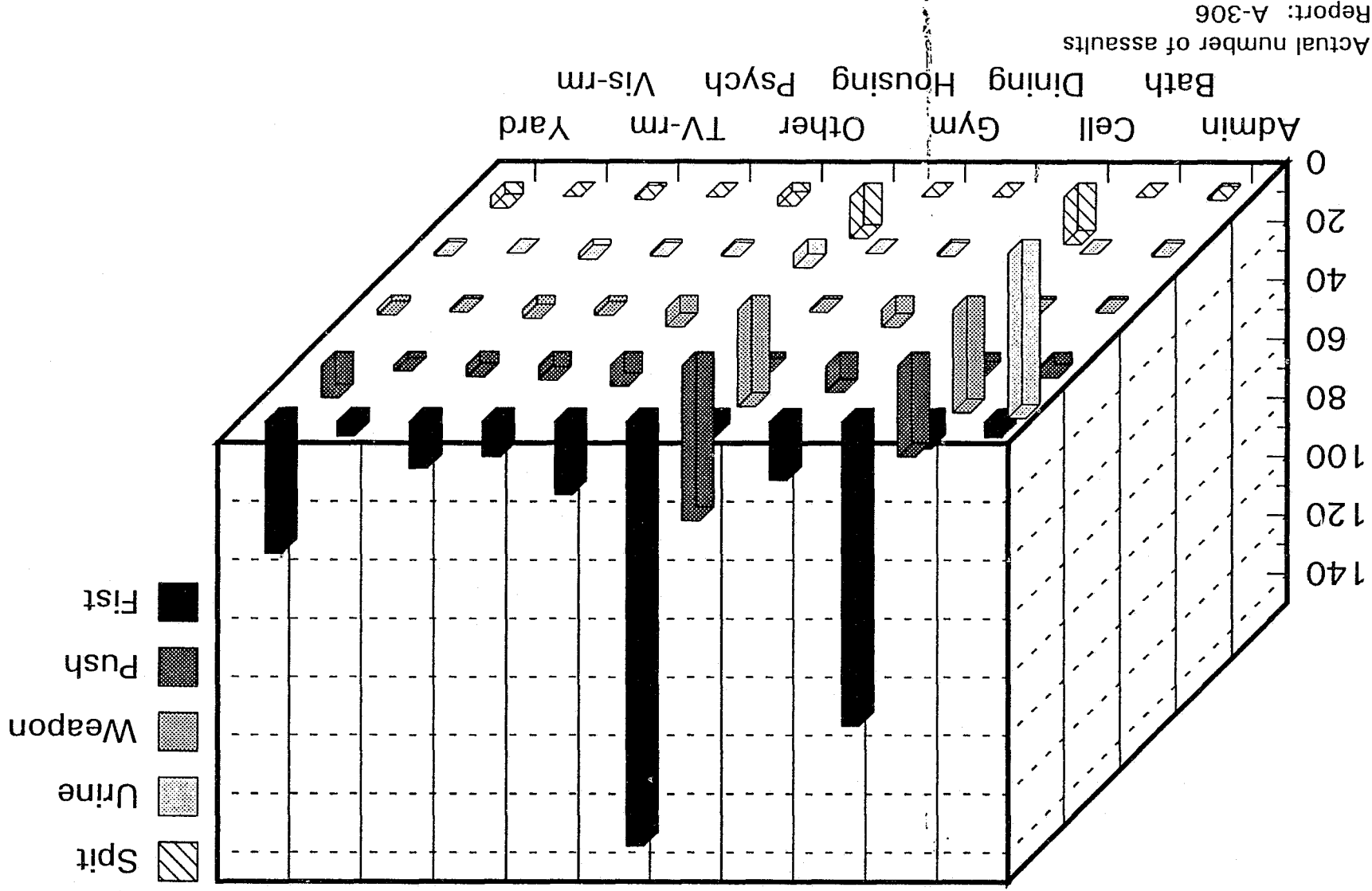
Adjusted: assaults per 1000 prisoners

Report: A-347G2

## **Part B: Types of Assaults**

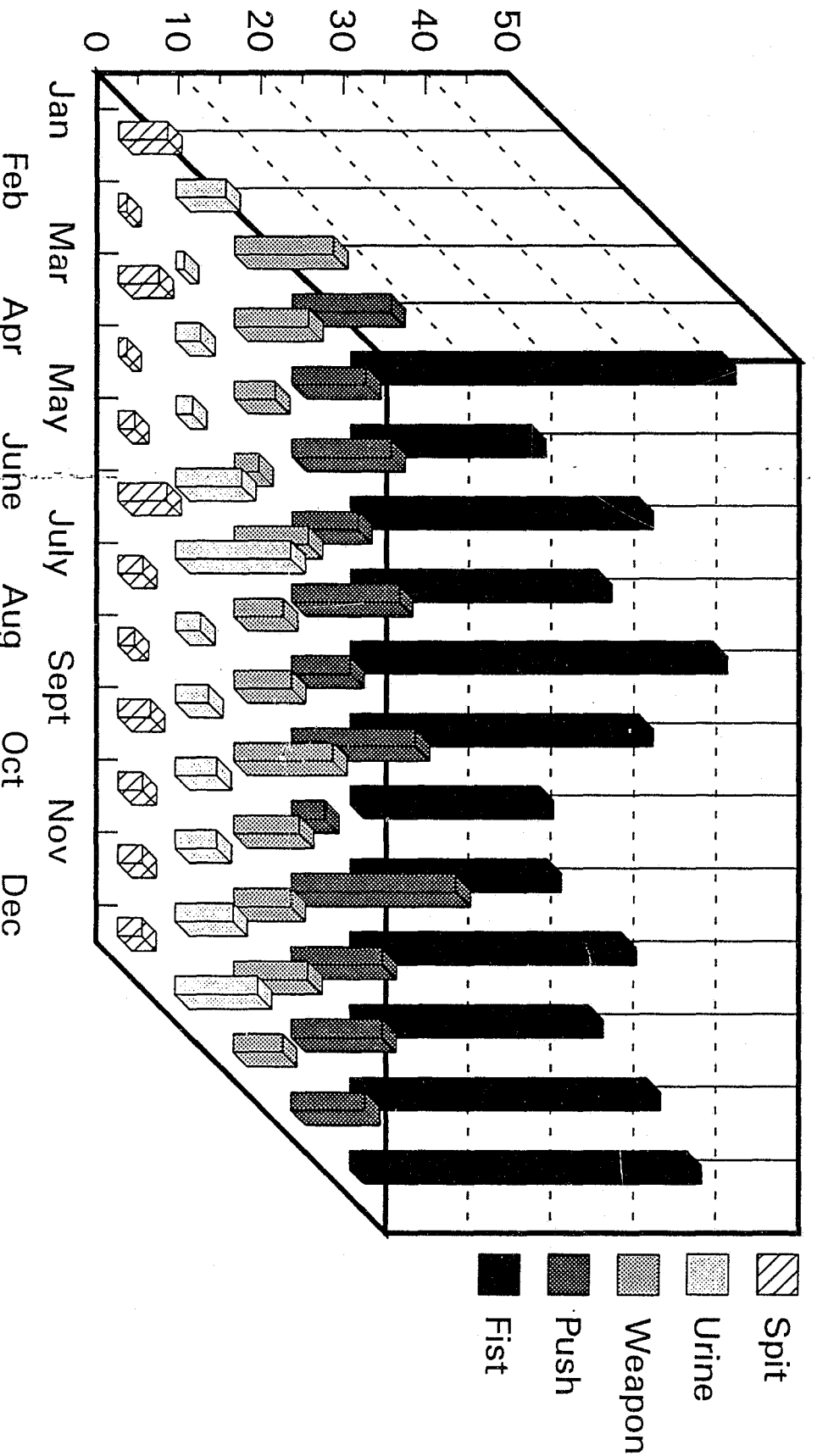
# TYPE of assaults on Staff

According to LOCATIONS (1992)



# TYPES of assaults on Staff

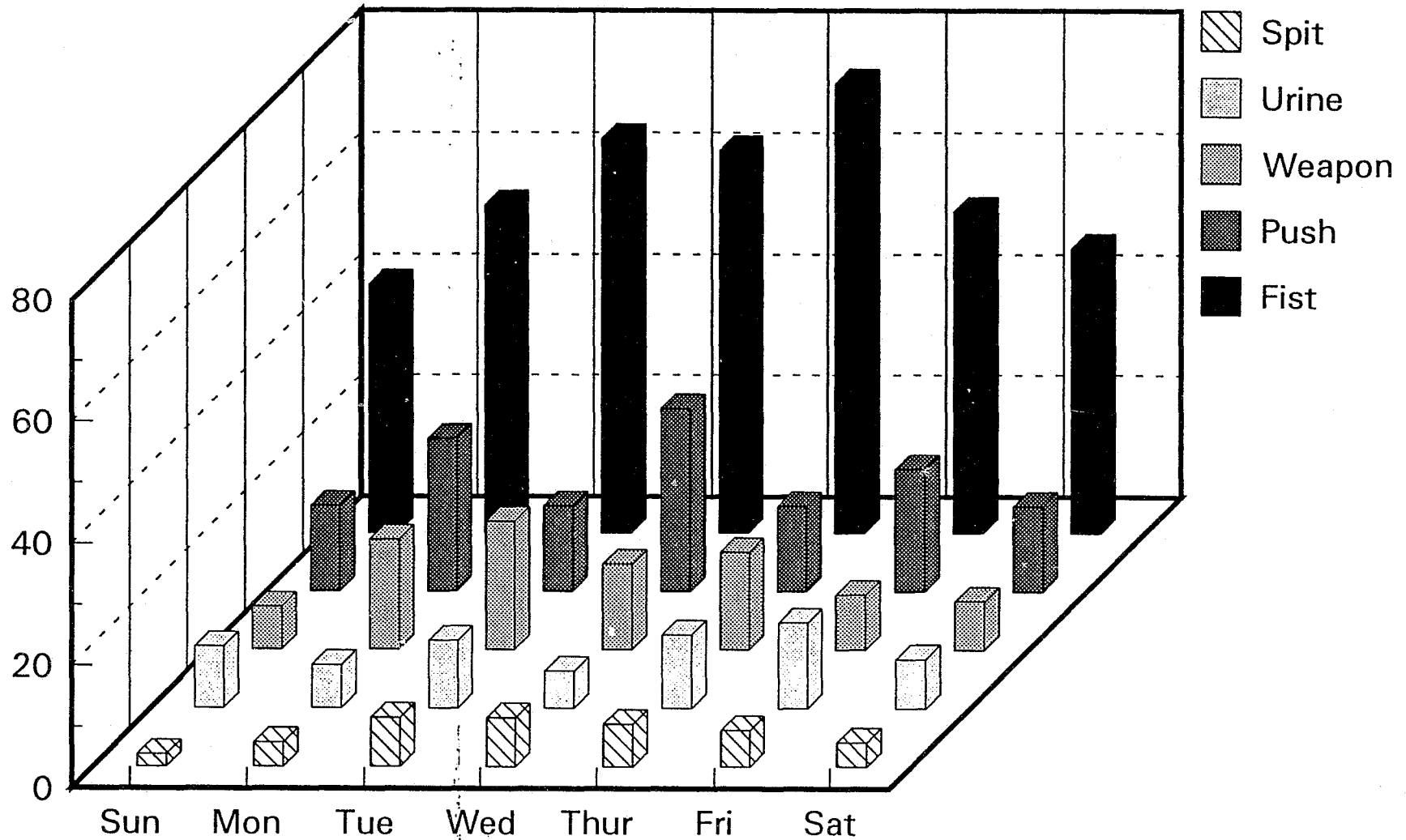
According to the MONTHS of the year (1992)



Actual number of assaults  
Report A-301G

# TYPE of assaults on staff

According to the DAY of the week (1992)



Actual number of assaults

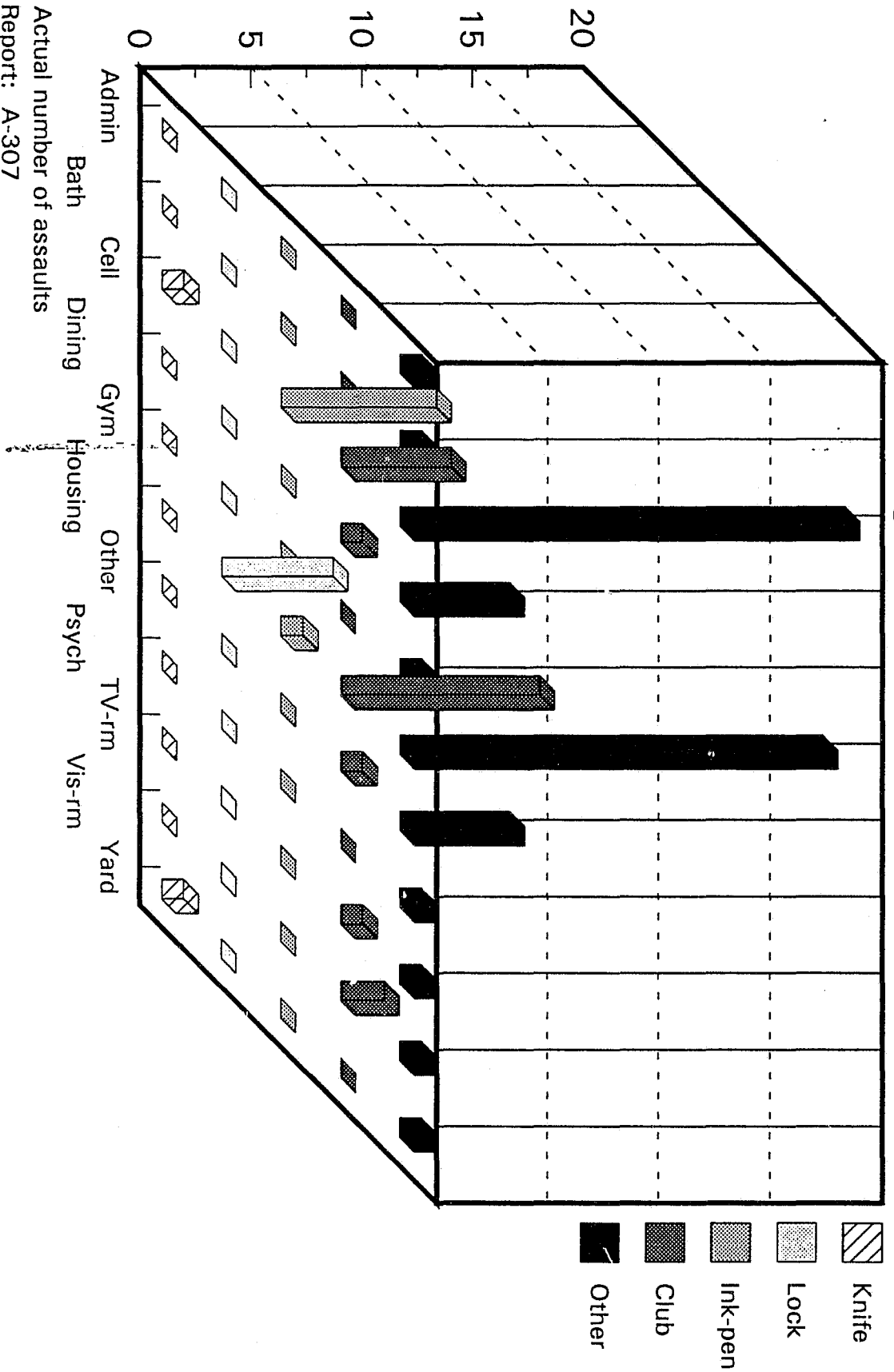
Report: A-303G

# **Part C: Weapons Used on Assaults**



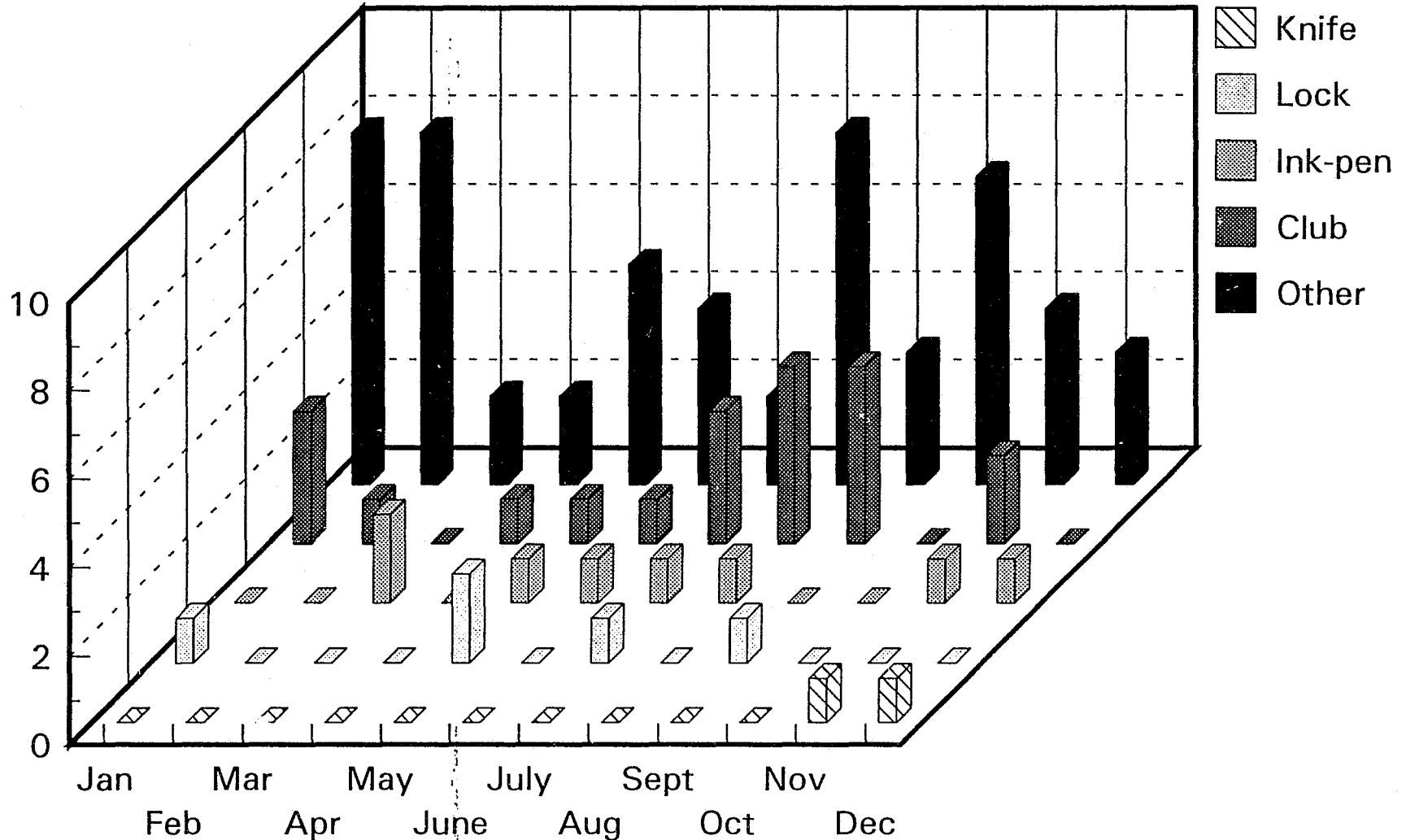
# WEAPONS used in Staff assaults

According to LOCATIONS (1992)



# WEAPONS used on Staff assaults

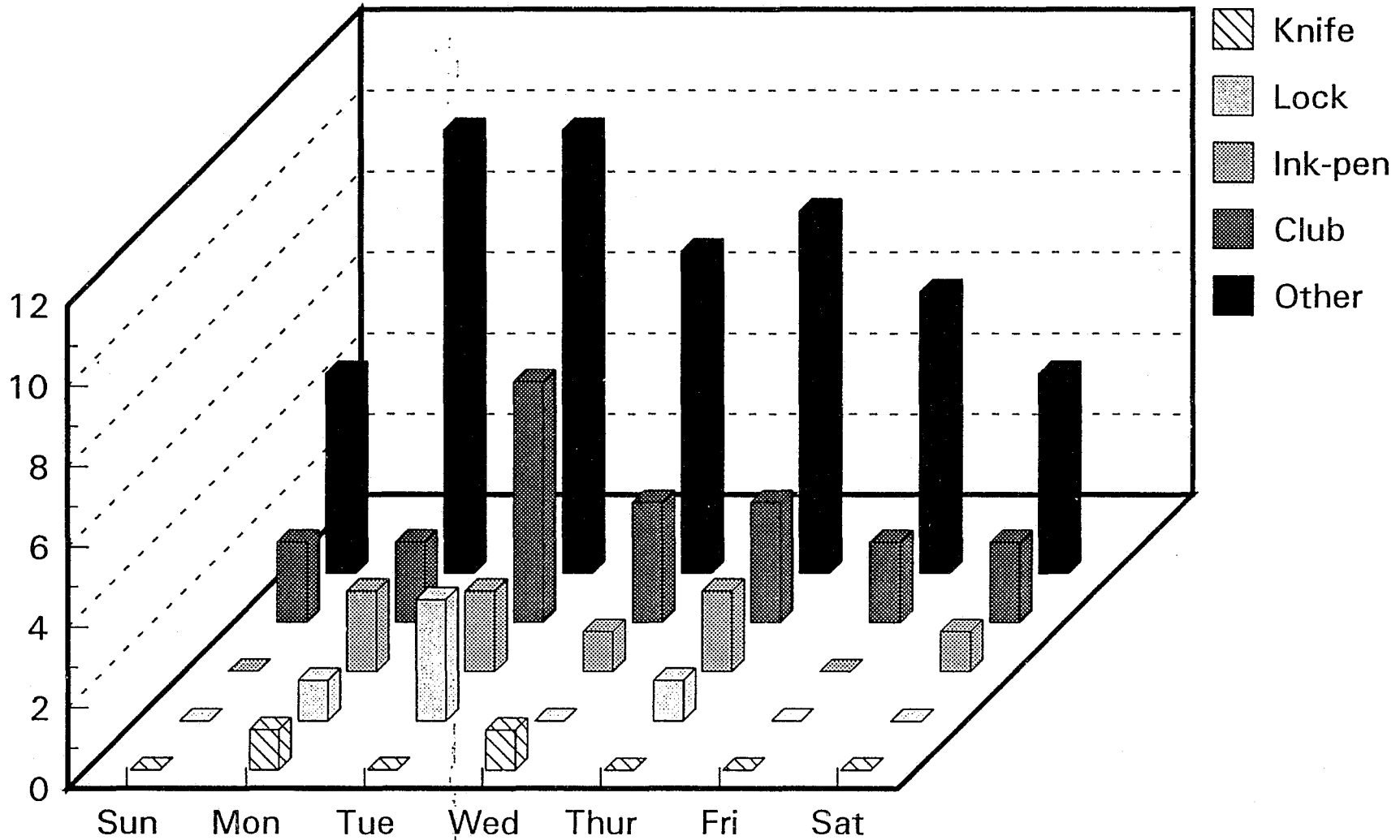
According to the MONTHS of the year (1992)



Actual number of assaults  
Report: A-302G

# WEAPONS used on Staff assaults

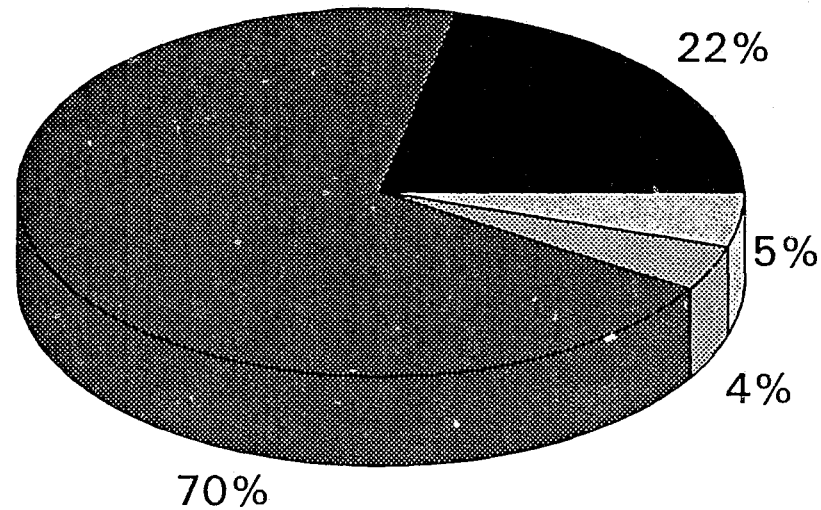
According to the DAY of the week (1992)



Actual number of assaults  
Report: A-304G

# Types of Staff Assaults

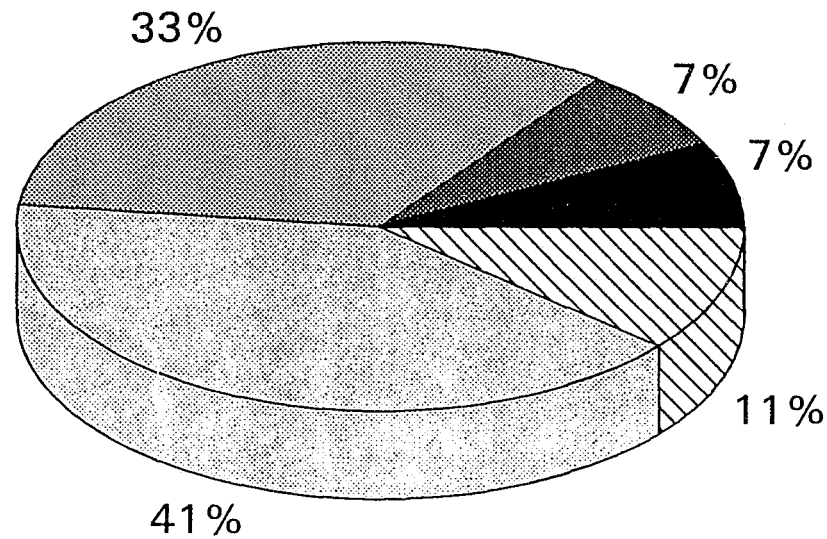
in which staff went to an outside hospital ER  
(1992)



■ Weapon ■ Fist ■ Push ■ Urine

Actual number of assaults  
Report: A-308G

# Types of WEAPONS used in assaults in which staff went to an outside hospital ER (1992)

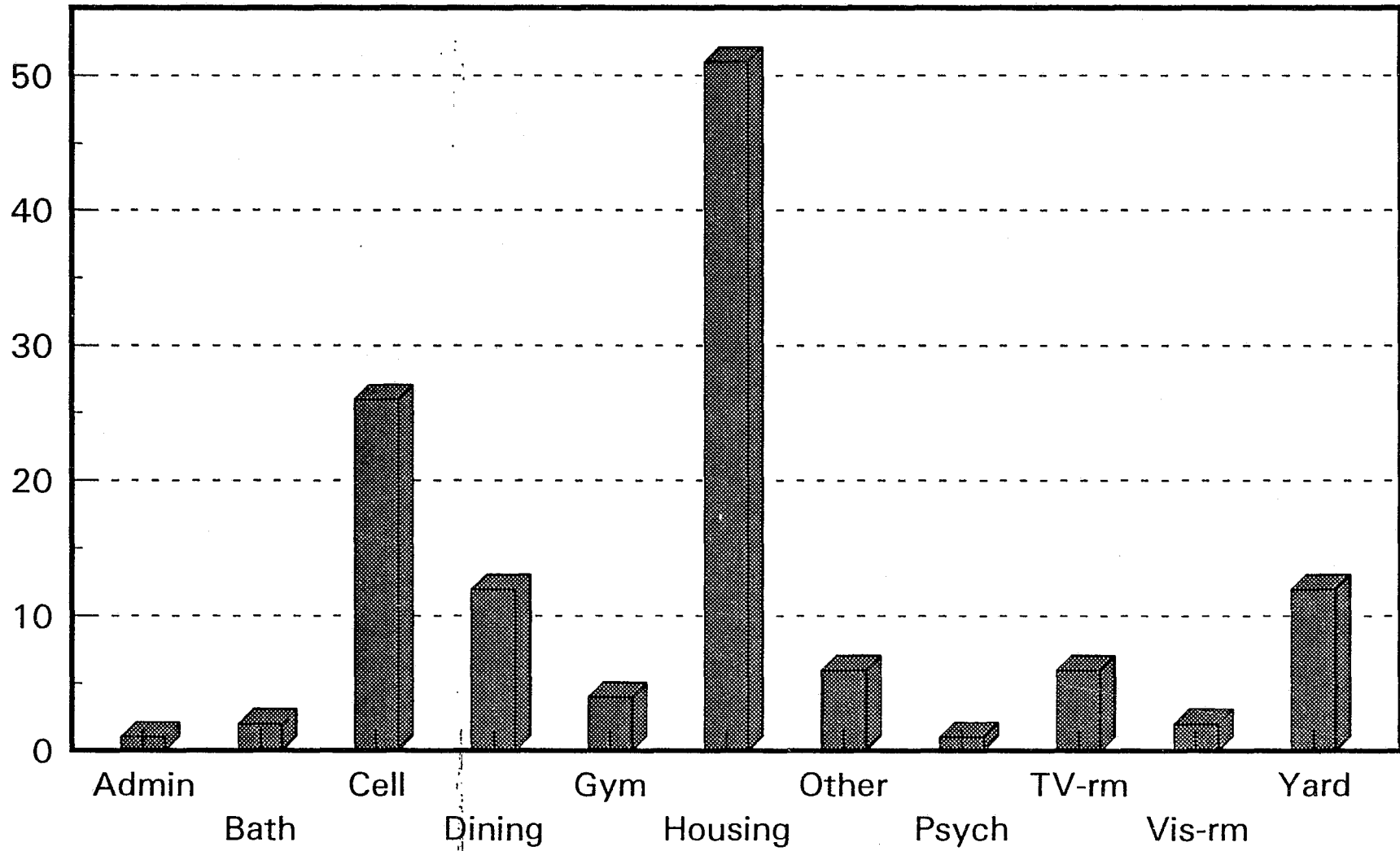


■ Knife   ■ Lock   ■ Club   ■ Other   ▨ Ink-pen

Actual number of assaults  
Report: A-309G

**Part D: Assaults Requiring Outside  
Hospital ER Treatment**

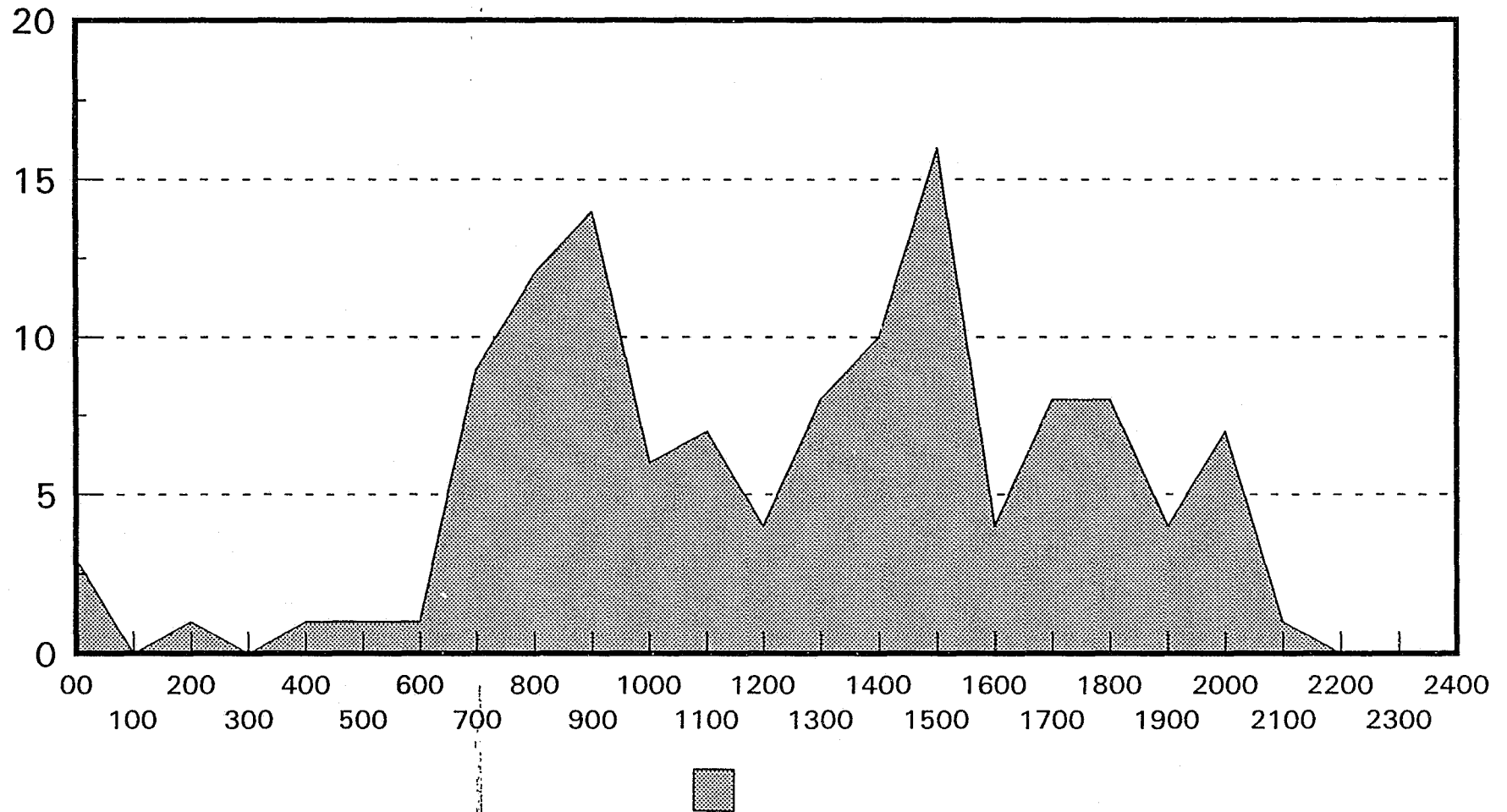
# Location of Staff assaults in which the staff had to go to an outside hospital ER (1992)



Actual number of assaults  
Report: A-310G

# Staff Assaults - by Time of Day

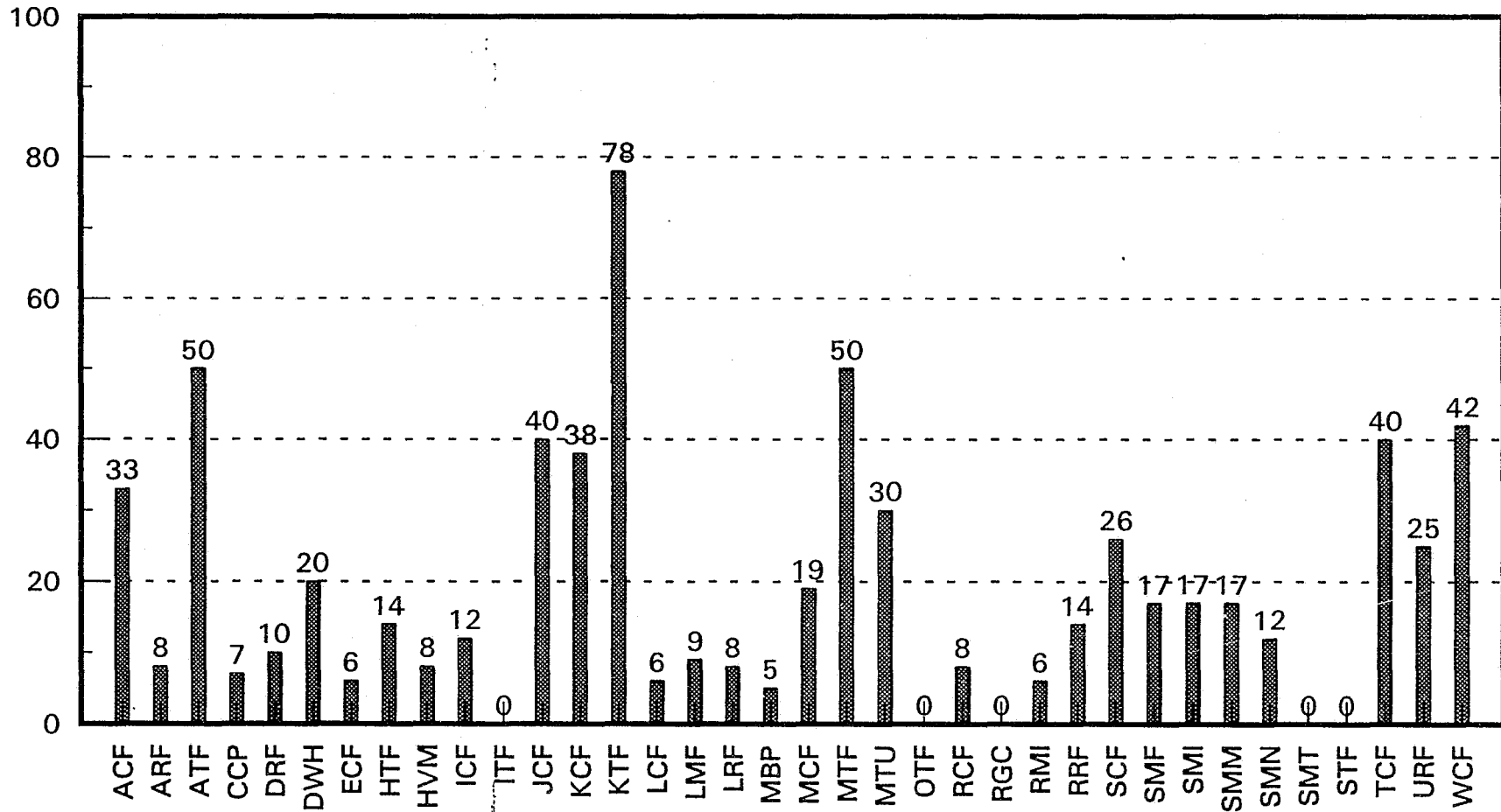
## Assaults in which the staff went to a Hosp ER (1992)



Actual number of assaults  
Report: A-312G

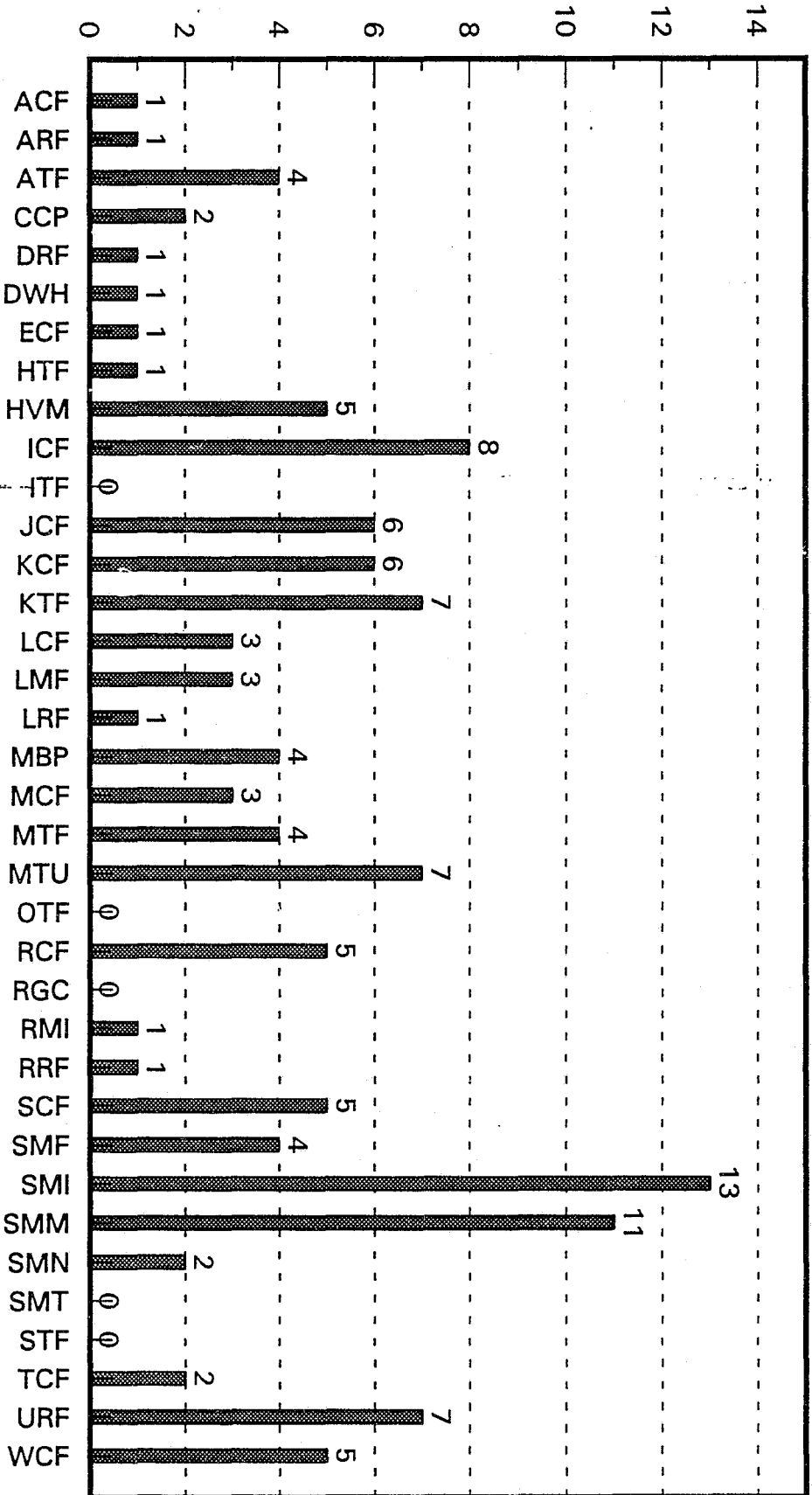


# % of staff needing Outside Hospital ER after an assault (1992)



Actual number of assaults  
Report: A-305G

# # of staff needing Outside Hospital ER after an assault (1992)

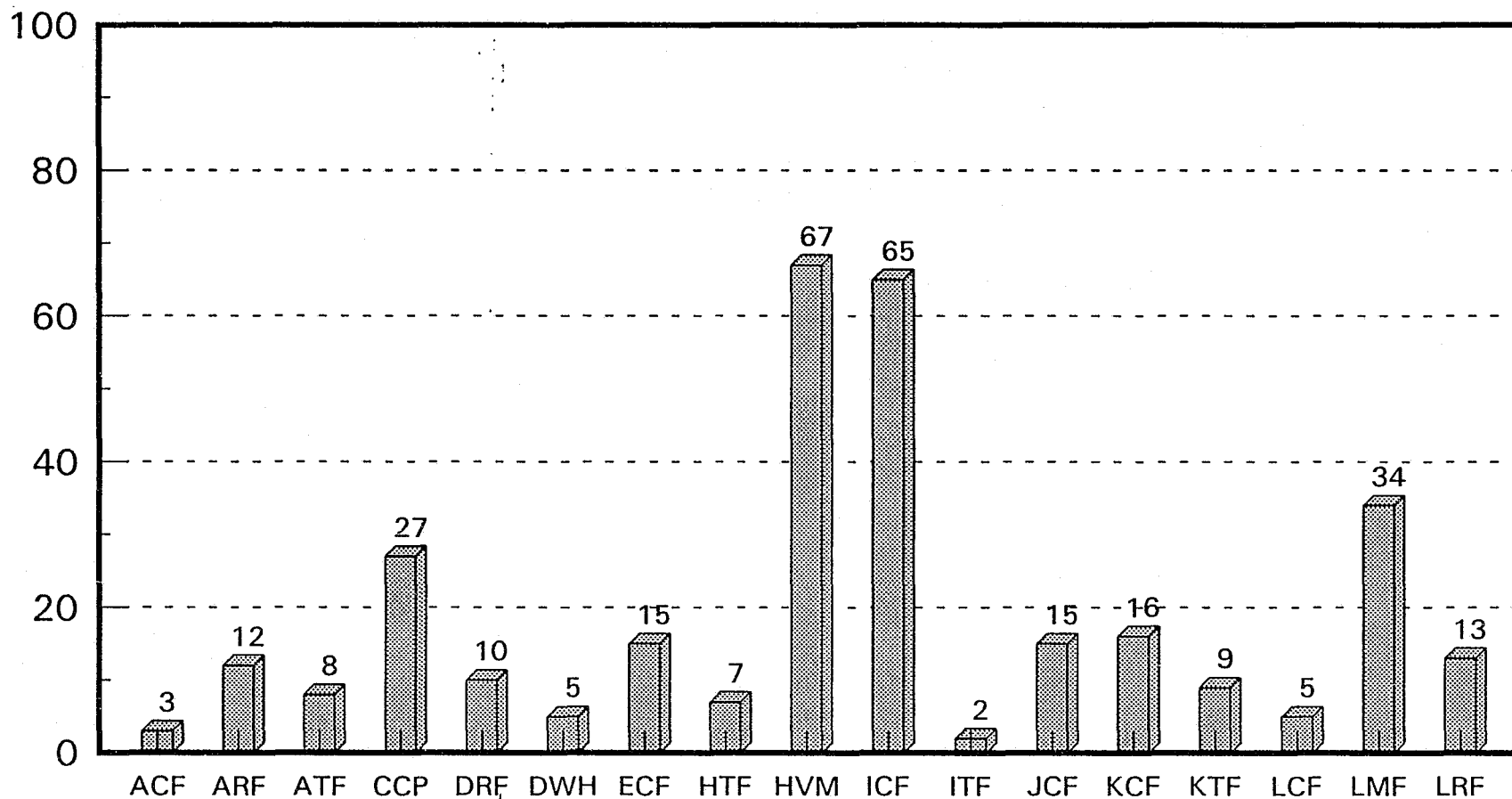


Actual number of assaults  
Report: A-311G

# **Part E: Institutional Breakdown**

# Staff Assaults - by Institution

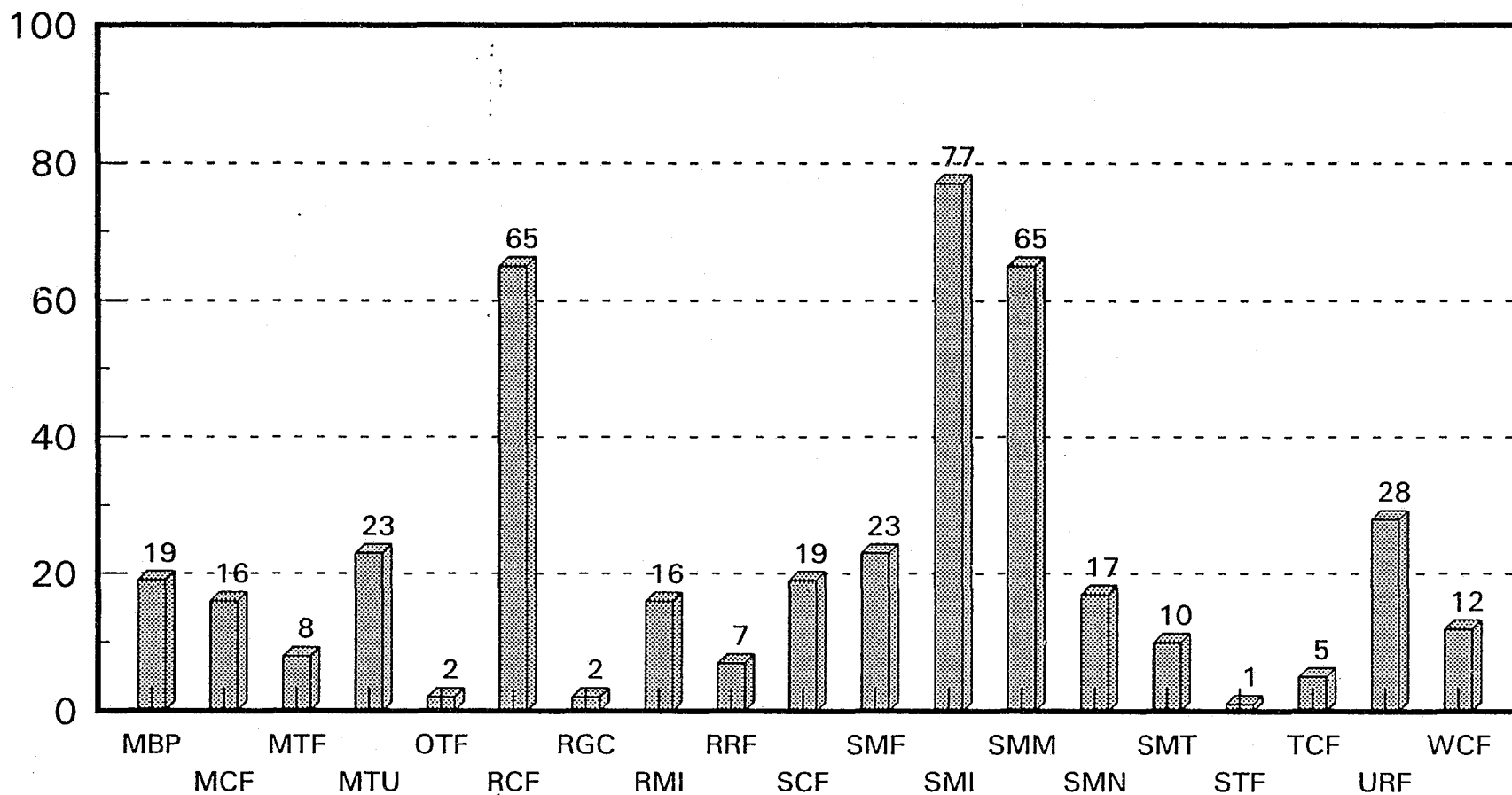
Actual numbers (1992) page 1 of 2



Actual number of assaults  
Report: A-346G

# Staff Assaults - by Institution

Actual numbers (1992) page 2 of 2

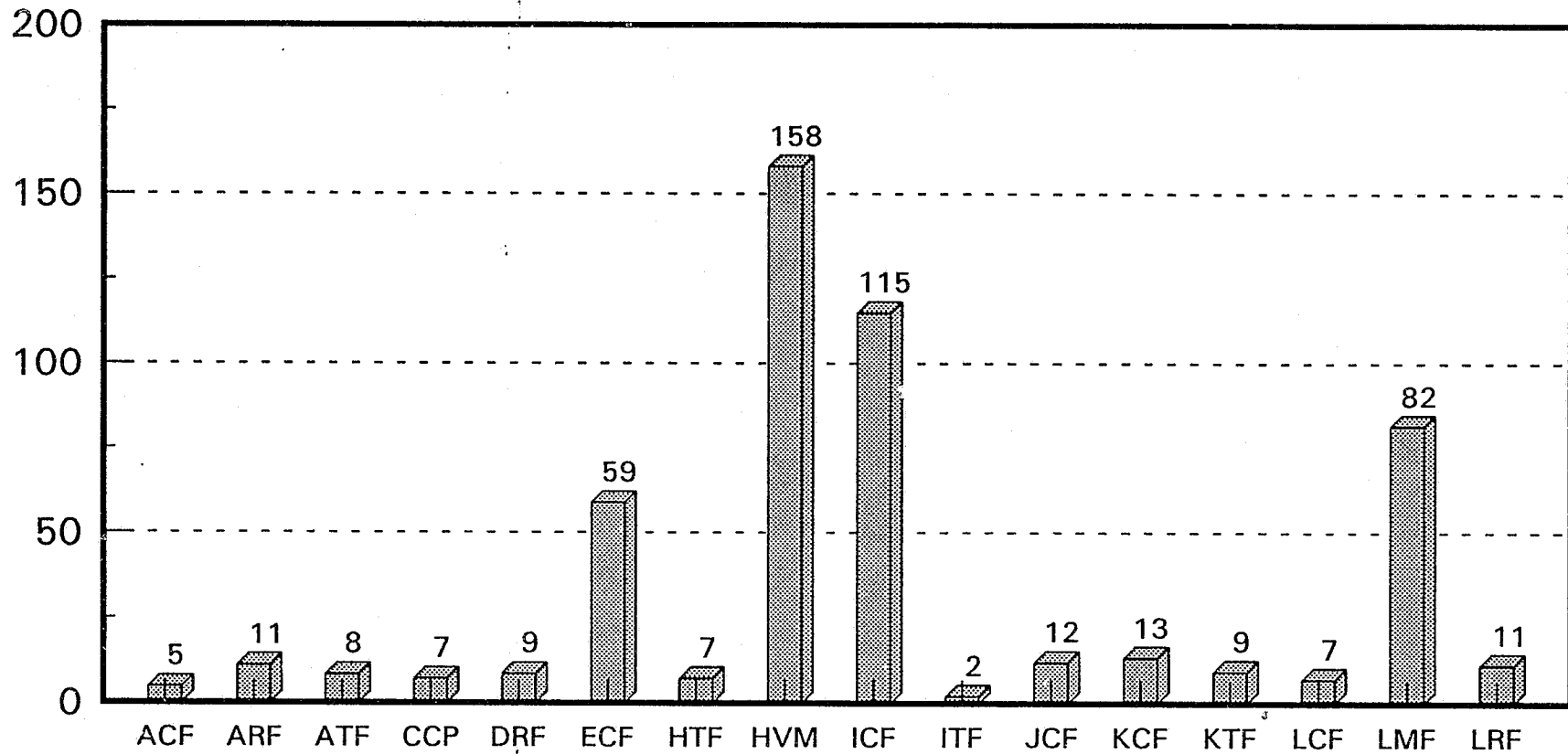


Actual number of assaults  
Report: A-346G2

# Staff Assaults - by Institution

Numbers adjusted for comparison (1992)

page 1 of 2



Average: 27.9

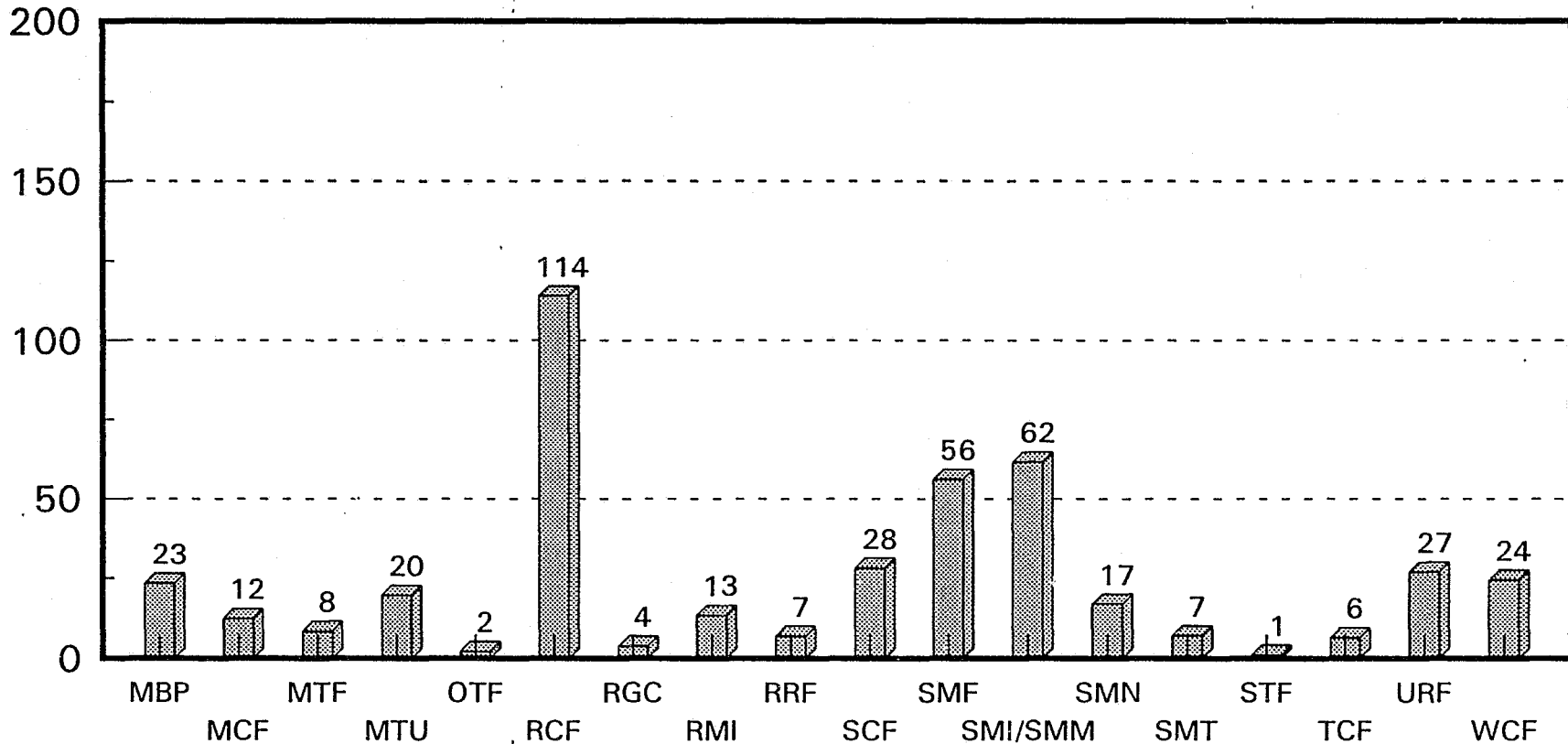
Adjusted: assaults per 1000 prisoners

Report: A-347G

# Staff Assaults - by Institution

Numbers adjusted for comparison (1992)

page 2 of 2



Average: 27.9

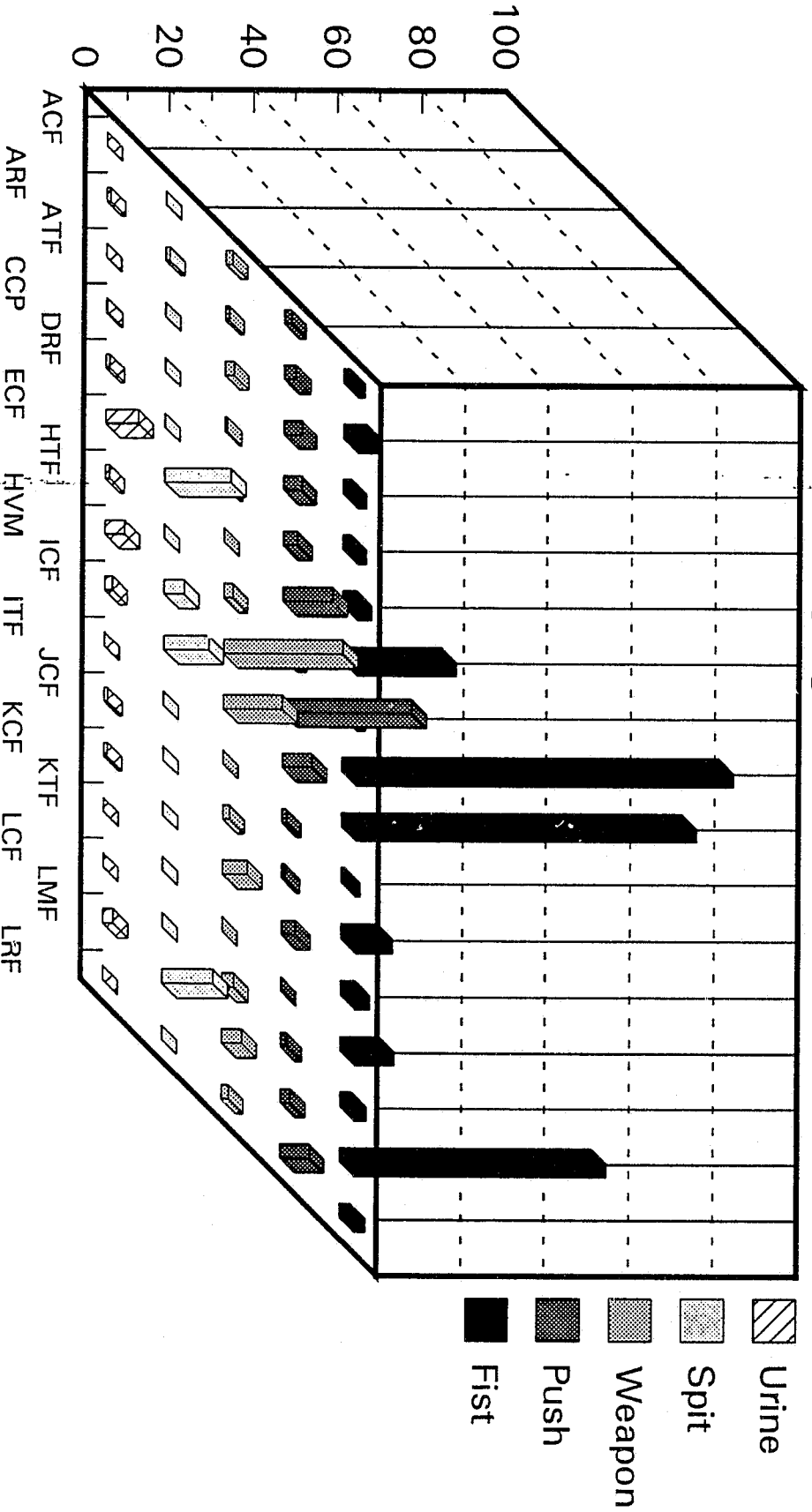
Adjusted: assaults per 1000 prisoners

Report: A-347G2

# Staff Assaults - by Institution & TYPE

Numbers adjusted for comparison (1992)

page 1 of 2

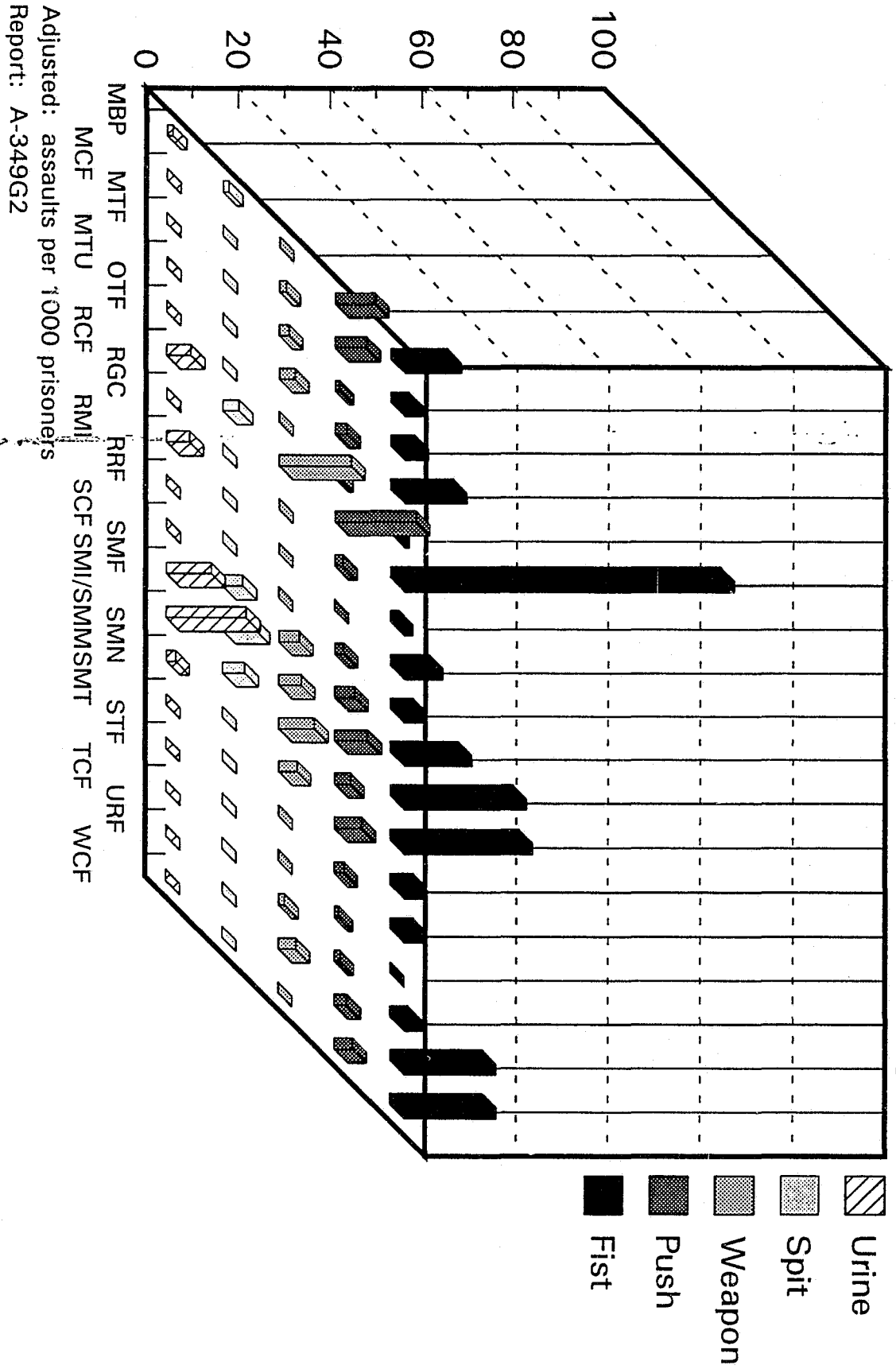


Adjusted: assaults per 1000 prisoners  
Report: A-349G



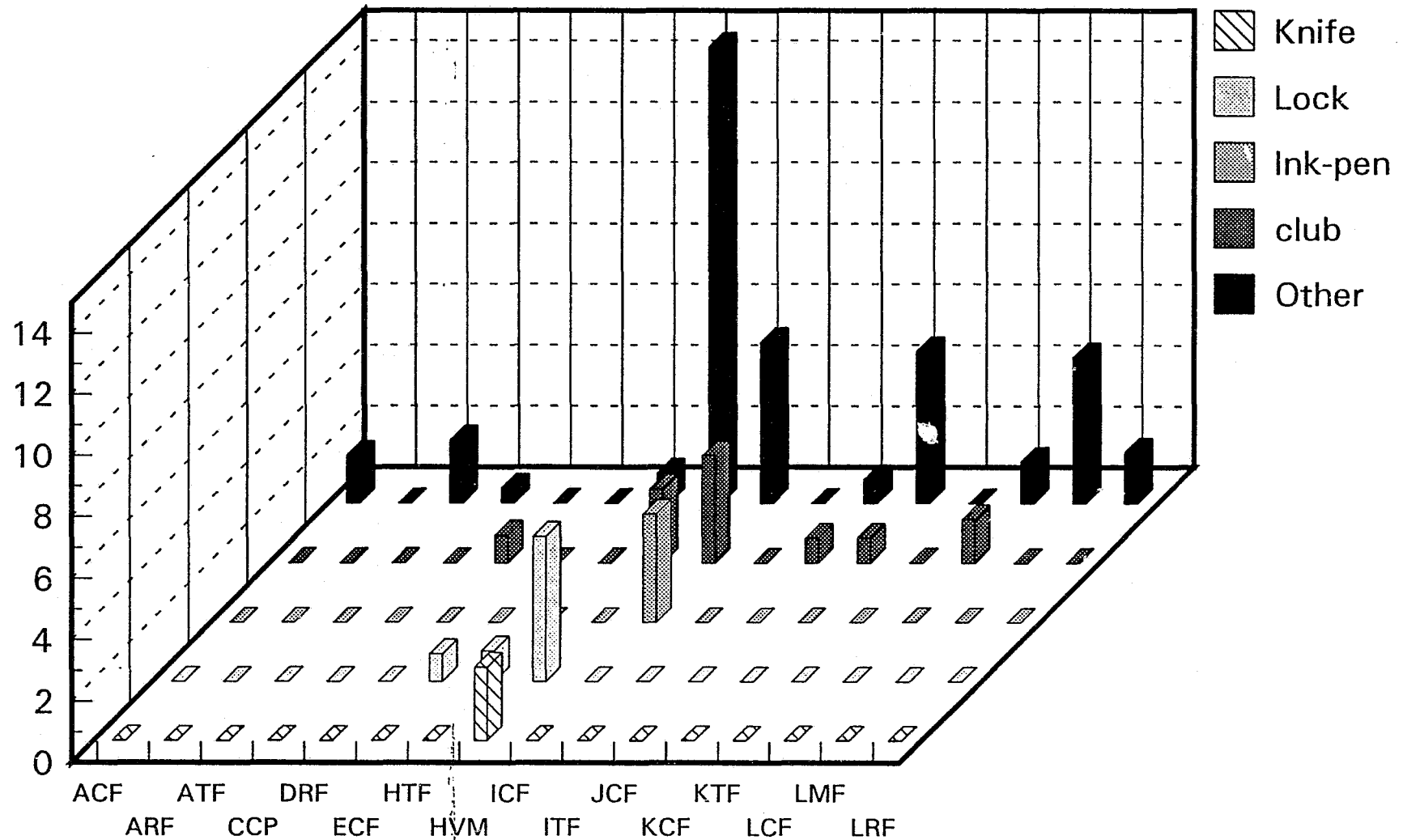
# Staff Assaults - by Institution & TYPE

Numbers adjusted for comparison (1992) p 2 of 2



# Staff Assaults - by Institution & WEAPON

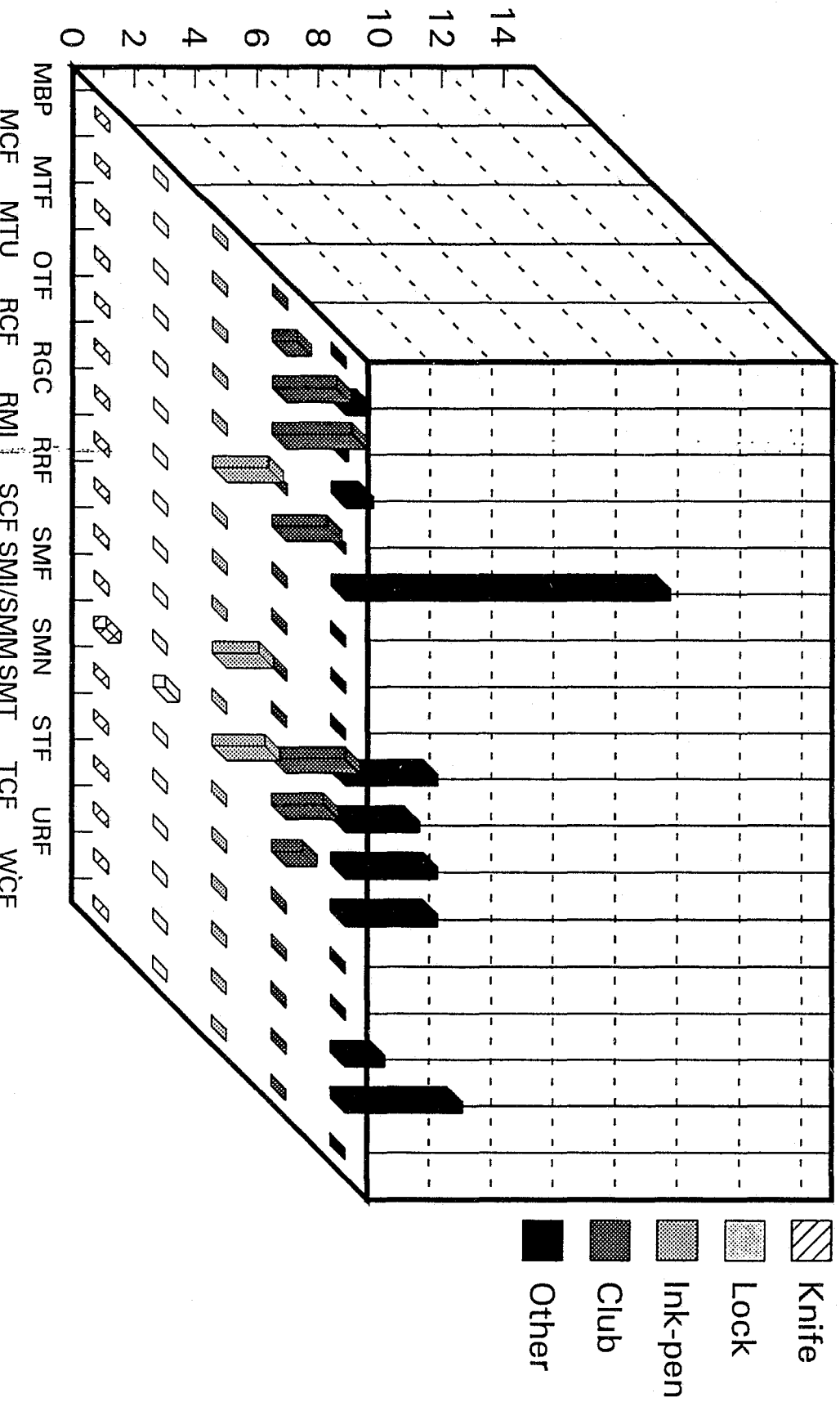
Numbers adjusted for comparison (1992) p 1 of 2



Adjusted: assaults per 1000 prisoners  
Report: A-350G

# Staff Assaults - by Institution & WEAPON

Numbers adjusted for comparison (1992) p 2 of 2



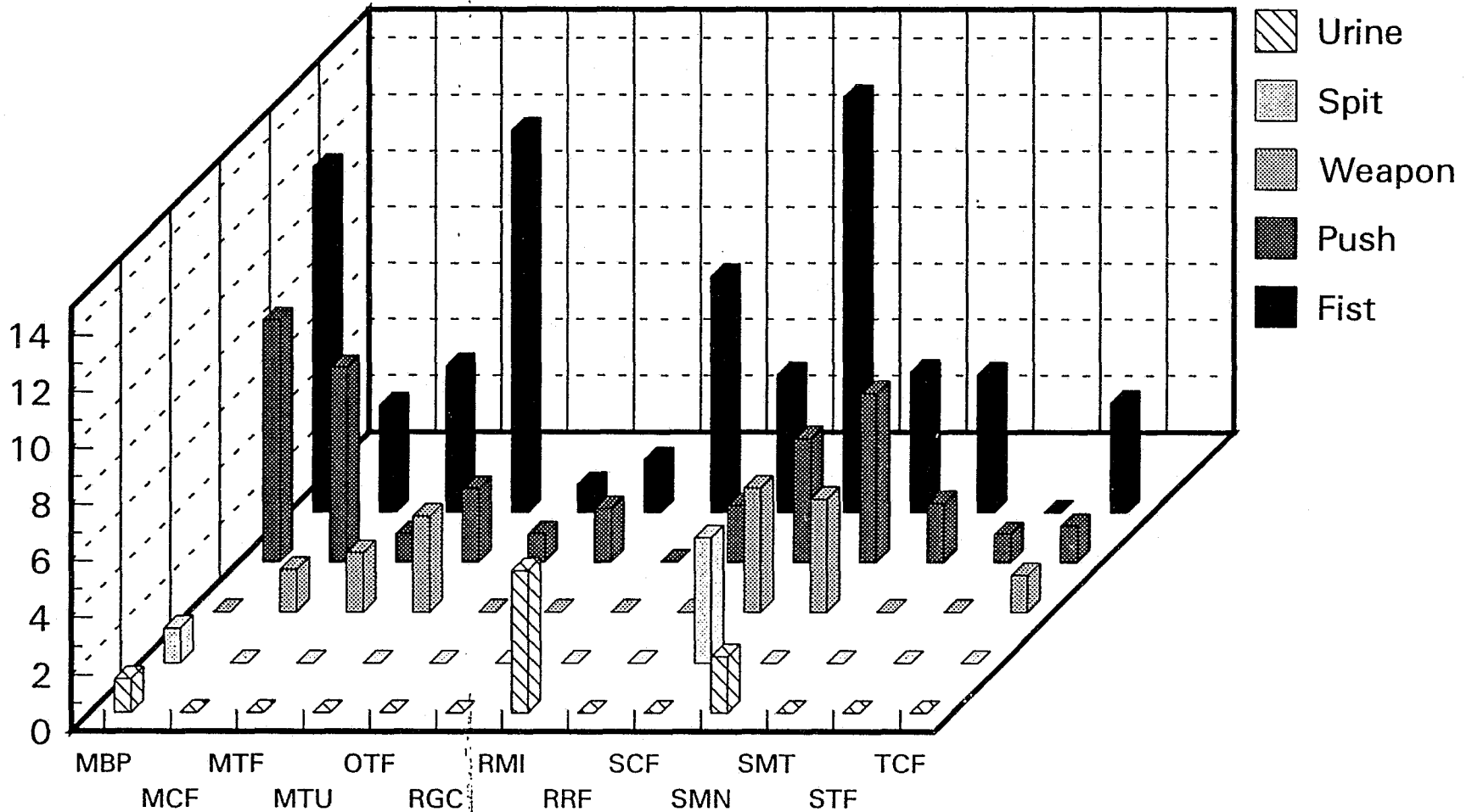
Adjusted: assaults per 1000 prisoners

Report: A-350G2

# Staff Assaults - by Institution & TYPE

Numbers adjusted for comparison (1992) p 2 of 2

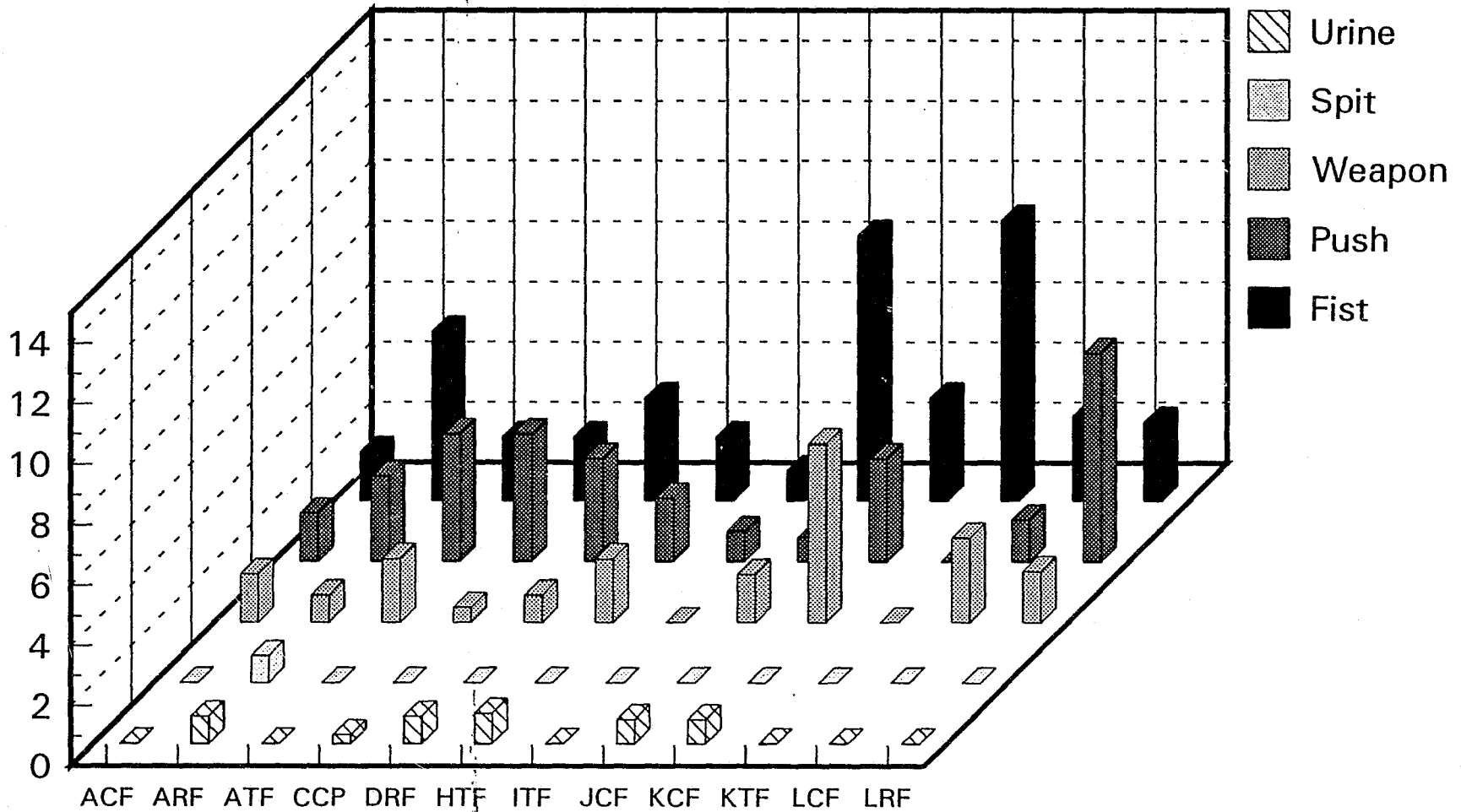
Minus the top 9 institutions



Adjusted: assaults per 1000 prisoners  
Report: A-349G2x

# Staff Assaults - by Institution & TYPE

Numbers adjusted for comparison (1992)  
 Minus the top 9 Institutions (page 1 of 2)



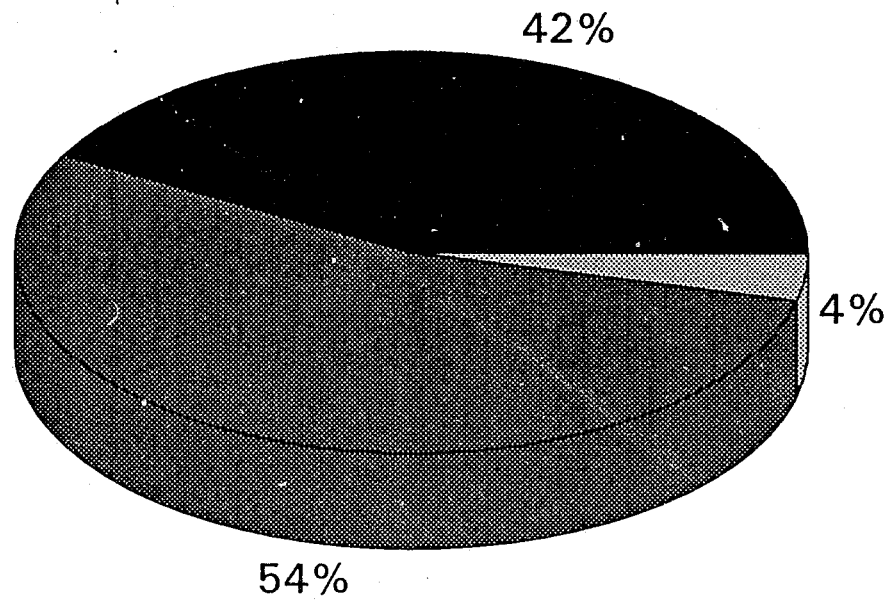
Adjusted: assaults per 1000 prisoners  
 Report: A-349Gx

# **Section III**

## **Prisoner Assaults**

# **Part A: General information**

# Types of Assaults - Prisoners (1992)

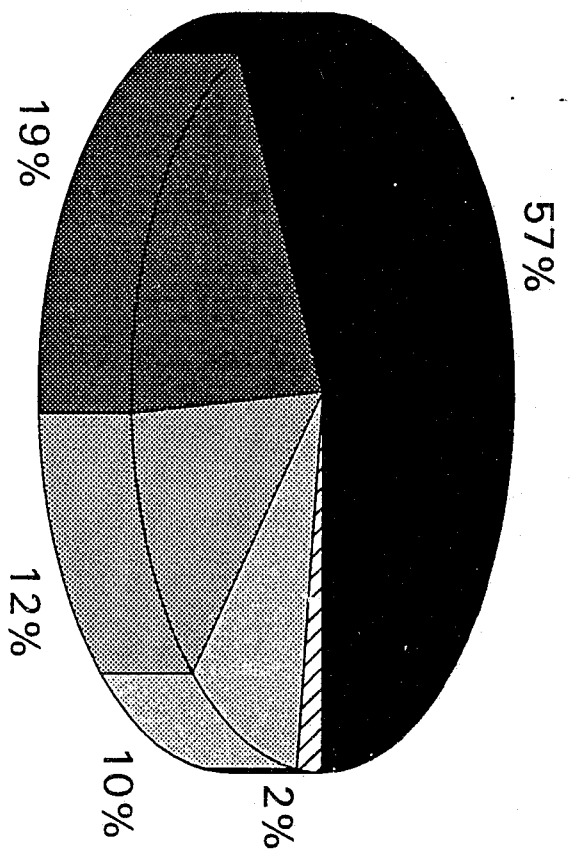


■ Weapon ■ Fist ■ Push ■ Urine ■ Spit

Actual number of assaults  
Report: A-440G



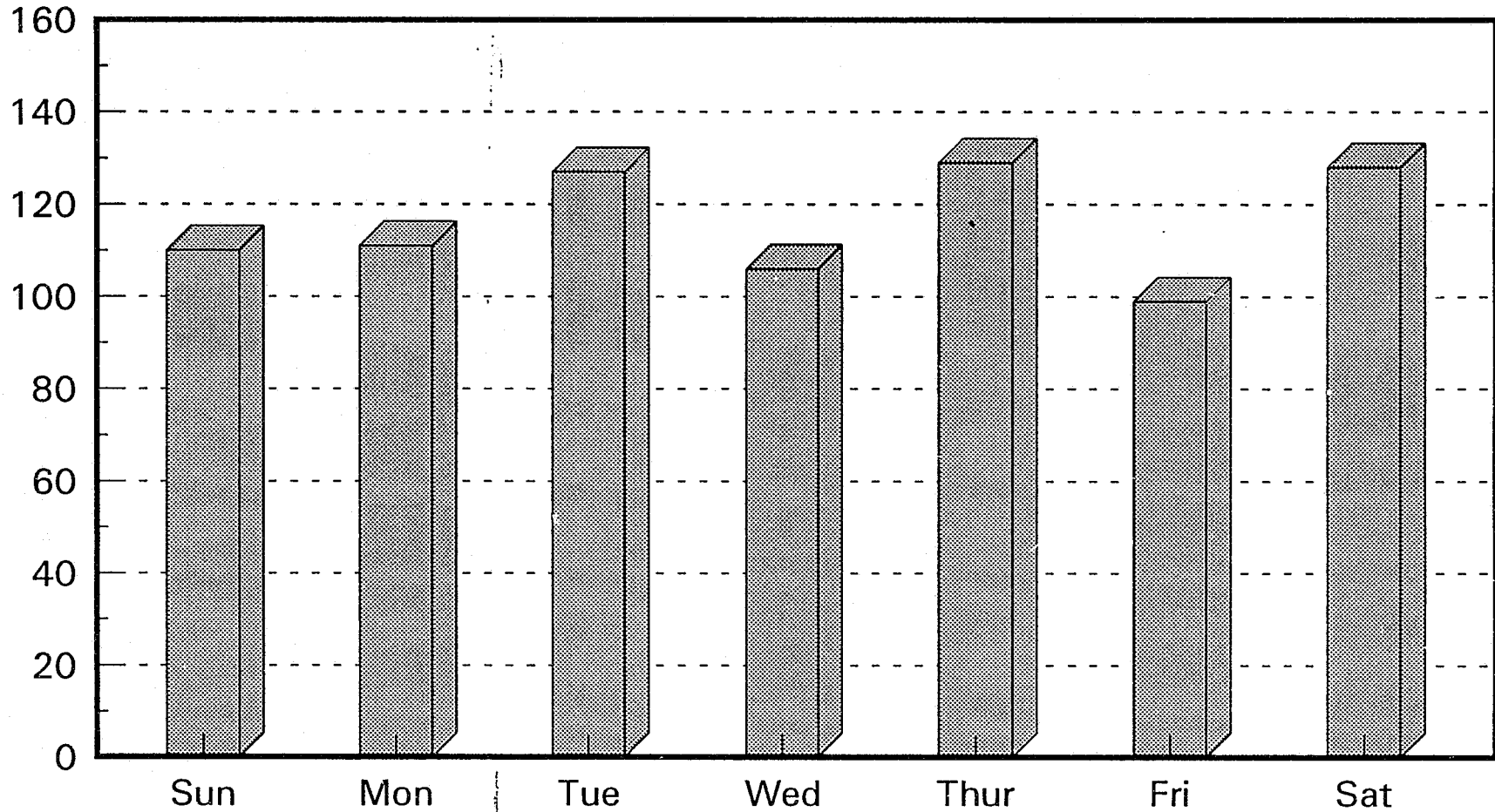
# Weapons used in prisoner assaults (1992)



- Knife
- ▒ Lock
- ▓ Club
- ░ Other
- ▨ Ink-pen

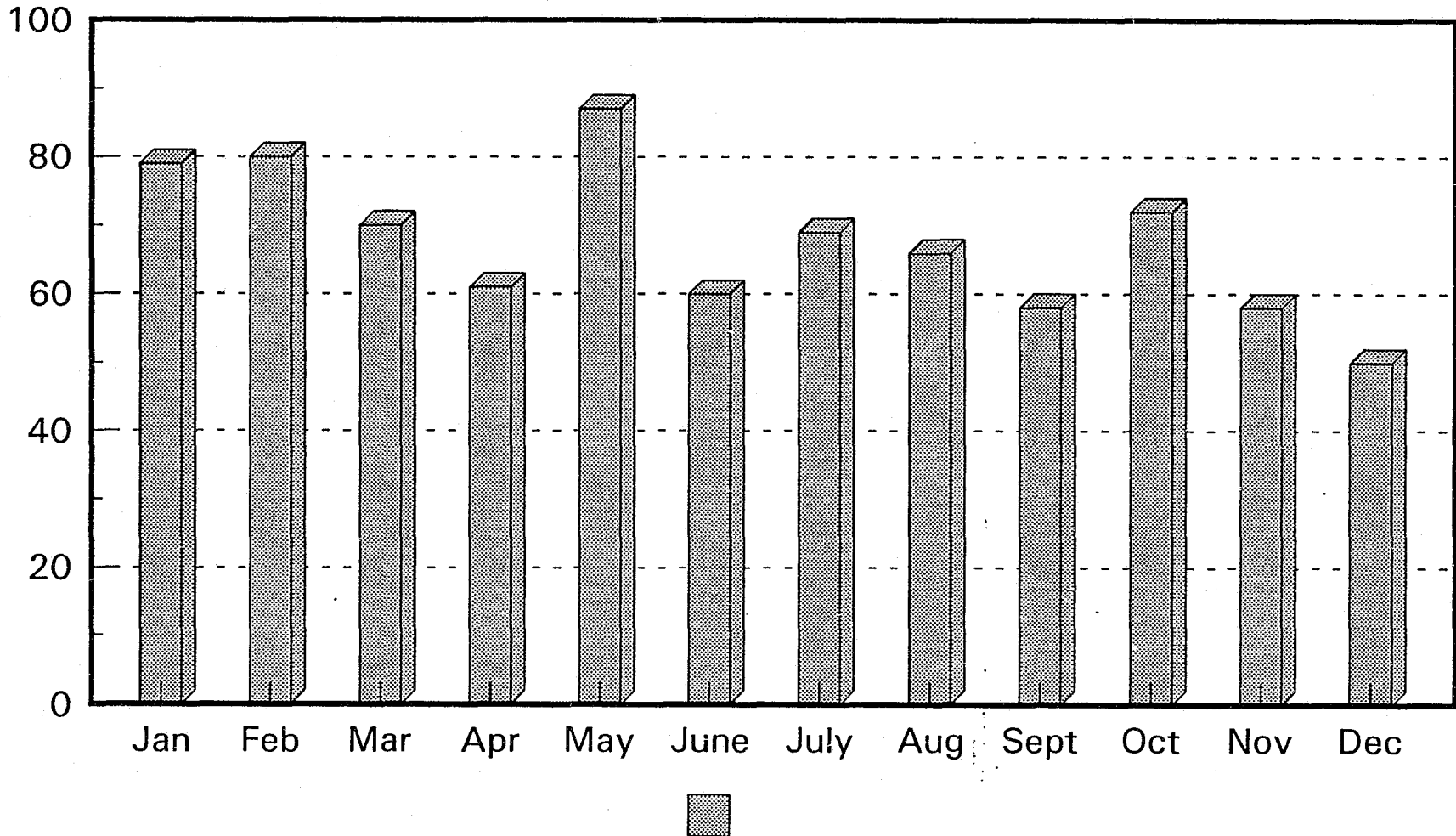
Actual number of assaults  
Report: A-441G

# Prisoner Assaults - by Days of the Week (1992)



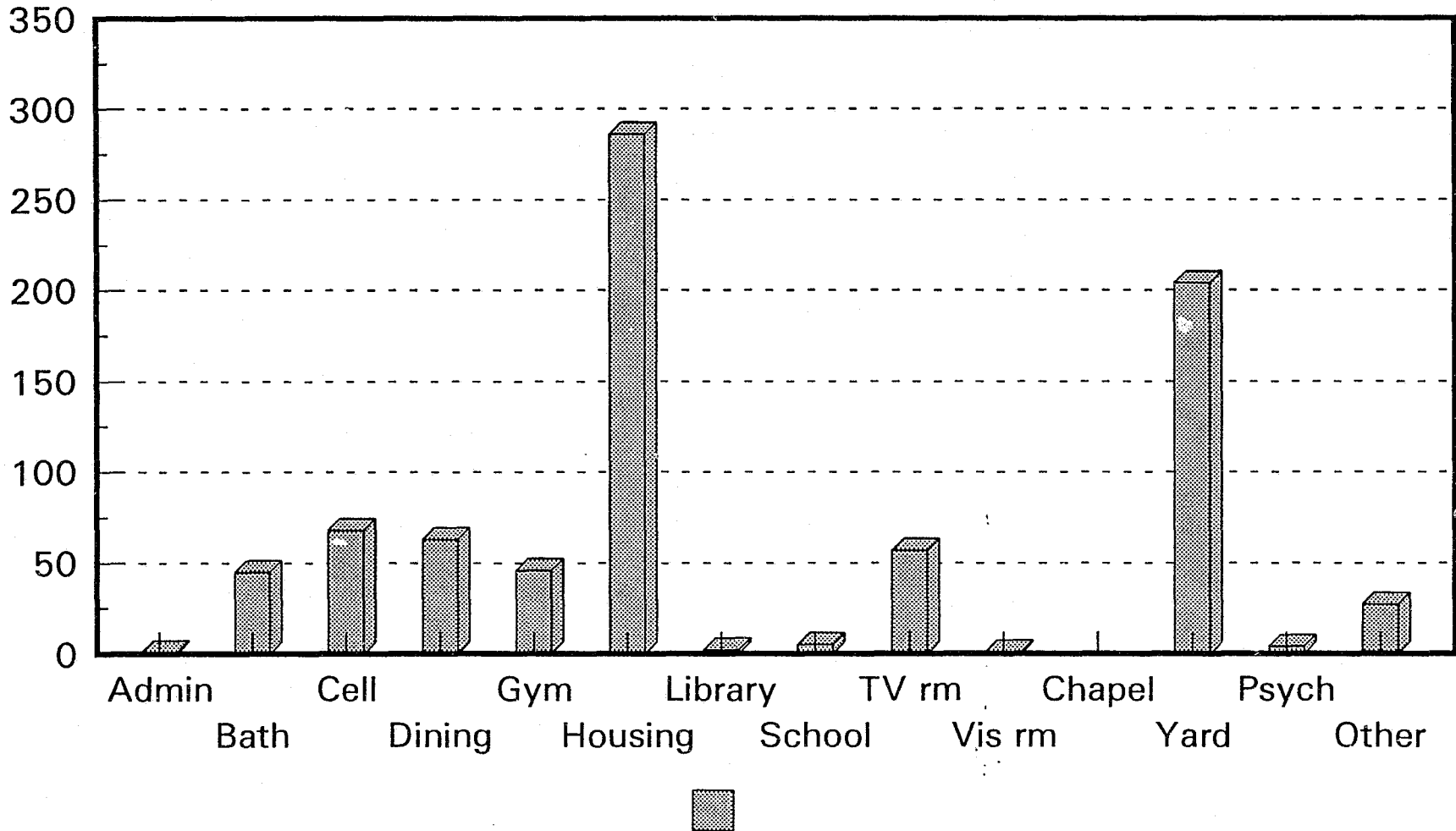
Actual number of assaults  
Report: A-442G

# Prisoner Assaults - by Month of the Year (1992)



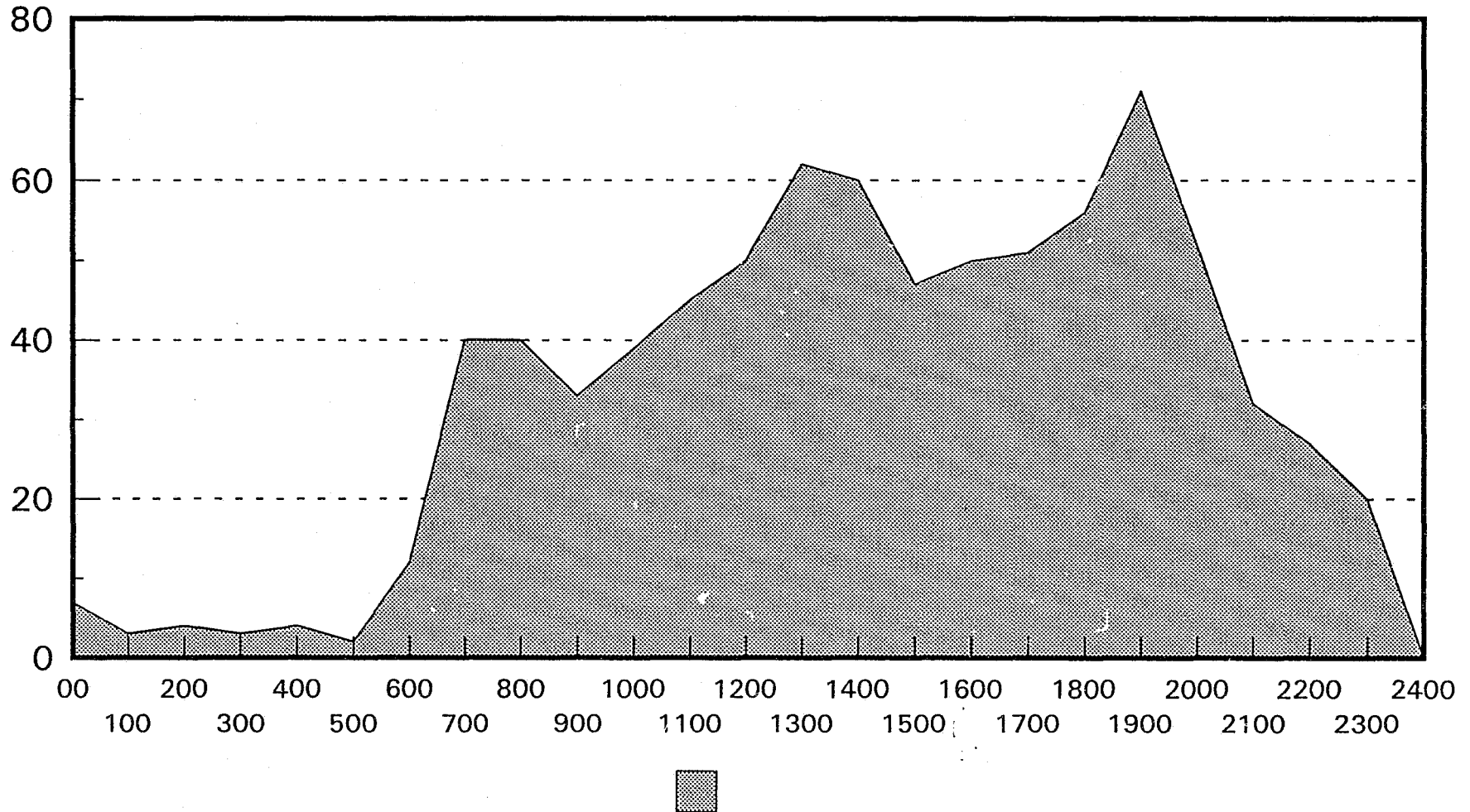
Actual number of assaults  
Report: A-443G

# Prisoner Assaults - by Location (1992)



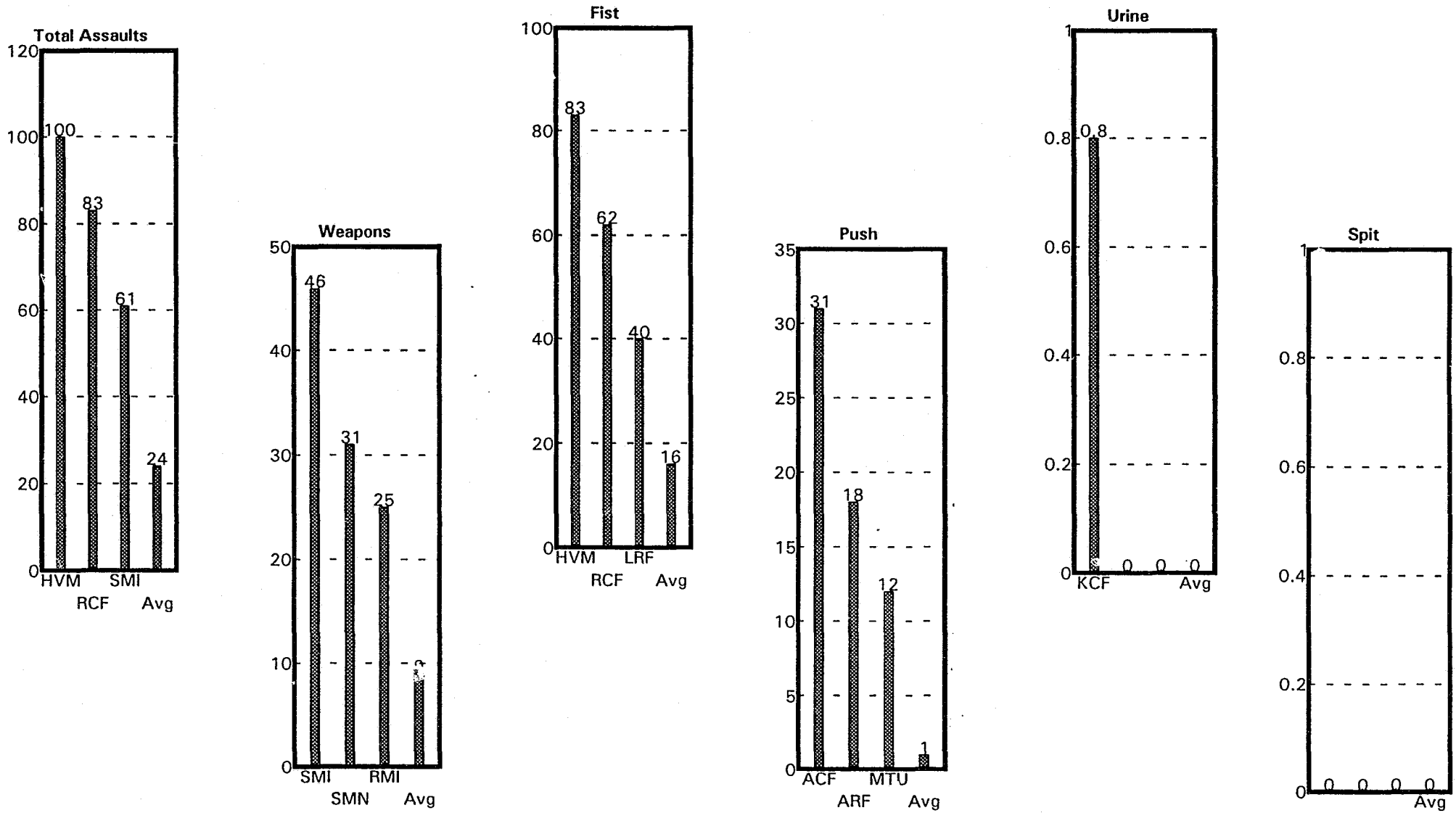
Actual number of assaults  
Report: A-445G

# Prisoner Assaults - by Time of Day (1992)



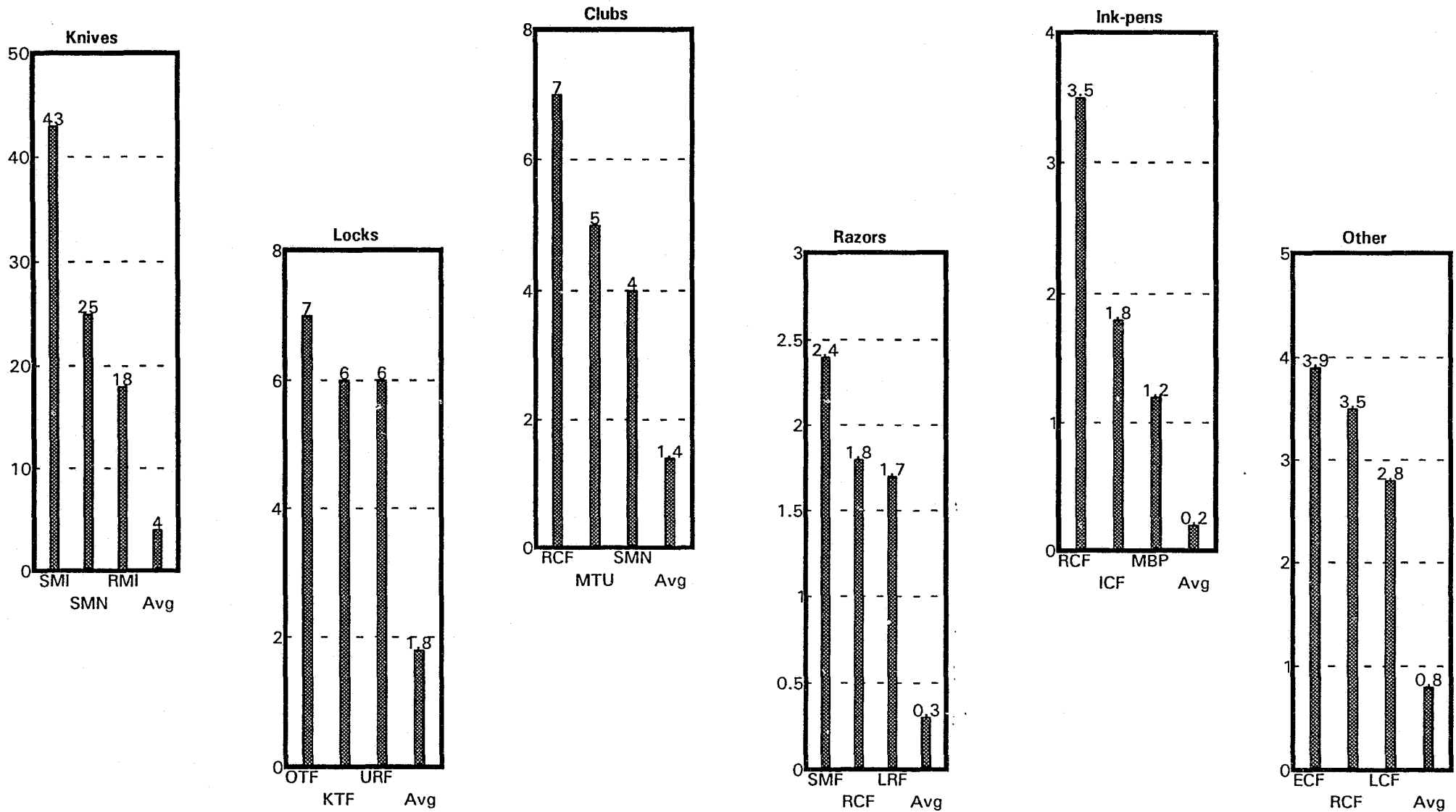
Actual number of assaults  
Report: A-444G

# Institutions with the Highest number of Prisoner Assaults Sorted by TYPES of Assaults (1992)



Numbers adjusted: Assaults per 1000 prisoners  
Report: A-706

# Institutions with the Highest number of Prisoner Assaults Sorted by WEAPONS used in Assaults (1992)



Numbers adjusted: Assaults per 1000 prisoners  
Report: A-708

# TYPES of Prisoner Assaults

Report: A-702

Institutions ranked in order of highest to lowest

NOTE: The numbers in this report have been adjusted for comparison: assaults per 1000 prisoners)

## Total Assaults

HVM	99.6
RCF	82.6
SMI & SMM	61.2
SMN	57.0
LRF	39.9
RMI	35.9
MTU	34.9
SCF	34.0
HTF	28.2
SMF	26.8
KTF	25.9
URF	25.9
LCF	24.2
KCF	23.5
MCF	22.2
WCF	18.3
ITF	16.8
OTF	13.6
MBP	13.5
ARF	13.0
DRF	12.0
LMF	12.0
ATF	11.5
CCP	11.4
MTF	10.5
JCF	10.4
RRF	9.9
ACF	9.6
TCF	6.4
RGC	5.7
SMT	5.6
ICF	5.3
STF	4.2
ECF	3.9

## Weapons

SMI & SMM	46.0
SMN	31.0
RMI	25.1
RCF	19.3
SMF	14.6
HVM	14.2
MCF	13.8
URF	11.5
KTF	11.4
MTU	10.2
HTF	9.4
KCF	7.6
OTF	7.3
LCF	7.1
MBP	6.1
ATF	5.2
ITF	5.2
LRF	5.2
LMF	4.8
SCF	4.4
DRF	4.3
CCP	4.2
WCF	4.1
ECF	3.9
TCF	3.9
ICF	3.5
JCF	3.2
ARF	2.8
MTF	2.1
RRF	2.0
STF	1.0
ACF	0.0
RGC	0.0
SMT	0.0

## Fist

HVM	83.0
RCF	61.5
LRF	33.9
SCF	29.6
SMN	24.0
MTU	22.1
LCF	17.1
HTF	16.7
KTF	14.5
SMI & SMM	14.3
WCF	14.2
URF	13.5
KCF	13.4
SMF	12.2
RMI	10.9
ITF	10.5
MTF	8.4
RRF	7.9
DRF	7.7
ARF	7.4
MBP	7.4
LMF	7.2
MCF	6.9
CCP	6.4
JCF	6.4
ATF	6.3
OTF	6.3
SMT	5.6
ACF	4.8
RGC	3.8
STF	3.1
TCF	2.6
ICF	1.8
ECF	0.0

## Push

ACF	4.8
ARF	2.8
MTU	2.6
HVM	2.4
HTF	2.1
SMN	2.0
RGC	1.9
RCF	1.8
KCF	1.7
MCF	1.5
ITF	1.0
URF	1.0
LRF	0.9
SMI & SMM	0.9
CCP	0.8
JCF	0.8
ATF	0.0
DRF	0.0
ECF	0.0
ICF	0.0
KTF	0.0
LCF	0.0
LMF	0.0
MBP	0.0
MTF	0.0
OTF	0.0
RMI	0.0
RRF	0.0
SCF	0.0
SMF	0.0
SMT	0.0
STF	0.0
TCF	0.0
WCF	0.0

## Urine

KCF	0.8
ACF	0.0
ARF	0.0
ATF	0.0
CCP	0.0
DRF	0.0
ECF	0.0
HTF	0.0
HVM	0.0
ICF	0.0
ITF	0.0
JCF	0.0
KTF	0.0
LCF	0.0
LMF	0.0
LRF	0.0
MBP	0.0
MCF	0.0
MTF	0.0
MTU	0.0
OTF	0.0
RCF	0.0
RGC	0.0
RMI	0.0
RRF	0.0
SCF	0.0
SMF	0.0
SMI & SMM	0.0
SMN	0.0
SMT	0.0
STF	0.0
TCF	0.0
URF	0.0
WCF	0.0

## Spit

ACF	0.0
ARF	0.0
ATF	0.0
CCP	0.0
DRF	0.0
ECF	0.0
HTF	0.0
HVM	0.0
ICF	0.0
ITF	0.0
JCF	0.0
KCF	0.0
KTF	0.0
LCF	0.0
LMF	0.0
LRF	0.0
MBP	0.0
MCF	0.0
MTF	0.0
MTU	0.0
OTF	0.0
RCF	0.0
RGC	0.0
RMI	0.0
RRF	0.0
SCF	0.0
SMF	0.0
SMI & SMM	0.0
SMN	0.0
SMT	0.0
STF	0.0
TCF	0.0
URF	0.0
WCF	0.0



# WEAPONS used in Prisoner Assaults

Report: A-704

## Institutions ranked in order of highest to lowest

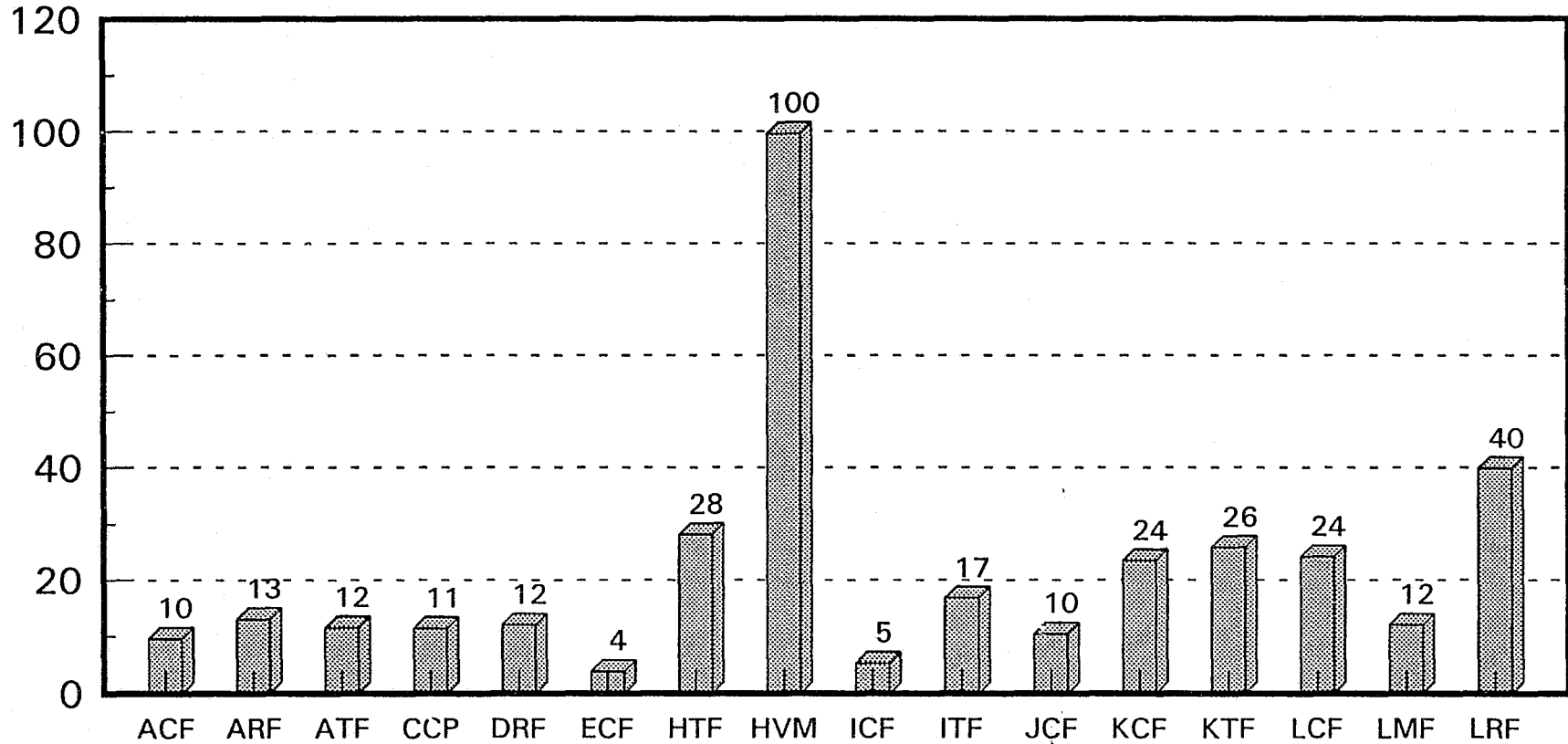
NOTE: The numbers in this report have been adjusted for comparison: assaults per 1000 prisoners)

Knives		Locks		Clubs		Razors		Ink-pens		Other	
SMI & SMM	42.9	OTF	7.3	RCF	7.0	SMF	2.4	RCF	3.5	ECF	3.9
SMN	25.0	KTF	6.2	MTU	5.1	RCF	1.8	ICF	1.8	RCF	3.5
RMI	18.4	URF	5.8	SMN	4.0	LRF	1.7	MBP	1.2	LCF	2.8
MCF	10.7	HTF	2.1	HTF	3.1	SCF	1.5	RMI	0.8	HVM	2.4
SMF	7.3	ITF	2.1	URF	2.9	TCF	1.3	SMI & SMM	0.4	LRF	1.7
MBP	4.9	DRF	1.7	LCF	2.8	STF	1.0	CCP	0.3	MTU	1.7
HVM	4.7	MTU	1.7	HVM	2.4	MCF	0.8	ACF	0.0	CCP	1.6
RCF	3.5	ARF	0.9	LMF	2.4	ACF	0.0	ARF	0.0	SCF	1.5
KCF	3.4	JCF	0.8	SMF	2.4	ARF	0.0	ATF	0.0	TCF	1.3
KTF	3.1	CCP	0.5	KTF	2.1	ATF	0.0	DRF	0.0	ATF	1.0
URF	2.9	ACF	0.0	WCF	2.0	CCP	0.0	MTF	0.0	HTF	1.0
LMF	2.4	ATF	0.0	ICF	1.8	DRF	0.0	OTF	0.0	ITF	1.0
HTF	2.1	ECF	0.0	RMI	1.7	HTF	0.0	MTU	0.0	SMN	1.0
ITF	2.1	ICF	0.0	SCF	1.5	HVM	0.0	RGF	0.0	SMI & SMM	0.9
DRF	1.7	LCF	0.0	SMI & SMM	1.3	ICF	0.0	RRF	0.0	JCF	0.8
MTU	1.7	MTF	0.0	TCF	1.3	ITF	0.0	SCF	0.0	ACF	0.0
ARF	0.9	LRF	0.0	MTF	1.0	JCF	0.0	SMF	0.0	ARF	0.0
LRF	0.9	MBP	0.0	DRF	0.9	KCF	0.0	SMN	0.0	DRF	0.0
JCF	0.8	OTF	0.0	JCF	0.8	KTF	0.0	SMT	0.0	ICF	0.0
CCP	0.5	ATF	0.0	ACF	0.8	LCF	0.0	STF	0.0	KCF	0.0
ACF	0.0	ECF	0.0	ARF	0.0	LMF	0.0	URF	0.0	KTF	0.0
ATF	0.0	ICF	0.0	ATF	0.0	MBP	0.0	WCF	0.0	LMF	0.0
ECF	0.0	LCF	0.0	ECF	0.0	MTF	0.0			MBP	0.0
ICF	0.0	MTF	0.0	ARF	0.0	MTU	0.0			MCF	0.0
LCF	0.0	RGF	0.0	ATF	0.0	OTF	0.0			MTF	0.0
MTF	0.0	SMI & SMM	0.0	ECF	0.0	RGF	0.0			OTF	0.0
OTF	0.0	MCF	1.5	HVM	0.0	RMI	0.0			RGF	0.0
RGF	0.0	LCF	1.4	ICF	0.0	RRF	0.0			RMI	0.0
RRF	0.0	CCP	1.3	JCF	0.0	SMI & SMM	0.0			RRF	0.0
SCF	0.0	MTF	1.0	KCF	0.0	SMN	0.0			SMF	0.0
SMT	0.0	SMN	1.0	LCF	0.0	SMT	0.0			SMT	0.0
STF	0.0	JCF	0.8	LMF	0.0	URF	0.0			STF	0.0
TCF	0.0	SMI & SMM	0.4	MBP	0.0	WCF	0.0			URF	0.0
WCF	0.0	ACF	0.0	MTF	0.0					WCF	0.0
		ECF	0.0	OTF	0.0						
		ICF	0.0	RGF	0.0						
		LMF	0.0	RMI	0.0						
		MBP	0.0	RRF	0.0						
		RCF	0.0	SMI & SMM	0.0						
		RGF	0.0	SMN	0.0						
		SCF	0.0	SMT	0.0						
		SMT	0.0	URF	0.0						
		STF	0.0	WCF	0.0						
		TCF	0.0								

# Prisoner Assaults - by Institution

Numbers adjusted for comparison (1992)

page 1 of 2



Average: 24.0

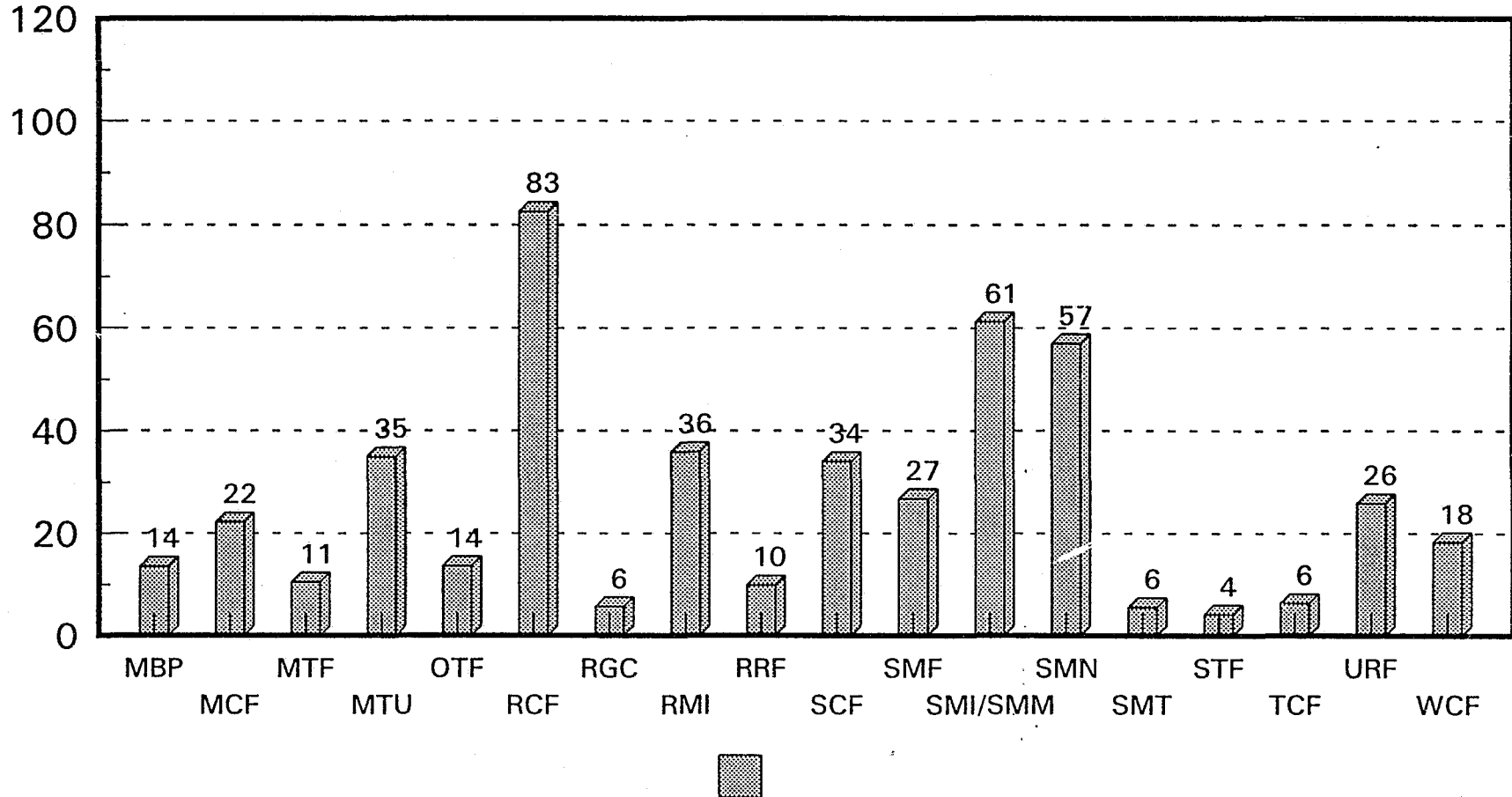
Adjusted: assaults per 1000 prisoners

Report: A-447G

# Prisoner Assaults - by Institution

Numbers adjusted for comparison (1992)

page 2 of 2



Average: 24.0

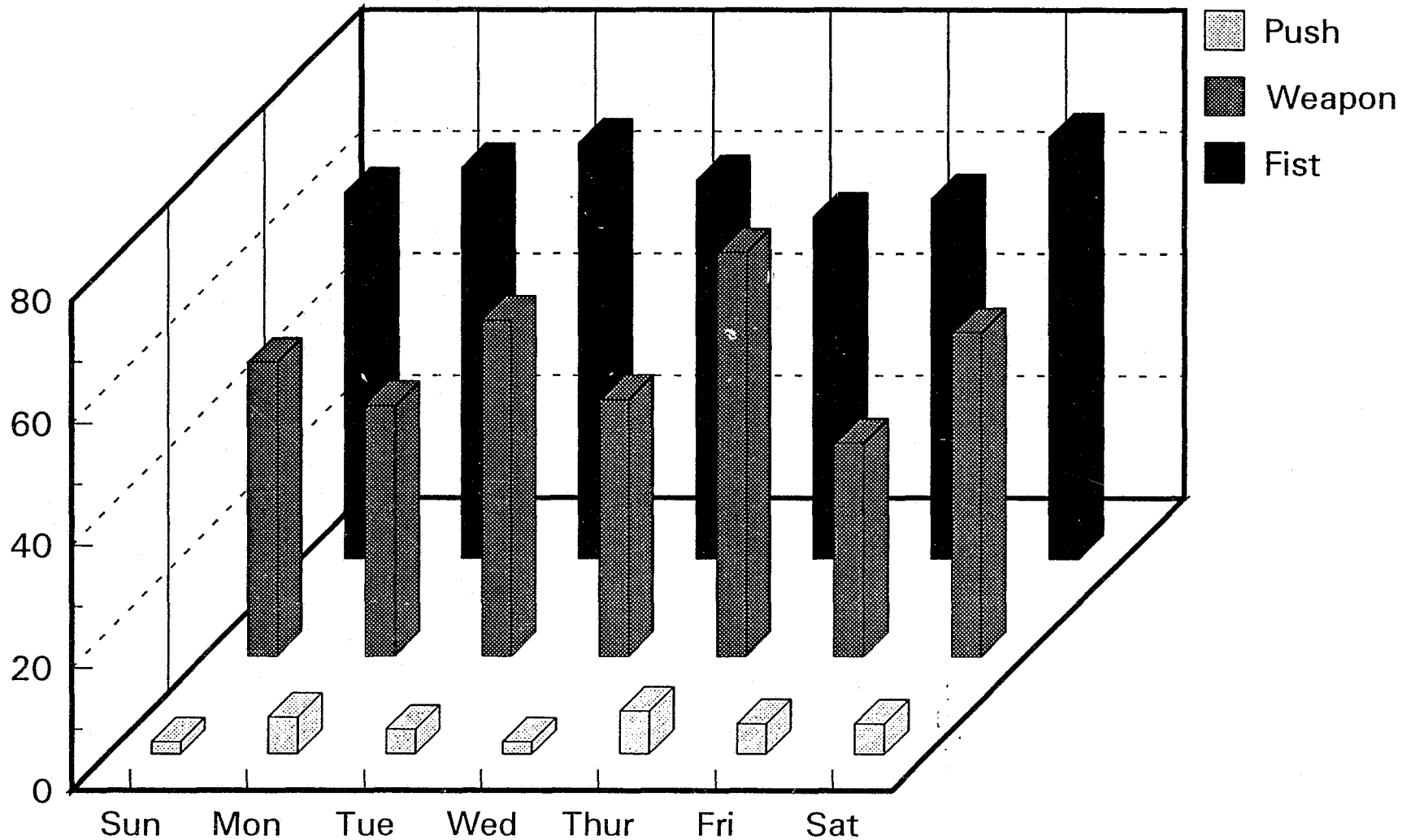
Adjusted: assaults per 1000 prisoners

Report: A-447G2

## **Part B: Types of Assaults**

# TYPE of assaults on Prisoners

According to the DAY of the week (1992)

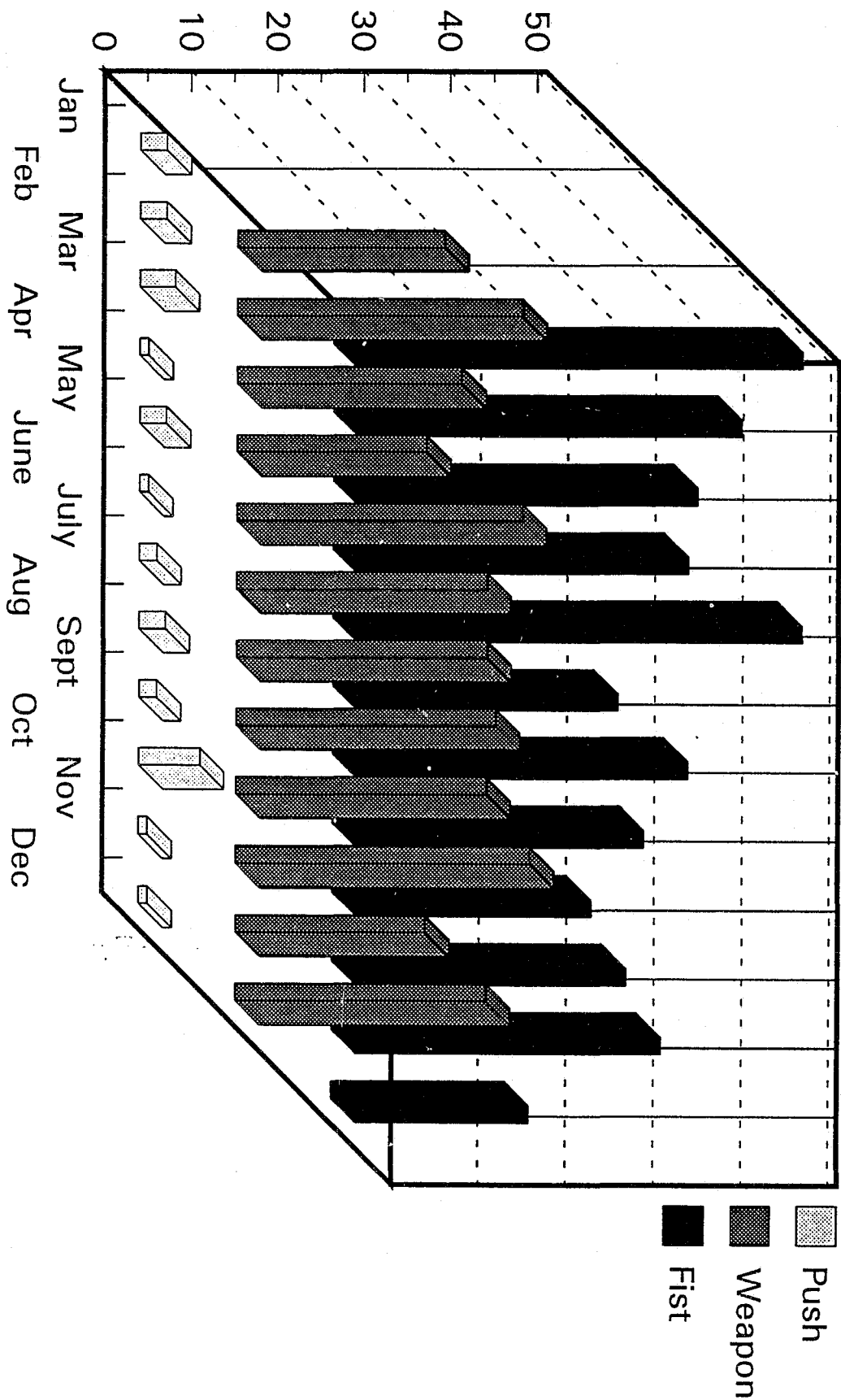


Actual number of assaults

Report: A-403G

# TYPE of assaults on Prisoners

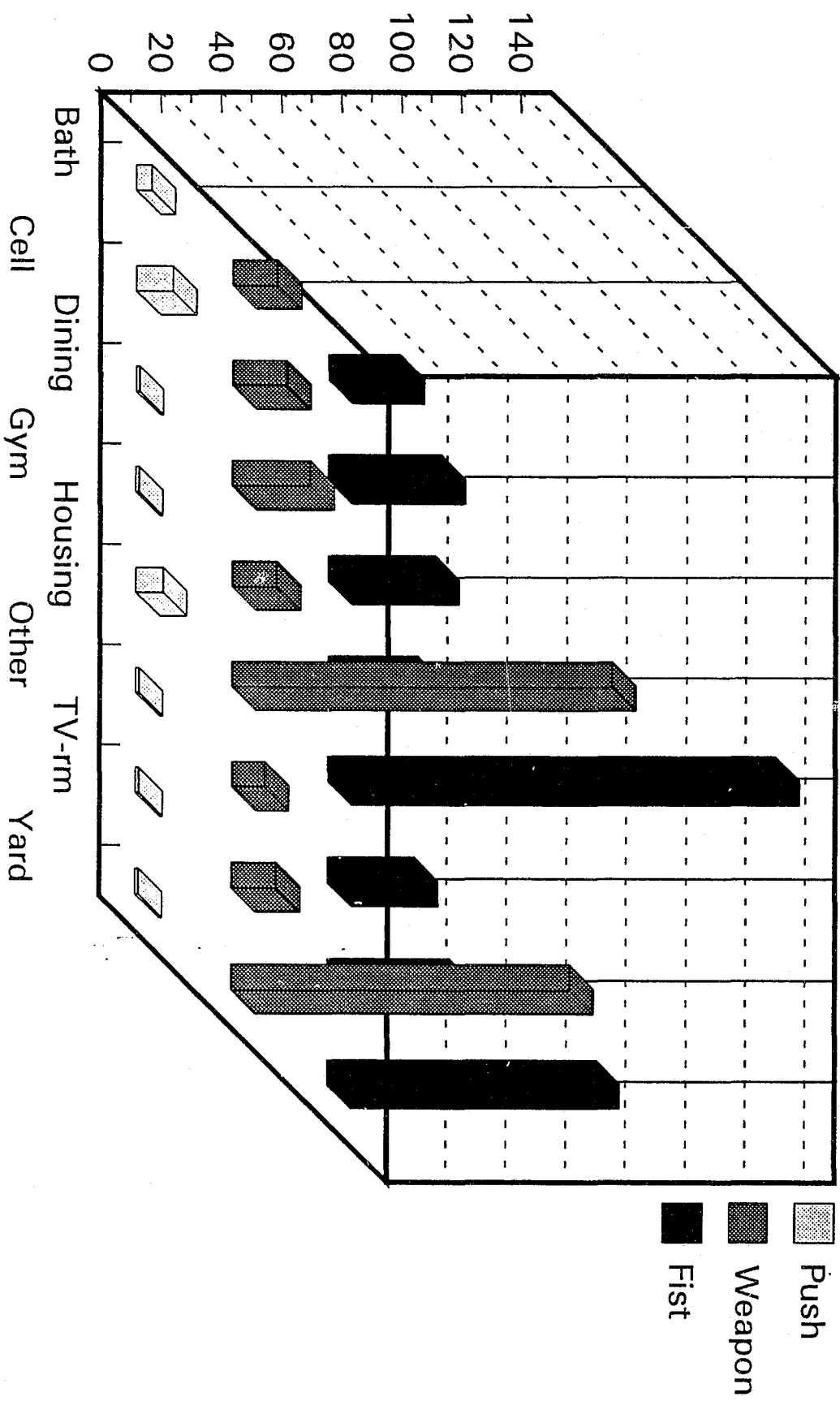
According to the MONTHS of the year (1992)



Actual number of assaults  
Report: A-401G

# TYPE of assaults on prisoners

According to LOCATIONS (1992)



Actual number of assaults

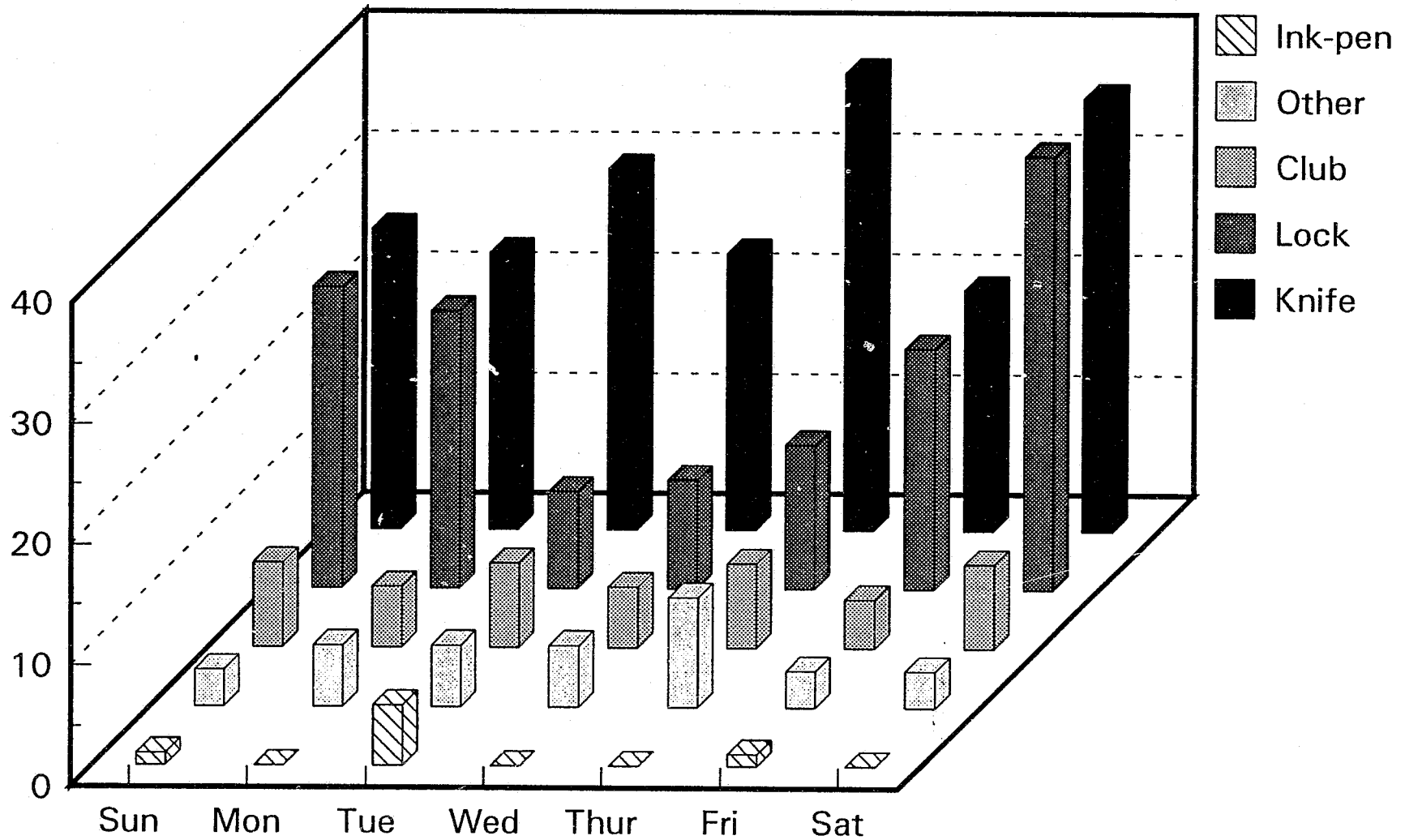
Report: A-406

# **Part C: Weapons Used on Assaults**



# WEAPONS used on prisoner assaults

According to the DAY of the week (1992)

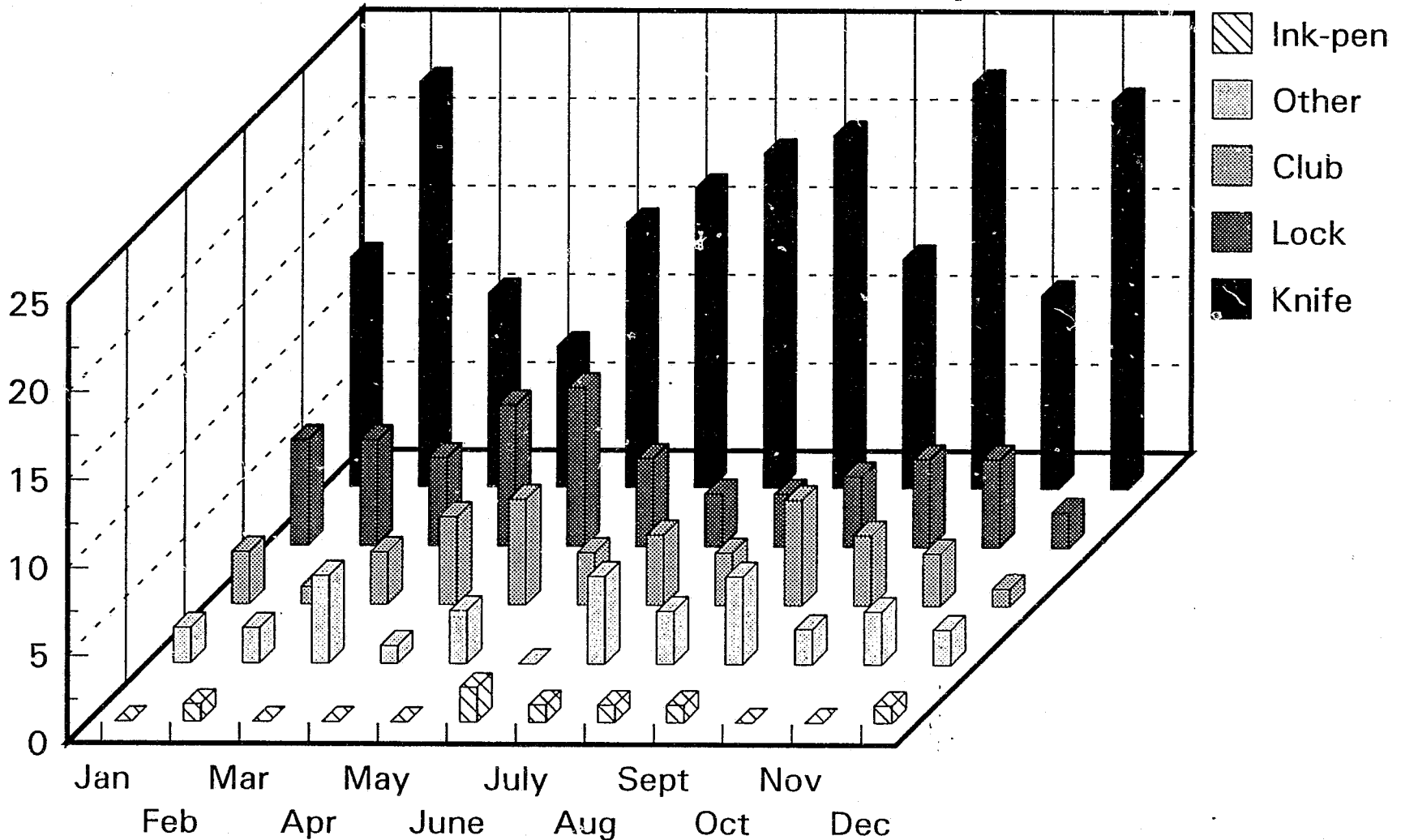


Actual number of assaults

Report: A-404G

# WEAPONS used on Prisoner assaults

According to the MONTHS of the year (1992)

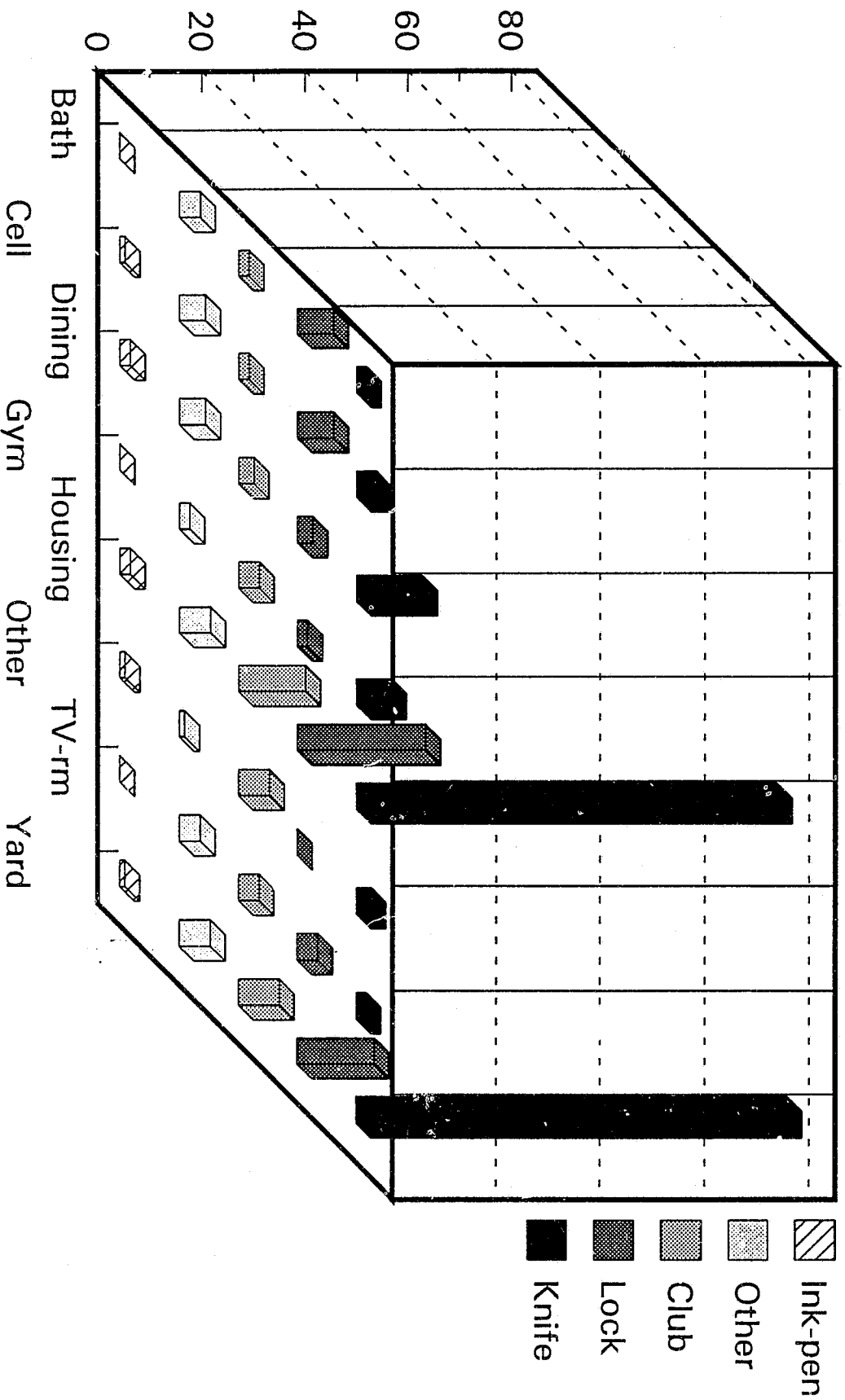


Actual number of assaults

Report: A-402G

# WEAPONS used in Prisoner assaults


According to LOCATIONS (1992)



Actual number of assaults  
Report: A-407

**Part D: Assaults Requiring Outside  
Hospital ER Treatment**

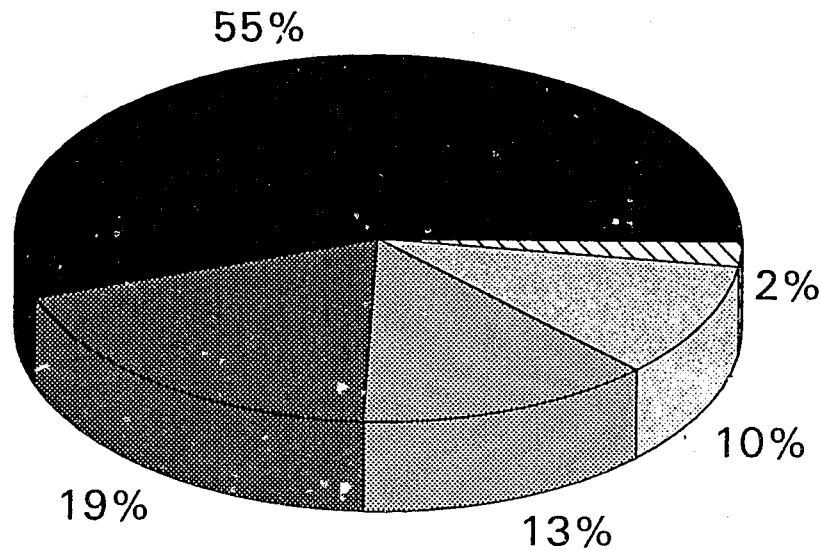
# Types of Prisoner Assaults in which prisoners went to an outside hospital ER (1992)



■ Weapon ■ Fist ■ Push

Actual number of assaults  
Report: A-408G

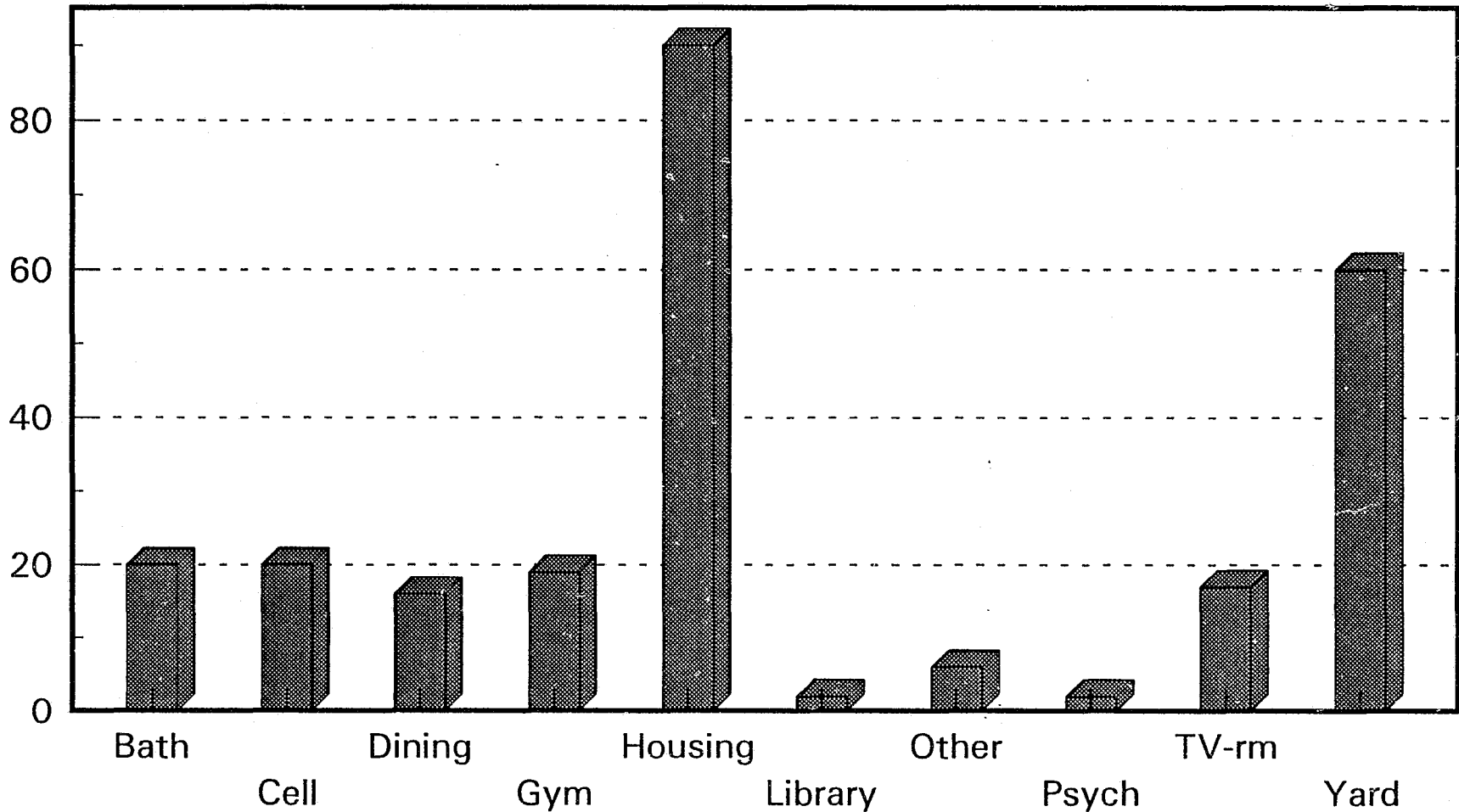
# Types of WEAPONS used in assaults in which prisoners went to an outside hospital ER (1992)



■ Knife   ■ Lock   ■ Club   ■ Other   ▨ Ink-pen

Actual number of assaults  
Report: A-409G

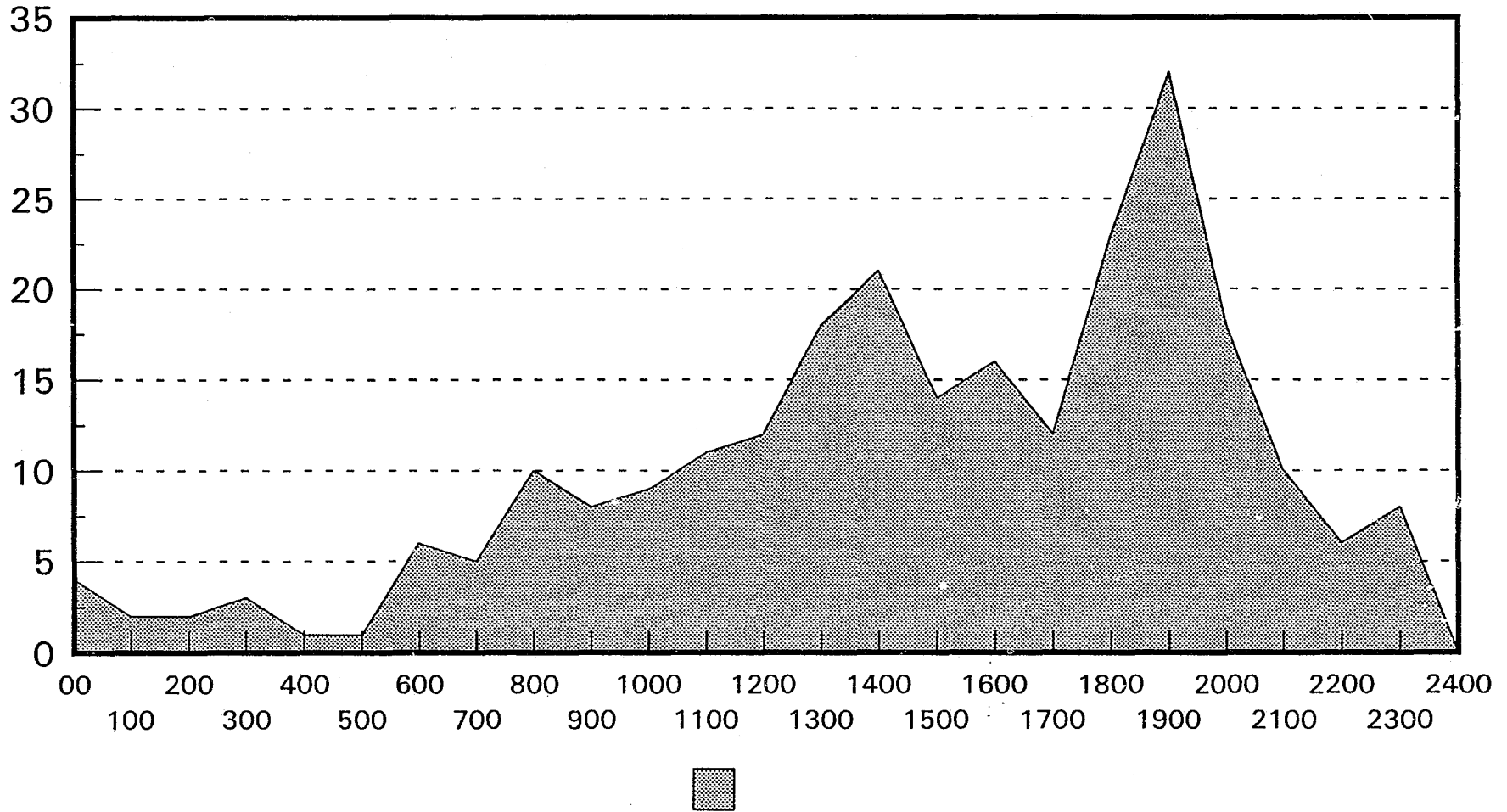
# Location of Prisoner assaults in which the prisoner had to go to an outside hospital ER (1992)



Actual number of assaults  
Report: A-310G

# Prisoner Assaults - by Time of Day

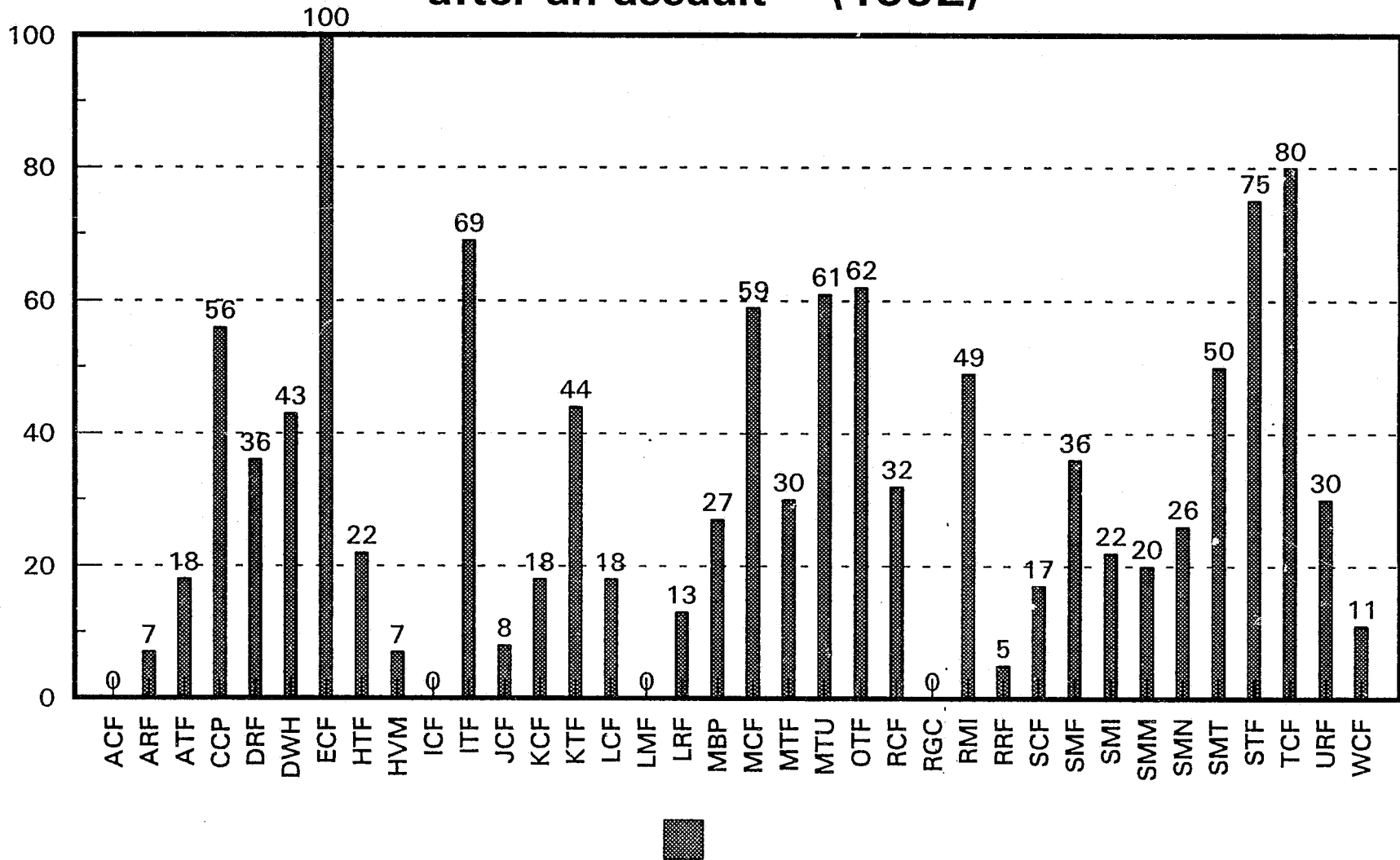
## Assaults in which the Prisoner went to a Hosp ER (1992)



Actual number of assaults  
Report: A-412G

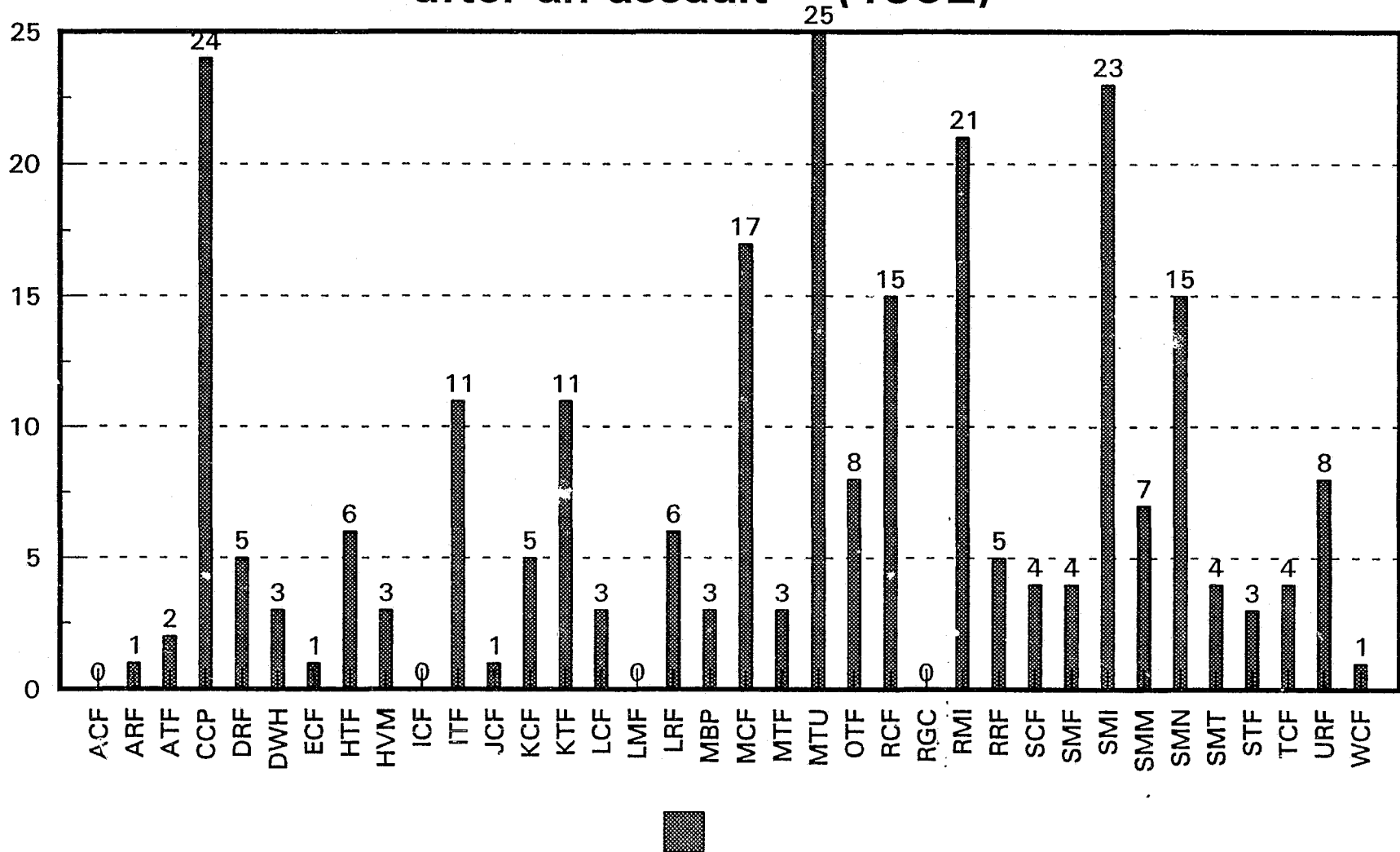


# % of Prisoners needing Outside Hospital ER after an assault (1992)



Actual number of assaults  
Report: A-405G

# # of prisoners needing Outside Hospital ER after an assault (1992)



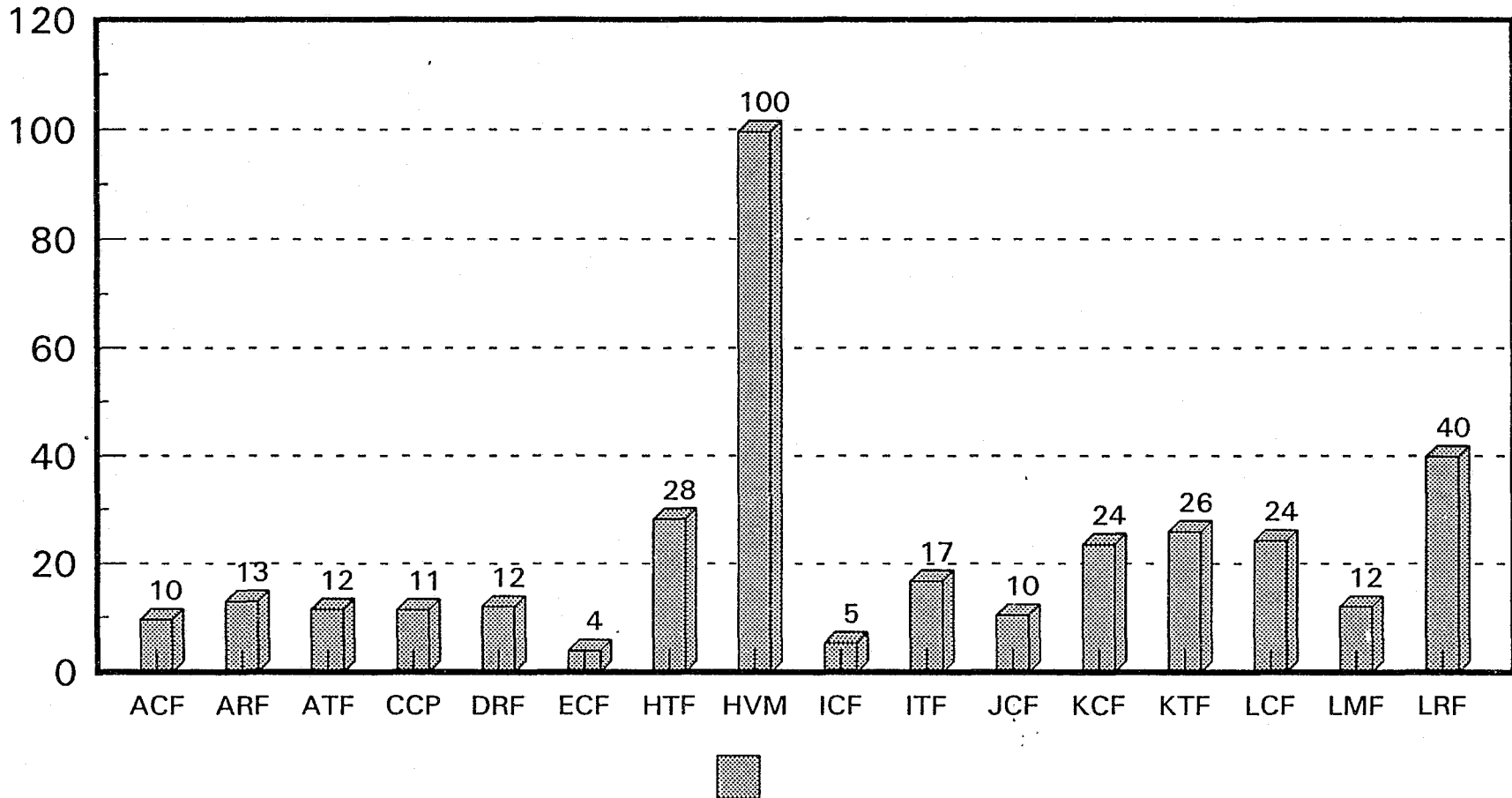
Actual number of assaults  
Report: A-411G

# **Part E: Institutional Breakdown**

# Prisoner Assaults - by Institution

Numbers adjusted for comparison (1992)

page 1 of 2



Average: 24.0

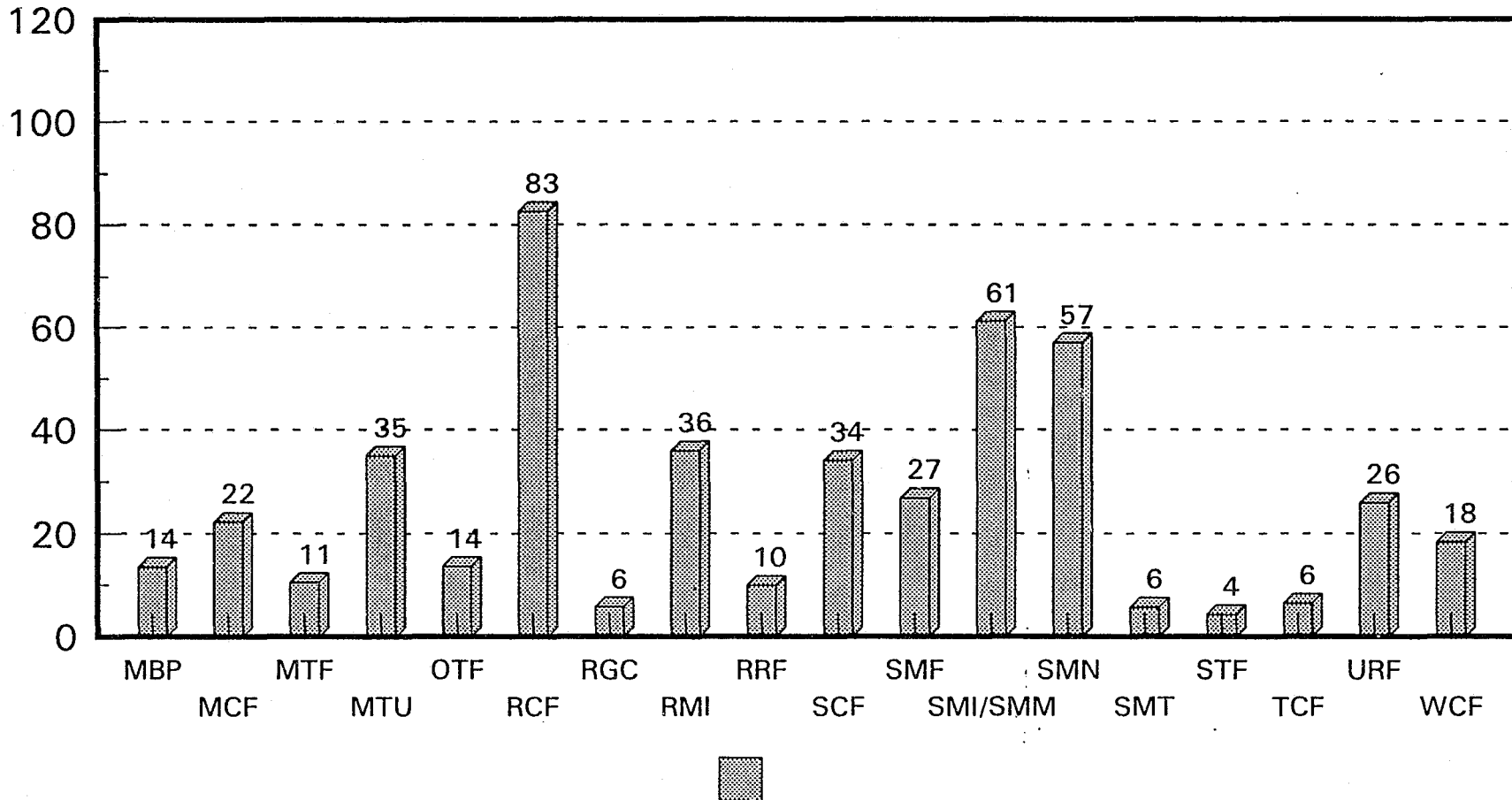
Adjusted: assaults per 1000 prisoners

Report: A-447G

# Prisoner Assaults - by Institution

Numbers adjusted for comparison (1992)

page 2 of 2



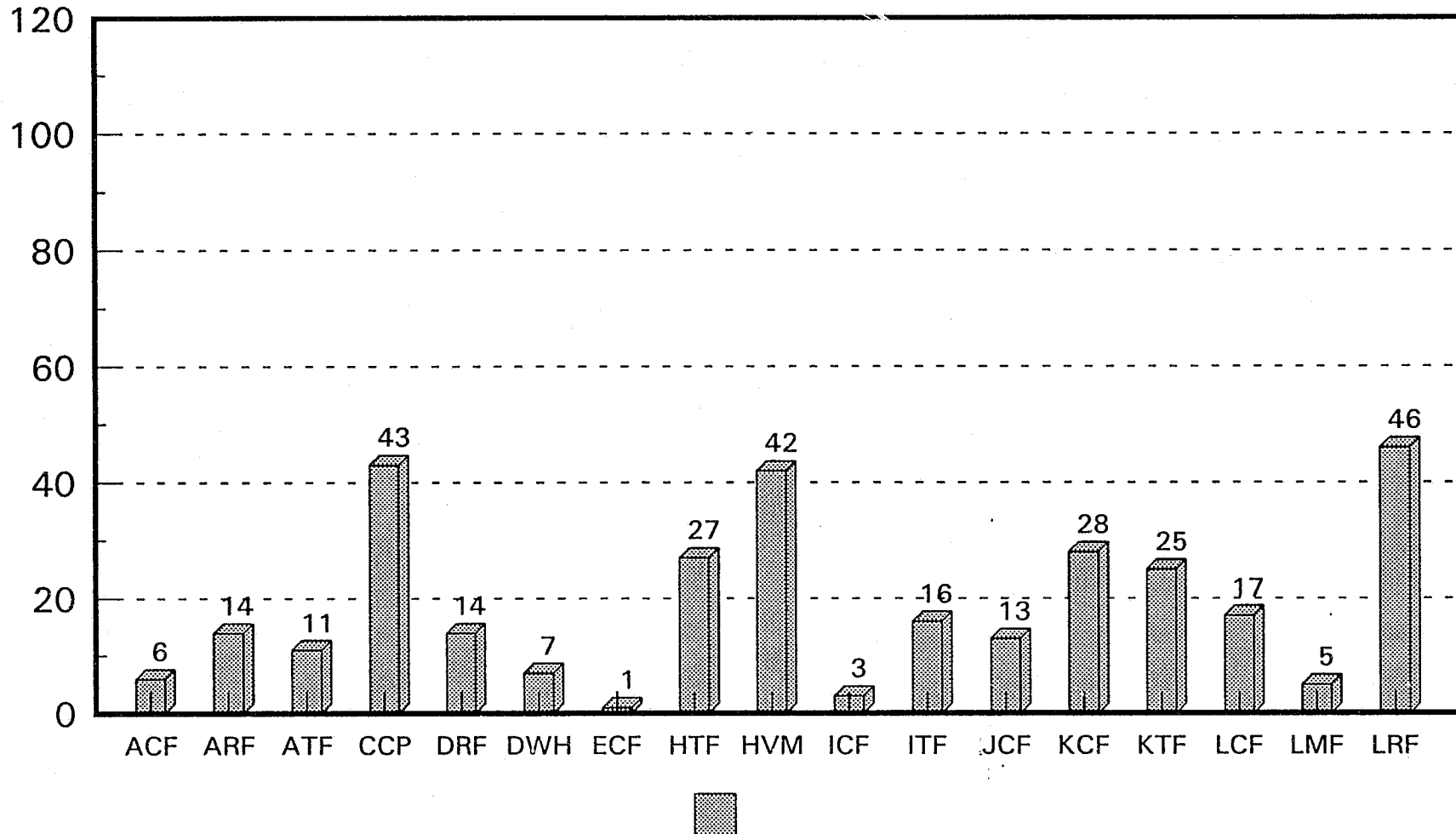
Average: 24.0

Adjusted: assaults per 1000 prisoners

Report: A-447G2

# Prisoner Assaults - by Institution

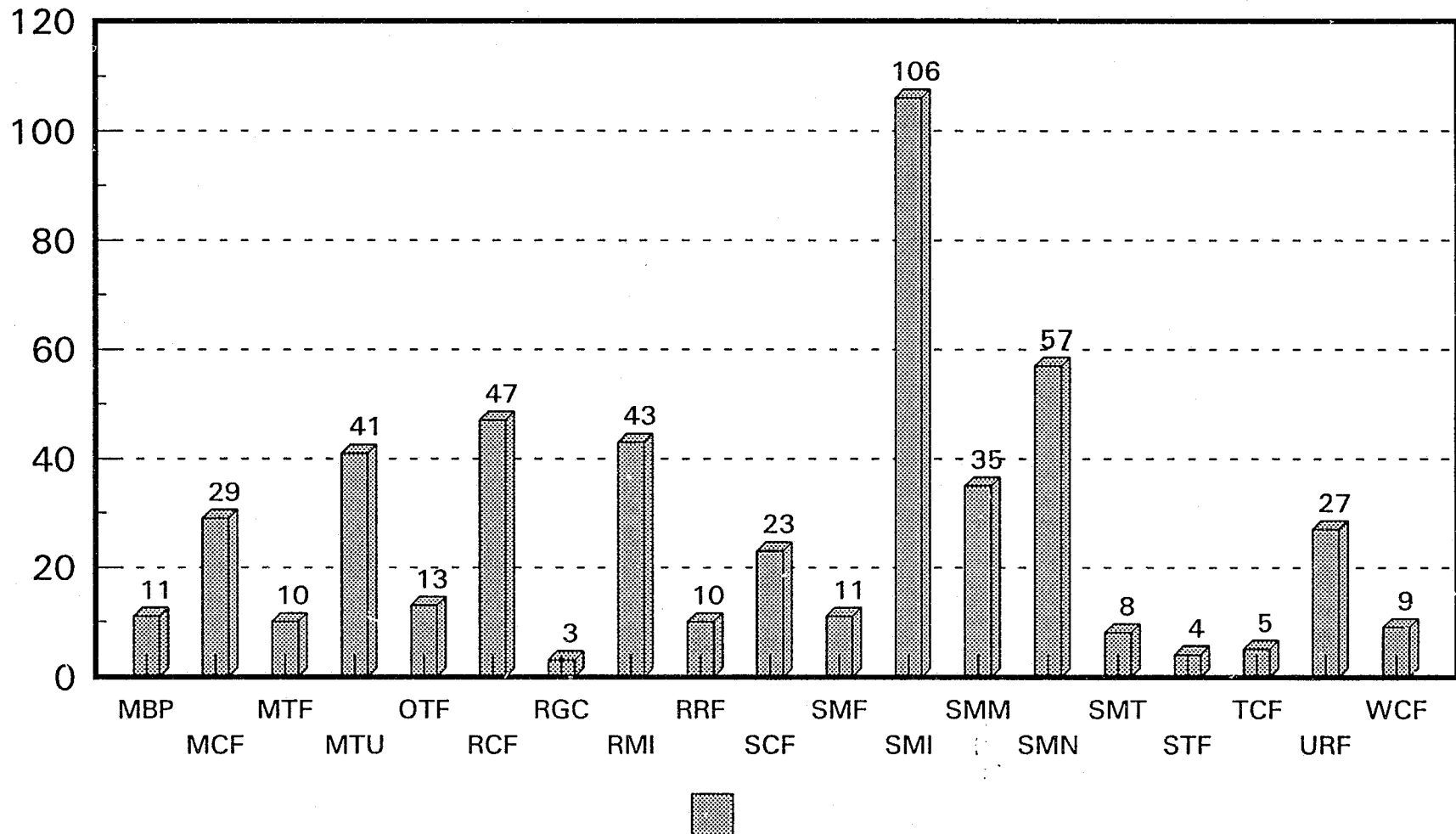
Actual numbers (1992) page 1 of 2



Actual number of assaults  
Report: A-446G

# Prisoner Assaults - by Institution

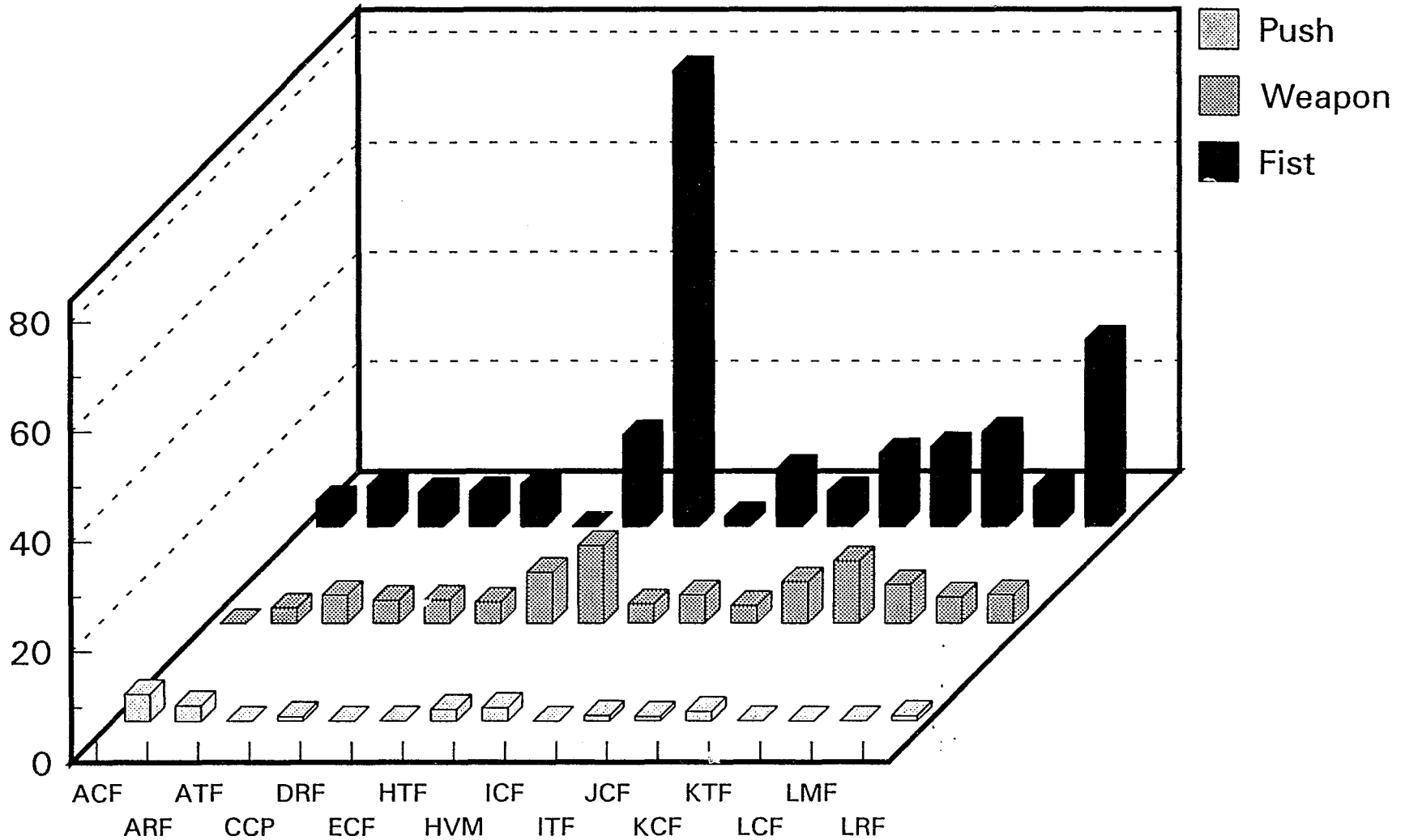
Actual numbers (1992) page 2 of 2



Actual number of assaults  
Report: A-446G2

# Prisoner Assaults - by Institution & TYPE

Numbers adjusted for comparison (1992) p 1 of 2



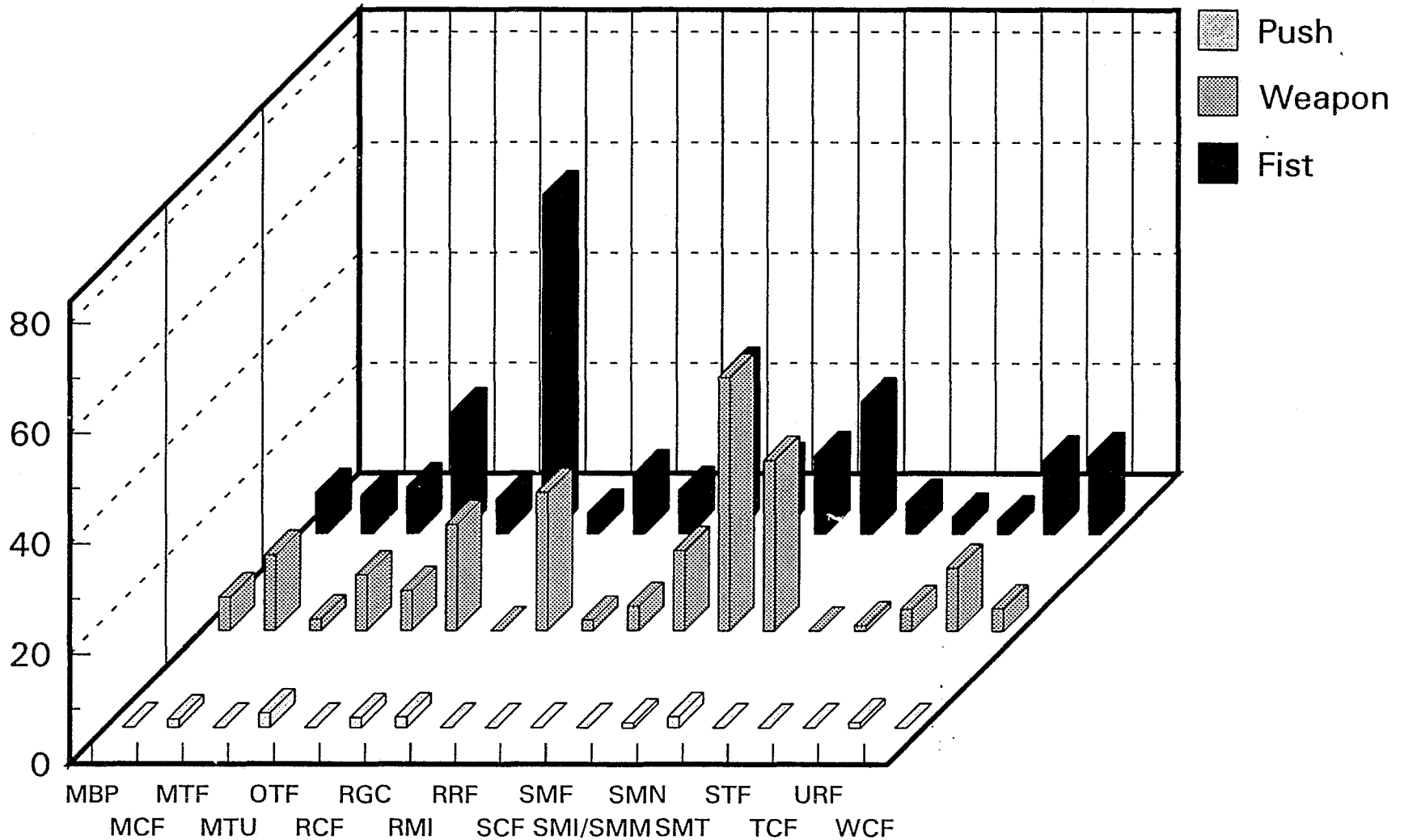
Adjusted: assaults per 1000 prisoners

Report: A-449G



# Prisoner Assaults - by Institution & TYPE

Numbers adjusted for comparison (1992) p 2 of 2



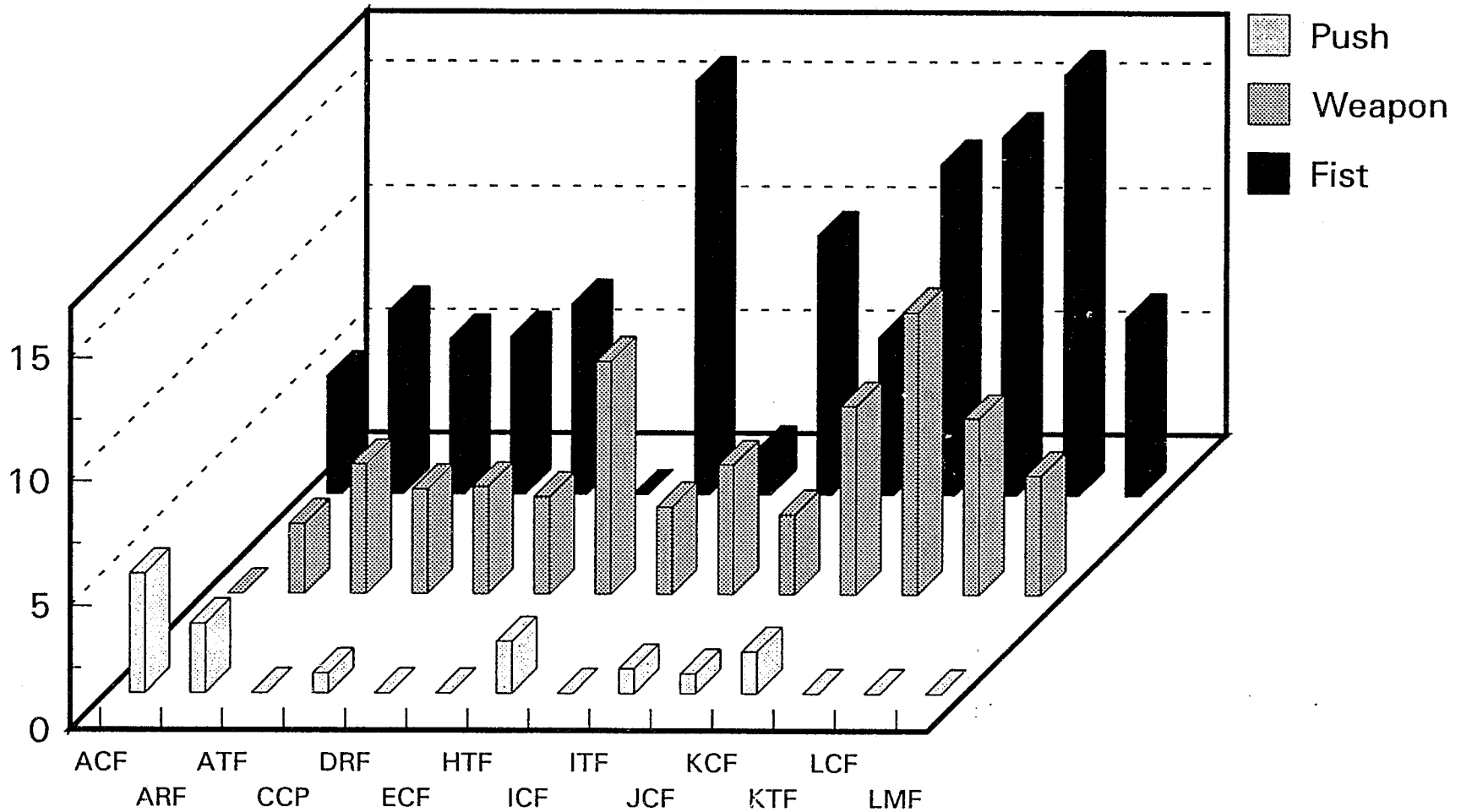
Adjusted: assaults per 1000 prisoners

Report: A-449G2

# Prisoner Assaults - by Institution & TYPE

Numbers adjusted for comparison (1992) p 1 of 2

Minus the top 8 institutions



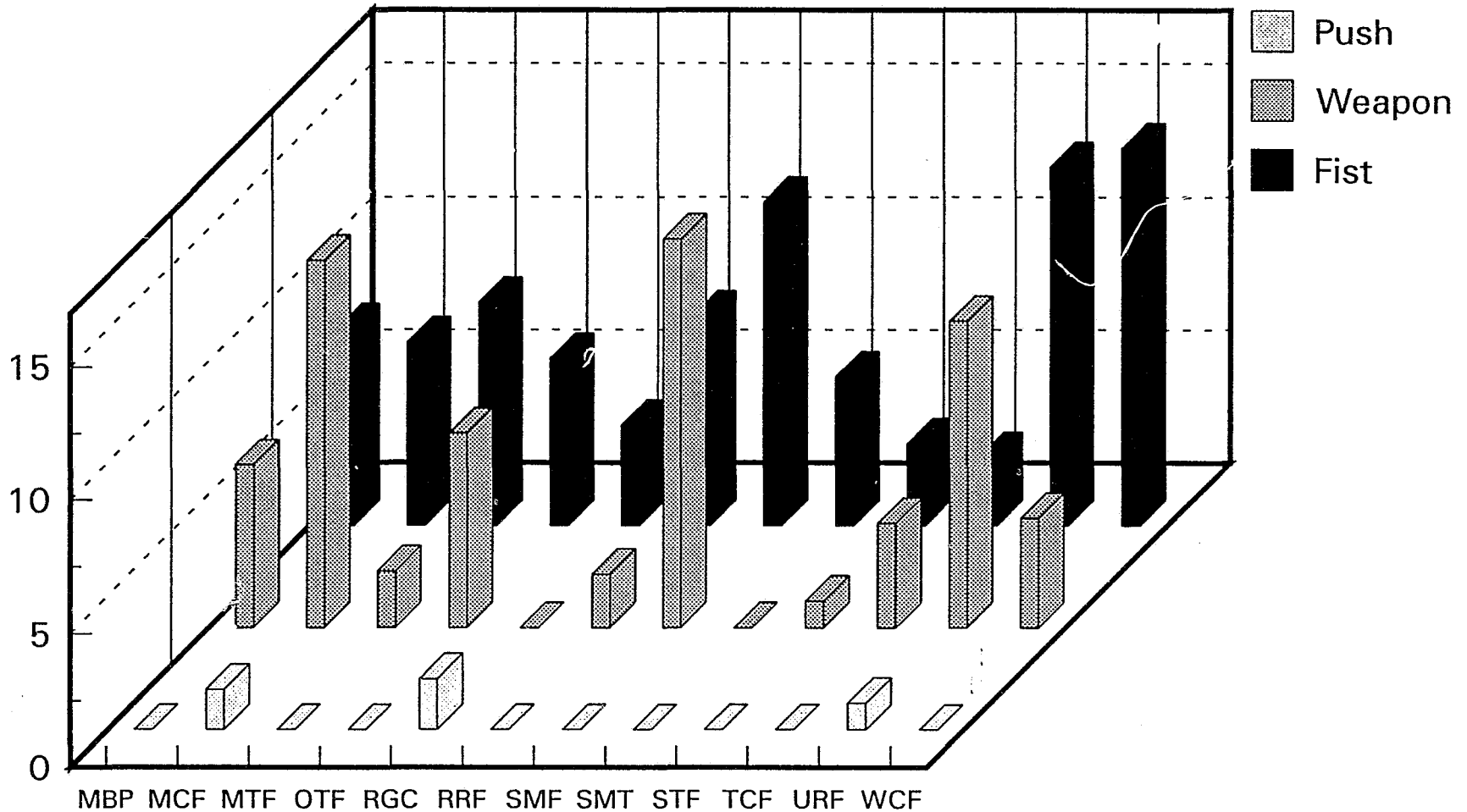
Adjusted: assaults per 1000 prisoners

Report: A-449Gx

# Prisoner Assaults - by Institution & TYPE

Numbers adjusted for comparison (1992) p 2 of 2

Minus the top 8 institutions

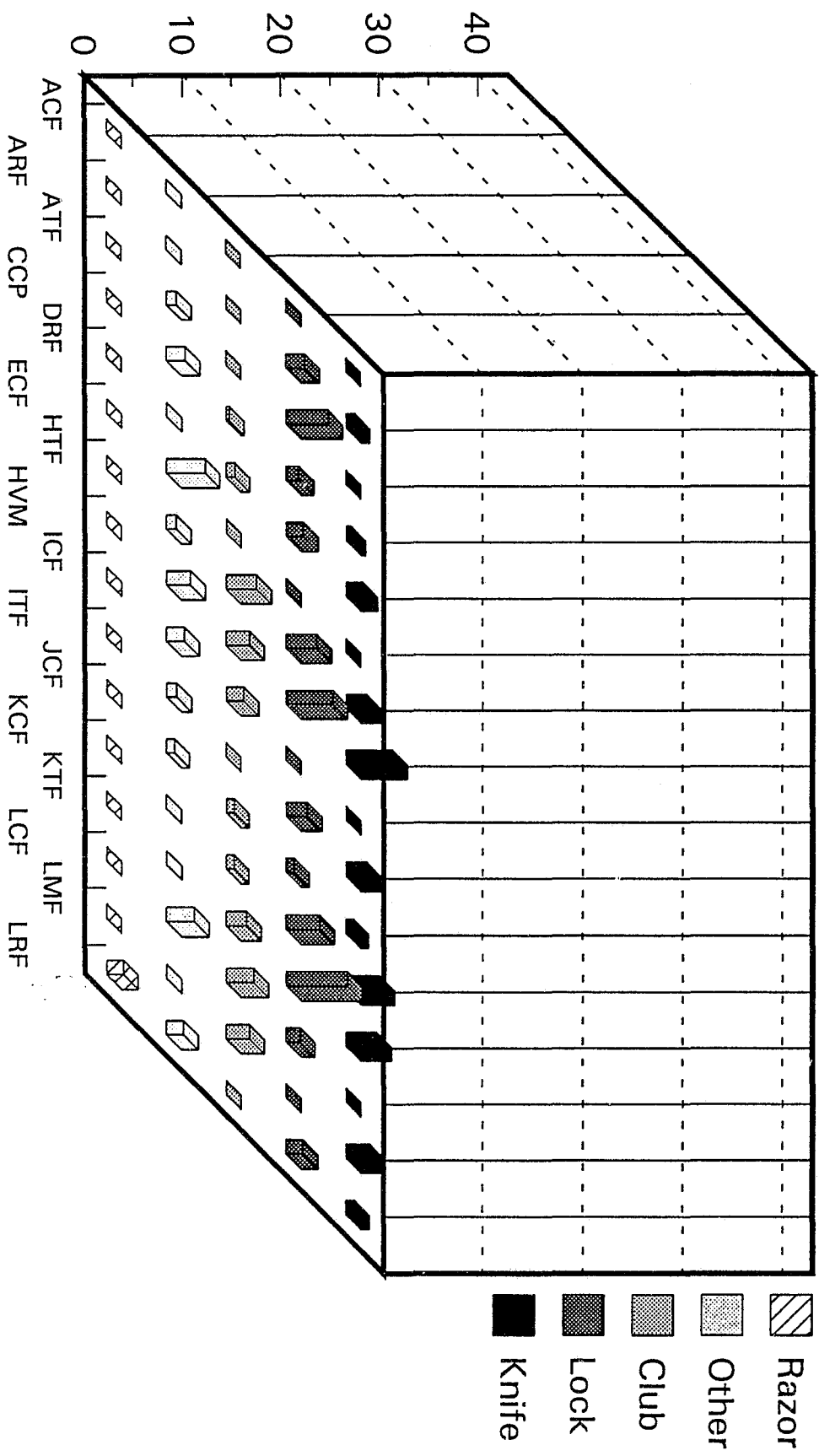


Adjusted: assaults per 1000 prisoners

Report: A-449G2x

# Prisoner Assaults - by Institution & WEAPON

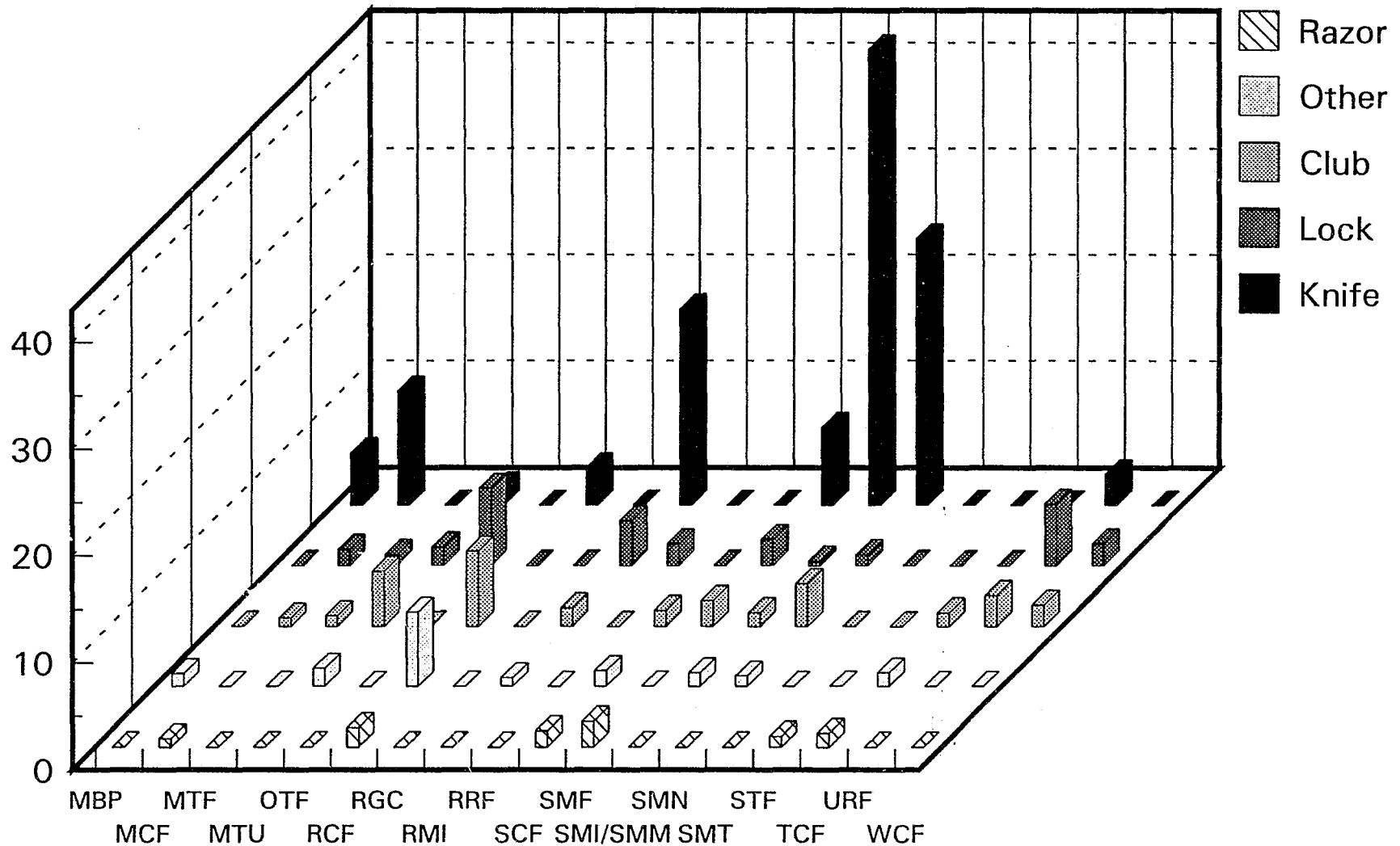
Numbers adjusted for comparison (1992) p 1 of 2



Adjusted: assaults per 1000 prisoners  
Report: A-450G

# Prisoner Assaults - by Institution & WEAPON

Numbers adjusted for comparison (1992) p 2 of 2



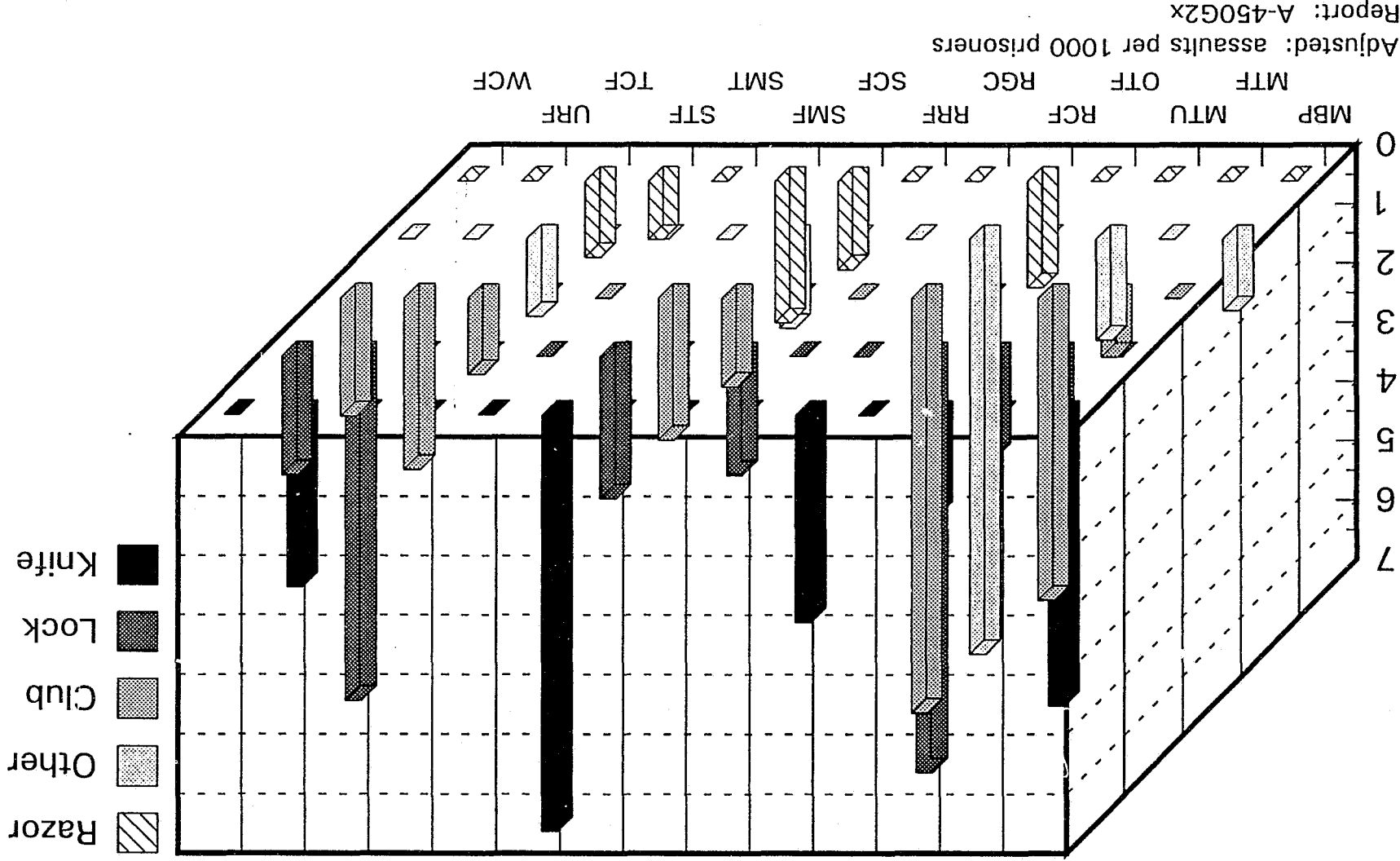
Adjusted: assaults per 1000 prisoners

Report: A-450G2

# Prisoner Assaults - by Institution & WEAPON

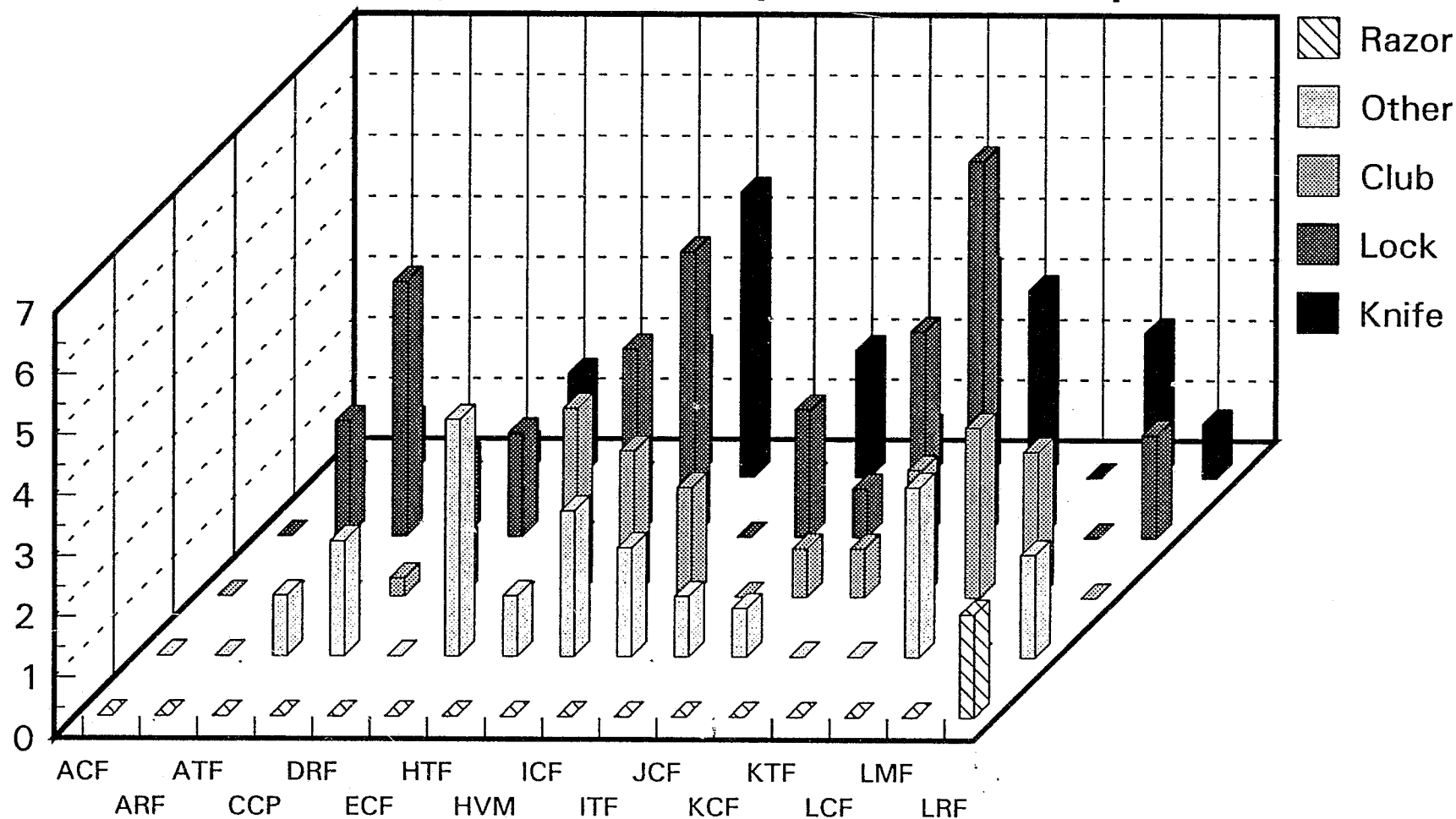
Numbers adjusted for comparison (1992) p 2 of 2

Minus the top 4 institutions



# Prisoner Assaults - by Institution & WEAPON

Numbers adjusted for comparison (1992) p 1 of 2



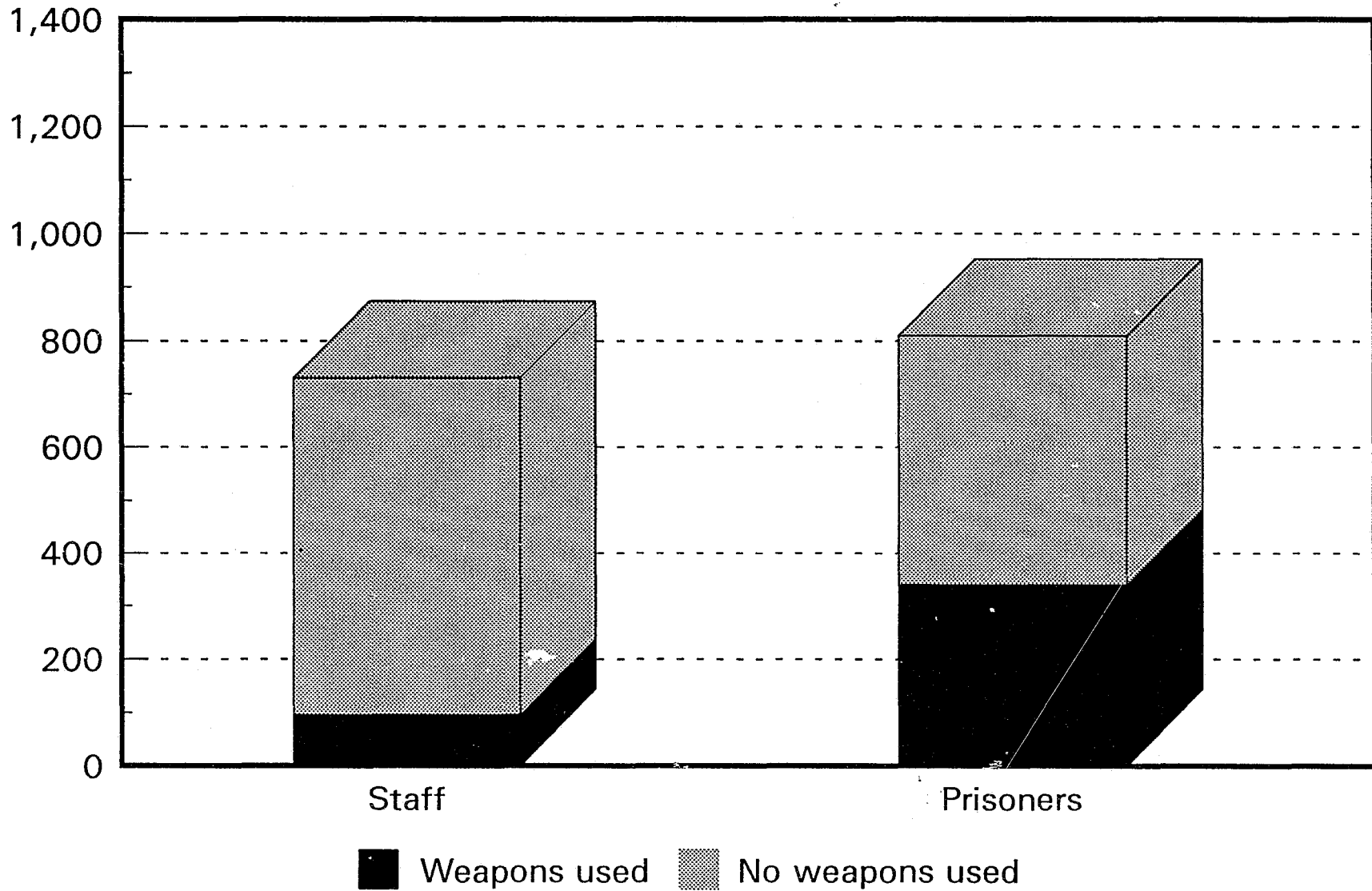
Adjusted: assaults per 1000 prisoners  
 Report: A-450G

# **Section IV**

**Comparing Staff & Prisoner  
Assaults**

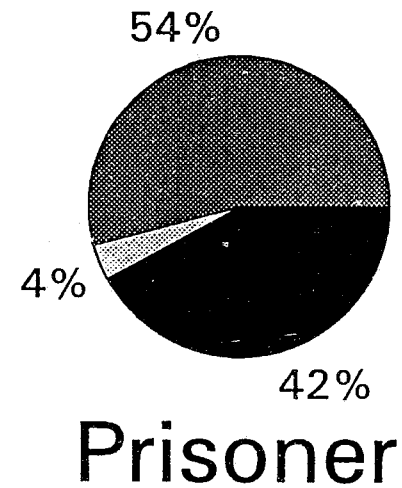
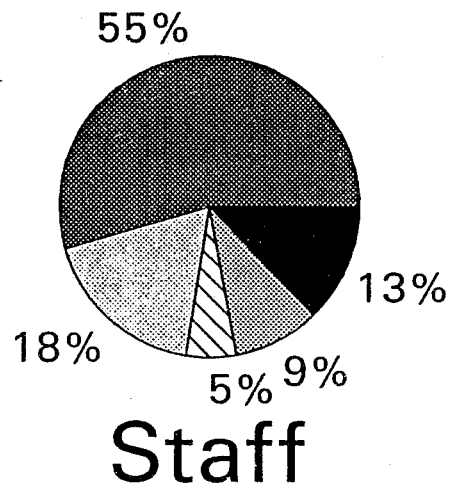


# Comparing Staff & Prisoner Assaults



Actual number of assaults  
Report: A-503G

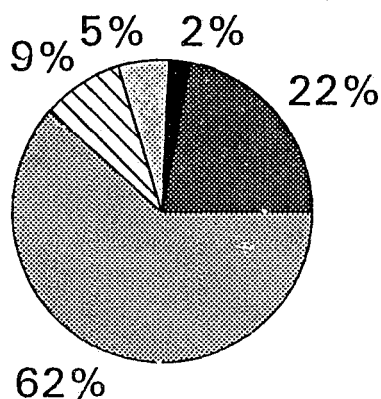
# TYPES of Assaults



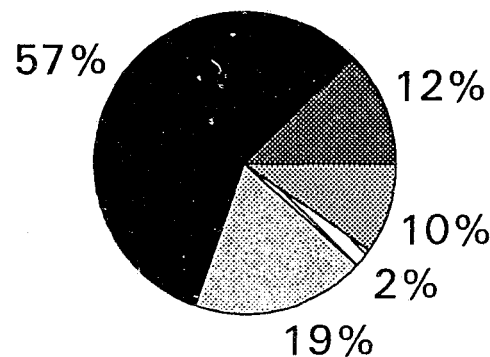
■ Fist   ■ Push   ■ Spit   ■ Urine   ■ Weapon

Actual number of assaults  
Report: A-501G

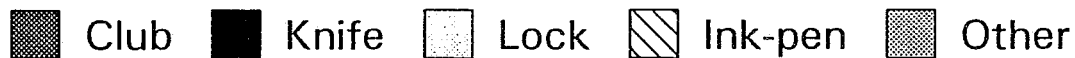
# TYPES of Weapons used in assaults



Staff



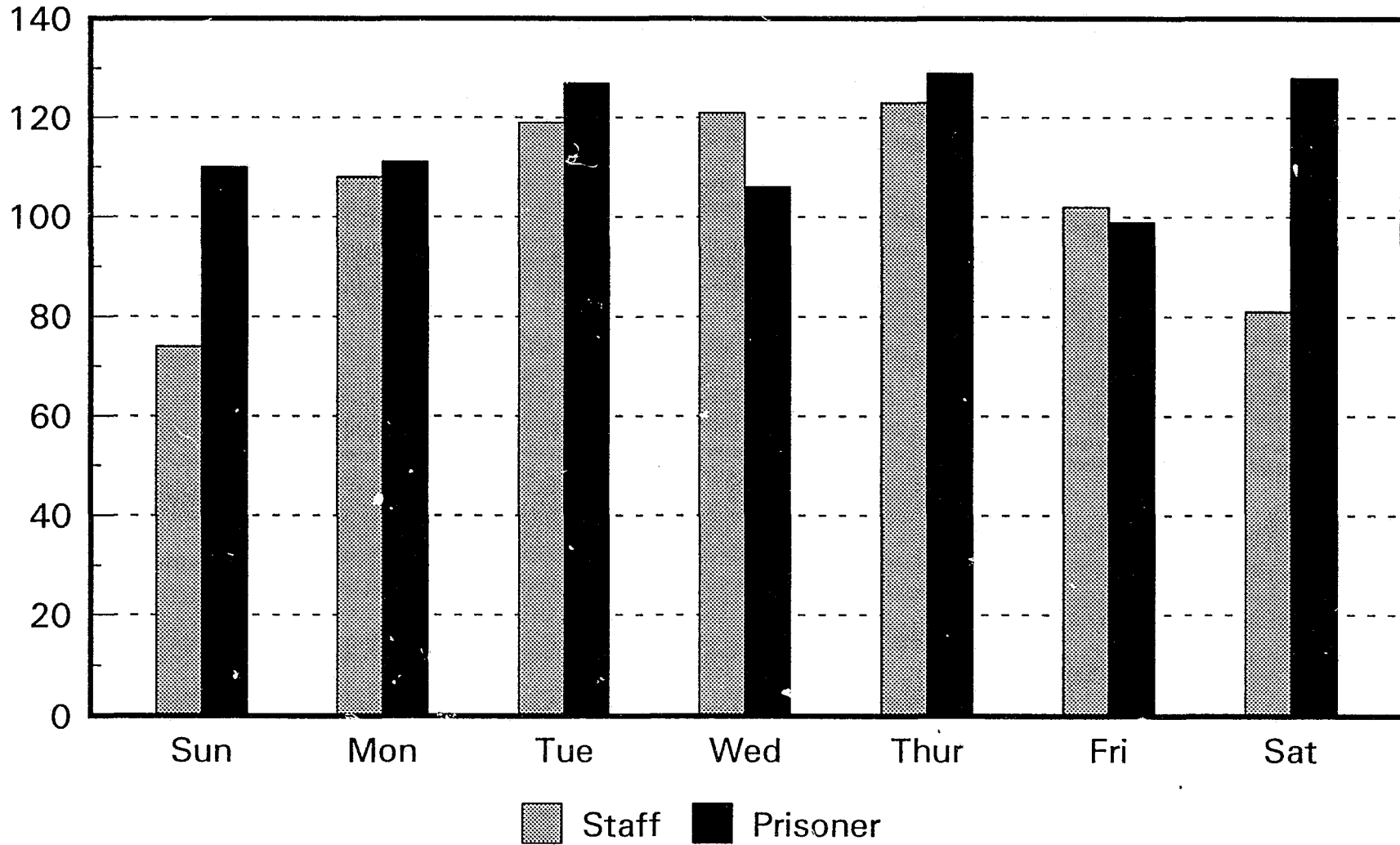
Prisoner



Actual number of assaults

Report: A-502G

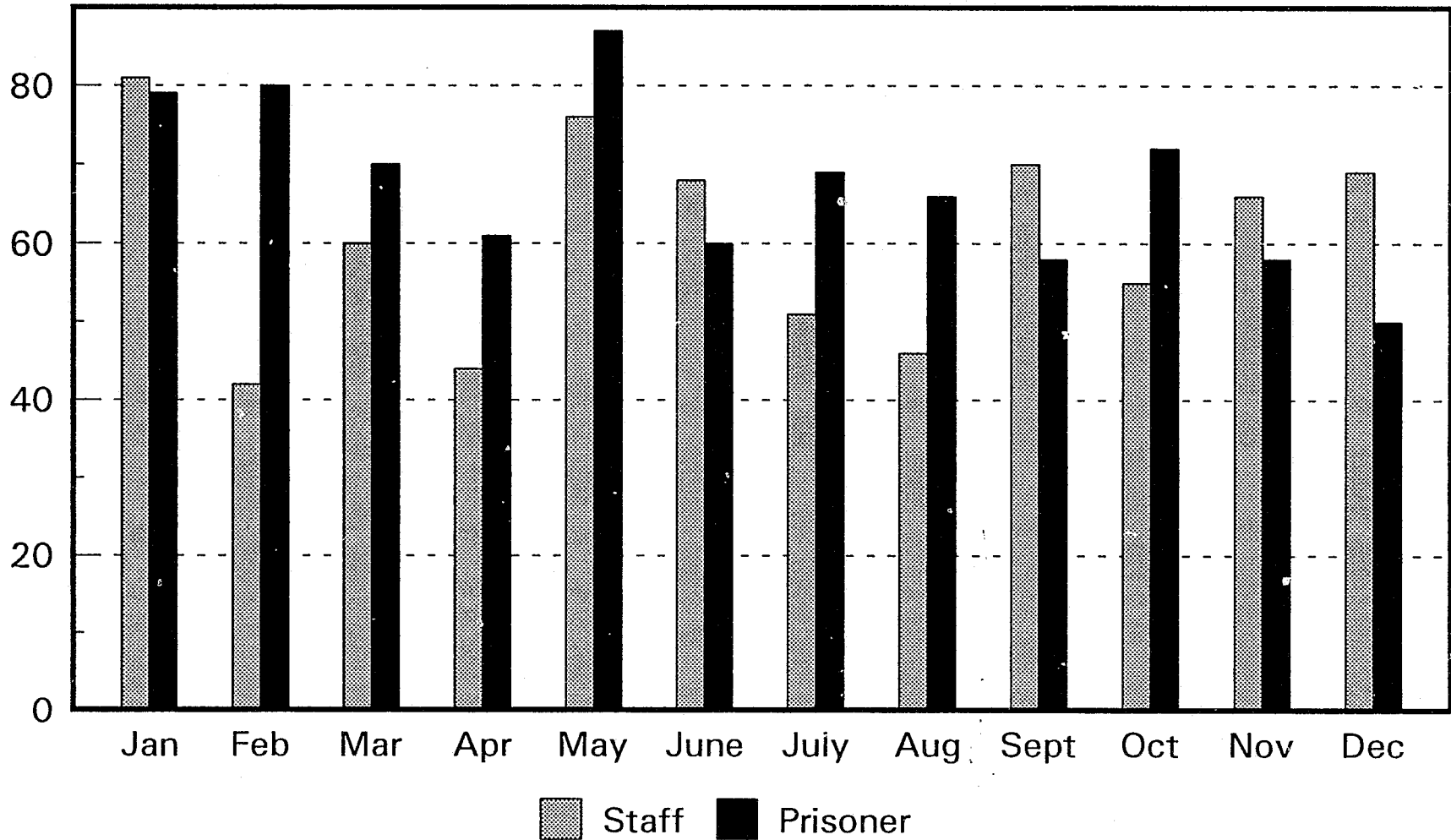
# Comparing Staff & Prisoner assaults (1992) by Days of the Week



Actual number of assaults  
Report: A-507G

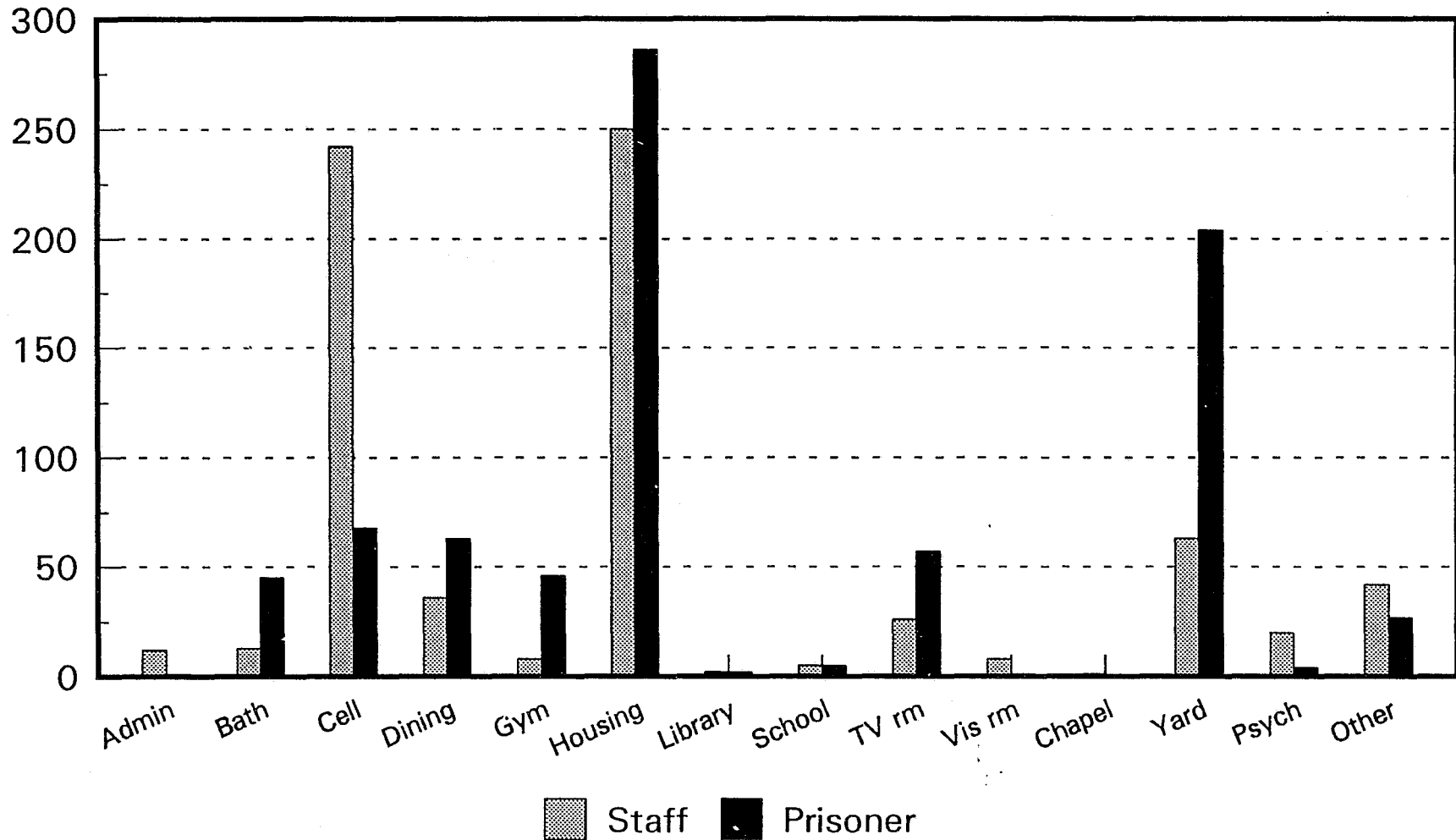
# Comparing Staff & Prisoner assaults (1992)

## by Month of the Year



Actual number of assaults  
Report: A-508G

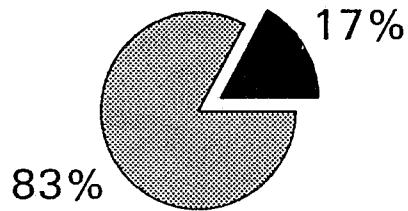
# Comparing Staff & Prisoner assaults (1992) by Location



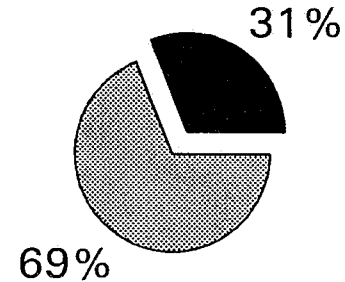
Actual number of assaults  
Report: A-345G

# Comparing Staff & Prisoner Assaults (1992)

Those needing to go to an Outside Hospital ER



Staff



Prisoner

■ Needing Hospital ER    ■ Not needing ER

Actual number of assaults  
Report: A-506G

# Comparing Staff & Prisoner Assaults

## by Time of Day (1992)



Actual number of assaults  
Report: A-504G



# Comparing Staff & Prisoner Assaults

by time of Day (1992)

Assaults in which the Prisoner went to a Hosp ER



Actual number of assaults  
Report: A-505G

# **Section V**

**Raw Data**

Assaults According to the DAY of the WEEK. (Actual numbers)  
 Report: A\_101P

	Type of Assaults					TOTAL	Types of Weapons					
	Fist	Push	Spit	Urine	Weapon		Club	Knife	Lock	Ink-pen	Razor	Other
Prisoner												
Friday	59	5	0	0	35	99	4	20	7	1	1	2
Monday	64	6	0	0	41	111	5	23	8	0	3	2
Saturday	69	5	0	1	53	128	7	36	7	0	1	2
Sunday	60	2	0	0	48	110	7	25	12	1	0	3
Thursday	56	7	0	0	66	129	7	38	12	0	2	7
Tuesday	68	4	0	0	55	127	7	30	8	5	0	5
Wednesday	62	2	0	0	42	106	5	23	9	0	1	4
TOTAL:	438	31	0	1	340	810	42	195	63	7	8	25
Staff												
Friday	53	20	6	14	9	102	2	0	0	0	1	6
Monday	54	25	4	7	18	108	2	1	1	2	0	11
Saturday	47	14	4	8	8	81	2	0	0	1	0	5
Sunday	41	14	2	10	7	74	2	0	0	0	0	5
Thursday	74	14	7	12	16	123	3	0	1	2	0	9
Tuesday	65	14	8	11	21	119	6	0	3	2	0	11
Wednesday	63	30	8	6	14	121	3	1	0	1	0	8
TOTAL:	397	131	39	68	93	728	20	2	5	8	1	55

Assaults According to the MONTH of the YEAR. (Actual numbers)s  
 Report: A\_103P

	Type of Assaults					TOTAL	Types of Weapons					
	Fist	Push	Spit	Urine	Weapon		Club	Knife	Lock	Ink-pen	Razor	Other
-----Prisoner-----												
April	38	1	0	0	22	61	5	8	8	0	1	0
August	33	3	0	0	30	66	3	20	3	1	1	2
December	20	1	0	0	29	50	1	22	2	1	1	1
February	44	3	0	0	33	80	1	23	6	1	0	2
January	52	3	0	0	24	79	3	13	6	0	0	2
July	38	2	0	0	29	69	4	17	3	1	1	4
June	30	1	0	0	29	60	3	19	5	2	0	0
March	39	4	0	1	26	70	3	11	7	0	2	3
May	51	3	0	0	33	87	6	15	9	0	0	3
November	35	1	0	0	22	58	3	11	5	0	2	1
October	31	7	0	0	34	72	4	23	5	0	0	2
Septembe	27	2	0	0	29	58	6	13	4	1	0	5
TOTAL:	438	31	0	1	340	810	42	195	63	7	8	25
-----Staff-----												
April	30	8	1	2	3	44	1	0	0	0	0	2
August	24	4	2	4	12	46	4	0	0	1	1	7
December	41	9	3	10	6	69	0	1	0	1	0	3
February	22	9	1	1	9	42	1	0	0	0	0	8
January	45	12	6	6	12	81	3	0	1	0	0	8
July	23	15	3	3	7	51	3	0	1	1	0	2
June	35	7	6	14	6	68	1	0	0	1	0	4
March	35	12	5	3	5	60	0	0	0	2	0	2
May	44	13	2	8	9	76	1	0	2	1	0	5
November	36	11	3	7	9	66	2	1	0	1	0	4
October	29	11	3	5	7	55	0	0	0	0	0	7
Septembe	33	20	4	5	8	70	4	0	1	0	0	3
TOTAL:	397	131	39	68	93	728	20	2	5	8	1	55

Assaults According to the LOCATION. (Actual numbers)  
 Report: A\_104P

	Type of Assaults					TOTAL	Types of Weapons					
	Fist	Push	Spit	Urine	Weapon		Club	Knife	Lock	Ink-pen	Razor	Other
-----												
Prisoner												
A	1	0	0	0	0	1	0	0	0	0	0	0
B	24	5	0	1	15	45	2	2	7	0	3	1
C	38	12	0	0	18	68	2	4	7	1	2	3
D	36	1	0	0	26	63	3	13	3	2	1	4
G	30	1	0	0	15	46	4	7	2	0	0	2
H	150	9	0	0	127	286	13	81	25	2	1	5
K	1	0	0	0	0	1	0	0	0	0	0	0
L	1	0	0	0	1	2	0	1	0	0	0	0
O	17	1	0	0	9	27	6	1	0	1	0	1
P	4	0	0	0	0	4	0	0	0	0	0	0
S	4	0	0	0	1	5	0	1	0	0	0	0
T	41	1	0	0	15	57	4	2	4	0	0	4
V	1	0	0	0	0	1	0	0	0	0	0	0
Y	90	1	0	0	113	204	8	83	15	1	1	5
TOTAL:	438	31	0	1	340	810	42	195	63	7	8	25

	Type of Assaults					TOTAL	Types of Weapons					
	Fist	Push	Spit	Urine	Weapon		Club	Knife	Lock	Ink-pen	Razor	Other
-----												
Staff												
A	5	4	1	1	1	12	0	0	0	0	0	1
B	9	3	0	0	1	13	0	0	0	0	0	1
C	104	31	16	56	35	242	5	1	0	7	0	20
D	20	9	0	1	6	36	1	0	0	0	0	5
G	5	2	0	0	1	8	0	0	0	0	0	1
H	145	53	14	5	33	250	9	0	5	1	1	18
L	2	0	0	0	0	2	0	0	0	0	0	0
O	25	7	3	1	6	42	1	0	0	0	0	5
P	12	5	0	1	2	20	0	0	0	0	0	1
R	1	0	0	0	0	1	0	0	0	0	0	0
S	3	0	0	0	2	5	1	0	0	0	0	1
T	16	4	1	2	3	26	2	0	0	0	0	1
V	5	2	0	0	1	8	1	0	0	0	0	0
Y	45	11	4	1	2	63	0	1	0	0	0	1
TOTAL:	397	131	39	68	93	728	20	2	5	8	1	55

+ time of day

Assaults According to the ~~LOG~~ (Actual numbers) Report: A\_108P

Type of Assaults

Types of Weapons

	Type of Assaults					TOTAL	Types of Weapons					
	Fist	Push	Spit	Urine	Weapon		Club	Knife	Lock	Ink-pen	Razor	Other
<b>Prisoner</b>												
0 hrs	6	0	0	0	1	7	0	0	1	0	0	0
100 hrs	1	1	0	0	1	3	1	0	0	0	0	0
200 hrs	3	0	0	0	1	4	0	0	0	0	2	0
300 hrs	1	2	0	0	0	3	0	0	0	0	0	0
400 hrs	2	0	0	0	2	4	0	2	0	0	0	0
500 hrs	1	0	0	0	1	2	0	0	1	0	0	0
600 hrs	5	0	0	0	7	12	2	1	1	1	0	2
700 hrs	23	1	0	0	16	40	3	9	4	0	0	0
800 hrs	15	4	0	0	21	40	0	16	3	1	0	1
900 hrs	16	3	0	0	14	33	2	10	2	0	0	0
1000 hrs	21	0	0	0	18	39	2	14	1	0	0	1
1100 hrs	17	0	0	0	28	45	1	19	4	2	1	1
1200 hrs	33	1	0	0	16	50	1	7	6	0	0	2
1300 hrs	32	4	0	0	26	62	3	16	5	0	0	2
1400 hrs	29	0	0	0	31	60	6	18	3	0	1	2
1500 hrs	21	1	0	0	25	47	6	13	1	0	2	3
1600 hrs	26	3	0	0	21	50	2	9	8	0	1	1
1700 hrs	35	1	0	0	15	51	3	9	2	1	0	0
1800 hrs	33	0	0	1	22	56	1	13	6	0	0	2
1900 hrs	47	2	0	0	22	71	4	10	4	1	0	3
2000 hrs	26	0	0	0	26	52	2	19	3	1	0	1
2100 hrs	17	2	0	0	13	32	1	7	3	0	0	2
2200 hrs	17	1	0	0	9	27	0	3	4	0	1	1
2300 hrs	11	5	0	0	4	20	2	0	1	0	0	1
<b>TOTAL:</b>	<b>438</b>	<b>31</b>	<b>0</b>	<b>1</b>	<b>340</b>	<b>810</b>	<b>42</b>	<b>195</b>	<b>63</b>	<b>7</b>	<b>8</b>	<b>25</b>
<b>Staff</b>												
0 hrs	1	1	0	1	5	8	0	0	0	1	0	4
100 hrs	3	1	0	1	0	5	0	0	0	0	0	0
200 hrs	0	1	0	0	1	2	0	0	1	0	0	0
300 hrs	1	0	0	0	1	2	0	0	0	0	0	1
400 hrs	1	3	0	0	0	4	0	0	0	0	0	0
500 hrs	1	0	0	0	0	1	0	0	0	0	0	0
600 hrs	3	2	0	1	2	8	0	0	0	0	0	2
700 hrs	18	3	2	7	10	40	2	0	0	1	0	6
800 hrs	33	3	4	7	9	56	1	0	3	3	1	0
900 hrs	28	6	7	5	7	53	2	0	0	1	0	5
1000 hrs	20	7	1	2	3	33	1	0	1	0	0	1
1100 hrs	16	10	0	3	5	34	2	0	0	1	0	2
1200 hrs	21	14	3	6	5	49	3	0	0	0	0	2
1300 hrs	29	7	1	4	2	43	0	0	0	1	0	1
1400 hrs	24	9	3	1	5	42	0	0	0	0	0	4
1500 hrs	47	13	3	0	10	73	6	0	0	0	0	4
1600 hrs	28	4	3	3	7	45	1	0	0	0	0	6
1700 hrs	45	11	3	11	4	74	1	0	0	0	0	3
1800 hrs	19	1	2	5	3	30	0	0	0	0	0	3
1900 hrs	21	16	4	1	7	49	1	1	0	0	0	5
2000 hrs	14	8	2	2	1	27	0	0	0	0	0	1
2100 hrs	15	4	0	4	3	26	0	1	0	0	0	2
2200 hrs	4	5	1	1	1	12	0	0	0	0	0	1
2300 hrs	5	2	0	3	1	11	0	0	0	0	0	1
2400 hrs	0	0	0	0	1	1	0	0	0	0	0	1
<b>TOTAL:</b>	<b>397</b>	<b>131</b>	<b>39</b>	<b>68</b>	<b>93</b>	<b>728</b>	<b>20</b>	<b>2</b>	<b>5</b>	<b>8</b>	<b>1</b>	<b>55</b>

Assaults According to: Location AND If the victim had to go to an outside hospital ER. (Actual numbers)  
 Report: A\_106P

Type of Assaults

	Fist	Push	Spit	Urine	Weapon	TOTAL
-----						
Prisoner						
B	10	5	0	1	4	20
C	7	3	0	0	19	20
D	6	0	0	0	10	16
G	8	0	0	0	11	19
H	37	3	0	0	50	90
L	1	0	0	0	1	2
O	3	0	0	0	3	6
P	2	0	0	0	0	2
T	11	0	0	0	6	17
Y	18	0	0	0	42	60
TOTAL:	103	11	0	1	137	252

Types of Weapons

	Club	Knife	Lock	Ink-pen	Razor	Other
-----						
B	0	2	1	0	1	0
C	0	1	5	1	1	2
D	1	5	2	0	1	1
G	4	4	2	0	0	1
H	4	32	10	1	1	2
L	0	1	0	0	0	0
O	2	0	0	1	0	0
P	0	0	0	0	0	0
T	2	1	1	0	0	2
Y	5	30	5	0	0	2
TOTAL:	18	76	26	3	4	10

Staff

-----						
A	1	0	0	0	0	1
B	2	0	0	0	0	2
C	11	1	0	6	8	26
D	9	1	0	0	2	12
G	3	0	0	0	1	4
H	39	1	0	0	11	51
O	4	0	0	0	2	6
P	1	0	0	0	0	1
R	1	0	0	0	0	1
T	5	0	0	0	1	6
V	0	1	0	0	1	2
Y	11	1	0	0	1	13
TOTAL:	87	5	0	6	27	125

-----						
B	0	0	0	0	0	0
C	0	0	0	0	0	0
D	1	1	0	3	0	3
G	1	0	0	0	0	1
H	0	0	0	0	0	1
O	4	0	2	0	0	5
P	1	0	0	0	0	1
R	0	0	0	0	0	0
T	0	0	0	0	0	0
V	1	0	0	0	0	0
Y	1	0	0	0	0	0
TOTAL:	9	2	2	3	0	11

time of day

Assaults According to: ~~Location~~ AND If the victim had to go to an outside hospital ER. (Actual numbers) Report: A\_107P

Type of Assaults

Types of Weapons

	Type of Assaults					TOTAL	Types of Weapons					
	Fist	Push	Spit	Urine	Weapon		Club	Knife	Lock	Ink-pen	Razor	Other
<b>Prisoner</b>												
0 hrs	3	0	0	0	1	4	0	0	1	0	0	0
100 hrs	0	1	0	0	1	2	1	0	0	0	0	0
200 hrs	1	0	0	0	1	2	0	0	0	0	1	0
300 hrs	1	2	0	0	0	3	0	0	0	0	0	0
400 hrs	0	0	0	0	1	1	0	1	0	0	0	0
500 hrs	0	0	0	0	1	1	0	0	1	0	0	0
600 hrs	3	0	0	0	3	6	0	1	1	0	0	1
700 hrs	0	1	0	0	4	5	1	2	1	0	0	0
800 hrs	1	1	0	0	8	10	0	7	0	1	0	0
900 hrs	2	0	0	0	6	8	1	4	1	0	0	0
1000 hrs	3	0	0	0	6	9	0	4	1	0	0	1
1100 hrs	1	0	0	0	10	11	0	6	1	1	1	1
1200 hrs	7	0	0	0	5	12	0	3	2	0	0	0
1300 hrs	8	1	0	0	9	18	0	6	2	0	0	1
1400 hrs	6	0	0	0	15	21	2	10	2	0	0	1
1500 hrs	5	0	0	0	9	14	3	5	0	0	0	1
1600 hrs	6	1	0	0	9	16	0	4	4	0	1	0
1700 hrs	6	0	0	0	6	12	2	4	0	0	0	0
1800 hrs	13	0	0	1	9	23	1	4	3	0	0	1
1900 hrs	16	1	0	0	15	32	4	6	3	0	0	2
2000 hrs	9	0	0	0	9	18	2	5	0	1	0	1
2100 hrs	5	0	0	0	5	10	1	3	1	0	0	0
2200 hrs	3	0	0	0	3	6	0	1	1	0	1	0
2300 hrs	4	3	0	0	1	8	0	0	1	0	0	0
<b>TOTAL:</b>	<b>103</b>	<b>11</b>	<b>0</b>	<b>1</b>	<b>137</b>	<b>252</b>	<b>18</b>	<b>76</b>	<b>26</b>	<b>3</b>	<b>4</b>	<b>10</b>
<b>Staff</b>												
0 hrs	0	0	0	0	3	3	0	0	0	0	0	3
200 hrs	0	0	0	0	1	1	0	0	1	0	0	0
400 hrs	1	0	0	0	0	1	0	0	0	0	0	0
500 hrs	1	0	0	0	0	1	0	0	0	0	0	0
600 hrs	0	0	0	0	1	1	0	0	0	0	0	1
700 hrs	6	0	0	0	3	9	1	0	0	1	0	1
800 hrs	9	0	0	1	2	12	0	0	0	2	0	0
900 hrs	9	1	0	1	3	14	1	0	0	0	0	2
1000 hrs	4	0	0	0	2	6	1	0	1	0	0	0
1100 hrs	4	1	0	1	1	7	1	0	0	0	0	0
1200 hrs	2	0	0	0	2	4	2	0	0	0	0	0
1300 hrs	6	1	0	1	0	8	0	0	0	0	0	0
1400 hrs	9	0	0	0	1	10	0	0	0	0	0	1
1500 hrs	11	0	0	0	5	16	3	0	0	0	0	2
1600 hrs	3	0	0	0	1	4	0	0	0	0	0	1
1700 hrs	8	0	0	0	0	8	0	0	0	0	0	0
1800 hrs	7	1	0	0	0	8	0	0	0	0	0	0
1900 hrs	2	1	0	0	1	4	0	1	0	0	0	0
2100 hrs	4	0	0	2	1	7	0	1	0	0	0	0
2200 hrs	1	0	0	0	0	1	0	0	0	0	0	0
<b>TOTAL:</b>	<b>87</b>	<b>5</b>	<b>0</b>	<b>6</b>	<b>27</b>	<b>125</b>	<b>9</b>	<b>2</b>	<b>2</b>	<b>3</b>	<b>0</b>	<b>11</b>



Assaults According to the INSTITUTION. (Actual numbers)  
 Report: A\_108P (Staff)

	Type of Assaults					TOTAL	Outside ER	Types of Weapons				
	Fist	Push	Spit	Urine	Weapon			Club	Knife	Lock	Ink-pen	Razor
-----												
Staff												
ACF	1	1	0	0	1	3	1	0	0	0	0	1
ARF	6	3	1	1	1	12	1	0	0	1	0	0
ATF	2	4	0	0	2	8	4	0	0	0	0	2
CCP	8	16	0	1	2	27	2	0	0	0	0	2
DRF	4	4	0	1	1	10	1	1	0	0	0	0
DWH	3	1	1	0	0	5	1	0	0	0	0	0
ECF	6	3	4	2	0	15	1	0	0	0	0	0
HTF	2	2	0	1	2	7	1	0	0	1	0	1
HVM	38	13	2	2	12	67	5	1	1	2	0	7
ICF	46	4	6	1	8	65	8	2	0	0	2	3
ITF	1	1	0	0	0	2	0	0	0	0	0	0
JCF	11	1	0	1	2	15	6	1	0	0	0	1
KCF	4	4	0	1	7	16	6	1	0	0	0	6
KTF	9	0	0	0	0	9	7	0	0	0	0	0
LCF	2	1	0	0	2	5	3	1	0	0	0	1
LMF	25	1	5	1	2	34	3	0	0	0	0	2
LRF	3	8	0	0	2	13	1	0	0	0	0	2
MBP	10	7	1	1	0	19	4	0	0	0	0	0
MCF	5	9	0	0	2	16	3	1	0	0	0	1
MTF	5	1	0	0	2	8	4	2	0	0	0	1
MTU	16	3	0	0	4	23	7	3	0	0	0	1
OTF	1	1	0	0	0	2	0	0	0	0	0	0
RCF	41	10	2	3	9	65	5	1	0	0	1	6
RGC	1	1	0	0	0	2	0	0	0	0	0	0
RMI	10	0	0	6	0	16	1	0	0	0	0	0
RRF	5	2	0	0	0	7	1	0	0	0	0	0
SCF	10	3	3	0	3	19	5	0	0	0	1	2
SMF	11	3	3	4	2	23	4	1	0	0	0	1
SMI	41	7	5	13	11	77	13	1	1	1	4	3
SMM	24	1	6	27	7	65	11	3	0	0	0	4
SMN	5	6	0	2	4	17	2	1	0	0	0	3
SMT	7	3	0	0	0	10	0	0	0	0	0	0
STF	0	1	0	0	0	1	0	0	0	0	0	0
TCF	3	1	0	0	1	5	2	0	0	0	0	1
URF	21	3	0	0	4	28	7	0	0	0	0	4
WCF	10	2	0	0	0	12	5	0	0	0	0	0
TOTAL:	397	131	39	68	93	728	125	20	2	5	8	55



Assaults According to the INSTITUTION. (ADJUSTED for comparison: Assaults per 1000 prisoners)  
 Report: A\_109P (Staff)

	Type of Assaults					TOTAL	Types of Weapons					
	Fist	Push	Spit	Urine	Weapon		Club	Knife	Lock	Ink-pen	Razor	Other
-----												
Staff	-----											
ACF	1.6	1.6	0.0	0.0	1.6	4.8	0.0	0.0	0.0	0.0	0.0	1.6
ARF	5.6	2.8	0.9	0.9	0.9	11.1	0.0	0.0	0.9	0.0	0.0	0.0
ATF	2.1	4.2	0.0	0.0	2.1	8.4	0.0	0.0	0.0	0.0	0.0	2.1
CCP	2.1	4.2	0.0	0.3	0.5	7.2	0.0	0.0	0.0	0.0	0.0	0.5
DRF	3.4	3.4	0.0	0.9	0.9	8.6	0.9	0.0	0.0	0.0	0.0	0.0
ECF	23.5	11.8	15.7	7.8	0.0	58.8	0.0	0.0	0.0	0.0	0.0	0.0
HTF	2.1	2.1	0.0	1.0	2.1	7.3	0.0	0.0	1.0	0.0	0.0	1.0
HVM	89.8	30.7	4.7	4.7	28.4	158	2.4	2.4	4.7	0.0	2.4	16.5
ICF	81.1	7.1	10.6	1.8	14.1	115	3.5	0.0	0.0	3.5	0.0	5.3
ITF	1.0	1.0	0.0	0.0	0.0	2.1	0.0	0.0	0.0	0.0	0.0	0.0
JCF	8.8	0.8	0.0	0.8	1.6	12.0	0.8	0.0	0.0	0.0	0.0	0.8
KCF	3.4	3.4	0.0	0.8	5.9	13.4	0.8	0.0	0.0	0.0	0.0	5.0
KTF	9.3	0.0	0.0	0.0	0.0	9.3	0.0	0.0	0.0	0.0	0.0	0.0
LCF	2.8	1.4	0.0	0.0	2.8	7.1	1.4	0.0	0.0	0.0	0.0	1.4
LMF	59.9	2.4	12.0	2.4	4.8	81.5	0.0	0.0	0.0	0.0	0.0	4.8
LRF	2.6	6.9	0.0	0.0	1.7	11.3	0.0	0.0	0.0	0.0	0.0	1.7
MBP	12.3	8.6	1.2	1.2	0.0	23.3	0.0	0.0	0.0	0.0	0.0	0.0
MCF	3.8	6.9	0.0	0.0	1.5	12.3	0.8	0.0	0.0	0.0	0.0	0.8
MTF	5.2	1.0	0.0	0.0	2.1	8.4	2.1	0.0	0.0	0.0	0.0	1.0
MTU	13.6	2.6	0.0	0.0	3.4	19.6	2.6	0.0	0.0	0.0	0.0	0.9
OTF	1.0	1.0	0.0	0.0	0.0	2.1	0.0	0.0	0.0	0.0	0.0	0.0
RCF	72.0	17.6	3.5	5.3	15.8	114	1.8	0.0	0.0	1.8	0.0	10.5
RGC	1.9	1.9	0.0	0.0	0.0	3.8	0.0	0.0	0.0	0.0	0.0	0.0
RMI	8.4	0.0	0.0	5.0	0.0	13.4	0.0	0.0	0.0	0.0	0.0	0.0
RRF	4.9	2.0	0.0	0.0	0.0	6.9	0.0	0.0	0.0	0.0	0.0	0.0
SCF	14.8	4.4	4.4	0.0	4.4	28.1	0.0	0.0	0.0	1.5	0.0	3.0
SMF	26.8	7.3	7.3	9.8	4.9	56.1	2.4	0.0	0.0	0.0	0.0	2.4
SMI & SMM	28.2	3.5	4.8	17.4	7.8	61.6	1.7	0.4	0.4	1.7	0.0	3.0
SMN	5.0	6.0	0.0	2.0	4.0	17.0	1.0	0.0	0.0	0.0	0.0	3.0
SMT	4.9	2.1	0.0	0.0	0.0	7.1	0.0	0.0	0.0	0.0	0.0	0.0
STF	0.0	1.0	0.0	0.0	0.0	1.0	0.0	0.0	0.0	0.0	0.0	0.0
TCF	3.9	1.3	0.0	0.0	1.3	6.4	0.0	0.0	0.0	0.0	0.0	1.3
URF	20.2	2.9	0.0	0.0	3.8	26.9	0.0	0.0	0.0	0.0	0.0	3.8
WCF	20.3	4.1	0.0	0.0	0.0	24.4	0.0	0.0	0.0	0.0	0.0	0.0
TOTAL:	546	158	65.1	62.1	116	948	22.2	2.8	7.0	8.5	2.4	70.4
AVERAGE:	16.1	4.65	1.91	1.83	3.42	27.9	0.65	0.08	0.21	0.25	0.07	2.07

Assaults According to the INSTITUTION. (ADJUSTED for comparison: Assaults per 1000 prisoners)  
 Report: A\_109P (prisoner)

Type of Assaults

Types of Weapons

Prisoner	Type of Assaults					TOTAL	Types of Weapons					
	Fist	Push	Spit	Urine	Weapon		Club	Knife	Lock	Ink-pen	Razor	Other
ACF	4.8	4.8	0.0	0.0	0.0	9.6	0.0	0.0	0.0	0.0	0.0	0.0
ARF	7.4	2.8	0.0	0.0	2.8	13.0	0.0	0.9	1.9	0.0	0.0	0.0
ATF	6.3	0.0	0.0	0.0	5.2	11.5	0.0	0.0	4.2	0.0	0.0	1.0
CCP	6.4	0.8	0.0	0.0	4.2	11.4	0.3	0.5	1.3	0.3	0.0	1.6
DRF	7.7	0.0	0.0	0.0	4.3	12.0	0.9	1.7	1.7	0.0	0.0	0.0
ECF	0.0	0.0	0.0	0.0	3.9	3.9	0.0	0.0	0.0	0.0	0.0	3.9
HTF	16.7	2.1	0.0	0.0	9.4	28.2	3.1	2.1	3.1	0.0	0.0	1.0
HVM	83.0	2.4	0.0	0.0	14.2	99.6	2.4	4.7	4.7	0.0	0.0	2.4
ICF	1.8	0.0	0.0	0.0	3.5	5.3	1.8	0.0	0.0	1.8	0.0	0.0
ITF	10.5	1.0	0.0	0.0	5.2	16.8	0.0	2.1	2.1	0.0	0.0	1.0
JCF	6.4	0.8	0.0	0.0	3.2	10.4	0.8	0.8	0.8	0.0	0.0	0.8
KCF	13.4	1.7	0.0	0.8	7.6	23.5	0.8	3.4	3.4	0.0	0.0	0.0
KTF	14.5	0.0	0.0	0.0	11.4	25.9	2.1	3.1	6.2	0.0	0.0	0.0
LCF	17.1	0.0	0.0	0.0	7.1	24.2	2.8	0.0	1.4	0.0	0.0	2.8
LMF	7.2	0.0	0.0	0.0	4.8	12.0	2.4	2.4	0.0	0.0	0.0	0.0
LRF	33.9	0.9	0.0	0.0	5.2	39.9	0.0	0.9	1.7	0.0	1.7	1.7
MBP	7.4	0.0	0.0	0.0	6.1	13.5	0.0	4.9	0.0	1.2	0.0	0.0
MCF	6.9	1.5	0.0	0.0	13.8	22.2	0.8	10.7	1.5	0.0	0.8	0.0
MTF	8.4	0.0	0.0	0.0	2.1	10.5	1.0	0.0	1.0	0.0	0.0	0.0
MTU	22.1	2.6	0.0	0.0	10.2	34.9	5.1	1.7	1.7	0.0	0.0	1.7
OTF	6.3	0.0	0.0	0.0	7.3	13.6	0.0	0.0	7.3	0.0	0.0	0.0
RCF	61.5	1.8	0.0	0.0	19.3	82.6	7.0	3.5	0.0	3.5	1.8	3.5
RGC	3.8	1.9	0.0	0.0	0.0	5.7	0.0	0.0	0.0	0.0	0.0	0.0
RMI	10.9	0.0	0.0	0.0	25.1	35.9	1.7	18.4	4.2	0.8	0.0	0.0
RRF	7.9	0.0	0.0	0.0	2.0	9.9	0.0	0.0	2.0	0.0	0.0	0.0
SCF	29.6	0.0	0.0	0.0	4.4	34.0	1.5	0.0	0.0	0.0	1.5	1.5
SMF	12.2	0.0	0.0	0.0	14.6	26.8	2.4	7.3	2.4	0.0	2.4	0.0
SMI & SMM	14.3	0.9	0.0	0.0	46.0	61.2	1.3	42.9	0.4	0.4	0.0	0.9
SMN	24.0	2.0	0.0	0.0	31.0	57.0	4.0	25.0	1.0	0.0	0.0	1.0
SMT	5.6	0.0	0.0	0.0	0.0	5.6	0.0	0.0	0.0	0.0	0.0	0.0
STF	3.1	0.0	0.0	0.0	1.0	4.2	0.0	0.0	0.0	0.0	1.0	0.0
TCF	2.6	0.0	0.0	0.0	3.9	6.4	1.3	0.0	0.0	0.0	1.3	1.3
URF	13.5	1.0	0.0	0.0	11.5	25.9	2.9	2.9	5.8	0.0	0.0	0.0
WCF	14.2	0.0	0.0	0.0	4.1	18.3	2.0	0.0	2.0	0.0	0.0	0.0
TOTAL:	491	29.0	0.0	0.8	294	815	48.4	140	61.8	8.0	10.5	26.1
AVERAGE:	14.5	0.85	0.00	0.02	8.66	24.0	1.42	4.11	1.82	0.24	0.31	0.77