


# OFFICE OF THE INSPECTOR GENERAL

1311 Winewood Boulevard • Tallahassee, Florida 32301 • Phone: 904/488-9265

Bob Martinez  
Governor

Richard L. Dugger  
Secretary



142216



**FLORIDA**  
**DEPARTMENT OF CORRECTIONS**

1H2216

FLORIDA DEPARTMENT OF CORRECTIONS  
OFFICE OF THE INSPECTOR GENERAL  
BUREAU OF JAIL ASSISTANCE

NCJRS

MAY 17 1993

ACQUISITIONS

COUNTY DETENTION FACILITIES  
DAILY INMATE POPULATION DATA

MONTHLY REPORT

MAY - 1990

142216

U.S. Department of Justice  
National Institute of Justice

This document has been reproduced exactly as received from the person or organization originating it. Points of view or opinions stated in this document are those of the authors and do not necessarily represent the official position or policies of the National Institute of Justice.

Permission to reproduce this copyrighted material has been granted by

Florida Department of  
Corrections

to the National Criminal Justice Reference Service (NCJRS).

Further reproduction outside of the NCJRS system requires permission of the copyright owner.

**COUNTY DETENTION FACILITIES:  
INMATE PROFILE SUMMARY  
MAY - 1990**

**ABSTRACT**

The County Detention Facilities Summary provides a monthly profile of Florida's detention facilities inmate population. Average daily population figures for May, 1990, are collapsed into male and female categories for both adult and juvenile inmates. These population figures are also categorized into felony, misdemeanor and "other" subcategories in order to facilitate interpretation. Within both felony and misdemeanor subcategories the number of inmates held for trial or sentencing and those detained or sentenced for violation of probation are presented for May, 1990. The "other" subcategory documents the number of parole violators, state inmates, undocumented aliens, holdings for other jurisdictions and individuals detained under the Baker (mental health) and Myers (alcoholism) Acts. In addition, the average daily population figures, the incarceration rates for each county, the number of overcrowded county detention facilities and the pretrial inmate levels for each facility are included in this report. County detention facilities with amended capacities since April, 1990 are denoted in Table 3.

**TABLE OF CONTENTS**

**COUNTY DETENTION FACILITIES:  
PROFILE DATA SUMMARY  
MAY - 1990**

	Page
Average Daily Population.....	1
Incarceration Rates.....	1
Overcrowding: Capacity vs. Population.....	2
Pretrial Population Levels.....	2

**LIST OF TABLES**

Table 1	Categorical Daily Averages.....	3
Table 2	Average Daily Populations and Incarceration Rates Per 1,000 County Population.....	4-5
Table 3	Inmate Capacity Report.....	6-8
Table 4	Pretrial Capacity Report.....	9-11

**LIST OF FIGURES**

Figures 1 & 1a	Incarceration Rates Per 1,000 County Population.....	12-14
Figures 2 & 2a	Percent ADP Over DC Rated Capacity..	15-17
Figures 3 & 3a	County Pretrial Percentages.....	18-20

COUNTY DETENTION FACILITIES:  
PROFILE DATA SUMMARY  
MAY - 1990

Average Daily Population

On the average, there were 33,520 inmates in Florida's county detention facilities during the month of May, 1990. This figure represents a 0.2 percent increase in the inmate population from that reported for April, 1990. The statewide average daily population (ADP) totals for April, 1990 include 29,277 adult males (87.3%), 3,437 adult females (10.3%), and 806 juvenile offenders (2.4%). The overall distribution of male and female inmates has remained fairly constant in county detention facilities for the past four years. The following provides an analysis of the inmate population for May, 1990:

- \* 75.7% of the total inmate population were incarcerated for felony offenses, while 19.2% were detained for misdemeanor crimes. All others confined included 5.1% .
- \* Offenders held for trial represented 61.0% of the inmate population and 23.5 percent were sentenced on either felony or misdemeanor crimes.
- \* Inmates detained for violation of probation represented 7.8% of the inmate population
- \* The remaining 7.7% were various groups as listed in Table 1.

Incarceration Rates

In April, of 1990, the statewide county detention incarceration rate was 2.6 per 1,000 county residents based

on the population estimate for 1989-90. Incarceration rates range from a low of 0.8 in Lafayette County, to a high of 9.4 per 1,000 population in Hamilton County. Hamilton County's extremely high incarceration rate is the direct result of holding a large proportion of their inmate population for the U.S. Marshals Service. Several other counties may also be experiencing high incarceration rates due to the contracting of bed space.

#### Overcrowding: Capacity Versus Population

In May, 1990, 25.37 percent (17) of the counties in the State of Florida had average daily inmate populations which exceeded their Department of Corrections (DC) rated capacity. Out of Florida's 67 counties, twelve (17.91%) had average daily inmate populations that were between 1 and 25 percent over their DC rated capacity, 4.48 percent (3) had inmate daily averages that were between 26 and 50 percent over capacity, and 2.98 percent (2) of the counties had average daily inmate populations which exceeded the rated capacity by more than 50 percent. Fifty (74.63%) of Florida's counties were at or below capacity.

#### Pretrial Population Levels

During the month of May, 1990, 20,457 of the inmates housed in county detention facilities were classified as awaiting trial. Of these 20,457 offenders, 85.8% were awaiting trial for felony offenses while 14.2% were detained for misdemeanor violations.

TABLE 1

COUNTY DETENTION FACILITIES  
CATEGORICAL DAILY AVERAGES  
MAY - 1990

	<u>ADULT MALES</u>		<u>ADULT FEMALES</u>	
	<u>NUMBER</u>	<u>PERCENT</u>	<u>NUMBER</u>	<u>PERCENT</u>
<u>FELONIES:</u>				
Sentenced (365 Days or More).....	1,379	4.7	143	4.2
Sentenced (364 Days or Less).....	3,070	10.5	454	13.2
Awaiting Trial.....	15,563	53.1	1,439	41.9
Awaiting Sentencing.....	561	1.9	61	1.8
Probation Violators (Technical).....	1,707	5.8	240	7.0
<u>MISDEMEANORS:</u>				
Sentenced (365 Days or More).....	61	0.2	5	0.1
Sentenced (364 Days or Less).....	2,299	7.9	355	10.3
Awaiting Trial.....	2,491	8.5	388	11.2
Awaiting Sentencing.....	106	0.4	9	0.3
Probation Violators (Technical).....	574	2.0	96	2.8
<u>OTHERS:</u>				
Parole Violators.....	36	0.1	0	0.0
Baker Act (Mental Health).....	12	0.0	0	0.0
Myers Act (Alcoholism).....	16	0.1	1	0.0
State Inmates.....	489	1.7	37	1.1
Undocumented Aliens.....	63	0.2	17	0.5
Other Jurisdictions.....	850	2.9	194	5.6
SUBTOTAL:	<u>29,277</u>		<u>3,437</u>	

	<u>JUVENILE MALES</u>		<u>JUVENILE FEMALES</u>	
	<u>NUMBER</u>	<u>PERCENT</u>	<u>NUMBER</u>	<u>PERCENT</u>
<u>FELONIES:</u>				
Sentenced (365 Days or More).....	52	6.6	4	21.1
Sentenced (364 Days or Less).....	54	6.9	0	0.0
Pretrial.....	545	69.2	7	36.8
Awaiting Sentencing.....	101	12.8	4	21.1
<u>MISDEMEANORS:</u>				
Sentenced (365 Days or More).....	4	0.5	0	0.0
Sentenced (364 Days or Less).....	4	0.5	1	5.2
Pretrial.....	23	2.9	3	15.8
Awaiting Sentencing.....	2	0.3	0	0.0
Minors Beyond Staff Control (HRS)...	2	0.3	0	0.0
SUBTOTAL:	<u>787</u>		<u>19</u>	

	<u>NUMBER</u>	<u>PERCENT</u>
Adult Males.....	29,277	87.3
Adult Females.....	3,437	10.3
Juvenile Males.....	787	2.3
Juvenile Females.....	19	0.1
<b>TOTAL:</b>	<b>33,520</b>	

TABLE 2

COUNTY DETENTION FACILITIES  
AVERAGE DAILY POPULATIONS AND  
INCARCERATION RATES PER 1,000  
COUNTY POPULATION  
MAY - 1990

	<u>COUNTY POPULATION</u>	<u>AVERAGE DAILY POPULATION</u>	<u>INCARCERATION RATE</u>
Alachua.....	190,025	477	2.5
Baker.....	19,638	78	4.0
Bay.....	143,005	463	3.2
Bradford.....	25,476	40	1.6
Brevard.....	410,656	715	1.7
Broward.....	1,235,256	3,050	2.5
Calhoun.....	9,890	19	1.9
Charlotte.....	100,115	116	1.1
Citrus.....	92,478	122	1.3
Clay.....	108,003	101	1.0
Collier.....	141,998	421	3.0
Columbia.....	43,703	139	3.2
Dade.....	1,854,660	5,616	3.0
DeSoto.....	24,239	50	2.1
Dixie.....	10,387	15	1.4
Duval.....	704,976	2,010	2.9
Escambia.....	295,970	933	3.1
Flagler.....	22,790	41	1.8
Franklin.....	8,823	23	2.6
Gadsden.....	47,874	135	2.8
Gilchrist.....	7,316	24	3.3
Glades.....	7,835	22	2.8
Gulf.....	12,625	35	2.8
Hamilton.....	9,606	90	9.4
Hardee.....	23,094	61	2.6
Hendry.....	26,546	88	3.3
Hernando.....	94,904	227	2.4
Highlands.....	69,577	120	1.7
Hillsborough.....	864,924	1,760	2.0
Holmes.....	16,695	20	1.2
Indian River.....	92,312	224	2.4
Jackson.....	45,646	78	1.7
Jefferson.....	12,341	22	1.8
Lafayette.....	5,219	4	0.8
Lake.....	150,608	318	2.1
Lee.....	329,559	694	2.1
Leon.....	187,017	414	2.2
Levy.....	24,999	93	3.7
Liberty.....	5,278	11	2.1
Madison.....	16,174	25	1.5



	COUNTY POPULATION	AVERAGE DAILY POPULATION	INCARCERATION RATE
Manatee.....	193,017	495	2.6
Marion.....	195,926	699	3.6
Martin.....	98,129	362	3.7
Monroe.....	78,996	275	3.5
Nassau.....	48,507	84	1.7
Okaloosa.....	165,811	366	1.8
Okeechobee.....	30,538	122	4.0
Orange.....	660,214	3,183	4.8
Osceola.....	103,590	303	2.9
Palm Beach.....	869,659	1,650	1.9
Pasco.....	276,972	302	1.1
Pinellas.....	862,712	1,805	2.1
Polk.....	414,205	1,542	3.7
Putnam.....	67,387	207	3.1
St. Johns.....	84,929	184	2.2
St. Lucie.....	143,050	535	3.7
Santa Rosa.....	69,995	127	1.8
Sarasota.....	269,452	398	1.5
Seminole.....	287,187	607	2.1
Sumter.....	31,325	139	4.4
Suwannee.....	27,330	39	1.4
Taylor.....	19,521	44	2.3
Union.....	11,391	14	1.2
Volusia.....	358,962	1,185	3.0
Wakulla.....	15,068	23	1.5
Walton.....	30,279	77	2.5
Washington.....	15,561	14	1.0
<b>ALL COUNTIES.....</b>	<b>12,921,950</b>	<b>33,520</b>	<b>2.6</b>

NOTE: County population figures are projections for FY89-90 by the Florida Consensus Estimating Conference (April 1989), Executive Office of the Governor, Office of Planning and Budgeting, Revenue and Economic Analysis Unit.

TABLE 3

COUNTY DETENTION FACILITIES  
INMATE CAPACITY REPORT  
MAY - 1990

	RATED CAPACITY	AVERAGE DAILY POPULATION	NUMBER OVER/UNDER CAPACITY	PERCENT OVER/UNDER CAPACITY
Alachua County Detention Center.....	478	459	- 19	- 4.0
Alachua County Work Release.....	36	18	- 18	- 50.0
Baker County Detention Center.....	81	78	- 3	- 3.7
Bay County Jail (CCA).....	204	218	+ 14	+ 6.9
Bay County Jail Annex (CCA).....	257	245	- 12	- 4.7
Bradford County Jail.....	42	40	- 2	- 4.8
Brevard County Detention Center.....	732	715	- 17	- 2.3
Broward County Jail .....	1,439	1,325	-114	- 7.9
Broward County Stockade.....	604	561	- 43	- 7.1
Broward County Jail Annex.....	1,021	1,164	+143	+ 14.0
Calhoun County Jail.....	24	19	- 5	- 1.7
Charlotte County Jail.....	114	116	+ 2	+ 1.7
Citrus County Detention Center.....	77	63	- 14	- 18.2
Citrus County Temp.Dtn.Center.....	101	59	- 42	- 41.6
Clay County Jail.....	125	101	- 24	- 19.2
Collier County Jail.....	450	369	- 81	- 18.0
Collier County Jail Center.....	172	52	-120	- 69.8
Columbia County Jail.....	159	139	-20	- 12.6
Dade County Jail (Main).....	1,336	1,976	+640	+ 47.9
Dade County Jail Annex (Female).....	168	412	+244	+145.2
Dade County Stockade.....	978	1,312	+334	+ 34.1
Dade County North Dade Detention.....	160	146	- 14	- 8.7
Dade County Central Detention.....	234	234	0	0
Dade County West Detention.....	593	645	+ 52	+ 8.8
Dade County Turner Guilford Knight Cntr.....	994	894	-100	- 10.1
DeSoto County Jail.....	106	50	- 56	- 52.8
Dixie County Jail.....	14	15	+ 1	+ 7.1
Duval County Jail.....	305	413	+108	+ 35.4
Duval County Fairfield Correctional Inst.....	172	158	- 14	- 8.1
Duval County J.I. Montgomery Corr. Center....	1,036	982	- 54	- 5.2
Duval County Jail Annex.....	351	169	-182	- 51.8
Duval County Corrections Div. (Jr.Jail).....	300	288	- 12	- 4.0
Escambia County Jail (Main).....	808	630	-178	- 22.1
Escambia County Jail Annex.....	330	207	-123	- 32.4
Escambia County Road Prison.....	142	96	- 46	- 27.5
Flagler County Jail.....	38	41	+ 3	+ 7.9
Franklin County Jail.....	64	23	- 41	- 64.1
Gadsden County Jail.....	154	135	- 19	- 12.3
Gilchrist County Jail.....	34	24	- 10	- 29.4
Glades County Detention Facility.....	32	22	- 10	- 31.3
Gulf County Jail.....	40	35	- 5	- 12.5
Hamilton County Jail.....	102	90	- 12	- 11.8
Hardee County Jail.....	100	61	- 39	- 39.0
Hendry County Jail .....	114	88	- 26	- 22.8

	<u>RATED</u> <u>CAPACITY</u>	<u>AVERAGE</u> <u>DAILY</u> <u>POPULATION</u>	<u>NUMBER</u> <u>OVER/UNDER</u> <u>CAPACITY</u>	<u>PERCENT</u> <u>OVER/UNDER</u> <u>CAPACITY</u>
Hernando County Jail.....	252	227	- 25	- 9.9
Highlands County Jail.....	174	120	- 54	- 31.0
Hillsborough County Jail - Central.....	508	676	+168	+ 33.1
Hillsborough County Jail - West.....	740	844	+104	+ 14.1
Hillsborough County Jail - East.....	158	122	- 36	- 22.8
Hillsborough County Work Release - West.....	46	49	+ 3	+ 6.5
Hillsborough County Work Release - East.....	149	69	- 80	- 53.7
Holmes County Jail.....	17	20	+ 3	+ 17.7
Indian River County Jail.....	246	224	- 22	- 8.9
Jackson County Jail.....	80	78	- 2	- 2.5
Jefferson County Jail.....	18	22	+ 4	+ 22.2
Lafayette County Jail.....	10	4	- 6	- 60.0
Lake County Jail.....	229	287	+ 58	+ 25.3
Lake County Jail Annex.....	41	31	- 10	- 24.4
Lee County Jail.....	425	405	- 20	- 4.7
Lee County Stockade - Annex.....	270	289	+ 19	+ 7.1
Leon County Jail.....	534	414	-120	- 22.5
Levy County Jail.....	124	93	- 31	- 25.0
Liberty County Jail.....	15	11	- 4	- 26.7
Madison County Jail.....	23	25	+ 2	+ 8.7
Manatee County Work Release.....	128	118	- 10	- 7.8
Manatee County Jail.....	180	210	+ 30	+ 16.7
Manatee County Port Manatee Facility.....	192	167	- 25	- 13.2
Marion County Detention Facility.....	664	699	+ 35	+ 5.3
Martin County Detention Facility.....	456	362	- 94	- 20.6
Monroe County Jail.....	170	239	+ 69	+ 40.6
Monroe County Jail/Plantation Key.....	49	36	- 13	- 26.5
Nassau County Jail.....	102	84	- 18	- 17.7
Okaloosa County Jail.....	248	306	+ 58	+ 23.4
Okeechobee County Jail.....	*168	122	- 46	- 27.4
Orange County Jail - Orlando Annex.....	216	300	+ 84	+ 38.9
Orange County 33rd Str.(Includes Genesis).....	1,592	2,522	+ 930	+ 58.4
Orange County Work Release.....	124	160	+ 36	+ 29.0
Orange County Central Booking.....	127	201	+ 74	+ 58.3
Osceola County Jail.....	356	303	- 53	- 14.9
Palm Beach County Adult Detention Center.....	838	848	+ 10	+ 1.2
Palm Beach County Detention Center Annex.....	104	111	+ 7	+ 6.7
Palm Beach County Stockade.....	718	691	- 27	- 3.8
Pasco County Detention Center.....	74	110	+ 36	+ 48.7
Pasco County Jail New Port Richey Annex.....	163	192	+ 29	+ 17.8
Pinellas County Maximum Security Center.....	1,014	1,013	- 1	- 0.1
Pinellas County Female Security Center.....	96	101	+ 5	+ 5.2
Pinellas County Medium Security Center.....	552	549	- 3	- 0.5
Pinellas County Minimum Housing .....	240	142	- 98	- 40.8
Polk County Jail.....	394	717	+323	+ 82.0
Polk County Jail Annex.....	600	825	+225	+ 37.5
Putnam County Jail.....	215	207	- 8	- 3.7

	<u>RATED</u> <u>CAPACITY</u>	<u>AVERAGE</u> <u>DAILY</u> <u>POPULATION</u>	<u>NUMBER</u> <u>OVER/UNDER</u> <u>CAPACITY</u>	<u>PERCENT</u> <u>OVER/UNDER</u> <u>CAPACITY</u>
St. Johns County Detention Center.....	304	184	-120	- 39.5
St. Lucie County Jail - 2nd Street.....	98	63	- 35	- 35.7
St. Lucie County Jail Corr. Ctr.....	+544	472	- 72	- 13.2
Santa Rosa County Jail.....	176	127	- 49	- 27.8
Sarasota County Jail.....	717	398	-319	- 44.5
Seminole County Correctional Facility.....	812	607	-205	- 25.3
Sumter County Jail.....	123	139	+ 16	+ 13.0
Suwannee County Jail.....	48	39	- 9	- 18.7
Taylor County Jail.....	48	44	- 4	- 8.3
Union County Jail.....	26	14	- 12	- 46.1
Volusia County Jail Correctional Facility....	595	356	-239	- 40.2
Volusia County Branch Jail.....	899	729	-170	- 18.9
Wakulla County Jail.....	18	23	+ 5	+ 27.8
Walton County Jail.....	101	77	- 24	- 23.8
Washington County Jail.....	26	14	- 12	- 46.1
<b>TOTAL:</b>	<b>33,195</b>	<b>33,520</b>	<b>+ 325</b>	<b>+ 1.0</b>

+Increased Capacity, Effective May, 1990

TABLE 4  
COUNTY DETENTION FACILITIES  
PRETRIAL INMATE REPORT  
MAY - 1990

	AVERAGE DAILY <u>POPULATION</u>	NUMBER FELONY <u>PRETRIAL</u>	NUMBER MISDEMEANOR <u>PRETRIAL</u>	TOTAL PERCENT <u>PRETRIAL</u>
Alachua County Detention Center.....	459	341	57	86.7
Alachua County Work Release.....	18	2	1	16.7
Baker County Detention Center.....	78	11	5	20.5
Bay County Jail (CCA).....	218	141	5	67.1
Bay County Jail Annex (CCA).....	245	180	50	93.9
Bradford County Jail.....	40	22	1	57.5
Brevard County Detention Center.....	715	398	92	68.5
Broward County Jail .....	1,325	953	53	75.9
Broward County Stockade.....	561	360	26	68.8
Broward County Jail Annex.....	1,164	766	117	75.9
Calhoun County Jail.....	19	2	0	10.5
Charlotte County Jail.....	116	49	36	73.3
Citrus County Detention Center.....	63	29	14	68.3
Citrus County Temp.Dtn. Center.....	59	2	13	25.4
Clay County Jail.....	101	67	9	75.2
Collier County Jail.....	369	216	97	84.8
Collier County Jail Center.....	52	18	10	53.8
Columbia County Jail.....	139	131	0	94.2
Dade County Jail (Main).....	1,976	1,159	156	66.5
Dade County Jail Annex (Female).....	412	142	10	36.9
Dade County Stockade.....	1,312	949	0	72.3
Dade County North Dade Detention.....	146	0	0	0.0
Dade County Central Detention.....	234	209	0	89.3
Dade County West Detention.....	645	600	0	93.0
Dade County Turner Guilford Knight Cntr.....	894	489	0	54.7
DeSoto County Jail.....	50	24	5	58.0
Dixie County Jail.....	15	11	1	80.0
Duval County Jail.....	413	277	63	82.3
Duval County Fairfield Correctional Inst.....	158	0	0	0.0
Duval County J.I. Montgomery Corr. Center....	982	422	158	59.1
Duval County Jail Annex.....	169	36	45	47.9
Duval County Corrections Division (Jr.Jail)..	288	263	0	91.3
Escambia County Jail (Main).....	630	324	27	55.7
Escambia County Jail Annex.....	207	45	31	36.7
Escambia County Road Prison.....	96	7	0	7.3
Flagler County Jail.....	41	16	2	43.9
Franklin County Jail.....	23	14	2	69.6
Gadsden County Jail.....	135	78	11	65.9
Gilchrist County Jail.....	24	12	2	58.3
Glades County Detention Facility.....	22	8	2	45.5
Gulf County Jail.....	35	24	2	74.3
Hamilton County Jail.....	90	27	11	42.2
Hardee County Jail.....	61	28	7	57.4
Hendry County Jail .....	88	52	9	69.3

	<u>AVERAGE</u> <u>DAILY</u> <u>POPULATION</u>	<u>NUMBER</u> <u>FELONY</u> <u>PRETRIAL</u>	<u>NUMBER</u> <u>MISDEMEANOR</u> <u>PRETRIAL</u>	<u>TOTAL</u> <u>PERCENT</u> <u>PRETRIAL</u>
Hernando County Jail.....	227	81	15	42.3
Highlands County Jail.....	120	64	24	73.3
Hillsborough County Jail - Central.....	676	368	34	59.5
Hillsborough County Jail - West.....	844	405	75	56.9
Hillsborough County Jail - East.....	122	25	49	60.7
Hillsborough County Work Release - West.....	49	0	0	0.0
Hillsborough County Work Release - East.....	69	0	0	0.0
Holmes County Jail.....	20	12	2	70.0
Indian River County Jail.....	224	101	19	53.6
Jackson County Jail.....	78	40	5	57.7
Jefferson County Jail.....	22	18	1	87.4
Lafayette County Jail.....	4	1	0	25.0
Lake County Jail.....	287	145	0	50.5
Lake County Jail Annex.....	31	22	0	71.0
Lee County Jail.....	405	241	42	69.9
Lee County Stockade - Annex.....	289	87	57	49.8
Leon County Jail.....	414	217	43	62.8
Levy County Jail.....	93	35	6	44.1
Liberty County Jail.....	11	5	2	63.6
Madison County Jail.....	25	14	1	60.0
Manatee County Work Release.....	118	0	0	0.0
Manatee County Jail.....	210	149	2	71.9
Manatee County Port Manatee Facility.....	167	121	23	86.2
Marion County Detention Facility.....	699	248	100	49.8
Martin County Detention Facility.....	362	177	44	61.0
Monroe County Jail.....	239	160	25	77.4
Monroe County Jail/Plantation Key.....	36	21	5	72.2
Nassau County Jail.....	84	33	31	76.2
Okaloosa County Jail.....	306	136	60	64.1
Okeechobee County Jail.....	122	65	21	70.5
Orange County Jail - Orlando Annex.....	300	99	25	41.3
Orange County/33rd Street.....	2,522	1,005	88	43.3
Orange County Work Release.....	160	0	0	0.0
Orange County Central Booking.....	201	58	74	65.7
Osceola County Jail.....	303	159	40	65.7
Palm Beach County Adult Detention Center.....	848	553	20	67.6
Palm Beach County Detention Center Annex.....	111	70	5	67.6
Palm Beach County Stockade.....	691	224	189	59.8
Pasco County Detention Center.....	110	76	3	71.8
Pasco County Jail New Port Richey Annex.....	192	113	2	59.9
Pinellas County Maximum Security Center.....	1,013	679	91	76.0
Pinellas County Female Security Center.....	101	69	7	75.2
Pinellas County Medium Security Center.....	549	308	75	69.8
Pinellas County Minimum Housing .....	142	20	17	26.0
Polk County Jail.....	717	159	67	31.5
Polk County Jail Annex.....	825	395	64	55.6
Putnam County Jail.....	207	69	15	40.6

	AVERAGE DAILY POPULATION	NUMBER FELONY PRETRIAL	NUMBER MISDEMEANOR PRETRIAL	TOTAL PERCENT PRETRIAL
St. Johns County Detention Center.....	184	107	21	69.6
St. Lucie County Jail - 2nd Street.....	63	35	13	76.2
St. Lucie County Jail Corr. Ctr.....	472	339	73	87.3
Santa Rosa County Jail.....	127	47	10	44.9
Sarasota County Jail.....	398	53	46	24.9
Seminole County Correctional Facility.....	607	300	25	53.5
Sumter County Jail.....	139	67	13	57.5
Suwannee County Jail.....	39	30	2	82.1
Taylor County Jail.....	44	27	1	63.6
Union County Jail.....	14	2	1	21.4
Volusia County Jail Correctional Facility....	356	51	75	35.4
Volusia County Branch Jail.....	729	505	3	69.7
Wakulla County Jail.....	23	9	2	47.8
Walton County Jail.....	77	18	9	35.1
Washington County Jail.....	14	7	1	57.1
<b>TOTAL:</b>	<b>33,520</b>	<b>17,554</b>	<b>2,903</b>	<b>61.0</b>

INCARCERATION RATES PER 1,000  
MAY - 1990

0.1 TO 0.9 (1 = 1.49%)

1.0 TO 1.9 (23 = 34.33%)

Bradford, Brevard, Calhoun, Charlotte, Citrus, Clay, Dixie,  
Flagler, Highlands, Holmes, Jackson, Jefferson, Madison, Nassau,  
Okaloosa, Palm Beach, Pasco, Santa Rosa, Sarasota, Suwannee, Union,  
Wakulla, Washington

2.0 TO 2.9 (22 = 32.84%)

Alachua, Broward, DeSoto, Duval, Franklin, Gadsden, Glades, Gulf,  
Hardee, Hernando, Hillsborough, Indian River, Lake, Lee, Leon,  
Liberty, Manatee, Pinellas, Seminole, St. Johns, Taylor, Walton

3.0 TO 3.9 (16 = 23.88%)

Bay, Collier, Columbia, Dade, Escambia, Gilchrist, Hendry, Levy,  
Marion, Martin, Monroe, Osceola, Polk, Putnam, St. Lucie, Volusia

4.0 AND OVER (5 = 7.46%)

Baker, Hamilton, Okeechobee, Orange, Sumter



# FIGURE 1

INCARCERATION RATES PER 1,000  
COUNTY POPULATION  
MAY - 1990

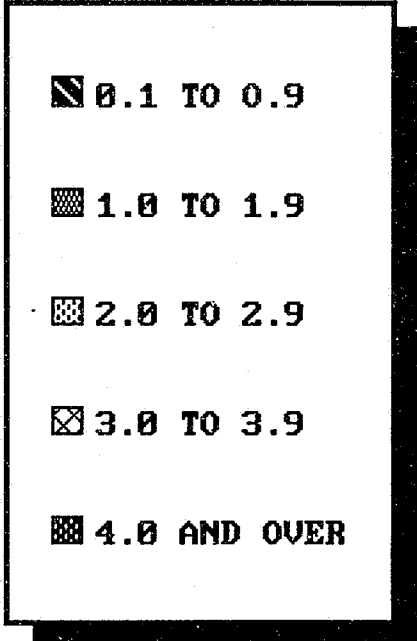
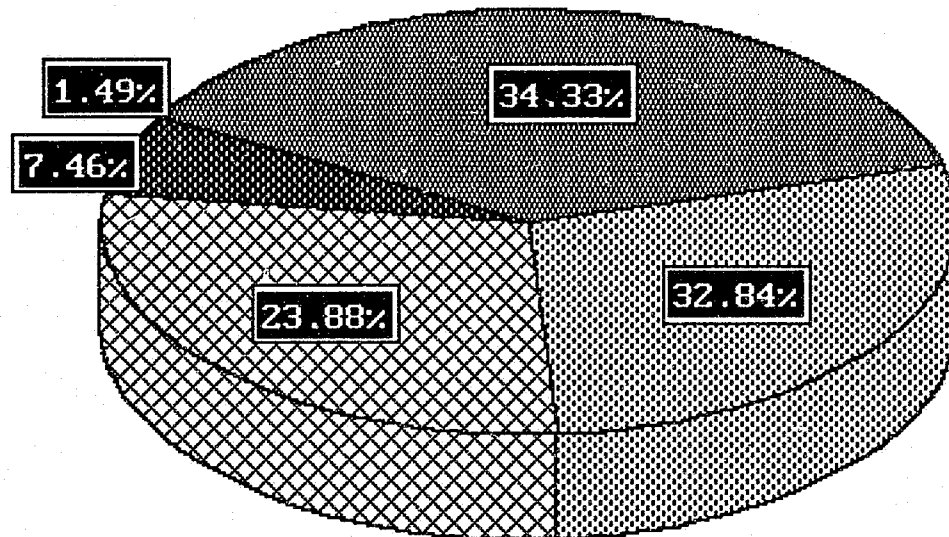
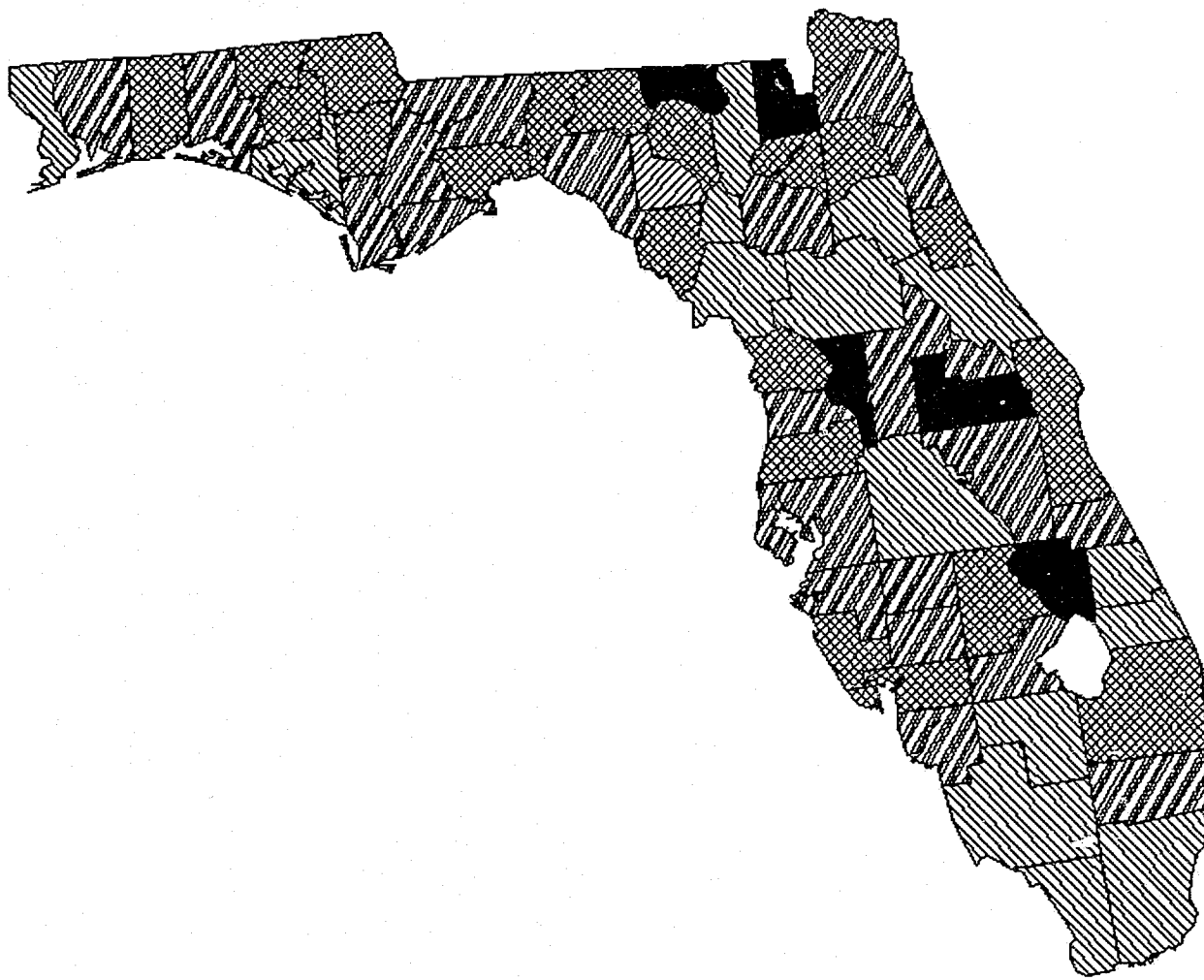


FIGURE 1a  
INCARCERATION RATES PER 1,000  
MAY - 1990



INCARCERATION RATES

- ▨ 0.1 to 0.9
- ▩ 1.0 to 1.9
- ▧ 2.0 to 2.9
- ▦ 3.0 to 3.9
- 4.0 & Above

PERCENT ADP VS DC RATED CAPACITY  
MAY - 1990

ADP AT OR BELOW CAPACITY (50 = 74.63%)

Alachua, Baker, Brevard, Bradford, Broward, Calhoun, Charlotte,  
Citrus, Clay, Collier, Columbia, DeSoto, Duval, Escambia,  
Franklin, Gadsden, Gilchrist, Glades, Gulf, Hamilton, Hardee,  
Hendry, Hernando, Highlands, Indian River, Jackson, Lafayette, Lee,  
Leon, Levy, Liberty, Manatee, Martin, Nassau, Okeechobee, Osceola,  
Palm Beach, Pinellas, Putnam, St. Johns, St. Lucie, Santa Rosa,  
Sarasota, Seminole, Suwannee, Taylor, Union, Volusia, Walton,  
Washington

ADP 1 - 25% OVER CAPACITY (12 = 17.91%)

Bay, Dixie, Flagler, Hillsborough, Holmes, Jefferson, Lake,  
Madison, Marion, Monroe, Okaloosa, Sumter

ADP 26 - 50% OVER CAPACITY (3 = 4.48%)

Dade, Pasco, Wakulla

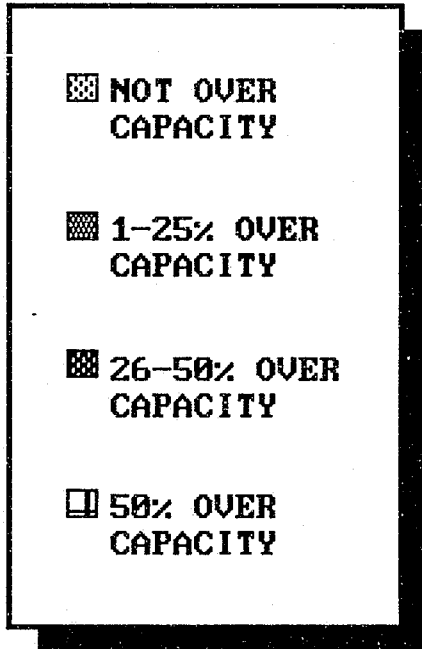
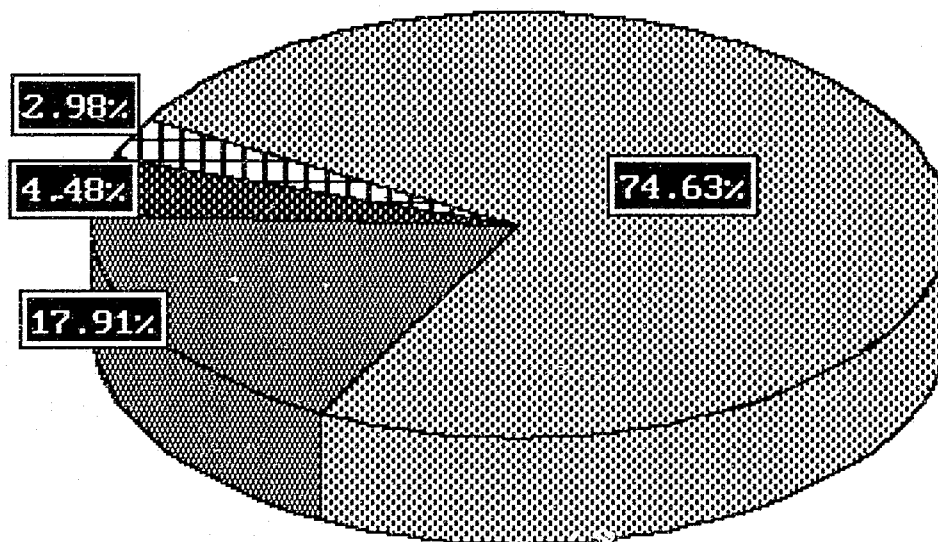
ADP ABOVE 50% OVER CAPACITY (2 = 2.98%)

Orange, Polk

# FIGURE 2

PERCENT ADP VS DC RATED CAPACITY

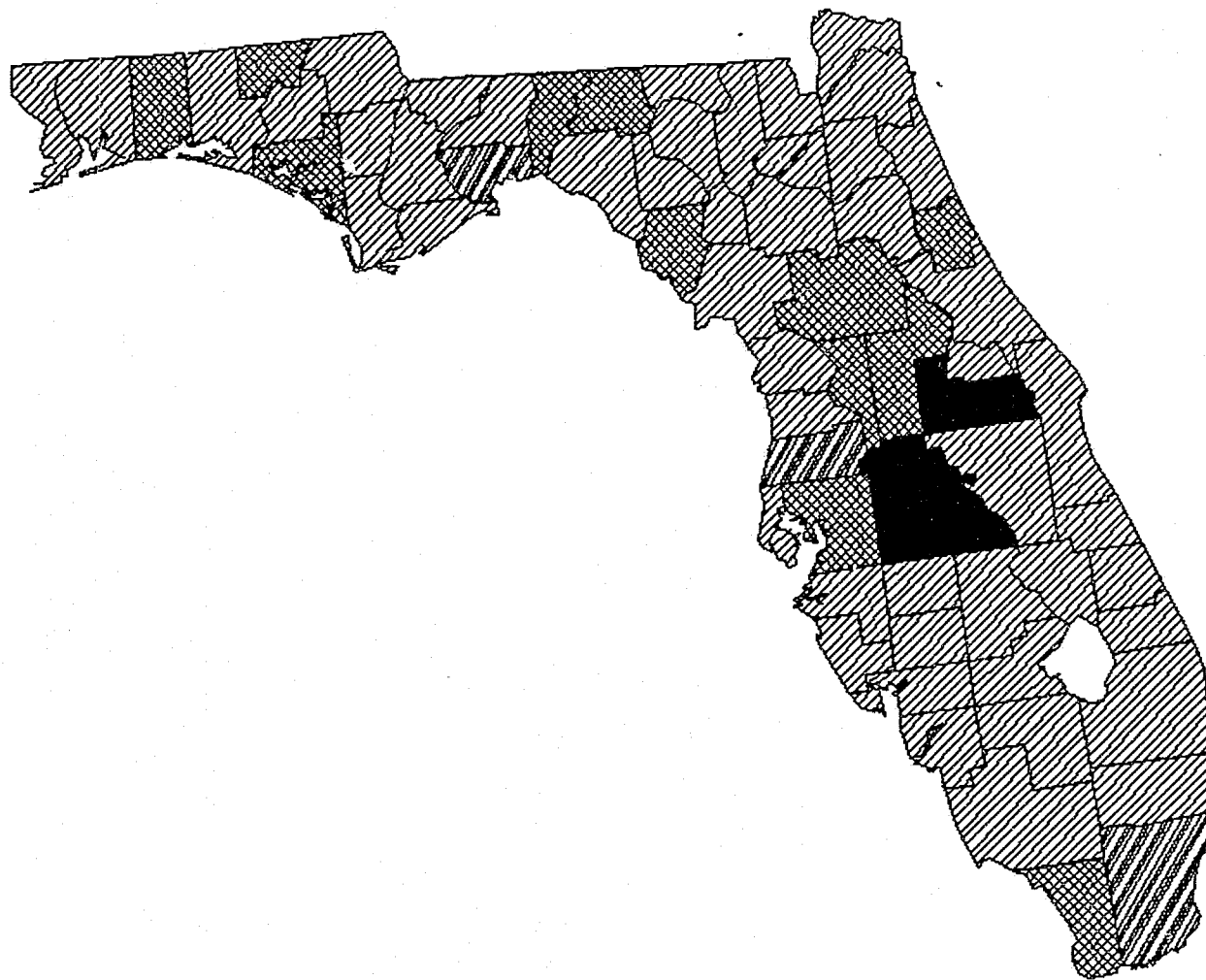
MAY - 1990



# FIGURE 2a

## PERCENT ADP VS DC RATED CAPACITY

### MAY - 1990



#### ADP VS CAPACITY

- ▨ ADP At or Below Cap
- ▩ ADP 1 - 25% Over
- ▧ ADP 26 - 50% Over
- ADP Above 50% Over Cap

COUNTY PRETRIAL PERCENTAGES  
MAY - 1990

0 - 25% PRETRIAL (5 = 7.46%)

Baker, Calhoun, Lafayette, Sarasota, Union

26 - 50% PRETRIAL (14 = 20.90%)

Citrus, Escambia, Flagler, Glades, Hamilton, Hernando, Levy,  
Marion, Orange, Polk, Putnam, Santa Rosa, Wakulla, Walton

51 - 75% PRETRIAL (39 = 58.21%)

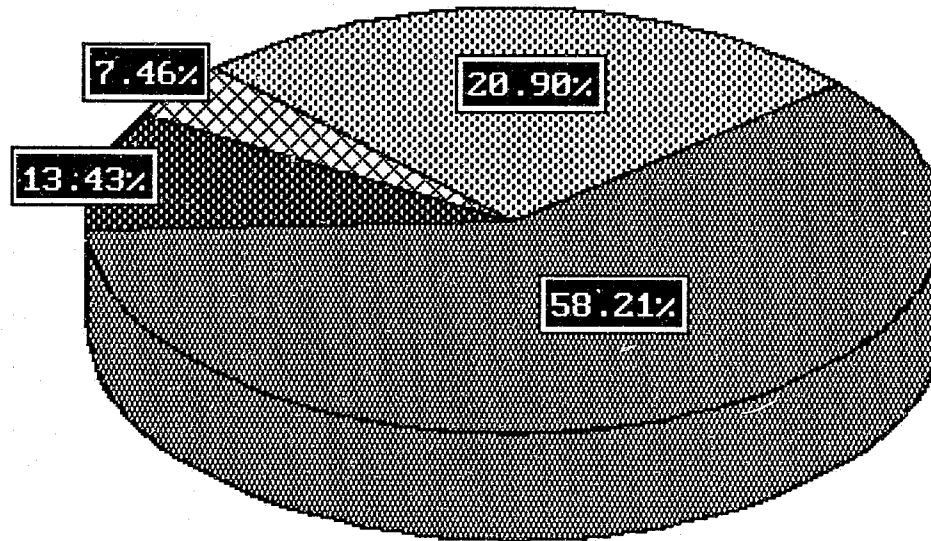
Bradford, Brevard, Broward, Charlotte, Clay, Dade, Desoto, Duval,  
Franklin, Gadsden, Gilchrist, Gulf, Hardee, Hendry, Highlands,  
Hillsborough, Holmes, Indian River, Jackson, Lake, Lee, Leon,  
Liberty, Madison, Manatee, Martin, Monroe, Okaloosa, Okeechobee,  
Osceola, Palm Beach, Pasco, Pinellas, St. Johns, Seminole, Sumter,  
Taylor, Volusia, Washington

76% AND ABOVE PRETRIAL (9 = 13.43%)

Alachua, Bay, Collier, Columbia, Dixie, Jefferson, Nassau, St.  
Lucie, Suwannee

# FIGURE 3

COUNTY PRETRIAL PERCENTAGES  
MAY - 1990



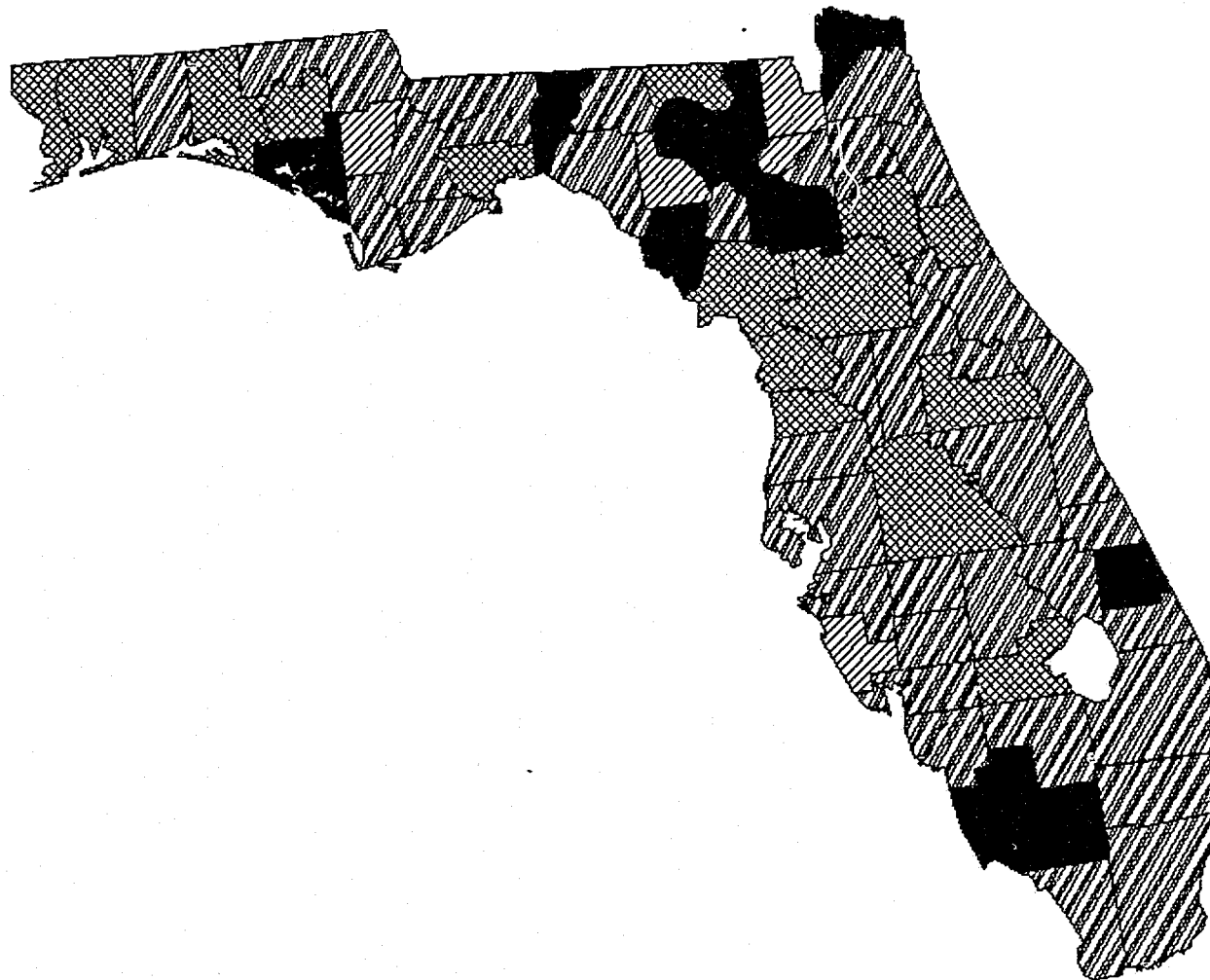
☒ 0-25%  
PRETRIAL

☒ 26-50%  
PRETRIAL

☒ 51-75%  
PRETRIAL

☒ 76% AND ABOVE

FIGURE 3a  
COUNTY PRETRIAL PERCENTAGES  
MAY - 1990



PRETRIAL PERCENTAGES

- ▨ 0 to 25% Pre-Trial
- ▩ 26 to 50% Pre-Trial
- ▧ 51 to 75% Pre-Trial
- 76% or Above Pre-Trial