

Barbara Roberts  
GOVERNOR



**REPORT OF  
CRIMINAL OFFENSES  
AND ARRESTS  
1991**

**EXECUTIVE DEPARTMENT**  
Dan Simmons  
Director

**LAW ENFORCEMENT DATA SYSTEM**  
Lloyd Smith  
Manager

142086

142086

NCJRS

MAY 18 1993

ACQUISITIONS

**STATE OF OREGON**  
**REPORT OF**  
**CRIMINAL OFFENSES and ARRESTS**  
**1991**

This report was prepared from information provided through the Oregon Uniform Crime Reporting program by Oregon Law Enforcement Agencies for 1991.

Additional information relating to this report or the Oregon Uniform Crime Reporting program may be obtained by contacting:

Law Enforcement Data System  
155 Cottage Street, N. E.  
Salem, Oregon 97310  
(503) 378-3057

March 1993

142086

**U.S. Department of Justice**  
**National Institute of Justice**

This document has been reproduced exactly as received from the person or organization originating it. Points of view or opinions stated in this document are those of the authors and do not necessarily represent the official position or policies of the National Institute of Justice.

Permission to reproduce this copyrighted material has been granted by  
Oregon Law Enforcement Data  
System

to the National Criminal Justice Reference Service (NCJRS).

Further reproduction outside of the NCJRS system requires permission of the copyright owner.

## TABLE OF CONTENTS

	<b>Page</b>
<b>INTRODUCTION</b> .....	v
<b>SECTION - 1 STATEWIDE SUMMARY</b> .....	1-1
SUMMARY .....	1-3
1991 CRIMINAL OFFENSES BY POPULATION CENTER .....	1-5
CHART - TOTAL REPORTED OFFENSES January through December 1991 .....	1-6
REPORTED OFFENSES .....	1-7
MAP - OREGON COUNTY MAP .....	1-8
COUNTY FIVE YEAR PROFILE OF TOTAL CRIMES .....	1-9
CHART - TOTAL REPORTED ARRESTS .....	1-10
REPORTED ARRESTS .....	1-11
INDEX CRIME OFFENSES .....	1-12
CHART - TOTAL REPORTED INDEX CRIME OFFENSES .....	1-12
INDEX CRIME ARRESTS .....	1-13
CHART - TOTAL REPORTED INDEX CRIME ARRESTS .....	1-13
MAP - OREGON COUNTY MAP .....	1-14
COUNTY FIVE YEAR PROFILE OF INDEX CRIME .....	1-15
OFFENSES BY MONTH - 1991 .....	1-16
OFFENSES BY DAY OF WEEK - 1991 .....	1-17
OFFENSES BY TYPE OF LOCATION WHERE CRIME OCCURRED - 1991 .	1-18
OFFENSES BY TIME OF OCCURRENCE - 1991 .....	1-19

	<b>Page</b>
<b>SECTION - 2 STATEWIDE CRIMES AGAINST PERSONS</b>	
<b>OFFENSE and ARREST PROFILE .....</b>	<b>2-1</b>
OREGON CRIME CLOCK .....	2-3
CHART - STATEWIDE CRIMES AGAINST PERSONS 1991 .....	2-4
STATEWIDE CRIMES AGAINST PERSONS 1991 OFFENSES, ARRESTS and PROPERTY LOSS BY CRIME .....	2-5
MAP - OREGON COUNTY MAP .....	2-6
COUNTY FIVE YEAR PROFILE OF CRIMES AGAINST PERSONS .....	2-7
STATEWIDE TEN YEAR OFFENSE, POPULATION and RATE PROFILE ....	2-8
STATEWIDE FIVE YEAR OFFENSE by FORCE ELEMENT .....	2-9
STATEWIDE HOMICIDE VICTIMS by SEX, RACE and WEAPON .....	2-10
STATEWIDE NEGLIGENT HOMICIDE by TYPE .....	2-10
HOMICIDES - STATE OF OREGON by COUNTY .....	2-11
<b>SECTION - 3 STATEWIDE CRIMES AGAINST PROPERTY</b>	
<b>OFFENSE and ARREST PROFILE .....</b>	<b>3-1</b>
OREGON CRIME CLOCK .....	3-3
CHART - STATEWIDE CRIMES AGAINST PROPERTY 1991 .....	3-4
STATEWIDE CRIMES AGAINST PROPERTY 1991 OFFENSE, ARRESTS and PROPERTY LOSS BY CRIME .....	3-5
COUNTY FIVE YEAR PROFILE OF CRIMES AGAINST PROPERTY .....	3-6
STATEWIDE TEN YEAR OFFENSE, POPULATION and RATE PROFILE ....	3-7
<b>SECTION - 4 STATEWIDE BEHAVIORAL CRIMES</b>	
<b>OFFENSE and ARREST PROFILE .....</b>	<b>4-1</b>
OREGON CRIME CLOCK .....	4-3
CHART - STATEWIDE BEHAVIORAL CRIMES 1991 .....	4-4

	<b>Page</b>
STATEWIDE BEHAVIORAL CRIMES 1991 OFFENSES, ARRESTS and PROPERTY LOSS BY CRIME .....	4-5
OREGON COUNTY MAP .....	4-6
COUNTY FIVE YEAR PROFILE OF BEHAVIORAL CRIMES .....	4-7
STATEWIDE TEN YEAR OFFENSE, POPULATION and RATE PROFILE ....	4-8
STATEWIDE DRUG LAW OFFENSES by TYPE OF DRUG and ACTIVITY - 1991 .....	4-9
STATEWIDE DRUG LAW ARRESTS by TYPE OF DRUG and ACTIVITY - 1991 .....	4-9
DRUG OFFENSES by COUNTY and TYPE - 1991 .....	4-10
DRUG ARRESTS by COUNTY and TYPE - 1991 .....	4-11
MAP - OREGON COUNTY MAP .....	4-12
DRUG OFFENSES by COUNTY 1987 through 1991 .....	4-13
D. U. I. I. OFFENSES by COUNTY 1987 THROUGH 1991 .....	4-14
D.U.I.I. ARRESTS DISTRIBUTED BY COUNTY and MAJOR POPULATION CENTER 1991 .....	4-15
 <b>SECTION - 5 STATEWIDE REGULATORY OFFENSES</b>	
<b>TRAFFIC CRIME, FISH &amp; GAME, MARINE VIOLATIONS .....</b>	<b>5-1</b>
STATEWIDE OFFENSE and ARREST SUMMARY .....	5-3
MAP - OREGON COUNTY MAP .....	5-4
TRAFFIC CRIME OFFENSES BY COUNTY - 1991 .....	5-5
FISH and GAME OFFENSES BY COUNTY - 1991 .....	5-6
MARINE VIOLATION OFFENSES BY COUNTY - 1991 .....	5-7

	<b>Page</b>
<b>SECTION - 6 STATEWIDE ARREST INFORMATION .....</b>	<b>6-1</b>
STATEWIDE ARRESTS BY AGE 1991 .....	6-3
STATEWIDE MALE ARRESTS BY AGE 1991 .....	6-4
STATEWIDE FEMALE ARRESTS BY AGE 1991 .....	6-5
STATEWIDE ARRESTS BY RACE 1991 .....	6-7
MAP - OREGON COUNTY MAP .....	6-8
STATE OF OREGON ARRESTS BY RACE & COUNTY 1991 .....	6-9
TOTAL ARRESTS FOR CRIMES AGAINST PERSONS BY RACE & COUNTY 1991 .....	6-10
TOTAL ARRESTS FOR CRIMES AGAINST PROPERTY BY RACE & COUNTY 1991 .....	6-11
TOTAL ARRESTS FOR BEHAVIORAL CRIMES BY RACE & COUNTY 1991 .....	6-12
<b>SECTION - 7 STATEWIDE LAW ENFORCEMENT EMPLOYEES and     OFFICER ASSAULTED INFORMATION .....</b>	<b>7-1</b>
LAW ENFORCEMENT EMPLOYEES - STATEWIDE - 1991 .....	7-3
LAW ENFORCEMENT EMPLOYEES - HISTORY .....	7-3
LAW ENFORCEMENT EMPLOYEES BY DEPARTMENT WITH OFFICER ASSAULTS - 1991 .....	7-4
STATEWIDE OFFICER ASSAULT 1991 .....	7-14
<b>SECTION - 8 AGENCY SUMMARY AND DETAIL TABLES .....</b>	<b>8-1</b>
<b>SECTION - 9 APPENDIX ABBREVIATED CRIME REPORTING DEFINITIONS .....</b>	<b>9-1</b>
CRIMES AGAINST PERSONS .....	9-3
CRIMES AGAINST PROPERTY .....	9-4
BEHAVIORAL CRIMES .....	9-5

## INTRODUCTION

The Oregon Uniform Crime Reporting (OUCR) program presents information in offense and arrests groupings of **Crimes Against Persons**, **Crimes Against Property** and **Behavioral Crimes**.

The offense groups are described below.

**Crimes Against Persons**: Criminal offenses where the victim is present and the act is violent, threatening or has the potential of being physically harmful.

Willful Murder	Extortion
Negligent Homicide	Robbery
Rape	Aggravated Assault
Other Sex Crimes	Simple Assault
Kidnapping	Purse-snatch

**Crimes Against Property**: Criminal offenses that involve taking something of value by theft or deception or the destruction of property.

Burglary	Fraud
Larceny	Embezzlement
Motor Vehicle Theft	Stolen Property (Buy, Sell, Posses)
Arson	Vandalism
Forgery/Counterfeit	

**Behavioral Crimes**: Criminal offenses that violate laws relating to personal conduct, responsibility and public order. Although not necessarily violent or property offenses in themselves, they may often contribute to other criminal acts.

Weapons Regulation Laws	Liquor Laws
Prostitution	Disorderly Conduct
Drug Laws	All Other Offenses (Except Traffic)
Gambling	Curfew Violations
Offenses Against Family	Runaway
D.U.I.I.	

**Traffic Crime, Fish & Game, and Marine Violations**: These three areas will be shown separately and are not included in crime totals listed above.

## **SECTION 1**

## **SUMMARY**

**This section presents an overview of Statewide Statistics  
relating to criminal Offenses and Arrests for 1991**



## **SUMMARY**

### Crime in Oregon

Crime in Oregon increased by 2.9% in 1991 when compared to 1990. Crime increased in 21 of the 36 counties in Oregon.

Crime in the five major populated counties is depicted in this summary as a visual overview of crime in Oregon. The counties of Clackamas, Lane, Marion, Multnomah and Washington represent 59.6% of the states population. These 5 counties reported 60.8% of the total crime in Oregon and 66.2% of the total Crimes Against Persons.

### **OREGON POPULATION**

Population estimates for Oregon are provided by the Center of Population Research and Census, Portland State University.

### **CRIMES AGAINST PERSONS**

Crimes Against Persons increased 0.8%.

#### **INCREASES REPORTED:**

Willful Homicide, Negligent Homicide, Rape, Other Sex Crimes, Kidnapping, Robbery and Purse-snatch all reported increases.

The Robbery total increased, but there were 21 fewer Bank Robberies in 1991 than in 1990.

#### **DECREASES REPORTED:**

Extortion, Aggravated Assault and Simple Assault all reported decreases.

### **CRIMES AGAINST PROPERTY**

Crimes Against Property increased 5.0%.

#### **INCREASES REPORTED:**

Burglary, Larceny, Motor Vehicle Theft, Arson, Forgery/Counterfeiting, Fraud, Stolen Property Offenses (Buy, Sell, Possess) and Vandalism all reported increases.

#### **DECREASES REPORTED:**

Embezzlement reported the only decrease.

## **BEHAVIORAL CRIMES**

Behavioral Crimes increased by 0.4%.

### **INCREASES REPORTED:**

Prostitution, Disorderly Conduct, "All Other", Juvenile Curfew and Juvenile Runaway all reported increases.

### **DECREASES REPORTED:**

Weapons Laws, Drug Laws, Gambling, Offenses Against Family, D.U.I.I. and Liquor Laws all reported decreases.

## **INDEX CRIME RATE**

The Index Crime Rate for 1991 was 579.7 per 10,000 population. This is a 1.3% increase from the 572.2 Rate for the same period of 1990. These rates are based on estimated population figures of 2,930,000 for July 1991 and 2,844,000 for July 1990.

## **ARRESTS IN OREGON**

Arrests = 150,062 (This excludes arrests for Traffic Crime, Fish & Game, or Marine)

The total number of arrests increased 0.6%

Arrests of Males remained the same.

Arrests of Females increased 2.9%

Arrests of Adults (persons 18 years and older) decreased 2.6%

Arrests of Juveniles (persons 17 years and younger) increased 11.7%

The increase in arrests of juveniles is reflected in all groupings of crime and most geographical areas of the state.

The decrease in arrests of adults is reflected in all groupings of crime.

## **1991 CRIMINAL OFFENSES BY POPULATION CENTER**

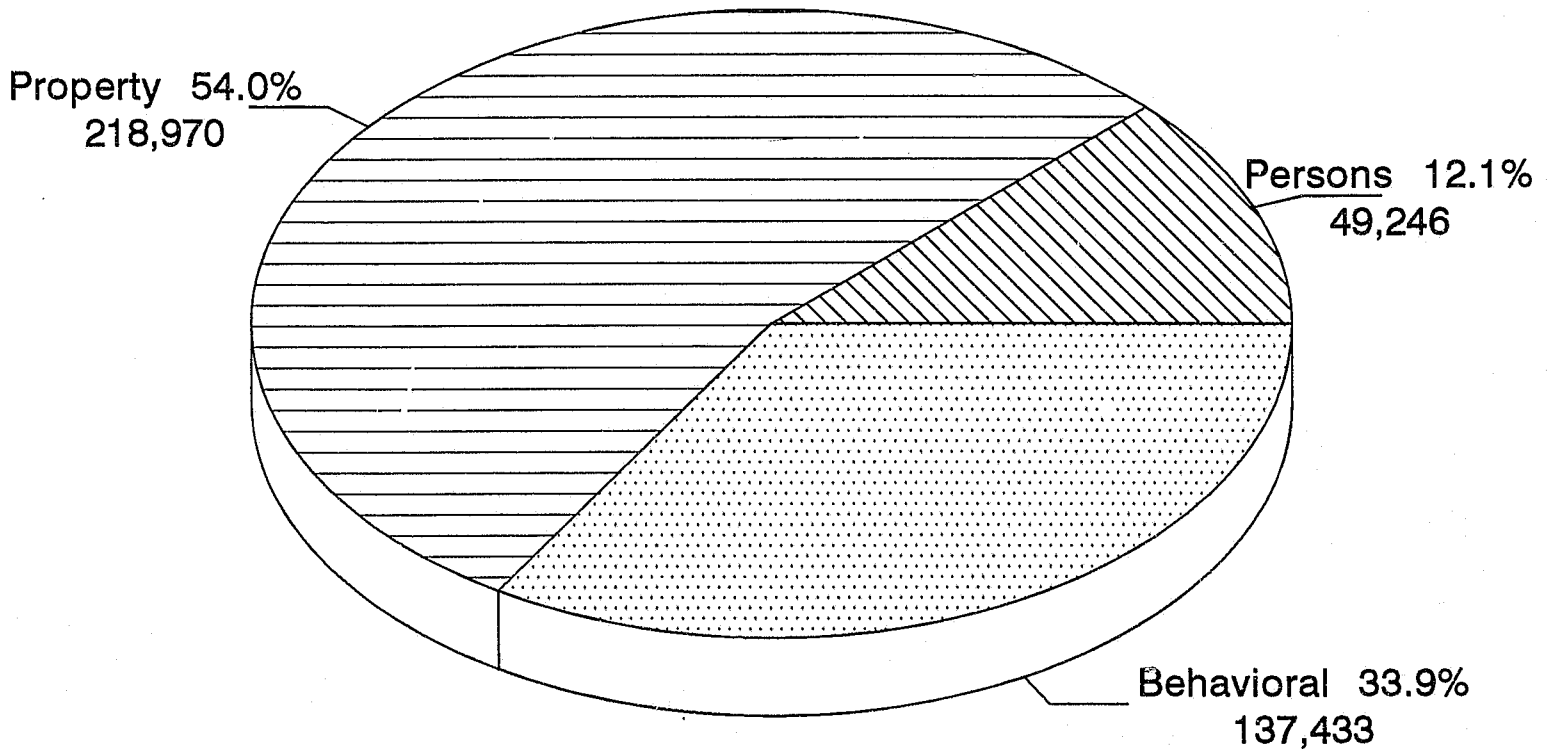
The cities of Portland, Salem and Eugene, combined, have 23.2% of the Oregon population and report 39.8% of the Crimes Against Persons, 36.1% of the Crimes Against Property, 25.0% of Behavioral Crimes and 32.9% of the Crime Total.

Multnomah, Clackamas, Washington, Marion and Lane Counties contain 59.6% of the State's population and report 60.9% of the Crime Total.

# TOTAL REPORTED OFFENSES

January through December 1991

---

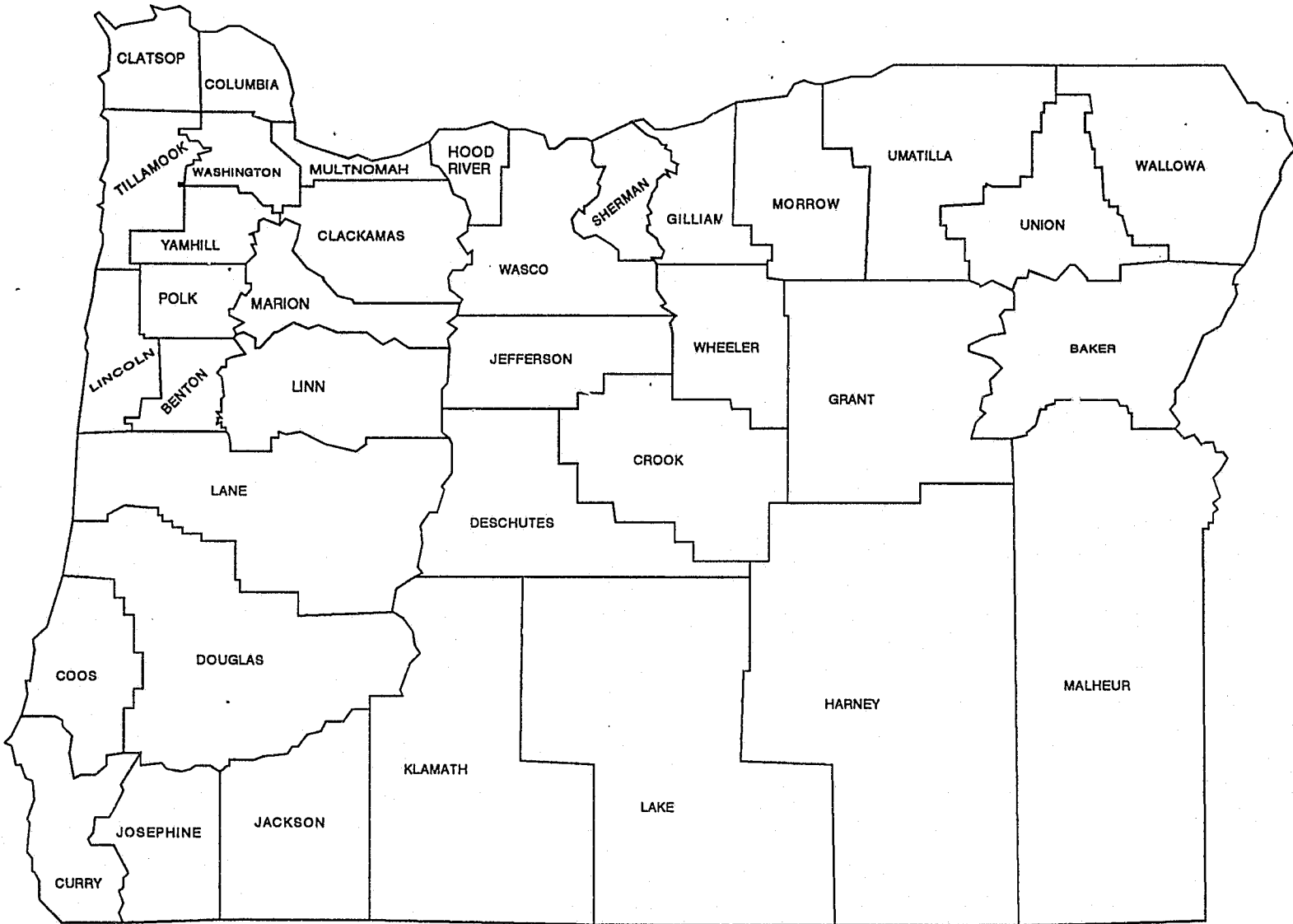


**Total Offenses = 405,649**

REPORTED OFFENSES					
	1990	1991	PERCENT CHANGE	RATE PER 10,000 1990	1991
<b>CRIMES AGAINST PERSONS</b>					
Willful Murder *	110	129	17.3	0.4	0.4
Negligent Homicide(1)	4	6	50.0	0.0	0.0
Forcible Rape *	1,330	1,552	16.7	4.7	5.3
Other Sex Crimes	6,705	7,372	9.9	23.6	25.2
Kidnapping	583	606	3.9	2.0	2.1
Extortion	52	47	-9.6	0.2	0.2
Robbery *	4,130	4,404	6.6	14.5	15.0
Purse-Snatch *	330	369	11.8	1.2	1.3
Aggravated Assault *	8,832	8,671	-1.8	31.1	29.6
Simple Assault	26,764	26,090	-2.5	94.1	89.0
TOTAL	48,840	49,246	0.8	171.7	168.1
<b>CRIMES AGAINST PROPERTY</b>					
Burglary *	32,353	34,283	6.0	113.8	117.0
Larceny *	100,767	104,627	3.8	354.3	357.1
Motor Vehicle Theft *	13,450	14,298	6.3	47.3	48.8
Arson *	1,443	1,517	5.1	5.1	5.2
Forgery/Counterfeiting	5,930	6,359	7.2	20.9	21.7
Fraud	12,312	12,327	0.1	43.3	42.1
Embezzlement	421	411	-2.4	1.5	1.4
Stolen Property	440	475	8.0	1.5	1.6
Vandalism	41,337	44,673	8.1	145.3	152.5
TOTAL	208,453	218,970	5.0	733.0	747.3
<b>BEHAVIORAL CRIMES</b>					
Weapon Laws	3,278	3,155	-3.8	11.5	10.8
Prostitution	626	1,297	107.2	2.2	4.4
Drug Laws	12,457	11,750	-5.7	43.8	40.1
Gambling	36	24	-33.3	0.1	0.1
Crimes Against Family	1,718	1,687	-1.8	6.0	5.8
D.U.I.I.	30,749	29,108	-5.3	108.1	99.3
Liquor Laws	15,710	15,476	-1.5	55.2	52.8
Disorderly Conduct	19,115	19,485	1.9	67.2	66.5
All Other	37,965	38,809	2.2	133.5	132.5
Curfew	3,984	4,449	11.7	14.0	15.2
Runaway Juvenile	11,272	12,193	8.2	39.6	41.6
TOTAL	136,910	137,433	0.4	481.4	469.1
GRAND TOTAL	394,203	405,649	2.9	1386.1	1384.5
*Index Total	162,745	169,850	4.4	572.2	579.7
Traffic Crime	24,506	23,619	-3.6	86.2	80.6
Fish & Game	9,318	7,804	-16.2	32.8	26.6
Marine	2,143	1,805	-15.8	7.5	6.2

(1) Negligent Homicide offenses are limited to non-vehicular circumstances.

# OREGON COUNTY MAP

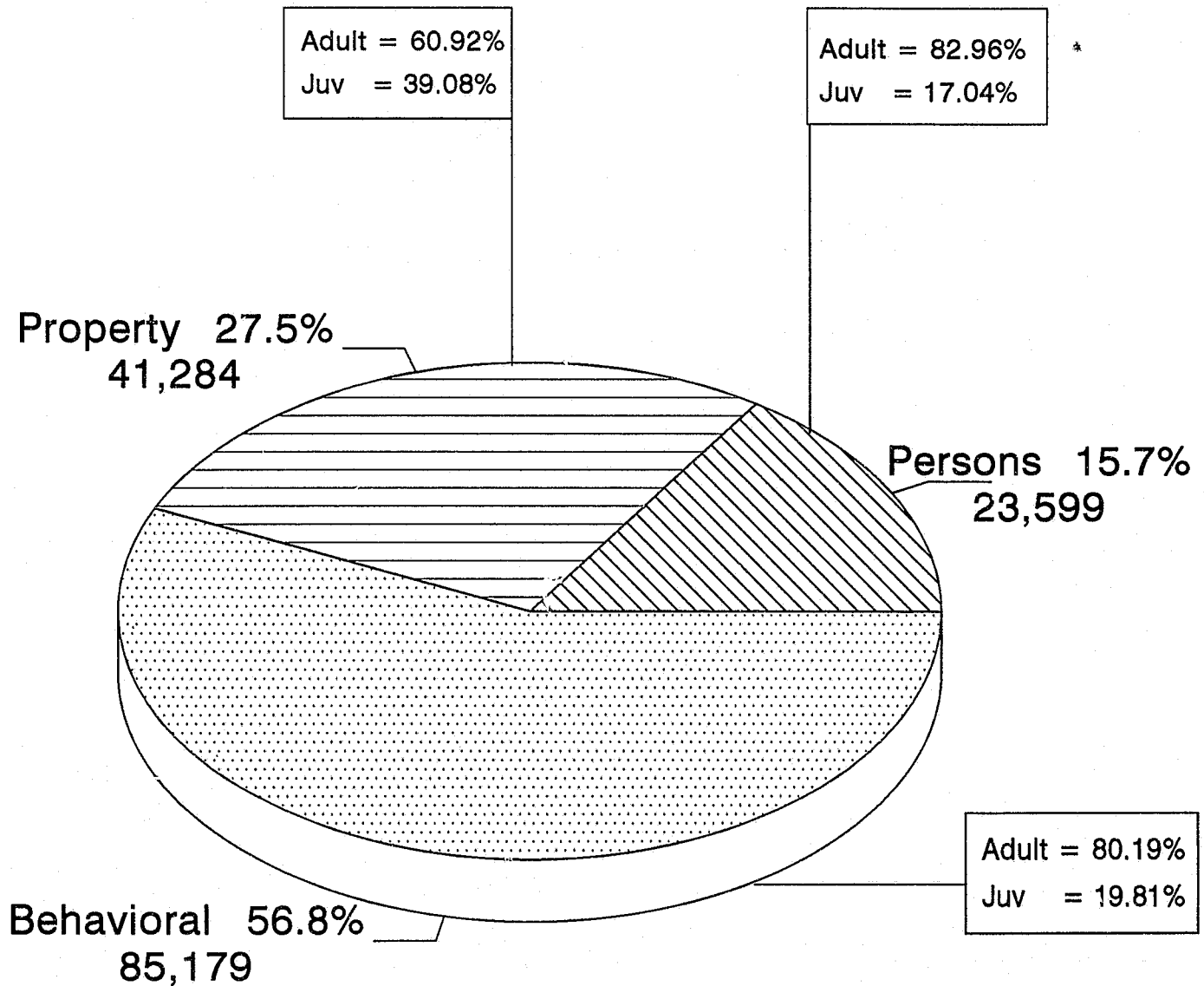


COUNTY FIVE YEAR PROFILE OF TOTAL CRIMES					
	1987	1988	1989	1990	1991
BAKER	1,742	1,614	1,745	2,109	2,419
BENTON	7,361	8,633	9,704	8,161	8,382
CLACKAMAS	24,361	24,765	23,844	25,995	27,157
CLATSOP	4,785	4,711	4,683	5,580	5,481
COLUMBIA	3,469	4,477	4,032	3,797	4,038
COOS	9,168	10,379	11,037	10,763	10,286
CROOK	1,412	1,330	1,660	1,944	1,917
CURRY	1,734	2,091	1,852	1,653	2,131
DESCHUTES	8,185	8,581	9,022	9,056	10,435
DOUGLAS	11,075	11,797	12,212	11,580	11,419
GILLIAM	103	96	94	72	114
GRANT	526	562	741	701	803
HARNEY	442	438	458	388	463
HOOD RIVER	1,634	1,616	1,710	1,619	1,904
JACKSON	18,773	19,903	20,065	20,479	19,979
JEFFERSON	1,726	1,912	1,885	1,703	1,909
JOSEPHINE	11,206	11,585	11,730	11,878	10,570
KLAMATH	8,075	7,989	7,615	7,079	6,105
LAKE	358	330	470	507	429
LANE	35,412	34,063	37,356	36,587	38,752
LINCOLN	5,485	5,789	6,391	6,592	6,591
LINN	12,885	13,171	16,081	18,868	18,015
MALHEUR	2,951	3,250	3,084	3,480	3,486
MARION	36,241	40,322	39,257	37,337	39,606
MORROW	767	731	689	890	923
MULTNOMAH	119,996	124,172	114,528	106,105	110,242
POLK	5,589	6,404	6,225	6,239	7,304
SHERMAN	129	146	135	144	138
TILLAMOOK	1,972	2,047	2,265	2,151	2,127
UMATILLA **	7,832	7,480	7,710	7,482	5,799
UNION	2,037	1,946	2,762	2,901	2,749
WALLOWA	389	375	416	420	454
WASCO	3,082	3,070	3,091	3,222	3,429
WASHINGTON	24,156	25,626	27,075	27,460	29,502
WHEELER	65	94	75	93	73
YAMHILL	7,921	9,318	8,980	9,168	10,518
TOTAL	383,044	400,813	400,679	394,203	405,649

\*\* Umatilla County - Pendleton Police Department submitted no reports for 1991

# TOTAL REPORTED ARRESTS

January through December 1991



**Total Arrests = 150,062**



REPORTED ARRESTS							
	1990			1991			TOTAL PERCENT CHANGE
	ADULT	JUVENILE	TOTAL	ADULT	JUVENILE	TOTAL	
<b>CRIMES AGAINST PERSONS</b>							
Willful Murder *	99	11	110	95	13	108	-1.8
Negligent Homicide (1)	16	1	17	13	1	14	-17.6
Forcible Rape *	388	66	454	391	87	478	5.3
Other Sex Crime	1,187	335	1,522	1,193	408	1,601	5.2
Kidnapping	97	12	109	68	13	81	-25.7
Extortion	19	14	33	8	13	21	-36.4
Robbery *	1,025	277	1,302	998	344	1,342	3.1
Purse-Snatch * (2)							
Aggravated Assault *	1,969	350	2,319	1,858	426	2,284	-1.5
Simple Assault	15,412	2,404	17,816	14,953	2,717	17,670	-0.8
TOTAL	20,212	3,470	23,682	19,577	4,022	23,599	-0.4
<b>CRIMES AGAINST PROPERTY</b>							
Burglary *	2,679	1,876	4,555	2,689	2,146	4,835	6.1
Larceny *	15,259	7,951	23,210	15,229	9,314	24,543	5.7
Motor Vehicle Theft *	1,612	1,168	2,780	1,486	1,251	2,737	-1.5
Arson *	138	247	385	215	274	489	27.0
Forgery/Counterfeiting	982	216	1,198	1,029	235	1,264	5.5
Fraud	1,337	152	1,489	1,361	135	1,496	0.5
Embezzlement	42	2	44	68	4	72	63.6
Stolen Property	373	148	521	331	215	546	4.8
Vandalism	2,787	2,098	4,885	2,741	2,561	5,302	8.5
TOTAL	25,209	13,858	39,067	25,149	16,135	41,284	5.7
<b>BEHAVIORAL CRIMES</b>							
Weapon Laws	1,777	297	2,074	1,736	357	2,093	0.9
Prostitution	575	42	617	1,320	32	1,352	119.1
Drug Laws	9,195	631	9,826	8,962	629	9,591	-2.4
Gambling	33	9	42	9	9	18	-57.1
Crimes Against Family	235	21	256	245	14	259	1.2
D.U.I.	28,450	360	28,810	26,909	317	27,226	-5.5
Liquor Laws	13,116	5,042	18,158	13,049	4,810	17,859	-1.6
Disorderly Conduct	3,834	787	4,621	3,671	807	4,478	-3.1
All Other	13,358	2,206	15,564	12,400	2,689	15,089	-3.1
Curfew		2,840	2,840		3,197	3,197	12.6
Runaway Juvenile		3,606	3,606		4,017	4,017	11.4
TOTAL	70,573	15,841	86,414	68,301	16,878	85,179	-1.4
GRAND TOTAL	115,994	33,169	149,163	113,027	37,035	150,062	0.6
*Index Total	23,169	11,946	35,115	22,961	13,855	36,816	4.8
Traffic Crime	15,032	687	15,719	14,337	622	14,959	-4.8
Fish & Game	8,303	400	8,703	6,993	324	7,317	-15.9
Marine	1,963	53	2,016	1,616	51	1,667	-17.3

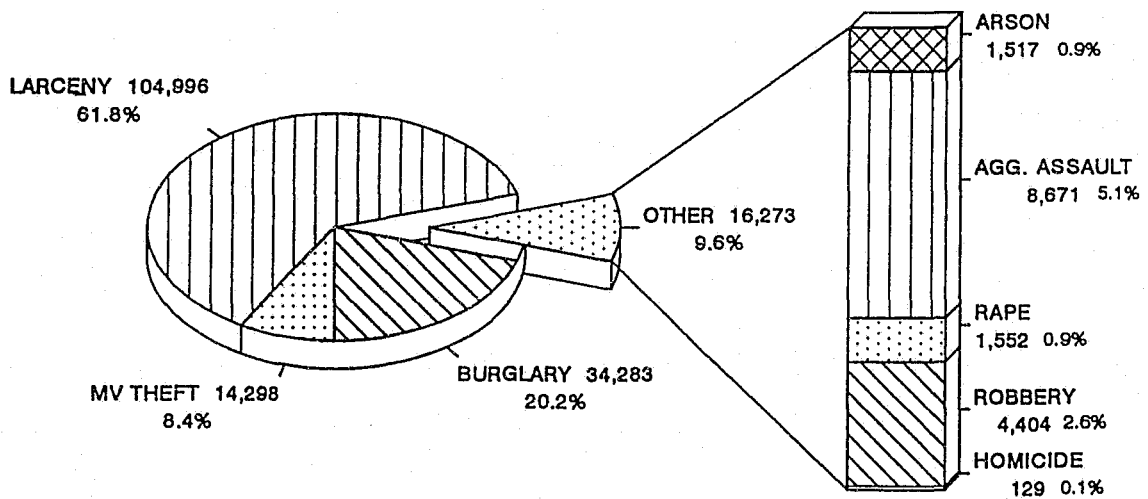
(1) Negligent Homicide arrests include both vehicular and non-vehicular circumstances.

(2) Arrests for Purse-snatch are included in the Larceny category.

# INDEX CRIME OFFENSES

			PERCENT CHANGE	RATE PER 10,000	
	1990	1991		1990	1991
INDEX					
Willful Murder	110	129	17.3	0.4	0.4
Forcible Rape	1,330	1,552	16.7	4.7	5.3
Robbery	4,130	4,404	6.6	14.5	15.0
Aggravated Assault	8,832	8,671	-1.8	31.1	29.6
Burglary	32,353	34,283	6.0	113.8	117.0
Larceny	101,097	104,996	3.9	355.5	358.3
Motor Vehicle Theft	13,450	14,298	6.3	47.3	48.8
Arson	1,443	1,517	5.1	5.1	5.2
INDEX TOTAL	162,745	169,850	4.4	572.2	579.7

## TOTAL REPORTED INDEX CRIME OFFENSES January through December 1991

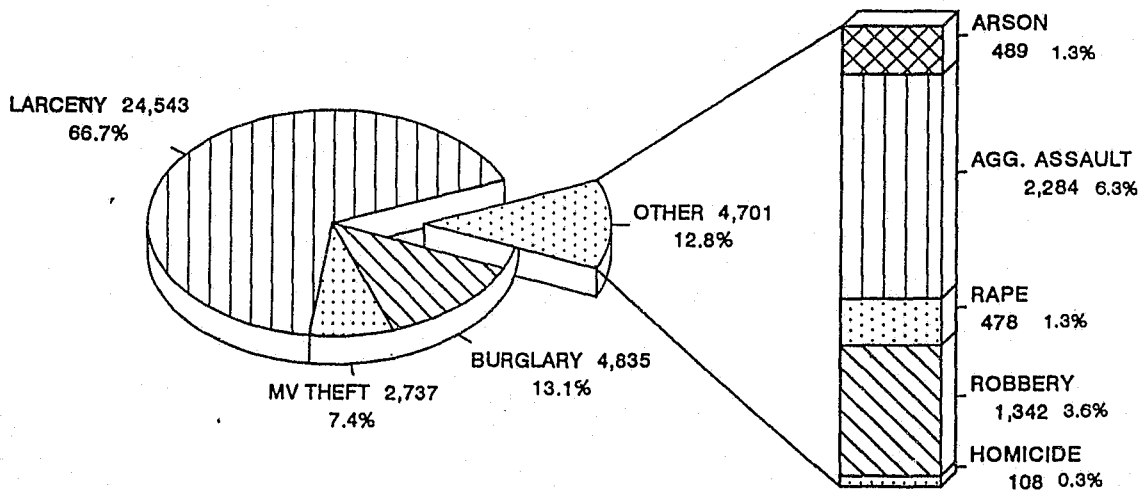


Total Index Crime = 169,850

# INDEX CRIME ARRESTS

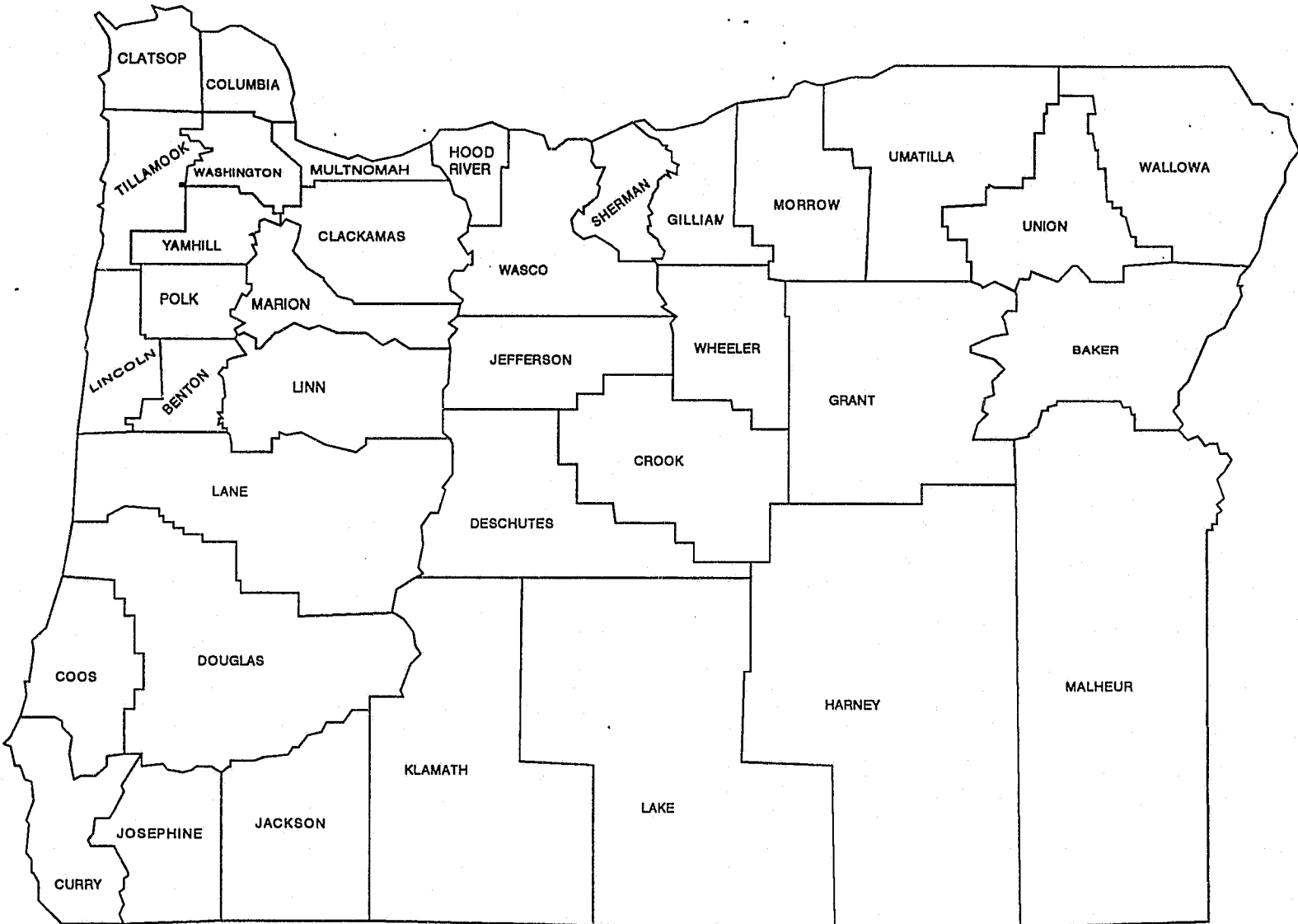
INDEX	1990			1991			PERCENT CHANGE
	ADULT	JUVENILE	TOTAL	ADULT	JUVENILE	TOTAL	
Willful Murder	99	11	110	95	13	108	-1.8
Forcible Rape	388	66	454	391	87	478	5.3
Robbery	1,025	277	1,302	998	344	1,342	3.1
Aggravated Assault	1,969	350	2,319	1,858	426	2,284	-1.5
Burglary	2,679	1,876	4,555	2,689	2,146	4,835	6.1
Larceny	15,259	7,951	23,210	15,229	9,314	24,543	5.7
Motor Vehicle Theft	1,612	1,168	2,780	1,486	1,251	2,737	-1.5
Arson	138	247	385	215	274	489	27.0
<b>INDEX TOTAL</b>	<b>23,169</b>	<b>11,946</b>	<b>35,115</b>	<b>22,961</b>	<b>13,855</b>	<b>36,816</b>	<b>4.8</b>

## TOTAL REPORTED INDEX CRIME ARRESTS January through December 1991



Total Index Arrests = 36,816

# OREGON COUNTY MAP



COUNTY FIVE YEAR PROFILE OF INDEX CRIMES					
	1987	1988	1989	1990	1991
BAKER	699	648	526	566	719
BENTON	3,467	4,003	4,044	3,226	2,992
CLACKAMAS	13,277	13,215	11,619	11,660	12,909
CLATSOP	1,994	1,850	1,634	1,497	1,471
COLUMBIA	1,249	1,252	1,281	981	1,079
COOS	3,380	3,524	3,299	3,020	2,855
CROOK	541	477	506	545	543
CURRY	708	865	776	662	774
DESCHUTES	3,837	3,753	3,978	3,801	4,685
DOUGLAS	4,562	4,781	4,275	3,631	3,779
GILLIAM	32	33	28	31	38
GRANT	173	177	218	235	243
HARNEY	163	202	156	151	181
HOOD RIVER	644	631	540	688	721
JACKSON	7,290	7,286	7,498	7,865	7,319
JEFFERSON	425	527	475	294	411
JOSEPHINE	3,812	3,713	3,398	3,267	2,944
KLAMATH	3,143	3,328	3,009	2,769	2,552
LAKE	132	87	132	116	138
LANE	18,571	16,882	17,050	15,685	16,417
LINCOLN	2,081	2,304	2,310	2,091	2,313
LINN	5,298	5,272	5,487	5,498	5,321
MALHEUR	1,247	1,199	1,105	1,114	1,227
MARION	16,129	17,618	15,348	14,322	15,636
MORROW	278	273	245	279	285
MULTNOMAH	75,957	78,909	64,333	57,194	59,423
POLK	2,099	2,243	1,980	1,843	2,061
SHERMAN	49	52	54	49	29
TILLAMOOK	652	582	611	586	659
UMATILLA **	3,029	2,859	2,810	2,560	2,044
UNION	709	743	864	997	870
WALLOWA	142	121	107	117	148
WASCO	1,298	1,239	1,134	1,154	1,305
WASHINGTON	12,944	13,540	12,597	11,750	13,005
WHEELER	27	39	25	37	31
YAMHILL	2,692	3,033	2,728	2,464	2,723
TOTAL	192,730	197,260	176,180	162,745	169,850

\*\* Umatilla County - Pendleton Police Department submitted no reports for 1991

UCR ACTUAL OFFENSE VOLUME BY MONTH

CLASSIFICATION OF OFFENSES	JAN	FEB	MAR	APR	MAY	JUN	JUL	AUG	SEP	OCT	NOV	DEC	PRIOR UNF	TOTAL ACTUAL
PART 1 & PART 2														
01. HOMICIDE														
1. WILLFUL MURDER	7	6	9	9	8	13	10	15	9	8	10	10		114
2. AGGRAVATED MURDER	2	1		1			2	1	4	3		2		16
3. NEGL. NON TRAFFIC		2					3			2			1	7
4. TRAFFIC DEATH ARRSTS														
TOTAL	9	9	9	10	8	13	15	16	13	13	10	12	1	137
02. RAPE (FORCIBLE)														
1. FORCIBLE	112	94	110	104	96	106	133	148	116	152	90	89	28	1350
2. ATTEMPT RAPE-FORCE	10	8	10	17	28	20	20	19	29	32	24	16	3	233
TOTAL	122	102	120	121	124	126	153	167	145	184	114	105	31	1583
03. ROBBERY														
1. HIGHWAY	193	155	161	124	133	124	143	153	171	199	166	190	4	1912
2. BUSINESS	85	88	97	76	84	64	75	59	54	73	95	86		936
3. SERVICE STATION	12	12	9	14	12	3	8	7	9	9	5	6		106
4. CONVENIENCE STORE	32	57	31	32	26	26	37	46	63	48	60	33	2	491
5. RESIDENCE	25	35	32	30	39	24	32	32	25	29	21	30		354
6. BANK	17	14	7	12	8	11	22	12	23	19	15	22		182
9. OTHER	42	25	29	25	42	33	37	54	40	39	30	35	2	431
TOTAL	406	386	366	313	344	285	354	363	385	416	392	402	8	4412
04. AGGRAVATED ASSAULT														
1. AGGRAVATED	644	584	681	693	717	748	842	797	785	697	649	635	8	8472
3. ATTEMPTED MURDER	9	23	10	17	11	21	21	24	14	22	23	12		207
TOTAL	653	607	691	710	728	769	863	821	799	719	672	647	8	8679
05. BURGLARY														
1. RESIDENCE	1734	1718	1723	1645	1789	1684	1887	1927	1904	1641	1796	2017	48	21465
2. BUSINESS	781	644	691	730	715	645	641	690	657	606	662	794	6	8256
3. OTHER STRUCTURE	417	396	423	387	423	400	412	380	349	360	316	359	6	4622
TOTAL	2932	2758	2837	2762	2927	2729	2940	2997	2910	2607	2774	3170	60	34343
06. LARCENY														
1. PICKPOCKET	15	9	18	8	10	23	15	17	17	12	12	16		172
2. PURSES/NATCH	22	30	24	28	21	31	34	40	44	28	27	40		369
3. SHOPLIFT	1698	1600	1674	1565	1695	1632	1568	1506	1467	1640	1603	1721	5	19369
4. FROM MOTOR VEHICLES	2295	2203	2312	2279	2225	2164	2214	2210	2063	2233	2174	2479	20	26851
5. MOTOR VEH. PART/ACC.	1163	1114	1181	1208	1297	1129	1046	1026	1189	1198	1254	1193	1	13998
6. BICYCLES	453	567	517	618	711	845	1001	1048	1061	959	639	501	10	8920
7. FROM PUBLIC BUILDING	766	697	641	716	694	612	591	538	628	734	670	670	17	7957
8. FROM COIN-OP MACHINE	53	40	65	47	53	56	101	39	41	32	41	61		629
9. ALL OTHERS	2149	2081	2104	2193	2258	2285	2475	2473	2201	2235	1904	2521	95	26879
TOTAL	8614	8341	8536	8662	8964	8777	9045	8897	8711	9071	8324	9202	148	105144
07. MOTOR VEHICLE THEFT														
1. AUTOMOBILES	785	654	807	827	773	702	714	854	861	815	782	954	56	9528
2. TRUCKS AND BUSES	263	260	261	288	338	314	277	291	325	314	314	338	15	3583
3. MOTORCYCLES	64	75	87	93	96	90	97	121	104	92	62	57	2	1038
4. SNOWMOBILES	4	1	1	7	1				1		3			18
9. OTHER VEHICLES	12	19	18	20	19	17	21	18	18	14	11	17		204
TOTAL	1128	1009	1174	1235	1227	1123	1109	1284	1309	1235	1172	1366	73	14371
08. SIMPLE ASSAULT	2018	1970	2048	2022	2252	2290	2507	2541	2355	2083	1972	2062	30	26120
09. ARSON	90	88	119	147	119	114	143	155	141	163	113	131	6	1523
10. FORGERY/COUNTERFEIT	611	560	459	498	530	553	556	489	583	518	437	585	20	6379
11. FRAUD	1127	974	1046	891	968	1107	1147	935	923	1299	873	1066	29	12356
12. EMBEZZLEMENT	35	31	28	31	21	36	41	31	31	56	27	43		411
13. STOLEN PROPERTY	35	32	45	44	38	43	35	37	40	49	38	39		475
14. VANDALISM	3412	3437	3591	3398	3609	3980	3844	4032	3642	3691	3788	4269	20	44693
15. WEAPON LAWS	274	258	267	282	253	253	300	245	253	270	259	242	1	3156
16. PROSTITUTION	118	110	111	88	129	178	86	84	66	161	118	48		1297
17. SEX CRIMES	536	593	595	686	627	617	726	656	664	752	502	517	99	7471
18. DRUG LAWS	897	894	982	963	961	905	905	1128	1204	1084	906	929	8	11758
19. GAMBLING	2	3	1	1		1	2	4	3	3		4		24
20. OFF AGAINST FAMILY	115	107	150	149	112	150	163	159	161	184	124	124	11	1698
21. DRIVING UNDER INFLU	2384	2420	2710	2553	2448	2442	2398	2375	2357	2369	2336	2296		29108
22. LIQUOR LAWS	902	1153	1182	1236	1333	1547	1721	1690	1567	1312	1000	833		15476
24. DISORDERLY CONDUCT	1472	1454	1472	1533	1646	1748	1852	1971	1734	1729	1463	1428	17	19502
25. KIDNAPPING	44	48	43	66	70	45	47	47	48	53	52	45	2	608
26. ALL OTHER	2892	2924	3104	3047	3265	3301	3788	3889	3490	3262	2971	2963	40	38896
28. CURFEW	213	220	290	242	268	491	596	653	349	426	337	364		4449
29. RUNAWAY	950	1033	975	1060	1030	900	914	961	1105	1291	1027	951	4	12197

OFFENSES BY MONTH - 1991  
(Includes offenses which were later unfounded)

OFFENSE SUMMARY BY DAY OF WEEK

CLASSIFICATION OF ACTIVITY	OFFENSE COUNT	SUNDAY	MONDAY	TUESDAY	WEDNESDAY	THURSDAY	FRIDAY	SATURDAY	UNKNOWN
PART 1 & PART 2									
01. HOMICIDE									
1. WILLFUL MURDER	127	22	18	20	12	18	15	16	6
2. AGGRAVATED MURDER	16	2	3	2		4	2	1	2
3. NEGL. NON TRAFFIC	7	2	1	2			1	1	
TOTAL	150	26	22	24	12	22	18	18	8
02. RAPE (FORCIBLE)									
1. FORCIBLE	1400	142	152	195	154	147	175	215	220
2. ATTEMPT RAPE-FORCE	238	28	24	33	26	27	34	35	31
TOTAL	1638	170	176	228	180	174	209	250	251
03. ROBBERY									
1. HIGHWAY	1922	244	271	254	272	263	315	300	3
2. BUSINESS	940	108	131	127	134	148	141	151	
3. SERVICE STATION	108	13	16	12	14	20	19	14	
4. CONVENIENCE STORE	494	78	75	77	76	55	65	68	
5. RESIDENCE	362	55	52	55	41	48	58	48	5
6. BANK	182	1	34	35	34	33	41	4	
9. OTHER	445	70	62	74	39	47	67	85	1
TOTAL	4453	569	641	634	610	614	706	670	9
04. AGGRAVATED ASSAULT									
1. AGGRAVATED	8664	1338	1096	1147	1084	1132	1278	1528	61
3. ATTEMPTED MURDER	207	28	34	26	23	27	26	41	2
TOTAL	8871	1366	1130	1173	1107	1159	1304	1569	63
05. BURGLARY									
1. RESIDENCE	21880	2273	2761	3004	2773	2888	3056	2602	2523
2. BUSINESS	8305	1098	1081	988	973	960	1144	1107	954
3. OTHER STRUCTURE	4665	505	535	513	518	459	592	575	968
TOTAL	34850	3876	4377	4505	4264	4307	4792	4284	4445
06. LARCENY									
1. PICKPOCKET	177	17	26	26	33	20	32	21	2
2. PURSES/NATCH	385	45	58	62	55	40	70	54	1
3. SHOPLIFT	19434	2584	2588	2608	2692	2722	3019	3119	102
4. FROM MOTOR VEHICLES	26996	3613	3531	3317	3355	3430	3588	3792	2370
5. MOTOR VEH. PART/ACC.	14033	1824	1924	1781	1782	1871	1942	1795	1114
6. BICYCLES	9072	1058	1261	1255	1237	1201	1250	1195	615
7. FROM PUBLIC BUILDING	8022	782	1076	1151	1061	1121	1292	933	606
8. FROM COIN-OP MACHINE	630	57	87	130	54	92	66	76	68
9. ALL OTHERS	27696	2944	3368	3424	3177	3338	3913	3454	4078
TOTAL	106445	12924	13919	13754	13446	13835	15172	14439	8956
07. MOTOR VEHICLE THEFT									
1. AUTOMOBILES	9984	1281	1230	1345	1300	1233	1428	1496	671
2. TRUCKS AND BUSES	3684	439	454	455	436	497	503	522	378
3. MOTORCYCLES	1056	134	116	128	109	122	142	177	128
4. SNOWMOBILES	18	1	1	1		1	1	7	6
9. OTHER VEHICLES	214	20	22	24	21	16	35	35	41
TOTAL	14956	1875	1823	1953	1866	1869	2109	2237	1224
08. SIMPLE ASSAULT									
09. ARSON	26669	4218	3295	3438	3273	3531	3925	4658	331
10. FORGERY/COUNTERFEIT	1532	217	233	203	209	188	225	223	34
11. FRAUD	6434	683	975	946	896	859	943	696	436
12. EMBEZZLEMENT	12494	1535	1718	1706	1611	1625	1868	1599	832
13. STOLEN PROPERTY	414	37	45	61	48	25	44	26	128
14. VANDALISM	478	52	65	61	70	68	75	59	28
15. WEAPON LAWS	45090	6102	5524	5139	5015	5253	6642	7581	3834
16. PROSTITUTION	3181	393	407	442	436	444	540	499	20
17. SEX CRIMES	1301	98	77	134	132	227	424	194	15
18. DRUG LAWS	7772	714	840	986	858	826	931	829	1788
19. GAMBLING	11797	1204	1440	1605	1719	1841	2211	1711	66
20. OFF AGAINST FAMILY	24	1	3	3	1	4	7	2	3
21. DRIVING UNDER INFLU	2010	223	269	277	283	265	333	252	108
22. LIQUOR LAWS	29108	5813	2629	2785	2759	3295	4653	7170	4
24. DISORDERLY CONDUCT	15558	2430	1235	1503	1404	1703	3261	3911	111
25. KIDNAPPING	20106	2770	2599	2639	2576	2524	2993	3290	715
26. ALL OTHER	634	89	103	87	88	72	88	82	25
28. CURFEW	40226	4964	5369	5678	5413	5465	6064	5920	1353
29. RUNAWAY	4449	851	502	493	442	512	533	1115	1
	12309	1431	1840	1818	1689	1687	2106	1498	245

OFFENSES BY DAY OF WEEK - 1991  
(Includes offenses which were later unfounded)

OFFENSES BY PREMISE TYPE

	01	02-17	03	04-08	05	06	07	09	10-11-12	14	18	22-24	OTHER	TOTAL
	HOM	SEX	ROBB	ASLT	BURG	LARC	MVT	ARSON	F/F/E	VAND	DRUGS	LQ/DC		
10 SINGLE FAMILY RESID.	31	4801	219	12343	16436	9810	886	281	891	7934	1959	8175	17066	80832
11 APT/PLEX/CONDOMINIUM	11	1264	151	5583	4430	2973	222	86	239	1877	423	2595	4099	23953
12 CLUB/DORMITORY	3	81	3	268	351	364	9	43	32	145	15	88	562	1964
13 CABIN		5		13	104	9	2	3	3	13	2	3	7	164
14 HOTEL/MOTEL	7	118	76	307	246	760	34	5	240	279	144	213	338	2767
20 PUBLIC SAFETY FACIL.		57	2	210	32	159	8	15	29	208	276	126	937	2059
21 GOVT.OFFICE/SERVICE	1	25	1	84	169	433	7	23	115	273	42	117	782	2072
22 PUB.SCHOOL/COLLEGE		207	34	1149	783	2970	35	153	70	1528	113	658	1320	9020
23 AUDITORIUM		5	2	59	30	120	1	1	6	55	8	114	42	443
24 AIRPORT/DEPOT			5	16	15	132	6		34	35	7	26	97	373
25 CHURCH		35	4	22	413	222	15	10	3	345	2	35	111	1217
26 PVT.SCHOOL/COLLEGE		65		121	111	349	10	7	7	117	11	61	236	1095
27 HOSPITAL		17	1	56	13	323	17	5	24	38	17	58	130	699
30 RESTAURANT		55	155	357	812	1343	31	17	858	514	43	411	631	5227
31 THEATER		2	7	23	27	89	3	3	6	37	4	23	36	260
32 B ALLEY/RINK/ARCADE		8	6	42	27	168	5	1	73	36	3	31	44	444
33 NIGHT CLUB/TAVERN	3	10	40	1116	262	815	28	7	268	289	179	1288	883	5188
34 FINANCIAL	1	8	186	12	69	219	2	4	1071	138	6	20	68	1804
35 SERVICES		15	108	147	572	1243	48	11	1283	425	13	132	269	4266
36 MEDICAL/DENTAL		15	4	21	315	202	2		48	140	15	27	69	867
37 PHARMACY/DRUGSTORE		2	16	10	31	305			111	32	95	18	21	641
38 GROCERY		16	325	251	356	8544	48	9	4178	233	60	553	703	15276
39 CONVENIENCE STORE		35	514	234	296	3695	15	7	513	236	23	379	433	6380
40 DEPARTMENT/VARIETY		29	179	120	276	7395	9	3	1741	167	82	129	521	10651
41 APPAREL		10	25	11	132	820		1	304	66	3	20	37	1429
42 JEWELRY/CAMERA		1	6	1	34	114			69	12	1	2	5	245
43 FURNITURE/APPLIANCE		2	1	89	98				78	73		10	25	378
44 HARDWARE/SPORT.GOODS			10	10	142	342		2	137	63		7	130	843
45 MOTOR VEHICLE SALES	1	30	15	100	386	3061	426	3	467	1874	32	76	222	6693
46 MARINE			1	2	30	63	3	1	16	12		1	9	138
47 CONSTRUCTION				3	230	242	9	1	34	110	3	8	27	667
48 LIQUOR/BEVERAGE		3	3	5	42	40	2		27	19	2	18	5	166
49 OTHER BUSINESS	1	151	103	327	3288	4102	161	56	1614	1919	69	510	1378	13679
50 FACTORY/WAREHOUSE	2	6	18	48	585	899	16	10	183	173	7	27	99	2073
51 OTH.RESIDENCE BLDGS.		17	6	42	1563	577	114	19	2	207	12	19	99	2677
52 OTHER FARM BLDGS.		23		10	396	171	32	8		57	12	6	37	752
53 DOCK/PIER/WHARF		4		10	11	123	6	1	1	17	3	6	22	204
59 OTHER BUILDINGS		17	9	49	682	438	15	25	52	324	14	52	140	1817
60 STREET/ALLEY/SIDEWLK	13	721	1540	6469	101	16099	4815	184	314	9740	1844	7167	7209	56216
61 FREEWAY		19	10	160	2	69	51	30	19	55	359	103	366	1243
62 OTHER ROAD	4	88	22	458	25	541	189	57	50	639	697	1062	1410	5242
63 BRIDGE/VIADUCT/TUNNL	1	10	13	18	3	24	2	1	1	31	6	45	76	230
64 PARKING LOT/DRIVEWAY	5	266	313	2236	117	23426	5804	103	148	8988	447	2240	2486	46579
70 GOLF COURSE		1	1	6	37	76	9	1	2	63		7	16	219
71 PARK/CAMPGRND/BEACH	1	189	94	591	46	1008	52	28	17	824	226	1057	674	4807
72 WATER/SHORELINE	3	48	6	85	4	271	8	4	2	64	40	154	297	986
73 CEMETERY		3	1	6	3	34		2		84	3	17	33	186
74 YARDS/RELATED AREA	2	199	31	907	50	5955	243	96	34	2820	68	727	4127	15259
75 DEV.FARMLAND/PASTURE	1	8	1	27	6	256	17	6	2	163	9	25	300	821
76 LOGGING SITE			1	1	1	99	4		1	32	3	2	11	155
77 WOODS/FOREST/MTS.	1	50	9	38	6	339	9	21	2	83	131	43	249	981
79 OTHER AREA	6	265	44	494	132	2111	196	44	252	836	376	901	1493	7150
UNKNOWN	52	404	131	861	531	2405	1332	124	3671	648	3888	6072	81797	1916
TOTAL	150	9410	4453	35540	34850	6445	14956	1532	19342	45090	11797	35664	32184	51413

OFFENSES BY TYPE OF LOCATION WHERE CRIME OCCURRED - 1991  
 (Includes offenses which were later unfounded)



OFFENSE SUMMARY BY TIME OF OCCURRENCE

CLASSIFICATION OF ACTIVITY	OFFENSE COUNT	MID	2 AM	4 AM	6 AM	8 AM	10 AM	12 N	2 PM	4 PM	6 PM	8 PM	10 PM	DAY	NIGHT	UNKNOWN
		TO 2 AM	TO 4 AM	TO 6 AM	TO 8 AM	TO 10AM	TO 12 N	TO 2 PM	TO 4 PM	TO 6 PM	TO 8 PM	TO 10PM	TO 12MID			
PART 1 & PART 2																
01. HOMICIDE																
1. WILLFUL MURDER	127	16	13	3	4	3	2	4	2	7	9	10	16	30	75	22
2. AGGRAVATED MURDER	16	1			2	1	1				1	6	4	8	8	4
3. NEGL. NON TRAFFIC	7	1							1	3		1	4	3	3	
TOTAL	150	18	13	3	6	4	3	4	3	10	10	11	23	38	86	26
02. RAPE (FORCIBLE)																
1. FORCIBLE	1400	119	100	45	14	23	41	51	59	39	63	86	96	288	693	419
2. ATTEMPT RAPE-FORCE	238	28	27	11	8	7	4	5	4	10	10	19	24	43	144	51
TOTAL	1638	147	127	56	22	30	45	56	63	49	73	105	120	331	837	470
03. ROBBERY																
1. HIGHWAY	1922	228	180	61	41	51	50	93	121	168	194	299	299	557	1347	18
2. BUSINESS	940	53	47	20	8	15	52	70	97	126	136	152	92	400	533	7
3. SERVICE STATION	108	11	8	7	7	6	3	3	2	1	12	21	21	22	85	1
4. CONVENIENCE STORE	494	84	68	37	9	7	6	9	7	23	46	62	111	67	426	1
5. RESIDENCE	362	40	23	16	7	8	16	15	36	22	34	47	39	112	235	15
6. BANK	182	1			1	4	35	43	43	36	3	1	4	172	10	
9. OTHER	445	46	33	13	8	12	16	34	28	52	57	48	50	160	277	8
TOTAL	4453	463	359	154	81	103	178	267	334	428	482	630	616	1490	2913	50
04. AGGRAVATED ASSAULT																
1. AGGRAVATED	8664	937	627	225	142	247	334	447	707	861	991	1151	1260	2917	5550	197
3. ATTEMPTED MURDER	207	22	28	4	3	4	5	5	15	14	22	23	33	52	142	13
TOTAL	8871	959	655	229	145	251	339	452	722	875	1013	1174	1293	2969	5692	210
05. BURGLARY																
1. RESIDENCE	21880	721	440	261	290	590	640	757	799	699	783	726	697	8270	6725	6885
2. BUSINESS	8305	571	558	275	144	173	111	100	127	249	249	281	385	1111	4638	2556
3. OTHER STRUCTURE	4665	173	124	50	69	136	126	121	123	144	101	117	132	953	1510	2202
TOTAL	34850	1465	1122	586	503	899	877	978	1049	1092	1133	1124	1214	10334	12873	11643
06. LARCENY																
1. PICKPOCKET	177	12	17	3	2	7	9	9	22	18	15	11	15	81	87	9
2. PURSES/NATCH	385	14	10	3	5	18	25	46	53	46	54	46	26	207	163	15
3. SHOPLIFT	19434	1004	606	168	124	390	1288	2543	3553	3838	2528	1656	1246	11904	7272	258
4. FROM MOTOR VEHICLES	26996	1058	672	383	425	779	812	773	881	1012	914	939	998	7097	12261	7638
5. MOTOR VEH. PART/ACC.	14033	543	433	193	161	338	303	329	353	392	384	477	418	3272	7217	3544
6. BICYCLES	9072	360	84	34	112	278	280	409	617	713	534	489	332	3368	3097	2607
7. FROM PUBLIC BUILDING	8022	274	106	28	52	267	426	526	554	476	355	259	237	4042	2079	1901
8. FROM COIN-OP MACHINE	630	40	78	10	22	18	30	28	18	15	29	27	41	154	324	152
9. ALL OTHERS	27696	1213	393	199	343	1220	1444	1745	1804	1712	1284	1166	849	10690	7787	9219
TOTAL	106445	4518	2399	1021	1246	3315	4617	6408	7855	8222	6097	5070	4162	40815	40287	25343
07. MOTOR VEHICLE THEFT																
1. AUTOMOBILES	9984	430	314	163	162	221	253	248	266	345	304	378	348	2786	5219	1979
2. TRUCKS AND BUSES	3684	139	102	67	62	74	82	74	81	92	88	117	124	908	1808	968
3. MOTORCYCLES	1056	53	31	12	15	30	26	29	30	32	37	30	37	248	428	380
4. SNOWMOBILES	18														3	15
9. OTHER VEHICLES	214	10	4	3	3	7	11	9	5	8	3	3	5	57	51	106
TOTAL	14956	632	451	245	242	332	372	360	382	477	433	528	514	3999	7509	3448
08. SIMPLE ASSAULT	26669	2843	1896	596	450	858	1214	1521	2159	2459	2979	3530	3678	9217	16601	851
09. ARSON	1532	167	165	87	45	55	61	105	95	93	103	152	150	485	924	123
10. FORGERY/COUNTERFEIT	6434	590	23	21	24	306	451	647	633	531	284	165	64	2943	1212	2279
11. FRAUD	12494	1134	235	71	89	763	751	1367	866	780	589	414	243	5375	2875	4244
12. EMBEZZLEMENT	414	23	2	3	6	19	19	28	26	22	27	13	12	131	88	195
13. STOLEN PROPERTY	478	33	13	7	10	22	49	47	56	50	27	42	24	243	157	78
14. VANDALISM	45090	3187	1903	665	893	1896	1694	1683	2044	2397	2483	2999	3572	12482	22515	10093
15. WEAPON LAWS	3181	370	202	71	52	182	185	220	256	334	308	382	436	1277	1816	88
16. PROSTITUTION	1301	179	73	10	3	13	52	74	78	77	165	271	282	298	980	23
17. SEX CRIMES	7772	422	173	78	104	366	429	458	539	550	367	378	337	2722	2082	2968
18. DRUG LAWS	11797	1025	619	194	259	622	905	982	1207	1163	1411	1610	1337	5238	6260	299
19. GAMBLING	24					1	2	2	2	3	6	3	2	8	11	5
20. OFF AGAINST FAMILY	2010	86	39	11	38	131	193	178	237	247	227	180	97	1072	675	263
21. DRIVING UNDER INFLU	29108	7959	6978	822	159	175	272	404	550	1038	1889	3423	5427	2599	26498	11
22. LIQUOR LAWS	15558	3130	1512	355	100	228	388	571	764	1002	1354	2194	3331	3087	12178	293
24. DISORDERLY CONDUCT	20106	2115	1174	321	283	842	1133	1411	1784	1978	2073	2350	2722	7731	11089	1286
25. KIDNAPPING	634	54	39	15	12	23	34	19	47	44	46	61	66	216	355	63
26. ALL OTHER	40226	2883	1645	749	1051	2867	3366	3470	3952	4084	3830	3742	3714	19760	17641	2825
28. CURFEW	4449	2351	1527	175	14	7	23	35	4	2	3	25	271	85	4352	12
29. RUNAWAY	12309	540	154	83	603	1036	751	952	1359	1461	1405	1399	1067	6484	4963	862

OFFENSES BY TIME OF OCCURRENCE - 1991  
(Includes offenses which were later unfounded)

**SECTION 2**

**STATEWIDE**

**CRIMES AGAINST PERSONS**

**OFFENSE and ARREST PROFILE**

# OREGON CRIME CLOCK

1 Crime Against Persons every 10.6 minutes

1 Homicide every  
2.8 days

1 Neg. Homicide  
every 8.6 weeks

1 Other Sex Crime  
every 1.8 hours

1 Rape every  
5.6 hours

1 Kidnap every  
14.7 hours

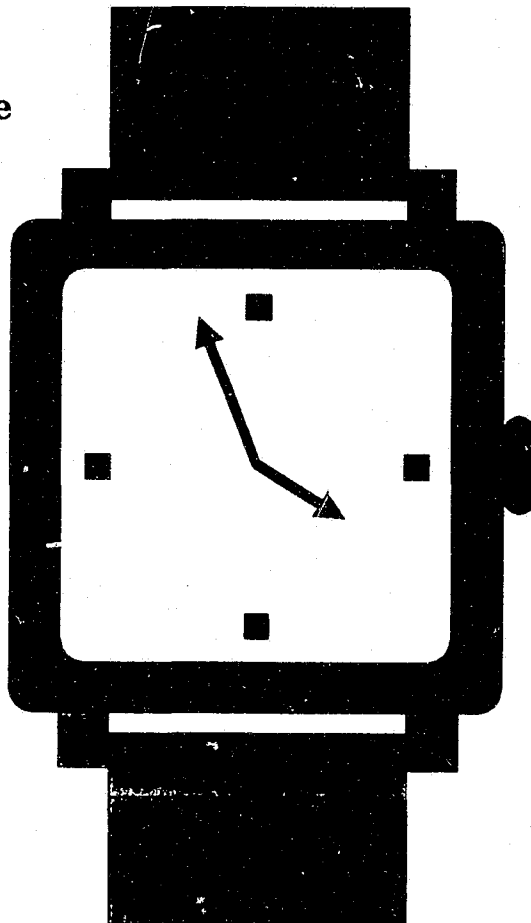
1 Extortion every  
7.7 days

1 Aggravated Assault  
every 1.0 hour

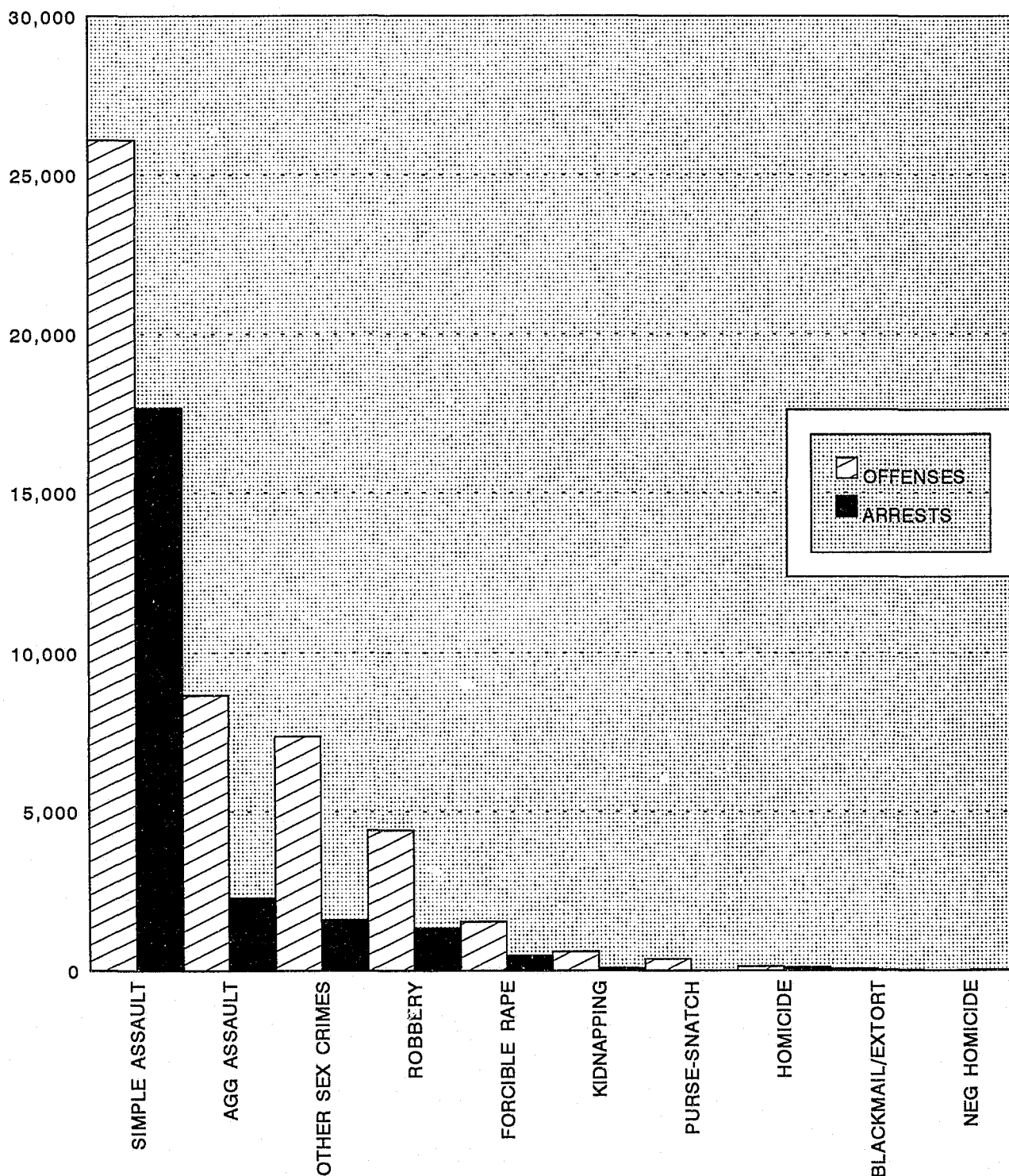
1 Simple Assault every  
20.0 minutes

1 Robbery every  
2.0 hours

1 Purse-Snatch every  
23.7 hours



# STATEWIDE CRIMES AGAINST PERSONS 1991

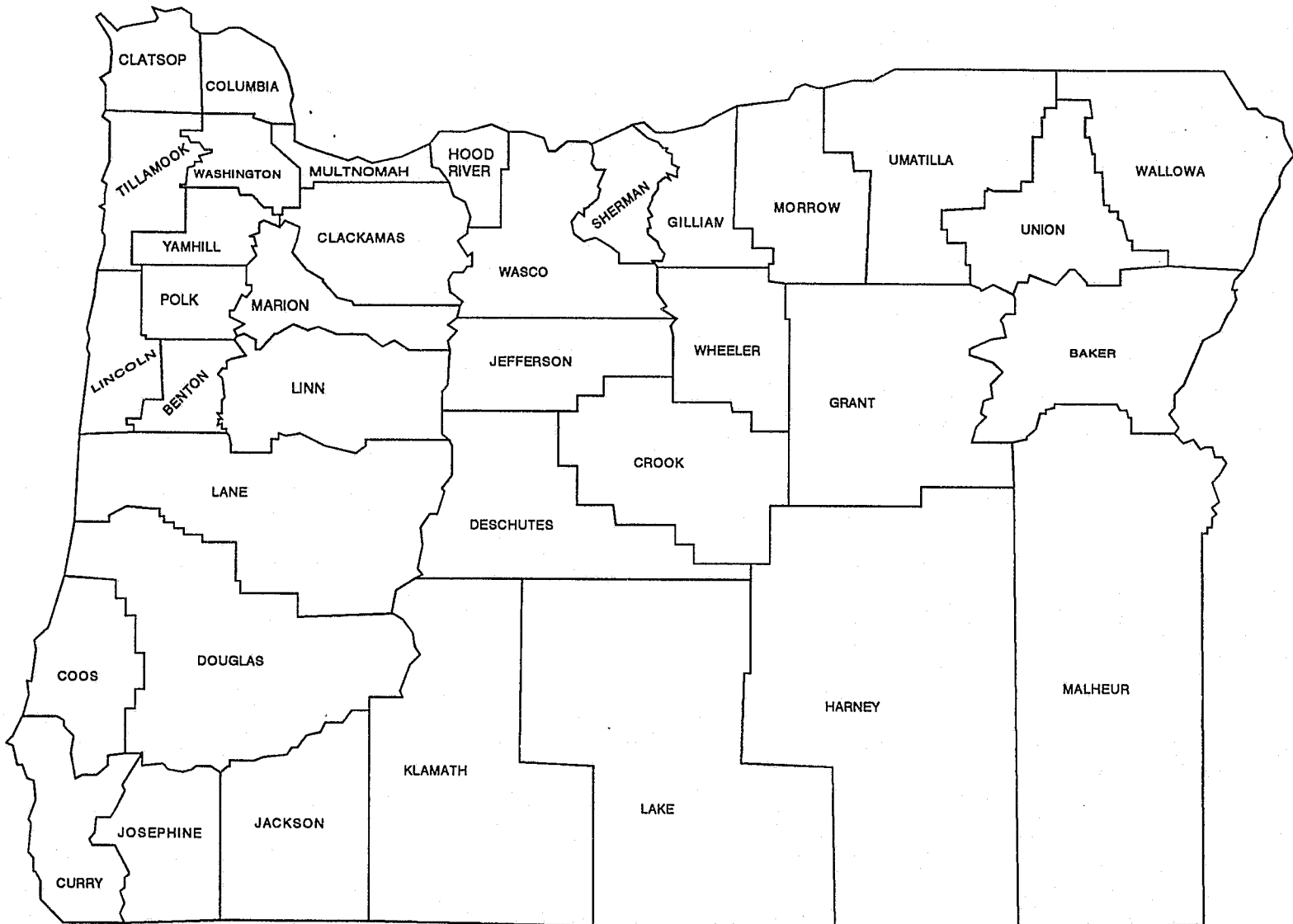


OFFENSES	26,090	8,671	7,372	4,404	1,552	606	369	129	47	6
ARRESTS	17,670	2,284	1,601	1,342	478	81		108	21	14

# STATEWIDE CRIMES AGAINST PERSONS 1991

CLASSIFICATION	1991 OFFENSES	PERSONS ARRESTED				PROPERTY	
		ADULT	JUVENILE	MALE	FEMALE	LOSS VALUE	RECOVERED VALUE
Willful Murder	113	83	9	83	9		
Aggravated Murder	16	12	4	15	1		
<b>MURDER TOTAL</b>	<b>129</b>	<b>95</b>	<b>13</b>	<b>98</b>	<b>10</b>	<b>NOT APPLICABLE</b>	
Negligent Homicide	6	6	1	6	1	NOT APPLICABLE	
Traffic Death Arrests		7		7		NOT APPLICABLE	
Forcible Rape	1,322						
Attempt Force Rape	230						
<b>RAPE TOTAL</b>	<b>1,552</b>	<b>391</b>	<b>87</b>	<b>472</b>	<b>6</b>	<b>NOT APPLICABLE</b>	
<b>SEX CRIMES</b>							
Non-Force Rape	495	102	27	127	2		
Cont.to Sex Delqncy	166	57	6	53	10		
Physical Molest	3,168	497	235	706	26		
Obscene Phone Call	858	4	2	6			
Incest	102	16	2	17	1		
Exposer	1,106	298	19	300	17		
Forcible Sodomy	783	107	63	159	11		
Non-Force Sodomy	215	16	21	36	1		
Other Sex Crimes	479	96	33	120	9		
<b>SEX CRIME TOTAL</b>	<b>7,372</b>	<b>1,193</b>	<b>408</b>	<b>1,524</b>	<b>77</b>	<b>NOT APPLICABLE</b>	
<b>KIDNAPPING</b>							
For Add Crim Purp	548						
Hostage/Shield	56						
For Ransom	2						
<b>KIDNAPPING TOTAL</b>	<b>606</b>	<b>68</b>	<b>13</b>	<b>69</b>	<b>12</b>	<b>NOT APPLICABLE</b>	
BLACKMAIL/EXTORTION	47	8	13	17	4	320	
<b>ROBBERY</b>							
Highway	1,908					394,104	29,592
Business	936					547,266	54,932
Service Station	106					25,952	266
Convenience Store	489					36,069	940
Residence	354					501,746	7,376
Bank	182					205,440	17,408
Other Robbery	429					78,072	8,128
<b>ROBBERY TOTAL</b>	<b>4,404</b>	<b>998</b>	<b>344</b>	<b>1,201</b>	<b>141</b>	<b>1,788,649</b>	<b>118,642</b>
PURSE-SNATCH	369					65,552	3,270
Aggravated Assault	8,464	1,767	413	1,888	292		
Attempted Murder	207	91	13	88	16		
<b>AGG. ASSAULT TOTAL</b>	<b>8,671</b>	<b>1,858</b>	<b>426</b>	<b>1,976</b>	<b>308</b>	<b>NOT APPLICABLE</b>	
SIMPLE ASSAULT	26,090	14,953	2,717	14,309	3,361	NOT APPLICABLE	
<b>CRIMES AGAINST PERSONS</b>							
<b>TOTAL</b>	<b>49,246</b>	<b>19,577</b>	<b>4,022</b>	<b>19,679</b>	<b>3,920</b>	<b>1,854,521</b>	<b>121,912</b>

# OREGON COUNTY MAP



COUNTY FIVE YEAR PROFILE OF CRIMES AGAINST PERSONS					
	1987	1988	1989	1990	1991
BAKER	137	132	184	189	290
BENTON	456	509	572	618	694
CLACKAMAS	2,665	2,631	2,422	2,872	2,992
CLATSOP	415	477	534	600	500
COLUMBIA	405	491	459	428	397
COOS	1,034	1,142	1,199	1,252	1,273
CROOK	143	136	118	180	147
CURRY	138	195	214	174	220
DESCHUTES	884	787	883	957	890
DOUGLAS	1,123	1,081	1,386	1,379	1,009
GILLIAM	9	2	8	3	13
GRANT	57	58	132	75	92
HARNEY	44	41	45	43	40
HOOD RIVER	173	162	164	163	191
JACKSON	1,885	1,865	1,856	1,950	2,039
JEFFERSON	164	121	191	205	190
JOSEPHINE	840	867	824	826	859
KLAMATH	1,151	1,075	1,108	1,180	923
LAKE	52	33	69	67	49
LANE	3,472	3,618	3,806	4,072	3,881
LINCOLN	606	668	754	722	677
LINN	1,434	1,562	1,784	2,095	1,858
MALHEUR	349	356	456	499	526
MARION	3,424	3,619	3,979	3,872	4,381
MORROW	111	91	119	107	151
MULTNOMAH	18,513	18,161	18,025	17,641	18,021
POLK	511	632	556	767	872
SHERMAN	16	10	25	24	14
TILLAMOOK	200	267	202	228	230
UMATILLA **	885	862	820	921	761
UNION	190	204	283	343	294
WALLOWA	30	31	35	39	43
WASCO	357	391	396	353	351
WASHINGTON	2,270	2,361	2,470	2,863	3,208
WHEELER	6	9	10	12	3
YAMHILL	545	644	698	1,121	1,167
TOTAL	44,694	45,291	46,786	48,840	49,246

\*\* Umatilla County - Pendleton Police Department submitted no reports for 1991

## STATEWIDE TEN YEAR OFFENSE, POPULATION and RATE PROFILE

YEAR	POPULATION	CRIMES AGAINST PERSONS	RATE PER 10,000 POPULATION
1982	2,656,185	35,190	132.5
1983	2,635,000	37,274	141.5
1984	2,660,000	40,319	151.6
1985	2,675,800	44,691	167.0
1986	2,659,500	46,745	175.8
1987	2,690,000	44,660	166.0
1988	2,741,000	45,286	165.2
1989	2,791,000	46,786	167.6
1990	2,844,000	48,840	171.7
1991	2,930,000	49,246	168.1



## STATEWIDE FIVE YEAR OFFENSE BY FORCE ELEMENT

OFFENSES by FORCE ELEMENT, 1987 THROUGH 1991										
Classification	Year	WEAPON TOTAL	KNIFE/ CUTTING	OTHER WEAPON	PHYSICAL FORCE	FIREARM TOTAL	Firearm by Type			
							Hand Gun	Rifle/ Shotgun	Other Firearm	Unknown Firearm
Murder	87	154	41	39	12	62	37	24	0	1
	88	148	27	42	10	69	48	18	0	3
	89	128	23	36	4	65	38	26	0	1
	90	110	13	39	3	55	39	16	0	0
	91	129	34	32	8	55	42	10	0	3
Negligent Homicide	87	9	0	2	0	7	2	5	0	0
	88	7	0	0	1	6	2	4	0	0
	89	9	0	1	0	8	1	6	1	0
	90	4	0	0	0	4	0	4	0	0
	91	6	0	1	0	5	2	3	0	0
Forcible Rape	87	1,207	140	31	980	56	48	3	0	5
	88	1,115	119	19	915	62	49	5	1	7
	89	1,311	80	34	1,134	63	50	5	0	8
	90	1,330	97	44	1,149	40	28	1	1	10
	91	1,552	98	42	1,371	41	31	7	2	1
Robbery	87	5,418	791	315	2,449	1,863	1,394	131	37	301
	88	5,347	763	302	2,444	1,838	1,368	93	25	352
	89	4,306	614	328	2,024	1,340	918	81	30	311
	90	4,130	563	335	2,057	1,175	830	60	24	261
	91	4,404	581	360	2,197	1,266	913	51	33	269
Aggravated Assault	87	7,882	1,399	2,589	2,380	1,514	872	343	193	106
	88	8,398	1,452	2,754	2,341	1,851	1,037	439	193	182
	89	8,850	1,567	2,782	2,502	1,999	1,113	463	208	215
	90	8,832	1,545	2,864	2,610	1,813	976	421	211	205
	91	8,671	1,603	2,865	2,400	1,803	980	380	245	198
TOTALS	87	14,670	2,371	2,976	5,821	3,502	2,353	506	230	413
	88	15,015	2,361	3,117	5,711	3,826	2,504	559	219	544
	89	14,604	2,284	3,181	5,664	3,475	2,120	581	239	535
	90	14,406	2,218	3,282	5,819	3,087	1,873	502	236	476
	91	14,762	2,316	3,300	5,976	3,170	1,968	451	280	471

## STATEWIDE HOMICIDE VICTIMS by SEX, RACE AND WEAPON

YEAR	TOTAL	SEX		RACE						WEAPON							
		MALE	FEMALE	WHITE	BLACK	INDIAN	HISP.	ASIAN	UNK	HAND-GUN	RIFLE	SHOT-GUN	GUN-UNK	KNIFE	BLUNT OBJ	PHYSICAL FORCE	OTHER WEAPON
1982	137	87	50	110	15	4	4	4		47	18	6	1	28	10	6	21
1983	111	74	37	89	13	3	2	4		42	17	3	1	23	3	11	11
1984	128	77	52	102	11	4	11			42	11	6	3	23	20	9	15
1985	122	84	38	97	15	4	3	3		29	8	9	4	32	11	7	22
1986	175	111	64	141	9	6	18		1	61	18	7	2	35	16	20	16
1987	154	99	55	115	13	6	15	5		37	16	8	1	41	17	12	22
1988	140	88	52	110	19	1	7	3		48	11	7	3	27	10	10	24
1989	128	74	54	101	12	3	9	3		38	13	13	1	23	16	4	20
1990	110	76	34	83	13	3	7	4		39	10	6		13	12	3	27
1991	129	80	49	89	23	3	12	2		42	5	5	3	34	11	8	21

**OTHER WEAPON INCLUDES:**

Arson, Aphyxiation, Drowning, Poison, Strangle, etc. and Unknown

**ASIAN INCLUDES:**

Chinese, Japanese, Vietnamese and Asian or Pacific Islander

## STATEWIDE NEGLIGENT HOMICIDE by TYPE

NEGLIGENT HOMICIDE - Killing through gross negligence. Limited to "non-traffic" type circumstances only.

	1982	1983	1984	1985	1986	1987	1988	1989	1990	1991
Victim shot while hunting			2			3	1		2	
Gun cleaning death other than self inflicted								1	1	
Children playing with gun	1	1	2	3	1	2	1	2	1	2
Other negligent handling of a gun	2	2	5		2	1	4	5		2
All other manslaughter by negligence	2		2	1	2	3	1	1		2
<b>NEGLIGENT HOMICIDE TOTAL</b>	<b>5</b>	<b>3</b>	<b>11</b>	<b>4</b>	<b>5</b>	<b>9</b>	<b>7</b>	<b>9</b>	<b>4</b>	<b>6</b>

## HOMICIDES - STATE OF OREGON by COUNTY

	1982	1983	1984	1985	1986	1987	1988	1989	1990	1991
BAKER			1		1		1			
BENTON	1	2		3	1	1		3	2	
CLACKAMAS	13	12	5	5	12	16	11	9	5	10
CLATSOP		1	2		2	1	3	1		3
COLUMBIA	3	1		1		1	4	1	1	1
COOS	2	4	1	1	3	4	5	1	3	7
CROOK			1		1		8			1
CURRY		2	2		1	2				2
DESCHUTES	4		5	1	8	4	3	2	4	
DOUGLAS	2	2	2	4	4	2	3	3	4	10
GILLIAM			1							
GRANT	3	2		1	1			2	1	
HARNEY		1			2					
HOOD RIVER	2		1	1	2					
JACKSON	6		7	6	6	3	6	5	5	2
JEFFERSON	1	1						1		
JOSEPHINE	1	2	5	4	6	2	9	2	4	4
KLAMATH	8	3	2	6	8	7	2	8	3	2
LAKE					1					
LANE	14	8	11	6	16	9	12	11	5	4
LINCOLN		1	2	1			4	1	1	
LINN	5	1	8	5	2	3	2	5	2	
MALHEUR	4	2	2		1			1	1	1
MARION	7	8	7	10	17	10	10	5	9	9
MORROW	1			1				2		
MULTNOMAH	42	47	50	47	53	72	53	48	42	56
POLK	1		1	2	2	3	1	4	3	
SHERMAN				1				1		
TILLAMOOK			3		4	3		3		
UMATILLA	3	3	2	5	5	2	3	2	5	
UNION	2	1			2	1	1	1	1	1
WALLOWA			1							
WASCO	1	1	1			3		1		7
WASHINGTON	10	6	6	10	12	4	3	4	7	7
WHEELER										
YAMHILL	1		3	1	2	1	4	1	2	2
TOTAL	137	111	132	122	175	154	148	128	110	129

**SECTION 3**

**STATEWIDE**

**CRIMES AGAINST PROPERTY**

**OFFENSE and ARREST PROFILE**

# OREGON CRIME CLOCK

1 Crime Against Property every 2.4 minutes

1 Burglary every  
15.33 minutes


1 Larceny  
every 5.0 minutes

1 Motor Vehicle Theft  
every 36.7 minutes

1 Arson every  
5.7 hours

1 Vandalism every  
11.7 minutes

1 Fraud every  
42.6 minutes

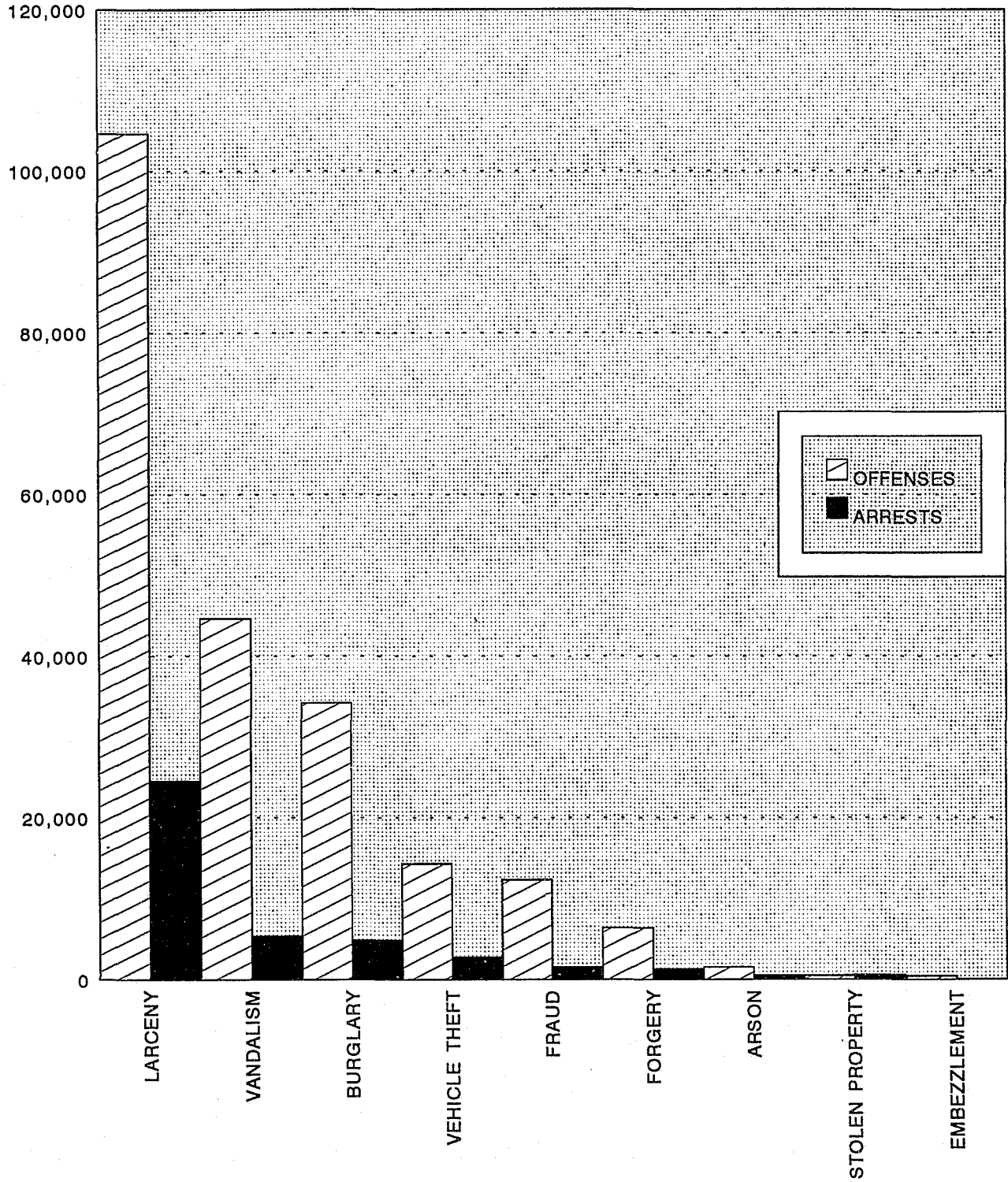


1 Embezzlement every  
21.3 hours

1 Stolen Property every  
18.4 hours

1 Forgery/Counterfitting  
every 1.4 hours

# STATEWIDE CRIMES AGAINST PROPERTY 1991



OFFENSES	104,627	44,673	34,283	14,298	12,327	6,359	1,517	475	411
ARRESTS	24,543	5,302	4,835	2,737	1,496	1,264	489	546	72

# STATEWIDE CRIMES AGAINST PROPERTY 1991

CLASSIFICATION	1991 OFFENSES	PERSONS ARRESTED				PROPERTY	
		ADULT	JUVENILE	MALE	FEMALE	LOSS VALUE	RECOVERED VALUE
<b>BURGLARY</b>							
Residence	21,417					24,714,788	1,543,224
Business	8,250					9,046,310	630,252
Other Structure	4,618					4,625,839	313,548
<b>BURGLARY TOTAL</b>	<b>34,283</b>	<b>2,689</b>	<b>2,146</b>	<b>4,393</b>	<b>442</b>	<b>38,386,937</b>	<b>2,487,024</b>
<b>LARCENY</b>							
Pickpocket	172					32,524	936
Shoplift	19,364					2,053,042	689,338
From Motor Vehicles	28,831					13,494,443	608,712
Motor Veh Parts/Acc	13,997					5,848,608	262,165
Bicycles	8,910					2,474,151	320,908
From Public Bldg.	7,940					4,572,097	405,431
From Coin-op Mach.	829					69,872	2,810
All Other Larceny	28,784					19,730,818	2,671,818
<b>LARCENY TOTAL</b>	<b>104,627</b>	<b>15,229</b>	<b>9,314</b>	<b>16,917</b>	<b>7,626</b>	<b>48,075,555</b>	<b>4,859,918</b>
<b>MOTOR VEHICLE THEFT</b>							
Automobiles	9,472					37,360,053	23,444,820
Trucks/Busses/Vans	3,568					19,670,246	12,325,694
Motorcycles/Mopeds	1,036					1,523,632	644,662
Snowmobiles	18					37,405	22,945
Other Vehicles	204					1,061,801	534,730
<b>MTR VEH THFT TOTAL</b>	<b>14,288</b>	<b>1,486</b>	<b>1,251</b>	<b>2,377</b>	<b>360</b>	<b>59,353,237</b>	<b>36,972,851</b>
<b>ARSON</b>							
Residence	372					2,564,590	25
Other Buildings	394					4,022,166	949
Vehicles	220					525,881	1,365
Other Arson	531					325,593	
<b>ARSON TOTAL</b>	<b>1,517</b>	<b>215</b>	<b>274</b>	<b>427</b>	<b>62</b>	<b>7,438,330</b>	<b>2,339</b>
<b>FORGERY/COUNTERFEIT</b>							
Check	5,199					1,178,689	121,065
Credit Card	637					158,768	27,500
Currency	109					8,523	223
Securities	12					700	100
All Other	402					100,872	10,208
<b>FORG/CTERFT TOTAL</b>	<b>6,359</b>	<b>1,029</b>	<b>235</b>	<b>797</b>	<b>467</b>	<b>1,445,552</b>	<b>159,096</b>
<b>FRAUD</b>							
No Acct Check	127					31,870	738
Acct Closed Check	3,843					370,916	24,285
NSF-Check	3,241					485,144	139,314
<b>Sub-Total Checks</b>	<b>7,011</b>					<b>887,730</b>	<b>164,337</b>
Credit Card	816					259,896	23,183
By Deception	1,736					1,852,844	164,757
Of Services	2,002					414,059	13,638
Other Fraud	762					707,929	18,715
<b>FRAUD TOTAL</b>	<b>12,327</b>	<b>1,361</b>	<b>135</b>	<b>941</b>	<b>555</b>	<b>4,122,258</b>	<b>384,630</b>
<b>EMBEZZLEMENT</b>	<b>411</b>	<b>68</b>	<b>4</b>	<b>38</b>	<b>34</b>	<b>1,610,466</b>	<b>61,930</b>
<b>STOLEN PROPERTY</b>	<b>475</b>	<b>331</b>	<b>215</b>	<b>479</b>	<b>67</b>	<b>NOT APPLICABLE</b>	
<b>VANDALISM</b>							
Residence	8,764					1,318,287	2,928
Non-Residence	7,434					1,742,739	9,658
Vehicle	20,282					4,910,085	50,555
Venerated Objects	113					39,935	
Police Cars	157					20,768	155
Other Vandalism	7,923					2,884,699	4,615
<b>VANDALISM TOTAL</b>	<b>44,673</b>	<b>2,741</b>	<b>2,561</b>	<b>4,679</b>	<b>623</b>	<b>10,897,513</b>	<b>67,911</b>
<b>CRIMES AGAINST PROPERTY TOTAL</b>	<b>218,970</b>	<b>25,149</b>	<b>16,135</b>	<b>31,048</b>	<b>10,236</b>	<b>171,629,848</b>	<b>45,095,699</b>

COUNTY FIVE YEAR PROFILE OF CRIMES AGAINST PROPERTY					
	1987	1988	1989	1990	1991
BAKER	1,235	1,120	1,205	1,504	1,678
BENTON	4,628	5,291	5,570	4,413	4,344
CLACKAMAS	16,340	16,662	14,747	15,577	17,209
CLATSOP	2,767	2,570	2,303	2,266	2,316
COLUMBIA	1,872	2,221	1,854	1,705	1,675
COOS	4,832	5,513	5,185	4,562	4,637
CROOK	758	728	900	884	857
CURRY	1,000	1,215	1,090	955	1,191
DESCHUTES	5,109	5,246	5,383	5,300	6,522
DOUGLAS	6,389	7,152	6,686	5,569	5,740
GILLIAM	41	46	37	39	54
GRANT	233	263	312	315	307
HARNEY	204	260	259	205	271
HOOD RIVER	830	832	829	864	983
JACKSON	9,634	9,964	10,639	11,237	10,349
JEFFERSON	824	820	671	408	611
JOSEPHINE	5,322	5,186	4,951	4,961	4,614
KLAMATH	4,136	4,216	3,886	3,572	3,360
LAKE	161	112	155	185	194
LANE	23,135	21,201	21,636	20,196	21,598
LINCOLN	2,962	3,151	3,135	3,245	3,406
LINN	6,828	6,776	7,179	7,573	7,313
MALHEUR	1,598	1,574	1,433	1,477	1,693
MARION	20,539	22,403	20,979	19,048	20,653
MORROW	410	426	360	451	462
MULTNOMAH	79,669	83,913	68,210	61,995	64,937
POLK	2,903	3,074	2,087	2,541	3,036
SHERMAN	62	68	55	59	46
TILLAMOOK	785	759	748	845	889
UMATILLA **	4,073	3,998	4,183	3,794	2,885
UNION	998	1,096	1,314	1,500	1,462
WALLOWA	236	209	212	209	229
WASCO	1,698	1,628	1,555	1,565	1,823
WASHINGTON	15,587	16,652	16,370	15,756	17,337
WHEELER	44	46	32	44	35
YAMHILL	3,723	4,322	3,917	3,634	4,254
TOTAL	231,565	240,713	220,067	208,453	218,970

\*\* Umatilla County - Pendleton Police Department submitted no reports for 1991



## STATEWIDE TEN YEAR OFFENSE, POPULATION and RATE PROFILE

YEAR	POPULATION	CRIMES AGAINST PROPERTY	RATE PER 10,000 POPULATION
1982	2,656,185	210,333	791.9
1983	2,635,000	200,039	759.2
1984	2,660,000	203,616	765.5
1985	2,675,800	220,712	824.8
1986	2,659,500	232,278	873.4
1987	2,690,000	231,594	860.9
1988	2,741,000	240,715	878.2
1989	2,791,000	220,067	788.5
1990	2,844,000	208,453	733.0
1991	2,930,000	218,970	747.3

**SECTION 4**  
**STATEWIDE**  
**BEHAVIORAL CRIMES**  
**OFFENSE and ARREST PROFILE**

# OREGON CRIME CLOCK

1 Behavioral Crime every 1.2 minutes

1 Weapon Law Violation  
every 2.7 hours

1 Prostitution Violation  
every 6.7 hours

1 Crime Against Family  
every 5.1 hours

1 Disorderly Conduct  
Violation every 27.0 minutes

1 Drug Law Violation  
every 45.0 minutes

1 DUII Violation  
every 18.0 minutes


1 Runaway Juvenile  
every 43.0 minutes

1 Gambling Violation  
every 15.2 days

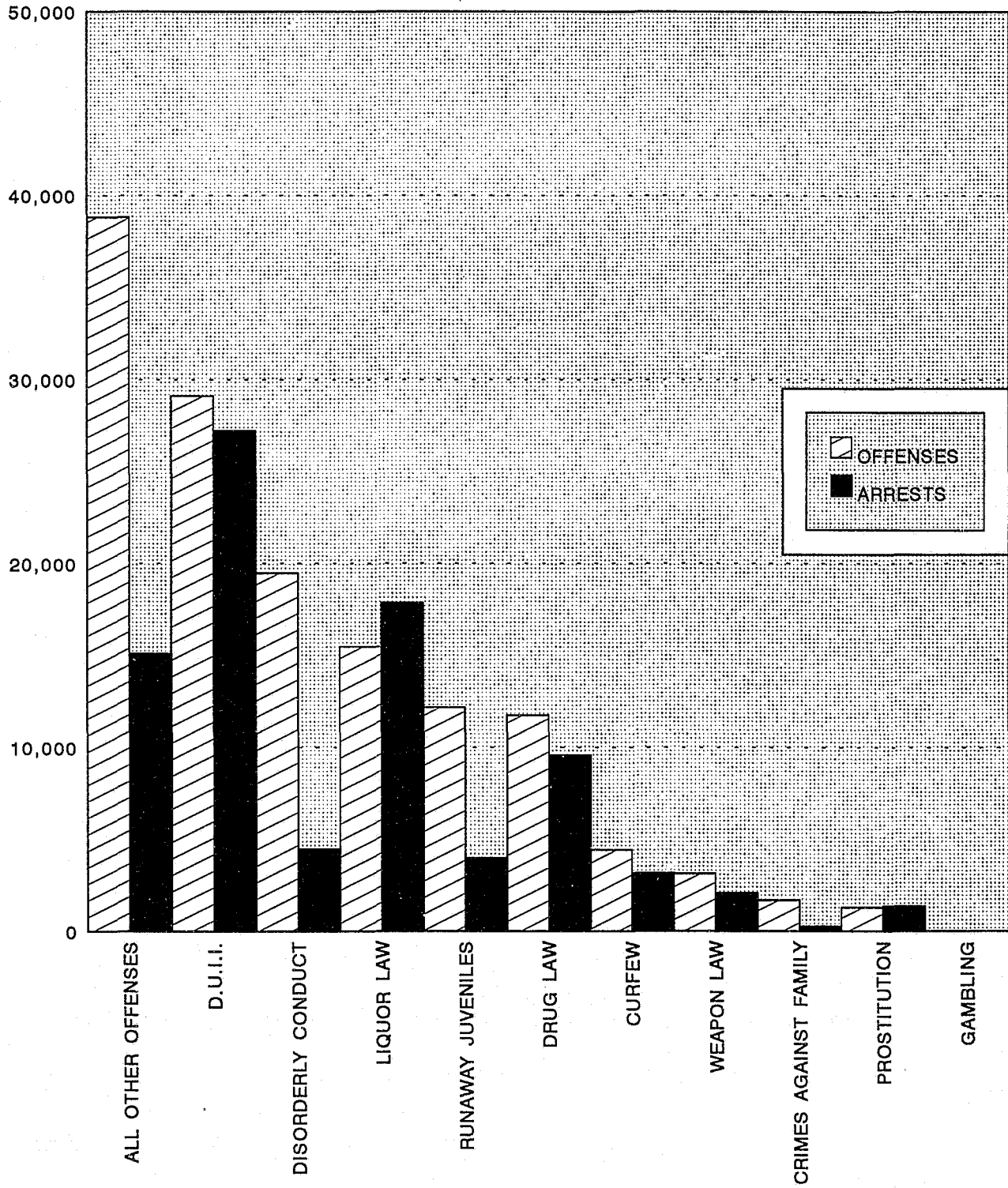
1 Liquor Law Violation  
every 34.0 minutes

1 Curfew Violation every  
2.0 hours

1 All Other (Except Traffic)  
every 13.5 minutes



# STATEWIDE BEHAVIORAL CRIMES 1991

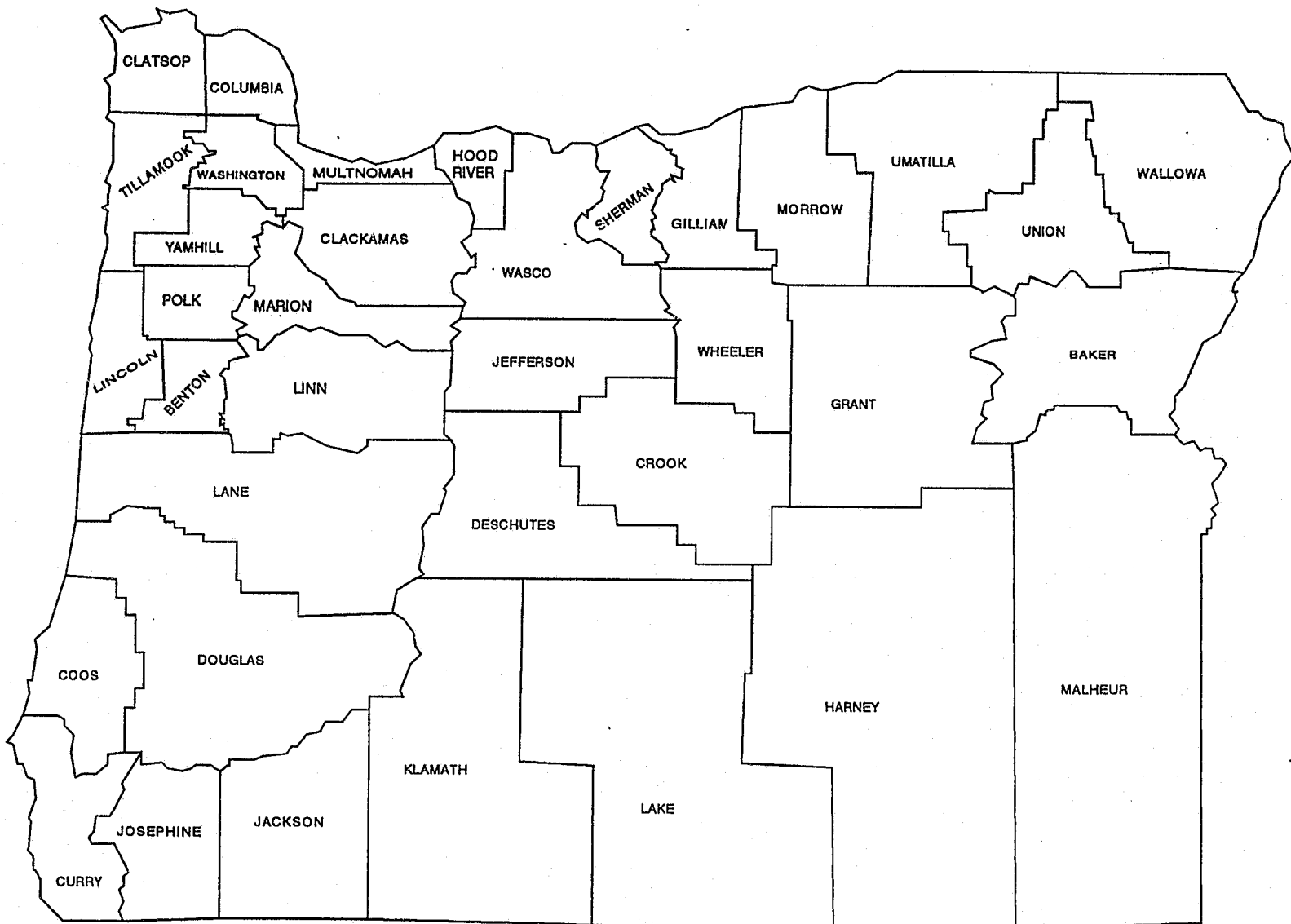


OFFENSES	38,809	29,108	19,485	15,476	12,193	11,750	4,449	3,155	1,687	1,297	24
ARRESTS	15,089	27,226	4,478	17,859	4,017	9,591	3,197	2,093	259	1,352	18

# STATEWIDE BEHAVIORAL CRIMES 1991

CLASSIFICATION	1991 OFFENSES	PERSONS ARRESTED				PROPERTY	
		ADULT	JUVENILE	MALE	FEMALE	LOSS VALUE	RECOVERED VALUE
<b>WEAPON LAWS</b>							
Possess Illegally	791	485	99	536	49		
Carry Concealed	1,068	666	180	788	48		
Ex Con in Possession	608	381	4	370	15		
Other Weapon Law	696	214	74	279	9		
<b>WEAPON LAW TOTAL</b>	<b>3,155</b>	<b>1,736</b>	<b>357</b>	<b>1,972</b>	<b>121</b>		<b>NOT APPLICABLE</b>
<b>PROSTITUTION</b>							
Engage in	850	957	16	557	416		
Promote	40	35	1	19	17		
Compel	38	10		7	3		
Other Prostitution	371	318	15	81	272		
<b>PROSTITUTION TOTAL</b>	<b>1,297</b>	<b>1,320</b>	<b>32</b>	<b>644</b>	<b>708</b>		<b>NOT APPLICABLE</b>
<b>DRUG LAWS</b>							
Narcotic	5,058	4,259	206	3,725	740		
Marijuana	4,678	3,407	363	3,127	643		
Synthetic Narcotic	258	193	21	158	58		
Other Danger Drugs	1,758	1,103	39	800	342		
<b>DRUG LAW TOTAL</b>	<b>11,750</b>	<b>8,962</b>	<b>629</b>	<b>7,810</b>	<b>1,781</b>		<b>NOT APPLICABLE</b>
<b>GAMBLING</b>							
Bookmaking	1		3	3			
Numbers/Lottery	1	1		1			
Illegal Games	10	1		1			
Illegal Devices	4	3		3			
Illegal Payoff	4						
Other Gambling	4	4	6	9	1		
<b>GAMBLING TOTAL</b>	<b>24</b>	<b>9</b>	<b>9</b>	<b>17</b>	<b>1</b>		<b>NOT APPLICABLE</b>
<b>CRIMES AGAINST FAMILY</b>							
Child Abandonment	71	3	1	1	3		
Child Neglect	933	171	6	48	129		
Non-Support	6	3		3			
Custody Interference	388	32	1	16	17		
Other	290	36	6	28	14		
<b>CRIMES AGAINST FAMILY TOTAL</b>	<b>1,687</b>	<b>245</b>	<b>14</b>	<b>96</b>	<b>163</b>		<b>NOT APPLICABLE</b>
<b>D. U. I. I.</b>							
Under .06 Alcohol	1,529	1,339	80	1,178	241		
.06 thru .14 Alcohol	8,392	7,822	136	6,677	1,281		
.15 thr .19 Alcohol	8,243	7,774	64	6,508	1,330		
.20 or above Alcohol	4,566	4,287	19	3,550	758		
BA Refused	5,438	4,954	11	4,282	683		
BA Not Given	465	384	8	301	69		
Of Drugs	101	85	1	68	18		
Undetermined	374	284		234	50		
<b>D.U.I.I. TOTAL</b>	<b>29,108</b>	<b>26,909</b>	<b>317</b>	<b>22,796</b>	<b>4,428</b>		<b>NOT APPLICABLE</b>
<b>LIQUOR LAWS</b>							
Minor in Possession	9,213	7,996	4,723	9,818	2,903		
Ilgl Make, Poss, Sell	22	23	1	21	3		
Ilgl Establishment	4	5		4	1		
Drink in Public	3,887	3,572	11	3,274	309		
Furnishing	1,145	1,001	49	848	202		
Importing	5	2	1	3			
License Violation	39	12	1	9	4		
Minor on Premises	53	23	2	16	9		
Other Liquor Laws	1,108	413	22	309	128		
<b>LIQUOR LAW TOTAL</b>	<b>15,478</b>	<b>13,049</b>	<b>4,810</b>	<b>14,302</b>	<b>3,557</b>		<b>NOT APPLICABLE</b>
<b>DISORDERLY CONDUCT</b>	<b>19,485</b>	<b>3,671</b>	<b>807</b>	<b>3,631</b>	<b>847</b>		<b>NOT APPLICABLE</b>
<b>ALL OTHER OFFENSES</b>							
Trespass	12,802	5,245	1,427	5,683	989		
Escape Your Custody	448	128	21	134	15		
Bomb threat	531	5	18	13	10		
Oth Criminal Threat	5,248	484	115	491	108		
Shoot in Prohib Area	439	85	51	133	3		
Animal Ordinances	7,061	1,779	35	972	842		
Garbage/Littering	1,180	444	73	453	64		
All Other	11,062	4,230	949	4,157	1,022		
<b>ALL OTHER TOTAL</b>	<b>38,809</b>	<b>12,400</b>	<b>2,689</b>	<b>12,036</b>	<b>3,063</b>		<b>NOT APPLICABLE</b>
<b>CURFEW</b>	<b>4,449</b>		<b>3,197</b>	<b>2,160</b>	<b>1,017</b>		<b>NOT APPLICABLE</b>
<b>RUNAWAY JUVENILES</b>							
Male	5,229		1,729	1,729			
Female	6,964		2,288		2,288		
<b>RUNAWAY TOTAL</b>	<b>12,193</b>		<b>4,017</b>	<b>1,729</b>	<b>2,288</b>		<b>NOT APPLICABLE</b>
<b>BEHAVIORAL CRIME TOTAL</b>	<b>137,433</b>	<b>68,301</b>	<b>16,878</b>	<b>67,215</b>	<b>17,964</b>		<b>NOT APPLICABLE</b>

# OREGON COUNTY MAP



COUNTY FIVE YEAR PROFILE OF BEHAVIORAL CRIMES					
	1987	1988	1989	1990	1991
BAKER	370	362	356	416	451
BENTON	2,277	2,833	3,562	3,130	3,344
CLACKAMAS	5,356	5,472	6,675	7,546	6,956
CLATSOP	1,603	1,664	1,846	2,714	2,665
COLUMBIA	1,192	1,765	1,719	1,664	1,966
COOS	3,302	3,724	4,643	4,949	4,376
CROOK	511	466	642	880	913
CURRY	596	681	548	524	720
DESCHUTES	2,192	2,548	2,756	2,799	3,023
DOUGLAS	3,563	3,564	4,140	4,632	4,670
GILLIAM	53	48	49	30	47
GRANT	236	241	297	311	404
HARNEY	194	137	154	140	152
HOOD RIVER	631	622	717	592	730
JACKSON	7,254	8,074	7,568	7,292	7,591
JEFFERSON	738	971	1,023	1,090	1,108
JOSEPHINE	5,044	5,532	5,955	6,091	5,097
KLAMATH	2,788	2,698	2,621	2,327	1,822
LAKE	145	185	246	255	186
LANE	8,805	9,244	11,913	12,319	13,273
LINCOLN	1,917	1,970	2,502	2,625	2,508
LINN	4,623	4,833	7,118	9,200	8,844
MALHEUR	1,004	1,320	1,193	1,504	1,267
MARION	12,278	14,300	15,209	14,417	14,572
MORROW	246	214	210	332	310
MULTNOMAH	21,814	22,098	28,292	26,469	27,284
POLK	2,175	2,698	2,673	2,931	3,396
SHERMAN	51	68	55	61	78
TILLAMOOK	987	1,021	1,314	1,078	1,008
UMATILLA **	2,874	2,620	2,707	2,767	2,153
UNION	849	646	1,165	1,058	993
WALLOWA	123	135	169	172	182
WASCO	1,027	1,051	1,140	1,304	1,255
WASHINGTON	6,299	6,613	8,251	8,841	8,957
WHEELER	15	39	33	37	35
YAMHILL	3,653	4,352	4,365	4,413	5,097
TOTAL	106,785	114,809	133,826	136,910	137,433

\*\* Umatilla County - Pendleton Police Department submitted no reports for 1991

## STATEWIDE TEN YEAR OFFENSE, POPULATION and RATE PROFILE

YEAR	POPULATION	BEHAVIORAL CRIMES	RATE PER 10,000 POPULATION
1982	2,656,185	100,037	376.6
1983	2,635,000	98,062	372.2
1984	2,660,000	97,503	366.6
1985	2,675,800	95,735	357.8
1986	2,659,500	101,480	381.6
1987	2,690,000	106,802	397.0
1988	2,741,000	114,813	418.9
1989	2,791,000	133,826	479.5
1990	2,844,000	136,910	481.4
1991	2,930,000	137,433	469.1



STATEWIDE DRUG LAW OFFENSES by TYPE OF DRUG and ACTIVITY - 1991								
TOTAL		POSSESS FOR SALE	POSSESS FOR USE	FURNISH	TRANSPT/ MFG/ CULTIVATE	OBTAIN UNLAWFUL	TAMPER W/RECORD	OTHER
2	Opium		2					
693	Heroin	325	349	6	8			5
5	Morphine	1	3			1		
4,141	Cocaine	2,026	1,955	70	28	3	1	58
44	Codeine	9	9	1		11	14	
173	Other Narcotic	30	42	3	14	5	14	65
5,058	NARCOTIC TOTAL	2,391	2,360	80	50	20	29	128
60	Hashish	17	41		1			1
1,423	Marij Over Oz	450	369	24	549	1		30
3,193	Marij Under Oz	440	2,566	27	110	2		48
4,676	MARIJUANA TOTAL	907	2,976	51	660	3	0	79
258	SYNTHETIC TOTAL	98	99	10	16	6	20	9
1,758	OTHER DANGEROUS DRUG TOTAL	682	793	40	72	7	67	97
11,750	DRUG LAW OFFENSE TOTAL	4,078	6,228	181	798	36	116	313

STATEWIDE DRUG LAW ARRESTS by TYPE OF DRUG and ACTIVITY - 1991								
TOTAL		POSSESS FOR SALE	POSSESS FOR USE	FURNISH	TRANSPT/ MFG/ CULTIVATE	OBTAIN UNLAWFUL	TAMPER W/RECORD	OTHER
12	Opium	1			11			
639	Heroin	151	475	2	8			3
3	Morphine		3					
3,648	Cocaine	948	2,575	24	38	3	1	59
27	Codeine	4	11		1	2	8	1
136	Other Narcotic	25	48	2	5	1	7	48
4,465	NARCOTIC TOTAL	1,129	3,112	28	63	6	16	111
84	Hashish	12	50		16			6
927	Marij Over Oz	304	245	30	325	1		22
2,759	Marij Under Oz	199	2,500	11	29			20
3,770	MARIJUANA TOTAL	515	2,795	41	370	1	0	48
214	SYNTHETIC TOTAL	66	102	5	15	1	13	12
1,142	OTHER DANGEROUS DRUG TOTAL	320	681	22	70	1	23	25
9,591	DRUG LAW ARREST TOTAL	2,030	6,690	96	518	9	52	196

DRUG OFFENSES by COUNTY and TYPE - 1991

COUNTY	TOTAL	Heroin	Cocaine	Other Narcotic	NARCOTIC TOTAL	Marij Over Oz	Marij Under Oz	Hashish	MARIJ TOTAL	SYNTHETIC NARCOTIC	OTHER DANGER DRUGS
BAKER	23		1		1	5	14	1	20		2
BENTON	117	3	9	1	13	24	41	1	66	5	33
CLACKAMAS	466	4	92	65	161	81	164		245	26	34
CLATSOP	149		32	4	36	24	84		108	2	3
COLUMBIA	129		12	1	13	13	93	1	107	4	5
COOS	184	1	11	2	14	27	81	3	111	24	35
CROOK	54		4	3	7	3	29		32	10	5
CURRY	122		7		7	41	52		93	2	20
DESCHUTES	227		24	5	29	30	94	1	125	13	60
DOUGLAS	491	1	22	10	33	113	184	4	301	6	151
GILLIAM	0				0				0		
GRANT	10			1	1	1	6		7	1	1
HARNEY	2				0		2		2		
HOOD RIVER	45	1	6	2	9	7	25		32	2	2
JACKSON	567	27	124	26	177	103	188	4	295	9	86
JEFFERSON	63	1	16		17	2	42		44		2
JOSEPHINE	493	17	72	13	102	79	202		281	5	105
KLAMATH	90	6	13	1	20	6	40		46	5	19
LAKE	15		2		2	1	9		10		3
LANE	1,189	48	244	18	310	133	444	6	583	35	261
LINCOLN	173	10	33	1	44	16	66	1	83	5	41
LINN	548	2	40	9	51	66	158	2	226	20	251
MALHEUR	45		10	4	14	3	22		25		6
MARION	868	81	433	5	519	91	117	4	212	16	121
MORROW	29		10		10	2	8		10	3	6
MULTNOMAH	4,364	479	2,706	16	3,201	290	525	25	840	21	302
POLK	234		57	4	61	68	25	1	94	1	78
SHERMAN	10	2	5		7	1	1		2		1
TILLAMOOK	128	1	10		11	22	85	3	110	2	5
UMATILLA **	101		19	2	21	17	45		62	8	10
UPON	36				0	8	23		31	4	1
WALLOWA	7		1		1	3	3		6		
WASCO	64	1	8	8	17	7	37		44	2	1
WASHINGTON	459	7	94	22	123	64	216	1	281	26	29
WHEELER	1				0		1		1		
YAMHILL	247	1	24	1	26	72	67	2	141	1	79
Total Offenses	11,750	693	4,141	224	5,058	1,423	3,193	60	4,676	258	1,758

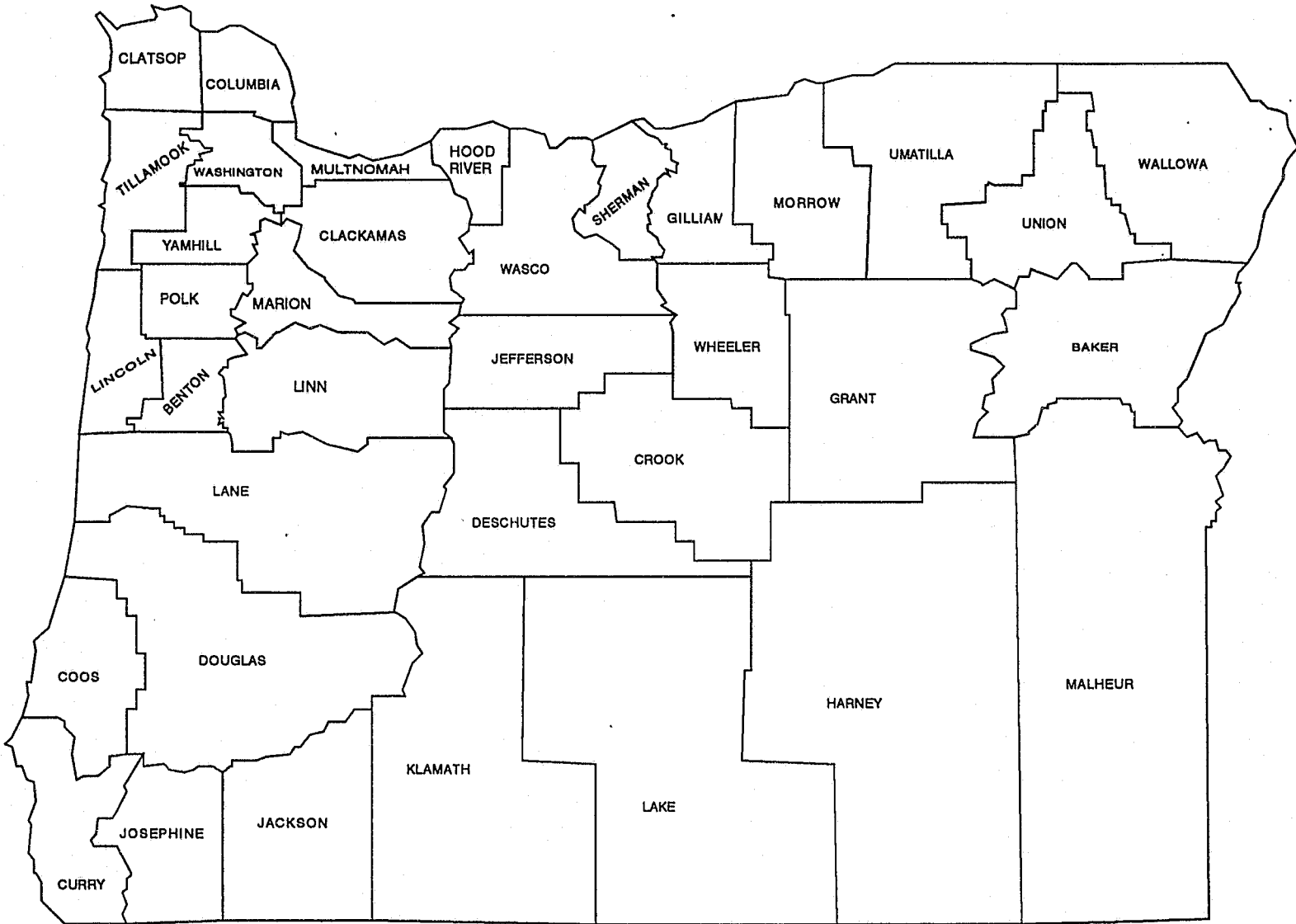
\*\* Umatilla County - Pendleton Police Department submitted no reports for 1991

DRUG ARRESTS by COUNTY and TYPE - 1991

COUNTY	TOTAL	Heroin	Cocaine	Other Narcotic	NARCOTIC TOTAL	Marij Over Oz	Marij Under Oz	Hashish	MARIJ TOTAL	SYNTHETIC NARCOTIC	OTHER DANGER DRUGS
BAKER	21				0	5	13		18		3
BENTON	59	2	2		4	14	30		44	1	10
CLACKAMAS	270	3	47	46	96	30	110		140	8	26
CLATSOP	146		54	2	56	16	72		88		2
COLUMBIA	108		12	1	13	8	82		90	2	3
COOS	216		16	1	17	24	111	8	143	25	31
CROOK	13		1		1	3			3	4	5
CURRY	80		3	1	4	28	31		59	3	14
DESCHUTES	213		26	17	43	24	81	1	106	13	51
DOUGLAS	387	1	20	13	34	58	157	2	217	7	129
GILLIAM	0				0				0		
GRANT	6				0		6		6		
HARNEY	2				0		2		2		
HOOD RIVER	52		9	1	10	8	32		40	2	
JACKSON	445	18	131	16	165	61	154	9	224	9	47
JEFFERSON	57		19		19	2	35		37		1
JOSEPHINE	303	12	43		55	79	116		195	1	52
KLAMATH	83	5	9	1	15	6	42		48	4	16
LAKE	15		2		2	2	9		11		2
LANE	1,221	51	301	13	365	117	441	3	561	48	247
LINCOLN	98	4	15		19	10	49		59	4	16
LINN	274	3	17	19	39	40	104	3	147	15	73
MALHEUR	70		21	1	22	5	28		33	4	11
MARION	599	80	264	6	350	36	132	3	171	8	70
MORROW	23		9		9		6		6	4	4
MULTNOMAH	3,835	449	2,459	17	2,925	167	444	48	659	18	233
POLK	111	2	23		25	13	53	1	67		12
SHERMAN	4	2	1		3		1		1		
TILLAMOOK	117	1	11		12	24	74		98	2	5
UMATILLA **	128		20	1	21	25	51		76	8	23
UNION	37				0	12	21		33	2	2
WALLOWA	10		1		1	6	3		9		
WASCO	73	1	9	6	16	10	41		51	2	4
WASHINGTON	383	4	91	15	110	59	163	3	225	20	28
WHEELER	5				0		5		5		
YAMHILL	127	1	12	1	14	35	60	3	98		15
Total Arrests	9,591	639	3,648	178	4,465	927	2,759	84	3,770	214	1,142

\*\* Umatilla County - Pendleton Police Department submitted no reports for 1991

# OREGON COUNTY MAP



DRUG OFFENSES by COUNTY 1987 through 1991					
	1987	1988	1989	1990	1991
BAKER	72	47	82	52	23
BENTON	117	137	158	115	117
CLACKAMAS	491	524	490	511	466
CLATSOP	113	126	186	141	149
COLUMBIA	93	386	149	110	129
COOS	307	392	464	313	184
CROOK	19	39	41	21	54
CURRY	86	117	85	63	122
DESCHUTES	261	411	425	167	227
DOUGLAS	518	586	670	596	491
GILLIAM	6	8	2	1	
GRANT	39	8	8	15	10
HARNEY	14	18	8	29	2
HOOD RIVER	44	78	88	48	45
JACKSON	907	933	931	706	567
JEFFERSON	83	106	116	57	63
JOSEPHINE	499	864	746	632	493
KLAMATH	159	137	214	157	90
LAKE	12	26	22	23	15
LANE	1,213	1,331	1,382	1,300	1,189
LINCOLN	170	224	252	131	173
LINN	613	519	664	575	548
MALHEUR	26	90	40	27	45
MARION	973	1,033	1,446	1,065	868
MORROW	27	30	19	23	29
MULTNOMAH	3,666	4,345	5,481	4,226	4,363
POLK	95	172	191	172	234
SHERMAN	2	13	11	15	10
TILLAMOOK	112	170	258	137	128
UMATILLA **	207	130	163	112	101
UNION	87	37	67	37	36
WALLOWA	5	11	7	10	7
WASCO	60	97	83	88	64
WASHINGTON	500	462	718	529	460
WHEELER		4	3		1
YAMHILL	407	420	382	253	247
TOTAL	12,003	14,031	16,052	12,457	11,750

\*\* Umatilla County - Pendleton Police Department submitted no reports for 1991

D.U.I. OFFENSES by COUNTY 1987 THROUGH 1991					
	1987	1988	1989	1990	1991
BAKER	133	131	113	115	122
BENTON	329	341	419	378	430
CLACKAMAS	1,543	1,558	1,775	1,872	1,943
CLATSOP	457	371	427	615	717
COLUMBIA	514	623	582	554	581
COOS	822	660	983	1,047	1,083
CROOK	120	75	105	142	159
CURRY	216	199	209	299	306
DESCHUTES	706	664	1,000	1,052	1,036
DOUGLAS	945	886	1,077	1,300	1,120
GILLIAM	20	29	24	21	32
GRANT	63	66	81	84	96
HARNEY	75	62	74	63	58
HOOD RIVER	415	396	427	349	419
JACKSON	1,451	1,664	1,599	1,629	1,626
JEFFERSON	195	303	318	409	400
JOSEPHINE	852	859	852	817	685
KLAMATH	751	637	645	681	545
LAKE	40	63	90	107	66
LANE	1,541	1,647	2,418	2,852	2,781
LINCOLN	703	643	623	652	709
LINN	682	714	1,076	1,155	1,103
MALHEUR	275	358	394	650	363
MARION	1,703	1,991	2,826	3,193	2,898
MORROW	62	70	65	101	88
MULTNOMAH	2,829	2,721	4,907	5,206	4,554
POLK	322	297	356	441	458
SHERMAN	25	21	21	24	25
TILLAMOOK	370	327	311	253	245
UMATILLA **	862	751	933	953	804
UNION	249	194	332	235	276
WALLOWA	18	43	54	63	47
WASCO	359	365	380	475	343
WASHINGTON	1,775	1,893	2,059	2,431	2,308
WHEELER	2	7	8	5	7
YAMHILL	458	440	434	526	675
TOTAL	21,882	22,069	27,997	30,749	29,108

\*\* Umatilla County - Pendleton Police Department submitted no reports for 1991

D.U.I.I. ARRESTS DISTRIBUTED BY COUNTY and MAJOR POPULATION CENTER 1991

D.U.I.I. ARRESTS DISTRIBUTED BY COUNTY and MAJOR POPULATION CENTER 1991								
County	Population	DUII Arrests	Rate Per 10,000	State Police Arrests	Sheriff Arrests	Major City	City Population	D.U.I.I. Arrests
BAKER	15,700	122	77.7	56	16	Baker City	9,275	50
BENTON	72,900	430	59.0	154	56	Corvallis	45,780	203
CLACKAMAS	288,700	1,943	67.3	362	908	Oregon City	16,760	115
CLATSOP	33,200	717	216.0	205	53	Astoria	10,000	279
COLUMBIA	37,800	581	153.7	153	55			
COOS	61,200	1,083	177.0	517	125	Coos Bay	15,065	133
CROOK	14,600	159	108.9	21	61	Prineville	5,515	77
CURRY	20,500	306	149.3	157	109			
DESCHUTES	79,800	1,036	129.8	220	384	Bend	22,505	270
DOUGLAS	96,100	1,120	116.5	216	326	Roseburg	17,900	331
GILLIAM	1,700	32	188.2	31	1			
GRANT	7,850	96	122.3	24	7			
HARNEY	7,050	58	82.3	13	10	Burns	2,905	25
HOOD RIVER	17,100	419	245.0	63	152	Hood River	4,715	204
JACKSON	151,400	1,626	107.4	460	223	Medford	49,050	575
JEFFERSON	14,400	400	277.8	64	165	Madras	3,570	171
JOSEPHINE	63,600	685	107.7	333	189	Grants Pass	17,785	163
KLAMATH	59,000	545	92.4	371	109	Klamath Falls	17,990	65
LAKE	7,200	66	91.7	19	4	Lakeview	2,545	43
LANE	290,900	2,781	95.6	1129	368	Eugene	117,155	532
						Springfield	45,380	380
LINCOLN	39,300	709	180.4	138	112	Lincoln City	6,025	69
						Newport	8,540	302
LINN	93,200	1,103	118.3	234	174	Albany	33,775	405
MALHEUR	26,300	363	138.0	132	20	Ontario	12,705	178
MARION	235,900	2,898	122.8	681	578	Salem	110,360	889
MORROW	7,800	88	112.8	31	39			
MULTNOMAH	600,000	4,554	75.9	364	731	Gresham	71,225	599
						Portland	453,065	2,741
POLK	52,000	458	88.1	15	103	Dallas	9,560	122
SHERMAN	1,850	25	135.1	23	2			
TILLAMOOK	22,000	245	111.4	110	62	Tillamook	4,130	47
UMATILLA **	60,100	804	133.8	438	34	Hermiston	10,130	167
UNION	24,000	276	115.0	134	13	La Grande	11,840	108
WALLOWA	7,000	47	67.1	20	22			
WASCO	22,000	343	155.9	169	89	The Dalles	11,130	85
WASHINGTON	328,500	2,308	70.3	422	632	Beaverton	57,290	145
						Hillsboro	39,500	392
						Tigard	30,835	153
WHEELER	1,450	7	48.3	2	5			
YAMHILL	67,900	675	93.4	87	290	McMinnville	18,615	131
STATE TOTAL	2,930,000	29,108	99.3	7,568	6,227			

\*\* Umatilla County - Pendleton Police Department submitted no reports for 1991

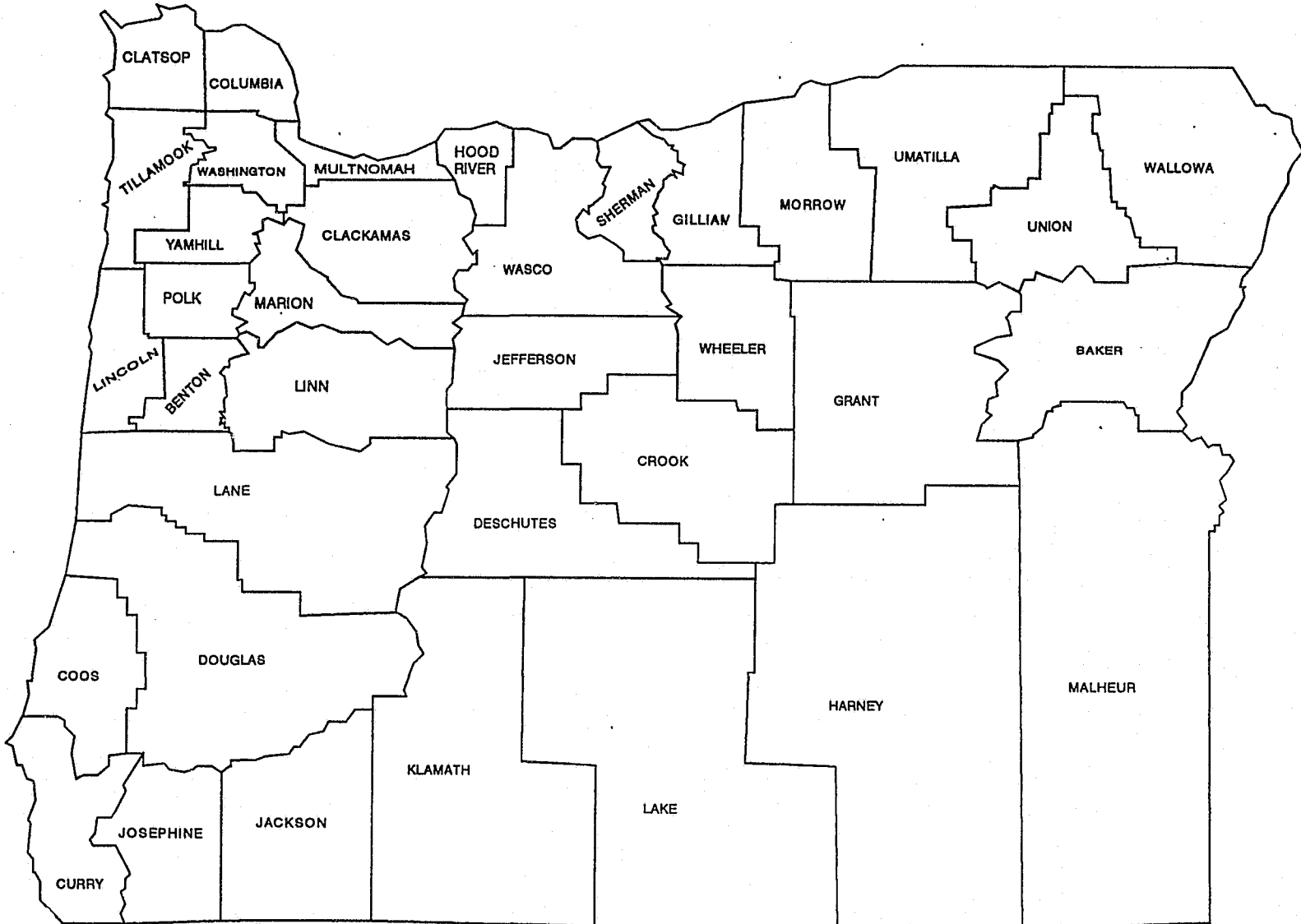
**SECTION 5**  
**STATEWIDE**  
**REGULATORY OFFENSES**  
**TRAFFIC CRIME, FISH & GAME, MARINE VIOLATIONS**



## STATEWIDE OFFENSE and ARREST SUMMARY

CLASSIFICATION	1991 OFFENSES	PERSONS ARRESTED			
		ADULT	JUVENILE	MALE	FEMALE
<b>TRAFFIC CRIME</b>					
Hit & Run-Misdemeanor	2,148	1,195	127	1,045	277
Hit & Run Felony	337	174	8	149	33
Reckless Driving	2,425	949	135	964	120
Eluding	1,287	326	42	348	20
Drive/w Suspnd-Misd.	6,864	4,503	57	3,941	619
Drive/w Suspnd-Felony	6,616	4,430	37	4,110	357
Fail to Disp Drv Lic	3,942	2,760	216	2,449	527
<b>TRAFFIC CRIME TOTAL</b>	<b>23,619</b>	<b>14,337</b>	<b>622</b>	<b>13,006</b>	<b>1,953</b>
<b>FISH and GAME</b>					
Sport Fishing	4,988	4,599	216	4,466	349
Commercial Fishing	328	292	3	288	7
Personal Use	359	346	3	321	28
Game	2,129	1,756	102	1,780	78
<b>FISH and GAME TOTAL</b>	<b>7,804</b>	<b>6,993</b>	<b>324</b>	<b>6,855</b>	<b>462</b>
<b>MARINE VIOLATIONS</b>					
License Violation	321	308	5	305	8
Insuff Life Preserve	610	567	23	548	42
Muffling	12	11		11	
Other Equip Violation	149	126	7	128	5
Oper Without Lights	24	22		21	1
Reckless Operation	32	25	2	26	1
Speeding	277	262	7	252	17
Oper While Intoxicated	50	46		44	2
Other	330	249	7	247	9
<b>MARINE TOTAL</b>	<b>1,805</b>	<b>1,616</b>	<b>51</b>	<b>1,582</b>	<b>85</b>

# OREGON COUNTY MAP



TRAFFIC CRIME OFFENSES BY COUNTY - 1991

COUNTY	1991 TOTAL	Hit & Run Misd	Hit & Run Felony	Reckless Driving	Eluding	Driving w/ Susp-Misd	Driving w/ Susp-Felony	Failure to Disply Lic
BAKER	92	9	1	13	3	9	33	24
BENTON	192	29		26	15	51	64	7
CLACKAMAS	1,754	102	17	114	100	903	254	264
CLATSOP	619	31	6	25	18	296	150	93
COLUMBIA	304	22	7	38	16	103	95	23
COOS	671	45	7	63	38	145	214	159
CROOK	70	3	1	8	9	15	31	3
CURRY	157	7		9	13	12	38	78
DESCHUTES	565	62	6	101	40	136	214	6
DOUGLAS	702	57	23	57	39	169	305	52
GILLIAM	18	1		1	1	7	8	
GRANT	37	2		10	2	8	13	2
HARNEY	27		1	3	3	3	17	
HOOD RIVER	159	19	3	26	13	40	46	12
JACKSON	764	77	28	116	45	188	290	20
JEFFERSON	261	12		41	12	57	139	
JOSEPHINE	387	34	9	49	36	68	158	33
KLAMATH	338	19	1	30	18	131	122	17
LAKE	39	8	2	4	6	8	11	
LANE	2,444	181	27	308	145	237	551	995
LINCOLN	448	27	7	38	21	193	155	7
LINN	769	55	15	103	57	200	270	69
MALHEUR	190	41	2	16	13	44	65	9
MARION	2,042	227	16	168	101	611	698	221
MORROW	108	4		6	4	70	20	4
MULTNOMAH	6,256	695	82	651	351	1,903	1,444	1,130
POLK	525	47	1	37	20	91	141	188
SHERMAN	11	1		3	1	2	3	1
TILLAMOOK	166	13	6	20	13	35	78	1
UMATILLA **	659	50	6	45	21	310	154	73
UNION	112	12	4	30	9	25	31	1
WALLOWA	25	3	1	8	1	2	9	1
WASCO	189	21	1	19	13	47	80	8
WASHINGTON	2,042	189	52	184	77	598	554	388
WHEELER	1					1		
YAMHILL	476	43	5	55	13	146	161	53
<b>TOTAL</b>	<b>23,619</b>	<b>2,148</b>	<b>337</b>	<b>2,425</b>	<b>1,287</b>	<b>6,864</b>	<b>6,616</b>	<b>3,942</b>

STATE POLICE TOTAL 4,002 149 25 484 206 1,558 1,307 273  
(Included Above)

\*\* Umatilla County - Pendleton Police Department submitted no reports for 1991

FISH and GAME OFFENSES BY COUNTY - 1991

COUNTY	1991 TOTAL	Sport Fishing	Commercial Fishing	Personal Use	Game
BAKER	153	69			84
BENTON	50	24		3	23
CLACKAMAS	308	254	4		50
CLATSOP	566	397	93	12	64
COLUMBIA	175	126			49
COOS	394	223	72	50	49
CROOK	137	50			87
CURRY	150	98	15	12	25
DESCHUTES	197	89			108
DOUGLAS	575	431	10	14	120
GILLIAM	15	4	6		5
GRANT	107	11			96
HARNEY	67	3			64
HOOD RIVER	112	87	2		23
JACKSON	227	119		10	98
JEFFERSON	213	163	2		48
JOSEPHINE	166	93		1	72
KLAMATH	160	81			79
LAKE	96	27			69
LANE	856	632	17	23	184
LINCOLN	514	315	51	110	38
LINN	215	168		4	43
MALHEUR	164	111			53
MARION	282	229	1	2	50
MORROW	213	80	1		132
MULTNOMAH	209	180	15	5	9
POLK	32	10			22
SHERMAN	73	67	2		4
TILLAMOOK	518	356	9	113	40
UMATILLA **	398	232	16		150
UNION	42	10			32
WALLOWA	116	54			62
WASCO	200	144	10		46
WASHINGTON	51	27	2		22
WHEELER	12	2			10
YAMHILL	41	22			19
TOTAL	7,804	4,988	328	359	2,129

STATE POLICE TOTAL 7,711 4,957 328 325 2,101  
(Included Above)

\*\* Umatilla County - Pendleton Police Department submitted no reports for 1991

MARINE VIOLATION OFFENSES BY COUNTY - 1991

COUNTY	1991 TOTAL	License Violations	Insf.Life Preserver	Muffling	Other Equip Violations	Operate w/o Lights	Reckless Operation	Speeding	Operate w/ Intoxicated	Other
BAKER	11	3	4				2			2
BENTON	4		3						1	
CLACKAMAS	2					1				1
CLATSOP	69	25	24		9	3		6		2
COLUMBIA	105	46	23		13	3	1	6	10	3
COOS	7	3	4							
CROOK	11	4	4							3
CURRY	5	4								1
DESCHUTES	24	1	23							
DOUGLAS	55	7	30					11		7
GILLIAM	2	2								
GRANT	0									
HARNEY	0									
HOOD RIVER	4						3			1
JACKSON	458	87	182	6	20	1	2	102	29	29
JEFFERSON	255	24	43	2	33			78	5	70
JOSEPHINE	7	2	5							
KLAMATH	1		1							
LAKE	0									
LANE	45	6	34			2	1	1		1
LINCOLN	195	80	53	1	24	12	16	4	3	2
LINN	25	3	22							
MALHEUR	4	2	2							
MARION	19	3	7	1	2			1		5
MORROW	10	3	6							1
MULTNOMAH	437	1	107	2	48	1	6	68	2	202
POLK	2	1	1							
SHERMAN	2		2							
TILLAMOOK	7	6	1							
UMATILLA **	15	5	9			1				
UNION	2		2							
WALLOWA	1	1								
WASCO	17	2	14				1			
WASHINGTON	0									
WHEELER	1		1							
YAMHILL	3		3							
<b>TOTAL</b>	<b>1,805</b>	<b>321</b>	<b>610</b>	<b>12</b>	<b>149</b>	<b>24</b>	<b>32</b>	<b>277</b>	<b>50</b>	<b>330</b>

STATE POLICE TOTAL 344 78 214 9 6 18 2 17  
(Included Above)

\*\* Umatilla County - Pendleton Police Department submitted no reports for 1991

**SECTION 6**  
**STATEWIDE**  
**ARREST INFORMATION**

This section provides information on the number of persons arrested for each offense for the state.

The state tables provide information by the age, sex and race of persons arrested.

NUMBER OF ARRESTS BY AGE - STATE OF OREGON, 1991

TOTAL ARRESTS	ADULT ARRESTS	JUVENILE ARRESTS		Under 10	10 to 12	13 to 14	15	16	17	18	19	20	21	22	23	24	25 to 29	30 to 34	35 to 39	40 to 44	45 to 49	50 to 54	55 to 59	60 to 64	65 and Over	
<b>CRIMES AGAINST PERSONS</b>																										
108	95	13	Willful Murder *	1		2	3	5	2	3	5		7	6	8	5	18	14	10	9	4	3	1	1	1	
14	13	1	Neg. Homicide(1)				1		1		1	1	1			4	3		1	1	1					
478	391	87	Forcible Rape *		9	15	15	21	27	25	34	19	16	21	15	14	81	62	34	30	16	13	5	4	2	
1,601	1,193	408	Other Sex Crime	13	75	147	47	59	67	39	59	56	50	41	27	39	198	204	148	126	61	54	34	17	40	
81	68	13	Kidnapping		1	2	1	6	3	2	4	2	6	1	7		12	10	13	6	2	1	1		1	
21	8	13	Extortion			6	4		1	1		1				3	1	1		1						
1,342	998	344	Robbery *	1	23	91	53	100	76	111	84	75	72	65	52	43	197	139	94	44	15	2	1	2	2	
			Purse-snatch *	Purse-Snatch arrests are included in the Larceny total																						
2,284	1,858	426	Aggravated Assault *	18	47	123	78	77	85	94	80	101	82	81	76	72	380	328	212	166	79	44	28	18	19	
17,670	14,953	2,717	Simple Assault	57	347	803	441	540	529	486	576	558	661	561	649	635	3,338	3,123	2,016	1,138	569	260	182	79	110	
23,599	19,577	4,022	<b>TOTAL</b>	80	502	1,191	640	809	790	764	842	813	895	806	834	808	4,231	3,884	2,528	1,520	748	378	230	121	175	
<b>CRIMES AGAINST PROPERTY</b>																										
4,835	2,689	2,146	Burglary *	70	292	597	363	419	385	342	303	223	183	132	120	114	472	372	224	113	50	23	7	2	9	
24,543	15,229	9,314	Larceny *	224	1,408	2,798	1,627	1,693	1,568	1,432	1,259	946	855	635	569	574	2,383	2,071	1,648	1,284	569	354	241	143	266	
2,737	1,488	1,251	Motor Vehicle Theft *	1	41	358	292	313	248	208	187	119	99	85	79	67	256	176	109	53	17	10	4	4	1	
489	215	274	Arson *	34	72	88	28	34	18	15	15	11	12	10	5	7	32	28	27	23	16	6	5	1	2	
1,264	1,029	235	Forgery/Counterfeit	1	7	37	48	67	77	104	101	92	51	46	47	63	192	150	92	54	21	8	2	2	4	
1,496	1,361	135	Fraud		6	23	20	28	58	87	91	99	92	60	70	30	260	211	150	103	48	25	17	8	10	
72	68	4	Embezzlement				1	1	2	7	4	7	3	4	4	8	10	5	5	2	3	2				
546	331	215	Stolen Property	1	11	65	33	47	58	42	35	32	38	21	15	15	42	42	23	15	5	3		1	2	
5,302	2,741	2,561	Vandalism	126	476	733	401	439	386	331	232	217	169	149	148	116	501	333	263	132	68	30	22	13	19	
41,284	25,149	16,135	<b>TOTAL</b>	457	2,313	4,697	2,831	3,041	2,798	2,568	2,227	1,746	1,502	1,172	1,055	990	4,146	3,393	2,541	1,764	796	482	300	174	313	
<b>BEHAVIORAL CRIMES</b>																										
2,093	1,736	357	Weapon Laws		11	81	78	102	87	134	121	94	107	98	63	59	325	271	200	135	57	32	12	11	17	
1,352	1,320	32	Prostitution			8	2	10	12	85	56	69	70	51	53	57	284	270	162	67	51	25	14	12	12	
9,591	8,962	629	Drug Laws	1	8	102	116	183	219	356	429	448	497	437	384	422	2,002	1,732	1,183	667	223	87	35	20	20	
18	9	9	Gambling			2	3	2	2	2	1				1		1	1	1		1				1	
259	245	14	Crimes Against Family	4	2	5	1	1	1	2	6	12	7	5	17	8	70	54	34	21	3	4	1	1	1	
27,226	26,909	317	D.U.I.I.	3	5	5	11	61	232	388	625	772	1,144	1,038	1,031	973	5,408	5,069	3,852	2,607	1,563	1,038	607	433	423	
17,859	13,049	4,810	Liquor Laws	6	65	614	817	1,337	1,971	2,908	3,040	2,445	623	378	298	213	780	664	589	496	245	171	109	60	30	
4,478	3,671	807	Disorderly Conduct	9	93	232	148	184	161	208	225	230	296	222	171	150	682	564	400	243	121	69	30	35	25	
15,089	12,400	2,689	All Other	35	219	725	505	639	568	743	679	641	562	552	466	434	2,201	2,029	1,520	1,076	649	372	187	121	168	
3,197	3,197		Curfew	8	178	941	677	775	618																	
4,017	4,017		Runaway Juveniles	44	340	1,542	975	755	361																	
85,179	69,301	16,878	<b>TOTAL</b>	110	921	4,257	3,331	4,029	4,230	4,804	5,182	4,711	3,308	2,779	2,486	2,318	11,753	10,814	7,941	5,314	2,913	1,798	895	634	695	
150,062	113,027	37,035	<b>GRAND TOTAL</b>	657	3,736	10,145	6,802	7,878	7,816	8,138	8,251	7,270	5,703	4,757	4,375	4,114	20,130	17,891	13,010	8,598	4,457	2,638	1,525	989	1,163	
36,816	22,961	13,855	* Index Total	358	1,898	4,873	2,924	2,668	2,932	2,230	1,867	1,494	1,326	1,065	824	896	3,819	3,190	2,358	1,704	768	455	290	175	302	
14,959	14,316	643	Traffic Crimes	2	5	33	73	200	330	601	778	737	808	828	740	640	3,430	2,488	1,478	848	381	207	136	66	152	
7,317	6,978	339	Fish & Game Violations			14	37	118	170	223	245	236	230	247	227	223	1,285	1,143	902	647	417	287	181	177	308	
1,667	1,616	51	Marine Violations	1		9	11	13	17	31	35	55	44	51	55	51	333	297	234	175	109	78	35	12	21	

(1) Negligent Homicide Arrests include Traffic Death Arrests

NUMBER OF MALE ARRESTS BY AGE - STATE OF OREGON, 1991

TOTAL ARRESTS	ADULT ARRESTS	JUVENILE ARRESTS		Under 10	10 to 12	13 to 14	15	16	17	18	19	20	21	22	23	24	25 to 29	30 to 34	35 to 39	40 to 44	45 to 49	50 to 54	55 to 59	60 to 64	65 and Over	
<b>CRIME AGAINST PERSON</b>																										
98	96	12	Willful Murder *	1		2	2	5	2	3	5		6	6	7	5	13	14	9	9	4	3	1	1		
13	12	1	Neg. Homicide(1)					1		1		1	1				4	3			1	1				
472	366	86	Forcible Rape *		9	15	14	21	27	25	34	19	16	21	14	14	80	62	31	30	16	13	5	4	2	
1,524	1,147	377	Other Sex Crime	13	65	134	45	56	64	38	58	53	48	38	24	39	186	184	143	121	60	54	34	17	40	
69	61	8	Kidnapping			1	4	3	2	4	2	2	6	1	6		10	8	12	5	2	1	1		1	
17	6	11	Extortion			8	2		1	1							2	1	1	1						
1,201	896	305	Robbery *	1	19	81	43	91	70	102	77	67	67	62	47	40	179	119	78	37	15	2	1	1	2	
			Purse-snatch *	Purse-Snatch arrests are included in the Larceny to																						
1,977	1,531	366	Aggravated Assault *	18	42	114	63	69	82	83	69	86	78	70	65	59	325	270	182	141	70	38	19	16	18	
14,309	12,270	2,039	Simple Assault	47	287	571	317	408	409	382	458	432	522	482	536	520	2,682	2,579	1,663	979	486	229	148	69	102	
19,680	16,455	3,225	<b>TOTAL</b>	78	422	825	487	655	658	637	705	662	744	680	699	677	3,481	3,250	2,119	1,322	655	341	209	108	166	
<b>CRIME AGAINST PROPERTY</b>																										
4,398	2,471	1,927	Burglary *	61	252	516	344	396	358	328	283	210	172	124	111	104	442	324	167	101	49	21	6	2	7	
16,919	10,592	6,327	Larceny *	185	948	1,830	1,075	1,163	1,128	1,078	953	694	647	470	408	397	1,622	1,367	1,065	882	383	217	164	78	169	
2,377	1,342	1,035	Motor Vehicle Theft *	1	32	279	240	261	222	187	175	112	88	78	73	62	228	153	100	52	16	10	4	3	1	
427	178	249	Arson *	30	68	79	25	33	18	15	13	8	7	10	3	5	27	22	23	21	14	3	5	1	1	
797	654	143	Forgery/Counterfeit		5	18	29	44	47	68	74	54	33	24	33	35	117	89	64	35	16	6	2	1	3	
941	834	87	Fraud		4	14	13	16	40	53	66	60	54	40	39	20	159	129	97	65	31	14	14	4	9	
38	35	3	Embezzlement					1	2	4	4	2	1	2	3	3	5	6	2	1			2			
478	282	197	Stolen Property	1	10	61	32	43	50	37	27	28	34	20	12	13	34	37	18	11	5	3		1	2	
4,679	2,385	2,294	Vandalism	117	425	646	355	400	351	301	214	196	153	137	127	98	440	273	208	111	61	24	18	12	14	
31,055	18,793	12,262	<b>TOTAL</b>	385	1,742	3,443	2,113	2,359	2,210	2,071	1,809	1,364	1,189	905	807	737	3,074	2,400	1,764	1,279	575	296	213	102	206	
<b>BEHAVIORAL CRIMES</b>																										
1,972	1,633	339	Weapon Laws		11	80	69	93	86	128	110	90	103	91	59	57	302	257	189	128	52	29	11	10	17	
644	638	6	Prostitution			1		2	3	14	9	21	19	22	21	27	119	125	95	54	48	25	14	12	12	
7,813	7,307	506	Drug Laws	1	8	71	96	145	183	305	377	387	429	373	315	300	1,618	1,353	930	556	177	67	31	15	14	
17	8	9	Gambling			2	5	2	2	2	1				1		1	1	1						1	
96	89	7	Crimes Against Family	3	2	1		1		2	2	9	2	1	5	1	20	21	16	7		3				
22,800	22,539	261	D.U.I.I.	2	5	3	11	51	189	344	333	682	893	891	878	850	4,507	4,104	3,141	2,127	1,315	891	533	372	378	
14,303	11,082	3,221	Liquor Laws	8	28	284	478	831	1,494	2,334	2,538	2,068	533	322	261	180	683	578	541	470	226	159	106	57	28	
3,632	3,038	598	Disorderly Conduct	8	66	158	112	125	127	173	186	196	239	184	152	123	567	446	326	205	98	59	28	29	25	
12,039	9,910	2,129	All Other	29	180	559	388	519	454	582	560	509	492	443	382	359	1,764	1,555	1,176	877	516	296	158	98	133	
2,180	2,180		Curfew	7	119	569	485	539	481																	
1,729	1,729		Runaway Juveniles	34	178	577	388	359	185																	
67,225	56,242	10,983	<b>TOTAL</b>	90	595	2,305	2,012	2,767	3,214	3,894	4,318	3,960	2,810	2,327	2,074	1,857	9,581	8,441	6,415	4,424	2,432	1,529	881	594	807	
117,960	91,490	26,470	<b>GRAND TOTAL</b>	563	2,759	6,673	4,612	5,781	6,082	6,602	6,830	5,986	4,743	3,912	3,580	3,371	16,138	14,091	10,298	7,025	3,662	2,168	1,303	804	979	
27,869	17,542	10,327	* Index Total	295	1,368	2,918	1,806	2,041	1,901	1,821	1,609	1,198	1,081	841	726	686	2,916	2,331	1,675	1,273	567	307	205	106	200	
13,006	12,483	523	Traffic Crimes	2	4	25	56	159	277	522	689	641	740	728	661	571	2,897	2,150	1,234	753	332	178	114	54	119	
6,855	6,542	313	Fish & Game Violations			11	34	113	155	219	233	227	213	230	204	213	1,208	1,070	840	605	392	264	164	166	294	
1,582	1,537	45	Marine Violations	1		7	9	13	15	26	31	51	39	47	56	48	313	265	222	170	105	74	38	11	21	

(1) Negligent Homicide Arrests include Traffic Death Arrests



NUMBER OF FEMALE ARRESTS BY AGE - STATE OF OREGON, 1981

TOTAL ARRESTS	ADULT ARRESTS	JUVENILE ARRESTS		Under 10	10 to 12	13 to 14	15	16	17	18	19	20	21	22	23	24	25 to 29	30 to 34	35 to 39	40 to 44	45 to 49	50 to 54	55 to 59	60 to 64	65 and Over	
<b>CRIME AGAINST PERSON</b>																										
10	9	1	Willful Murder *			1							1		1		5		1						1	
1	1	0	Neg. Homicide(1)																	1						
6	5	1	Forcible Rape *			1									1		1		3							
77	46	31	Other Sex Crime		10	13	2	3	3	1	1	3	2	3	3		12	10	5	5	1					
12	7	5	Kidnapping		1	2		2							1		2	2	1	1						
4	2	2	Extortion				2					1					1									
141	102	39	Robbery *		4	10	10	9	6	9	7	8	5	3	5	3	18	20	16	7				1		
			Purse-snatch *																							
307	267	40	Aggravated Assault *	2	5	9	13	8	3	11	11	13	4	11	11	13	55	58	30	25	9	6	7	2	1	
3,361	2,683	678	Simple Assault	10	60	232	124	132	120	106	118	126	139	109	113	115	656	544	353	159	83	31	14	10	7	
3,919	3,122	797	<b>TOTAL</b>	12	80	266	153	154	132	127	137	151	151	126	135	131	750	634	409	198	93	37	21	13	9	
<b>CRIME AGAINST PROPERTY</b>																										
437	218	219	Burglary *	9	40	79	39	24	28	14	19	13	11	8	9	10	30	49	37	12	1	2	1		2	
7,624	4,637	2,987	Larceny *	38	460	968	552	531	440	354	308	252	208	185	163	176	761	705	583	392	186	137	77	65	97	
360	144	216	Motor Vehicle Theft *		9	79	52	52	24	21	12	7	11	17	6	5	28	23	9	3	1			1		
62	37	25	Arson *	4	6	9	3	1	2		2	3	5		2	2	5	6	4	2	2	3			1	
467	375	92	Forgery/Counterfeit	1	2	19	17	23	30	36	27	36	18	22	14	28	75	61	28	19	5	2		1	1	
555	507	48	Fraud		2	9	7	12	18	34	25	39	36	20	31	10	101	82	53	38	17	11	3	4	1	
34	33	1	Embezzlement				1			3		5	2	2	1	1	3	4	3	4	2	3				
67	49	18	Stolen Property		1	4	1	4	8	5	8	4	4	1	3	2	8	5	5	4						
623	356	267	Vandalism	9	51	87	46	39	35	30	18	21	16	12	19	18	61	60	55	21	7	6	6	1	5	
10,229	6,356	3,873	<b>TOTAL</b>	61	571	1,252	718	688	585	497	417	382	313	267	248	252	1,072	895	777	485	221	164	87	72	107	
<b>BEHAVIORAL CRIMES</b>																										
121	103	18	Weapon Laws			1	7	9	1	6	11	4	4	7	4	2	23	14	11	7	5	3	1	1		
708	682	26	Prohibition			7	2	8	9	51	47	48	51	29	34	30	165	144	67	13	3					
1,780	1,657	123	Drug Laws			31	18	38	36	51	52	61	68	64	69	62	386	400	252	111	46	20	4	5	6	
1	1	0	Gambling																		1					
163	156	7	Crimes Against Family	1		4	1		1		4	3	5	4	12	7	50	33	18	14	3	1	1	1		
4,428	4,370	56	D.U.I.	1		2		10	43	42	92	89	151	147	153	123	900	907	711	480	248	147	74	61	43	
3,556	1,967	1,589	Liquor Laws		37	330	336	407	477	574	502	379	90	54	37	33	97	86	48	28	19	12	3	3	2	
846	635	211	Disorderly Conduct	1	27	74	38	39	34	35	39	34	57	38	19	27	115	119	74	38	22	10	2	6		
3,048	2,488	560	All Other	6	36	186	116	123	111	151	117	132	70	109	84	75	437	474	344	199	133	76	29	23	35	
1,017		1,017	Curfew	1	59	372	212	236	137																	
2,288		2,288	Runaway Juveniles	10	164	965	567	386	166																	
17,954	12,059	5,895	<b>TOTAL</b>	20	325	1,952	1,317	1,266	1,015	910	864	750	498	452	412	359	2,173	2,177	1,525	890	480	269	114	100	86	
32,102	21,537	10,565	<b>GRAND TOTAL</b>	83	976	3,470	2,189	2,106	1,732	1,534	1,418	1,283	960	845	795	742	3,965	3,808	2,711	1,573	794	470	222	185	204	
8,947	5,419	3,528	* Index Total	53	524	1,152	671	625	503	409	357	296	245	224	198	209	903	861	683	431	199	148	85	69	102	
1,945	1,847	98	Traffic Crimes		1	7	12	31	47	67	92	83	77	96	85	61	423	369	240	106	49	30	20	14	33	
462	451	11	Fish & Game Violations			1	1	3	6	10	7	16	11	25	11	14	82	77	57	45	29	24	16	10	17	
76	70	6	Marine Violations			2	2		2	4	3	3	4	4		2	19	12	5	5	5	3		1		

(1) Negligent Homicide Arrests include Traffic Death Arrests

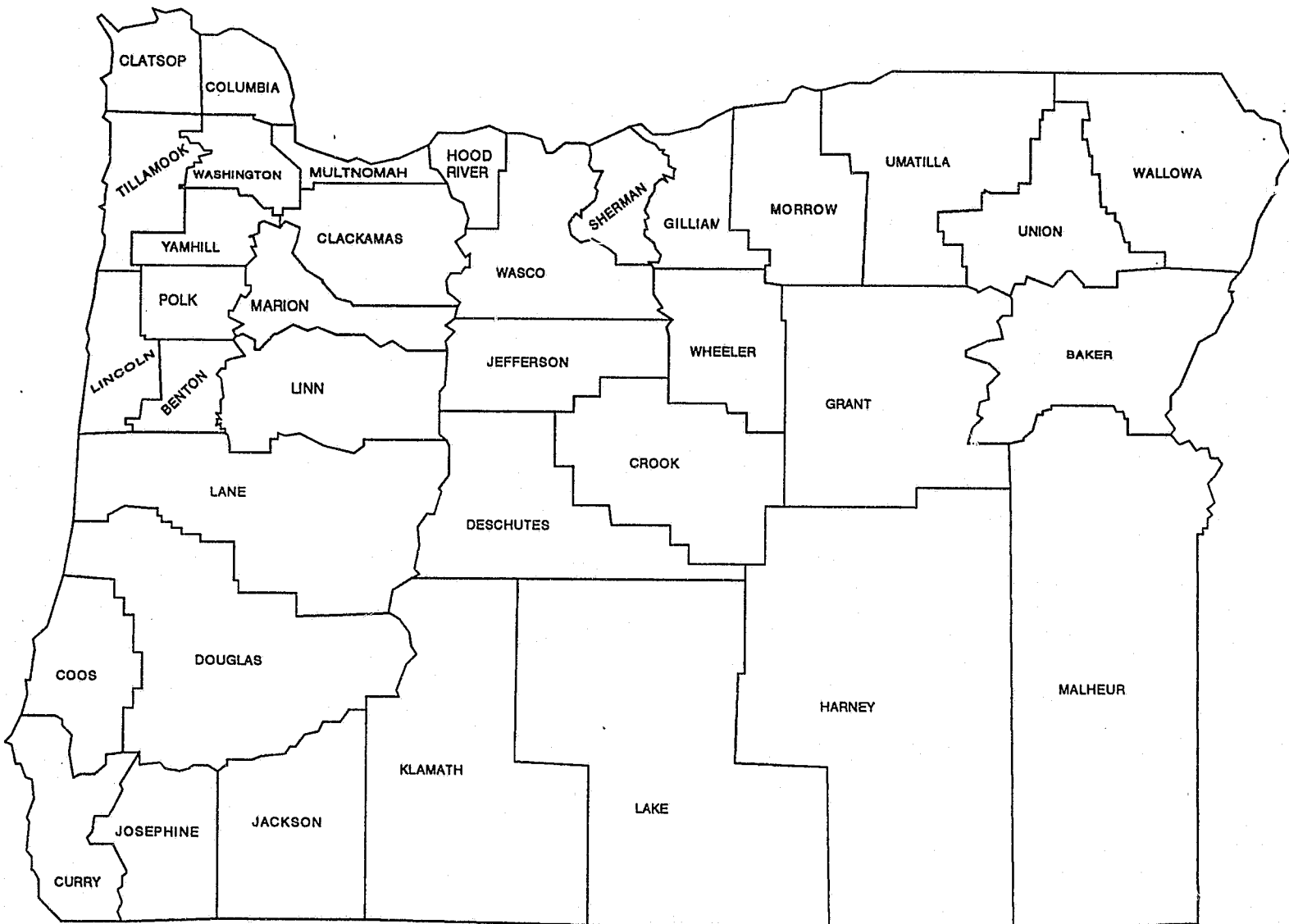
5-9

NUMBER OF ARRESTS BY RACE - STATE OF OREGON, 1991

TOTAL ARRESTS	ADULT ARRESTS	JUVENILE ARRESTS		WHITE			BLACK			INDIAN			HISPANIC			INDO-CHINESE			OTHER ASIAN		
				Adult	Juven	Total	Adult	Juven	Total	Adult	Juven	Total	Adult	Juven	Total	Adult	Juven	Total	Adult	Juven	Total
<b>CRIMES AGAINST PERSON</b>																					
108	95	13	Willful Murder*	68	6	74	16	6	22	3		3	3	1	4	5		5			
14	13	1	Neg. Homicide(1)	12	1	13						1		1							
478	390	88	Forcible Rape *	259	68	327	69	14	83	8	1	9	51	5	56	1		1	2	2	2
1,601	1,192	409	Other Sex Crime	1,017	361	1,378	66	26	92	17	4	21	85	16	101	1	2	3	6	6	6
81	68	13	Kidnapping	55	11	66	3		3			1	10	1	11						
21	8	13	Extortion	6	3	9	2	10	12												
1,342	993	349	Robbery *	612	228	840	283	76	359	21	10	31	61	25	86	6	6	12	10	4	14
			Purse-Snatch *	Purse-Snatch arrests are included in the Larceny total																	
2,284	1,854	430	Aggravated Assault *	1,478	323	1,801	175	66	241	35	4	39	145	32	177	10	3	13	11	2	13
17,670	14,935	2,735	Simple Assault	12,221	2,229	14,450	1,268	286	1,554	273	46	319	1,026	140	1,166	42	9	51	105	25	130
23,599	19,548	4,051	<b>TOTAL</b>	15,728	3,231	18,958	1,882	484	2,366	357	66	423	1,382	220	1,602	65	20	85	134	31	165
<b>CRIMES AGAINST PROPERTY</b>																					
4,835	2,678	2,157	Burglary *	2,269	1,951	4,220	210	81	291	35	23	58	144	80	224	9	1	10	11	21	32
24,543	15,178	9,365	Larceny *	11,614	7,990	19,604	1,348	536	1,884	216	111	327	1,703	537	2,240	85	57	142	212	134	346
2,737	1,479	1,258	Motor Vehicle Theft *	1,186	1,028	2,214	125	128	253	30	16	46	111	37	148	16	29	45	11	20	31
489	215	274	Arson *	203	237	440	5	23	28	3	3	6	3	11	14				1		1
1,264	1,026	238	Forgery/Counterfeit	844	208	1,052	134	18	152	6	6	12	37	11	48				5	1	6
1,496	1,359	137	Fraud	1,221	115	1,336	79	8	87	10	2	12	35	8	43	2	2	4	12	2	14
72	67	5	Embezzlement	60	5	65	4		4				1		1	1		1	1		1
546	330	216	Stolen Property	273	171	444	23	12	35	1	13	14	16	13	29	12	2	14	5	5	10
5,302	2,721	2,581	Vandalism	2,374	2,373	4,747	128	80	208	44	18	62	146	93	239	8	2	10	21	15	36
41,284	25,053	16,231	<b>TOTAL</b>	20,044	14,078	34,122	2,056	886	2,942	345	186	531	2,196	790	2,986	133	93	226	279	198	477
<b>BEHAVIORAL CRIMES</b>																					
2,093	1,732	361	Weapon Laws	1,273	270	1,543	236	61	297	15	6	21	184	18	202	11	2	13	13	4	17
1,352	1,320	32	Prostitution	921	20	941	254	8	262	28	1	29	72	2	74	17		17	28	1	29
9,591	8,955	636	Drug Laws	6,066	437	6,503	1,072	110	1,182	66	7	73	1,725	76	1,801	4		4	22	6	28
18	9	9	Gambling	4	2	6	5	6	11											1	1
259	245	14	Crimes Against Family	214	11	225	7		7				19	2	21	1		1	4	1	5
27,226	26,897	329	D.U.L.L.	24,351	279	24,630	337	1	338	307	9	316	1,790	38	1,828	27		27	85	2	87
17,859	12,944	4,915	Liquor Laws	11,045	4,500	15,545	523	117	640	360	100	460	925	168	1,093	5	2	7	86	28	114
4,478	3,658	820	Disorderly Conduct	3,041	681	3,722	200	57	257	81	22	103	301	55	356	3		3	32	5	37
15,089	12,377	2,712	All Other	10,617	2,451	13,068	625	108	733	174	10	184	894	127	1,021	15	1	16	52	15	67
3,197	3,197	3,197	Curfew	2,745	2,745	5,490	236		236				114	114	228			17	17	27	27
4,017	4,017	4,017	Runaway Juveniles	3,566	3,566	7,132	237		237				114	114	228			1	1	25	25
85,179	68,137	17,042	<b>TOTAL</b>	57,532	14,962	72,494	3,259	941	4,200	1,031	287	1,318	5,910	714	6,624	83	23	106	322	115	437
150,062	112,738	37,324	<b>GRAND TOTAL</b>	93,304	32,270	125,574	7,197	2,311	9,508	1,733	539	2,272	9,488	1,724	11,212	281	136	417	735	344	1,079
36,816	22,882	13,934	<b>Index Total</b>	17,689	11,831	29,520	2,231	930	3,161	351	168	519	2,221	728	2,949	132	96	228	258	181	439
14,959	14,316	643	Traffic Crime	11,936	524	12,460	808	42	850	160	1	161	1,306	67	1,373	43	3	46	63	6	69
7,317	6,978	339	Fish & Game	6,973	338	7,311	1		1	1		1	3		3			1	1		
1,667	1,616	51	Marine	1,604	51	1,655							8		8	2		2	2		2

(1) Negligent Homicide Arrests include Traffic Death Arrests

# OREGON COUNTY MAP



## STATE OF OREGON ARRESTS BY RACE &amp; COUNTY 1991

ARREST TOTAL	COUNTY	WHITE	BLACK	INDIAN	HISPANIC	INDO-CHINESE	OTHER ASIAN
843	BAKER	815	1	11	13		3
2,503	BENTON	2,353	87	9	38		16
8,324	CLACKAMAS	7,641	218	47	338	15	65
2,698	CLATSOP	2,572	34	16	59	4	13
2,287	COLUMBIA	2,257	11	3	15		1
4,497	COOS	4,407	26	14	43	1	6
1,020	CROOK	1,014			1		5
822	CURRY	805	3	7	7		
4,720	DESCHUTES	4,629	14	19	48		10
6,286	DOUGLAS	6,136	24	22	98		6
59	GILLIAM	58			1		
310	GRANT	304	1	3	1		1
229	HARNEY	190		29	3		7
1,089	HOOD RIVER	843	4	13	227	1	1
10,157	JACKSON	9,091	120	85	833		28
1,429	JEFFERSON	816	11	371	224		7
2,685	JOSEPHINE	2,608	11	9	53		4
2,283	KLAMATH	1,876	25	195	180		7
308	LAKE	281		13	14		
17,286	LANE	16,284	546	142	200		114
2,846	LINCOLN	2,773	15	41	8		9
6,003	LINN	5,753	49	31	147	1	22
1,757	MALHEUR	1,068	27	7	642		13
12,097	MARION	9,187	322	237	2,248	21	82
472	MORROW	435	1		35		1
32,968	MULTNOMAH	20,619	7,499	777	3,314	341	418
2,260	POLK	1,836	61	22	322		19
97	SHERMAN	88		1	8		
1,216	TILLAMOOK	1,202		2	9	1	2
2,911	UMATILLA **	2,331	20	62	494	1	3
1,509	UNION	1,435	26	11	19		18
324	WALLOWA	318		3	3		
1,434	WASCO	1,230	13	33	147		11
11,313	WASHINGTON	9,661	323	25	1,107	30	167
33	WHEELER	32			1		
2,987	YAMHILL	2,626	16	12	312	1	20
150,062	STATE TOTAL	125,574	9,508	2,272	11,212	417	1,079

\*\* Umatilla County - Pendleton Police Department submitted no reports for 1991

TOTAL ARRESTS FOR CRIMES AGAINST PERSONS BY RACE & COUNTY 1991

ARREST TOTAL	COUNTY	WHITE	BLACK	INDIAN	HISPANIC	INDO-CHINESE	OTHER ASIAN
116	BAKER	111	1	3	1		
363	BENTON	321	24	1	11		6
1,338	CLACKAMAS	1,238	35	6	51	1	7
323	CLATSOP	308	6	4	5		
202	COLUMBIA	202					
825	COOS	809	3	3	8		2
87	CROOK	86			1		
111	CURRY	108	1		2		
577	DESCHUTES	572	1	1	3		
939	DOUGLAS	913	5	6	13		2
6	GILLIAM	5			1		
44	GRANT	44					
32	HARNEY	26		5	1		
129	HOOD RIVER	99		2	28		
1,304	JACKSON	1,178	20	17	85		4
127	JEFFERSON	83	2	24	18		
294	JOSEPHINE	287	1	1	5		
424	KLAMATH	328	7	58	29		2
35	LAKE	29		2	4		
2,018	LANE	1,871	98	20	16		13
393	LINCOLN	382	2	6	2		1
1,072	LINN	1,019	11	8	31		3
195	MALHEUR	105	3		86		1
2,415	MARION	1,820	110	80	392	3	10
114	MORROW	104			10		
6,420	MULTNOMAH	3,805	1,926	139	396	75	79
532	POLK	405	30	7	83		7
13	SHERMAN	12		1			
176	TILLAMOOK	172		1	2	1	
417	UMATILLA **	313	5	11	87	1	
215	UNION	198	7		2		8
35	WALLOWA	35					
182	WASCO	146	2	6	25		3
1,566	WASHINGTON	1,355	61	5	150	3	14
3	WHEELER	3					
535	YAMHILL	466	5	6	54	1	3
23,599	STATE TOTAL	18,958	2,366	423	1,602	85	165

\*\* Umatilla County - Pendleton Police Department submitted no reports for 1991

TOTAL ARRESTS FOR CRIMES AGAINST PROPERTY BY RACE & COUNTY 1991

ARREST TOTAL	COUNTY	WHITE	BLACK	INDIAN	HISPANIC	INDO-CHINESE	OTHER ASIAN
281	BAKER	270		3	7		1
728	BENTON	680	32	3	7		6
2,592	CLACKAMAS	2,254	144	26	117	12	39
461	CLATSOP	438	11	3	8		1
396	COLUMBIA	389	4	1	2		
974	COOS	952	8	1	12		1
188	CROOK	188					
173	CURRY	169	2	1	1		
1,457	DESCHUTES	1,415	6	8	23		5
1,330	DOUGLAS	1,286	10	4	28		2
8	GILLIAM	8					
35	GRANT	32		2	1		
43	HARNEY	38		5			
251	HOOD RIVER	178	1	3	68	1	
3,331	JACKSON	3,040	29	25	231		6
269	JEFFERSON	146	1	78	44		
703	JOSEPHINE	680	1	2	18		2
594	KLAMATH	476	6	48	63		1
60	LAKE	55		1	4		
4,644	LANE	4,358	169	29	35		53
759	LINCOLN	745	5	7	1		1
1,398	LINN	1,330	11	6	41		10
446	MALHEUR	240	12	3	190		1
3,815	MARION	2,808	115	68	778	12	34
102	MORROW	87	1		13		1
9,409	MULTNOMAH	6,085	2,195	159	609	174	187
492	POLK	414	8	6	61		3
22	SHERMAN	20			2		
240	TILLAMOOK	238			1		1
665	UMATILLA **	515	4	6	140		1
408	UNION	386	7	6	4		5
76	WALLOWA	76					
390	WASCO	305	7	11	62		5
3,694	WASHINGTON	3,091	147	12	317	27	100
3	WHEELER	3					
846	YAMHILL	727	6	4	98		11
41,284	STATE TOTAL	34,122	2,942	531	2,986	226	477

\*\* Umatilla County - Pendleton Police Department submitted no reports for 1991

TOTAL ARRESTS FOR BEHAVIORAL CRIMES BY RACE & COUNTY 1991

ARREST TOTAL	COUNTY	WHITE	BLACK	INDIAN	HISPANIC	INDO-CHINESE	OTHER ASIAN
446	BAKER	434		5	5		2
1,412	BENTON	1,352	31	5	20		4
4,394	CLACKAMAS	4,149	39	15	170	2	19
1,914	CLATSOP	1,826	17	9	46	4	12
1,689	COLUMBIA	1,666	7	2	13		1
2,698	COOS	2,646	15	10	23	1	3
745	CROOK	740					5
538	CURRY	528		6	4		
2,686	DESCHUTES	2,642	7	10	22		5
4,017	DOUGLAS	3,937	9	12	57		2
45	GILLIAM	45					
231	GRANT	228	1	1			1
154	HARNEY	126		19	2		7
709	HOOD RIVER	566	3	8	131		1
5,522	JACKSON	4,873	71	43	517		18
1,033	JEFFERSON	587	8	269	162		7
1,688	JOSEPHINE	1,641	9	6	30		2
1,265	KLAMATH	1,072	12	89	88		4
213	LAKE	197		10	6		
10,624	LANE	10,055	279	93	149		48
1,694	LINCOLN	1,646	8	28	5		7
3,533	LINN	3,404	27	17	75	1	9
1,116	MALHEUR	723	12	4	366		11
5,867	MARION	4,559	97	89	1,078	6	38
256	MORROW	244			12		
17,139	MULTNOMAH	10,729	3,378	479	2,309	92	152
1,236	POLK	1,017	23	9	178		9
62	SHERMAN	56			6		
800	TILLAMOOK	792		1	6		1
1,828	UMATILLA **	1,503	11	45	267		2
886	UNION	851	12	5	13		5
213	WALLOWA	207		3	3		
862	WASCO	779	4	16	60		3
6,031	WASHINGTON	5,215	115	8	640		53
27	WHEELER	26			1		
1,606	YAMHILL	1,433	5	2	160		6
85,179	STATE TOTAL	72,494	4,200	1,318	6,624	106	437

\*\* Umatilla County - Pendleton Police Department submitted no reports for 1991

**SECTION 7**  
**STATEWIDE**  
**LAW ENFORCEMENT EMPLOYEES**  
**and**  
**OFFICER ASSAULTED INFORMATION**



## LAW ENFORCEMENT EMPLOYEES - STATEWIDE - 1991

The number of officers is the number of full time Law Enforcement Officers who are certified, certifiable or in process of being certified by the Oregon Board on Public Safety Standards and Training.

The number of support staff includes full-time, non-officer staff such as records, communications and clerical employees.

	Officer	Support Staff	Total Employees
Male	4,394	281	4,675
Female	318	1,204	1,552
<b>Total</b>	<b>4,712</b>	<b>1,485</b>	<b>6,197</b>

Officers per 1,000 population = 1.61

Total Employees per 1,000 population = 2.59

Sheriffs Departments	1,096	348	1,444
Oregon State Police	838	211	1,049
Police Departments	2,736	913	3,649
O.L.C.C. Enforcement	42	13	55
<b>Total</b>	<b>4,712</b>	<b>1,485</b>	<b>6,197</b>

When compared to 1990, the above numbers represent changes as follows:

2.1% increase in the number of law enforcement officers statewide

1.9% decrease in the number of support employees

0.4% decrease in the total number of law enforcement employees

## LAW ENFORCEMENT EMPLOYEE - HISTORY

	Officer	Support Staff	Total Employees
1982	4,434	1,326	5,760
1983	4,297	1,204	1,552
1984	4,318	1,335	5,653
1985	4,267	1,345	5,612
1986	4,249	1,385	5,634
1987	4,303	1,377	5,675
1988	4,426	1,477	5,803
1989	4,606	1,413	6,019
1990	4,705	1,514	6,219
1991	4,712	1,485	6,197

LAW ENFORCEMENT EMPLOYEES BY DEPARTMENT WITH OFFICER ASSAULTS - 1991

DEPARTMENT	POPULATION	LAW ENFORCE OFFICERS	SUPPORT STAFF	TOTAL STAFF	TOTAL OFFICERS ASSAULT	ASSAULT WITH INJURY	ASSAULT WITHOUT INJURY
OSP-BAKER		20	4	24			
BAKER CO. SO.	6,425	5	1	6	2	1	1
BAKER CITY PD	9,275	11	4	15			
O.L.C.C. BAKER							
	15,700	36	9	45	2	1	1
OSP-BENTON		22	1	23	1		1
BENTON CO. SO.	24,080	24	5	29	1		1
CORVALLIS PD.	45,780	48	25	73	9	4	5
PHILOMATH PD.	3,040	6	1	7			
O.L.C.C. BENTON							
	72,900	100	32	132	11	4	7
OSP-CLACKAMAS		77	24	101	3		3
CLACKMAS CO. SO.	176,070	110	37	147	9	2	7
CANBY PD.	9,370	14	5	19			
GLADSTONE PD.	10,420	12	6	18			
LAKE OSWEGO PD.	31,545	40	22	62	8	4	4
MILWAUKIE PD.	19,450	22	11	33	3	2	1
MOLALLA PD.	3,650	8	1	9	6	3	3
OREGON CITY PD.	16,760	23	5	28	3	2	1
SANDY PD.	4,275	7	1	8	1		1
WEST LINN PD.	17,160	18	4	22	5	3	2
O.L.C.C. CLACKAMAS		22	8	30			
	288,700	353	124	477	38	16	22
OSP-CLATSOP		18	1	19	5	1	4
CLATSOP CO. SO.	12,155	14	3	17			
ASTORIA PD.	10,000	17	7	24	3	2	1
CANNON BEACH PD.	1,255	6	1	7	1		1
GEARHART PD.	1,045	2		2			
SEASIDE PD.	5,420	17	5	22	6		6
HARRENTON/HAMMOND PD	3,325	5		5			
O.L.C.C. CLATSOP		1		1			
	33,200	80	17	97	15	3	12

## LAW ENFORCEMENT EMPLOYEES BY DEPARTMENT WITH OFFICER ASSAULTS - 1991

DEPARTMENT	POPULATION	LAW ENFORCE OFFICERS	SUPPORT STAFF	TOTAL STAFF	TOTAL OFFICERS ASSAULT	ASSAULT WITH INJURY	ASSAULT WITHOUT INJURY
OSP-COLUMBIA		12	1	13	2	1	1
COLUMBIA CO. SO.	21,330	13	2	15	1	1	
CLATSKANIE PD.	1,785	5	1	6			
RAINIER PD.	1,675	5	1	6	1		1
SCAPPOOSE PD.	3,565	6	2	8			
ST. HELENS PD.	7,620	16	3	19	2		2
VERNONIA PD.	1,825	4		4	2	1	1
O.L.C.C. COLUMBIA							
	37,800	61	10	71	8	3	5
OSP-COOS		23	4	27	8		8
COOS CO. SO.	26,615	28	4	32	1		1
BANDON PD.	2,335	7	1	8			
COOS BAY PD.	15,065	29	11	40			
COQUILLE PD.	4,095	8	2	10	1	1	
MYRTLE POINT PD.	2,680	6	1	7	1	1	
NORTH BEND PD.	9,730	17	5	22	5	1	4
POWERS PD.	680	2		2			
O.L.C.C. COOS		1		1			
	61,200	121	28	149	16	3	13
OSP-CROOK		6		6			
CROOK CO. SO.	9,085	8	3	11			
PRINEVILLE PD.	5,515	13	7	20	4	2	2
O.L.C.C. CROOK							
	14,600	27	10	37	4	2	2
OSP-CURRY		8	1	9	4	2	2
CURRY CO. SO.	14,220	22	11	33	1	1	
BROOKINGS PD.	4,675	11	7	18			
GOLD BEACH PD	1,605	5	1	6			
O.L.C.C. CURRY							
	20,500	46	20	66	5	3	2

LAW ENFORCEMENT EMPLOYEES BY DEPARTMENT WITH OFFICER ASSAULTS - 1991

DEPARTMENT	POPULATION	LAW ENFORCE OFFICERS	SUPPORT STAFF	TOTAL STAFF	TOTAL OFFICERS ASSAULT	ASSAULT WITH INJURY	ASSAULT WITHOUT INJURY
OSP-DESCHUTES		39	19	58	6	1	5
DESCHUTES CO. SO.	48,705	36	12	48	5	4	1
BEND PD.	22,505	36	12	48	6	3	3
REDMOND PD.	7,870	15	5	20			
SISTERS PD.	720	3	1	4			
O.L.C.C. DESCHUTES		3	1	4			
	79,800	132	50	182	17	8	9
OSP-DOUGLAS		35	2	37	5	1	4
DOUGLAS CO. SO.	59,305	64	16	80	4	3	1
CANYONVILLE PD.	1,225	2	1	3			
MYRTLE CREEK PD.	3,100	8	6	14	1		1
OAKLAND PD.	850	2		2			
REEDSPORT PD.	4,835	11	5	16	5		5
ROSEBURG PD.	17,900	31	5	36	13	6	7
SUTHERLIN PD.	5,680	8	1	9	3		3
WINSTON PD.	3,805	7	4	11			
O.L.C.C. DOUGLAS							
	96,100	168	40	208	31	10	21
OSP-GILLIAM		4		4			
GILLIAM CO. SO.	1,700	3		3			
O.L.C.C. GILLIAM							
	1,700	7		7			
OSP-GRANT		6		6			
GRANT CO. SO.	4,860	4	1	5	1		1
JOHN DAY PD.	1,865	4	4	8	2	1	1
PRAIRIE CITY PD.	1,125	2		2	1		1
O.L.C.C. GRANT							
	7,850	16	5	21	4	1	3

LAW ENFORCEMENT EMPLOYEES BY DEPARTMENT WITH OFFICER ASSAULTS - 1991

DEPARTMENT	POPULATION	LAW ENFORCE OFFICERS	SUPPORT STAFF	TOTAL STAFF	TOTAL OFFICERS ASSAULT	ASSAULT WITH INJURY	ASSAULT WITHOUT INJURY
OSP-HARNEY		6		6			
HARNEY CO. SO.	2,720	4	1	5			
BURNS PD.	2,905	5	3	8			
HINES PD.	1,425	2		2			
O.L.C.C. HARNEY							
	7,050	17	4	21			
OSP-HOOD RIVER		8		8	1		1
HOOD RIVER CO. SO.	12,385	14	3	17	1	1	
HOOD RIVER PD.	4,715	10	2	12	1		1
O.L.C.C. HOOD RIVER							
	17,100	32	5	37	3	1	2
OSP-JACKSON		51	19	70	9	2	7
JACKSON CO. SO.	61,205	47	16	63	5	1	4
ASHLAND PD.	17,060	23	9	32	2	1	1
BUTTE FALLS PD.	265						
CENTRAL POINT PD.	7,715	12	5	17			
EAGLE POINT PD.	3,075	5	1	6			
GOLD HILL PD.	1,035	2		2			
JACKSONVILLE PD.	1,955	3		3	1		1
MEDFORD PD.	49,050	72	30	102	4	4	
PHOENIX PD.	3,265	5	2	7	1		1
ROGUE RIVER PD.	1,765	5		5			
SHADY COVE PD.	1,385	2		2	5		5
TALENT PD.	3,625	4	1	5			
O.L.C.C. JACKSON		3	1	4			
	151,400	234	84	318	27	8	19

LAW ENFORCEMENT EMPLOYEES BY DEPARTMENT WITH OFFICER ASSAULTS - 1991

DEPARTMENT	POPULATION	LAW ENFORCE OFFICERS	SUPPORT STAFF	TOTAL STAFF	TOTAL OFFICERS ASSAULT	ASSAULT WITH INJURY	ASSAULT WITHOUT INJURY
OSP-JEFFERSON		5		5	1		1
JEFFERSON CO. SO.	10,235	12	7	19			
CULVER PD.	595	1		1			
HADRAS PD.	3,570	7	1	8	1		1
O.L.C.C. JEFFERSON							
	14,400	25	8	33	2		2
OSP-JOSEPHINE		19	1	20	3		3
JOSEPHINE CO. SO.	45,815	39	14	53	1	1	
GRANTS PASS PD	17,785	27	14	41	5	3	2
O.L.C.C. JOSEPHINE							
	63,600	85	29	114	9	4	5
OSP-KLAMATH		38	4	42	9	5	4
KLAMATH CO. SO.	41,010	22	6	28	6	3	3
KLAMATH FALLS PD.	17,990	30	2	32			
O.L.C.C. KLAMATH		1		1			
	59,000	91	12	103	15	8	7
OSP-LAKE		3		3	2		2
LAKE CO. SO.	4,655	6		6			
LAKEVIEW PD.	2,545	5		5			
O.L.C.C. LAKE							
	7,200	14		14	2		2

## LAW ENFORCEMENT EMPLOYEES BY DEPARTMENT WITH OFFICER ASSAULTS - 1991

DEPARTMENT	POPULATION	LAW ENFORCE OFFICERS	SUPPORT STAFF	TOTAL STAFF	TOTAL OFFICERS ASSAULT	ASSAULT WITH INJURY	ASSAULT WITHOUT INJURY
OSP-LANE		72	9	81	23	3	20
LANE CO. SO.	103,060	69	46	115	20	10	10
COBURG PD.	745	2		2			
COTTAGE GROVE PD.	7,475	15	7	22			
CRESWELL PD.	2,385	4		4	1		1
EUGENE PD.	117,155	147	135	282	16	15	1
FLORENCE PD.	5,380	10	6	16			
JUNCTION CITY PD.	3,685	7	4	11			
OAKRIDGE PD.	3,100	5	6	11	2	1	1
SPRINGFIELD PD.	45,380	53	23	76	14	6	8
VENETA PD.	2,535	6		6	2		2
O.L.C.C. LANE		3	1	4			
	290,900	393	237	630	78	35	43
OSP-LINCOLN		21	1	22	3	1	2
LINCOLN CO. SO.	19,905	24	7	31			
LINCOLN CITY PD	6,025	16	7	23			
NEWPORT PD.	8,540	19	4	23	14	4	10
TOLEDO PD.	3,220	8	4	12	2		2
WALPORT PD.	1,610	3	1	4	4		4
O.L.C.C. LINCOLN		1		1			
	39,300	92	24	116	23	5	18
OSP-LINN		20	1	21	5	1	4
LINN CO. SO.	41,375	48	16	64	2	2	
ALBANY PD	33,775	41	12	53	3		3
LEBANON PD	11,075	19	6	25	2	2	
SWEET HOME PD	6,975	13	5	18	2	2	
O.L.C.C. LINN							
	93,200	141	40	181	14	7	7
OSP-MALHEUR		18	2	20			
MALHEUR CO. SO.	12,705	10	2	12			
NYSSA PD	2,630	5		5	1	1	
ONTARIO PD	9,470	16	8	24			
VALE PD	1,495	4		4			
O.L.C.C. MALHEUR		1		1			
	26,300	54	12	66	1	1	

LAW ENFORCEMENT EMPLOYEES BY DEPARTMENT WITH OFFICER ASSAULTS - 1991

DEPARTMENT	POPULATION	LAW ENFORCE OFFICERS	SUPPORT STAFF	TOTAL STAFF	TOTAL OFFICERS ASSAULT	ASSAULT WITH INJURY	ASSAULT WITHOUT INJURY
OSP-MARION		53	14	67	8	2	6
MARION CO. SO.	80,420	71	24	95	6	5	1
* SALEM PD/MARION	97,260	134	78	212	23	14	9
AUMSVILLE PD	1,695	4	1	5			
AURORA PD	610	1		1			
GERVAIS PD	1,015	1		1			
HUBBARD PD	1,895	4		4			
JEFFERSON PD	1,815	2		2			
KEIZER PD	22,790	23	4	27	1	1	
MT. ANGEL PD	2,840	4		4	1		1
SILVERTON PD	5,725	10	1	11	1	1	
STAYTON PD	5,020	10	2	12	3	2	1
TURNER PD	1,290	2		2	3		3
WOODBURN PD	13,525	20	3	23	1	1	
O.L.C.C. MARION		4	1	5			
	235,900	343	128	471	47	26	21
<hr/>							
SALEM PD TOTAL	110,360	140	78	218	23	14	9
<hr/>							
OSP-MORROW		2		2	1		1
MORROW CO.SO.	4,925	9	5	14	3	1	2
BOARDMAN PD	1,465	2		2			
HEPPNER PD	1,410	3		3	1		1
O.L.C.C. MORROW							
	7,800	16	5	21	5	1	4
<hr/>							
OSP-MULTNOMAH		14	5	19	2	1	1
MULTNOMAH CO. SO.	67,515	143	43	186	13	4	9
GRESHAM PD	71,225	87	27	114	21	8	13
PORTLAND AIRPORT		33	1	34			
PORTLAND PD	453,065	829	199	1,028	158	80	78
TROUTDALE PD.	8,195	12	2	14	3	1	2
O.L.C.C. MULTNOMAH							
	600,000	1,118	277	1,395	197	94	103



## LAW ENFORCEMENT EMPLOYEES BY DEPARTMENT WITH OFFICER ASSAULTS - 1991

DEPARTMENT	POPULATION	LAW ENFORCE OFFICERS	SUPPORT STAFF	TOTAL STAFF	TOTAL OFFICERS ASSAULT	ASSAULT WITH INJURY	ASSAULT WITHOUT INJURY
OSP-POLK		4	1	5			
POLK CO.SO.	18,410	17	7	24			
DALLAS PD	9,560	14	2	16	3		3
INDEPENDENCE PD	4,410	9	1	10	2	1	1
MONMOUTH PD	6,520	9	1	10	2	1	1
SALEM PD/POLK	13,100	6		6			
O.L.C.C. POLK							
	52,000	59	12	71	7	2	5
OSP-SHERMAN		4		4	1		1
SHERMAN CO. SO.	1,850	3	1	4			
O.L.C.C. SHERMAN							
	1,850	7	1	8	1		1
OSP-TILLAMOOK		15	1	16	2		2
TILLAMOOK CO. SO.	15,675	15	3	18	4		4
GARIBALDI PD.	905	2		2			
NEHALEM BAY PD	235	1		1			
ROCKAWAY BEACH PD	1,055	3		3	1		1
TILLAMOOK PD.	4,130	9	3	12			
O.L.C.C. TILLAMOOK							
	22,000	45	7	52	7		7
OSP-UMATILLA		45	4	49	8	1	7
UMATILLA CO. SO.	21,160	12	1	13			
ATHENA PD.	1,005	1		1	1		1
HERMISTON PD.	10,130	13	7	20	4	3	1
MILTON FREEMATER	5,580	8	5	13	4		4
PENDLETON PD.	15,440	22	6	28			
PILOT ROCK PD.	1,500	2		2	1		1
STANFIELD PD.	1,580	3		3			
UMATILLA PD	3,080	6	1	7	1		1
UMATILLA TRIBAL		7	5	12			
WESTON PD.	625	1		1			
O.L.C.C. UMATILLA		2	1	3			
	60,100	122	30	152	19	4	15

LAW ENFORCEMENT EMPLOYEES BY DEPARTMENT WITH OFFICER ASSAULTS - 1991

DEPARTMENT	POPULATION	LAW ENFORCE OFFICERS	SUPPORT STAFF	TOTAL STAFF	TOTAL OFFICERS ASSAULT	ASSAULT WITH INJURY	ASSAULT WITHOUT INJURY
OSP-UNION		15	1	16	1		1
UNION CO. SO.	8,690	3	1	4			
ELGIN PD.	1,600	2	2	4	1		1
LA GRANDE PD.	11,840	16	13	29			
UNION PD.	1,870	2		2	1		1
O.L.C.C. UNION							
	24,000	38	17	55	3		3
OSP-MALLOWA		4		4			
MALLOWA CO. SO.	5,080	5	4	9			
ENTERPRISE PD.	1,920	4		4			
O.L.C.C. MALLOWA							
	7,000	13	4	17			
OSP-WASCO		15	1	16	3	1	2
WASCO CO. SO.	10,870	20	8	28	3	2	1
THE DALLES PD.	11,130	16	2	18	1		1
O.L.C.C. WASCO							
	22,000	51	11	62	7	3	4
OSP-WASHINGTON		31	2	33	3		3
WASHINGTON CO. SO.	157,520	137	33	170	9	4	5
BEAVERTON PD.	57,290	65	21	86	4	3	1
CORNELIUS PD.	6,345	10	2	12	1	1	
FOREST GROVE PD.	13,830	19	9	28	5	4	1
GASTON PD.	575	1		1			
HILLSBORO PD.	39,500	48	6	54	6	2	4
KING CITY PD.	2,060	3		3			
NORTH PLAINS PD.	1,020	2		2	2	2	
SHERWOOD PD.	3,305	5		5			
TIGARD PD.	30,835	41	7	48	5	3	2
TUALATIN PD.	16,220	23	2	25			
O.L.C.C. WASHINGTON							
	328,500	385	82	467	35	19	16

LAW ENFORCEMENT EMPLOYEES BY DEPARTMENT WITH OFFICER ASSAULTS - 1991

DEPARTMENT	POPULATION	LAW ENFORCE OFFICERS	SUPPORT STAFF	TOTAL STAFF	TOTAL OFFICERS ASSAULT	ASSAULT WITH INJURY	ASSAULT WITHOUT INJURY
OSP-WHEELER		1		1			
WHEELER CO. SO.	1,450	1		1			
O.L.C.C. WHEELER							
	1,450	2		2			
OSP-YAMHILL		16	1	17	5		5
YAMHILL CO. SO.	30,170	34	5	39	3	1	2
CARLTON PD.	1,300	1		1			
DUNDEE PD.	1,700	4	1	5			
MCMINNVILLE PD.	18,615	22	6	28	8	5	3
NEWBERG PD.	13,495	19	10	29			
WILLAMINA PD.	1,750	3		3	1		1
YAMHILL PD.	870	1	1	2			
O.L.C.C. YAMHILL							
	67,900	100	24	124	17	6	11

# STATEWIDE OFFICER ASSAULT 1991

## LAW ENFORCEMENT OFFICERS ASSAULTED SUPPLEMENTARY REPORT

TYPE OF ACTIVITY	TOTAL	FIREARM	KNIFE	OTHER	HANDS	TWO	ONE MAN	DETECT OR		OTHER		POLICE	
	ASSLTS WEAPON (A)		OTHER INSTR (C)	DANGR WEAPON (D)	FIST FEET (E)	MAN VEH (F)	VEHICLE ALONE (G)	ASST. (H)	SPEC ALONE (I)	ASSIGN ASST. (J)	ALONE (K)	AST. (L)	ASSAULTS CLEARED (M)
1 RESPONDING TO DISTURBANCE CALLS	196	17	2	9	168	47	50	71		3	2	23	177
2. BURGLARIES IN PROGRESS/PURSUING	6			3	3	3		3					5
3. ROBBERIES IN PROGRESS/PURSUING	3				3		1	2					3
4. ATTEMPTING OTHER ARRESTS	150	3	6	9	132	24	34	72	1	5	4	10	142
5. CIVIL DISORDER (RIOT, MASS DISOB)	5				5		1	1				3	5
6 HANDLING, TRANSPORTING PRISONERS	82	1		2	79	17	13	18	2	1	7	24	72
7. INVESTIGATING SUSPICIOUS PER/CIR	41	5	1	3	32	8	17	12				4	38
8. AMBUSH - NO WARNING	1	1				1							1
9. MENTALLY DERANGED	9				9	2	2	5					7
10. TRAFFIC PURSUITS AND STOPS	132	3	1	8	120	31	49	49		1	1	1	127
11. ALL OTHER	45	2		2	41	7	17	10			4	7	42
12 TOTAL 1-11	670	32	10	36	592	140	184	243	3	10	18	72	619
13. NUMBER WITH PERSONAL INJURY	278	9	4	20	245								
14. NUMBER WITHOUT PERSONAL INJURY	392	23	6	16	347								
15. TIME OF ASSAULTS	123	89	16	9	15	18	27	36	48	54	95	140	

7-14

I	NUMBER OF LAW ENFORCEMENT OFFICERS	I	BY FELONIOUS ACT	0	I
I	KILLED IN THE LINE OF DUTY.	I	BY ACCIDENT OR NEGLIGENCE	0	I

**SECTION 8**  
**AGENCY SUMMARY**  
**AND**  
**DETAIL TABLES**

This section provides a detailed report by crime category of the annual crime report information for each department and each county in Oregon, including Traffic Crime, Fish & Game Laws and Marine Violations.

**SPECIAL NOTES:** When counting arrests, only those arrests which are made for an agency's own cases are counted for OUCR purposes. The number of arrests shown in this report will not necessarily agree with the statistics within a department which may show all arrest activity.

Index Crime is summarized at the bottom of the page. The individual crimes that make up the National Crime Index are each identified with an asterisk.

If necessary, Part II Crime totals may be easily determined by subtracting the index crime total from the Grand Total located on the line above. The result of this subtraction equals total Part II Crimes.

Population 1991	STATE OF OREGON - TOTALS 2,930,000			OSP - TOTALS			OLCC - TOTALS		
	OFFENSES	ARRESTS	CLEARED	OFFENSES	ARRESTS	CLEARED	OFFENSES	ARRESTS	CLEARED
<b>CRIME AGAINST PERSON</b>									
Willful Murder*	129	108	78	5	14	1			
Neg. Homicide	6	14	7	2	3	2			
Forcible Rape*	1,552	478	642	136	38	107			
Other Sex Crime	7,372	1,601	3,002	818	178	549			
Kidnapping	606	81	231	26	8	14			
Extortion	47	21	14	3		2			
Robbery*	4,404	1,342	1,263	24	14	12			
Purse-Snatch*	369		40						
Aggravated Assault*	8,671	2,284	4,359	359	193	301			
Simple Assault	49,246	17,670	17,237	750	592	630			
1991 TOTAL	49,246	23,599	26,873	2,123	1,040	1,618	0	0	0
1990 TOTAL	48,840	23,682	27,022	2,422	1,227	1,755	0	0	0
<b>CRIME AGAINST PROPERTY</b>									
Burglary*	34,283	4,835	5,055	634	182	156			
Larceny*	104,627	24,543	25,654	1,653	586	682			
Motor Vehicle Theft*	14,298	2,737	2,600	344	128	119			
Arson*	1,517	489	448	223	163	151			
Forgery/Counterfeit	6,359	1,264	2,193	273	67	178			
Fraud	12,327	1,496	4,751	488	47	347			
Embezzlement	411	72	214						
Stolen Property	475	546	355	61	50	50			
Vandalism	44,673	5,302	8,460	430	179	227			
1991 TOTAL	218,970	41,284	49,730	4,106	1,402	1,910	0	0	0
1990 TOTAL	208,453	39,067	47,056	4,960	1,399	2,325	0	0	0
<b>BEHAVIORAL CRIME</b>									
Weapon Laws	3,155	2,093	2,799	423	270	400			
Prostitution	1,297	1,352	1,230	1	1	1			
Drug Laws	11,750	9,591	10,330	1,647	1,313	1,442			
Gambling	24	18	13	5					
Crimes Against Family	1,687	259	764	116	11	62			
D.U.I.I.	29,108	27,226	29,108	7,568	7,300	7,568			
Liquor Laws	15,476	17,859	14,388	1,159	1,146	1,129	790	273	786
Disorderly Conduct	19,485	4,478	10,500	205	123	153			
All Other	38,809	15,089	22,756	1,387	481	1,047			
Curfew	4,449	3,197	4,449	104	94	104			
Runaway Juveniles	12,193	4,017	9,127	110	47	103			
1991 TOTAL	137,433	85,179	105,464	12,725	10,786	12,009	790	273	786
1990 TOTAL	136,910	86,414	98,557	14,106	13,163	13,416	505	499	337
<b>GRAND TOTAL</b>	<b>405,649</b>	<b>150,062</b>	<b>182,067</b>	<b>18,954</b>	<b>13,228</b>	<b>15,537</b>	<b>790</b>	<b>273</b>	<b>786</b>
<b>* Index Total</b>	<b>169,850</b>	<b>36,816</b>	<b>40,139</b>	<b>3,378</b>	<b>1,318</b>	<b>1,529</b>	<b>0</b>	<b>0</b>	<b>0</b>
Traffic Crime	23,619	14,959	23,619	4,002	3,081	4,002			
Fish & Game Laws	7,804	7,317	7,804	7,711	7,242	7,711			
Marine Violations	1,805	1,667	1,805	344	327	344			

Population	BAKER COUNTY SHERIFF 6,425			OSP - BAKER			BAKER POLICE DEPT 9,275		
	OFFENSES	ARRESTS	CLEARED	OFFENSES	ARRESTS	CLEARED	OFFENSES	ARRESTS	CLEARED
1991									
CRIME AGAINST PERSON									
Willful Murder*					1				
Neg. Homicide									
Forcible Rape*				1			1		
Other Sex Crime	9	3	9	12	4	11	65	6	47
Kidnapping							3		1
Extortion									
Robbery <sup>2</sup>							1		
Purse-Snatch*							3		
Aggravated Assault*		1		4		1	47	12	41
Simple Assault	26	14	25	10	8	6	108	67	92
1991 TOTAL	35	18	34	27	13	18	228	85	181
1990 TOTAL	26	14	26	20	8	8	141	66	98
CRIME AGAINST PROPERTY									
Burglary*	23	16	14	13	1		123	28	38
Larceny*	23	10	12	11	4	3	427	74	124
Motor Vehicle Theft*	8	8	6	5	1	2	29	11	14
Arson*									
Forgery/Counterfeit	2			13	1		74	4	54
Fraud	11	4	4	4	1		557	66	507
Embezzlement									
Stolen Property							2		2
Vandalism	16	14	12	3	1	2	334	37	85
1991 TOTAL	83	52	48	49	9	7	1,546	220	824
1990 TOTAL	51	27	23	39	8	3	1,414	220	648
BEHAVIORAL CRIME									
Weapon Laws	6	3	6	5	4	3	9	5	8
Prostitution									
Drug Laws	7	3	7	5	6	5	11	12	10
Gambling									
Crimes Against Family				1		1	6	2	4
D.U.I.I.	16	14	16	56	54	56	50	46	50
Liquor Laws	23	30	21	2	2	2	19	66	12
Disorderly Conduct	17	12	14	1		1	19	17	16
All Other	20	18	17	13	10	8	91	64	62
Curfew	4	1	4				67	53	67
Runaway Juveniles		1		1		1		24	
1991 TOTAL	93	82	85	84	76	77	272	289	229
1990 TOTAL	104	80	99	91	78	82	217	233	156
GRAND TOTAL	211	152	167	160	98	102	2,046	594	1,234
* Index Total	54	35	32	34	7	6	631	125	217
Traffic Crime	11	7	11	39	36	39	42	35	42
Fish & Game Laws	3	2	3	150	128	150			
Marine Violations				11	11	11			

Population 1991	O.L.C.C.			BAKER COUNTY TOTALS			
	OFFENSES	ARRESTS	CLEARED	15,700	OFFENSES	ARRESTS	CLEARED
CRIME AGAINST PERSON							
Willful Murder*				0	1	0	
Neg. Homicide				0	0	0	
Forcible Rape*				2	0	0	
Other Sex Crime				86	13	67	
Kidnapping				3	0	1	
Extortion				0	0	0	
Robbery*				1	0	0	
Purse-Snatch*				3	0	0	
Aggravated Assault*				51	13	42	
Simple Assault				144	89	123	
1991 TOTAL	0	0	0	290	116	233	
1990 TOTAL	0	0	0	189	88	132	
CRIME AGAINST PROPERTY							
Burglary*				159	45	52	
Larceny*				461	88	139	
Motor Vehicle Theft*				42	20	22	
Arson*				0	0	0	
Forgery/Counterfeit				89	5	54	
Fraud				572	71	511	
Embezzlement				0	0	0	
Stolen Property				2	0	2	
Vandalism				353	52	99	
1991 TOTAL	0	0	0	1,678	281	879	
1990 TOTAL	0	0	0	1,504	255	674	
BEHAVIORAL CRIME							
Weapon Laws				20	12	17	
Prostitution				0	0	0	
Drug Laws				23	21	22	
Gambling				0	0	0	
Crimes Against Family				7	2	5	
D.U.I.I.				122	114	122	
Liquor Laws	2		2	46	98	37	
Disorderly Conduct				37	29	31	
All Other				124	92	87	
Curfew				71	54	71	
Runaway Juveniles				1	25	1	
1991 TOTAL	2		2	451	447	393	
1990 TOTAL	4		4	416	391	341	
GRAND TOTAL	2		2	2,419	844	1,505	
* Index Total	0	0	0	719	167	255	
Traffic Crime				92	78	92	
Fish & Game Laws				153	130	153	
Marine Violations				11	11	11	



Population 1991	BENTON COUNTY SHERIFF 24,080			OSP - BENTON			CORVALLIS POLICE DEPT 45,780		
	OFFENSE	ARRESTS	CLEARED	OFFENSE	ARRESTS	CLEARED	OFFENSE	ARRESTS	CLEARED
<b>CRIME AGAINST PERSON</b>									
Willful Murder*		1							
Neg. Homicide									
Forcible Rape*	3	5	1	2	1		15	10	5
Other Sex Crime	38	14	17	4	2	4	80	11	20
Kidnapping	1	4	1				12		3
Extortion									
Robbery*	1	2	1				21	12	10
Purse-Snatch*							4		
Aggravated Assault*	8	2	3	10	2	5	37	12	19
Simple Assault	74	50	53	16	14	15	336	193	208
1991 TOTAL	125	78	76	32	19	24	505	238	265
1990 TOTAL	116	76	72	47	20	39	412	231	238
<b>CRIME AGAINST PROPERTY</b>									
Burglary*	120	38	23	24	11	7	413	82	63
Larceny*	202	19	22	200	82	77	1,648	228	226
Motor Vehicle Theft*	24	1	3	5		1	81	27	15
Arson*	3	1	1	8	5	3	36	2	4
Forgery/Counterfeit	9	1	3	4	3	4	145	30	55
Fraud	12	3	4	49	7	47	133	24	30
Embezzlement							4	2	2
Stolen Property	1	4		7	6	7	10	17	4
Vandalism	214	12	35	10	12	9	756	30	76
1991 TOTAL	585	79	91	307	126	155	3,226	442	475
1990 TOTAL	546	85	89	283	82	83	3,295	399	471
<b>BEHAVIORAL CRIME</b>									
Weapon Laws	13	7	8	8	8	7	32	11	25
Prostitution									
Drug Laws	37	14	21	21	19	21	59	25	39
Gambling	1	3	1						
Crimes Against Family	12	1	4				38	3	8
D.U.I.I.	56	51	56	154	153	154	203	182	203
Liquor Laws	31	77	21	100	99	87	405	369	314
Disorderly Conduct	77	6	8	16	11	12	410	14	49
All Other	151	37	39	54	5	41	856	113	164
Curfew	5	2	5	1		1	34	13	34
Runaway Juveniles	237	53	177				207	50	154
1991 TOTAL	620	251	340	354	295	323	2,244	780	990
1990 TOTAL	612	139	332	324	300	313	1,997	619	759
<b>GRAND TOTAL</b>	<b>1,330</b>	<b>408</b>	<b>507</b>	<b>693</b>	<b>440</b>	<b>502</b>	<b>5,975</b>	<b>1,460</b>	<b>1,730</b>
<b>* Index Total</b>	<b>361</b>	<b>68</b>	<b>54</b>	<b>249</b>	<b>101</b>	<b>93</b>	<b>2,255</b>	<b>373</b>	<b>342</b>
Traffic Crime	38	28	38	36	27	36	105	59	105
Fish & Game Laws				50	47	50			
Marine Violations	1	1	1	3	3	3			

Population 1991	PHILOMATH POLICE DEPT 3,040			O.L.C.C.			BENTON COUNTY TOTALS 72,900		
	OFFENSE	ARRESTS	CLEARED	OFFENSE	ARRESTS	CLEARED	OFFENSE	ARRESTS	CLEARED
<b>CRIME AGAINST PERSON</b>									
Willful Murder*							0	0	0
Neg. Homicide							0	1	0
Forcible Rape*	1						21	16	6
Other Sex Crime	1		1				123	27	42
Kidnapping							13	4	4
Extortion							0	0	0
Robbery*							22	14	11
Purse-Snatch*							4	0	0
Aggravated Assault*	7	6	6				62	22	33
Simple Assault	23	21	21				449	278	297
1991 TOTAL	32	27	28	0	0	0	694	362	393
1990 TOTAL	42	43	38	0	0	0	618	371	388
<b>CRIME AGAINST PROPERTY</b>									
Burglary*	28	10	11				585	141	104
Larceny*	83	40	45				2,133	369	370
Motor Vehicle Theft*	8	7	4				118	35	23
Arson*							47	8	8
Forgery/Counterfeit	4	2	4				162	36	66
Fraud	38	4	30				232	38	111
Embezzlement							4	2	2
Stolen Property	2	4	3				20	31	14
Vandalism	63	14	22				1,043	68	142
1991 TOTAL	226	81	119	0	0	0	4,344	728	840
1990 TOTAL	283	100	144	0	0	0	4,413	667	790
<b>BEHAVIORAL CRIME</b>									
Weapon Laws	1	1	1				54	27	41
Prostitution							0	0	0
Drug Laws		1					117	59	81
Gambling							1	3	1
Crimes Against Family	5	2	4				55	6	16
D.U.I.I.	17	16	17				430	402	430
Liquor Laws	5	9	5	3		3	544	554	430
Disorderly Conduct	10	9	9				513	40	78
All Other	65	32	55				1,126	187	299
Curfew	12	12	12				52	27	52
Runaway Juveniles	8	4	9				452	107	340
1991 TOTAL	123	86	112	3	0	3	3,344	1,412	1,768
1990 TOTAL	191	162	179	4	4	3	3,130	1,224	1,587
<b>GRAND TOTAL</b>	<b>381</b>	<b>194</b>	<b>259</b>	<b>3</b>	<b>0</b>	<b>3</b>	<b>8,382</b>	<b>2,502</b>	<b>3,001</b>
* Index Total	127	63	66	0	0	0	2,992	605	555
Traffic Crime	13	9	13				192	123	192
Fish & Game Laws							50	47	50
Marine Violations							4	4	4

Population	CLACKAMAS COUNTY SHERIFF			OSP-CLACKAMAS			CANBY POLICE DEPT			GLADSTONE POLICE DEPT		
	176,070						9,370			10,420		
1991	OFFENSES	ARRESTS	CLEARED	OFFENSES	ARRESTS	CLEARED	OFFENSES	ARRESTS	CLEARED	OFFENSES	ARRESTS	CLEARED
<b>CRIME AGAINST PERSON</b>												
Willful Murder*	9	2	6									
Neg. Homicide												
Forcible Rape*	124	9	96	5	3	1				2		
Other Sex Crime	279	25	242	52	7	33	14	3	8	10	2	3
Kidnapping	45	2	20	1			1					
Extortion	3		2									
Robbery*	118	29	77					1		4	3	3
Purse-Snatch*												
Aggravated Assault*	113	29	91	16	6	10				11	1	5
Simple Assault	1,036	626	1,017	13	8	8	65	49	30	41	25	15
1991 TOTAL	1,727	722	1,551	87	24	52	80	53	38	68	31	26
1990 TOTAL	1,634	770	1,493	72	22	34	89	63	23	112	50	28
<b>CRIME AGAINST PROPERTY</b>												
Burglary*	1,877	100	354	21	4	3	59	9	16	54	6	16
Larceny*	5,101	1,169	1,792	50	11	14	390	67	108	346	81	86
Motor Vehicle Theft*	803	36	106	20	1	3	23	5	9	56	2	8
Arson*	11		6	21	32	11	10		3	2	3	1
Forgery/Counterfeit	198	12	124	5	3	4	61	1	25	6		1
Fraud	416	10	160	73	1	71	41	3	15	14	1	4
Embezzlement												
Stolen Property	25	13	17	3	5	3				2	1	2
Vandalism	2,047	40	276	11	4	3	175	8	28	191	17	37
1991 TOTAL	10,478	1,380	2,835	204	61	112	759	93	204	671	111	155
1990 TOTAL	9,222	1,086	2,489	210	67	149	559	52	18	693	103	131
<b>BEHAVIORAL CRIME</b>												
Weapon Laws	67	23	63	20	15	18				3	3	3
Prostitution	1		1									
Drug Laws	145	57	146	84	64	75	54	53	42	5	3	3
Gambling												
Crimes Against Family	31	5	18	5	2	5					2	
D.U.I.I.	908	812	908	362	335	362	92	90	92	63	59	63
Liquor Laws	698	605	767	40	41	40	42	53	23	47	60	45
Disorderly Conduct	77	30	79	5	5	4	32	19	14	11	5	7
All Other	1,083	163	955	28	17	21	27	22	15	56	34	25
Curfew				1	1	1	17	17	17			
Runaway Juveniles	331	26		2	1	1	29	37	25	25	9	
1991 TOTAL	3,341	1,721	2,937	547	481	527	296	292	228	210	175	146
1990 TOTAL	3,800	2,128	3,654	472	395	428	293	271	181	275	198	177
<b>GRAND TOTAL</b>	<b>15,546</b>	<b>3,823</b>	<b>7,323</b>	<b>838</b>	<b>566</b>	<b>691</b>	<b>1,135</b>	<b>438</b>	<b>470</b>	<b>949</b>	<b>317</b>	<b>327</b>
<b>* Index Total</b>	<b>7,541</b>	<b>1,897</b>	<b>3,378</b>	<b>177</b>	<b>68</b>	<b>83</b>	<b>563</b>	<b>125</b>	<b>183</b>	<b>472</b>	<b>114</b>	<b>119</b>
Traffic Crime	697	383	697	330	278	330	48	47	48	57	35	57
Fish & Game Laws				308	285	308						
Marine Violations				1		1						



Population	SANDY POLICE DEPT			WEST LINN POLICE DEPT			O.L.C.C.			CLACKAMAS COUNTY TOTALS		
	4,275			17,160						288,700		
1991	OFFENSES	ARRESTS	CLEARED	OFFENSES	ARRESTS	CLEARED	OFFENSES	ARRESTS	CLEARED	OFFENSES	ARRESTS	CLEARED
<b>CRIME AGAINST PERSON</b>												
Willful Murder*	1		1							10	2	7
Neg. Homicide										0	0	0
Forcible Rape*	2	1	2	3	2	2				155	20	112
Other Sex Crime	6	3	3	15	8	11				528	81	376
Kidnapping	1		1	1		1				59	4	25
Extortion										5	0	3
Robbery*	5	2	2	6	2	1				163	42	89
Purse-Snatch*										7	0	3
Aggravated Assault*	4	3	4	28	15	21				281	108	210
Simple Assault	67	40	46	58	34	38				1,784	1,085	1,502
1991 TOTAL	86	49	59	111	61	74	0	0	0	2,992	1,342	2,327
1990 TOTAL	69	24	38	95	58	70	0	0	0	2,873	1,376	2,170
<b>CRIME AGAINST PROPERTY</b>												
Burglary*	71	23	29	78	6	6				2,841	211	599
Larceny*	189	54	64	188	34	33				8,188	1,842	2,564
Motor Vehicle Theft*	18	6	4	20	20	7				1,203	130	226
Arson*	2	3	2	2						61	47	28
Forgery/Counterfeit				34	7	25				416	38	222
Fraud	21	2	1	13	1	3				775	39	329
Embezzlement										15	5	7
Stolen Property				1	1	1				45	30	32
Vandalism	84	13	13	152	35	37				3,665	246	536
1991 TOTAL	385	101	113	488	104	112	0	0	0	17,209	2,588	4,543
1990 TOTAL	298	73	64	435	113	121	0	0	0	15,577	2,181	3,914
<b>BEHAVIORAL CRIME</b>												
Weapon Laws	4	2	2	11	8	11				155	81	143
Prostitution				1		1				2	0	2
Drug Laws	2	2	2	53	42	52				466	270	380
Gambling										0	0	0
Crimes Against Family	5	2	2							59	16	34
D.U.I.I.	45	45	45	97	94	97				1,943	1,783	1,943
Liquor Laws	1	27	1	97	185	96	41	6	39	1,253	1,336	1,298
Disorderly Conduct	13	7	7	26	14	24				299	170	227
All Other	72	40	22	96	46	51				1,987	491	1,424
Curfew	7	7	7	50	27	50				168	122	168
Runaway Juveniles	8	1	3	47	9	41				624	134	186
1991 TOTAL	157	133	91	478	425	423	41	6	39	6,956	4,403	5,805
1990 TOTAL	244	188	202	419	427	372	39	31	39	7,546	5,013	6,579
<b>GRAND TOTAL</b>	<b>628</b>	<b>283</b>	<b>263</b>	<b>1,077</b>	<b>590</b>	<b>609</b>	<b>41</b>	<b>6</b>	<b>39</b>	<b>27,157</b>	<b>8,333</b>	<b>12,675</b>
* Index Total	286	109	123	345	118	135	0	0	0	12,909	2,402	3,838
Traffic Crime	115	97	115	77	55					1,754	1,174	1,677
Fish & Game Laws										308	285	308
Marine Violations										1	0	1

Population 1991	CLATSOP COUNTY SHERIFF 12,155			OSP - CLATSOP			ASTORIA POLICE DEPT 10,000		
	OFFENSES	ARRESTS	CLEARED	OFFENSES	ARRESTS	CLEARED	OFFENSES	ARRESTS	CLEARED
<b>CRIME AGAINST PERSON</b>									
Willful Murder*									
Neg. Homicide	1	1	1				4	1	
Forcible Rape*				1	1				
Other Sex Crime	9	4	5	6	2	4	23	14	15
Kidnapping							2		1
Extortion									
Robbery*	2	1	1	1			8	10	3
Purse-Snatch*							1		
Aggravated Assault*	9	6	7	4	3	1	22	14	13
Simple Assault	51	42	36	14	11	12	170	102	113
1991 TOTAL	72	54	50	26	17	17	230	141	145
1990 TOTAL	75	50	49	30	12	20	309	173	174
<b>CRIME AGAINST PROPERTY</b>									
Burglary*	74	18	13	8	1	2	127	30	35
Larceny*	125	23	23	20	4	3	329	73	113
Motor Vehicle Theft*	18	2	5	4	1	1	40	21	12
Arson*	2			5			7	9	4
Forgery/Counterfeit							24	7	7
Fraud	11	2	3				49	5	22
Embezzlement									
Stolen Property	1	6	1	1	1	1	2	3	2
Vandalism	111	24	25	10	2	2	361	32	141
1991 TOTAL	342	75	70	48	9	9	939	180	336
1990 TOTAL	316	41	38	79	14	12	815	193	203
<b>BEHAVIORAL CRIME</b>									
Weapon Laws	3	1	2	7	4	6	9	7	5
Prostitution							1		
Drug Laws	27	36	24	24	25	19	26	27	19
Gambling							1		
Crimes Against Family	1						7	7	2
D.U.I.I.	53	51	53	205	198	205	279	268	279
Liquor Laws	41	62	40	38	42	38	62	79	52
Disorderly Conduct	6	6	5				412	62	280
All Other	92	32	30	12	9	12	457	88	178
Curfew							31	16	31
Runaway Juveniles	25	5	16				49	17	31
1991 TOTAL	248	193	170	286	278	280	1,334	571	877
1990 TOTAL	256	171	170	294	277	278	1,304	681	754
<b>GRAND TOTAL</b>	<b>662</b>	<b>322</b>	<b>290</b>	<b>360</b>	<b>304</b>	<b>306</b>	<b>2,503</b>	<b>892</b>	<b>1,358</b>
* Index Total	230	50	49	43	10	7	538	158	180
Traffic Crime	105	95	105	257	220	257	66	30	66
Fish & Game Laws				566	533	566			
Marine Violations	29	29	29	40	31	40			



Population 1991	WARRENTON POLICE DEPT 3,325			O.L.C.C.			CLATSOP COUNTY TOTALS 33,200		
	OFFENSES	ARRESTS	CLEARED	OFFENSES	ARRESTS	CLEARED	OFFENSES	ARRESTS	CLEARED
<b>CRIME AGAINST PERSON</b>									
Willful Murder*							3	1	2
Neg. Homicide							1	1	1
Forcible Rape*							10	3	1
Other Sex Crime	5	2	2				56	30	35
Kidnapping	2		1				4	0	2
Extortion							0	0	0
Robbery*	1						14	11	4
Purse-Snatch*	1						9	0	0
Aggravated Assault*							45	30	30
Simple Assault	34	24	24				358	247	253
1991 TOTAL	43	26	27	0	0	0	500	323	328
1990 TOTAL	44	43	32	0	0	0	600	375	388
<b>CRIME AGAINST PROPERTY</b>									
Burglary*	26	6	2				331	66	68
Larceny*	71	22	20				953	182	238
Motor Vehicle Theft*	8	6					87	45	27
Arson*							19	12	6
Forgery/Counterfeit	2	1	1				47	12	20
Fraud	12						145	21	62
Embezzlement							0	0	0
Stolen Property							8	14	8
Vandalism	30	9	6				726	109	239
1991 TOTAL	149	44	29	0	0	0	2,316	461	668
1990 TOTAL	157	50	40	0	0	0	226	450	520
<b>BEHAVIORAL CRIME</b>									
Weapon Laws	1	3					42	32	34
Prostitution							2	0	0
Drug Laws		3					149	146	130
Gambling							1	0	0
Crimes Against Family	1						10	8	3
D.U.I.I.	52	52	52				717	689	717
Liquor Laws	4	97	3	18	18	18	340	524	324
Disorderly Conduct	5	6	4				537	155	395
All Other	21	49	10				705	293	338
Curfew							51	29	51
Runaway Juveniles	3	3	1				111	38	71
1991 TOTAL	87	213	70	18	18	18	2,665	1,914	2,063
1990 TOTAL	99	225	89	0	0	0	2,714	2,092	2,021
<b>GRAND TOTAL</b>	<b>279</b>	<b>283</b>	<b>126</b>	<b>18</b>	<b>18</b>	<b>18</b>	<b>5,481</b>	<b>2,698</b>	<b>3,059</b>
* Index Total	107	34	22	0	0	0	1,471	350	376
Traffic Crime	14	11	14				619	484	619
Fish & Game Laws							566	533	566
Marine Violations							69	60	69



Population 1991	COLUMBIA COUNTY SHERIFF 21,330			OSP-COLUMBIA			CLATSKANIE POLICE DEPT 1,785		
	OFFENSES	ARRESTS	CLEARED	OFFENSES	ARRESTS	CLEARED	OFFENSES	ARRESTS	CLEARED
<b>CRIME AGAINST PERSON</b>									
Willful Murder*							1	1	1
Neg. Homicide									
Forcible Rape*	1	1		1					
Other Sex Crime	34	2	5	17	1		2	2	2
Kidnapping	2		1						
Extortion									
Robbery*	2								
Purse-Snatch*									
Aggravated Assault*	14	5	6	7	3	6			
Simple Assault	116	46	37	8	5	6	4	4	3
1991 TOTAL	169	54	49	33	9	12	7	7	6
1990 TOTAL	165	80	82	19	11	6	8	6	5
<b>CRIME AGAINST PROPERTY</b>									
Burglary*	111	3	32	5	8	1	13		
Larceny*	224	9	17	6	3	2	20	9	5
Motor Vehicle Theft*	29	9	7	2	2	1	1		
Arson*	2			5	2	2			
Forgery/Counterfeit	6						1		1
Fraud	10	2	2	2			1	1	
Embezzlement									
Stolen Property	1		1	1	2	1			
Vandalism	124	6	6	6	6	5	11	2	4
1991 TOTAL	507	29	65	27	23	12	47	12	10
1990 TOTAL	519	49	77	31	17	10	38	13	14
<b>BEHAVIORAL CRIME</b>									
Weapon Laws	4		2	13	11	13	2	2	2
Prostitution	1								
Drug Laws	16	10	8	37	32	32	3	2	3
Gambling									
Crimes Against Family	5			14	1	1			
D.U.I.I.	55	53	55	153	145	153	34	34	34
Liquor Laws	34	96	32	38	38	37	1	7	1
Disorderly Conduct	204	16	16	1			6	8	4
All Other	218	229	106	100	23	55	4	1	4
Curfew									
Runaway Juveniles	23	6	3				1	1	1
1991 TOTAL	560	410	222	356	250	291	51	55	49
1990 TOTAL	357	342	199	211	178	185	45	51	43
<b>GRAND TOTAL</b>	<b>1,236</b>	<b>493</b>	<b>336</b>	<b>416</b>	<b>282</b>	<b>315</b>	<b>105</b>	<b>74</b>	<b>65</b>
<b>* Index Total</b>	<b>383</b>	<b>27</b>	<b>62</b>	<b>26</b>	<b>18</b>	<b>12</b>	<b>35</b>	<b>10</b>	<b>6</b>
Traffic Crime	29	15	29	66	51	66	7	4	7
Fish & Game Laws	12	9	12	163	157	163			
Marine Violations	97	92	97	8	8	8			



Population 1991	VERNONIA POLICE DEPT 1,825			O.L.C.C.			COLUMBIA COUNTY TOTALS 37,800		
	OFFENSES	ARRESTS	CLEARED	OFFENSES	ARRESTS	CLEARED	OFFENSES	ARRESTS	CLEARED
<b>CRIME AGAINST PERSON</b>									
Willful Murder*							1	2	1
Neg. Homicide							0	0	0
Forcible Rape*							2	1	0
Other Sex Crime	2	2	2				82	11	24
Kidnapping							2	0	1
Extortion							1	1	1
Robbery*							5	3	3
Purse-Snatch*							4	0	1
Aggravated Assault*	4	2	4				33	16	23
Simple Assault	8	5	6				267	168	161
1991 TOTAL	14	9	12	0	0	0	397	202	215
1990 TOTAL	24	15	16	0	0	0	428	276	277
<b>CRIME AGAINST PROPERTY</b>									
Burglary*	12	8	6				266	44	52
Larceny*	31	14	16				687	208	204
Motor Vehicle Theft*	1		1				69	28	25
Arson*							12	6	4
Forgery/Counterfeit							58	6	22
Fraud							182	29	122
Embezzlement							0	0	0
Stolen Property		2					3	4	2
Vandalism	16	9	7				398	71	59
1991 TOTAL	60	33	30	0	0	0	1,675	396	490
1990 TOTAL	131	46	43	0	0	0	1,854	341	476
<b>BEHAVIORAL CRIME</b>									
Weapon Laws							37	27	34
Prostitution							1	0	0
Drug Laws	2	2	2				129	108	111
Gambling							0	0	0
Crimes Against Family	2						28	6	4
D.U.I.I.	12	12	12				581	564	581
Liquor Laws	14	19	14	9	3	9	272	420	264
Disorderly Conduct	5	2	2				330	113	92
All Other	29	26	25				477	376	279
Curfew							56	42	56
Runaway Juveniles	2	2	2				55	31	30
1991 TOTAL	66	63	57	9	3	9	1,966	1,687	1,451
1990 TOTAL	93	60	68	11	3	11	1,664	1,535	1,383
<b>GRAND TOTAL</b>	<b>140</b>	<b>105</b>	<b>99</b>	<b>9</b>	<b>3</b>	<b>9</b>	<b>4,038</b>	<b>2,285</b>	<b>2,156</b>
* Index Total	48	24	27				1,079	308	313
Traffic Crime	19	10	19				304	196	304
Fish & Game Laws							175	166	175
Marine Violations							105	100	105

Population	COOS COUNTY SHERIFF 26,615			OSP-COOS			BANDON POLICE DEPT 2,335			COOS BAY POLICE DEPT 15,065			
	1991	OFFENSES	ARRESTS	CLEARED	OFFENSES	ARRESTS	CLEARED	OFFENSES	ARRESTS	CLEARED	OFFENSES	ARRESTS	CLEARED
<b>CRIME AGAINST PERSON</b>													
Willful Murder*		3	2	3							3	5	3
Neg. Homicide													
Forcible Rape*		10	4	5	2	1	1	2			11	4	3
Other Sex Crime		42	16	10	8	4	4				69	19	23
Kidnapping		1	4	1							1		
Extortion												1	
Robbery*		4	3	2	1	2	1	1	1	1	16	10	12
Purse-Snatch*		1									9		
Aggravated Assault*		31	30	24	9	8	11	3	1	1	33	25	29
Simple Assault		218	206	149	24	25	21	34	24	28	343	234	244
1991 TOTAL		310	265	194	44	40	38	40	26	30	450	298	314
1990 TOTAL		312	279	238	47	32	29	38	23	24	450	228	330
<b>CRIME AGAINST PROPERTY</b>													
Burglary*		198	66	46	8	1	2	28	2	2	228	29	27
Larceny*		371	66	60	44	4	25	80	19	22	759	250	254
Motor Vehicle Theft*		44	11	13	7	6	3	5	3	2	65	14	18
Arson*		4	3	2	2			2			4	1	1
Forgery/Counterfeit		13	3	7	1	1		19	1	13	43	16	15
Fraud		19	3	5			6	27	4	18	442	50	195
Embezzlement											2		
Stolen Property			3		1							2	
Vandalism		222	35	52	11	3	6	66	7	8	387	62	79
1991 TOTAL		871	190	185	74	15	42	227	36	65	1,930	424	589
1990 TOTAL		825	241	212	82	28	28	229	43	47	2,101	292	585
<b>BEHAVIORAL CRIME</b>													
Weapon Laws		14	20	13	14	11	13	5	3	4	8	7	8
Prostitution												1	
Drug Laws		31	80	23	50	49	46	21	19	20	20	30	16
Gambling													
Crimes Against Family		13	1	4	8		7	2		1	11	1	4
D.U.I.		125	101	125	517	488	517	18	18	18	133	112	133
Liquor Laws		45	115	42	50	47	50	28	31	28	26	73	25
Disorderly Conduct		16	18	13	7	3	7	16	11	8	94	44	54
All Other		299	102	93	45	12	31	34	28	28	335	152	204
Curfew					5	1	5	1		1	4	2	4
Runaway Juveniles		41	166	33	4	1	3	13	11	13	176	109	154
1991 TOTAL		584	603	346	700	612	679	138	121	121	807	531	602
1990 TOTAL		733	526	415	725	637	697	122	110	104	1,585	496	1,142
<b>GRAND TOTAL</b>		<b>1,765</b>	<b>1,058</b>	<b>725</b>	<b>818</b>	<b>667</b>	<b>759</b>	<b>405</b>	<b>183</b>	<b>216</b>	<b>3,187</b>	<b>1,253</b>	<b>1,505</b>
<b>* Index Total</b>		<b>666</b>	<b>185</b>	<b>155</b>	<b>73</b>	<b>22</b>	<b>43</b>	<b>121</b>	<b>26</b>	<b>28</b>	<b>1,128</b>	<b>338</b>	<b>347</b>
Traffic Crime		126	68	128	171	127	171	35	20	35	115	76	115
Fish & Game Laws					394	375	394						
Marine Violations					7	6	7						



Population 1991	POWERS POLICE DEPT 680			O.L.C.C.			COOS COUNTY TOTALS 61,200		
	OFFENSES	ARRESTS	CLEARED	OFFENSES	ARRESTS	CLEARED	OFFENSES	ARRESTS	CLEARED
<b>CRIME AGAINST PERSON</b>									
Willful Murder*							7	8	7
Neg. Homicide							0	0	0
Forcible Rape*							31	12	12
Other Sex Crime							174	49	55
Kidnapping							4	6	2
Extortion							0	1	0
Robbery*							27	17	17
Purse-Snatch*							15	0	1
Aggravated Assault	2	1	2				94	72	75
Simple Assault	8	7	8				921	660	698
1991 TOTAL	10	8	10	0	0	0	1,273	825	867
1990 TOTAL	9	8	9	0	0	0	1,252	752	856
<b>CRIME AGAINST PROPERTY</b>									
Burglary*	1	1	1				646	136	114
Larceny*	1		1				1,840	526	577
Motor Vehicle Theft*	1	1	1				166	39	51
Arson*	1		1				29	12	9
Forgery/Counterfeit							185	30	73
Fraud							732	70	289
Embezzlement							2	1	0
Stolen Property	1						3	6	1
Vandalism	6	6	4				1,034	154	215
1991 TOTAL	11	8	8	0	0	0	4,637	974	1,329
1990 TOTAL	6	2	3	0	0	0	4,562	916	1,252
<b>BEHAVIORAL CRIME</b>									
Weapon Laws							59	50	52
Prostitution							0	1	0
Drug Laws	1		1				184	216	148
Gambling							0	0	0
Crimes Against Family	1		1				53	4	23
D.U.I.I.	3	1	3				1,083	974	1,083
Liquor Laws	6	5	2	12		12	352	506	327
Disorderly Conduct	3	3	3				885	158	575
All Other	7	7	7				1,378	408	751
Curfew	3	3	3				31	18	31
Runaway Juveniles							351	363	302
1991 TOTAL	24	19	20	12	0	12	4,376	2,698	3,292
1990 TOTAL	34	26	34	18	0	18	4,949	2,622	3,736
<b>GRAND TOTAL</b>	<b>45</b>	<b>35</b>	<b>38</b>	<b>12</b>	<b>0</b>	<b>12</b>	<b>10,286</b>	<b>4,497</b>	<b>5,488</b>
<b>* Index Total</b>	<b>6</b>	<b>3</b>	<b>6</b>	<b>0</b>	<b>0</b>	<b>0</b>	<b>2,855</b>	<b>822</b>	<b>863</b>
Traffic Crime	11	6	11				671	424	671
Fish & Game Laws							394	375	394
Marine Violations							7	6	7

Population 1991	CROOK COUNTY SHERIFF 9,085			OSP-CROOK			PRINEVILLE POLICE DEPT 5,515		
	OFFENSES	ARRESTS	CLEARED	OFFENSES	ARRESTS	CLEARED	OFFENSES	ARRESTS	CLEARED
<b>CRIME AGAINST PERSON</b>									
Willful Murder*	1		1		1				
Neg. Homicide									
Forcible Rape*							9	3	5
Other Sex Crime	7	2	3				15	5	5
Kidnapping							2		2
Extortion									
Robbery*	1	1	1				3		2
Purse-Snatch*									
Aggravated Assault*				3	2	3	6	4	4
Simple Assault	24	12	14	4	4	2	72	53	48
1991 TOTAL	33	15	19	7	7	5	107	65	66
1990 TOTAL	47	21	28	4	6	4	129	99	93
<b>CRIME AGAINST PROPERTY</b>									
Burglary*	48	8	7	4			61	11	19
Larceny*	81	13	6	4			281	97	95
Motor Vehicle Theft*	15	9	9	2			12	5	5
Arson*	6	1	3				6		2
Forgery/Counterfeit	1						20	6	17
Fraud	14		7		1		43	2	35
Embezzlement	1		1						
Stolen Property									
Vandalism	83	3	6				175	32	19
1991 TOTAL	249	34	39	10	1	0	598	153	192
1990 TOTAL	282	50	55	20	2	2	582	160	184
<b>BEHAVIORAL CRIME</b>									
Weapon Laws	4	3	2	3			5	3	5
Prostitution									
Drug Laws	9	7	7				45	6	42
Gambling									
Crimes Against Family	4	1	2				2	1	1
D.U.I.I.	61	55	61	21	20	21	77	71	77
Liquor Laws	29	57	28	1	1	1	65	86	62
Disorderly Conduct	20	7	6	1	1	1	36	40	23
All Other	56	26	29	7	7	6	260	218	221
Curfew							96	82	38
Runaway Juveniles	48	17	40				47	28	30
1991 TOTAL	231	173	175	33	29	29	633	535	557
1990 TOTAL	197	103	114	42	39	38	626	583	568
<b>GRAND TOTAL</b>	<b>513</b>	<b>222</b>	<b>233</b>	<b>50</b>	<b>37</b>	<b>34</b>	<b>1,338</b>	<b>753</b>	<b>815</b>
<b>* Index Total</b>	<b>152</b>	<b>32</b>	<b>27</b>	<b>13</b>	<b>3</b>	<b>3</b>	<b>378</b>	<b>120</b>	<b>132</b>
Traffic Crime	24	10	24	9	4	9	37	27	37
Fish & Game Laws	2	2	2	135	124	135			
Marine Violations	9	9	9	2	2	2			

Population 1991	O.L.C.C.			CROOK COUNTY TOTALS 14,600		
	OFFENSES	ARRESTS	CLEARED	OFFENSES	ARRESTS	CLEARED
<b>CRIME AGAINST PERSON</b>						
Willful Murder*				1	1	1
Neg. Homicide				0	0	0
Forcible Rape*				9	3	5
Other Sex Crime				22	7	8
Kidnapping				2	0	2
Extortion				0	0	0
Robbery*				4	1	3
Purse-Snatch*				0	0	0
Aggravated Assault*				9	6	7
Simple Assault				100	69	64
1991 TOTAL	0	0	0	147	87	90
1990 TOTAL	0	0	0	180	126	125
<b>CRIME AGAINST PROPERTY</b>						
Burglary*				113	19	26
Larceny*				366	110	101
Motor Vehicle Theft*				29	14	14
Arson*				12	1	5
Forgery/Counterfeit				21	6	17
Fraud				57	3	42
Embezzlement				1	0	1
Stolen Property				0	0	0
Vandalism				258	35	25
1991 TOTAL	0	0	0	857	188	231
1990 TOTAL	0	0	0	884	212	241
<b>BEHAVIORAL CRIME</b>						
Weapon Laws				12	6	7
Prostitution				0	0	0
Drug Laws				54	13	49
Gambling				0	0	0
Crimes Against Family				6	2	3
D.U.I.I.				159	146	159
Liquor Laws	16	8	16	111	152	107
Disorderly Conduct				57	48	30
All Other				323	251	256
Curfew				96	82	96
Runaway Juveniles				95	45	70
1991 TOTAL	16	8	16	913	745	777
1990 TOTAL	15	10	15	880	735	735
<b>GRAND TOTAL</b>	<b>16</b>	<b>8</b>	<b>16</b>	<b>1,917</b>	<b>1,020</b>	<b>1,098</b>
* Index Total	0	0	0	543	155	162
Traffic Crime				70	41	70
Fish & Game Laws				137	126	137
Marine Violations				11	11	11



Population 1991	CURRY COUNTY SHERIFF 14,220			OSP-CURRY			BROOKINGS POLICE DEPT 4,675		
	OFFENSES	ARRESTS	CLEARED	OFFENSES	ARRESTS	CLEARED	OFFENSES	ARRESTS	CLEARED
<b>CRIME AGAINST PERSON</b>									
Willful Murder*	1	1							
Neg. Homicide									
Forcible Rape*	2	1	1	1					
Other Sex Crime	14	8	7	6	3	4	17		3
Kidnapping	1	2	1						
Extortion									
Robbery*	1								
Purse-Snatch*							5		
Aggravated Assault*	7	5	5				1		1
Simple Assault	80	54	52	15	8	10	36	15	21
1991 TOTAL	106	71	66	22	11	14	59	15	25
1990 TOTAL	103	64	65	27	11	22	17	6	6
<b>CRIME AGAINST PROPERTY</b>									
Burglary*	102	18	14				36	2	10
Larceny*	262	48	51	6			209	40	90
Motor Vehicle Theft*	17	8	8				9	4	6
Arson*	4	6	2				1		
Forgery/Counterfeit	9						8		2
Fraud	17		2	1		1	45	3	17
Embezzlement									
Stolen Property									
Vandalism	119	31	18	2			147	1	47
1991 TOTAL	530	111	95	9	0	1	455	50	172
1990 TOTAL	512	100	98	21	0	2	264	13	84
<b>BEHAVIORAL CRIME</b>									
Weapon Laws	2	2	2	9	9	9		2	
Prostitution	1	1	1						
Drug Laws	85	37	35	33	30	31	4	11	2
Gambling									
Crimes Against Family	6			2			3		1
D.U.I.I.	109	105	109	157	154	157	23	23	23
Liquor Laws	31	38	30	2	1	2	9	30	2
Disorderly Conduct	4	3	3	4	2	4	4	1	3
All Other	60	18	22	8	4	8	58	16	22
Curfew	7	7	7						
Runaway Juveniles	17	5	7				34	14	28
1991 TOTAL	322	216	216	215	200	211	135	97	81
1990 TOTAL	214	146	152	229	222	227	41	55	23
<b>GRAND TOTAL</b>	<b>958</b>	<b>398</b>	<b>377</b>	<b>246</b>	<b>211</b>	<b>226</b>	<b>649</b>	<b>162</b>	<b>278</b>
* Index Total	396	87	81	7	0	0	261	46	107
Traffic Crime	35	24	35	52	44	52	59	51	59
Fish & Game Laws				150	149	150			
Marine Violations				5	5	5			

Population 1991	GOLD BEACH POLICE DEPT 1,605			O.L.C.C.			CURRY COUNTY TOTALS 20,500		
	OFFENSES	ARRESTS	CLEARED	OFFENSES	ARRESTS	CLEARED	OFFENSES	ARRESTS	CLEARED
<b>CRIME AGAINST PERSON</b>									
Willful Murder*	1						2	1	0
Neg. Homicide							0	0	0
Forcible Rape*	2	1	1				5	2	2
Other Sex Crime	5		2				42	11	16
Kidnapping	1		1				2	2	2
Extortion							0	0	0
Robbery*	1		1				2	0	1
Purse-Snatch*	1						6	0	0
Aggravated Assault*		1					8	6	6
Simple Assault	22	12	7				153	89	90
1991 TOTAL	33	14	12	0	0	0	220	111	117
1990 TOTAL	27	13	10	0	0	0	174	94	103
<b>CRIME AGAINST PROPERTY</b>									
Burglary*	26	3	2				164	23	26
Larceny*	75	7	13				552	95	154
Motor Vehicle Theft*	4	1	1				30	13	15
Arson*							5	6	2
Forgery/Counterfeit	1						18	0	2
Fraud	25		1				88	3	21
Embezzlement							0	0	0
Stolen Property							0	0	0
Vandalism	66	1	7				334	33	72
1991 TOTAL	197	12	24	0	0	0	1,191	173	292
1990 TOTAL	158	16	19	0	0	0	955	129	203
<b>BEHAVIORAL CRIME</b>									
Weapon Laws							11	13	11
Prostitution							1	1	1
Drug Laws		2					122	80	68
Gambling							0	0	0
Crimes Against Family	1		1				12	0	2
D.U.I.I.	17	14	17				306	296	306
Liquor Laws	1	8	1	4		4	47	77	39
Disorderly Conduct	3		3				15	6	13
All Other	22	1	6				148	39	58
Curfew							7	7	7
Runaway Juveniles							51	19	35
1991 TOTAL	44	25	28	4	0	4	720	538	540
1990 TOTAL	35	21	19	5	1	5	524	445	426
<b>GRAND TOTAL</b>	<b>274</b>	<b>51</b>	<b>64</b>	<b>4</b>	<b>0</b>	<b>4</b>	<b>2,131</b>	<b>822</b>	<b>949</b>
<b>* Index Total</b>	<b>110</b>	<b>13</b>	<b>18</b>				<b>774</b>	<b>146</b>	<b>206</b>
Traffic Crime	11	8	11				157	127	157
Fish & Game Laws							150	149	150
Marine Violations							5	5	5

Population	DESCHUTES COUNTY SHERIFF			OSP-DESCHUTES			BEND POLICE DEPT			REDMOND POLICE DEPT		
	48,705						22,505			7,870		
1991	OFFENSES	ARRESTS	CLEARED	OFFENSES	ARRESTS	CLEARED	OFFENSES	ARRESTS	CLEARED	OFFENSES	ARRESTS	CLEARED
<b>CRIME AGAINST PERSON</b>												
Willful Murder*		1										
Neg. Homicide												
Forcible Rape*	6		4	8	3	2	8	3	3	4		1
Other Sex Crime	25	9	18	32	11	16	47	17	23	26	8	7
Kidnapping	2	2	2				3	1	1	1		
Extortion												
Robbery*	4	1	1		1		10	7	5	8	3	2
Purse-Snatch*												
Aggravated Assault*	11	7	7	20	12	18	66	50	51	2	3	2
Simple Assault	173	92	125	28	22	19	291	221	253	114	99	86
1991 TOTAL	221	112	157	88	49	55	425	299	336	155	113	98
1990 TOTAL	213	131	163	138	52	99	472	328	382	124	92	88
<b>CRIME AGAINST PROPERTY</b>												
Burglary*	369	42	41	69	25	16	408	113	128	204	33	29
Larceny*	817	170	158	161	120	119	1,483	357	423	641	163	196
Motor Vehicle Theft*	90	14	20	45	15	16	104	47	49	54	34	26
Arson*	6	1	2	9	7	7	12	12	7	12	3	4
Forgery/Counterfeit	19	10	8	22	3	9	137	28	102	14	1	2
Fraud	89	5	25	1	1		252	22	135	60	5	10
Embezzlement	4	3	3				1					
Stolen Property	3	2	3	1	3	1	2	6	1			
Vandalism	319	61	44	28	13	15	636	103	128	367	26	65
1991 TOTAL	1,716	308	304	336	187	183	3,035	688	973	1,352	265	332
1990 TOTAL	1,453	259	304	260	124	114	2,642	727	930	865	189	235
<b>BEHAVIORAL CRIME</b>												
Weapon Laws	9	6	7	8	10	8	39	11	25	1	2	1
Prostitution	1											
Drug Laws	48	38	44	29	25	26	135	108	128	15	42	10
Gambling												
Crimes Against Family	6	1	3	2	1	1	11	7	7	4		2
D.U.I.I.	384	375	384	220	215	220	270	270	270	145	144	145
Liquor Laws	154	372	143	39	40	38	137	182	133	4	41	2
Disorderly Conduct	76	41	48	13	7	11	142	73	93	212	63	127
All Other	181	88	130	48	50	50	357	262	258	65	84	49
Curfew	4	4	4				44	28	44	9	7	9
Runaway Juveniles	138	26	111	2	1	2					17	
1991 TOTAL	1,001	951	874	361	349	356	1,135	941	958	455	400	345
1990 TOTAL	791	948	714	345	296	312	1,230	965	1,013	375	342	314
<b>GRAND TOTAL</b>	<b>2,938</b>	<b>1,371</b>	<b>1,335</b>	<b>785</b>	<b>585</b>	<b>594</b>	<b>4,595</b>	<b>1,928</b>	<b>2,267</b>	<b>1,962</b>	<b>778</b>	<b>775</b>
<b>* Index Total</b>	<b>1,303</b>	<b>236</b>	<b>233</b>	<b>312</b>	<b>183</b>	<b>178</b>	<b>2,091</b>	<b>589</b>	<b>666</b>	<b>925</b>	<b>239</b>	<b>260</b>
Traffic Crime	142	66	142	101	68	101	231	152	231	78	52	78
Fish & Game Laws				197	191	197						
Marine Violations				24	23	24						

Population 1991	SISTERS POLICE DEPT 720			O.L.C.C.			DESCHUTES COUNTY TOTALS 79,800		
	OFFENSES	ARRESTS	CLEARED	OFFENSES	ARRESTS	CLEARED	OFFENSES	ARRESTS	CLEARED
CRIME AGAINST PERSON									
Willful Murder*							0	1	0
Neg. Homicide							0	0	0
Forcible Rape*							26	6	10
Other Sex Crime							130	45	64
Kidnapping							6	3	3
Extortion							0	0	0
Robbery*							22	12	8
Purse-Snatch*							0	0	0
Aggravated Assault*		1					99	73	78
Simple Assault	1	2					607	436	483
1991 TOTAL	1	3	0	0	0	0	890	576	646
1990 TOTAL	10	6	0	0	0	0	957	609	732
CRIME AGAINST PROPERTY									
Burglary*	6	1					1,056	214	214
Larceny*	44	3	9				3,146	813	905
Motor Vehicle Theft*	2	3					295	113	111
Arson*	2		1				41	23	21
Forgery/Counterfeit	6						198	42	121
Fraud	2						404	33	170
Embezzlement							5	3	3
Stolen Property							6	11	5
Vandalism	21	2	2				1,371	205	254
1991 TOTAL	83	9	12	0	0	0	6,522	1,457	1,804
1990 TOTAL	80	1	0	0	0	0	5,300	1,300	1,583
BEHAVIORAL CRIME									
Weapon Laws		1					57	30	41
Prostitution							1	0	0
Drug Laws							227	213	208
Gambling							0	0	0
Crimes Against Family	1	1					24	10	13
D.U.I.I.	17	17	17				1,036	1,021	1,036
Liquor Laws	4		4	38	24	38	376	659	358
Disorderly Conduct	6	1	1				449	185	280
All Other	5	1					656	485	487
Curfew							57	39	57
Runaway Juveniles							140	44	113
1991 TOTAL	33	21	22	38	24	38	3,023	2,686	2,593
1990 TOTAL	13	15	13	45	40	45	2,799	2,606	2,411
GRAND TOTAL	117	33	34	38	24	38	10,435	4,719	5,043
* Index Total	54	8	10	0	0	0	4,685	1,255	1,347
Traffic Crime	13	13	13				565	351	565
Fish & Game Laws							197	191	197
Marine Violations							24	23	24

Population	DOUGLAS COUNTY SHERIFF			OSP-DOUGLAS			CANYONVILLE POLICE DEPT			MYRTLE CREEK POLICE DEPT		
	59,305						1,225			3,100		
1991	OFFENSES	ARRESTS	CLEARED	OFFENSES	ARRESTS	CLEARED	OFFENSES	ARRESTS	CLEARED	OFFENSES	ARRESTS	CLEARED
<b>CRIME AGAINST PERSON</b>												
Willful Murder*	8	3	5		1							
Neg. Homicide										1	1	1
Forcible Rape*	13	3	6	5	1	5				6	6	7
Other Sex Crime	72	36	38	36	5	13	3			1	1	1
Kidnapping	8	6	3	1								
Extortion												
Robbery*	7	4	4	2			1	2		1	3	1
Purse-Snatch*	2									2		
Aggravated Assault*	69	38	60	13	7	28		1		7	7	8
Simple Assault		300		17	15	13	6	10	4	55	45	55
1991 TOTAL	179	390	116	74	29	59	10	13	4	73	63	73
1990 TOTAL	441	371	388	95	42	58	13	14	4	91	61	76
<b>CRIME AGAINST PROPERTY</b>												
Burglary*	413	101	93	20	2	1	26			32	16	14
Larceny*	840	182	212	56	17	15	16	8	5	119	52	74
Motor Vehicle Theft*	78	35	36	14	6	2	3	5	1	9	6	6
Arson*	12	5	4	6	5	3				2	1	1
Forgery/Counterfeit	42	14	26	27	3	13	3			24	3	4
Fraud	157	30	127	1	1		19		3	146	26	128
Embezzlement	4	2	3									
Stolen Property	6	11	4	1	1	1						
Vandalism	496	108	120	15	3	3	28	3	6	123	45	59
1991 TOTAL	2,048	488	625	140	38	38	95	16	15	455	149	286
1990 TOTAL	1,927	543	753	204	26	124	98	14	20	504	181	384
<b>BEHAVIORAL CRIME</b>												
Weapon Laws	33	13	28	15	8	14		1		2	1	1
Prostitution		1										
Drug Laws	335	258	243	67	52	63	1	9		6	8	6
Gambling	1	2										
Crimes Against Family	18	9	17	1			1			2		
D.U.I.I.	326	301	326	216	213	216	31	28	31	45	39	45
Liquor Laws	322	579	295	21	22	21	4	10	3	23	29	23
Disorderly Conduct	59	44	44	8	5	4	8	5	4	18	18	15
All Other	470	230	317	44	15	29	15	7	3	35	21	25
Curfew	21	21	21				5	3	5	24	22	24
Runaway Juveniles	81	11	58	2	4	2	2		1	14	2	12
1991 TOTAL	1,666	1,469	1,349	374	319	349	67	63	47	169	140	151
1990 TOTAL	1,493	1,385	1,333	509	436	470	67	90	55	229	194	207
<b>GRAND TOTAL</b>	<b>3,893</b>	<b>2,347</b>	<b>2,090</b>	<b>588</b>	<b>386</b>	<b>446</b>	<b>172</b>	<b>92</b>	<b>66</b>	<b>697</b>	<b>352</b>	<b>510</b>
<b>* Index Total</b>	<b>1,442</b>	<b>371</b>	<b>420</b>	<b>116</b>	<b>39</b>	<b>54</b>	<b>46</b>	<b>16</b>	<b>6</b>	<b>173</b>	<b>86</b>	<b>105</b>
Traffic Crime	251	167	251	135	103	135	20	14	20	26	25	26
Fish & Game Laws	3	3	3	572	550	572						
Marine Violations				55	55	55						



0133

Population 1991	WINSTON POLICE DEPT 3,805			O.L.C.C.			DOUGLAS COUNTY TOTALS 96,100		
	OFFENSES	ARRESTS	CLEARED	OFFENSES	ARRESTS	CLEARED	OFFENSES	ARRESTS	CLEARED
<b>CRIME AGAINST PERSON</b>									
Willful Murder*							10	5	5
Neg. Homicide							0	1	0
Forcible Rape*							31	11	18
Other Sex Crime	4	1	3				182	66	90
Kidnapping							15	8	6
Extortion							1	0	0
Robbery*	1	1	1				32	15	12
Purse-Snatch*							9	0	1
Aggravated Assault*	6	6	5				148	96	151
Simple Assault	59	56	49				581	737	467
1991 TOTAL	70	64	58	0	0	0	1,009	939	750
1990 TOTAL	76	65	65	0	0	0	1,379	961	1,067
<b>CRIME AGAINST PROPERTY</b>									
Burglary*	39	4	8				873	195	170
Larceny*	104	30	41				2,446	617	719
Motor Vehicle Theft*	7	7	1				196	97	70
Arson*	2	3	2				34	19	15
Forgery/Counterfeit	15	1					164	40	66
Fraud	47	3	9				648	92	430
Embezzlement							17	8	10
Stolen Property	1	2	1				12	21	10
Vandalism	52	10	14				1,350	241	298
1991 TOTAL	267	60	76	0	0	0	5,740	1,330	1,788
1990 TOTAL	300	62	69	0	0	0	5,569	1,445	2,157
<b>BEHAVIORAL CRIME</b>									
Weapon Laws	6	3	6				90	45	82
Prostitution							0	1	0
Drug Laws	13	12	11				491	387	385
Gambling							1	2	0
Crimes Against Family							35	13	23
D.U.I.I.	60	58	60				1,120	1,054	1,120
Liquor Laws	37	56	32	34	3	34	1,011	1,299	964
Disorderly Conduct	14	13	13				395	253	250
All Other	23	9	10				1,203	769	897
Curfew	24	17	24				170	147	170
Runaway Juveniles	6	4	4				154	47	114
1991 TOTAL	183	172	160	34	3	34	4,670	4,017	4,005
1990 TOTAL	190	175	160	18	2	18	4,632	4,261	4,090
<b>GRAND TOTAL</b>	<b>520</b>	<b>296</b>	<b>294</b>	<b>34</b>	<b>3</b>	<b>34</b>	<b>11,419</b>	<b>6,286</b>	<b>6,543</b>
* Index Total	159	51	58	0	0	0	3,779	1,055	1,161
Traffic Crime	60	45	60				702	484	702
Fish & Game Laws							575	553	575
Marine Violations							55	55	55

Population 1991	GILLIAM COUNTY SHERIFF 1,700			OSP-GILLIAM COUNTY			O. L. C. C.			GILLIAM COUNTY TOTALS 1,750		
	OFFENSES	ARRESTS	CLEARED	OFFENSES	ARRESTS	CLEARED	OFFENSES	ARRESTS	CLEARED	OFFENSES	ARRESTS	CLEARED
<b>CRIME AGAINST PERSON</b>												
Willful Murder*										0	0	0
Neg. Homicide										0	0	0
Forcible Rape*										0	0	0
Other Sex Crime	8	3	3							8	3	3
Kidnapping										0	0	0
Extortion										0	0	0
Robbery*										0	0	0
Purse-Snatch*										0	0	0
Aggravated Assault*										0	0	0
Simple Assault	3	2	1	2	1	2				5	3	3
1991 TOTAL	11	5	4	2	1	2	0	0	0	13	6	6
1990 TOTAL	1	2	0	2	0	2	0	0	0	3	2	2
<b>CRIME AGAINST PROPERTY</b>												
Burglary*	14	3	3	3						17	3	3
Larceny*	17	4	1	2	1	1				19	5	2
Motor Vehicle Theft*	2		1							2	0	1
Arson*										0	0	0
Forgery/Counterfeit										0	0	0
Fraud	6									6	0	0
Embezzlement										0	0	0
Stolen Property										0	0	0
Vandalism	8			2						10	0	0
1991 TOTAL	47	7	5	7	1	1	0	0	0	54	8	6
1990 TOTAL	33	4	3	6	1	0	0	0	0	39	5	3
<b>BEHAVIORAL CRIME</b>												
Weapon Laws										0	0	0
Prostitution										0	0	0
Drug Laws										0	0	0
Gambling										0	0	0
Crimes Against Family										0	0	0
D.U.I.	1		1	31	30	31				32	30	32
Liquor Laws	1	5	1	3	3	3				4	8	4
Disorderly Conduct										0	0	0
All Other	9	6	2	2	1	1				11	7	3
Curfew										0	0	0
Runaway Juveniles										0	0	0
1991 TOTAL	11	11	4	36	34	35	0	0	0	47	45	39
1990 TOTAL	4	9	1	26	38	25	0	0	0	30	47	26
<b>GRAND TOTAL</b>	<b>69</b>	<b>23</b>	<b>13</b>	<b>45</b>	<b>36</b>	<b>38</b>	<b>0</b>	<b>0</b>	<b>0</b>	<b>114</b>	<b>59</b>	<b>51</b>
<b>* Index Total</b>	<b>33</b>	<b>7</b>	<b>5</b>	<b>5</b>	<b>1</b>	<b>1</b>	<b>0</b>	<b>0</b>	<b>0</b>	<b>38</b>	<b>8</b>	<b>6</b>
Traffic Crime	2		2	16	15	16				18	15	18
Fish & Game Laws				15	14	15				15	14	15
Marine Violations				2	2	2				2	2	2





Population 1991	PRAIRIE CITY POLICE DEPT 1,125			O.L.C.C.			GRANT COUNTY TOTALS 7,850		
	OFFENSES	ARRESTS	CLEARED	OFFENSES	ARRESTS	CLEARED	OFFENSES	ARRESTS	CLEARED
<b>CRIME AGAINST PERSON</b>									
Willful Murder*							0	0	0
Neg. Homicide							0	0	0
Forcible Rape*							2	1	0
Other Sex Crime	3	1	2				21	7	8
Kidnapping							0	0	0
Extortion							0	0	0
Robbery*							1	0	1
Purse-Snatch*	1		1				2	0	1
Aggravated Assault*	1	1	1				26	16	18
Simple Assault	10	6	6				40	20	12
1991 TOTAL	15	8	10	0	0	0	92	44	40
1990 TOTAL	10	7	1	0	0	0	75	34	25
<b>CRIME AGAINST PROPERTY</b>									
Burglary*	11	2	2				49	2	5
Larceny*	14	2	4				151	14	16
Motor Vehicle Theft*							11	6	3
Arson*							1	0	0
Forgery/Counterfeit							6	2	1
Fraud	3	1	1				19	1	1
Embezzlement							0	0	0
Stolen Property							1	0	0
Vandalism	7	1	1				69	10	13
1991 TOTAL	35	6	8	0	0	0	307	35	39
1990 TOTAL	24	11	7	0	0	0	315	78	36
<b>BEHAVIORAL CRIME</b>									
Weapon Laws	2	1	1				7	5	5
Prostitution							0	1	1
Drug Laws							10	6	2
Gambling							0	0	0
Crimes Against Family	1						5	1	0
D.U.I.I.	9	9	9				96	96	96
Liquor Laws	28	20	20	9		9	127	79	56
Disorderly Conduct	10	5	6				50	12	13
All Other	15	8	10				89	20	30
Curfew							6	5	6
Runaway Juveniles	2						14	6	1
1990 TOTAL	67	43	46	9	0	9	404	231	210
1989 TOTAL	39	26	29	8	1	8	311	229	187
<b>GRAND TOTAL</b>	<b>117</b>	<b>57</b>	<b>64</b>	<b>9</b>	<b>9</b>		<b>803</b>	<b>310</b>	<b>289</b>
* Index Total	27	5	8	0	0	0	243	39	44
Traffic Crime	6	4	6				37	28	37
Fish & Game Laws							107	94	107
Marine Violations							0	0	0



Population 1991	HINES POLICE DEPT 1,425			O.L.C.C.			HARNEY COUNTY TOTALS 7,050		
	OFFENSES	ARRESTS	CLEARED	OFFENSES	ARRESTS	CLEARED	OFFENSES	ARRESTS	CLEARED
<b>CRIME AGAINST PERSON</b>									
Willful Murder*							0	0	0
Neg. Homicide							0	0	0
Forcible Rape*							0	0	0
Other Sex Crime	2	1	2				9	6	4
Kidnapping							0	0	0
Extortion							0	0	0
Robbery*							0	0	0
Purse-Snatch*							0	0	0
Aggravated Assault*	1						4	2	3
Simple Assault	8	9	6				27	24	9
1991 TOTAL	11	10	8	0	0	0	40	32	16
1990 TOTAL	7	3	3	0	0	0	43	35	17
<b>CRIME AGAINST PROPERTY</b>									
Burglary*	9						41	8	4
Larceny*	27	12	14				127	16	16
Motor Vehicle Theft*	3	2	1				8	8	1
Arson*							1	1	0
Forgery/Counterfeit	3	2	2				10	4	3
Fraud	1	1					5	1	0
Embezzlement							0	0	0
Stolen Property							0	0	0
Vandalism	19	2	2				79	5	4
1991 TOTAL	62	19	19	0	0	0	271	43	28
1990 TOTAL	38	29	16	0	0	0	205	61	24
<b>BEHAVIORAL CRIME</b>									
Weapon Laws							1	3	0
Prostitution							0	0	0
Drug Laws							2	2	1
Gambling							0	0	0
Crimes Against Family							1	2	1
D.U.I.I.	10	10	10				58	57	58
Liquor Laws	3	15	3	13	9	13	36	49	35
Disorderly Conduct							1	2	1
All Other	14	2	2				40	34	17
Curfew	4		4				4	0	4
Runaway Juveniles		1					9	5	2
1991 TOTAL	31	28	19	13	9	13	152	154	119
1990 TOTAL	26	23	20	1	0	1	140	142	89
<b>GRAND TOTAL</b>	<b>104</b>	<b>57</b>	<b>46</b>	<b>13</b>	<b>13</b>		<b>463</b>	<b>229</b>	<b>163</b>
* Index Total	40	14	15	0	0	0	181	35	24
Traffic Crime	3	3	3				27	16	27
Fish & Game Laws							67	56	67
Marine Violations							0	0	0

Population 1991	HOOD RIVER COUNTY SHERIFF 12,385			OSP-HOOD RIVER			HOOD RIVER POLICE DEPT 4,715		
	OFFENSES	ARRESTS	CLEARED	OFFENSES	ARRESTS	CLEARED	OFFENSES	ARRESTS	CLEARED
<b>CRIME AGAINST PERSON</b>									
Willful Murder*									
Neg. Homicide									
Forcible Rape*	4	1	3	1	1	1	2	1	
Other Sex Crime	11	2	3	14	2	8	13	9	10
Kidnapping	2		1	1			1		1
Extortion									
Robbery*							4	5	3
Purse-Snatch*							1		
Aggravated Assault*	7	4	7				3	2	3
Simple Assault	70	52	48	5	1	4	52	49	44
1991 TOTAL	94	59	62	21	4	13	76	66	61
1990 TOTAL	90	65	63	7	8	6	66	56	50
<b>CRIME AGAINST PROPERTY</b>									
Burglary*	99	34	17	4	2	1	54	6	9
Larceny*	228	32	39	9	3	3	257	86	80
Motor Vehicle Theft*	28	18	11	1			13	3	9
Arson*	3	1	1	2	1	1	1	1	
Forgery/Counterfeit	6	3	4	7	2	7	5	3	3
Fraud	24	22	15				31		1
Embezzlement									
Stolen Property	1	3	1						
Vandalism	116	20	17	1			93	11	12
1991 TOTAL	505	133	105	24	8	12	454	110	114
1990 TOTAL	464	90	84	13	13	7	387	116	124
<b>BEHAVIORAL CRIME</b>									
Weapon Laws	3	4	3				6	3	6
Prostitution							1	2	1
Drug Laws	15	16	14	12	11	12	18	25	17
Gambling									
Crimes Against Family	7	5	5				6	2	6
D.U.I.I.	152	145	152	63	63	63	204	201	204
Liquor Laws	59	68	57	3	3	3	31	38	31
Disorderly Conduct	11	7	7	1			3	3	3
All Other	49	34	34	3	4	3	79	67	42
Curfew									
Runaway Juveniles	3	5	1				1	3	
1991 TOTAL	299	284	273	82	81	81	349	344	310
1990 TOTAL	176	193	169	85	87	84	330	362	299
<b>GRAND TOTAL</b>	<b>898</b>	<b>476</b>	<b>440</b>	<b>127</b>	<b>93</b>	<b>106</b>	<b>879</b>	<b>520</b>	<b>485</b>
* Index Total	369	90	78	17	7	6	335	104	104
Traffic Crime	98	64	98	25	20	25	36	19	36
Fish & Game Laws				112	92	112			
Marine Violations	3	3	3	1	1	1			

Population 1991	O.L.C.C.			HOOD RIVER COUNTY TOTALS 17,100		
	OFFENSES	ARRESTS	CLEARED	OFFENSES	ARRESTS	CLEARED
<b>CRIME AGAINST PERSON</b>						
Willful Murder*				0	0	0
Neg. Homicide				0	0	0
Forcible Rape*				7	3	4
Other Sex Crime				38	13	21
Kidnapping				4	0	2
Extortion				0	0	0
Robbery*				4	5	3
Purse-Snatch*				1	0	0
Aggravated Assault*				10	6	10
Simple Assault				127	102	96
1991 TOTAL	0	0	0	191	129	136
1990 TOTAL	0	0	0	163	129	119
<b>CRIME AGAINST PROPERTY</b>						
Burglary*				157	42	27
Larceny*				494	121	122
Motor Vehicle Theft*				42	21	20
Arson*				6	3	2
Forgery/Counterfeit				18	8	14
Fraud				55	22	16
Embezzlement				0	0	0
Stolen Property				1	3	1
Vandalism				210	31	29
1991 TOTAL	0	0	0	983	251	231
1990 TOTAL	0	0	0	864	219	215
<b>BEHAVIORAL CRIME</b>						
Weapon Laws				9	7	9
Prostitution				1	2	1
Drug Laws				45	52	43
Gambling				0	0	0
Crimes Against Family				13	7	11
D.U.I.I.				419	409	419
Liquor Laws				93	109	91
Disorderly Conduct				15	10	10
All Other				131	105	79
Curfew				0	0	0
Runaway Juveniles				4	8	1
1991 TOTAL	0	0	0	730	709	664
1990 TOTAL	1	0	1	592	642	553
<b>GRAND TOTAL</b>	<b>0</b>	<b>0</b>	<b>0</b>	<b>1,904</b>	<b>1,089</b>	<b>1,031</b>
<b>* Index Total</b>	<b>0</b>	<b>0</b>	<b>0</b>	<b>721</b>	<b>201</b>	<b>188</b>
Traffic Crime				159	103	159
Fish & Game Laws				112	92	112
Marine Violations				4	4	4

Population 1991	JACKSON COUNTY SHERIFF 61,205			OSP-JACKSON			ASHLAND POLICE DEPT 17,060			BUTTE FALLS POLICE DEPT 265			
	OFFENSES	ARRESTS	CLEARED	OFFENSES	ARRESTS	CLEARED	OFFENSES	ARRESTS	CLEARED	OFFENSES	ARRESTS	CLEARED	
CRIME AGAINST PERSON													
Willful Murder*				1	3								No reports received during 1991
Neg. Homicide				2		2							
Forcible Rape*	10	5	6	15	7	6	8	2	4				
Other Sex Crime	68	30	36	129	23	94	18	4	6				
Kidnapping	3	1	2	4	1	1	2						
Extortion													
Robbery*	13	6	6	4	1	1	3	2	2				
Purse-Snatch*	2						2						
Aggravated Assault*	186	128	125	19	8	13	11	9	7				
Simple Assault	222	192	199	46	36	39	109	71	72				
1991 TOTAL	504	362	374	220	79	156	153	88	91	0	0	0	
1990 TOTAL	465	309	352	174	78	118	161	93	101	6	3	5	
CRIME AGAINST PROPERTY													
Burglary*	394	105	86	24	6	7	153	21	32				
Larceny*	873	240	216	128	70	89	783	200	196				
Motor Vehicle Theft*	92	37	30	19	6	5	43	17	15				
Arson*	8	4	3	28	17	16	11	6	6				
Forgery/Counterfeit	19	9	13	15	5	9	98	13	20				
Fraud	48	14	21	121	9	11	155	24	94				
Embezzlement	5	1	3				8		7				
Stolen Property	5	10	3	4	1	2	8	10	6				
Vandalism	461	71	97	29	13	12	397	74	88				
1991 TOTAL	1,905	491	472	368	127	151	1,656	365	464	0	0	0	
1990 TOTAL	1,789	416	483	320	103	105	1,446	274	378	48	23	22	
BEHAVIORAL CRIME													
Weapon Laws	22	15	21	14	11	14	4	5	4				
Prostitution	2		1										
Drug Laws	215	186	210	80	45	75	43	39	39				
Gambling													
Crimes Against Family	17	6	5				23	2	3				
D.U.I.I.	223	210	223	460	443	460	132	126	132				
Liquor Laws	55	57	49	56	55	48	156	202	147				
Disorderly Conduct	127	23	32	20	11	12	138	26	30				
All Other	601	154	176	100	24	68	705	260	257				
Curfew	4	3	4				105	86	105				
Runaway Juveniles	215	8	2	7	2	4	55	30	26				
1991 TOTAL	1,481	662	723	737	591	681	1,361	776	743	0	0	0	
1990 TOTAL	1,438	614	672	807	710	763	1,082	712	754	38	16	30	
GRAND TOTAL	3,890	1,515	1,569	1,325	797	988	3,170	1,229	1,298	0	0	0	
* Index Total	1,578	525	472	238	118	137	1,014	257	262	0	0	0	
Traffic Crime	179	121	179	132	86	132	58	33	58				
Fish & Game Laws	11	11	11	213	202	213							
Marine Violations	456	445	456	2	2	2							







Population 1991	TALENT POLICE DEPT 3,625			O.L.C.C.			JACKSON COUNTY TOTALS 151,400		
	OFFENSES	ARRESTS	CLEARED	OFFENSES	ARRESTS	CLEARED	OFFENSES	ARRESTS	CLEARED
CRIME AGAINST PERSON									
Willful Murder*							2	4	1
Neg. Homicide							2	0	2
Forcible Rape*							71	38	44
Other Sex Crime	4						443	128	252
Kidnapping							14	4	5
Extortion							1	1	1
Robbery*							71	37	25
Purse-Snatch*							18	0	3
Aggravated Assault*	12	3	6				377	250	269
Simple Assault	6						1,040	842	865
1991 TOTAL	22	3	6	0	0	0	2,039	1,304	1,467
1990 TOTAL	12	6	5	0	0	0	1,950	1,288	1,406
CRIME AGAINST PROPERTY									
Burglary*	1						1,180	298	259
Larceny*	14						5,194	2,035	1,959
Motor Vehicle Theft*	2	1	1				325	163	129
Arson*	1						80	46	38
Forgery/Counterfeit	3		1				313	89	159
Fraud	1						967	226	546
Embezzlement							99	6	84
Stolen Property							29	51	20
Vandalism	7						2,162	417	572
1991 TOTAL	29	1	2	0	0	0	10,349	3,331	3,766
1990 TOTAL	58	0	26	0	0	0	13,238	3,129	3,744
BEHAVIORAL CRIME									
Weapon Laws							164	122	147
Prostitution	1						4	1	2
Drug Laws							567	445	525
Gambling							1	0	0
Crimes Against Family	2						111	24	51
D.U.I.I.	18	14	18				1,626	1,524	1,626
Liquor Laws	3		1	42	27	42	775	1,081	741
Disorderly Conduct	20	3	5				624	396	382
All Other	17	1	1				2,873	1,645	1,579
Curfew							316	227	316
Run-away Juveniles	3						530	59	268
1991 TOTAL	64	18	25	42	27	42	7,591	5,524	5,637
1990 TOTAL	44	19	31	19	14	19	7,292	5,510	5,515
GRAND TOTAL	115	22	33	42	27	42	19,979	10,159	10,870
* Index Total	30	4	7	0	0	0	7,318	2,871	2,727
Traffic Crime	1	1	1				764	391	764
Fish & Game Laws							227	216	227
Marine Violations							458	447	458

Population 1991	JEFFERSON COUNTY SHERIFF 10,235			OSP-JEFFERSON			CULVER POLICE DEPT 595		
	OFFENSES	ARRESTS	CLEARED	OFFENSES	ARRESTS	CLEARED	OFFENSES	ARRESTS	CLEARED
<b>CRIME AGAINST PERSON</b>									
Willful Murder*				1					
Neg. Homicide				4					
Forcible Rape*	2	1	1						
Other Sex Crime	20	4	4						
Kidnapping	1	1	1						
Extortion									
Robbery*									
Purse-Snatch*									
Aggravated Assault*	5	3	3	2	1	2			
Simple Assault	31	30	24	5	3	3			
1991 TOTAL	59	39	33	12	4	5	0	0	0
1990 TOTAL	94	50	51	7	4	5	0	0	0
<b>CRIME AGAINST PROPERTY</b>									
Burglary*	28	6	5	5	3	2			
Larceny*	64	9	5	3			2		1
Motor Vehicle Theft*	11	4	4	3	2				
Arson*	1								
Forgery/Counterfeit	7	2	2	2	1	2			
Fraud	1						11		
Embezzlement									
Stolen Property				1	1	1	1		
Vandalism	27	10	6	3	2	2	3		2
1991 TOTAL	139	31	22	17	9	7	17	0	3
1990 TOTAL	126	53	44	12	6	4	35	0	0
<b>BEHAVIORAL CRIME</b>									
Weapon Laws	3	3	3	8	6	7			
Prostitution									
Drug Laws	13	26	12	26	17	22			
Gambling									
Crimes Against Family	4	2	2	1		1			
D.U.I.	165	161	165	64	61	64			
Liquor Laws	23	59	23	30	38	30			
Disorderly Conduct	37	43	34	2	2	1			
All Other	117	105	100	10	17	8			
Curfew	3	1	3						
Runaway Juveniles	17	13	10						
1991 TOTAL	382	413	352	141	141	133	0	0	0
1990 TOTAL	514	511	466	126	122	125	0	0	0
<b>GRAND TOTAL</b>	<b>580</b>	<b>483</b>	<b>407</b>	<b>170</b>	<b>154</b>	<b>145</b>	<b>17</b>	<b>0</b>	<b>3</b>
* Index Total	111	23	18	14	6	4	2	0	1
Traffic Crime	92	45	92	38	31	38			
Fish & Game Laws				3	3	3			
Marine Violations				242	235	242			

Population 1991	MADRAS POLICE DEPT 3,570			O.L.C.C.			JEFFERSON COUNTY TOTALS 14,400		
	OFFENSES	ARRESTS	CLEARED	OFFENSES	ARRESTS	CLEARED	OFFENSES	ARREST	CLEARED
CRIME AGAINST PERSON									
Willful Murder*							0	0	0
Neg. Homicide							0	0	0
Forcible Rape*	7	2	2				10	3	3
Other Sex Crime	19	7	13				43	11	17
Kidnapping	1						2	1	1
Extortion							0	0	0
Robbery*	2	2	2				2	2	2
Purse-Snatch*	1		1				1	0	1
Aggravated Assault*	3	3	3				10	7	8
Simple Assault	86	70	69				122	103	96
1991 TOTAL	119	84	90	0	0	0	190	127	128
1990 TOTAL	104	78	87	0	0	0	205	132	143
CRIME AGAINST PROPERTY									
Burglary*	43	19	17				76	28	24
Larceny*	210	135	121				279	144	127
Motor Vehicle Theft*	13	12	8				27	18	12
Arson*	5	1	3				6	1	3
Forgery/Counterfeit	36	3	6				45	6	10
Fraud	38	3	26				50	3	26
Embezzlement							0	0	0
Stolen Property	3	31	3				5	32	4
Vandalism	90	25	37				123	37	47
1991 TOTAL	438	229	221	0	0	0	611	269	253
1990 TOTAL	235	137	131	0	0	0	408	196	179
BEHAVIORAL CRIME									
Weapon Laws	4	2	4				15	11	14
Prostitution							0	0	0
Drug Laws	24	14	24				63	57	58
Gambling							0	0	0
Crimes Against Family	3		2				8	2	5
D.U.I.	171	161	171				400	383	400
Liquor Laws	87	87	87	13	7	13	153	191	153
Disorderly Conduct	119	82	103				158	127	138
All Other	80	61	78				207	183	186
Curfew	78	62	78				81	63	81
Runaway Juveniles	6	3	5				23	16	15
1991 TOTAL	572	472	552	13	7	13	1,108	1,033	1,050
1990 TOTAL	449	394	424	1	0	1	1,090	1,027	1,016
GRAND TOTAL	1,129	785	863	13	7	13	1,909	1,429	1,431
* Index Total	284	174	157	0	0	0	411	203	180
Traffic Crime	131	76	131				261	152	261
Fish & Game Laws							3	3	3
Marine Violations							242	235	242

Population 1991	JOSEPHINE COUNTY SHERIFF 45,815			OSP-JOSEPHINE			GRANTS PASS POLICE DEPT 17,785		
	OFFENSES	ARRESTS	CLEARED	OFFENSES	ARRESTS	CLEARED	OFFENSES	ARRESTS	CLEARED
<b>CRIME AGAINST PERSON</b>									
Willful Murder*	4	3	3						
Neg. Homicide	1	1							
Forcible Rape*	6	3	2	9	2	3	5	1	1
Other Sex Crime	46	6	30	71	20	41	48	5	13
Kidnapping	2	1	1				3		2
Extortion									
Robbery*	9	10	5	2			29	9	8
Purse-Snatch*	1		1				13		1
Aggravated Assault*	19	13	17	3	1	3	1		
Simple Assault	233	91	217	18	15	17	336	113	194
1991 TOTAL	321	128	276	103	38	64	435	128	219
1990 TOTAL	306	124	252	86	45	58	434	133	189
<b>CRIME AGAINST PROPERTY</b>									
Burglary*	325	72	145	3			245	23	36
Larceny*	727	141	433	23	6	11	1,363	286	427
Motor Vehicle Theft*	56	22	23	4	2		77	13	34
Arson*	8	3	4	2	1	1	10		3
Forgery/Counterfeit	41	8	39	1			69	9	19
Fraud	43	2	27	7	3	1	219	14	73
Embezzlement									
Stolen Property				3	2	1	1	1	1
Vandalism	572	54	378	5	2	4	810	39	144
1991 TOTAL	1,772	302	1,040	48	16	18	2,794	385	737
1990 TOTAL	2,078	280	692	58	34	30	2,815	528	527
<b>BEHAVIORAL CRIME</b>									
Weapon Laws	47	14	45	14	6	13	67	10	28
Prostitution							3		
Drug Laws	252	138	229	117	95	112	124	70	102
Gambling									
Crimes Against Family	33	2	28	3	1	3	74	4	36
D.U.I.I.	189	178	189	333	325	333	163	153	163
Liquor Laws	106	114	103	9	8	8	156	127	129
Disorderly Conduct	631	20	576	5	5	5	677	24	249
All Other	830	95	799	69	4	44	775	88	406
Curfew	17	14	17	5	5	5	73	64	73
Runaway Juveniles	92	32	83	3	2	1	221	88	176
1991 TOTAL	2,197	607	2,069	558	451	524	2,333	628	1,362
1990 TOTAL	2,751	679	2,323	617	538	594	2,719	680	1,179
<b>GRAND TOTAL</b>	<b>4,290</b>	<b>1,037</b>	<b>3,394</b>	<b>709</b>	<b>505</b>	<b>606</b>	<b>5,562</b>	<b>1,141</b>	<b>2,318</b>
* Index Total	1,155	267	633	46	12	18	1,743	332	510
Traffic Crime	133	93	133	117	60	117	137	92	137
Fish & Game Laws	1	1	1	164	147	164	1	1	1
Marine Violations				7	7	7			

Population 1991	O.L.C.C.			JOSEPHINE COUNTY TOTALS 63,600		
	OFFENSES	ARRESTS	CLEARED	OFFENSES	ARRESTS	CLEARED
CRIME AGAINST PERSON						
Willful Murder*				4	3	3
Neg. Homicide				1	1	0
Forcible Rape*				20	6	6
Other Sex Crime				165	31	84
Kidnapping				5	1	3
Extortion				0	0	0
Robbery*				40	19	13
Purse-Snatch*				14	0	2
Aggravated Assault*				23	14	20
Simple Assault				587	219	428
1991 TOTAL	0	0	0	859	294	559
1990 TOTAL	0	0	0	826	302	499
CRIME AGAINST PROPERTY						
Burglary*				573	95	181
Larceny*				2,113	433	871
Motor Vehicle Theft*				137	37	57
Arson*				20	4	8
Forgery/Counterfeit				111	17	58
Fraud				269	19	101
Embezzlement				0	0	0
Stolen Property				4	3	2
Vandalism				1,387	95	526
1991 TOTAL	0	0	0	4,614	703	1,804
1990 TOTAL	0	0	0	4,951	842	1,249
BEHAVIORAL CRIME						
Weapon Laws				128	30	86
Prostitution				3	0	0
Drug Laws				493	303	443
Gambling				0	0	0
Crimes Against Family				110	7	67
D.U.I.I.				685	656	685
Liquor Laws	9	2	9	280	251	249
Disorderly Conduct				1,313	49	830
All Other				1,674	187	1,249
Curfew				95	83	95
Runaway Juveniles				316	122	260
1991 TOTAL	9	2	9	5,097	1,688	3,964
1990 TOTAL	4	1	4	6,091	1,898	4,100
GRAND TOTAL	9	2	9	10,570	2,685	6,327
* Index Total	0	0	0	2,944	611	1,161
Traffic Crime				387	245	387
Fish & Game Laws				166	149	166
Marine Violations				7	7	7

Population	KLAMATH COUNTY SHERIFF			OSP-KLAMATH			KLAMATH FALLS POLICE DEPT		
	41,010						17,990		
1991	OFFENSES	ARRESTS	CLEARED	OFFENSES	ARRESTS	CLEARED	OFFENSES	ARRESTS	CLEARED
<b>CRIME AGAINST PERSON</b>									
Willful Murder*	1	2	1				1		1
Neg. Homicide	1	1	1						
Forcible Rape*	5	2	2	14	1	5	4	1	
Other Sex Crime	39	3	3	68	12	45	23	2	5
Kidnapping	2	2	2	2	1	1	1		
Extortion				1					
Robbery*	14	9	7	5	5	4	17	7	5
Purse-Snatch*							6		
Aggravated Assault*	38	19	15	25	15	22	24	8	9
Simple Assault	350	182	156	58	46	47	224	107	119
1991 TOTAL	450	220	187	173	80	124	300	125	139
1990 TOTAL	375	221	163	200	111	157	597	346	433
<b>CRIME AGAINST PROPERTY</b>									
Burglary*	364	44	36	51	26	19	252	22	17
Larceny*	722	112	83	205	59	67	664	213	171
Motor Vehicle Theft*	60	16	10	23	12	13	40	5	5
Arson*	3			11	4	2	3		
Forgery/Counterfeit	23	1	1	9	4	3	22	3	5
Fraud	72	4	4	7	3	3	120	1	3
Embezzlement							4	2	2
Stolen Property	6	7	3	3	2	1	1	2	1
Vandalism	271	23	18	47	8	11	377	21	72
1991 TOTAL	1,521	207	155	356	118	119	1,483	269	276
1990 TOTAL	1,162	130	98	373	149	140	2,000	459	501
<b>BEHAVIORAL CRIME</b>									
Weapon Laws	13	6	5	23	20	23	11	8	9
Prostitution									
Drug Laws	33	35	20	40	40	38	17	8	11
Gambling									
Crimes Against Family	21	3	2	6	1	6	9	1	3
D.U.I.I.	109	106	109	371	356	371	65	64	65
Liquor Laws	50	66	38	68	58	68	67	94	64
Disorderly Conduct	174	76	55	17	5	5	93	50	46
All Other	262	97	78	44	32	41	88	61	59
Curfew	9	6	9	32	32	32	10	10	10
Runaway Juveniles	116	6	5	22	7	20	31	5	10
1991 TOTAL	787	401	321	623	551	604	391	301	277
1990 TOTAL	569	293	234	833	752	809	863	616	691
<b>GRAND TOTAL</b>	<b>2,758</b>	<b>828</b>	<b>663</b>	<b>1,152</b>	<b>749</b>	<b>847</b>	<b>2,174</b>	<b>695</b>	<b>692</b>
<b>* Index Total</b>	<b>1,207</b>	<b>204</b>	<b>154</b>	<b>334</b>	<b>122</b>	<b>132</b>	<b>1,011</b>	<b>256</b>	<b>208</b>
Traffic Crime	65	41	65	228	173	228	45	37	45
Fish & Game Laws	1	1	1	159	156	159			
Marine Violations				1	1	1			

Population 1991	MERRILL POLICE DEPT 830			O.L.C.C.			KLAMATH COUNTY TOTALS 59,000		
	OFFENSES	ARRESTS	CLEARED	OFFENSES	ARRESTS	CLEARED	OFFENSES	ARRESTS	CLEARED
CRIME AGAINST PERSON	No criminal activity reported in 1991								
Willful Murder*							2	2	2
Neg. Homicide							1	1	1
Forcible Rape*							23	4	7
Other Sex Crime							130	17	53
Kidnapping							5	3	3
Extortion							1	0	0
Robbery*							36	21	16
Purse-Snatch*							6	0	0
Aggravated Assault*							87	42	46
Simple Assault							632	335	322
1991 TOTAL	0	0	0	0	0	0	923	425	450
1990 TOTAL	8	8	7	0	0	0	1,180	686	760
CRIME AGAINST PROPERTY									
Burglary*							667	92	72
Larceny*							1,591	384	321
Motor Vehicle Theft*							123	33	28
Arson*							17	4	2
Forgery/Counterfeit							54	8	9
Fraud							199	8	10
Embezzlement							4	2	2
Stolen Property							10	11	5
Vandalism							695	52	101
1991 TOTAL	0	0	0	0	0	0	3,360	594	550
1990 TOTAL	37	7	22	0	0	0	3,572	745	761
BEHAVIORAL CRIME									
Weapon Laws							47	34	37
Prostitution							0	0	0
Drug Laws							90	83	69
Gambling							0	0	0
Crimes Against Family							36	5	11
D.U.I.							545	526	545
Liquor Laws				21	10	21	206	228	191
Disorderly Conduct							284	131	106
All Other							394	190	178
Curfew							51	48	51
Runaway Juveniles							169	18	35
1991 TOTAL	0	0	0	21	10	21	1,822	1,263	1,223
1990 TOTAL	37	7	37	25	17	24	2,327	1,685	1,795
GRAND TOTAL	0	0	0	21	10	21	6,105	2,282	2,223
* Index Total	0	0	0	0	0	0	2,552	582	494
Traffic Crime									
Fish & Game Laws									
Marine Violations									
							338	251	338
							160	157	160
							1	1	1





Population 1991	O.L.C.C.			LAKE COUNTY TOTALS 7,200		
	OFFENSES	ARRESTS	CLEARED	OFFENSES	ARRESTS	CLEARED
<b>CRIME AGAINST PERSON</b>						
Willful Murder*				0	0	0
Neg. Homicide				0	0	0
Forcible Rape*				0	0	0
Other Sex Crime				6	2	3
Kidnapping				0	0	0
Extortion				0	0	0
Robbery*				0	0	0
Purse-Snatch*				2	0	2
Aggravated Assault*				2	2	2
Simple Assault				39	31	29
1991 TOTAL	0	0	0	49	35	36
1990 TOTAL	0	0	0	67	54	50
<b>CRIME AGAINST PROPERTY</b>						
Burglary*				29	2	4
Larceny*				96	37	36
Motor Vehicle Theft*				6	2	3
Arson*				3	0	0
Forgery/Counterfeit				2	2	1
Fraud				0	0	0
Embezzlement				0	0	0
Stolen Property				1	3	1
Vandalism				57	14	11
1991 TOTAL	0	0	0	194	60	56
1990 TOTAL	0	0	0	185	59	56
<b>BEHAVIORAL CRIME</b>						
Weapon Laws				9	12	9
Prostitution				0	0	0
Drug Laws				15	15	13
Gambling				0	0	0
Crimes Against Family				1	1	1
D.U.I.I.				66	66	66
Liquor Laws	5	4	5	46	65	46
Disorderly Conduct				12	16	11
All Other				26	29	23
Curfew				9	8	9
Runaway Juveniles				2	1	2
1991 TOTAL	5	4	5	186	213	180
1990 TOTAL	3	19	3	255	290	241
<b>GRAND TOTAL</b>	<b>5</b>	<b>4</b>	<b>5</b>	<b>429</b>	<b>308</b>	<b>272</b>
* Index Total	0	0	0	138	43	47
Traffic Crime				39	26	39
Fish & Game Laws				96	88	96
Marine Violations				0	0	0

Population	LANE COUNTY SHERIFF 103,060			OSP-LANE			COBURG POLICE DEPT 745			COTTAGE GROVE POLICE DEPT 7,475			
	1991	OFFENSES	ARRESTS	CLEARED	OFFENSES	ARRESTS	CLEARED	OFFENSES	ARRESTS	CLEARED	OFFENSES	ARRESTS	CLEARED
<b>CRIME AGAINST PERSON</b>													
Willful Murder*		3	5	3	1	3	1						
Neg. Homicide													
Forcible Rape*		21	9	6	10	1	2				1		
Other Sex Crime		86	11	12	68	18	49	1			19		
Kidnapping		9		2	5	1	1						
Extortion													
Robbery*		15	6	2	5	2	3				5	4	4
Purse-Snatch*		1											
Aggravated Assault*		68	31	31	56	37	49				26	15	11
Simple Assault		292	148	150	165	149	147			4	96	35	49
1991 TOTAL		495	210	206	310	211	252	1	4	0	147	54	64
1990 TOTAL		395	125	160	497	299	368	14	10	1	201	74	90
<b>CRIME AGAINST PROPERTY</b>													
Burglary*		461	40	43	125	36	36	6		1	95	8	10
Larceny*		901	86	77	177	39	42	7	1	3	330	91	96
Motor Vehicle Theft*		118	41	29	65	27	29	1	1		37	28	5
Arson*		3	1		32	30	25				3	1	1
Forgery/Counterfeit		18	8	6	38	10	34	2			7		1
Fraud		33	6	5	22	4	6	2	1		132	38	61
Embezzlement		1									1		
Stolen Property		1	3	1	12	6	11					1	
Vandalism		407	40	49	65	33	38	4		1	164	30	28
1991 TOTAL		1,943	225	210	536	185	221	22	3	5	769	197	202
1990 TOTAL		1,767	172	152	709	231	275	22	4	4	772	172	174
<b>BEHAVIORAL CRIME</b>													
Weapon Laws		26	17	20	54	40	54	1			6	3	6
Prostitution													
Drug Laws		101	58	53	268	226	249		2		43	51	35
Gambling													
Crimes Against Family		14	2	1	19	1	15	1			3		1
D.U.I.I.		368	337	368	1,129	1,078	1,129	4	4	4	55	47	55
Liquor Laws		55	66	44	169	181	167	1	3		77	79	74
Disorderly Conduct		18	6	11	38	28	34	1	2		67	34	31
All Other		535	84	153	378	72	310	3	2	1	145	93	103
Curfew		10	9	10	50	45	50				22	9	22
Runaway Juveniles		129	9	93	31	7	29	1	1		31	23	25
1991 TOTAL		1,256	588	753	2,136	1,678	2,037	12	14	5	449	339	352
1990 TOTAL		1,108	530	668	2,440	1,949	2,334	18	8	3	430	335	353
<b>GRAND TOTAL</b>		<b>3,694</b>	<b>1,023</b>	<b>1,169</b>	<b>2,982</b>	<b>2,074</b>	<b>2,510</b>	<b>35</b>	<b>21</b>	<b>10</b>	<b>1,365</b>	<b>590</b>	<b>618</b>
<b>* Index Total</b>		<b>1,591</b>	<b>219</b>	<b>191</b>	<b>471</b>	<b>175</b>	<b>187</b>	<b>14</b>	<b>2</b>	<b>4</b>	<b>497</b>	<b>147</b>	<b>127</b>
Traffic Crime		630	480	630	406	291	406	9	7	9	45	31	45
Fish & Game Laws					856	792	856						
Marine Violations					45	42	45						





Population 1991	VENETA POLICE-DEPT 2,535			O.L.C.C.			LANE COUNTY TOTALS 290,900		
	OFFENSES	ARRESTS	CLEARED	OFFENSES	ARRESTS	CLEARED	OFFENSES	ARRESTS	CLEARED
<b>CRIME AGAINST PERSON</b>									
Willful Murder*							4	10	4
Neg. Homicide							1	2	2
Forcible Rape*	1						140	39	55
Other Sex Crime	12	1	2				621	172	254
Kidnapping	2						49	3	19
Extortion							3	0	0
Robbery*	2		1				270	145	111
Purse-Snatch*							7	0	1
Aggravated Assault*	13	5	7				456	240	273
Simple Assault	67	40	43				2,331	1,407	1,558
1991 TOTAL	97	46	53	0	0	0	3,882	2,018	2,277
1990 TOTAL	127	54	64	0	0	0	4,072	1,949	2,333
<b>CRIME AGAINST PROPERTY</b>									
Burglary*	127	14	11				3,326	636	556
Larceny*	147	19	23				11,131	2,699	2,499
Motor Vehicle Theft*	20	9	4				901	298	253
Arson*	4						183	66	57
Forgery/Counterfeit	4						1,106	202	340
Fraud	5	2	1				1,389	197	369
Embezzlement							2	0	0
Stolen Property	1						75	56	54
Vandalism	55	6	7				3,485	490	548
1991 TOTAL	363	50	46	0	0	0	21,598	4,644	4,676
1990 TOTAL	404	72	75	0	0	0	20,196	4,153	4,368
<b>BEHAVIORAL CRIME</b>									
Weapon Laws	6	3	3				242	180	204
Prostitution							108	111	98
Drug Laws	13	6	8				1,189	1,221	1,019
Gambling							2	1	1
Crimes Against Family	1		1				110	26	52
D.U.I.	75	68	75				2,781	2,618	2,781
Liquor Laws	25	25	21	44	1	44	1,886	2,370	1,845
Disorderly Conduct	5	3	5				1,073	665	693
All Other	108	28	40				4,576	2,898	2,698
Curfew	5		5				471	324	471
Runaway Juveniles	28	2	17				835	210	639
1991 TOTAL	266	135	175	44	1	44	13,273	10,624	10,501
1990 TOTAL	248	111	138	21	9	21	12,319	9,959	9,662
<b>GRAND TOTAL</b>	<b>726</b>	<b>231</b>	<b>274</b>	<b>44</b>	<b>1</b>	<b>44</b>	<b>38,753</b>	<b>17,286</b>	<b>17,454</b>
* Index Total	314	47	46	0	0	0	16,418	4,133	3,809
Traffic Crime	85	63	85				2,444	1,792	2,444
Fish & Game Laws							856	792	856
Marine Violations							45	42	45

Population 1991	LINCOLN COUNTY SHERIFF 19,905			OSP-LINCOLN			LINCOLN CITY POLICE DEPT 6,025			NEWPORT POLICE DEPT 8,540		
	OFFENSES	ARREST	CLEARE	OFFENSES	ARREST	CLEARE	OFFENSES	ARREST	CLEARE	OFFENSES	ARREST	CLEARE
CRIME AGAINST PERSO												
Willful Murder*												
Neg. Homicide												
Forcible Rape*	6	2	3	1		1	3	3		7		2
Other Sex Crime	39	7	14	6		4	14		4	34	12	20
Kidnapping				2	2	2				6	1	2
Extortion												
Robbery*	1						9	6	6	6	4	4
Purse-Snatch*	1		1							1		
Aggravated Assault*	11	6	6	21	10	13	14	2	7	44	23	38
Simple Assault	105	77	69	18	17	16	74	72	55	156	77	127
1991 TOTAL	163	92	93	48	29	36	114	83	72	254	117	193
1990 TOTAL	183	108	121	41	29	35	153	127	112	252	123	204
CRIME AGAINST PROPE												
Burglary*	172	34	29	18	7	5	111	21	20	132	39	37
Larceny*	321	41	53	51	3	12	463	89	164	528	165	195
Motor Vehicle Theft*	27	9	15	7	4	2	25	12	11	31	9	11
Arson*	6	4	2	8	6	6	6		1	3	1	1
Forgery/Counterfeit	9	2		11	2	4	9	1		74	7	24
Fraud	13	2	2	2	1	1	55	9	32	110	17	92
Embezzlement										4	1	4
Stolen Property				1	1	1	2	5	1	12	9	10
Vandalism	187	32	48	10	2	2	316	30	121	211	45	67
1991 TOTAL	735	124	149	108	26	33	987	167	350	1,105	293	441
1990 TOTAL	679	101	147	127	22	20	816	140	366	1,187	300	365
BEHAVIORAL CRIME												
Weapon Laws	7	6	3	15	9	12	85	8	55	23	12	21
Prostitution												
Drug Laws	12	11	9	17	20	15	19	13	14	112	40	70
Gambling				1								
Crimes Against Family	10						21		12	7	2	6
D.U.I.I.	112	106	112	138	138	138	69	58	69	302	292	302
Liquor Laws	24	60	25	29	28	29	42	68	37	47	58	47
Disorderly Conduct	123	15	34	6	2	4	146	1	76	100	54	70
All Other	180	88	72	24	16	17	79	54	46	218	162	211
Curfew	1	1	1	1	1	1				19	15	19
Runaway Juveniles	71	16	53	2			45	10	26	99	62	96
1991 TOTAL	540	303	309	233	214	216	506	212	335	927	697	842
1990 TOTAL	822	366	457	218	208	207	607	199	390	708	560	666
GRAND TOTAL	1,438	519	551	389	269	285	1,607	462	757	2,286	1,107	1,476
* Index Total	545	96	109	106	30	39	631	133	209	752	241	288
Traffic Crime	73	47	73	72	57	72	100	76	100	97	71	97
Fish & Game Laws	20	20	20	493	481	493						
Marine Violations	182	177	182	13	13	13						

Population 1991	TOLEDO POLICE DEPT 3,220			WALDPOR POLICE DEPT 1,610			O.L.C.C.			LINCOLN COUNTY TOTALS 39,300		
	OFFENSES	ARREST	CLEARE	OFFENSES	ARREST	CLEARE	OFFENSES	ARREST	CLEARE	OFFENSES	ARREST	CLEARE
CRIME AGAINST PERSO												
Willful Murder*										0	0	0
Neg. Homicide										0	0	0
Forcible Rape*	3	1	1	1						21	2	7
Other Sex Crime	11	2	6	1						105	21	48
Kidnapping										8	3	4
Extortion										0	0	0
Robbery*				2	3	2				18	13	12
Purse-Snatch*	1									3	0	1
Aggravated Assault*	3	2	3	4	4	4				97	47	71
Simple Assault	39	33	36	33	27	27				425	303	330
1991 TOTAL	57	38	46	41	34	33	0	0	0	677	393	473
1990 TOTAL	53	46	44	40	24	33	0	0	0	722	457	549
CRIME AGAINST PROPE												
Burglary*	40	15	8	25	4	4				498	120	103
Larceny*	107	43	49	80	46	46				1,550	387	519
Motor Vehicle Theft*	8	8	5	1		1				99	42	45
Arson*	4									27	11	10
Forgery/Counterfeit	24		6							127	12	34
Fraud	23	5	11	32	1	3				235	35	141
Embezzlement										4	1	4
Stolen Property		1								15	16	12
Vandalism	90	16	30	37	10	10				851	135	278
1991 TOTAL	296	88	109	175	61	64	0	0	0	3,406	759	1,146
1990 TOTAL	264	97	135	172	31	60	0	0	0	3,245	691	1,093
BEHAVIORAL CRIME												
Weapon Laws				5	2	5				135	37	96
Prostitution										0	0	0
Drug Laws	4	3	3	9	11	8				173	98	119
Gambling										1	0	0
Crimes Against Family	1	1	1		1					39	4	19
D.U.I.I.	58	58	58	30	28	30				709	680	709
Liquor Laws	9	15	9	14	24	13	24	25	24	189	278	184
Disorderly Conduct	22	17	18	16	4	9				413	93	211
All Other	53	40	45	23	15	17				583	375	408
Curfew	5	5	5							26	22	26
Runaway Juveniles	15	12	13	8	7	7				240	107	195
1991 TOTAL	173	151	152	105	92	89	24	25	24	2,508	1,694	1,967
1990 TOTAL	192	155	164	74	45	63	4	1	4	2,625	1,534	1,951
GRAND TOTAL	526	277	307	321	187	186	24	25	24	6,591	2,846	3,586
* Index Total	166	69	66	113	57	57	0	0	0	2,313	626	768
Traffic Crime	94	78	94	12	6	12				448	335	448
Fish & Game Laws				1	1	1				514	502	514
Marine Violations										195	190	195



Population 1991	LINN COUNTY SHERIFF 41,375			OSP-LINN			ALBANY POLICE DEPT 33,775			LEBANON POLICE DEPT 11,075		
	OFFENSES	ARREST	CLEARE	OFFENSES	ARREST	CLEARE	OFFENSES	ARREST	CLEARE	OFFENSES	ARREST	CLEARE
<b>CRIME AGAINST PERSONS</b>												
Willful Murder*			1		1							
Neg. Homicide												
Forcible Rape*	16	3	3	3	1	1	7	4	8	5	5	3
Other Sex Crime	98	28	39	68	14	41	81	21	46	31	15	14
Kidnapping	7	7	8	1			10	3	5	7		5
Extortion	1								1			
Robbery*	31	5	2	1			9	11	13	9	8	7
Purse-Snatch*	1						2			1		
Aggravated Assault*	92	81	69	10	9	8	55	33	45	39	9	30
Simple Assault	270	195	208	19	17	17	538	224	420	175	178	135
<b>1991 TOTAL</b>	<b>516</b>	<b>319</b>	<b>330</b>	<b>102</b>	<b>42</b>	<b>67</b>	<b>703</b>	<b>296</b>	<b>538</b>	<b>267</b>	<b>215</b>	<b>194</b>
<b>1990 TOTAL</b>	<b>391</b>	<b>230</b>	<b>295</b>	<b>92</b>	<b>47</b>	<b>70</b>	<b>1,136</b>	<b>354</b>	<b>853</b>	<b>271</b>	<b>208</b>	<b>188</b>
<b>CRIME AGAINST PROPERTY</b>												
Burglary*	456	76	55	7	1	2	433	86	74	105	32	35
Larceny*	612	81	99	22	7	5	2,004	419	578	563	189	191
Motor Vehicle Theft*	68	19	20	9		1	143	17	38	28	28	15
Arson*	9	2		5	5	3	18	6	5	8	5	2
Forgery/Counterfeit	37	6	10	6	5	6	69	24	24	11	7	7
Fraud	76	2	14	2		2	74	11	28	36	7	25
Embezzlement	6	1	3				1		1			
Stolen Property	1	1	1	2	2	2	4	2		4	9	3
Vandalism	442	57	60	16	17	16	890	63	209	396	47	50
<b>1991 TOTAL</b>	<b>1,707</b>	<b>245</b>	<b>262</b>	<b>69</b>	<b>37</b>	<b>37</b>	<b>3,636</b>	<b>628</b>	<b>957</b>	<b>1,151</b>	<b>324</b>	<b>328</b>
<b>1990 TOTAL</b>	<b>1,721</b>	<b>216</b>	<b>375</b>	<b>77</b>	<b>31</b>	<b>33</b>	<b>3,956</b>	<b>684</b>	<b>1,071</b>	<b>1,257</b>	<b>226</b>	<b>272</b>
<b>BEHAVIORAL CRIME</b>												
Weapon Laws	19	8	15	10	10	10	85	39	60	25	18	22
Prostitution								1				
Drug Laws	162	36	126	68	49	57	91	64	54	90	85	76
Gambling												
Crimes Against Family	10	4	5	2			56	8	37	25	3	8
D.U.I.I.	174	167	174	234	224	234	405	339	405	156	143	156
Liquor Laws	89	145	86	17	16	17	188	262	179	118	128	85
Disorderly Conduct	226	72	105	10	6	8	1,731	93	1,546	278	13	50
All Other	356	161	263	18	17	17	2,103	339	1,609	373	41	80
Curfew	16	12	16				225	149	225	62	44	62
Runaway Juveniles	172	99	124	2	2		291	242	237	64	29	58
<b>1991 TOTAL</b>	<b>1,224</b>	<b>704</b>	<b>914</b>	<b>361</b>	<b>324</b>	<b>343</b>	<b>5,175</b>	<b>1,536</b>	<b>4,352</b>	<b>1,191</b>	<b>504</b>	<b>597</b>
<b>1990 TOTAL</b>	<b>1,985</b>	<b>704</b>	<b>1,584</b>	<b>539</b>	<b>486</b>	<b>530</b>	<b>4,741</b>	<b>1,188</b>	<b>4,150</b>	<b>1,144</b>	<b>461</b>	<b>543</b>
<b>GRAND TOTAL</b>	<b>3,447</b>	<b>1,268</b>	<b>1,506</b>	<b>532</b>	<b>403</b>	<b>447</b>	<b>9,514</b>	<b>2,460</b>	<b>5,847</b>	<b>2,609</b>	<b>1,043</b>	<b>1,119</b>
<b>* Index Total</b>	<b>1,285</b>	<b>267</b>	<b>248</b>	<b>57</b>	<b>24</b>	<b>20</b>	<b>2,671</b>	<b>576</b>	<b>761</b>	<b>758</b>	<b>276</b>	<b>283</b>
Traffic Crime	118	64	118	147	100	147	253	111	253	154	82	154
Fish & Game Laws	11	1	11	200	191	200						
Marine Violations				25	25	25						

Population 1991	SWEET HOME POLICE DEPT 6,975			O.L.C.C.			LINN COUNTY TOTALS 93,200		
	OFFENSES	ARREST	CLEARE	OFFENSES	ARREST	CLEARE	OFFENSES	ARREST	CLEARE
CRIME AGAINST PERSONS									
Willful Murder*							0	1	0
Neg. Homicide							1	0	1
Forcible Rape*	6	5	4				37	18	19
Other Sex Crime	39	10	11				317	88	151
Kidnapping	3	3	2				28	13	20
Extortion							1	0	1
Robbery*	8	4	4				58	28	26
Purse-Snatch*							4	0	0
Aggravated Assault*	73	49	50				269	181	202
Simple Assault	141	128	111				1,143	742	891
1991 TOTAL	270	199	182	0	0	0	1,858	1,071	1,311
1990 TOTAL	205	113	133	0	0	0	2,095	952	1,539
CRIME AGAINST PROPERTY									
Burglary*	126	20	16				1,127	215	182
Larceny*	320	94	84				3,521	790	957
Motor Vehicle Theft*	17	14	10				265	78	84
Arson*							40	18	10
Forgery/Counterfeit	22	1	4				145	43	51
Fraud	86	5	5				274	25	74
Embezzlement	1						8	1	4
Stolen Property							11	14	6
Vandalism	178	30	49				1,922	214	384
1991 TOTAL	750	164	168	0	0	0	7,313	1,398	1,752
1990 TOTAL	562	108	131	0	0	0	7,573	1,265	1,882
BEHAVIORAL CRIME									
Weapon Laws	9	3	7				148	78	114
Prostitution							0	1	0
Drug Laws	137	40	134				548	274	447
Gambling							0	0	0
Crimes Against Family	8	1	4				101	16	54
D.U.I.	134	119	134				1,103	992	1,103
Liquor Laws	111	117	105	5		5	528	668	477
Disorderly Conduct	104	33	60				2,349	217	1,769
All Other	285	85	197				3,135	643	2,166
Curfew	41	28	41				344	233	344
Runaway Juveniles	59	39	54				588	411	473
1991 TOTAL	888	465	736	5	0	5	8,844	3,533	6,947
1990 TOTAL	785	467	663	6	5	6	9,200	3,311	7,476
GRAND TOTAL	1,908	828	1,086	5	0	5	18,015	6,002	10,010
* Index Total	550	186	168	0	0	0	5,321	1,329	1,480
Traffic Crime	97	56	97				769	413	769
Fish & Game Laws	4	2	4				215	194	215
Marine Violations							25	25	25

Population	MALHEUR COUNTY SHERIFF 12,705			OSP-MALHEUR			NYSSA POLICE DEPT 2,630			ONTARIO POLICE DEPT 9,470		
	OFFENSES	ARRESTS	CLEARED	OFFENSES	ARRESTS	CLEARED	OFFENSES	ARRESTS	CLEARED	OFFENSES	ARRESTS	CLEARED
1991												
<b>CRIME AGAINST PERSON</b>												
Willful Murder*	1											
Neg. Homicide												
Forcible Rape*							1		1			
Other Sex Crime	28			2	1	1	1	2	1	116	19	19
Kidnapping	2	1	1	1						1		1
Extortion												
Robbery*								2		7		
Purse-Snatch*									1			
Aggravated Assault*	6	4	4	12	3	11	6	1		28	13	15
Simple Assault	41	12	10	28	17	23	3	4	2	219	111	104
1991 TOTAL	78	17	15	43	21	35	13	9	5	371	143	139
1990 TOTAL	60	15	16	41	24	31	17	45	13	364	170	164
<b>CRIME AGAINST PROPERTY</b>												
Burglary*	59	7	2	17	6	8	22	4	5	146	36	19
Larceny*	81	3	3	12	3	4	12	4	3	703	282	245
Motor Vehicle Theft*	5	1		9	9	4	1	2		44	22	12
Arson*										2	2	1
Forgery/Counterfeit	1			4		3				36	8	7
Fraud	8	1	2	4			2		2	53	6	10
Embezzlement												
Stolen Property				2	1	1						
Vandalism	37	2	2	6		5	9	4	1	296	39	29
1991 TOTAL	191	14	9	54	19	25	46	14	11	1,280	395	323
1990 TOTAL	225	22	17	44	16	9	32	36	28	1,078	269	235
<b>BEHAVIORAL CRIME</b>												
Weapon Laws				11	9	10				6	8	6
Prostitution												
Drug Laws	4	6	3	26	32	26	2	2		12	28	9
Gambling												
Crimes Against Family	3			1			1	2		18	1	2
D.U.I.I.	20	20	20	132	130	132	15	15	15	178	161	178
Liquor Laws	14	39	14	63	61	63	5	11	2	34	211	33
Disorderly Conduct	52	7	9					2		207	77	55
All Other	75	23	26	12	6	8	4	7	1	158	125	84
Curfew				6	6	6	3	1	3	58	36	58
Runaway Juveniles	15	8	7	2	1	1	4	9	2	46	38	44
1991 TOTAL	183	103	79	253	245	246	34	49	23	717	685	469
1990 TOTAL	197	112	104	272	268	264	93	142	92	839	878	616
<b>GRAND TOTAL</b>	<b>452</b>	<b>134</b>	<b>103</b>	<b>350</b>	<b>285</b>	<b>306</b>	<b>93</b>	<b>72</b>	<b>39</b>	<b>2,368</b>	<b>1,223</b>	<b>931</b>
* Index Total	152	15	9	50	21	27	44	13	10	930	355	292
Traffic Crime	29	25	29	47	39	47	6	4	6	99	78	99
Fish & Game Laws				164	160	164						
Marine Violations				4	4	4						

Population 1991	VALE POLICE DEPT 1,495			O.L.C.C.			MALHEUR COUNTY TOTALS 26,300		
	OFFENSES	ARRESTS	CLEARED	OFFENSES	ARRESTS	CLEARED	OFFENSES	ARRESTS	CLEARED
<b>CRIME AGAINST PERSON</b>									
Willful Murder*							1	0	0
Neg. Homicide							0	0	0
Forcible Rape*							1	0	1
Other Sex Crime	4						151	22	21
Kidnapping							4	1	2
Extortion							0	0	0
Robbery*							7	2	0
Purse-Snatch*	1		1				3	0	2
Aggravated Assault*		1					52	22	30
Simple Assault	16	4					307	148	139
1991 TOTAL	21	5	1	0	0	0	526	195	195
1990 TOTAL	14	11	0	0	0	0	496	265	224
<b>CRIME AGAINST PROPERTY</b>									
Burglary*	6	2					250	55	34
Larceny*	42	1	5				850	293	260
Motor Vehicle Theft*	2						61	34	16
Arson*							2	2	1
Forgery/Counterfeit	6						47	8	10
Fraud	56						123	7	14
Embezzlement							0	0	0
Stolen Property							2	1	1
Vandalism	10	1					358	46	37
1991 TOTAL	122	4	5	0	0	0	1,693	446	373
1990 TOTAL	54	23	8	0	0	0	1,433	366	297
<b>BEHAVIORAL CRIME</b>									
Weapon Laws		2					17	19	16
Prostitution							0	0	0
Drug Laws	1	2					45	70	38
Gambling							0	0	0
Crimes Against Family	9						32	3	2
D.U.I.I.	18	18	18				363	344	363
Liquor Laws	4	5		10		10	130	327	122
Disorderly Conduct	1	2					260	88	64
All Other	36	4					285	165	119
Curfew							67	43	67
Runaway Juveniles	1	1					68	57	54
1991 TOTAL	70	34	18	10	0	10	1,267	1,116	845
1990 TOTAL	93	86	36	10	1	10	1,504	1,487	1,122
<b>GRAND TOTAL</b>	<b>213</b>	<b>43</b>	<b>24</b>	<b>10</b>	<b>0</b>	<b>10</b>	<b>3,486</b>	<b>1,757</b>	<b>1,413</b>
* Index Total	51	4	6	0	0	0	1,227	408	344
Traffic Crime	9	9	9				190	155	190
Fish & Game Laws							164	160	164
Marine Violations							4	4	4

	MARION COUNTY SHERIFF			OSP-MARION			AUMSVILLE POLICE DEPT.			AURORA POLICE DEPT.			
	Population	OFFENSES	ARRESTS	CLEARED	OFFENSES	ARRESTS	CLEARED	OFFENSES	ARRESTS	CLEARED	OFFENSES	ARRESTS	CLEARED
1991	80,420												
<b>CRIME AGAINST PERSON</b>													
Willful Murder*	5	2	2	2	2								
Neg. Homicide													
Forcible Rape*	32	9	4	15	2	14							
Other Sex Crime	171	13	23	71	11	36		3			1		
Kidnapping	11		5	3	1	1							
Extortion				2		1							
Robbery*	63	23	19	1									
Purse-Snatch*	25		1										
Aggravated Assault*	302	20	161	56	25	40							
Simple Assault	323	389	164	55	29	45		1	10				
1991 TOTAL	932	456	379	205	70	137		1	13	0	1	0	0
1990 TOTAL	809	448	355	258	91	132		8	11	0	6	5	5
<b>CRIME AGAINST PROPERTY</b>													
Burglary*	793	69	54	36	6	8		5			5		
Larceny*	1,855	352	324	130	18	28		15	7		12	3	1
Motor Vehicle Theft*	229	39	23	26	7	4		1	1		2		
Arson*	18	2	2	36	20	25							
Forgery/Counterfeit	98	4	5	26	1	3							
Fraud	85	3	8	4	2	2		7			5		
Embezzlement													
Stolen Property	5	10	2	3	2	2							
Vandalism	1,169	60	64	55	16	28		79			13	6	1
1991 TOTAL	4,252	539	482	316	72	100		107	8	0	37	9	2
1990 TOTAL	3,919	511	460	347	85	89		178	4	0	27	2	0
<b>BEHAVIORAL CRIME</b>													
Weapon Laws	32	24	25	26	17	26			1				
Prostitution													
Drug Laws	96	53	39	152	140	140			7				
Gambling													
Crimes Against Family	25	3	4	3							1		
D.U.I.	578	469	578	681	665	681		42	40	42	5	5	5
Liquor Laws	186	207	115	42	43	42			10		1	1	1
Disorderly Conduct	808	9	27	10	6	8			2				
All Other	686	77	92	131	36	91		79	29		78		1
Curfew	36	21	36					5	5	5	6		6
Runaway Juveniles	379	57	69	16	9	13		2	8				
1991 TOTAL	2,826	920	985	1,061	916	1,001		128	102	47	91	6	13
1990 TOTAL	2,660	956	1,070	1,565	1,369	1,505		178	80	34	46	15	17
<b>GRAND TOTAL</b>	<b>8,010</b>	<b>1,915</b>	<b>1,846</b>	<b>1,582</b>	<b>1,058</b>	<b>1,238</b>		<b>236</b>	<b>123</b>	<b>47</b>	<b>129</b>	<b>15</b>	<b>15</b>
* Index Total	3,304	514	588	266	60	94		21	8	0	19	3	1
Traffic Crime	337	151	337	287	184	287		9	7	9	12	12	12
Fish & Game Laws	1	1	1	278	259	278							
Marine Violations	8	8	8	11	10	11							









Population 1991	O. L. C. C.			MARION COUNTY TOTALS 235,900			SALEM POLICE DEPT (Total) 110,360		
	OFFENSES	ARRESTS	CLEARED	OFFENSES	ARRESTS	CLEARED	OFFENSES	ARRESTS	CLEARED
CRIME AGAINST PERSON									
Willful Murder*				10	8	7	2	4	4
Neg. Homicide				0	0	0			
Forcible Rape*				154	44	61	90	27	35
Other Sex Crime				717	166	298	369	110	195
Kidnapping				40	1	16	18		6
Extortion				7	1	2	2		
Robbery*				318	132	107	218	84	67
Purse-Snatch*				43	0	1	13		
Aggravated Assault*				522	111	307	74	35	40
Simple Assault				2,570	1,953	1,824	1,709	1,159	1,237
1991 TOTAL	0	0	0	4,381	2,416	2,623	2,495	1,419	1,584
1990 TOTAL	0	0	0	3,872	2,364	2,363	2,125	1,273	1,397
CRIME AGAINST PROPERTY									
Burglary*				3,024	406	493	1,813	251	292
Larceny*				10,457	2,513	2,612	6,673	1,657	1,522
Motor Vehicle Theft*				961	222	226	566	124	124
Arson*				147	48	56	64	22	19
Forgery/Counterfeit				509	77	115	268	58	82
Fraud				524	58	157	252	41	84
Embezzlement				2	0	0			
Stolen Property				65	64	51	49	37	43
Vandalism				4,964	426	940	2,481	241	352
1991 TOTAL	0	0	0	20,653	3,814	4,650	12,166	2,431	2,518
1990 TOTAL	0	0	0	19,048	3,265	3,493	14,382	2,019	2,116
BEHAVIORAL CRIME									
Weapon Laws				250	178	234	162	121	155
Prostitution				42	41	38	34	36	32
Drug Laws				848	601	685	475	377	417
Gambling				1	0	0	1		
Crimes Against Family				140	11	72	60	5	30
D.U.I.I.				2,860	2,431	2,860	889	841	889
Liquor Laws	46	13	46	1,466	810	1,018	939	333	558
Disorderly Conduct				3,342	251	1,159	1,757	157	483
All Other				3,988	890	2,164	1,794	555	984
Curfew				313	201	313	135	94	135
Runaway Juveniles				1,322	453	896	605	257	596
1991 TOTAL	46	13	46	14,572	5,867	9,439	6,851	2,776	4,279
1990 TOTAL	31	6	30	14,417	5,846	9,184	6,306	2,276	3,886
GRAND TOTAL	46	13	46	39,606	12,097	16,712	21,512	6,626	8,381
* Index Total	0	0	0	15,489	3,436	3,814	9,449	2,182	2,084
Traffic Crime				2,094	1,212	1,949	897	573	897
Fish & Game Laws				282	262	282			
Marine Violations				19	18	19			

Population	MORROW COUNTY SHERIFF			OSP-MORROW			BOARDMAN POLICE DEPT			HEPPNER POLICE DEPT		
	4,925						1,465			1,410		
1991	OFFENSES	ARRESTS	CLEARED	OFFENSES	ARRESTS	CLEARED	OFFENSES	ARRESTS	CLEARED	OFFENSES	ARRESTS	CLEARED
<b>CRIME AGAINST PERSON</b>												
Willful Murder*												
Neg. Homicide												
Forcible Rape*	1	1	1							1	1	1
Other Sex Crime	11	3			1			8	1	3	3	2
Kidnapping	1	1	1					1				
Extortion												
Robbery*												
Purse-Snatch*												
Aggravated Assault*	16	15	15					8	5	6		
Simple Assault	47	42	35	2	1	2	35	23	25	17	18	14
1991 TOTAL	76	62	52	2	2	2	52	29	34	21	21	17
1990 TOTAL	49	57	36	7	7	7	39	23	25	12	10	8
<b>CRIME AGAINST PROPERTY</b>												
Burglary*	75	8	6	7			19	1	2	6		
Larceny*	64	12	9	3	1	1	52	18	19	16	10	4
Motor Vehicle Theft*	9	6	4	2	1	1	4		1			
Arson*	2	3	1									
Forgery/Counterfeit	1	1		1	1		4	2	3			
Fraud	14	9	5				42		2	29		
Embezzlement												
Stolen Property				1	1	1	1		1			
Vandalism	65	17	17	4			29	5	6	12	6	3
1991 TOTAL	230	56	42	18	4	3	151	26	34	63	16	7
1990 TOTAL	217	72	44	35	15	16	135	16	23	64	28	13
<b>BEHAVIORAL CRIME</b>												
Weapon Laws	3	2	2	3	2	3	2		1	1		1
Prostitution												
Drug Laws	21	18	11	6	3	6	1	1	1	1	1	
Gambling												
Crimes Against Family	1	1	1				3			2		1
D.U.I.I.	39	32	39	31	30	31	13	13	13	5	5	5
Liquor Laws	4	4	3	17	17	17	2	2	2	10	11	8
Disorderly Conduct	2	1	2				17	4	7			
All Other	52	46	35	8	10	7	33	19	21	31	32	28
Curfew				2	2	2						
Runaway Juveniles												
1991 TOTAL	122	104	93	67	64	66	71	39	45	50	49	43
1990 TOTAL	145	170	123	85	76	80	55	38	41	46	31	26
<b>GRAND TOTAL</b>	<b>428</b>	<b>222</b>	<b>187</b>	<b>87</b>	<b>70</b>	<b>71</b>	<b>274</b>	<b>94</b>	<b>113</b>	<b>134</b>	<b>86</b>	<b>67</b>
<b>* Index Total</b>	<b>167</b>	<b>45</b>	<b>36</b>	<b>12</b>	<b>2</b>	<b>2</b>	<b>83</b>	<b>24</b>	<b>28</b>	<b>23</b>	<b>11</b>	<b>5</b>
Traffic Crime	39	27	39	53	45	53	9	2	9	7	3	7
Fish & Game Laws	3	3	3	209	192	209	1	1	1			
Marine Violations				10	10	10						

Population 1991	O.L.C.C.			MORROW COUNTY TOTALS 7,800		
	OFFENSES	ARRESTS	CLEARED	OFFENSES	ARRESTS	CLEARED
<b>CRIME AGAINST PERSON</b>						
Willful Murder*				0	0	0
Neg. Homicide				0	0	0
Forcible Rape*				2	2	2
Other Sex Crime				22	7	5
Kidnapping				2	1	1
Extortion				0	0	0
Robbery*				0	0	0
Purse-Snatch*				0	0	0
Aggravated Assault*				24	20	21
Simple Assault				101	84	76
1991 TOTAL	0	0	0	151	114	105
1990 TOTAL	0	0	0	107	97	76
<b>CRIME AGAINST PROPERTY</b>						
Burglary*				107	9	8
Larceny*				135	41	33
Motor Vehicle Theft*				15	7	6
Arson*				2	3	1
Forgery/Counterfeit				6	4	3
Fraud				85	9	7
Embezzlement				0	0	0
Stolen Property				2	1	2
Vandalism				110	28	26
1991 TOTAL	0	0	0	462	102	86
1990 TOTAL	0	0	0	451	131	96
<b>BEHAVIORAL CRIME</b>						
Weapon Laws				9	4	7
Prostitution				0	0	0
Drug Laws				29	23	18
Gambling				0	0	0
Crimes Against Family				6	1	2
D.U.I.I.				88	80	88
Liquor Laws				33	34	30
Disorderly Conduct				19	5	9
All Other				124	107	91
Curfew				2	2	2
Runaway Juveniles				0	0	0
1991 TOTAL	0	0	0	310	256	247
1990 TOTAL	1	0	1	332	315	271
<b>GRAND TOTAL</b>	<b>0</b>	<b>0</b>	<b>0</b>	<b>923</b>	<b>472</b>	<b>438</b>
<b>* Index Total</b>	<b>0</b>	<b>0</b>	<b>0</b>	<b>285</b>	<b>82</b>	<b>71</b>
Traffic Crime				108	77	108
Fish & Game Laws				213	196	213
Marine Violations				10	10	10

Population	MULTNOMAH COUNTY SHERIFF			OSP-MULTNOMAH			GRESHAM POLICE DEPT			PORTLAND POLICE DEPT		
	67,515						71,225			453,065		
1991	OFFENSES	ARRESTS	CLEARED	OFFENSES	ARRESTS	CLEARED	OFFENSES	ARRESTS	CLEARED	OFFENSES	ARRESTS	CLEARED
<b>CRIME AGAINST PERSON</b>												
Willful Murder*	2	3	1		1		1		1	53	50	26
Neg. Homicide												
Forcible Rape*	26	3	4	8	5	6	35	16	15	464	130	128
Other Sex Crime	157	24	30	50	4	29	165	36	47	1,323	219	283
Kidnapping	15	2	7	1			13		3	232	9	68
Extortion	2	1					1			20	16	4
Robbery*	55	25	17	1			126	48	32	2,746	591	603
Purse-Snatch*	2						6		1	152		10
Aggravated Assault*	272	126	158	5	2	4	100	27	45	4,881	428	1,782
Simple Assault	545	286	293	13	10	9	668	325	331	5,769	3,976	2,583
1991 TOTAL	1,076	470	510	78	22	48	1,115	452	475	15,640	5,419	5,487
1990 TOTAL	1,040	474	508	50	17	17	931	386	436	15,517	5,225	5,444
<b>CRIME AGAINST PROPERTY</b>												
Burglary*	865	85	78	4	1	1	756	113	76	9,569	697	688
Larceny*	1,593	161	136	90	10	20	2,568	522	422	26,341	5,196	4,336
Motor Vehicle Theft*	409	37	32	8	3		544	79	48	6,593	740	561
Arson*	33	4	9	2	1	2	24	3	3	466	57	56
Forgery/Counterfeit	17	5	9	37	5	2	122	10	8	1,588	301	377
Fraud	59	4	11	66	3	15	155	12	32	2,255	150	398
Embezzlement	4	5	2				31	1	9	149		41
Stolen Property	16	26	13	4	1	2	6	6	2	69	59	61
Vandalism	852	67	104	7	3	5	1,025	122	99	7,832	787	1,006
1991 TOTAL	3,848	394	394	218	27	47	5,231	868	699	54,862	7,987	7,524
1990 TOTAL	3,797	351	319	418	19	194	4,451	741	692	52,625	7,784	7,379
<b>BEHAVIORAL CRIME</b>												
Weapon Laws	49	49	48	19	14	17	57	53	53	893	694	872
Prostitution							2	1	1	1,121	1,187	1,082
Drug Laws	71	94	67	234	91	128	74	61	65	3,968	3,581	3,856
Gambling				1						10	11	10
Crimes Against Family	17	3	5	2		2	44	2	3	176	15	41
D.U.I.	731	707	731	364	346	364	599	572	599	2,741	2,569	2,741
Liquor Laws	46	52	44	43	31	42	72	91	71	2,121	2,248	2,095
Disorderly Conduct	16	3	8	7		3	35	5	17	3,026	422	1,293
All Other	508	130	173	19	4	11	419	185	158	4,187	1,648	1,915
Curfew	83	66	83				184	149	184	792	578	792
Runaway Juveniles	307	55	291	3	1	3	399	153	358	3,032	720	2,600
1991 TOTAL	1,828	1,160	1,450	692	487	570	1,885	1,272	1,509	22,074	13,673	17,297
1990 TOTAL	1,958	1,162	1,412	571	452	540	1,655	1,289	1,370	21,683	13,292	17,014
<b>GRAND TOTAL</b>	<b>6,752</b>	<b>2,024</b>	<b>2,354</b>	<b>988</b>	<b>536</b>	<b>665</b>	<b>8,231</b>	<b>2,592</b>	<b>2,683</b>	<b>92,576</b>	<b>27,079</b>	<b>30,308</b>
<b>* Index Total</b>	<b>3,257</b>	<b>444</b>	<b>435</b>	<b>118</b>	<b>23</b>	<b>33</b>	<b>4,160</b>	<b>808</b>	<b>643</b>	<b>51,265</b>	<b>7,889</b>	<b>8,190</b>
Traffic Crime	674	277	674	322	267	322	341	164	341	4,790	2,529	4,790
Fish & Game Laws	5	5	5	204	186	204						
Marine Violations	431	339	431	6	6	6						

Population	PORTLAND AIRPORT POLICE DEPT			TROUTDALE POLICE DEPT 8,195			O.L.C.C. -			MULTNOMAH COUNTY TOTALS 600,000		
	OFFENSES	ARRESTS	CLEARED	OFFENSES	ARRESTS	CLEARED	OFFENSES	ARRESTS	CLEARED	OFFENSES	ARRESTS	CLEARED
1991												
<b>CRIME AGAINST PERSON</b>												
Willful Murder*										56	54	28
Neg. Homicide										0	0	0
Forcible Rape*				2						535	154	153
Other Sex Crime	3			13	5	9				1,711	288	398
Kidnapping	1									262	11	78
Extortion										23	17	4
Robbery*	4		3	6	2	2				2,938	666	657
Purse-Snatch*	4			6		3				170	0	14
Aggravated Assault*				47	32	44				5,305	615	2,033
Simple Assault	5	1	3	20	10	17				7,020	4,608	3,236
1991 TOTAL	17	1	6	94	49	75	0	0	0	18,020	6,413	6,601
1990 TOTAL	30	5	12	72	26	53	0	0	0	17,640	6,133	6,470
<b>CRIME AGAINST PROPERTY</b>												
Burglary*	4		1	76	15	16				11,274	911	860
Larceny*	182	10	12	220	32	40				30,994	5,931	4,966
Motor Vehicle Theft*	48	9	8	24	5	14				7,626	873	663
Arson*				1						526	65	70
Forgery/Counterfeit	23	1	2	3		2				1,790	322	400
Fraud	15	3	6	5	1	3				2,555	173	465
Embezzlement										184	6	52
Stolen Property										95	92	78
Vandalism	40	1	4	137	39	54				9,893	1,019	1,272
1991 TOTAL	312	24	33	466	92	129	0	0	0	64,937	9,392	8,826
1990 TOTAL	372	41	43	331	44	59	0	0	0	61,994	8,980	8,686
<b>BEHAVIORAL CRIME</b>												
Weapon Laws	24	10	16	8	6	6				1,050	826	1,012
Prostitution										1,123	1,188	1,083
Drug Laws	6	2	5	10	8	8				4,363	3,837	4,129
Gambling										11	11	10
Crimes Against Family										239	20	51
D.U.I.	49	49	49	70	70	70				4,554	4,313	4,554
Liquor Laws				94	131	94	305	95	304	2,681	2,649	2,650
Disorderly Conduct	8		1		1					3,092	431	1,322
All Other	25	10	10	98	94	72				5,256	2,071	2,339
Curfew	1	1	1	27	18	27				1,087	812	1,087
Runaway Juveniles	2			77	37	58				3,827	966	3,310
1991 TOTAL	115	72	82	384	365	335	305	95	304	27,283	17,124	21,547
1990 TOTAL	133	90	104	331	323	261	138	100	135	26,469	16,708	20,836
<b>GRAND TOTAL</b>	<b>444</b>	<b>97</b>	<b>121</b>	<b>944</b>	<b>506</b>	<b>539</b>	<b>305</b>	<b>95</b>	<b>304</b>	<b>110,240</b>	<b>32,929</b>	<b>36,974</b>
<b>* Index Total</b>	<b>242</b>	<b>19</b>	<b>24</b>	<b>382</b>	<b>86</b>	<b>119</b>	<b>0</b>	<b>0</b>	<b>0</b>	<b>59,424</b>	<b>9,269</b>	<b>9,444</b>
Traffic Crime	22	12	22	101	88	101				6,250	3,337	6,250
Fish & Game Laws										209	191	209
Marine Violations										437	345	437



	MONMOUTH POLICE DEPT			SALEM POLICE DEPT (In Polk County)			O.L.C.C.			POLK COUNTY TOTALS					
	Population 1991 6,520	OFFENSES	ARRESTS	CLEARED	13,100	OFFENSES	ARRESTS	CLEARED	OFFENSES	ARRESTS	CLEARED	52,000	OFFENSES	ARRESTS	CLEARED
<b>CRIME AGAINST PERSON</b>															
Willful Murder*													0	0	0
Neg. Homicide													0	0	0
Forcible Rape*	10		5	1	6			2					37	15	12
Other Sex Crime	19		5	7	24		8	14					105	34	54
Kidnapping	1												6	2	3
Extortion	3												3	0	0
Robbery*				2	12		6	4					24	15	13
Purse-snatch													3	0	0
Aggravated Assault*	22			14	4		2	2					77	10	48
Simple Assault	87		49	58	99		63	70					617	454	486
1991 TOTAL	142		59	82	145		79	92	0	0	0		872	530	616
1990 TOTAL	69		37	43	137		62	75	0	0	0		767	465	516
<b>CRIME AGAINST PROPERTY</b>															
Burglary*	50		9	6	135		17	20					445	74	85
Larceny*	195		23	50	392		56	65					1,352	240	358
Motor Vehicle Theft*	12		1	5	27		6	7					107	33	33
Arson*	1			1	4		2	1					13	7	7
Forgery/Counterfeit	8		1		22		4	8					57	9	19
Fraud	19		2	3	13		2	4					86	16	38
Embezzlement													0	0	0
Stolen Property	7			6	2		2	1					14	15	11
Vandalism	126		13	46	203		11	16					962	99	233
1991 TOTAL	418		49	117	798		100	122					3,036	493	784
1990 TOTAL	418		70	69	724		53	81					2,541	426	630
<b>BEHAVIORAL CRIME</b>															
Weapon Laws	4		1	4	2		2	2					35	22	34
Prostitution													1	0	1
Drug Laws	38		13	28	20		16	13					254	111	185
Gambling													0	0	0
Crimes Against Family	5		2	2	6		1	1					38	8	21
D.U.I.I.	84		75	84	38		38	38					496	461	496
Liquor Laws	83		93	79	57		18	33	2		2		330	347	290
Disorderly Conduct	142		1	87	119		5	25					596	47	331
All Other	143		10	90	95		13	51					1,332	129	812
Curfew	5		4	5	4		3	4					65	34	65
Runaway Juveniles	37		5	17	46		5	46					249	76	161
1991 TOTAL	541		204	396	387		101	213	2	0	2		3,396	1,235	2,396
1990 TOTAL	470		215	323	340		118	195	8	1	8		2,931	1,224	2,297
<b>GRAND TOTAL</b>	<b>1,101</b>		<b>312</b>	<b>595</b>	<b>1,330</b>		<b>280</b>	<b>427</b>	<b>2</b>	<b>0</b>	<b>2</b>		<b>7,304</b>	<b>2,258</b>	<b>3,796</b>
<b>* Index Total</b>	<b>290</b>		<b>38</b>	<b>79</b>	<b>580</b>		<b>89</b>	<b>101</b>	<b>0</b>	<b>0</b>	<b>0</b>		<b>2,055</b>	<b>394</b>	<b>556</b>
Traffic Crime	28		11	28	52		37	52					473	318	473
Fish & Game Laws													32	31	32
Marine Violations													2	1	2

1991 Population	SHERMAN COUNTY SHERIFF 1,850			OSP-SHERMAN			O.L.C.C.			SHERMAN COUNTY TOTALS 1,850		
	OFFENSES	ARRESTS	CLEARED	OFFENSES	ARRESTS	CLEARED	OFFENSES	ARRESTS	CLEARED	OFFENSES	ARRESTS	CLEARED
<b>CRIME AGAINST PERSON</b>												
Willful Murder*										0	0	0
Neg. Homicide										0	0	0
Forcible Rape*										0	0	0
Other Sex Crime	1	1	1	1						2	1	1
Kidnapping										0	0	0
Extortion										0	0	0
Robbery*										0	0	0
Purse-Snatch*										0	0	0
Aggravated Assault*										0	0	0
Simple Assault	7	8	7	5	4	5				12	12	12
1991 TOTAL	8	9	8	6	4	5	0	0	0	14	13	13
1990 TOTAL	11	8	7	13	6	6	0	0	0	24	14	13
<b>CRIME AGAINST PROPERTY</b>												
Burglary*	16	5	4	1						17	5	4
Larceny*	6			5	4	3				11	4	3
Motor Vehicle Theft*				1	2	1				1	2	1
Arson*										0	0	0
Forgery/Counterfeit	1		1	1		1				2	0	2
Fraud										0	0	0
Embezzlement										0	0	0
Stolen Property				1	4	1				1	4	1
Vandalism	13	6	9	1	1	1				14	7	10
1991 TOTAL	36	11	14	10	11	7	0	0	0	46	22	21
1990 TOTAL	41	13	13	18	1	4	0	0	0	59	14	17
<b>BEHAVIORAL CRIME</b>												
Weapon Laws	2		1	3	3	3				5	3	4
Prostitution										0	0	0
Drug Laws				10	4	9				10	4	9
Gambling										0	0	0
Crimes Against Family										0	0	0
D.U.I.I.	2	2	2	23	23	23				25	25	25
Liquor Laws				21	20	21				21	20	21
Disorderly Conduct	3	2	3	1	1	1				4	3	4
All Other	8	5	4	5	2	4				13	7	8
Curfew										0	0	0
Runaway Juveniles										0	0	0
1991 TOTAL	15	9	10	63	53	61	0	0	0	78	62	71
1990 TOTAL	16	11	14	45	41	43	0	0	0	61	52	57
<b>GRAND TOTAL</b>	<b>59</b>	<b>29</b>	<b>32</b>	<b>79</b>	<b>68</b>	<b>73</b>	<b>0</b>	<b>0</b>	<b>0</b>	<b>138</b>	<b>97</b>	<b>105</b>
<b>* Index Total</b>	<b>22</b>	<b>5</b>	<b>4</b>	<b>7</b>	<b>6</b>	<b>4</b>	<b>0</b>	<b>0</b>	<b>0</b>	<b>29</b>	<b>11</b>	<b>8</b>
Traffic Crime	2	2	2	9	7	9				11	9	11
Fish & Game Laws				73	71	73				73	71	73
Marine Violations				2	2	2				2	2	2



Population	TILLAMOOK COUNTY SHERIFF			OSP-TILLAMOOK			GARIBALDI POLICE DEPT			NEHALEM BAY POLICE DEPT		
	15,675						905			235		
1991	OFFENSES	ARRESTS	CLEARED	OFFENSES	ARRESTS	CLEARED	OFFENSES	ARRESTS	CLEARED	OFFENSES	ARRESTS	CLEARED
<b>CRIME AGAINST PERSON</b>												
Willful Murder*												
Neg. Homicide												
Forcible Rape*	2	1	1	4	4					1		
Other Sex Crime	12	5	6	20	7	15						
Kidnapping	2		1									
Extortion												
Robbery*	1	1										
Purse-Snatch*												
Aggravated Assault*	22	10	12	4	1	1				1	1	
Simple Assault	53	47	40	18	14	13	4	6	3	2		
1991 TOTAL	92	64	60	46	26	29	4	6	3	4	1	0
1990 TOTAL	78	60	58	51	24	33	13	11	12	No department until 9/1/91		
<b>CRIME AGAINST PROPERTY</b>												
Burglary*	134	17	31	10	1	1	7	6	2	2		1
Larceny*	168	21	25	28	2	6	6		1	2		
Motor Vehicle Theft*	19	12	6	5						2		1
Arson*	1			2	1							
Forgery/Counterfeit	18	2	7	1								
Fraud	22	1	1									
Embezzlement												
Stolen Property	1		1	1	1	1						
Vandalism	88	10	13	6	2	2	8	1	2	3		
1991 TOTAL	451	63	84	53	7	10	21	7	5	9	0	2
1990 TOTAL	404	87	0	93	13	0	23	7	0	0	0	0
<b>BEHAVIORAL CRIME</b>												
Weapon Laws	7	3	7	70	6	69						
Prostitution												
Drug Laws	38	40	35	70	57	64	1	1				
Gambling												
Crimes Against Family	3		1	6		5	1	1	1	1	1	1
D.U.I.	62	57	62	110	107	110	6	6	6			
Liquor Laws	35	50	35	72	76	71	3	3	3			
Disorderly Conduct	28	15	15	3	1	2						
All Other	94	47	43	66	11	35	3	6	3			
Curfew	7	4	7									
Runaway Juveniles	23	6	16	2	2	2						
1991 TOTAL	297	222	221	399	260	358	14	17	13	1	1	1
1990 TOTAL	362	310	269	440	381	409	26	32	26	0	0	0
<b>GRAND TOTAL</b>	<b>840</b>	<b>349</b>	<b>365</b>	<b>498</b>	<b>293</b>	<b>397</b>	<b>39</b>	<b>30</b>	<b>21</b>	<b>14</b>	<b>2</b>	<b>3</b>
<b>* Index Total</b>	<b>347</b>	<b>62</b>	<b>75</b>	<b>53</b>	<b>9</b>	<b>8</b>	<b>13</b>	<b>6</b>	<b>3</b>	<b>8</b>	<b>1</b>	<b>2</b>
Traffic Crime	48	38	48	51	26	51	3	1	3			
Fish & Game Laws				518	499	518						
Marine Violations				7	7	7						

Population	ROCKAWAY POLICE DEPT			TILLAMOOK POLICE DEPT			O.L.C.C.			TILLAMOOK COUNTY TOTALS		
	1,055			4,130						22,000		
1991	OFFENSES	ARRESTS	CLEARED	OFFENSES	ARRESTS	CLEARED	OFFENSES	ARRESTS	CLEARED	OFFENSES	ARRESTS	CLEARED
<b>CRIME AGAINST PERSON</b>												
Willful Murder*										0	0	0
Neg. Homicide										0	0	0
Forcible Rape*										7	5	1
Other Sex Crime	3	3	3	9	3	3				44	18	27
Kidnapping	1	1	1							3	1	2
Extortion										0	0	0
Robbery*	1	3			2					2	6	0
Purse-Snatch*										0	0	0
Aggravated Assault*		1		2	3	2				29	16	15
Simple Assault	18	20	16	50	42	40				145	129	112
1991 TOTAL	23	28	20	61	50	45	0	0	0	230	175	157
1990 TOTAL	25	23	21	61	52	50	0	0	0	228	170	174
<b>CRIME AGAINST PROPERTY</b>												
Burglary*	25	8	6	27	16	6				205	48	47
Larceny*	29	8	8	131	62	45				364	93	85
Motor Vehicle Theft*	8	8	7	9	3	4				43	23	18
Arson*	1		1	5	2	2				9	3	3
Forgery/Counterfeit	4	5	2	7	7	6				30	14	15
Fraud	8	2	3	25	11	11				55	14	15
Embezzlement										0	0	0
Stolen Property					3					2	4	2
Vandalism	28	10	11	48	18	17				181	41	45
1991 TOTAL	103	41	38	252	122	91	0	0	0	889	240	230
1990 TOTAL	76	18	0	185	113	82	0	0	0	781	238	82
<b>BEHAVIORAL CRIME</b>												
Weapon Laws				1	1	1				78	10	77
Prostitution										0	0	0
Drug Laws	7	6	7	12	13	12				128	117	118
Gambling	1									1	0	0
Crimes Against Family	1	2	1	3						15	4	9
D.U.I.I.	20	18	20	47	44	47				245	232	245
Liquor Laws	8	16	8	14	21	14				132	166	131
Disorderly Conduct	10	6	5	53	22	20				94	44	42
All Other	28	21	20	63	104	50				254	189	151
Curfew				16	15	16				23	19	23
Runaway Juveniles	3	3	3	10	10	9				38	21	30
1991 TOTAL	78	72	64	219	230	169	0	0	0	1,008	802	826
1990 TOTAL	73	74	63	177	177	157	0	0	0	1,078	974	924
<b>GRAND TOTAL</b>	<b>204</b>	<b>141</b>	<b>122</b>	<b>532</b>	<b>402</b>	<b>305</b>	<b>0</b>	<b>0</b>	<b>0</b>	<b>2,127</b>	<b>1,217</b>	<b>1,213</b>
* Index Total	64	28	22	174	88	59	0	0	0	659	194	169
Traffic Crime	33	31	33	31	18	31				166	114	166
Fish & Game Laws										518	499	518
Marine Violations										7	7	7

Population 1991	UMATILLA COUNTY SHERIFF 21,160			OSP-UMATILLA			ATHENA POLICE DEPT 1,005		
	OFFENSES	ARRESTS	CLEARED	OFFENSES	ARRESTS	CLEARED	OFFENSES	ARRESTS	CLEARED
<b>CRIME AGAINST PERSON</b>									
Willful Murder*									
Neg. Homicide									
Forcible Rape*	4	2	2	22	1	20			
Other Sex Crime	20	6	6	24	7	11	4	2	
Kidnapping				4	2	3			
Extortion									
Robbery*									
Purse-Snatch*	1		1						
Aggravated Assault*	10	8	5	30	22	27			
Simple Assault	64	49	51	81	65	71	3	5	3
1991 TOTAL	99	65	65	161	97	132	7	7	3
1990 TOTAL	65	29	33	183	100	138	0	3	0
<b>CRIME AGAINST PROPERTY</b>									
Burglary*	114	19	10	71	21	11	11		1
Larceny*	174	42	34	134	92	92	22	4	1
Motor Vehicle Theft*	15	2	3	25	6	7	2		
Arson*	1	2	1	3	3	3			
Forgery/Counterfeit	9	3	4	12	5	2	1		
Fraud	16		2	13	4	4	10	1	1
Embezzlement									
Stolen Property				1	2	1			
Vandalism	108	22	18	35	16	14	17	2	1
1991 TOTAL	437	90	72	294	149	134	63	7	4
1990 TOTAL	295	43	35	437	154	265	29	5	13
<b>BEHAVIORAL CRIME</b>									
Weapon Laws	1		1	15	12	15			
Prostitution									
Drug Laws	8	10	8	42	56	39	1		
Gambling									
Crimes Against Family	4		1	7	2	7	1	2	
D.U.I.	34	32	34	438	417	438	2	2	2
Liquor Laws	91	98	89	38	35	38	2	5	1
Disorderly Conduct	58	20	23	12	9	9		1	
All Other	111	57	74	62	36	46	15	20	6
Curfew				1	1	1	8	5	8
Runaway Juveniles	28	17	16	3		3		1	
1991 TOTAL	335	234	246	618	568	596	29	36	17
1990 TOTAL	220	171	159	581	488	559	9	29	8
<b>GRAND TOTAL</b>	<b>871</b>	<b>389</b>	<b>383</b>	<b>1,073</b>	<b>814</b>	<b>862</b>	<b>99</b>	<b>50</b>	<b>24</b>
* Index Total	319	75	56	285	145	160	35	4	2
Traffic Crime	55	43	55	389	327	389	2	2	2
Fish & Game Laws				396	366	396			
Marine Violations				15	14	15			





Population	UMATILLA TRIBAL POLICE DEPT			WESTON POLICE DEPT 625			O.L.C.C.			UMATILLA COUNTY TOTALS 60,100		
	OFFENSES	ARRESTS	CLEARED	OFFENSES	ARRESTS	CLEARED	OFFENSES	ARRESTS	CLEARED	OFFENSES	ARRESTS	CLEARED
1991												
<b>CRIME AGAINST PERSON</b>												
Willful Murder*										0	0	0
Neg. Homicide										0	0	0
Forcible Rape*	1									38	7	23
Other Sex Crime*	7									152	41	53
Kidnapping	2									8	3	4
Extortion										0	0	0
Robbery*		1								7	7	4
Purse-Snatch*										2	0	1
Aggravated Assault*	4		1	1	1	1				74	44	53
Simple Assault	14	11	1	5	1					480	314	328
<b>1991 TOTAL</b>	<b>28</b>	<b>12</b>	<b>2</b>	<b>6</b>	<b>2</b>	<b>1</b>	<b>0</b>	<b>0</b>	<b>0</b>	<b>761</b>	<b>416</b>	<b>466</b>
<b>1990 TOTAL</b>	<b>24</b>	<b>19</b>	<b>1</b>	<b>3</b>	<b>2</b>	<b>3</b>	<b>0</b>	<b>0</b>	<b>0</b>	<b>922</b>	<b>457</b>	<b>542</b>
<b>CRIME AGAINST PROPERTY</b>												
Burglary*	20	3		4						474	72	58
Larceny*	31	1	2	11	1	1				1,328	417	398
Motor Vehicle Theft*	8	2	1	1						110	25	29
Arson*										11	7	9
Forgery/Counterfeit	1									64	19	24
Fraud	2	1		2						143	10	29
Embezzlement	1									1	0	0
Stolen Property		1								1	6	1
Vandalism	19			14	2	2				753	110	102
<b>1991 TOTAL</b>	<b>82</b>	<b>8</b>	<b>3</b>	<b>32</b>	<b>3</b>	<b>3</b>	<b>0</b>	<b>0</b>	<b>0</b>	<b>2,885</b>	<b>666</b>	<b>650</b>
<b>1990 TOTAL</b>	<b>64</b>	<b>11</b>	<b>0</b>	<b>23</b>	<b>6</b>	<b>4</b>	<b>0</b>	<b>0</b>	<b>0</b>	<b>3,794</b>	<b>800</b>	<b>996</b>
<b>BEHAVIORAL CRIME</b>												
Weapon Laws										33	19	30
Prostitution										0	0	0
Drug Laws	1									101	128	94
Gambling										0	0	0
Crimes Against Family	14		2	1						51	5	27
D.U.I.I.	29	26	29	9	9	9				804	765	804
Liquor Laws		9			2		6		6	238	305	225
Disorderly Conduct	1	3		7	10	2				198	112	130
All Other	23	4	1	24	12	12				531	341	325
Curfew										103	88	103
Runaway Juveniles	6	5	1	1						94	65	59
<b>1991 TOTAL</b>	<b>74</b>	<b>47</b>	<b>33</b>	<b>42</b>	<b>33</b>	<b>23</b>	<b>6</b>	<b>0</b>	<b>6</b>	<b>2,153</b>	<b>1,828</b>	<b>1,797</b>
<b>1990 TOTAL</b>	<b>62</b>	<b>75</b>	<b>36</b>	<b>7</b>	<b>4</b>	<b>7</b>	<b>6</b>	<b>1</b>	<b>6</b>	<b>2,767</b>	<b>2,358</b>	<b>2,440</b>
<b>GRAND TOTAL</b>	<b>184</b>	<b>67</b>	<b>38</b>	<b>80</b>	<b>38</b>	<b>27</b>	<b>6</b>	<b>0</b>	<b>6</b>	<b>5,799</b>	<b>2,910</b>	<b>2,913</b>
<b>* Index Total</b>	<b>64</b>	<b>7</b>	<b>4</b>	<b>17</b>	<b>2</b>	<b>2</b>	<b>0</b>	<b>0</b>	<b>0</b>	<b>2,044</b>	<b>579</b>	<b>575</b>
Traffic Crime	19	16	19	7	3	7				659	515	659
Fish & Game Laws	2	2	2							398	368	398
Marine Violations										15	14	15

Population	UNION COUNTY SHERIFF			OSP-UNION			ELGIN POLICE DEPT			LA GRANDE POLICE DEPT		
	8,690						1,600			11,840		
1991	OFFENSES	ARRESTS	CLEARED	OFFENSES	ARRESTS	CLEARED	OFFENSES	ARRESTS	CLEARED	OFFENSES	ARRESTS	CLEARED
<b>CRIME AGAINST PERSON</b>												
Willful Murder*							1	1	1			
Neg. Homicide												
Forcible Rape*	2	1		4	2	2				6	2	3
Other Sex Crime	3	1	1	11	5	7	4	3	1	26	8	8
Kidnapping							1			1		
Extortion												
Robbery*	1									10	9	7
Purse-Snatch*										1		1
Aggravated Assault*	6	4	4	7	5	4	1	1	1	28	23	22
Simple Assault	11	5	5	27	23	25	29	11	18	86	87	77
1991 TOTAL	23	11	10	49	35	38	36	16	21	158	129	118
1990 TOTAL	39	20	17	86	51	61	36	16	23	156	116	109
<b>CRIME AGAINST PROPERTY</b>												
Burglary*	25	7	2	59	8	8	29	11	10	107	39	27
Larceny*	60	12	8	25	13	5	21	4	5	363	112	120
Motor Vehicle Theft*	2			11	6	8	3	1	2	18	9	6
Arson*				4	3	1	1	1		8	3	2
Forgery/Counterfeit	2	4	2	1	1	1	5	2	4	21	11	13
Fraud	9	5	7	105	5	103	29	4	7	95	41	63
Embezzlement												
Stolen Property				5	5	5	1					
Vandalism	38	7	4	18	8	8	38	2	4	246	47	41
1991 TOTAL	136	35	23	228	49	139	127	25	32	858	262	272
1990 TOTAL	139	39	40	150	87	87	141	13	51	968	264	335
<b>BEHAVIORAL CRIME</b>												
Weapon Laws	2	2	2	7	7	7	2		1	6	6	5
Prostitution												
Drug Laws				12	12	12	1		1	23	25	17
Gambling												
Crimes Against Family							3			4	1	1
D.U.I.I.	13	12	13	134	132	134	4	3	4	108	105	108
Liquor Laws	8	17	8	57	54	56	9	7	9	46	80	43
Disorderly Conduct	2	2	1	4	2	3	6	2	4	19	24	18
All Other	31	28	20	32	7	17	86	44	63	208	204	181
Curfew										15	14	15
Runaway Juveniles	24	9	22	5	3	4	5	1	4	61	18	58
1991 TOTAL	80	70	66	251	217	233	116	57	86	490	477	446
1990 TOTAL	64	45	53	302	283	274	199	91	143	453	494	402
<b>GRAND TOTAL</b>	<b>239</b>	<b>116</b>	<b>99</b>	<b>528</b>	<b>301</b>	<b>410</b>	<b>279</b>	<b>98</b>	<b>139</b>	<b>1,506</b>	<b>868</b>	<b>836</b>
<b>* Index Total</b>	<b>96</b>	<b>24</b>	<b>14</b>	<b>110</b>	<b>37</b>	<b>28</b>	<b>56</b>	<b>19</b>	<b>19</b>	<b>541</b>	<b>197</b>	<b>188</b>
Traffic Crime	8	7	8	47	31	47	4	4	4	47	35	47
Fish & Game Laws				42	40	42						
Marine Violations				2	2	2						

Population 1991	UNION POLICE DEPT 1,870			O.L.C.C.			UNION COUNTY TOTALS 24,000		
	OFFENSES	ARRESTS	CLEARED	OFFENSES	ARRESTS	CLEARED	OFFENSES	ARRESTS	CLEARED
<b>CRIME AGAINST PERSON</b>									
Willful Murder*							1	1	1
Neg. Homicide							0	0	0
Forcible Rape*		1					12	6	5
Other Sex Crime	5	4	4				49	21	21
Kidnapping							2	0	0
Extortion							0	0	0
Robbery*	1	1	1				12	10	8
Purse-Snatch*	1						2	0	1
Aggravated Assault*	2	3	2				44	36	33
Simple Assault	19	15	18				172	141	143
1991 TOTAL	28	24	25	0	0	0	294	215	212
1990 TOTAL	26	16	23	0	0	0	343	219	233
<b>CRIME AGAINST PROPERTY</b>									
Burglary*	14	7	4				234	72	51
Larceny*	42	13	11				511	154	149
Motor Vehicle Theft*	7	6	5				41	22	21
Arson*							13	7	3
Forgery/Counterfeit							29	18	20
Fraud	5	1	3				243	56	183
Embezzlement							0	0	0
Stolen Property							6	5	5
Vandalism	45	10	11				385	74	68
1991 TOTAL	113	37	34	0	0	0	1,462	408	500
1990 TOTAL	102	20	30	0	0	0	1,500	423	543
<b>BEHAVIORAL CRIME</b>									
Weapon Laws		1					17	16	15
Prostitution							0	0	0
Drug Laws							36	37	30
Gambling							0	0	0
Crimes Against Family							7	1	1
D.U.I.I.	17	17	17				276	269	276
Liquor Laws	2	24	2	5		4	127	182	122
Disorderly Conduct	11	8	9				42	38	35
All Other	13	3	7				370	286	288
Curfew	3	3	3				18	17	18
Runaway Juveniles	5	8	5				100	39	93
1991 TOTAL	51	64	43	5	0	4	993	885	878
1990 TOTAL	29	31	23	11	0	11	1,058	944	906
<b>GRAND TOTAL</b>	<b>192</b>	<b>125</b>	<b>102</b>	<b>5</b>	<b>0</b>	<b>4</b>	<b>2,749</b>	<b>1,508</b>	<b>1,590</b>
* Index Total	67	31	23	0	0	0	870	308	272
Traffic Crime	6	5	6				112	82	112
Fish & Game Laws							42	40	42
Marine Violations							2	2	2



98-8

Population 1991	WALLOWA COUNTY SHERIFF 5,080			OSP-WALLOWA			ENTERPRISE POLICE DEPT 1,920		
	OFFENSES	ARRESTS	CLEARED	OFFENSES	ARRESTS	CLEARE	OFFENSES	ARRESTS	CLEARED
<b>CRIME AGAINST PERSON</b>									
Willful Murder*									
Neg. Homicide									
Forcible Rape*				1	1				
Other Sex Crime	6	2	2	5	5	3			
Kidnapping									
Extortion									
Robbery*									
Purse-Snatch*	1						1		
Aggravated Assault*	4	6	4						
Simple Assault	19	14	16		1		6	6	4
1991 TOTAL	30	22	22	6	7	3	7	6	4
1990 TOTAL	29	17	22	5	2	3	5	4	1
<b>CRIME AGAINST PROPERTY</b>									
Burglary*	29	10	4	3			2	4	2
Larceny*	75	23	20	1	1	1	21	5	4
Motor Vehicle Theft*	7	5	7				2	2	1
Arson*	1	1	1						
Forgery/Counterfeit	1	1	1				1		
Fraud	9	4	3				34	1	5
Embezzlement									
Stolen Property	1	1							
Vandalism	25	11	12	1			16	7	4
1991 TOTAL	148	56	48	5	1	1	76	19	16
1990 TOTAL	120	30	31	3	1	1	86	19	16
<b>BEHAVIORAL CRIME</b>									
Weapon Laws		1		4	2	2	1	1	1
Prostitution									
Drug Laws	6	9	5				1	1	1
Gambling									
Crimes Against Family	1			2	1	2			
D.U.I.I.	22	20	22	20	20	20	5	5	5
Liquor Laws	29	49	29	26	28	26	5	6	5
Disorderly Conduct	5	4	5	1	1	1	5	6	4
All Other	17	26	14	2	3	1	19	21	13
Curfew	1	1	1						
Runaway Juveniles	1		1						
1991 TOTAL	82	110	77	55	55	52	36	40	29
1990 TOTAL	51	63	47	79	77	79	36	39	16
<b>GRAND TOTAL</b>	<b>260</b>	<b>188</b>	<b>147</b>	<b>66</b>	<b>63</b>	<b>56</b>	<b>119</b>	<b>65</b>	<b>49</b>
<b>* Index Total</b>	<b>117</b>	<b>45</b>	<b>36</b>	<b>5</b>	<b>2</b>	<b>1</b>	<b>26</b>	<b>11</b>	<b>7</b>
Traffic Crime	19	10	19	3	3	3	3	2	3
Fish & Game Laws				116	101	116			
Marine Violations				1	1	1			

8-87

Population 1991	O.L.C.C.			WALLOWA COUNTY TOTALS 7,000		
	OFFENSES	ARRESTS	CLEARED	OFFENSES	ARRESTS	CLEARED
<b>CRIME AGAINST PERSON</b>						
Willful Murder*				0	0	0
Neg. Homicide				0	0	0
Forcible Rape*				1	1	0
Other Sex Crime				11	7	5
Kidnapping				0	0	0
Extortion				0	0	0
Robbery*				0	0	0
Purse-Snatch*				2	0	0
Aggravated Assault*				4	6	4
Simple Assault				25	21	20
1991 TOTAL	0	0	0	43	35	29
1990 TOTAL	0	0	0	39	23	26
<b>CRIME AGAINST PROPERTY</b>						
Burglary*				34	14	6
Larceny*				97	29	25
Motor Vehicle Theft*				9	7	8
Arson*				1	1	1
Forgery/Counterfeit				2	1	1
Fraud				43	5	8
Embezzlement				0	0	0
Stolen Property				1	1	0
Vandalism				42	18	16
1991 TOTAL	0	0	0	229	76	65
1990 TOTAL	0	0	0	209	50	48
<b>BEHAVIORAL CRIME</b>						
Weapon Laws				5	4	3
Prostitution				0	0	0
Drug Laws				7	10	6
Gambling				0	0	0
Crimes Against Family				3	1	2
D.U.I.I.				47	45	47
Liquor Laws	9	8	9	69	91	69
Disorderly Conduct				11	11	10
All Other				38	50	28
Curfew				1	1	1
Runaway Juveniles				1	0	1
1991 TOTAL	9	8	9	182	213	167
1990 TOTAL	3	2	3	169	181	145
<b>GRAND TOTAL</b>	<b>9</b>	<b>8</b>	<b>9</b>	<b>454</b>	<b>324</b>	<b>261</b>
<b>* Index Total</b>	<b>0</b>	<b>0</b>	<b>0</b>	<b>148</b>	<b>58</b>	<b>44</b>
Traffic Crime				25	15	25
Fish & Game Laws				116	101	116
Marine Violations				1	1	1

Population	WASCO COUNTY SHERIFF 10,870			OSP-WASCO			THE DALLES POLICE DEPT 11,130		
	1991	1990	1989	1991	1990	1989	1991	1990	1989
<b>CRIME AGAINST PERSON</b>									
Willful Murder*	4		4	1			2		1
Neg. Homicide									
Forcible Rape*	1	1	1				6	3	2
Other Sex Crime	26	4	20	3	1	2	39	9	13
Kidnapping	1		1				1		
Extortion									
Robbery*							7	1	2
Purse-Snatch*							1		
Aggravated Assault*	2	2	2	6	6	4	29	11	12
Simple Assault	70	41	70	8	6	5	144	97	93
<b>1991 TOTAL</b>	<b>104</b>	<b>48</b>	<b>98</b>	<b>18</b>	<b>13</b>	<b>11</b>	<b>229</b>	<b>121</b>	<b>123</b>
<b>1990 TOTAL</b>	<b>133</b>	<b>73</b>	<b>77</b>	<b>20</b>	<b>11</b>	<b>12</b>	<b>200</b>	<b>147</b>	<b>127</b>
<b>CRIME AGAINST PROPERTY</b>									
Burglary*	89	3	16	5	2	4	166	44	28
Larceny*	163	15	41	11	1	1	717	194	187
Motor Vehicle Theft*	27	7	23	5	4	3	46	8	10
Arson*	1	2	1	11	11	11	5		
Forgery/Counterfeit	6	1	5	4	5	4	23	16	12
Fraud	9		8	1			38	15	19
Embezzlement									
Stolen Property	1	3	1	1		1	1		1
Vandalism	100	6	22	3		1	390	53	48
<b>1991 TOTAL</b>	<b>396</b>	<b>37</b>	<b>117</b>	<b>41</b>	<b>23</b>	<b>25</b>	<b>1,386</b>	<b>330</b>	<b>305</b>
<b>1990 TOTAL</b>	<b>343</b>	<b>41</b>	<b>64</b>	<b>27</b>	<b>11</b>	<b>10</b>	<b>1,195</b>	<b>270</b>	<b>296</b>
<b>BEHAVIORAL CRIME</b>									
Weapon Laws	2	3	2	7	6	7	3	7	3
Prostitution									
Drug Laws	21	17	21	37	49	37	6	7	6
Gambling				1					
Crimes Against Family	13		11				12	1	2
D.U.I.	89	88	89	169	166	169	85	80	85
Liquor Laws	46	59	46	27	22	26	57	93	55
Disorderly Conduct	8	6	8	2	1	1	125	57	52
All Other	229	32	210	13	12	10	96	72	62
Curfew							63	47	63
Runaway Juveniles	42		37		2		99	35	71
<b>1991 TOTAL</b>	<b>450</b>	<b>205</b>	<b>424</b>	<b>256</b>	<b>258</b>	<b>250</b>	<b>546</b>	<b>399</b>	<b>399</b>
<b>1990 TOTAL</b>	<b>282</b>	<b>293</b>	<b>218</b>	<b>361</b>	<b>355</b>	<b>356</b>	<b>654</b>	<b>523</b>	<b>509</b>
<b>GRAND TOTAL</b>	<b>950</b>	<b>290</b>	<b>639</b>	<b>315</b>	<b>294</b>	<b>286</b>	<b>2,161</b>	<b>850</b>	<b>827</b>
<b>* Index Total</b>	<b>287</b>	<b>30</b>	<b>88</b>	<b>39</b>	<b>24</b>	<b>23</b>	<b>979</b>	<b>261</b>	<b>242</b>
Traffic Crime	45	37	45	93	74	93	51	38	51
Fish & Game Laws				200	188	200			
Marine Violations				17	17	17			

Population	O.L.C.C.			WASCO COUNTY TOTALS		
	1991			22,000		
	OFFENSE	ARRESTS	CLEARED	OFFENSE	ARRESTS	CLEARED
CRIME AGAINST PERSON						
Willful Murder*				7	0	5
Neg. Homicide				0	0	0
Forcible Rape*				7	4	3
Other Sex Crime				68	14	35
Kidnapping				2	0	1
Extortion				0	0	0
Robbery*				7	1	2
Purse-Snatch*				1	0	0
Aggravated Assault*				37	19	18
Simple Assault				222	144	168
1991 TOTAL	0	0	0	351	182	232
1990 TOTAL	0	0	0	353	231	216
CRIME AGAINST PROPERTY						
Burglary*				260	49	48
Larceny*				891	210	229
Motor Vehicle Theft*				78	19	36
Arson*				17	13	12
Forgery/Counterfeit				33	22	21
Fraud				48	15	27
Embezzlement				0	0	0
Stolen Property				3	3	3
Vandalism				493	59	71
1991 TOTAL	0	0	0	1,823	390	447
1990 TOTAL	0	0	0	1,565	322	370
BEHAVIORAL CRIME						
Weapon Laws				12	16	12
Prostitution				0	0	0
Drug Laws				64	73	64
Gambling				1	0	0
Crimes Against Family				25	1	13
D.U.I.I.				343	334	343
Liquor Laws	3		3	133	174	130
Disorderly Conduct				135	64	61
All Other				338	116	282
Curfew				63	47	63
Runaway Juveniles				141	37	108
1991 TOTAL	3	0	3	1,255	862	1,076
1990 TOTAL	7	3	7	1,304	1,174	1,090
GRAND TOTAL	3	0	3	3,429	1,434	1,755
* Index Total	0	0	0	1,305	315	353
Traffic Crime				189	149	189
Fish & Game Laws				200	188	200
Marine Violations				17	17	17







Population 1991	TUALATIN POLICE DEPT 16,220			O.L.C.C.			WASHINGTON COUNTY TOTALS 328,500		
	OFFENSES	ARRESTS	CLEARED	OFFENSES	ARRESTS	CLEARED	OFFENSES	ARRESTS	CLEARED
<b>CRIME AGAINST PERSON</b>									
Willful Murder*							7	3	3
Neg. Homicide							0	0	0
Forcible Rape*	6	1	2				88	24	42
Other Sex Crime	22	2	3				762	102	266
Kidnapping	1						43	6	12
Extortion							3	0	1
Robbery*	20	2	1				272	104	110
Purse-Snatch*							26	0	4
Aggravated Assault*	2	2	2				221	116	153
Simple Assault	80	44	42				1,786	1,233	1,292
1991 TOTAL	131	51	50	0	0	0	3,208	1,588	1,883
1990 TOTAL	110	54	47	0	0	0	2,862	1,647	1,775
<b>CRIME AGAINST PROPERTY</b>									
Burglary*	192	12	8				2,735	377	392
Larceny*	652	160	135				8,643	2,200	2,291
Motor Vehicle Theft*	63	7	3				915	204	255
Arson*	1						98	38	45
Forgery/Counterfeit	24	3	1				420	146	187
Fraud	82	11	8				650	175	260
Embezzlement	2		1				63	37	45
Stolen Property	6	6	2				21	35	13
Vandalism	270	22	19				3,792	503	621
1991 TOTAL	1,292	221	177	0	0	0	17,337	3,715	4,109
1990 TOTAL	1,066	162	177	0	0	0	15,756	3,948	4,241
<b>BEHAVIORAL CRIME</b>									
Weapon Laws	2	3	3				149	113	129
Prostitution							5	2	2
Drug Laws	8	7	7				459	383	404
Gambling							2	1	0
Crimes Against Family	7						156	39	62
D.U.I.I.	76	76	76				2,308	2,227	2,308
Liquor Laws	37	79	33	36	9	36	869	1,252	822
Disorderly Conduct	2	1	1				935	445	447
All Other	166	43	36				2,372	884	881
Curfew	4	2	4				453	298	453
Runaway Juveniles	37	14	20				1,249	395	1,011
1991 TOTAL	339	225	180	36	9	36	8,957	6,039	6,519
1990 TOTAL	167	254	146	18	6	18	8,841	6,591	6,802
<b>GRAND TOTAL</b>	<b>1,762</b>	<b>497</b>	<b>407</b>	<b>36</b>	<b>9</b>	<b>36</b>	<b>29,502</b>	<b>11,342</b>	<b>12,511</b>
* Index Total	936	184	151	0	0	0	13,005	3,066	3,295
Traffic Crime	346	319	346				2,048	1,426	2,048
Fish & Game Laws							51	47	51
Marine Violations							0	0	0



Population 1991	WHEELER COUNTY SHERIFF 1,450			OSP-WHEELER			O.L.C.C.			WHEELER COUNTY TOTALS 1,450		
	OFFENSE	ARRESTS	CLEARED	OFFENSE	ARRESTS	CLEARED	OFFENSE	ARRESTS	CLEARED	OFFENSE	ARRESTS	CLEARED
CRIME AGAINST PERSON												
Willful Murder*										0	0	0
Neg. Homicide										0	0	0
Forcible Rape*										0	0	0
Other Sex Crime										0	0	0
Kidnapping										0	0	0
Extortion										0	0	0
Robbery*										0	0	0
Purse-Snatch*										0	0	0
Aggravated Assault*										0	0	0
Simple Assault	3	3	1							3	3	1
1991 TOTAL	3	3	1	0	0	0	0	0	0	3	3	1
1990 TOTAL	4	3	3	8	4	4	0	0	0	12	7	7
CRIME AGAINST PROPERTY												
Burglary*	13									13	0	0
Larceny*	14	1	1	3	1	1				17	2	2
Motor Vehicle Theft*	1									1	0	0
Arson*										0	0	0
Forgery/Counterfeit										0	0	0
Fraud										0	0	0
Embezzlement										0	0	0
Stolen Property										0	0	0
Vandalism	4	1	1							4	1	1
1991 TOTAL	32	2	2	3	1	1	0	0	0	35	3	3
1990 TOTAL	39	2	6	5	0	0	0	0	0	44	2	6
BEHAVIORAL CRIME												
Weapon Laws										0	0	0
Prostitution										0	0	0
Drug Laws	1	5	1							1	5	1
Gambling										0	0	0
Crimes Against Family										0	0	0
D.U.I.I.	5	5	5	2	2	2				7	7	7
Liquor Laws	12	11	5				2		2	14	11	7
Disorderly Conduct										0	0	0
All Other	12	3	3							12	3	3
Curfew										0	0	0
Runaway Juveniles	1	1								1	1	0
1991 TOTAL	31	25	14	2	2	2	2	0	2	35	27	18
1990 TOTAL	20	18	13	16	23	16	1	0	1	37	41	30
GRAND TOTAL	66	30	17	5	3	3	2	0	2	73	33	22
* Index Total	28	1	1	3	1	1	0	0	0	31	2	2
Traffic Crime	1	1	1							1	1	1
Fish & Game Laws				12	12	12				12	12	12
Marine Violations				1	1	1				1	1	1

Population	YAMHILL COUNTY SHERIFF			OSP-YAMHILL			AMITY POLICE DEPT			CARLTON POLICE DEPT			
	29,000						1,170			1,300			
1991	OFFENSES	ARRESTS	CLEARED	OFFENSES	ARRESTS	CLEARED	OFFENSES	ARRESTS	CLEARED	OFFENSES	ARRESTS	CLEARED	
<b>CRIME AGAINST PERSON</b>													
Willful Murder*	2		1										
Neg. Homicide													
Forcible Rape*	26	15	19										
Other Sex Crime	97	15	64	5						1		1	
Kidnapping	2		1										
Extortion													
Robbery*	7	7	3	1	3	1							
Purse-Snatch*	1												
Aggravated Assault*	27	4	19	2				1	1	1			
Simple Assault	401	178	354	11	7	7					6	5	2
1991 TOTAL	563	219	461	19	10	8		1	1	1	7	5	3
1990 TOTAL	564	200	359	8	7	6		10	10	9	8	8	7
<b>CRIME AGAINST PROPERTY</b>													
Burglary*	209	52	49	2				2	5	2	1		
Larceny*	547	81	137	6	1			7	1	7	11		
Motor Vehicle Theft*	62	7	24	5	2	1							
Arson*	13	2	4	2									
Forgery/Counterfeit	22	3	11	1							1		
Fraud	289	5	77	2		1							
Embezzlement													
Stolen Property	6	5	4										
Vandalism	420	71	177	2							5	1	
1991 TOTAL	1,568	226	483	20	3	2		9	6	9	18	1	0
1990 TOTAL	1,160	17	255	12	5	6		19	7	16	15	9	10
<b>BEHAVIORAL CRIME</b>													
Weapon Laws	21	8	17	4		3					1	1	1
Prostitution	2	2	1	1									
Drug Laws	49	31	37	18	16	15							
Gambling	1		1										
Crimes Against Family	47	1	20	1	1	1		3		3			
D.U.I.I.	290	264	290	87	86	87		2	2	2			
Liquor Laws	138	182	124	9	9	9							
Disorderly Conduct	313	18	180	3	3	1							
All Other	756	60	619	10	1	4		1	3	1			
Curfew	32	20	32										
Runaway Juveniles	155	35	104	1	1	1							
1991 TOTAL	1,804	621	1,425	134	117	121		6	5	6	1	1	1
1990 TOTAL	1,352	370	507	126	111	115		17	11	15	1	1	1
<b>GRAND TOTAL</b>	<b>3,935</b>	<b>1,066</b>	<b>2,369</b>	<b>173</b>	<b>130</b>	<b>131</b>		<b>16</b>	<b>12</b>	<b>16</b>	<b>26</b>	<b>7</b>	<b>4</b>
<b>* Index Total</b>	<b>894</b>	<b>168</b>	<b>256</b>	<b>18</b>	<b>6</b>	<b>2</b>		<b>10</b>	<b>7</b>	<b>10</b>	<b>12</b>	<b>0</b>	<b>0</b>
Traffic Crime	185	96	185	106	89	106		3	3	3	3	3	3
Fish & Game Laws				41	38	41							
Marine Violations				3	3	3							



Population 1991	YAMHILL POLICE DEPT 870			O.L.C.C.			YAMHILL COUNTY TOTALS 67,900		
	OFFENSE	ARRESTS	CLEARED	OFFENSE	ARRESTS	CLEARED	OFFENSE	ARRESTS	CLEARED
<b>CRIME AGAINST PERSON</b>									
Willful Murder*							2	0	1
Neg. Homicide							0	0	0
Forcible Rape*							47	24	30
Other Sex Crime							246	41	146
Kidnapping							9	0	7
Extortion							1	0	1
Robbery*							22	14	9
Purse-Snatch*							2	0	0
Aggravated Assault*							91	19	67
Simple Assault	3	3	3				747	437	623
1991 TOTAL	3	3	3	0	0	0	1,167	535	884
1990 TOTAL	0	0	0	0	0	0	1,121	534	708
<b>CRIME AGAINST PROPERTY</b>									
Burglary*	3	3	3				437	108	124
Larceny*	4	1	2				1,939	501	827
Motor Vehicle Theft*	1	1	1				149	26	69
Arson*	1		1				34	7	13
Forgery/Counterfeit	2	1	2				75	16	37
Fraud							469	22	178
Embezzlement							0	0	0
Stolen Property							11	9	8
Vandalism	5	6	3				1,140	157	566
1991 TOTAL	16	12	12	0	0	0	4,254	846	1,822
1990 TOTAL	12	7	9	0	0	0	3,634	657	1,220
<b>BEHAVIORAL CRIME</b>									
Weapon Laws							53	21	43
Prostitution							3	2	1
Drug Laws							247	127	228
Gambling							1	0	1
Crimes Against Family							151	3	106
D.U.I.I.	18	14	18				675	613	675
Liquor Laws	2	4	1	4	1	4	558	489	531
Disorderly Conduct							948	64	750
All Other	1		1				2,030	144	1,773
Curfew							92	55	92
Runaway Juveniles							339	91	251
1991 TOTAL	21	18	20	4	1	4	5,097	1,609	4,451
1990 TOTAL	26	18	26	5	0	5	4,408	1,333	2,815
<b>GRAND TOTAL</b>	<b>40</b>	<b>33</b>	<b>35</b>	<b>4</b>	<b>1</b>	<b>4</b>	<b>10,518</b>	<b>2,990</b>	<b>7,157</b>
<b>* Index Total</b>	<b>9</b>	<b>5</b>	<b>7</b>	<b>0</b>	<b>0</b>	<b>0</b>	<b>2,723</b>	<b>699</b>	<b>1,140</b>
Traffic Crime	9	7	9				476	297	476
Fish & Game Laws							41	38	41
Marine Violations							3	3	3

**SECTION 9**

**APPENDIX**

**ABBREVIATED CRIME REPORTING DEFINITIONS**

## CRIMES AGAINST PERSONS

Crimes Against Persons include criminal offenses where the victim is present and the act is violent, threatening or has the potential of being physically harmful.

**WILLFUL MURDER and NON-NEGLIGENT MANSLAUGHTER** - The willful (non-negligent) killing of one human being by another.

**NEGLIGENT HOMICIDE** - The killing of another person through gross negligence.

Offenses - Exclude motor vehicle traffic deaths.

Arrest - Include persons arrested for motor vehicle traffic death.

**FORCIBLE RAPE** - The carnal knowledge of a female, forcibly and against her will.

**OTHER SEX CRIMES** - Covers offenses such as Statutory Rape, Molest, Indecent Exposure, Sodomy and other offenses against common decency, morals and the like. (Does not include Forcible Rape, Prostitution and Commercialized Vice).

**KIDNAPPING** - the substantial interference with another person's liberty without consent or legal authority.

**EXTORTION** - The use of fear of death, injury, property loss, reputation, etc., to induce or compel another to deliver property or perform some act or omission.

**ROBBERY** - The taking or attempting to take anything of value from the care, custody or control of a person or persons by force or threat of force or violence or by putting the victim in fear.

**PURSE-SNATCH** - To snatch a purse from the physical control of another. (If force is directed or used against the victim the matter becomes a robbery).

**AGGRAVATED ASSAULT** - An unlawful attack by one person upon another for the purpose of inflicting severe or aggravated bodily injury. Although actual injury is not a requirement, this type of assault usually is accompanied by the use of a weapon or by means likely to produce death or great bodily harm.

**SIMPLE ASSAULT** - Assaults which are limited to the use of physical force and result in little or no injury to the victim.

## CRIMES AGAINST PROPERTY

Crimes Against Property include offenses that involve taking something of value by theft or deception or the destruction of property.

**BURGLARY** - The unlawful entry of a structure or dwelling with intent to commit a felony or a theft.

**LARCENY** - The unlawful taking, carrying, leading, or riding away of property from the possession or constructive possession of another.

**MOTOR VEHICLE THEFT** - The theft or attempted theft of a motor vehicle.

**ARSON** - Any willful or malicious burning or attempt to burn, with or without intent to defraud, a dwelling house, public building, motor vehicle, or aircraft, personal property of another, etc.

**FORGERY** - Forgery and counterfeiting are treated as allied offenses. In this classification are placed all offenses dealing with the making, altering, uttering or possessing, with intent to defraud, anything false in the semblance of that which is true.

**FRAUD** - Fraudulent conversion and obtaining money or property by false pretenses.

**EMBEZZLEMENT** - Misappropriation or misapplication of money or property entrusted to one's care, custody or control.

**STOLEN PROPERTY OFFENSES** - Included in this classification are all offenses of buying, receiving and possessing stolen property, as well as all attempts to commit any of these offenses.

**VANDALISM** - Consists of the willful or malicious destruction, injury, disfigurement or defacement of any public or private property.

## BEHAVIORAL CRIMES

Behavioral Crimes include criminal offenses that violate laws relating to personal conduct, responsibility and public order. Although not necessarily violent, or property offenses in themselves, they may often contribute to other criminal acts.

**WEAPONS REGULATION LAWS** - Carrying, possessing, etc.

**DRUG LAWS** - Included are all violations of state and local laws, specifically those relating to the unlawful possession, sales, use, growing and manufacturing of illegal drugs.

**GAMBLING** - All offenses which relate to promoting, permitting, or engaging in gambling are included in this category.

**CRIMES AGAINST FAMILY** - Included here are offenses such as abandonment, neglect of children, custodial interference and non-support. (Physical abuse would be reported as an assault)

**D.U.I.I.** - Driving or operating any vehicle or common carrier while under the influence of liquor or drugs.

**LIQUOR LAWS** - With the exception of Driving Under the Influence all liquor law violations, state or local, are placed in this classification.

**DISORDERLY CONDUCT** - In this classification are placed all offenses which constitute a breach of the peace.

**ALL OTHER OFFENSES** - Except Traffic - Included is every other state or local offense, not listed elsewhere.

**JUVENILE CURFEW VIOLATIONS** - Local curfew or juvenile loitering ordinances where such laws exist.

**RUNAWAY JUVENILES** - Runaway juveniles when reported by their parents or guardians.

**TRAFFIC CRIMES** - Serious traffic offenses which are classified as a misdemeanor or felony as defined by the Oregon Motor Vehicle Code.

**FISH and GAME** - Sporting, personal use, commercial fishing and game violations.

**MARINE VIOLATIONS** - Marine boating violations.