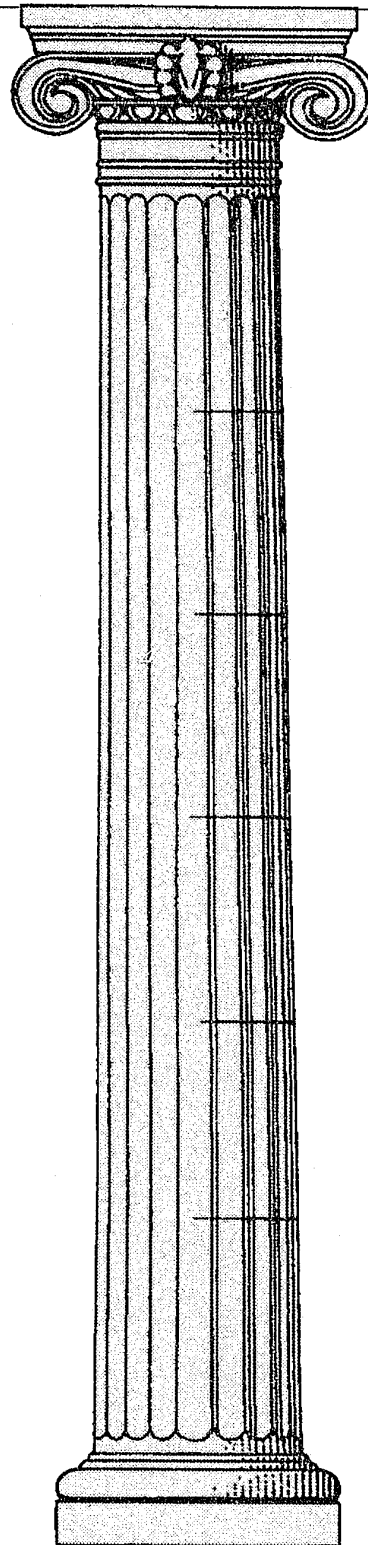


U.S. Department of Justice
Federal Bureau of Investigation



Uniform Crime Reports

Law Enforcement Officers Killed and Assaulted



141983

1

FOREWORD

For the past 20 years, statistics on felonious line-of-duty slayings of law enforcement officers have been produced in this publication with one objective — to lessen the likelihood of additional officers succumbing to the dangers inherent in their profession. Since 1972, 1,852 officers have sacrificed their lives while upholding our Nation's laws and safeguarding our citizens. An additional 1,189 officers died in accidents during the last 20 years. It is fitting to honor these brave men and women, but it would be more fitting to study the reasons for their deaths and devise methods of preventing future tragedies.

From the 1973 peak of 134 felonious line-of-duty deaths, a relatively steady decline has been recorded over the last 2 decades. While it has been encouraging to see the number of slayings slowly decrease, the decline offers little solace to the families and friends of the 71 victim officers killed by felons in 1991. Therefore, our dedication and commitment in providing better training and equipment for our officers must be renewed in order to give them every opportunity to survive the hazards they face in their daily struggle to protect us from the destructive elements in our society.

141983

**U.S. Department of Justice
National Institute of Justice**

This document has been reproduced exactly as received from the person or organization originating it. Points of view or opinions stated in this document are those of the authors and do not necessarily represent the official position or policies of the National Institute of Justice.

Permission to reproduce this ~~copyrighted~~ material has been granted by

Public Domain/FBI

U.S. Department of Justice

to the National Criminal Justice Reference Service (NCJRS).

Further reproduction outside of the NCJRS system requires permission of the ~~copyright~~ owner.

141983

NCJRS

MAY 4 1993

CONTENTS

ACQUISITIONS

	Page
METHODOLOGY	1
SECTION I: LAW ENFORCEMENT OFFICERS KILLED	3
 Charts:	
Time of day, 1982-1991	17
Region 1991	20
Circumstances at scene, 1982-1991	26
 Tables:	
State and agency, 1991	9
Type of weapon, 1982-1991	12
Type and size of firearm, 1991	12
Distance between victim officers and offenders, 1982-1991	13
Location of fatal wounds, 1982-1991	13
Number wearing body armor, 1982-1991	13
Time of day, 1982-1991	17
Day of week, 1982-1991	18
Month, 1982-1991	18
Population group by type of assignment, 1991	19
Region, division and state, 1982-1991	21
Circumstances at scene of incident, 1982-1991	25
Circumstances by type of assignment, 1982-1991	27
Circumstances by type of assignment, 1991	28
Profile of victim officers, 1982-1991	31
Profile of persons identified, 1982-1991	32
Disposition of persons identified, 1980-1989	33
Accidental deaths by region, division and state, 1982-1991	55
Accidental deaths by circumstances, 1982-1991	57
 Summaries of felonious incidents, 1991	 35

SECTION II: LAW ENFORCEMENT OFFICERS ASSAULTED 59

Charts:

Time of day, 1982-1991	17
Circumstances at scene, 1982-1991	26

Tables:

Region and division, 1991	61
Population group, 1991	61
Region and division by type of weapon, 1991	62
Population group by type of weapon, 1991	62
Circumstances by type of weapon, 1991	63
Type of assignment by circumstances, 1991	64
Type of weapon and percent injured, 1982-1991	65
Rate per 100 officers, 1982-1991	66
Time of day by population group, 1991	66
Percent cleared, circumstances and population group, 1991	67

SECTION III: ASSAULTS ON FEDERAL OFFICERS 69

Tables:

Victims and known assailants, 1990-1991	71
Victims killed or injured, 1991	72
Type of weapon and extent of injury, 1987-1991	73
Department by type of weapon, 1987-1991	74
Department and agency by type of weapon, 1991	75
Department and agency by activity, 1991	76
Disposition of known assailants, 1991	77
Region, division, and state by type of weapon, 1991	78

METHODOLOGY

Presented throughout this publication are tables, charts, and narrative comments addressing the number of law enforcement officers killed or assaulted, not the number of incidents or weapons employed. In tabulations pertaining to weapons used, personal weapons are considered to be any part of the body—hands, fists, feet, etc.—which can be employed as a weapon. Because of the following outlined differences in data collection and reporting procedures, care must be taken when attempting any comparisons between the information presented on law enforcement officers killed and those assaulted.

In Section I are statistics on felonious or accidental deaths of duly sworn Federal, state, and local law enforcement officers having full arrest powers. Notification of duty-related deaths is received by the Uniform Crime Reporting (UCR) Program from three sources. State and local law enforcement agencies participating in the UCR Program submit preliminary data on any officer killed in the line of duty within their jurisdictions. FBI field divisions and legal attache offices also report such incidents occurring in the United States and its territories, as well as those in which a United States law enforcement officer dies while assigned to duties in another country. In addition, the Bureau of Justice Assistance, administrator of the Public Safety Officers Benefits Program, maintains contact throughout the year, supplying information regarding officers whose survivors have received benefits. This threefold reporting procedure ensures the validity and completeness of the data.

Once notification of the line-of-duty death is received, inquiries to obtain additional details concerning the circumstances surrounding the incident are directed to the victim officer's employing agency. Information concerning two Federal programs which provide benefits to survivors of non-Federal law enforcement officers killed in the line of duty is furnished to the agency. Pertinent criminal history data of the individuals identified in connection with felonious killings are obtained from the FBI Identification Division.

Section II contains data pertaining to assaults on sworn city, county, and state law enforcement officers. The information is collected on a monthly basis from UCR Program contributors who compile and submit their data by one of two means: either directly to the FBI or through their state UCR Programs.

Contributing law enforcement agencies report figures on assaults which resulted in serious injury or in which a weapon was used which could have caused serious injury or death. Other assaults are recorded only if they involved more than verbal abuse or minor resistance to an arrest.

In all of Section II, the data are based on information from 9,263 law enforcement agencies supplying figures for all 12 months of 1991. These agencies offered services to over 191 million United States inhabitants or 76 percent of the Nation's total population. Tables 2, 4, 9, and 10 of this section are presentations by population groups. The following is a summary of the population coverage and number of agencies represented:

Population Group	Population	Number of Agencies
Group I (250,000 and over)	40,838,539	53
Group II (100,000-249,999)	15,542,847	104
Group III (50,000-99,999)	19,064,533	275
Group IV (25,000-49,999)	18,004,077	517
Group V (10,000-24,999)	20,205,154	1,286
Group VI (under 10,000)	17,234,485	4,897
Suburban Counties	38,307,001	518
Rural Counties	22,200,680	1,613
Total	191,397,316	9,263

Addressed in Section III of this publication are assaults on criminal justice officers employed by five Federal Government entities — the United States Departments of the Interior, Justice, and Treasury; the United States Capitol Police; and the United States Postal Service. Within these

five Federal sectors are 10 agencies, bureaus, or services which employ the majority of the personnel who are responsible for protecting Government officials; and enforcing and investigating violations of Federal laws. On an annual basis, these departments are contacted and requested to submit information on their officers receiving assaults in the line of duty for the calendar year.

Section III's tabulations concerning assaults on Federal officers differ somewhat from those on the other law enforcement entities addressed in this publication. The circumstance categories are tailored to depict the unique duties performed by Federal criminal justice personnel. Regardless of the extent or even the absence of personal injury, all reports of assaults or threats to assault are included in the compilations. Beginning in 1991, assault statistics on United States and Assistant United States Attorneys, Bureau of Prisons officers, and the Judicial Branch were no longer collected. Also, the United States Postal Service no longer differentiate between Inspectors and Security Police in its report.

SECTION I

LAW ENFORCEMENT OFFICERS KILLED

During 1991, 71 law enforcement officers were killed in the line of duty. Officers' deaths were recorded by law enforcement agencies in 24 states, Puerto Rico, and the Virgin Islands. Of the victims, 35 were employed by city police departments, 20 by county police and sheriffs' offices, and 7 by state agencies. One death was reported by a Federal agency, and 2 territorial agencies reported 8 killings.

The 1991 total was higher than in 1990 when 66 officers were slain. Comparisons for 5- and 10-year periods showed that the number of officers slain in 1991 decreased 4 percent from the 1987 experience and was down 23 percent from the 1982 total.

Victims

Of the 71 officers killed in 1991, 68 were male and 3 were female. The average age of officers slain was 36. Five of the victims were under the age of 25; 19 were between the ages of 25 and 30; 26 were aged 31 through 40; and 21 were over 40 years of age. Sixty-two of the slain officers were white, and 9 were black.

The law enforcement officers killed in 1991 averaged 8 years of experience. Twenty-two officers had over 10 years of law enforcement service; 17 had 5 to 10 years of service; and 27 had 1 to 4 years. Four officers had less than 1 year of law enforcement experience, 1 not reported.

Circumstances Surrounding Deaths

During 1991, 17 officers were slain upon responding to disturbance calls, accounting for more line-of-duty deaths than any other circumstance. Fourteen officers lost their

lives during arrest situations. A further breakdown of these situations showed 4 officers were killed by robbery suspects, 3 by burglary suspects, 3 by suspects during drug-related situations, and 4 by assailants suspected of other crimes.

Thirteen officers were killed while enforcing traffic laws; 11 were ambushed; 10 were slain while investigating suspicious persons or circumstances; and 6 were killed while handling or transporting prisoners.

Types of Assignment

Patrol officers accounted for 45 of the 71 victims in 1991. Of those officers killed while on patrol, 38 were assigned to 1-officer vehicles, and 7 to 2-officer vehicles. Fourteen victims were on detective or special assignment, and 12 were off duty but acting in an official capacity when slain.

Figures for 1982 through 1991 also show that the largest percentage of victim officers were assigned to vehicle patrol when they were slain. Fifty-two percent of the vehicle patrol officers were alone and unassisted at the time of their deaths, while 29 percent of the victim officers on other types of assignments were alone and unassisted.

Alleged Assailants

Sixty-seven of 71 slayings of law enforcement officers in 1991 have been cleared. Of the 96 suspects identified in connection with the murders, 95 were male and 1 was female. Fifty-two of the suspects were white, 43 black, and 1 Asian. Sixty-seven of the 96 alleged assailants were under the age of 30.

Fifty-eight of the suspects identified had previous arrests, and 44 had a prior conviction. The records showed that 27 suspects had previous arrests for crimes of violence, 29 for drug-related offenses, and 17 for weapons violations.

Of the persons identified, 82 have been arrested by law enforcement agencies. Eight were justifiably killed (2 by victim officers), 5 committed suicide subsequent to slaying the officers, and 1 remains at large. Seven of the assailants suffered gunshot wounds during arrest procedures.

Dispositions of 1,113 persons identified in connection with officers' murders during the decade, 1980-1989, were reviewed. By moving the period back 2 years, the number of pending cases was only 16. Of the 1,113 identified, 916 were arrested and charged; 142 were justifiably killed; 48 committed suicide; 6 remain at large; and 1 was murdered in an unrelated incident.

Among those persons charged for whom final disposition is known, 72 percent were found guilty of murder; 9 percent were found guilty of a lesser offense related to murder; and 4 percent were found guilty of some crime other than murder. Ten percent of the suspects were acquitted or had the charges against them dismissed, and 2 percent of those charged were committed to psychiatric institutions. One percent of the persons charged with the officers' murders died in custody before final disposition was determined.

Available data revealed that 131 of the 657 offenders found guilty of murder were sentenced to death, 320 received life imprisonment, 205 were given prison terms ranging from 2 months to 450 years, and 1 was placed on probation.

Weapons

Firearms claimed the lives of 91 percent of the officers killed in the line of duty from 1982 through 1991. Seventy percent of the murders were committed by the use of handguns, 14 percent by rifles, and 8 percent by shotguns.

One hundred five officers were slain with their own weapons during the past 10 years; 191 officers fired their own service weapons; and the weapons of 146 officers were stolen.

More than half of the officers killed by gunshots during this same timeframe were within 5 feet of their assailants at the time of the attack. Fifty-one percent of the firearm fatalities were caused by wounds to the upper torso, while 44 percent resulted from shots to the head.

During 1991, firearms were used in 68 of the 71 slayings. Handguns were the murder weapons in 50 of the killings, rifles in 14, and shotguns in 4. Eight officers were shot with their own service weapons.

As in previous years, the most common handgun cartridge types used against officers in 1991 were the .38 caliber, .357 magnum, and 9 millimeter. These three weapons jointly accounted for more than half of the handgun deaths.

Three officers lost their lives in 1991 to weapons other than firearms. One was beaten, 1 was intentionally struck with a vehicle; and 1 lost his life to a bomb.

Body Armor

Of 172 officers wearing body armor when slain during the past 10 years, 104 suffered gunshot wounds to the head, and 14 suffered gunshot wounds below the waist. Of the 54 suffering gunshot wounds to the upper torso, 30 were killed when bullets entered between the panels of the vests or through the arm openings. Sixteen were killed by wounds above the area of the vest, 6 officers were slain when the bullets penetrated their protective vests, and 2 were killed by the wounds in the back area not protected by their vest.

Six of the officers wearing vests were intentionally struck by vehicles, 3 were stabbed, 1 was beaten, and 1 was pushed to his death.

Places

The most populous region, the Southern States, reported 29 of the 71 officers' fatalities in 1991. The Midwestern States reported 20 officers slain, while the Western and Northeastern States, as well as Puerto Rico, reported 7 each. The U.S. Virgin Islands reported 1 line-of-duty killing.

A comparison of regional totals for the two periods, 1982-1986 and 1987-1991, showed that the number of officers killed during the latter 5-year span declined in the South and West, while increasing in the Northeast and Midwest.

Times

In the past 10 years, 62 percent of the incidents resulting in officers' deaths occurred from 6:01 p.m. to 6 a.m. The figures show the periods from 4:01-6 a.m. and 6:01-8 a.m. to be the hours when the fewest officers are slain and the 2-hour period, 8:01-10 p.m., to be when the greatest number is killed.

Daily figures for the decade, 1982-1991, showed more officers were slain on Tuesdays than on any other day of the week; the least number of fatalities was recorded on Sundays. A review of the monthly totals for the same years showed January with the highest figure, 92.

Accidental Killings

Fifty-two officers lost their lives as a result of accidents occurring while performing their official duties in 1991. Thirty-six officers were killed in automobile, motorcycle, and aircraft accidents; 8 were struck by vehicles; 1 was

accidentally shot; and the remaining 7 were killed in other types of accidents.

Regionally, the Southern States reported 26 accidental deaths; the Western States, 10; the Northeastern States, 9; and the Midwestern States, 6. One officer was accidentally killed in Puerto Rico.

LAW ENFORCEMENT OFFICERS
FELONIOUSLY KILLED

1991

WEAPONS USED



**TABLE 1. LAW ENFORCEMENT OFFICERS FELONIOUSLY KILLED, 1991
STATE AND AGENCY**

Agency	Total	Type of Weapon			
		Handgun	Rifle	Shotgun	Other
Total	71	50	14	4	3
ARIZONA	2	1	1	0	0
Department of Public Safety, Nogales	1	1	0	0	0
Phoenix	1	0	1	0	0
ARKANSAS	2	1	0	1	0
Little Rock	1	1	0	0	0
Pocahontas	1	0	0	1	0
CALIFORNIA	3	3	0	0	0
Los Angeles	1	1	0	0	0
San Diego	1	1	0	0	0
Shasta County	1	1	0	0	0
CONNECTICUT	1	1	0	0	0
State Police, North Windham	1	1	0	0	0
FLORIDA	2	2	0	0	0
Ft. Pierce	1	1	0	0	0
Miami Springs	1	1	0	0	0
GEORGIA	4	3	1	0	0
Atlanta	1	1	0	0	0
DeKalb County	1	1	0	0	0
Fulton County	1	0	1	0	0
Tift County	1	1	0	0	0
ILLINOIS	2	1	1	0	0
Chicago	1	1	0	0	0
Chicago Housing Authority	1	0	1	0	0
INDIANA	1	1	0	0	0
Muncie	1	1	0	0	0
KANSAS	1	1	0	0	0
Sedgwick County	1	1	0	0	0

TABLE 1. LAW ENFORCEMENT OFFICERS FELONIOUSLY KILLED, 1991 - Continued
STATE AND AGENCY

Agency	Total	Type of Weapon			
		Handgun	Rifle	Shotgun	Other
KENTUCKY	1	1	0	0	0
Stanford	1	1	0	0	0
MASSACHUSETTS	1	0	0	0	1
Boston	1	0	0	0	(bomb) 1
MICHIGAN	6	2	3	1	0
Bay City	2	0	2	0	0
Detroit	1	0	0	1	0
Milan	1	0	1	0	0
State Police, Detroit	1	1	0	0	0
Wayne County	1	1	0	0	0
MINNESOTA	2	1	0	0	1
Pine County	1	0	0	0	(flashlight) 1
U.S. Marshals Service, Minneapolis	1	1	0	0	0
MISSISSIPPI	1	1	0	0	0
Aberdeen	1	1	0	0	0
MISSOURI	5	3	2	0	0
Cooper County	1	0	1	0	0
Miller County	1	0	1	0	0
Moniteau County	1	1	0	0	0
Pineville	1	1	0	0	0
St. Louis County	1	1	0	0	0
NEW MEXICO	2	1	1	0	0
Department of Public Safety, Chimayo	1	0	1	0	0
Rio Arriba County	1	1	0	0	0
NEW YORK	3	2	0	1	0
New York City	2	2	0	0	0
Suffolk County	1	0	0	1	0
NORTH CAROLINA	4	3	0	1	0
Charlotte	1	0	0	1	0
Clinton	1	1	0	0	0

TABLE 1. LAW ENFORCEMENT OFFICERS FELONIOUSLY KILLED, 1991 - Continued
STATE AND AGENCY

Agency	Total	Type of Weapon			
		Handgun	Rifle	Shotgun	Other
NORTH CAROLINA - Continued					
Columbus County	1	1	0	0	0
Southern Pines	1	1	0	0	0
OHIO	1	0	1	0	0
Dayton	1	0	1	0	0
PENNSYLVANIA	2	2	0	0	0
Erie	1	1	0	0	0
Philadelphia	1	1	0	0	0
SOUTH CAROLINA	2	1	0	0	1
Highway Patrol, Bamberg County	1	1	0	0	0
Westminster	1	0	0	0	(vehicle) 1
TENNESSEE	3	2	1	0	0
Department of Public Safety, Tazewell	1	0	1	0	0
Johnson County	1	1	0	0	0
Nashville	1	1	0	0	0
TEXAS	10	8	2	0	0
Department of Public Safety,					
Travis County	1	1	0	0	0
Dimmit County	1	1	0	0	0
El Paso	1	1	0	0	0
Harris County	1	1	0	0	0
Houston	1	1	0	0	0
Nacogdoches County	1	1	0	0	0
Pasadena	1	0	1	0	0
San Antonio	1	1	0	0	0
Vernon	1	1	0	0	0
Zavala County	1	0	1	0	0
WISCONSIN	2	1	1	0	0
Burnett County	1	1	0	0	0
Fairchild	1	0	1	0	0
U.S. TERRITORIES	8	8	0	0	0
Puerto Rico	7	7	0	0	0
U.S. Virgin Islands	1	1	0	0	0

**TABLE 2. LAW ENFORCEMENT OFFICERS FELONIOUSLY KILLED, 1982-1991
TYPE OF WEAPON**

Year	Grand Total	Handgun	Rifle	Shotgun	Total Firearms	Knife	Bomb	Personal Weapons	Other
Total	743	519	101	59	679	16	1	7	40
1982	92	60	17	5	82	3	0	2	5
1983	80	54	12	8	74	2	0	0	4
1984	72	46	9	11	66	2	0	2	2
1985	78	58	3	9	70	1	0	0	7
1986	66	51	8	3	62	0	0	0	4
1987	74	49	9	9	67	3	0	0	4
1988	78	63	11	2	76	0	0	0	2
1989	66	40	10	7	57	2	0	1	6
1990*	66	48	8	1	57	3	0	2	4
1991	71	50	14	4	68	0	1	0	2

*Includes 1 additional victim reported after the 1990 publication was printed.

**TABLE 3. LAW ENFORCEMENT OFFICERS FELONIOUSLY KILLED, 1991
TYPE AND SIZE OF FIREARM**

Firearms Used	Total Slain With Firearms	Slain With Own Weapon	Slain Wearing Body Armor
Total	68	8	24
Handgun Total	50	8	16
.22 Caliber	3	0	1
.25 Caliber	3	0	2
.32 Caliber	3	0	1
.38 Caliber	10	1	1
.357 Magnum	12	2	4
.380 Caliber	1	0	1
9 Millimeter	12	4	5
.45 Caliber	4	1	1
Caliber Not Reported	2	0	0
Rifle Total	14	0	8
.22 Caliber	6	0	2
.223 Caliber	3	0	2
.30 Caliber	1	0	1
.30-06 Caliber	2	0	2
7 Millimeter	1	0	1
8 Millimeter	1	0	0
Shotgun Total	4	0	0
12 Gauge	3	0	0
20 Gauge	1	0	0

TABLE 4. LAW ENFORCEMENT OFFICERS FELONIOUSLY KILLED BY FIREARMS, 1982-1991, DISTANCE BETWEEN VICTIM OFFICERS AND OFFENDERS

Feet	Total	1982	1983	1984	1985	1986	1987	1988	1989	1990*	1991
Total	679	82	74	66	70	62	67	76	57	57	68
0 - 5	380	39	35	41	43	43	34	47	33	31	34
6 - 10	128	16	18	14	10	12	14	10	11	14	9
11 - 20	87	15	13	4	13	2	6	12	5	4	13
21 - 50	51	8	4	4	4	2	8	5	6	4	6
Over 50	33	4	4	3	0	3	5	2	2	4	6

*Includes 1 additional victim officer reported after the 1990 publication was printed.

TABLE 5. LAW ENFORCEMENT OFFICERS FELONIOUSLY KILLED BY FIREARMS, 1982-1991, LOCATION OF FATAL WOUNDS

Point of Entry	Total	1982	1983	1984	1985	1986	1987	1988	1989	1990*	1991
Total	679	82	74	66	70	62	67	76	57	57	68
Front Head	233	20	23	22	21	21	27	32	16	25	26
Rear Head	68	4	6	11	6	5	4	5	11	6	10
Front Upper Torso	291	44	33	29	40	26	29	30	18	19	23
Rear Upper Torso	58	12	9	3	3	7	3	6	6	4	5
Front Below Waist	22	1	3	1	0	3	3	2	3	3	3
Rear Below Waist	7	1	0	0	0	0	1	1	3	0	1

*Includes 1 additional victim officer reported after the 1990 publication was printed.

TABLE 6. LAW ENFORCEMENT OFFICERS FELONIOUSLY KILLED BY FIREARMS, 1982-1991, NUMBER WEARING BODY ARMOR

Point of Entry	Total	1982	1983	1984	1985	1986	1987	1988	1989	1990*	1991
Total Firearm Wounds	679	82	74	66	70	62	67	76	57	57	68
Total While Wearing Body Armor	172	13	22	17	13	14	16	20	18	15	24
Total Head Wounds	301	24	29	33	27	26	31	37	27	31	36
While Wearing Body Armor	104	5	11	13	8	6	13	15	9	11	13
Total Upper Torso Wounds	349	56	42	32	43	33	32	36	24	23	28
While Wearing Body Armor	54	7	9	4	5	6	3	3	6	2	9
Total Lower Torso Wounds	29	2	3	1	0	3	4	3	6	3	4
While Wearing Body Armor	14	1	2	0	0	2	0	2	3	2	2

*Includes 1 additional victim officer reported after the 1990 publication was printed.

LAW ENFORCEMENT OFFICERS FELONIOUSLY KILLED

1991

PLACES AND TIMES



January 1991

Sun	Mon	Tue	Wed	Thu	Fri	Sat
		1	2	3	4	5
6	7	8	9	10	11	12
13	14	15	16	17	18	19
20	21	22	23	24	25	26
27	28	29	30	31		



TABLE 7. LAW ENFORCEMENT OFFICERS FELONIOUSLY KILLED, 1982-1991
TIME OF DAY

Time of Day	Total	1982	1983	1984	1985	1986	1987	1988	1989	1990*	1991
Total	743	92	80	72	78	66	74	78	66	66	71
A.M.											
12:01 - 2	95	14	9	8	8	6	5	10	12	10	13
2:01 - 4	70	6	5	5	6	5	8	9	10	4	12
4:01 - 6	18	0	1	3	2	1	2	2	1	1	5
6:01 - 8	16	1	3	2	0	0	5	1	2	2	0
8:01 - 10	34	3	2	1	9	4	5	5	2	1	2
10:01 - Noon	43	7	7	3	3	4	2	7	4	3	3
P.M.											
12:01 - 2	48	6	7	4	6	4	3	4	3	5	6
2:01 - 4	50	9	5	7	3	5	5	5	4	4	3
4:01 - 6	89	8	10	11	7	11	11	10	9	5	7
6:01 - 8	75	11	10	4	8	10	10	8	3	7	4
8:01 - 10	116	18	12	10	19	10	13	9	6	11	8
10:01 - Midnight	89	9	9	14	7	6	5	8	10	13	8

*Includes 1 additional victim reported after the 1990 publication was printed.

Law Enforcement Officers Assaulted and Killed by Time of Day 1982 - 1991

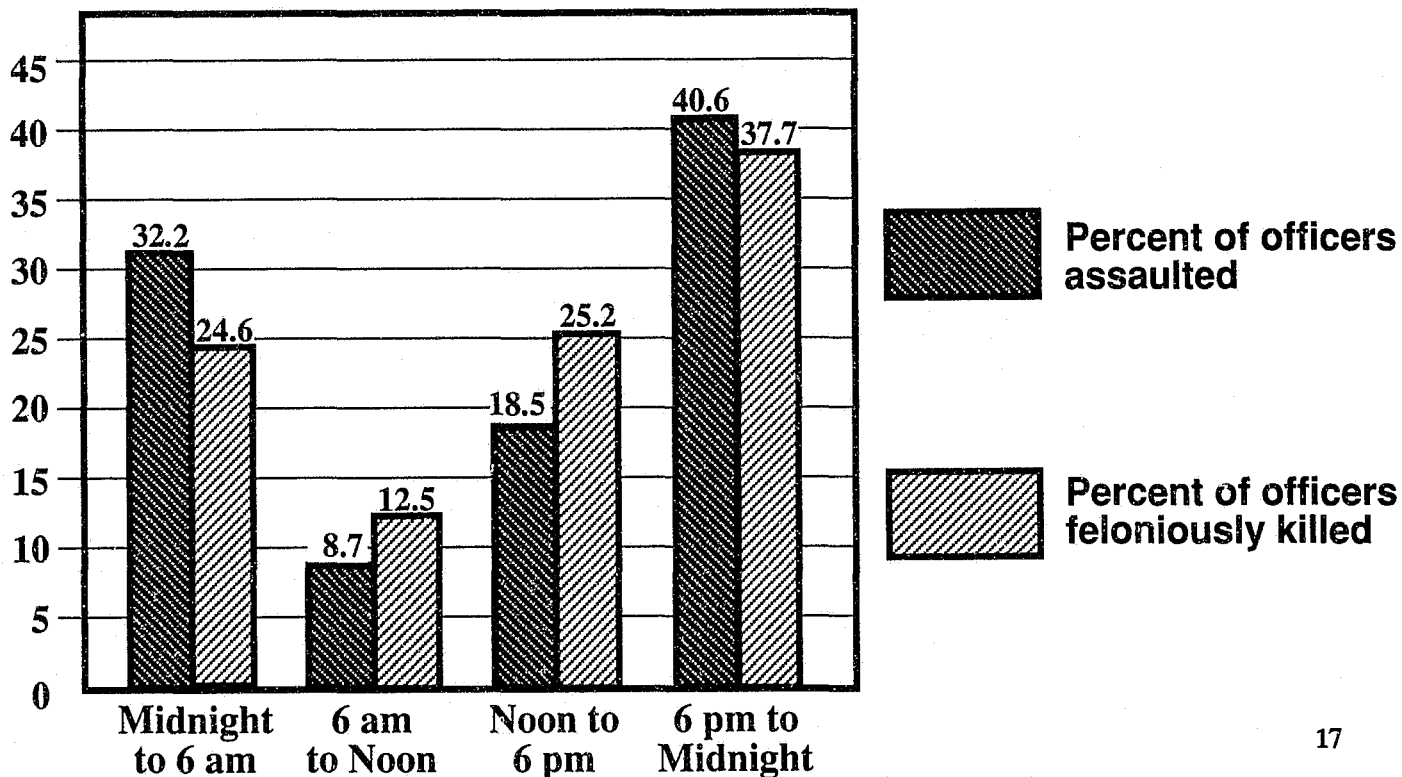


TABLE 8. LAW ENFORCEMENT OFFICERS FELONIOUSLY KILLED, 1982-1991
DAY OF WEEK

Day of Week	Total	1982	1983	1984	1985	1986	1987	1988	1989	1990*	1991
Total	743	92	80	72	78	66	74	78	66	66	71
Monday	102	12	9	7	8	9	10	14	12	10	11
Tuesday	130	15	17	15	19	9	7	14	13	12	9
Wednesday	95	14	13	4	6	12	10	9	9	7	11
Thursday	116	23	6	9	16	12	15	8	7	13	7
Friday	108	6	13	14	10	10	12	18	11	7	7
Saturday	107	13	13	13	11	8	13	9	9	8	10
Sunday	85	9	9	10	8	6	7	6	5	9	16

*Includes 1 additional victim officer reported after the 1990 publication was printed.

TABLE 9. LAW ENFORCEMENT OFFICERS FELONIOUSLY KILLED, 1982-1991
MONTH

Month	Total	1982	1983	1984	1985	1986	1987	1988	1989	1990*	1991
Total	743	92	80	72	78	66	74	78	66	66	71
January	92	9	12	10	5	8	12	7	10	7	12
February	68	11	7	5	6	8	6	8	7	4	6
March	74	5	7	10	13	5	6	5	10	8	5
April	60	5	6	1	11	8	6	1	4	6	12
May	45	5	6	2	7	7	3	2	4	6	3
June	67	4	7	7	5	7	4	10	5	12	6
July	56	9	8	4	4	6	9	8	2	3	3
August	53	10	6	3	7	3	3	6	7	4	4
September	69	12	5	11	7	4	9	6	3	6	6
October	50	10	4	5	2	2	5	9	6	4	3
November	57	5	6	5	8	5	5	11	4	3	5
December	52	7	6	9	3	3	6	5	4	3	6

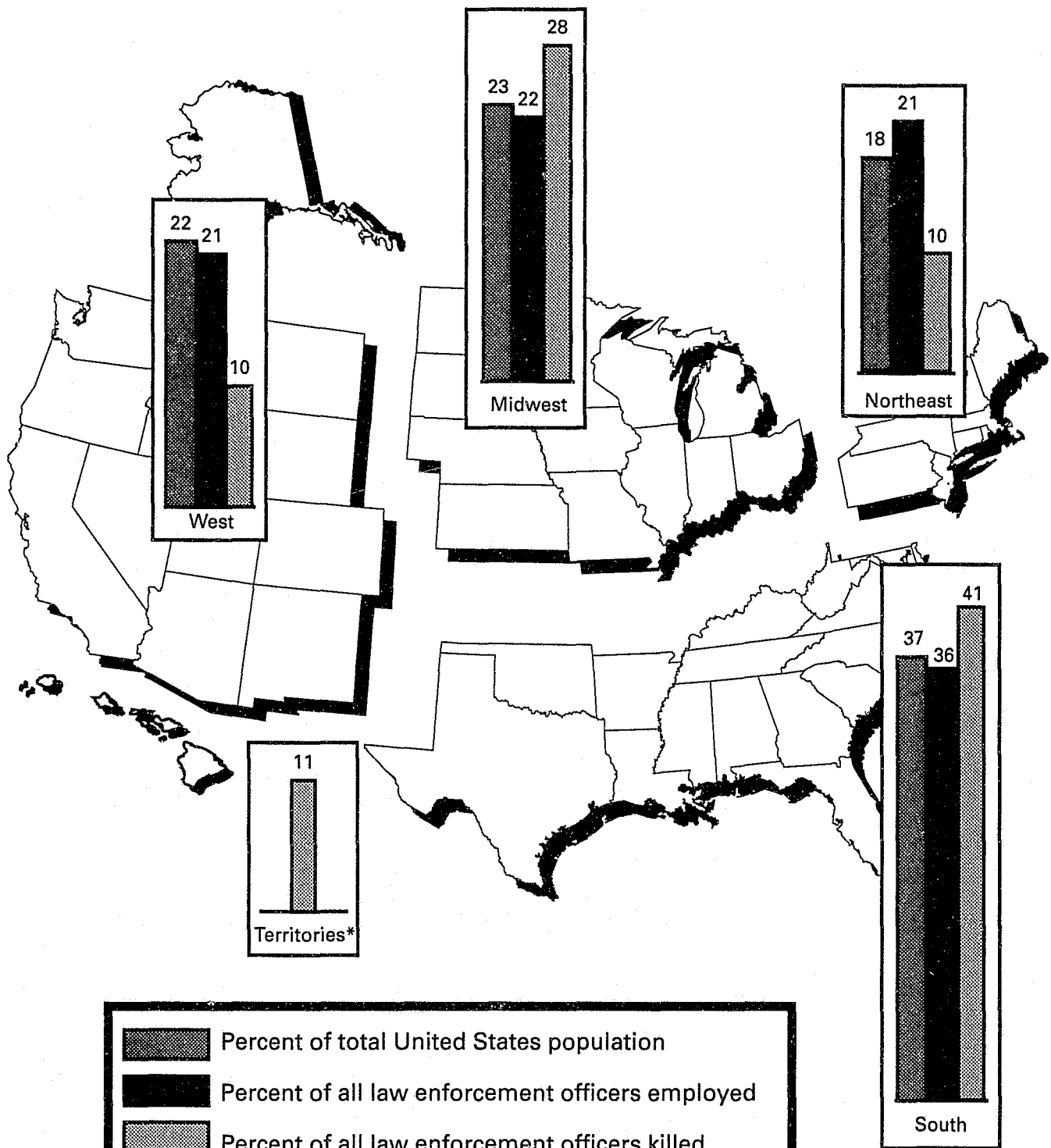
*Includes 1 additional victim officer reported after the 1990 publication was printed.

**TABLE 10. LAW ENFORCEMENT OFFICERS FELONIOUSLY KILLED, 1991
POPULATION GROUP BY TYPE OF ASSIGNMENT**

Population Group of Victim Officer's Agency	Type of Assignment								Off Duty
	Total	2-Officer Vehicle	1-Officer Vehicle		Foot Patrol		Detective/ Special Assignment		
			Alone	Assisted	Alone	Assisted	Alone	Assisted	
Total	71	7	27	11	0	0	4	10	12
Group I (cities 250,000 and over)	16	3	5	0	0	0	0	4	4
Group II (cities 100,000 - 249,999)	4	0	1	2	0	0	0	0	1
Group III (cities 50,000 - 99,999)	1	0	1	0	0	0	0	0	0
Group IV (cities 25,000 - 49,999)	3	0	1	2	0	0	0	0	0
Group V (cities 10,000 - 24,999)	2	0	1	1	0	0	0	0	0
Group VI (cities under 10,000)	9	4	1	1	0	0	0	1	2
Suburban Counties	8	0	4	1	0	0	0	1	2
Rural Counties	12	0	5	2	0	0	1	3	1
State Agencies	7	0	6	1	0	0	0	0	0
U.S. Territories	8	0	2	1	0	0	3	0	2
Federal Agencies	1	0	0	0	0	0	0	1	0

LAW ENFORCEMENT OFFICERS KILLED, 1991

BY REGION



(due to rounding, percentages may not add to 100)

* 1991 United States Territory population data not available.

**TABLE 11. LAW ENFORCEMENT OFFICERS FELONIOUSLY KILLED, 1982-1991
REGION, DIVISION, AND STATE**

Area	Total	1982	1983	1984	1985	1986	1987	1988	1989	1990*	1991
Total	743	92	80	72	78	66	74	78	66	66	71
NORTHEAST	81	7	5	10	11	6	12	7	9	7	7
New England	14	0	1	1	4	0	2	2	1	1	2
Connecticut	2	0	0	0	0	0	1	0	0	0	1
Maine	2	0	0	0	0	0	0	1	1	0	0
Massachusetts	10	0	1	1	4	0	1	1	0	1	1
New Hampshire	0	0	0	0	0	0	0	0	0	0	0
Rhode Island	0	0	0	0	0	0	0	0	0	0	0
Vermont	0	0	0	0	0	0	0	0	0	0	0
Middle Atlantic	67	7	4	9	7	6	10	5	8	6	5
New Jersey	9	0	0	3	4	1	1	0	0	0	0
New York	41	7	1	5	1	2	9	4	7	2	3
Pennsylvania	17	0	3	1	2	3	0	1	1	4	2
MIDWEST	140	21	13	10	14	11	17	12	8	14	20
East North Central	99	15	9	9	7	10	13	10	4	10	12
Illinois	30	6	2	2	3	4	3	3	2	3	2
Indiana	10	0	2	1	0	1	2	3	0	0	1
Michigan	32	4	3	3	1	3	4	4	1	3	6
Ohio	17	3	2	3	0	2	4	0	1	1	1
Wisconsin	10	2	0	0	3	0	0	0	0	3	2
West North Central	41	6	4	1	7	1	4	2	4	4	8
Iowa	2	0	0	1	1	0	0	0	0	0	0
Kansas	7	2	0	0	1	1	0	1	1	0	1
Minnesota	9	3	0	0	1	0	0	1	1	1	2
Missouri	17	0	2	0	3	0	3	0	2	2	5
Nebraska	2	0	0	0	0	0	1	0	0	1	0
North Dakota	2	0	2	0	0	0	0	0	0	0	0
South Dakota	2	1	0	0	1	0	0	0	0	0	0
SOUTH	342	42	37	37	36	32	28	38	32	31	29
South Atlantic	152	18	14	17	17	16	15	13	14	16	12
Delaware	0	0	0	0	0	0	0	0	0	0	0
District of Columbia	4	2	0	0	1	0	1	0	0	0	0
Florida	55	7	6	6	1	7	8	8	3	7	2
Georgia	29	1	1	4	3	5	3	2	4	2	4
Maryland	11	1	3	1	1	2	0	0	1	2	0
North Carolina	14	2	0	2	4	0	1	0	0	1	4
South Carolina	15	2	2	0	3	0	1	1	1	3	2
Virginia	20	2	2	4	3	2	1	2	3	1	0
West Virginia	4	1	0	0	1	0	0	0	2	0	0

**TABLE 11. LAW ENFORCEMENT OFFICERS FELONIOUSLY KILLED, 1982-1991
REGION, DIVISION, AND STATE - Continued**

Area	Total	1982	1983	1984	1985	1986	1987	1988	1989	1990*	1991
East South Central	72	9	9	7	7	8	5	7	6	9	5
Alabama	18	4	2	1	5	3	3	0	0	0	0
Kentucky	13	0	2	1	0	3	1	2	1	2	1
Mississippi	24	1	2	4	2	2	1	3	5	3	1
Tennessee	17	4	3	1	0	0	0	2	0	4	3
West South Central	118	15	14	13	12	8	8	18	12	6	12
Arkansas	14	2	1	5	1	1	0	2	0	0	2
Louisiana	17	3	0	3	1	0	1	3	4	2	0
Oklahoma	11	1	2	1	3	2	0	1	0	1	0
Texas	76	9	11	4	7	5	7	12	8	3	10
WEST	132	18	18	13	10	13	16	19	9	9	7
Mountain	52	8	6	3	1	7	7	10	3	3	4
Arizona	22	4	3	1	0	3	3	5	1	0	2
Colorado	10	2	1	0	0	2	3	2	0	0	0
Idaho	1	0	0	0	0	0	0	0	1	0	0
Montana	5	0	0	1	1	0	0	0	1	2	0
Nevada	3	0	0	1	0	0	0	1	0	1	0
New Mexico	8	1	1	0	0	2	1	1	0	0	2
Utah	2	1	0	0	0	0	0	1	0	0	0
Wyoming	1	0	1	0	0	0	0	0	0	0	0
Pacific	80	10	12	10	9	6	9	9	6	6	3
Alaska	7	1	1	1	1	2	0	0	1	0	0
California	58	7	9	6	6	3	5	9	5	5	3
Hawaii	4	0	1	0	0	0	2	0	0	1	0
Oregon	2	1	0	1	0	0	0	0	0	0	0
Washington	9	1	1	2	2	1	2	0	0	0	0
U.S. TERRITORIES	47	4	7	2	6	4	1	2	8	5	8
American Samoa	1	0	0	0	0	0	0	1	0	0	0
Guam	1	0	1	0	0	0	0	0	0	0	0
Mariana Islands	2	1	1	0	0	0	0	0	0	0	0
Puerto Rico	42	3	5	2	6	4	1	1	8	5	7
U.S. Virgin Islands	1	0	0	0	0	0	0	0	0	0	1
FOREIGN	1	0	0	0	1	0	0	0	0	0	0

*Includes 1 additional victim reported after the 1990 publication was printed.

LAW ENFORCEMENT OFFICERS
FELONIOUSLY KILLED

1991

CIRCUMSTANCES
SURROUNDING DEATHS

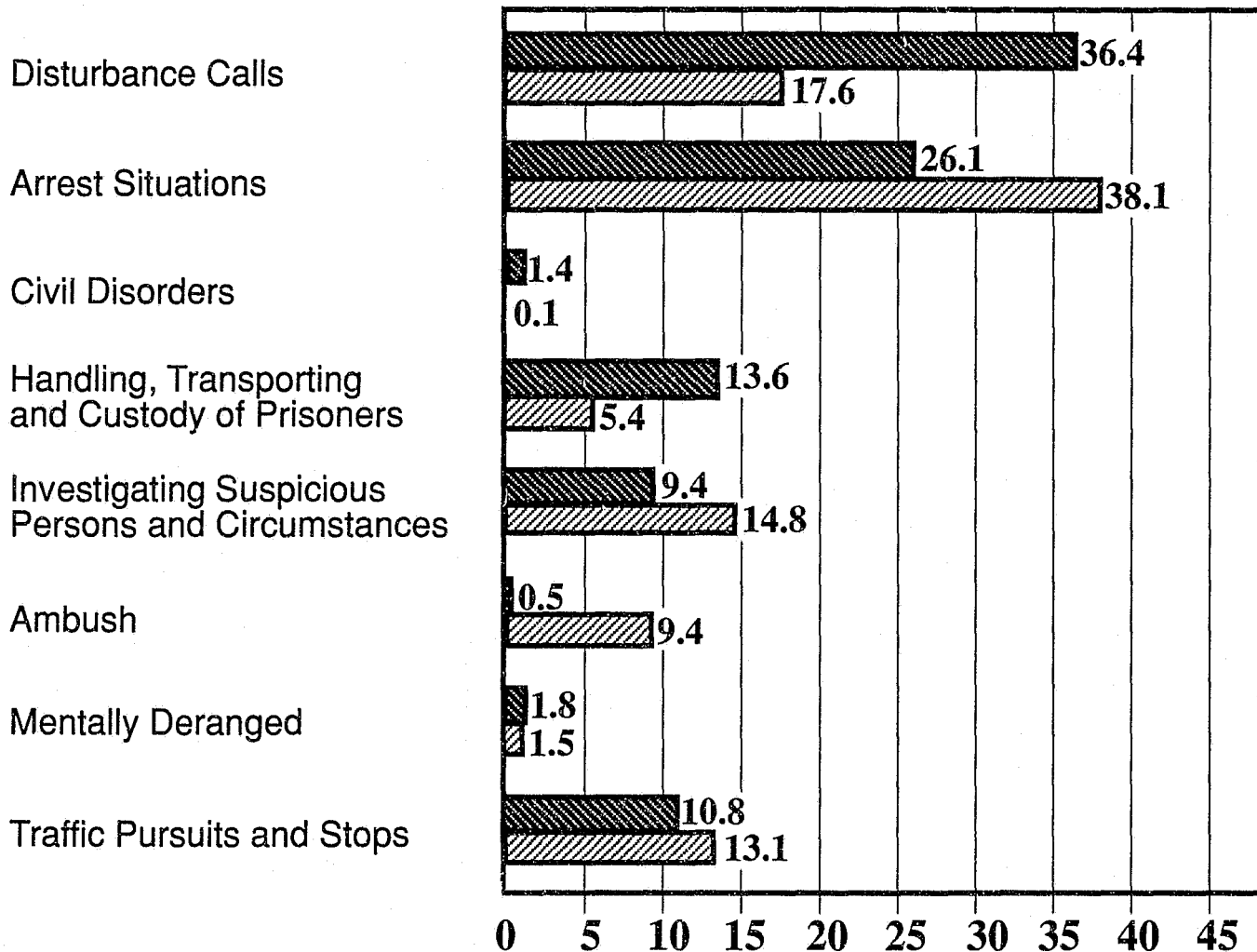


**TABLE 12. LAW ENFORCEMENT OFFICERS FELONIOUSLY KILLED, 1982-1991
CIRCUMSTANCES AT SCENE OF INCIDENT**

Circumstances at Scene of Incident	Total	1982	1983	1984	1985	1986	1987	1988	1989	1990*	1991
Total	743	92	80	72	78	66	74	78	66	66	71
Disturbance Calls	131	18	15	8	13	7	23	7	13	10	17
Bar fights, man with gun, etc.	71	11	10	7	6	5	10	4	5	5	8
Family quarrels	60	7	5	1	7	2	13	3	8	5	9
Arrest Situations	283	36	31	33	29	26	27	33	24	30	14
Burglaries in progress/pursuing burglary suspects	27	3	4	2	4	1	6	3	0	1	3
Robberies in progress/pursuing robbery suspects	91	14	11	9	12	9	4	7	8	13	4
Drug-related matters	59	5	6	4	6	7	4	12	7	5	3
Attempting other arrests	106	14	10	18	7	9	13	11	9	11	4
Civil Disorders (Mass disobedience, riot, etc.)	1	1	0	0	0	0	0	0	0	0	0
Handling, Transporting, Custody of Prisoners	40	3	3	3	4	5	6	2	6	2	6
Investigating Suspicious Persons/Circumstances	110	11	10	12	9	11	5	23	10	9	10
Ambush Situations	70	9	9	8	7	4	4	6	4	8	11
Entrapment/premeditation	38	7	6	4	5	2	3	2	2	2	5
Unprovoked attack	32	2	3	4	2	2	1	4	2	6	6
Mentally Deranged	11	2	1	0	0	3	1	1	2	1	0
Traffic Pursuits/Stops	97	12	11	8	16	10	8	6	7	6	13

*Includes 1 additional victim officer reported after the 1990 publication was printed.

Law Enforcement Officers Assaulted and Killed Circumstances at Scene, 1982 - 1991



Percent of 558,827 Officers assaulted



Percent of 743 Officers feloniously killed

**TABLE 13. LAW ENFORCEMENT OFFICERS FELONIOUSLY KILLED, 1982-1991
CIRCUMSTANCES BY TYPE OF ASSIGNMENT**

Circumstances at Scene of Incident	Type of Assignment								Off Duty
	Total	2-Officer Vehicle	1-Officer Vehicle		Foot Patrol		Detective/ Special Assignment		
			Alone	Assisted	Alone	Assisted	Alone	Assisted	
Total	743	94	237	121	4	3	51	131	102
Disturbance Calls	131	25	39	36	0	0	1	12	18
Bar fights, man with gun, etc.	71	13	15	18	0	0	1	10	14
Family quarrels	60	12	24	18	0	0	0	2	4
Arrest Situations	283	28	47	43	2	2	17	91	53
Burglaries in progress/ pursuing burglary suspects	27	7	11	5	0	0	0	2	2
Robberies in progress/ pursuing robbery suspects	91	8	14	9	1	2	5	8	44
Drug-related matters	59	4	2	5	0	0	7	41	0
Attempting other arrests	106	9	20	24	1	0	5	40	7
Civil Disorders (Mass disobedience, riot, etc.)	1	0	0	0	0	0	0	1	0
Handling, Transporting, Custody of Prisoners	40	8	10	1	0	0	12	9	0
Investigating Suspicious Persons/Circumstances	110	12	51	18	1	1	7	13	7
Ambush Situations	70	6	22	7	1	0	12	4	18
Entrapment/premeditation	38	3	9	7	1	0	5	1	12
Unprovoked attack	32	3	13	0	0	0	7	3	6
Mentally Deranged	11	3	3	5	0	0	0	0	0
Traffic Pursuits/Stops	97	12	65	11	0	0	2	1	6

**TABLE 14. LAW ENFORCEMENT OFFICERS FELONIOUSLY KILLED, 1991
CIRCUMSTANCES BY TYPE OF ASSIGNMENT**

Circumstances at Scene of Incident	Type of Assignment								Off Duty
	Total	2-Officer Vehicle	1-Officer Vehicle		Foot Patrol		Detective/ Special Assignment		
			Alone	Assisted	Alone	Assisted	Alone	Assisted	
Total	71	7	27	11	0	0	4	10	12
Disturbance Calls	17	3	4	7	0	0	0	1	2
Bar fights, man with gun, etc.	8	1	1	3	0	0	0	1	2
Family quarrels	9	2	3	4	0	0	0	0	0
Arrest Situations	14	1	3	2	0	0	0	4	4
Burglaries in progress/ pursuing burglary suspects	3	1	1	0	0	0	0	1	0
Robberies in progress/ pursuing robbery suspects	4	0	1	0	0	0	0	0	3
Drug-related matters	3	0	0	1	0	0	0	2	0
Attempting other arrests	4	0	1	1	0	0	0	1	1
Civil Disorders (Mass disobedience, riot, etc.)	0	0	0	0	0	0	0	0	0
Handling, Transporting, Custody of Prisoners	6	0	2	1	0	0	0	3	0
Investigating Suspicious Persons/Circumstances	10	1	6	1	0	0	1	1	0
Ambush Situations	11	0	2	0	0	0	3	1	5
Entrapment/premeditation	5	0	1	0	0	0	0	0	4
Unprovoked attack	6	0	1	0	0	0	3	1	1
Mentally Deranged	0	0	0	0	0	0	0	0	0
Traffic Pursuits/Stops	13	2	10	0	0	0	0	0	1

**LAW ENFORCEMENT OFFICERS
FELONIOUSLY KILLED**

1991

**PROFILES OF VICTIM
OFFICERS AND ASSAILANTS**



TABLE 15. PROFILE OF VICTIM OFFICERS, 1982-1991

Victim Officers	1991	1982-1986	1987-1991*	1982-1991*
Total	71	388	355	743
Under 25 Years of Age	5	29	31	60
From 25 through 30 Years of Age	19	107	73	180
From 31 through 40 Years of Age	26	151	135	286
Over 40 Years of Age	21	101	116	217
Average Years of Age	36	36	37	36
Male	68	377	347	724
Female	3	11	8	19
White	62	337	312	649
Black	9	49	42	91
Asian/Pacific Islander	0	1	1	2
American Indian/Alaskan Native	0	1	0	1
Less than 1 Year of Service	4	18	17	35
From 1 through 4 Years of Service	27	107	97	204
From 5 through 10 Years of Service	17	137	96	233
Over 10 Years of Service	22	126	144	270
Years of Service Not Reported	1	0	1	1
Average Years of Service	8	8	9	9
Average Height	5'11"	5'11"	5'10"	5'11"
In Uniform	52	262	248	510
Wearing Protective Body Armor	24	84	99	183

* Includes 1 additional victim reported after the 1990 publication was printed.

**TABLE 16. PROFILE OF PERSONS IDENTIFIED IN THE FELONIOUS KILLING OF
LAW ENFORCEMENT OFFICERS, 1982-1991**

Persons Identified	1991	1982- 1986	1987- 1991*	1982- 1991*
Total	96	519	480	999
Under 18 Years of Age	9	36	43	79
From 18 through 29 Years of Age	58	286	255	541
Average Age	26	29	28	29
Male	95	504	461	965
Female	1	15	19	34
White	52	294	269	563
Black	43	208	198	406
Asian/Pacific Islander	1	11	8	19
American Indian/Alaskan Native	0	6	5	11
Prior Criminal Arrest	58	395	350	745
Convicted on Prior Criminal Charge	44	306	270	576
Prior Arrest for Crime of Violence	27	178	182	360
On Parole or Probation at Time of Killing	22	141	113	254
Prior Arrest for Murder	1	28	22	50
Prior Arrest for Drug Law Violation	29	109	128	237
Prior Arrest for Assaulting an Officer or Resisting Arrest	8	60	53	113
Prior Arrest for Weapons Violation	17	199	177	376

* Includes 1 additional victim reported after the 1990 publication was printed.

TABLE 17. DISPOSITION OF PERSONS IDENTIFIED IN THE FELONIOUS KILLING OF LAW ENFORCEMENT OFFICERS, 1980-1989

Persons Identified	1980-1984	1985-1989	1980-1989
Known Persons	619	494*	1,113*
Fugitives	3	3	6
Justifiably Killed	82	60	142
Committed Suicide	23	25	48
Arrested and Charged	511	405	916
Arrested and Charged	511	405	916
Guilty of Murder	383	274	657
Guilty of Lesser Offense Related to Murder	42	37	79
Guilty of Crime Other Than Murder	15	25	40
Acquitted or Otherwise Dismissed	51	44	95
Committed to Mental Institution	11	5	16
Case Pending or Disposition Unknown	1	15	16
Died in Custody	8	5	13

* One offender was murdered while at large.

LAW ENFORCEMENT OFFICERS
FELONIOUSLY KILLED

1991

SUMMARIES OF INCIDENTS



Seventy-one law enforcement officers were slain while upholding
our Nation's laws during 1991

ARIZONA

A 41-year-old sergeant with the Arizona Department of Public Safety died on January 8 as a result of gunshot wounds received the day before. The sergeant was a supervisor of the Santa Cruz County Metropolitan Task Force which was comprised of state and local agencies. At approximately 7:30 p.m., task force members were conducting a drug surveillance in Nogales when the sergeant and a Nogales Police Department officer stopped a vehicle suspected of containing drugs. The only occupant of the vehicle, the 18-year-old male driver, was requested to open the trunk. After doing so, he fled on foot with both officers in pursuit. After running a short distance, the male removed a Manurhin Model P1 9-millimeter semiautomatic handgun from his waistband and fired at the sergeant, striking him in the abdomen and arm. The Nogales officer returned fire, killing the male. The sergeant, not wearing protective body armor when slain, was a 17-year veteran of law enforcement.

At approximately 11:30 a.m. on September 4, a Phoenix Police Department officer was slain after responding to a disturbance call. The 19-year veteran responded to a call of shots being fired from a local residence at individuals walking and working in the area. Upon arrival before he could exit his patrol unit, he was immediately fired upon and struck three times in the neck and throat by rounds from a Marlin Model 60 .22-caliber semiautomatic rifle. He was not wearing protective body armor. Seconds later, a backup officer arrived and was wounded in the leg as he attempted to assist the 43-year-old victim officer. Negotiations were established with the 35-year-old gunman inside the residence. He, however, refused to surrender and subsequently committed suicide. The shooting spree also resulted in the death of one civilian and the wounding of six others.

ARKANSAS

On February 13 at approximately 2:10 a.m., a 33-year-old patrolman with the Little Rock Police Department for nearly 3 years was shot and killed. Off duty and in civilian clothes, the patrolman was sitting at the counter of a local restaurant when a male entered and sat in a booth near the cash register. A second male entered, pointed a rifle at an employee, and demanded money from the register. In an attempt to thwart the robbery, the patrolman disarmed the man with the rifle, but a struggle ensued and both fell to the floor. As the patrolman attempted to draw his service weapon, the male who had first entered the restaurant picked up the rifle and struck the officer in the head. Allegedly, the males obtained the patrolman's Sigarms Model P226 9-millimeter service weapon, and one of them

shot him three times in the chest. As the assailants fled out the door, one turned and fired another shot at the patrolman as he lay wounded. The victim patrolman was not wearing protective body armor. A 16-year-old male was apprehended later that day, while a second, 18 years of age, was taken into custody the following day. Both have been charged with Capital Felony Murder.

On April 15 at approximately 7:15 p.m., a 27-year-old patrolman with the Pocahontas Police Department for 2 years was shot and killed. The patrolman had responded as backup to a domestic disturbance call at a local residence where a husband and wife, who were engaged in divorce proceedings, were having an argument. After talking with the couple, the patrolman and other officer felt the situation was under control and left the scene. About 15 minutes later, both officers were dispatched again to the same location in response to a second disturbance call. Arriving first, the patrolman, not wearing body armor, pulled his cruiser into the driveway as the husband came out of his residence. While the patrolman was exiting his vehicle, the husband allegedly shot him in the chest with a 12-gauge shotgun (believed to be a Winchester Model 1400). The other officer arrived at this time, saw the husband run back into the house, and heard two gunshots. The 32-year-old husband then stumbled outside with an apparent self-inflicted wound to the lower jaw. He was hospitalized and subsequently charged with Murder.

CALIFORNIA

Shortly after midnight on February 11, an officer with the Los Angeles Police Department was shot and killed. The 34-year-old officer and her partner were on patrol when they observed two men carrying liquor on the street. As the officers stopped at a nearby corner to investigate this possible drinking in public violation, one of the men approached the passenger side of the police cruiser, drew a Smith and Wesson Model 686 .357-magnum revolver from under his clothing, and fired several shots at the officers. The officer, still seated in the cruiser and wearing protective body armor, was struck once in the face. Her partner exited the police car on the driver's side and positioned himself at the rear of the cruiser. In the ensuing exchange of gunfire, the partner shot and killed the 32-year-old assailant. The officer had less than 1 year of law enforcement service.

At approximately 5:15 a.m. on September 17, a 24-year-old patrolman with the San Diego Police Department for nearly 2 years was slain. The patrolman and his partner responded as backup to a domestic disturbance call at an apartment complex where a woman had been beaten and

her assailant had fled the scene. Prior to their arrival, the officers were advised by radio of the suspect's description and that he was possibly armed. Upon arriving at the apartment complex, the officers drove through the parking lot and saw a male they thought matched the suspect's description backing a vehicle out of a parking space. They aimed and activated the cruiser's spotlight on the suspect vehicle which stopped. Both officers exited the cruiser with the patrolman on the passenger side. The driver of the suspect vehicle exited, drew a Colt Gold Cup .45-caliber semiautomatic handgun, and fired three shots in the victim patrolman's direction. The first round struck the patrolman in the throat, spinning him to his right. The second bullet struck him in the left arm spinning him around so that the third shot entered his left upper back just above his protective vest. His partner returned gunfire at the driver who fled on foot, and then he attempted to aid the mortally wounded patrolman. Responding SWAT officers conducted a door-to-door search of the apartment complex until the male, who had been wounded by the patrolman's partner, was located hiding in some heavy brush. As officers converged on him, a shot was heard. Thinking the male was firing at them, the officers returned gunfire. Hidden behind a vehicle, the 34-year-old male was found dead from a self-inflicted head wound.

At approximately 3 a.m. on October 21, a 32-year-old deputy with the Shasta County Sheriff's Department was slain. After a slight struggle while arresting two males for public drunkenness, the deputy transported them 20 miles to the Burney Division of the Shasta County Sheriff's Department. While one male, aged 22, was removed from the cruiser and taken into the station, the other, a 23-year-old male, managed to remove his handcuffs. Reaching under the security screen within the police cruiser, he obtained a bag from the right front seat and removed the deputy's Smith and Wesson Model 469 9-millimeter semiautomatic service weapon. As the first male was returned to the patrol unit, the second male was then taken to the station for booking. After these procedures were completed and the arrestee returned to the cruiser, the deputy departed with both males en route to Redding. About 2 miles outside Burney, the deputy, wearing a protective vest, was shot in the back of the head. The cruiser crashed, and the arrestees either shot or kicked the left rear window out, exited the cruiser, and shot the 9-year veteran deputy in the chest. Five days later, both males were taken into custody after walking 23 miles through a forest and rugged terrain. One male was charged with Murder while charges for the other are pending.

CONNECTICUT

At approximately 3 a.m. on June 5, a 28-year-old trooper with the Connecticut State Police for 4 years was slain. While on vehicle patrol in North Windham, the trooper stopped to check a gun store that had previously been burglarized. Unknown to him, two men were in the process of burglarizing the shop. They observed the trooper's cruiser approach the front of the store and saw him begin to check the area with the vehicle's spotlight. As the cruiser approached the side of the building where the men were hiding, one allegedly opened fire on the trooper, shooting through the cruiser's doors and windows. Nineteen rounds from a Wilkinson Arms Model Linda 9-millimeter semiautomatic handgun were fired. A fatal round struck the trooper under the arm above his protective vest. Two suspects, aged 21 and 18, were apprehended the following day. One has been charged with Capital Murder, Felony Murder, Burglary, and Larceny.

FLORIDA

On January 18 at approximately 8:10 p.m., a 29-year-old patrolman with the Ft. Pierce Police Department for nearly 4 years was shot and killed. After stopping a vehicle going the wrong direction on a one-way street, the patrolman ran record checks on the driver who had given several false names. Since no driver's license could be identified, the patrolman arrested the driver and had him exit the vehicle. While attempting to handcuff him, a struggle ensued during which the driver obtained the patrolman's Sigarms Model P226 9-millimeter semiautomatic service weapon. The patrolman was shot once and collapsed on the street. Allegedly, the driver then stood over the patrolman and shot him 12 more times. Although the patrolman was wearing body armor, many of the shots were below his vest. A total of nine rounds entered the patrolman's body; his vest stopped four. An 18-year-old suspect on probation for burglary charges was apprehended about an hour later and charged with Murder.

After stopping a stolen vehicle, a 28-year-old patrolman with the Miami Springs Police Department for over 1 year was fatally wounded. At approximately 9 p.m. on June 11, the patrolman observed a suspicious vehicle and radioed the license tag number to the dispatcher who advised it was stolen. Before backup units arrived, the patrolman, not wearing body armor, attempted to take the driver into custody. A struggle ensued and the driver reportedly struck the patrolman in the head with the patrolman's hand-held radio. Although severely injured, the patrolman attempted to handcuff the driver who allegedly obtained the officer's

Glock Model 17 9-millimeter semiautomatic service weapon and shot him twice in the chest. Taking the service weapon, the assailant fled the scene. A 24-year-old male was subsequently arrested and charged with First-Degree Murder, Armed Robbery, and Possession of a Firearm During the Commission of a Felony.

GEORGIA

Upon responding to a residential robbery in progress, a DeKalb County Department of Public Safety officer was fatally wounded shortly before midnight on April 7. Three robbers and three robbery victims were inside the Stone Mountain dwelling when the officer arrived at the scene. After disarming one robber and freeing the victim he was holding, the officer was shot when a second robber emerged from cover. One round from a Titan .25-caliber semiautomatic handgun entered the officer's side between the panels of his vest. The officer managed to return fire, wounding his assailant. The three robbery suspects along with two accomplices, all males ranging in age from 17 to 28, were apprehended within 24 hours of the incident. The 27-year-old officer had 2 years of law enforcement service.

On June 8 at approximately 1 p.m., a 46-year-old captain with the Tift County Sheriff's Office for 25 years was shot and killed. The captain had responded to a call for assistance from officers at the scene of a domestic disturbance in Tifton. The initial complaint involved an argument between a husband and wife during which the husband threatened his wife and daughter with a handgun. When the first officers arrived, the husband retreated to an outbuilding from which he pointed a shotgun and handgun but refused to communicate. Hearing a gunshot within the building, the officers thought the husband had killed himself when the captain and the Tift County Sheriff arrived at the scene. The sheriff, however, called out to the husband, who then responded. Following the sheriff who had walked up the steps of the building, the captain was shot once with a Colt Cobra .38-caliber revolver. Not wearing body armor, he was killed by a wound to the chest. Other officers returned gunfire, wounding the 55-year-old husband. He was taken into custody and charged with Murder, Felony Murder, and three counts of Aggravated Assault.

A 27-year-old patrolman with the Fulton County Police Department for over 3 years was shot and killed at approximately 8:15 p.m. on August 19. Responding to a call of a person shot in a local neighborhood, the patrolman and his partner found a woman suffering from a gunshot wound to the leg. She and a friend were working in an open garage behind her residence when the shooting occurred and could provide little information. After stabilizing the

woman, the patrolman and his partner began to search the neighborhood for her assailant. As the patrolman, wearing a protective vest, approached the residence adjacent to the wounded woman's house, the garage door opened and he was shot once in the head by a male wielding a Remington Arms Model 760 .30-06 caliber pump rifle. SWAT members arrived at the scene and the assailant, who was responsible for both shootings, was killed in the ensuing gun battle. It was later determined that the 57-year-old male had a history of mental disorders.

At approximately 5 p.m. on December 21, a 32-year-old patrolman with the Atlanta Police Department for over 3 years was shot and killed. While investigating several suspicious individuals at a housing complex, the patrolman was approached from the rear by a male. Haranguing the patrolman for constantly patrolling the area to investigate drug activity, the man allegedly struck the officer from behind causing him to fall. Reportedly, he then shot the patrolman, who was wearing a protective vest, in the back of the head with a Smith and Wesson 9-millimeter handgun. Fleeing the scene, the 20-year-old man was subsequently arrested and charged with Capital Murder.

ILLINOIS

An officer with the Chicago Police Department was shot and killed on January 7 at approximately 4:40 p.m. The 28-year-old officer and his partner were seated in the front of their patrol unit questioning a male who was in the back seat handcuffed with his hands in front. Allegedly, the 23-year-old male produced a Charter Arms .38-caliber revolver from his boot and shot both officers in the back of the head, killing the victim officer and wounding his partner. He then took the partner's .45-caliber semiautomatic service weapon and handcuff key, freed himself, and fled the scene. The male, on probation following conviction of drug charges, was apprehended at approximately 11 p.m. and charged with Murder and Escape. The murder weapon and the partner's service weapon were recovered. The victim officer, with 4 years of law enforcement service, was not wearing body armor.

Shortly before midnight on August 15, a 40-year-old officer with the Chicago Housing Authority Police Department was fatally wounded. The victim and two fellow officers had just been relieved from a detail where they were posted at the base of a 16-story building guarding against gang vandalism. Approaching their parked patrol units, the officers were walking in a single file with the victim officer last in line. Without warning, a gunshot was heard and the victim officer collapsed on the street. Although wearing a protective vest, he had been struck by a round fired from a

Colt Model AR-15 .223-caliber semiautomatic rifle which went through his left and then right upper thighs, becoming embedded in a radio he was carrying on his right side. With the help of a citizen, the officer's partners placed him in a patrol unit and took him to a local hospital where he succumbed to his wounds on the morning of August 17. Subsequently, in a joint effort along with the Chicago Police Department, three males, aged 20, 18, and 13, were arrested and charged with First-Degree Murder. The victim officer had 2 years of law enforcement service.

INDIANA

A patrolman with the Muncie Police Department for over 4 years died on January 8 as a result of gunshot wounds received on December 28, 1990. After hearing a radio dispatch shortly after 1 a.m. concerning a one-car accident, the 32-year-old patrolman advised the dispatcher that he was about two blocks away and would respond to the location. Another officer, initially directed to respond, continued to the scene to assist. Upon arriving at the accident site, the patrolman observed a male walking away, briefly detained him, but allowed him to leave after he denied any knowledge of the incident. At this time, the other officer arrived and the two found that a commercial pickup truck had slid into a 2-foot-high wall of railroad ties. After radioing for a police wrecker, the officers surmised that the man detained earlier might have been involved in the accident. In separate vehicles, hampered by heavy snow falling and bad driving conditions, they began searching for the suspect. Several blocks away, the assisting officer found a male crawling underneath a car and notified the patrolman, who arrived shortly and identified him. Learning the man worked for the company that owned the wrecked pickup truck, the officers arrested him for intoxication. The patrolman handcuffed the male with his hands behind him, leaned him over the patrol unit, and searched him. Not finding any weapons, the patrolman placed the man in the rear seat on the driver's side and drove back to the accident scene. No one at the scene could identify the suspect as the driver; however, work shirts with his name on them were found inside the pickup truck. The officers decided that the patrolman would transport the suspect to jail while the other remained at the scene to complete the accident report and wait for the police wrecker. At about 1:30 a.m., the patrolman advised the police dispatcher that he was en route to the jail with one prisoner. Less than 1/2 mile from the jail, the patrolman, who was wearing protective body armor, was shot five times in the back of the head with Tanfoglio Model GT 27 .25-caliber semiautomatic handgun. Two Delaware County police officers leaving the jail saw the patrolman's cruiser swerve, run off the road, and

come to rest against a wire fence. The officers removed the suspect from the car and tried to assist the mortally wounded patrolman. On the floor of the cruiser's rear seat, they found the .25-caliber handgun. The 20-year-old suspect was arrested, taken to the Delaware County Jail, and subsequently charged with Murder. Followup investigation revealed that 8 days before the incident, a burglary occurred at the company where the suspect was employed. The murder weapon found on the rear seat floor of the patrolman's cruiser was identified as having been taken during the burglary.

KANSAS

After effecting a traffic stop of a van, an 8-year veteran deputy with the Sedgwick County Sheriff's Department was fatally wounded. Shortly after 11 p.m. on May 12, the 30-year-old deputy stopped a van containing three males in South Wichita. He was attempting to arrest one of the passengers, an alleged parole violator, when a fight ensued between the two. During the fight, the van's driver, who was the parolee's brother, exited and allegedly shot the deputy in the leg and head with a Smith and Wesson Model 19 .357-magnum revolver. A 42-year-old suspect was apprehended the next morning and charged with First-Degree Murder.

KENTUCKY

After a traffic stop of a suspected drunk driver, a 16-year veteran officer with the Stanford Police Department was shot and killed on January 20. While on patrol with his sergeant, the 41-year-old officer was flagged down by a citizen who advised them that a male had just left a party where alcohol and drugs were being used. Locating the vehicle and observing the driver violate two traffic laws, the officers stopped the vehicle. Approaching the driver's side, the officer was within 5 feet when the male allegedly fired one shot from a Smith and Wesson .357-magnum revolver. The officer, not wearing body armor, was struck in the left shoulder by a round which entered his upper torso, killing him immediately. As the assailant sped away, the sergeant returned gunfire, possibly striking him once. During his flight, the assailant was involved in an accident, commandeered the car of a passerby who stopped to offer assistance, and kidnaped his three passengers. Shortly thereafter, he released the hostages unharmed. Since numerous law enforcement agencies had been notified, the assailant was subsequently stopped by Williamsburg Police Department officers. During the ensuing gun battle, the 32-year-old alleged assailant was wounded, taken into custody, and charged with Capital Murder. The male was known to the officers through previous law enforcement

encounters. When the male was a juvenile, he had allegedly shot at the victim officer, who was employed as a Lincoln County deputy sheriff at the time.

MASSACHUSETTS

On October 28, a 24-year veteran patrolman with the Boston Police Department was killed in a bomb explosion. The 50-year-old patrolman and his partner, both assigned to the bomb squad, responded to the complaint of a suspicious package at a local residence at around 11 a.m. Upon their arrival, the residence's owner informed them that he was backing his vehicle into the garage the previous day when he heard a scraping noise and saw something fall from the car. As he exited the vehicle, he saw a small box on the floor and placed it next to his house. For unknown reasons, the owner waited until the following day to call the police. As the officers approached the package, it exploded, killing the patrolman and seriously wounding his partner. No motive or suspects have been identified in connection with the incident.

MICHIGAN

A 32-year-old officer with the Milan Police Department was fatally wounded in an unprovoked attack at approximately 4:15 p.m. on February 4. Wearing his uniform but not protective body armor, the 12-year veteran officer arrived at the police station to report for duty. He had exited his vehicle and was approaching the front steps of the building when he was shot once in the rear of the head with a Colt Model AR-15A2 .223-caliber semiautomatic rifle. The officer had no warning of the attack and was pronounced dead at the scene. Within minutes of the shooting, a 39-year-old male surrendered to police. Investigation indicated that the man had his car parked across the street from the police station prior to the officer's arrival. He then followed the officer's vehicle into the police department parking lot and parked nearby. After firing four shots from his vehicle, witnesses observed him flee the scene. Reportedly, the male had a history of prior mental disorders; he has been arrested and charged with Felony Murder and Felony Firearms Violations.

Two officers with the Bay City Police Department were shot and killed at approximately 5:15 p.m. on April 26. Both officers, in separate cruisers, responded to a domestic disturbance call involving two men at a local residence. Knowing the police had been called, the men fled. Upon arriving at the residence, the officers were directed by the complainant, a former girlfriend of one of the men, to a nearby dwelling. Crossing the street, the officers observed one man walking across the yard toward another house

carrying a rifle. Focusing their attention on him, the officers drew their service weapons and ordered him to stop. Without warning, the officers were fired upon by the second man who had concealed himself inside the dwelling. Immediately, the other male also opened fire. The weapons employed were a Stevens Model 487-T .22-caliber semiautomatic rifle and a Stevens Model Ranger 101.11A .22-caliber semiautomatic rifle. The victim officers were able to return fire but did not strike their assailants. One officer, 37 years old with 15 years of law enforcement service, was shot in the head and side between the panels of his protective vest. The other, aged 44 with 21 years of service, was shot in the chest through the armhole area of his vest. Both men, brothers aged 30 and 28, were arrested and charged with Murder.

On July 1 at approximately 1:30 p.m., a 14-year veteran Detroit Police Department officer was shot and killed. The 38-year-old officer and his partner were in plainclothes driving an unmarked patrol unit when they observed a male walking on the street carrying what appeared to be electrical equipment. After obtaining the male's identification, the officers ran a computer check on him and determined that he was wanted on a felony warrant for breaking and entering. As the officers attempted to arrest the 31-year-old male, he fled on foot with the officers in pursuit. After they radioed the male's description, a marked two-officer patrol unit saw the male enter the side door of his residence. All four officers were admitted to the house by a female resident who gave the officers permission to search for the suspect. As the victim officer, not wearing body armor, went into the basement, he was struck in the chest with a blast fired from a Higgins 12-gauge shotgun. He was transported to a local hospital where he succumbed to his wound. His assailant refused to exit the basement so a perimeter was established and barricaded-gunman procedures were put into effect. The house was secured until about 12:30 p.m. the next day when the assailant was found dead in the basement from an apparent self-inflicted shotgun wound to the head.

After stopping a vehicle for a traffic violation, a 30-year-old trooper with the Michigan State Police was slain in Detroit on July 7 at approximately 8:30 a.m. As the trooper approached the stopped vehicle, the driver allegedly fired a Smith and Wesson .22-caliber semiautomatic handgun seven times. Although wearing a protective vest, the trooper was struck twice when bullets entered between the side panels and through the armhole areas of the vest. The 20-year-old driver fled the scene but was apprehended the following day and charged with First-Degree Murder and

Felony Firearms charges. Investigation indicates the murder weapon had been stolen in a burglary that occurred 1 or 2 days before the incident. The trooper had 4 years of law enforcement service.

On September 11 at approximately 4 a.m., a 52-year-old sergeant with the Wayne County Sheriff's Department was fatally wounded at the Wayne County Jail in Detroit. The sergeant was supervising other officers preparing inmates for court appearances and transfers to other institutions. While one prisoner was gathering his possessions from his cell in preparation for transfer to the State Prison to serve a life sentence for murder, he produced a Mauser Model HSc .32-caliber semiautomatic pistol. As one officer attempted to disarm the inmate, the sergeant, who was not wearing body armor, tried to assist the officer and was shot once in the chest. Immediately, the officer locked the cell block, trapping the prisoner inside his cell. The sergeant, a 23-year veteran of law enforcement, was transported to a nearby hospital where he succumbed to his wound. After a 3-hour standoff with officers from the Wayne County Sheriff's Department and the Detroit Police Department, the alleged assailant surrendered with no further shots being fired. Subsequent investigation determined that the assailant received the murder weapon from someone outside the jail.

MINNESOTA

A 68-year-old Deputy U.S. Marshal died on June 20 as a result of a gunshot wound received at about 12:45 p.m. on August 13, 1985. The deputy, who was driving, and his partner, seated on the passenger side, were transporting two prisoners from a prison in Marquette, Michigan, to a prison in Duluth, Minnesota. Although both prisoners were shackled in waist chains and handcuffs, one managed to free himself and throw his jacket over the partner's head. While the partner reached back to pull the prisoner over the front seat, the deputy braked the vehicle which threw the prisoner into the front. There he was able to obtain the partner's service weapon and throw it to the prisoner still in the back. Four shots were fired from the Smith and Wesson Model 66 .357-magnum service weapon. Two rounds struck the freed prisoner in the leg and chin; one round hit the deputy in the neck; and the last round struck his partner in the chest. The victim deputy was paralyzed from the chest down from the time of the incident until his death. He was not wearing protective body armor when shot. The prisoners, aged 44 and 40, received 71- and 67-year sentences, respectively, on combined charges of Assault and Escape, including their original charges of Bank Robbery.

An 11-year veteran deputy with the Pine County Sheriff's Department was slain at about 2:30 a.m. on August 24. The 53-year-old deputy informed the dispatcher of his location in Brook Park Township and the license plate number of a vehicle he was stopping. When he failed to respond to repeated radio calls, a backup officer was sent to the location and found the unconscious deputy lying on the road behind his still idling patrol unit. Suffering from serious head wounds, the deputy was transported to a local hospital where he later died from wounds believed to have been inflicted with his flashlight. The vehicle the deputy had stopped was subsequently found about 2 miles from the scene in a ditch with the driver's side rear window broken and the deputy's flashlight inside. Later that day, the 25-year-old male owner of the vehicle was located, arrested and charged with Second-Degree Murder. The alleged assailant had an extensive arrest record and a previous conviction for Assault with a Knife. The victim deputy, not wearing body armor when attacked, was employed part time by the sheriff's department. He had completed an 8-hour shift at his full-time job prior to beginning his 7 p.m. to 3 a.m. shift for the sheriff's department.

MISSISSIPPI

Shortly before 1 a.m. on March 17, a patrolman with the Aberdeen Police Department for less than a year was shot and killed. A witness indicated that the 33-year-old patrolman had stopped his cruiser in a residential area and was observed talking with someone. During the conversation, the witness heard three gunshots and called the police department. Responding officers found the patrolman suffering from unknown make and model .38-caliber handgun wounds to the head. He was not wearing protective body armor when slain. A 21-year-old male has been arrested and charged with Capital Murder.

MISSOURI

On January 14, a police officer with the St. Louis County Police Department died as a result of gunshot wounds received 3 days earlier. At approximately 1:15 a.m. on January 11, the 38-year-old officer informed the dispatcher that she was investigating a suspicious male at the intersection of two streets. Several minutes later the dispatcher attempted to contact the officer but received no response. Backup officers found her unconscious and face down on the street, having been shot in the head. Investigation indicates the officer, who was wearing a protective vest, exited her patrol unit and approached the suspicious male on foot. Allegedly, the man obtained the officer's flashlight and stunned her by a blow to the back of the head. He then shot her in the hand and right side of the head with a Colt

Detective Special .38-caliber revolver. Apparently, he then took her Smith and Wesson Model 686 .357-magnum service weapon and shot her in the back of the head. He fled the scene in the officer's patrol unit but abandoned it a short distance away. Subsequently, a 21-year-old male, who had numerous previous arrests, was apprehended and charged with First-Degree Murder and Armed Criminal Action. The officer had 6 years of law enforcement experience as a police officer and 10 years of service as a radio dispatcher.

At approximately 1:30 a.m. on April 14, a 21-year-old deputy marshal with the Pineville Police Department was shot and killed. The deputy marshal, who was not wearing a protective vest, and the city marshal stopped two men suspected of theft from a local market. Requesting identification, the marshal accompanied one man to his pickup truck where he apparently obtained a tire iron and struck the marshal twice on the head. Pursued by the deputy, the man ran from the scene but turned and began struggling with him. Obtaining the deputy's Colt .357-magnum service weapon, the man shot him twice in the head and once in the back. When the assailant returned to his pickup truck, the marshal had managed to enter his patrol unit and radio for assistance. Firing three rounds at the police vehicle which struck the windshield and driver's door but missed the marshal, the assailant and his accomplice fled the scene in their pickup truck. Two suspects were subsequently apprehended by the Arkansas State Police. The 19-year-old alleged assailant was charged with First-Degree Murder and Assault on a Police Officer; his 18-year-old alleged accomplice was charged with Second-Degree Murder.

Law enforcement officers from three county agencies were shot and killed by a lone gunman during a 6-hour time span on December 9 and 10. At approximately 7:30 p.m. on December 9, a 27-year-old Moniteau County deputy responded to a domestic disturbance call at a Jamestown residence involving a 42-year-old man and his stepdaughter. Reportedly, the deputy and the stepfather were outside the house when the stepfather produced a Colt .38-caliber revolver from the rear waistband of his pants and fired several rounds at the deputy, who was not wearing a protective vest. The stepfather entered the residence and then went back outside and allegedly shot the deputy, who had 2 years of law enforcement service, once more. The deputy was struck twice in the head, once in the chest and back, and once in the arm; he died the next day. Fleeing the scene in his vehicle, the assailant arrived at the residence of the Moniteau County Sheriff about 30 minutes later and allegedly fired his weapon through a picture window, killing the sheriff's wife, who was hosting a ladies' prayer meeting. In

an attempt to capture the assailant, several law enforcement officers from the surrounding area met at the Moniteau County Sheriff's Department, located in the city of California, to plan their course of action. At approximately 1:30 a.m. on December 10, a 42-year-old deputy with the Miller County Sheriff's Department for 2 years left the Moniteau County Sheriff's Department office and entered her patrol unit which was parked nearby. As she pulled away from the curb, shots were fired at the rear of the jail. Stopping her cruiser, she started to exit the driver's side holding a shotgun when a bullet struck the cruiser's windshield. As the deputy, not wearing protective body armor, got back into the cruiser, a round from a Mauser 8-millimeter bolt-action rifle struck her under the left arm, entering her chest. She crawled out the passenger-side door and onto the pavement where she succumbed to her wound. Seconds after she had left the Moniteau County Sheriff's Department office, the dispatcher received a call from a second Moniteau County deputy stating he had been shot at his residence, located 2 blocks from the sheriff's office. The Cooper County Sheriff and one of his deputies left the office to respond. As the sheriff, not wearing a protective vest, was unlocking the driver's door of his patrol unit, he was shot twice in the head and once each in the neck and back with a Remington Arms Model Nylon 66 .22-caliber semiautomatic rifle. His deputy returned fire after two more shots were fired and the gunman fled. The 54-year-old sheriff, a 16-year veteran of law enforcement, died at the scene. Subsequent to the shootings at about 6:30 a.m., an elderly woman was taken hostage at her home and unknown to authorities was held all day. Around 4 p.m., she convinced her captor to release her and advised the police. Her residence was surrounded and negotiations resulted in the alleged assailant being arrested and charged with one count of First-Degree Assault on a Law Enforcement Officer and four counts of First-Degree Murder.

NEW MEXICO

Serving a restraining order in Chimayo led to the deaths of a Rio Arriba County Sheriff's Department deputy and a Department of Public Safety patrolman on January 26. At approximately 4 p.m., the 31-year-old deputy, who was wearing a protective vest, was serving the restraining order on a male when he was disarmed and fatally wounded in the head with an unknown make and model .357-magnum handgun. The male then shot and killed five civilians including three women (one of whom initiated the restraining order), a man and a 6-month-old infant. Shortly thereafter, the 35-year-old patrolman responded to a call of gunfire at the scene and was shot as he sat in his patrol unit. Although also wearing a protective vest, he was fatally wounded in

the head with a Browning Model A-Bolt 7-millimeter magnum rifle from a distance of approximately 200 feet. The 31-year-old alleged assailant was taken into custody and charged with seven counts of murder. The deputy had 6 years of law enforcement service, while the patrolman was a 10-year veteran.

NEW YORK

An off-duty officer with the Suffolk County Police Department was fatally wounded at approximately 5:15 a.m. on April 21. The 32-year-old officer responded to the sounds of a gunshot and a woman's screams coming from a Lake Grove building. Rushing into the building to investigate, the 5-year veteran officer, not wearing body armor, was struck in the chest with a blast from an unknown gauge Mossberg shotgun. Responding officers found the officer, as well as a woman and her co-worker, dead inside the building. A 45-year-old male was arrested the following day and charged with Murder.

At approximately 2 p.m. on September 12, a 26-year-old, 5-year veteran officer with the New York City Police Department was shot and killed. Upon responding to a man-with-gun call, the officer and his partner interviewed an individual who described the armed male and what direction he had fled on a bicycle. While conducting a search of the area, the officers observed the man riding a bicycle. Seeing the officers, the man dismounted and fled on foot. The officers, with the victim officer in the lead, chased the male into the courtyard of a nearby building. Unable to gain entry into the building, the man turned and fired a Ruger .357-magnum revolver at the officers who returned gunfire. Attempting to take cover behind a staircase, the victim officer, wearing only a front panel protective vest, was fired upon six times. Although wounded twice in the back, he was able to return fire from his service weapon. Four backup officers responded to his partner's call for assistance. An 18-year-old male, who was wounded six times, was arrested, taken to a local hospital, and subsequently charged with First-Degree Murder, Attempted Murder, Resisting Arrest, and Weapons Violations. The officer was transported to the hospital where he died about 4 hours later.

An off-duty sergeant with the New York City Police Department, a veteran of 7 years, was shot and killed on December 28 at approximately 2:15 a.m. The 27-year-old sergeant was out with two friends when he observed a man and a woman robbing an individual at an automated teller machine. After chasing the two suspects, the sergeant managed to apprehend one but the other was able to fire, striking him in the chest and stomach with an unknown

caliber handgun. He returned three rounds from his off-duty weapon at the fleeing robbers before collapsing on the sidewalk. The sergeant was not wearing protective body armor. Transported to a local hospital, he succumbed to his wounds shortly after arrival. Later that day, a 25-year-old male was taken into custody, and on January 14, a 31-year-old female was arrested. Both were charged with Second-Degree Murder and Robbery.

NORTH CAROLINA

A 45-year-old detective with the Southern Pines Police Department was shot and killed on April 4. Earlier that evening, the detective and other investigators had met with residents of a local housing complex to discuss ongoing drug activities in the area. When the meeting adjourned at about 8 p.m., the detective and other officers responded to a call of shots being fired at the complex. The officers did not find the source of the gunshots, but did recover some narcotics hidden by suspected drug dealers, the detective then checked off duty and went home. At approximately 10:15 p.m., the detective answered the door bell at his residence and was shot at least six times at point-blank range with an unknown make and model 9-millimeter handgun. Hearing the gunfire, the detective's wife ran to the door and was shot in the hand. Nine males, ranging in age from 18 to 25, were subsequently arrested and charged with First-Degree Murder. The detective, a 20-year veteran of law enforcement, was pronounced dead upon arrival at a local hospital. Investigation indicates that the males were present at the scene of the detective's earlier drug seizure and had planned his murder because of his investigative work in the area where drug activities were occurring.

At approximately 12:30 a.m. on June 18, a 59-year-old corporal with the Columbus County Sheriff's Department was shot and killed. Upon responding to a burglary complaint at a local residence, the 9-year veteran corporal contacted the dispatcher to report that no lights were on in the house and no one answered the door. He asked the dispatcher to call the residence but was informed that the burglary complaint had been received from a pay phone. The corporal advised the dispatcher that he had seen two men walking along the street and would check with them. Stopping his cruiser alongside the two, the corporal rolled down his window and asked if they had reported a burglary. As they approached the cruiser, one man allegedly raised an RG-Rohm Model RG-14 .22-caliber revolver and fired three shots into the left side of the corporal's head. Pushing the corporal's body from under the steering wheel, the males drove the cruiser to a secluded area about 2 miles from the shooting scene. There, they reportedly took the

corporal's .45-caliber service weapon and four long-barrel weapons from the cruiser's trunk. Two males, aged 18 and 16, were apprehended later that day and charged with First-Degree Murder and Conspiracy to Commit Murder. Investigation indicates the murder weapon was stolen a few days before the incident, and the males had apparently planned to lure a police officer to an area where they could kill him and take his weapons. The corporal was not wearing body armor when slain.

On November 14 at approximately 12:30 p.m., a 22-year-old patrolman with the Clinton Police Department for 1 year was fatally wounded. The patrolman was on loan to the Carteret County Sheriff's Office to work undercover drug cases. With the aid of an informant, the patrolman had set up a drug buy from two men. During the exchange, one buyer backhanded the patrolman, who was not wearing a protective vest, knocking him to the ground. As the patrolman attempted to draw his weapon from the back of his belt, he was shot once in the chest with a Colt Model 1911 .45-caliber semiautomatic handgun. Investigation indicates that the men planned to rob the patrolman of the drugs instead of paying for them as arranged. One suspect, aged 45, was arrested and charged with First-Degree Murder. The other, 36 years old, fled the scene and remains at large.

On November 22, a 42-year-old officer with the Charlotte Police Department was slain while working off duty at a motel. Investigation indicates that three young men in a sports car arrived on the property and asked to visit with two guests who were occupying a room. When the officer advised that only one individual could go to the room, one man started questioning his authority. The officer then asked the three to leave and advised them he was a police officer. He was wearing his department's issued uniform. Less than an hour later, the three youths returned to the motel. Approaching the open door of the office and seeing the officer sitting inside, one male entered and shot the officer once in the chest with a Mossberg Model 500C 20-gauge pump shotgun. The officer was not wearing protective body armor. The 21-year veteran officer was able to call for assistance with his hand-held radio and provide the arriving officers a description of the suspect, make of the vehicle, and license plate number. With this information, the officers, within hours of the shooting, were able to apprehend three suspects, all aged 17. The victim officer succumbed to his wounds in surgery the following day. The suspects were charged with Murder.

OHIO

On March 22, a 15-year veteran officer with the Dayton Police Department succumbed to gunshot wounds received the previous evening. In separate vehicles, the 38-year-old officer and a lieutenant responded to a call at approximately 10 p.m. from a local motel where a male guest had been locked out for nonpayment and had retaliated by firing several shots at the motel. Securing address and vehicle information from the motel registration card, both officers departed for the man's residence. While en route, the man's pickup truck passed the lieutenant's unmarked vehicle. Recognizing the truck, the lieutenant radioed the officer to effect a felony traffic stop of the male at an upcoming intersection. Before reaching the intersection, however, the officer passed the lieutenant and positioned his cruiser behind the man's truck which then was pulled over to the side of the road. Both the officer and the lieutenant, in their respective vehicles, stopped behind. Exiting his patrol unit, the officer, not wearing body armor, was walking toward the pickup truck when the man opened the sliding rear window of the truck and allegedly fired a Colt Model AR15 .223-caliber semiautomatic rifle, striking the victim in the head. A gun battle erupted between the assailant and the lieutenant, who was injured either by gunfire or flying debris. As a third patrol unit arrived, it too was fired upon by the departing male. During the ensuing car chase, two additional Dayton police units joined in the pursuit. The man's truck subsequently blew a tire, and he pulled into a service station where two Beavercreek Police Department cruisers were being fueled. Engaging these officers in conversation, the 32-year-old male was apprehended as the Dayton police officers arrived and exited their vehicles with guns drawn. He has been charged with Aggravated Murder and Felony Assault.

PENNSYLVANIA

A Philadelphia Police Department patrolman with 1 year of law enforcement service died on February 6 as a result of gunshot wounds received 2 days earlier. At approximately 2:45 a.m. on February 4, the 21-year-old patrolman stopped a suspected stolen vehicle. After exiting the stopped vehicle, the driver leaped onto the hood of the police car and pointed a Ruger Model P-85 9-millimeter semiautomatic handgun at the patrolman. The patrolman backed up his cruiser to dislodge the man, who then jumped off, ran alongside the cruiser, and fired about eight shots into the police vehicle. Wearing a protective vest, the patrolman was struck in the temple. Although unable to

return fire, the patrolman did manage to radio for assistance. Responding officers found him critically wounded and transported him to a local hospital where he died 2 days later. His 27-year-old alleged assailant was located on February 6 inside a local residence, but he escaped to the roof and fled to another dwelling. There, he broke through a skylight and fell into the second floor of that residence. Fleeing into the bathroom, he doused himself with flammable liquid and set himself on fire. He was taken to a local hospital and was subsequently charged with Murder and Weapons Violations.

A 39-year-old patrolman with the Erie Bureau of Police for over 4 years was fatally wounded shortly after 11 p.m. on February 5. Earlier that evening, there were reports of several drive-by, random shootings in the eastern section of the city. Numerous police units were searching the area for individuals involved in these events. At approximately 11 p.m., a uniformed K-9 patrol officer observed a vehicle occupied by several males driving slowly through an area where the gunshots had occurred. Receiving information from a citizen that the males were armed, the officer followed the vehicle. He radioed his position, requested assistance, and informed responding officers of the situation. Several patrol units, including the victim patrolman, converged on the scene to assist the K-9 officer and proceeded to stop the suspect vehicle. As six males exited the car, two of them began to leave the area on foot. One of these males was walking toward the victim patrolman when another officer spotted a handgun in the male's possession and shouted several warnings. As the male turned onto another street, the victim patrolman followed on foot. After reaching the man, the patrolman grabbed him by the left shoulder and both men moved out of sight of the other officers present. A gunshot was heard immediately from their location. Several officers ran to the scene and found the patrolman lying face down between the sidewalk and the curb. He had received a gunshot wound to the face from a Smith and Wesson Model K-38 .38-caliber revolver. The patrolman was not wearing body armor, and although his service weapon was in his hand, it had not been fired. While some officers summoned medical assistance, others began searching the area for the assailant. A jacket and cap that he had been wearing were found on the ground behind a nearby residence. Minutes later, two officers observed a man lying on the front seat of a parked vehicle and identified him as the man the patrolman had been chasing. A recently fired .38-caliber handgun was found on the floor of the vehicle. The 17-year-old male was taken into custody and charged with Criminal Homicide, Unlicensed Gun, and Crime Committed with a Firearm.

PUERTO RICO

At approximately 9:30 a.m. on January 23, a 38-year-old patrolman with the Police of Puerto Rico for 4 years was fatally wounded. While on patrol early that morning, the patrolman received a radio report of a stolen automobile. A few hours later, the patrolman observed a vehicle matching the description of the stolen car. As he drove closer to the suspect vehicle, he saw the car stop behind a van. A man then exited the car, approached the driver of the van, and pointed a gun at him. Witnesses indicated that the patrolman then pulled his police cruiser in front of both vehicles. Exiting his cruiser, the patrolman drew his service weapon and ordered the man to drop his gun. Continuing to walk toward the man, the patrolman was attacked by him, overpowered and thrown to the ground. The man then shot the patrolman, who was not wearing body armor, in the chest with a Smith and Wesson .357-magnum handgun. No suspects have been identified in connection with the incident.

On February 20 at approximately 4 p.m., a 38-year-old patrolman, working undercover with the Police of Puerto Rico, was ambushed and killed. The patrolman was with an informant who was driving through a residential area looking for an apartment building that was to be searched by the police the following day. Upon stopping in front of the apartment building, the informant's vehicle was struck by a barrage of gunfire. Both the informant and the patrolman were hit by numerous shots fired from unknown makes and models of .380-caliber, .45-caliber, and/or 9-millimeter handguns. Removed from the vehicle and shot again, the patrolman was found approximately 20 feet away with a total of 11 bullet wounds. He was not wearing protective body armor when attacked. Investigation indicates the ambush was directed at the informant with the assailants apparently believing the patrolman was part of the informant's drug gang. No suspects have been apprehended. The patrolman had 3 years of law enforcement service.

An 8-year veteran Police of Puerto Rico patrolman was slain at approximately 11:30 p.m. on March 3. While off duty and in civilian clothes, the 34-year-old victim was at a Santurce nightclub when a man, who had previously threatened to kill the officer for arresting him on a weapons violation, shot and killed the patrolman with an unknown make and model 9-millimeter handgun. One month later, a 20-year-old male was taken into custody, tried, and subsequently found guilty of murder.

At approximately 2:30 a.m. on April 6, a 22-year-old officer with the Police of Puerto Rico was shot and killed in San Juan. The officer was off duty attending a social event when an altercation took place among several men, one of whom produced a handgun. Attempting to quell the disturbance, the officer identified himself and drew his service weapon. Several shots were exchanged resulting in the death of both the officer and his 17-year-old assailant. The officer had 2 years of law enforcement service.

A 34-year-old patrolman with the Police of Puerto Rico for 8 months was ambushed and killed on May 5 at approximately 6:45 p.m. The undercover narcotics officer was slain by unknown assailants who drove past and opened fire with a Ruger .357-magnum revolver as he stood in front of his Caguas residence. Investigation indicated that the patrolman was witness to numerous drug purchases in his undercover capacity and was killed to prevent him from testifying in court relative to these incidents.

At approximately 1:30 a.m. on June 19, during a high-speed chase of a suspected car thief, a 34-year-old officer who had served the Police of Puerto Rico for 4 years was shot and killed. About 30 minutes earlier, an off-duty officer had parked his personally owned vehicle, containing his .357-magnum service weapon and car keys, in front of the police station. After a brief conversation with the desk sergeant, the officer exited the station and found a man attempting to enter his car. When the officer attempted to intervene, the man brandished a machete and forced the officer to retreat. Reentering the police station, the officer requested an All Points Bulletin be issued on the stolen car. Several roadblocks were established but the male evaded capture by smashing through one barricade and bypassing another. After colliding with civilian cars in traffic, he hit the victim officer's patrol unit during another roadblock attempt. Assisted by other patrol units, the victim officer continued to chase the car thief who began shooting at the pursuing officers through the rear window of the stolen car. One round passed through the victim officer's windshield and struck him in the mouth. The patrolman, who was not wearing a protective vest, was able to stop his patrol unit before losing consciousness. The chase ended when the male lost control of his vehicle and crashed into a fence while attempting to avoid another roadblock. Before exiting the car, the man exchanged gunfire with the police but was subsequently apprehended.

At approximately 5:30 a.m. on September 29, a 37-year-old patrolman with the Police of Puerto Rico was slain following a traffic stop. The 20-year veteran patrolman had

stopped an apparent drunk driver and was approaching the vehicle when shot 12 times in the head, neck, chest, and stomach with an unknown make and model .22-caliber semiautomatic handgun. The patrolman was not wearing a protective vest. Before fleeing the scene, his assailant took his service weapon and police scanner. Shortly thereafter, a 34-year-old male suspect was arrested and charged in connection with the incident.

SOUTH CAROLINA

A 27-year-old patrolman with the Westminster Police Department was struck and killed by a vehicle going through a roadblock on August 18. At about 4 a.m., a sergeant with the same department attempted a traffic stop of a driver whose license was known to be suspended. Disregarding the cruiser's emergency lights and sirens, the male driver fled with the sergeant in pursuit. Knowing the suspect had fled from police before, the victim patrolman and his partner established a roadblock at an intersection along the probable escape route. Failing to stop, the male drove around the roadblock and struck the patrolman, throwing him approximately 50 feet. The male continued to drive forward but then stopped and allegedly backed the vehicle over the fallen patrolman. The victim patrolman, who was not wearing protective body armor, had 1 year of law enforcement service. A 23-year-old male was taken into custody and charged with Murder and related Traffic Violations.

At approximately 8:15 p.m. on November 21, a 28-year-old trooper with the South Carolina Highway Patrol for 4 years was shot and killed. After a traffic stop for speeding in Bamberg County, four of five occupants of the stopped vehicle left the auto and ran. The remaining occupant sped away with the trooper in pursuit. The fleeing suspect wrecked his vehicle within a mile of the initial stop, and the trooper pulled up behind with his vehicle's spotlight on. A responding backup trooper reached this area a short time later and found only the wrecked vehicle with the wounded trooper lying behind it. Wearing no protective armor, the trooper was suffering from multiple head, chest, and hand wounds. He had what appeared to be three point-blank head wounds from a Smith and Wesson .38-caliber revolver. His service weapon and patrol unit were missing from the scene. The patrol unit was subsequently recovered about one and a half miles from the scene. Following a shootout with South Carolina Law Enforcement Division agents and State Wildlife Police in an adjacent town, an 18-year-old wounded male was arrested and charged with Felony Murder.

TENNESSEE

Shortly before midnight on May 19, the body of a 20-year veteran trooper with the Tennessee Department of Safety was found slumped over in the front seat of his cruiser. The 42-year-old trooper, not wearing protective body armor, had been shot 10 times in the left side of the head and shoulder with a Remington Arms Model 550-1 .22-caliber semiautomatic rifle. Investigation led to the arrest of a 25-year-old male 5 days later. Allegedly, the man had a strong hatred of police and had been stopped that night in Tazewell by the trooper. The man reportedly thought the trooper was going to give him a ticket so he backed his truck up even with the driver's side of the cruiser and fired his rifle until it was empty. He has been charged with First-Degree Murder, Possession of a Deadly Weapon, and Retaliation for Past Acts.

After making a traffic stop, a 46-year-old lieutenant with the Nashville-Metropolitan Police Department was slain on October 9. Working an off-duty security job, the 18-year veteran lieutenant was in uniform, although not wearing a protective vest, and driving an unmarked police vehicle equipped with a siren and emergency lights. At approximately 5 a.m., the lieutenant stopped a car and radioed the dispatcher for a license check. After the lieutenant and the driver of the stopped car exited their vehicles, the dispatcher advised the lieutenant that the stopped car was stolen. Reportedly, the driver reached into the car, obtained a Tanfoglio Model GT 27 .25-caliber semiautomatic handgun, and fired on the officer. He was struck five times in the left side. As the assailant turned to run, the lieutenant was able to return gunfire, wounding his attacker. Responding officers found the suspect hiding in a pickup truck and took him into custody. The 27-year-old male was taken to a local hospital and subsequently charged with First-Degree Murder.

At approximately 3:15 a.m. on December 11, a 28-year-old, 9-year veteran deputy with the Johnson County Sheriff's Office was shot and killed. At about 3 a.m., a 24-year-old male, held on an Aggravated Robbery charge, escaped from the Johnson County Jail in Mountain City by overpowering a jailer and locking him in a cell. Upon exiting the jail, the escapee was approached by an unsuspecting deputy who was overpowered and disarmed of his Colt Model 1911 .45-caliber semiautomatic service weapon. Although suffering a dislocated shoulder in the struggle, the deputy was able to take cover behind some vehicles. Immediately thereafter, the victim deputy, unaware of the situation, drove his cruiser into the parking lot of the jail. As he exited his patrol unit, the injured deputy shouted that the escapee was armed. Simultaneously, the

victim deputy, not wearing a protective vest, was shot in the head, allegedly by the escapee who then stole the victim deputy's service weapon and fled the scene in his cruiser. After an extensive manhunt involving an aerial search, the escapee was arrested without incident in Shady Valley and charged with First-Degree Murder, Assault on a Police Officer, Theft of Auto, and Theft of Firearms.

TEXAS

At approximately 6:30 a.m. on January 6, the Sheriff of Dimmit County was found dead in his Carrizo Springs residence. A friend arrived at the sheriff's house and discovered that he had been repeatedly stabbed, had a knife embedded in his chest, and had been shot once in the head with his own Ithaca Model M1911 A1 .45-caliber semiautomatic service weapon. Investigation indicates that two males, one of whom lived next door to the sheriff, planned to rob and murder the 20-year veteran. On January 5 between 8 and 9 p.m., they allegedly went to his home on the pretext of having information on a burglary he was investigating and killed the 68-year-old sheriff. Both males, one aged 33 who was on parole and the other aged 24, were arrested the following day and charged with Capital Murder. The sheriff, not wearing a protective vest when slain, knew both men through prior law enforcement-related contact.

An 8-year veteran Constable of Nacogdoches County was shot and killed after a traffic stop in Garrison. At approximately 1:25 a.m. on January 23, the 47-year-old constable stopped a vehicle containing three men, and the driver joined him at the rear of the vehicle. The officer was examining the contents of the stopped vehicle's trunk, when a second occupant exited the car and also walked to its rear. Following a Spanish conversation, one of the men grabbed the constable around the knees while the other grabbed him around the shoulders. As the struggle ensued, the constable, who was not wearing body armor, and his attackers fell to the ground. The car's third occupant then exited the vehicle and joined in the melee. After he was kicked in the head, the constable's Ruger Model Security Six .357-magnum service weapon was taken, and he was shot in the neck. He died instantly from a severed spinal cord. Taking the constable's service weapon, badge case, and wallet, his alleged assailants, aged 29, 24, and 22, fled the scene but were subsequently apprehended and charged with Capital Murder and Federal drug charges.

A 30-year-old trooper with the Texas Department of Public Safety, with nearly 5 years of service, was shot and killed at about 1:20 a.m. on March 5. Stopping a vehicle containing suspicious persons, the trooper unknowingly

encountered suspects involved in a possible kidnaping/extortion. Without warning, he was fired upon with an unknown make and model .380-caliber handgun. Wearing only the front panel of his protective vest, the trooper was struck in the right side, which was not covered by his body armor. His 26-year-old alleged assailant fled the scene but was later wounded in a shootout with San Antonio Police Department officers. He was arrested and charged with Capital Murder, Attempted Capital Murder, and Aggravated Kidnaping.

On April 12, a 33-year-old sergeant with the Houston Police Department died as a result of gunshot wounds received on April 7. Shortly after 1 a.m. the night he was wounded, the sergeant, accompanied by a ride-along passenger, was on patrol when he observed two suspicious males on a sidewalk in a known drug area and stopped to investigate. While the officer was talking with one man, the other produced a Glock Model 17L 9-millimeter semiautomatic handgun and opened fire from a distance of about 5 feet. The 8-year veteran sergeant, not wearing a protective vest, was struck in the heart, lungs, and liver. Utilizing the police radio, the ride-along passenger requested assistance. A 23-year-old male was arrested and charged with Capital Murder. He was subsequently found guilty and received the death sentence.

A 26-year-old patrolman with the San Antonio Police Department for nearly 2 years died on April 20 from wounds received 2 days earlier. At approximately 5:30 p.m. on April 18, the patrolman was on his dinner break at a local fast-food restaurant when a male walked up behind him and without warning shot him twice in the back of the head with a Davis Model P32 .32-caliber handgun. The man then allegedly opened fire, killing his pregnant girlfriend who was also in the restaurant. Investigation indicated the incident was the result of a domestic dispute between the assailant and his girlfriend. There was no interaction among the officer, assailant, or girlfriend prior to the shootings. A 32-year-old male was apprehended several hours after the killings and was subsequently charged with Capital Murder. The victim patrolman was wearing protective body armor when slain.

At approximately 11:30 a.m. on April 20, a Zavala County Sheriff's Department Chief Deputy was shot and killed. The 12-year veteran deputy and another officer were involved in an undercover drug operation that called for the exchange of 2,000 pounds of marijuana for \$1.3 million. After several meetings between the officers and the two suspected drug dealers, the officers followed the suspects to a remote location where the money was reportedly

located for the exchange. Arriving at the location, the 45-year-old deputy exited his vehicle and was walking toward the suspects' vehicle when two shots from a Glenfield Model 60 .22-caliber semiautomatic rifle were fired from a nearby wooded area. Although struck in the back, the deputy managed to return fire twice before being shot in the chest. He was not wearing protective body armor. Exiting their vehicle, the two drug dealers opened fire at the other officer, who returned gunfire, killing them. Obtaining the handgun of the dead dealer, the officer fired on the gunman in the wooded area. After emptying this weapon, the officer crawled to the fatally wounded deputy, obtained his service weapon and fired additional rounds while utilizing the deputy's concealed radio to request assistance. The gunman fled the scene, but a 60-year-old male was apprehended later that day suffering from two gunshot wounds. He has been charged with Capital Murder.

At approximately 1:30 p.m. on July 10, an 8-year veteran officer with the Pasadena Police Department was shot and killed. While on motorcycle patrol, the 29-year-old officer observed smoke coming from the rear of a house and notified the police dispatcher. Contacting the dispatcher again, the officer requested narcotics backup as he suspected marijuana was being burned. A third call to the dispatcher advised shots were being fired and a fourth requested an ambulance at the scene. Apparently when the officer went to the backyard of the residence to investigate the smoke, a man exited the house and fired a .22-caliber handgun. As the officer ran from the backyard, the man entered the house and obtained a Universal Arms .30-caliber semiautomatic rifle. He then chased the officer firing 16 rounds at him. While the officer's protective vest stopped two shots that struck him in the back, one round hit him in the left knee. He returned gunfire and was able to get to the yard across the street. Following the officer, the man then fired rounds at close range. One struck the officer in the chest and penetrated his vest; another hit the officer in the head. Taking the officer's empty service weapon, the man fled to a nearby residence where he held a 60-year-old woman hostage for 20 hours before committing suicide. The hostage was found unharmed. The 40-year-old male had a history of mental problems and the police department had dealt with him previously on a variety of charges.

A 9-year veteran deputy with the Harris County Sheriff's Department was shot and killed in Houston at approximately 8:30 p.m. on September 14. Off duty, in civilian clothes, and not wearing a protective vest, the 31-year-old deputy was purchasing gas at a convenience store when he

saw a robbery occurring inside the store. He retrieved a pistol from his vehicle and approached the store to confront the robbers. As the deputy opened the door, he was immediately confronted by one robber who turned and fired a Dan Wesson .357-magnum revolver which had been taken from a store employee. The deputy was mortally wounded in the head and died at the scene. Several days later, a 21-year-old male was arrested and charged with Capital Murder.

At approximately 10 p.m. on November 12, a 31-year-old patrolman with the El Paso Police Department for over 2 years was shot and killed. The off-duty patrolman was in uniform working as a security guard at a local department store when an employee informed him that a man had shoplifted a coat. Approaching the man in the parking lot, the patrolman, not wearing a protective vest, requested him to return to the store. According to witnesses, the man removed the coat, threw it on top of a vehicle and informed the patrolman that since he had the coat he should let him go. When the patrolman requested identification, the man then reached for his left pocket with his left hand while reaching behind him with his right hand. He produced an Arminius Titan Tiger .38-caliber revolver at the same time the patrolman drew his service weapon. In the exchange of gunfire, the patrolman was shot in the arm and face, and his attacker was wounded in the chest and abdomen. The patrolman and his assailant, aged 35, were transported to a local hospital where they both died from their wounds.

A sergeant with the Vernon Police Department was shot and killed after responding to a domestic disturbance call on November 17 at 4:10 a.m. The department had received a complaint from a woman alleging her husband had assaulted her and damaged some property at her residence. When the 12-year veteran sergeant, along with another officer, arrived at the scene, the husband had already left the residence. The 45-year-old sergeant was inside the house interviewing the woman and the other officer outside getting some forms from his cruiser, when the husband entered the residence without being seen by either officer. Armed with a Garcia Rossi .38-caliber revolver, he allegedly shot his wife and then fatally wounded the sergeant, who was not wearing a protective vest, in the head. The husband then reportedly shot his wife three more times and fled from the residence. Although wounded four times, the woman ran from the house to summon the other officer. Arrested later that day, the 19-year-old husband was charged with Capital Murder and Attempted Murder.

U.S. VIRGIN ISLANDS

While pursuing suspects in a shooting incident, a 26-year-old patrolman with the St. Croix Police Department was shot and killed at approximately 2:20 a.m. on January 27. On duty and working in plain clothes, the patrolman heard a shot in his patrol area and responded to find a wounded man. The man identified three males fleeing the scene on foot as those responsible. As the patrolman gave chase, witnesses heard him identify himself as a police officer and fire a warning shot. Moments later, witnesses report that one man turned and fired five or six rounds from an unknown make and model .38-caliber or .357-magnum handgun. One round struck the patrolman, who was not wearing body armor, in the head. About 4 hours later, a 20-year-old male was apprehended at the local airport and charged with Murder. The patrolman had 2 years of law enforcement service.

WISCONSIN

After responding to a man-with-gun call from a local apartment, the Chief of Police of the Town of Fairchild was fatally wounded at approximately 3:15 a.m. on March 10. About 3 hours earlier, a 39-year-old man encountered his estranged wife at a local tavern, and an argument over support payments ensued. At approximately 3 a.m. when the wife telephoned her home to warn the babysitter that her estranged husband might stop at the apartment, the husband answered the telephone and stated that he had their three children and was armed with a gun. The Chief, accompanied by an Eau Claire County Sheriff's Department deputy and a Town of Augusta Police Department officer, responded to the wife's call for assistance and entered the apartment. The Chief was in the kitchen looking down a darkened hallway when he was shot once with a Remington Arms Model 740 .30-06-caliber semiautomatic rifle. The round, fired from about 30 feet away, penetrated the Chief's vest in the upper right chest area before lodging in its rear panel. The Chief was able to fire his service weapon but did not strike his assailant. At the same time, the other officers managed to pull two of the children to safety, exiting the apartment as the man fired a round at their retreat. Assistance was immediately requested and a perimeter was established around the apartment. About 20 minutes later, the Chief exited the apartment, walked around the side of the building, and collapsed on the sidewalk. After repeated attempts to negotiate with the man, the Eau Claire County SWAT team entered the apartment, and as officers were again attempting to talk to the male who was inside a bedroom, a shot

was heard. The SWAT team found the man dead from a self-inflicted rifle wound to the head. The 43-year-old Chief, with nearly 4 years of law enforcement service, died during surgery at a local hospital.

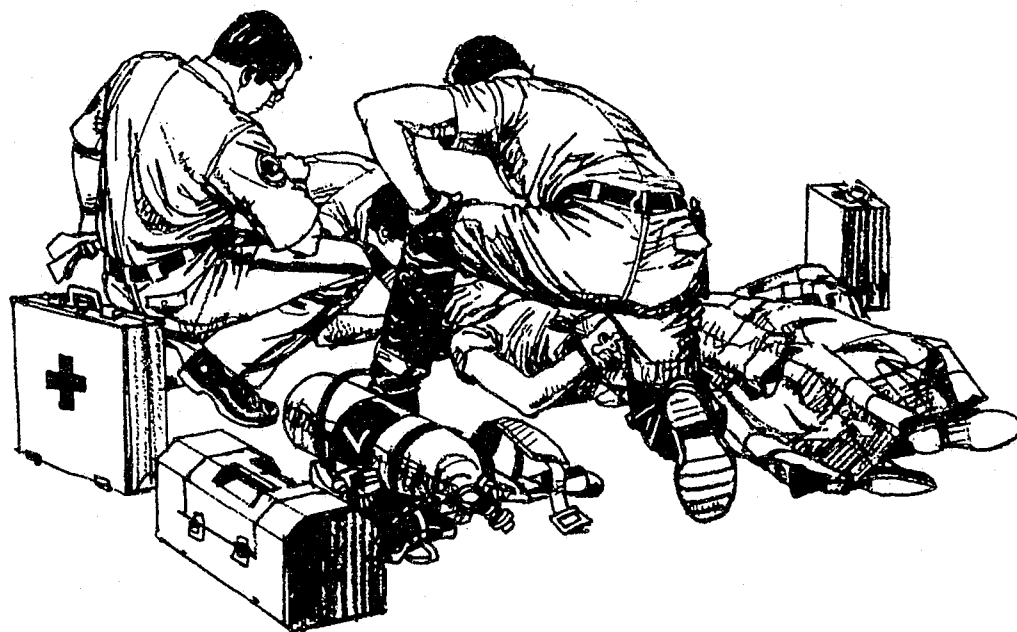
While attempting to arrest a 25-year-old male wanted in connection with a shooting incident in Chisago County, Minnesota, a 13-year veteran deputy with the Burnett County Sheriff's Department was shot and killed at approximately 12:20 p.m. on April 19. After several reported sightings of the suspect, numerous officers from other agencies were deployed to Webster where the male was observed. The man was walking on a city street when ordered to drop the Walther .32-caliber handgun he was

carrying and surrender. Ignoring repeated orders to drop the weapon, the man approached a deputy who drew his service weapon and told him to stop. As the male started to sidestep the deputy, the victim deputy approached him from the side and rear. Before any of the other 17 officers could react, the man raised his handgun and wounded one deputy in the head. Turning around, the male then fired at the officers behind him, striking a cruiser and then the victim deputy. The bullet struck a vertebra and ricocheted upward, lodging in his neck. The 35-year-old victim deputy, not wearing body armor, was pronounced dead at the scene. Rounds fired by other officers at the scene killed the assailant. The first wounded deputy suffered spinal cord damage and was left paralyzed from the neck down.

LAW ENFORCEMENT OFFICERS
ACCIDENTALLY KILLED

1991

PLACES AND CIRCUMSTANCES



**TABLE 18. LAW ENFORCEMENT OFFICERS ACCIDENTALLY KILLED, 1982-1991
REGION, DIVISION, AND STATE**

Area	Total	1982	1983	1984	1985	1986	1987	1988	1989	1990	1991
TOTAL	705	72	72	75	70	67	74	77	79	67	52
NORTHEAST	104	10	15	11	8	9	12	10	14	6	9
New England	33	5	3	3	1	4	1	4	6	2	4
Connecticut	7	2	0	0	1	1	0	0	1	0	2
Maine	7	2	0	1	0	1	1	1	0	1	0
Massachusetts	12	0	2	1	0	2	0	2	2	1	2
New Hampshire	2	0	0	0	0	0	0	0	2	0	0
Rhode Island	2	0	0	1	0	0	0	1	0	0	0
Vermont	3	1	1	0	0	0	0	0	1	0	0
Middle Atlantic	71	5	12	8	7	5	11	6	8	4	5
New Jersey	13	3	1	3	1	0	3	1	1	0	0
New York	28	1	5	3	2	2	5	4	2	2	2
Pennsylvania	30	1	6	2	4	3	3	1	5	2	3
MIDWEST	109	20	13	12	9	9	14	6	14	6	6
East North Central	86	17	11	9	6	8	12	5	11	4	3
Illinois	23	6	4	4	1	1	1	2	4	0	0
Indiana	12	3	2	1	0	1	1	0	1	2	1
Michigan	16	2	0	0	3	4	5	0	1	1	0
Ohio	23	6	5	3	2	1	0	2	2	1	1
Wisconsin	12	0	0	1	0	1	5	1	3	0	1
West North Central	23	3	2	3	3	1	2	1	3	2	3
Iowa	4	0	0	0	1	0	0	0	2	1	0
Kansas	3	1	0	1	0	0	0	0	0	0	1
Minnesota	2	0	1	0	0	0	1	0	0	0	0
Missouri	9	1	1	1	0	1	1	1	0	1	2
Nebraska	2	1	0	1	0	0	0	0	0	0	0
North Dakota	1	0	0	0	0	0	0	0	1	0	0
South Dakota	2	0	0	0	2	0	0	0	0	0	0
SOUTH	312	33	27	32	28	31	23	39	35	38	26
South Atlantic	130	11	13	11	8	19	14	17	12	13	12
Delaware	3	0	0	0	0	0	1	0	0	2	0
District of Columbia	4	0	1	1	0	2	0	0	0	0	0
Florida	40	1	5	4	3	2	6	3	6	4	6
Georgia	28	3	5	1	1	5	1	5	1	4	2
Maryland	13	2	0	1	1	4	2	2	0	0	1
North Carolina	8	2	0	0	1	1	0	2	0	2	0
South Carolina	17	0	1	0	1	4	2	3	4	0	2
Virginia	12	1	1	3	0	1	1	2	1	1	1
West Virginia	5	2	0	1	1	0	1	0	0	0	0

**TABLE 18. LAW ENFORCEMENT OFFICERS ACCIDENTALLY KILLED, 1982-1991
REGION, DIVISION, AND STATE - Continued**

Area	Total	1982	1983	1984	1985	1986	1987	1988	1989	1990	1991
East South Central	55	4	4	7	6	2	1	9	10	7	5
Alabama	28	2	0	4	4	1	1	3	5	6	2
Kentucky	11	0	2	2	2	1	0	1	1	1	1
Mississippi	5	0	0	1	0	0	0	1	3	0	0
Tennessee	11	2	2	0	0	0	0	4	1	0	2
West South Central	127	18	10	14	14	10	8	13	13	18	9
Arkansas	17	3	0	4	1	4	0	1	2	0	2
Louisiana	19	2	2	3	1	2	1	3	1	1	3
Oklahoma	15	3	2	1	2	1	3	0	0	3	0
Texas	76	10	6	6	10	3	4	9	10	14	4
WEST	161	9	16	19	19	16	24	20	14	14	10
Mountain	58	3	4	10	7	4	10	5	6	9	0
Arizona	24	0	3	3	3	2	5	1	1	6	0
Colorado	7	0	0	2	1	0	2	0	1	1	0
Idaho	3	0	0	0	1	0	0	0	2	0	0
Montana	3	1	0	0	0	0	0	2	0	0	0
Nevada	1	0	0	0	0	0	0	1	0	0	0
New Mexico	10	1	0	3	1	1	0	1	2	1	0
Utah	8	1	0	2	0	1	3	0	0	1	0
Wyoming	2	0	1	0	1	0	0	0	0	0	0
Pacific	103	6	12	9	12	12	14	15	8	5	10
Alaska	1	0	1	0	0	0	0	0	0	0	0
California	77	3	9	6	6	10	12	13	8	3	7
Hawaii	3	0	0	0	1	0	0	0	0	1	1
Oregon	10	2	2	1	3	0	0	2	0	0	0
Washington	12	1	0	2	2	2	2	0	0	1	2
U.S. TERRITORIES	15	0	1	1	5	2	1	0	1	3	1
American Samoa	0	0	0	0	0	0	0	0	0	0	0
Guam	2	0	0	0	1	0	0	0	1	0	0
Mariana Islands	0	0	0	0	0	0	0	0	0	0	0
Puerto Rico	13	0	1	1	4	2	1	0	0	3	1
U.S. Virgin Islands	0	0	0	0	0	0	0	0	0	0	0
FOREIGN	4	0	0	0	1	0	0	2	1	0	0

**TABLE 19. LAW ENFORCEMENT OFFICERS ACCIDENTALLY KILLED, 1982-1991
CIRCUMSTANCES AT SCENE OF INCIDENT**

Circumstances	Total	1982	1983	1984	1985	1986	1987	1988	1989	1990	1991
Total	705	72	72	75	70	67	74	77	79	67	52
Automobile Accidents	305	22	28	34	32	24	36	35	43	27	24
Motorcycle Accidents	60	6	8	6	3	5	5	6	5	10	6
Aircraft Accidents	87	11	10	11	8	12	5	7	10	7	6
Struck by Vehicles (traffic stops, roadblocks, etc.)	72	12	10	6	9	2	7	7	8	6	5
Struck by Vehicles (directing traffic, assisting motorists, etc.)	81	11	8	6	10	10	11	9	4	9	3
Accidental Shootings (crossfires, mistaken identities, firearm mishaps)	39	3	1	5	3	8	4	6	4	4	1
Accidental Shootings (training sessions)	10	1	3	1	1	2	1	0	0	1	0
Accidental Shootings (self-inflicted)	5	1	1	1	1	0	0	1	0	0	0
Other (falls, drownings, etc.)	46	5	3	5	3	4	5	6	5	3	7

SECTION II

LAW ENFORCEMENT OFFICERS ASSAULTED

Nationwide, an average of 16 of 100 law enforcement officers were assaulted in 1991. During the year, 62,852 line-of-duty assaults were reported by 9,263 agencies covering 76 percent of the total United States population. These agencies employed a total of 405,069 officers.

Geographically, the Southern States registered an assault rate of 19 per 100 officers. The Northeastern States followed with 17 assaults per 100 officers and the Western States with 13 per 100 officers. The lowest assault rate was recorded in the Midwestern States, 11 per 100 officers.

By population grouping, the assault rates ranged from 27 per 100 officers in cities of 100,000 to 249,999 inhabitants to 5 assaults per 100 officers in the rural counties.

Injuries

In 1991, 23,650 law enforcement officers were reported to have received personal injuries resulting from their assaults. The injury rate of 6 injuries per 100 officers remained about the same as in recent years.

Among the geographic regions, the rate was highest in the Northeast where 10 of every 100 officers received personal injuries. In the South, the rate was 6 per 100 officers. In the Midwest and the West the rate was lowest, 4 of every 100 officers received personal injuries. As compared to the 1990 levels, the 1991 injury rates slightly decreased in all regions but the Midwest, where there was a slight increase.

Within the population groups, law enforcement officers in cities with 250,000 or more inhabitants experienced the greatest assault injury rate, 10 per 100 officers. The lowest rate, 2 per 100 officers, was recorded in the rural counties.

Weapons

Eighty-one percent of the assaults on law enforcement officers during 1991 were committed with personal weapons (hands, fists, feet, etc.). Of such assaults, 38 percent resulted in injuries. Firearms were used in 6 percent of all assaults; of the officers attacked with these weapons, 31 percent were injured.

Two percent of the assaults were with knives or cutting instruments; 31 percent of these victims received injuries. Eleven percent of the officers were attacked with other dangerous weapons, 44 percent of whom were injured.

Circumstances

Accounting for 1 of every 3 assaults, more officers were attacked while responding to disturbance calls (family quarrels, man with gun, bar fights, etc.) than under any other circumstance. Twenty-four percent of the assault victims were attempting arrests when assaulted; 2 percent by robbery suspects, 2 percent by burglary suspects, and 21 percent by suspects of other crimes. Eleven percent of all assaults occurred while the officers were handling, transporting, or maintaining custody of prisoners; 9 percent during traffic pursuits or stops; and 9 percent while investigating suspicious persons or circumstances. The remainder of the assaults took place while the officers were performing various other duties.

Types of Assignment

During 1991, 4 of 5 law enforcement officers assaulted were on vehicle patrol at the time they were attacked.

1-officer vehicles, and 25 percent to 2-officer vehicles. Seven percent of those assaulted were on detective or special assignment, and 14 percent were performing other duties. Seventy-one percent of the victims were assisted at the scene of the incident by fellow officers.

Times

As in previous years, one-third of all assaults on law enforcement officers took place during the hours of 10 p.m. to 2 a.m. The evening and early morning duty shifts were

when most assaults occurred. Two-thirds took place between 6 p.m. and 4 a.m.

Clearances

Seventy-nine percent of all reported assaults on law enforcement officers in 1991 were cleared by arrest or exceptional means. Assaults occurring while handling mentally deranged persons were most frequently cleared (86 percent). The circumstance with the lowest clearance rate, 48 percent, was ambush.

**TABLE 1. LAW ENFORCEMENT OFFICERS ASSAULTED, 1991
REGION AND DIVISION**

Region Division	Total	Rate per 100 Officers	Assaults with Injury	Rate per 100 Officers
Total	62,852	15.5	23,650	5.8
NORTHEAST	14,331	17.0	8,035	9.5
New England	2,725	20.4	765	5.7
Middle Atlantic	11,606	16.3	7,270	10.2
MIDWEST	9,684	10.9	3,747	4.2
East North Central	6,726	9.8	2,859	4.1
West North Central	2,958	14.8	888	4.4
SOUTH	27,226	18.8	8,407	6.7
South Atlantic	18,845	23.1	5,766	7.1
East South Central	732	6.5	333	2.9
West South Central	7,649	14.6	2,308	4.4
WEST	11,611	13.4	3,461	4.4
Mountain	1,879	12.5	435	2.9
Pacific	9,732	13.6	3,026	4.2

**TABLE 2. LAW ENFORCEMENT OFFICERS ASSAULTED, 1991
POPULATION GROUP**

Population Group of Victim Officer's Agency	Total	Rate per 100 Officers	Assaults with Injury	Rate per 100 Officers
Total	62,852	15.5	23,650	5.8
Group I (250,000 and over)	23,563	20.6	10,860	9.5
Group II (100,000 to 249,999)	7,555	26.8	2,085	7.4
Group III (50,000 to 99,999)	6,441	19.7	1,903	5.8
Group IV (25,000 to 49,999)	4,945	15.6	1,607	5.1
Group V (10,000 to 24,999)	4,094	11.1	1,464	4.0
Group VI (under 10,000)	4,560	9.8	1,656	3.5
Suburban Counties	10,115	12.0	3,510	4.2
Rural Counties	1,579	5.2	565	1.9

**TABLE 3. LAW ENFORCEMENT OFFICERS ASSAULTED, 1991
REGION AND DIVISION BY TYPE OF WEAPON**

Region Division	Total	Type of Weapon			
		Firearm	Knife or Cutting Instrument	Other Dangerous Weapon	Personal Weapon
Total	62,852	3,532	1,493	7,014	50,813
Percent distribution	100.0	5.6	2.4	11.2	80.8
NORTHEAST	14,331	1,031	331	1,765	11,204
New England	2,725	24	46	173	2,482
Middle Atlantic	11,606	1,007	285	1,592	8,722
MIDWEST	9,684	591	186	777	8,130
East North Central	6,726	350	124	482	5,770
West North Central	2,958	241	62	295	2,360
SOUTH	27,226	1,285	689	3,144	22,108
South Atlantic	18,845	740	479	2,250	15,376
East South Central	732	65	18	129	520
West South Central	7,649	480	192	765	6,212
WEST	11,611	625	287	1,328	9,371
Mountain	1,879	90	70	200	1,519
Pacific	9,732	535	217	1,128	7,852

**TABLE 4. LAW ENFORCEMENT OFFICERS ASSAULTED, 1991
POPULATION GROUP BY TYPE OF WEAPON**

Region Division	Total	Type of Weapon			
		Firearm	Knife or Cutting Instrument	Other Dangerous Weapon	Personal Weapon
Total	62,852	3,532	1,493	7,014	50,813
Percent distribution	100.0	5.6	2.4	11.2	80.8
Group I (250,000 and over)	23,563	2,061	558	2,963	17,981
Group II (100,000 to 249,999)	7,555	303	149	712	6,391
Group III (50,000 to 99,999)	6,441	188	160	692	5,401
Group IV (25,000 to 49,999)	4,945	141	114	451	4,239
Group V (10,000 to 24,999)	4,094	137	103	389	3,465
Group VI (under 10,000)	4,560	192	133	485	3,750
Suburban Counties	10,115	367	229	1,121	8,398
Rural Counties	1,579	143	47	201	1,188

**TABLE 5. LAW ENFORCEMENT OFFICERS ASSAULTED, 1991
CIRCUMSTANCE AT SCENE OF INCIDENT BY TYPE OF WEAPON,
PERCENT DISTRIBUTION**

Circumstances at Scene of Incident	Total	Type of Weapon			
		Firearm	Knife or Cutting Instrument	Other Dangerous Weapon	Personal Weapon
Total	62,852	3,532	1,493	7,014	50,813
Percent distribution *	100.0	5.6	2.4	11.2	80.8
Disturbance Calls (Family quarrels, man with gun, etc)	20,267	869	679	1,650	17,069
Percent distribution	100.0	4.3	3.4	8.1	84.2
Burglaries in Progress or Pursuing Burglary Suspects	1,016	95	29	198	694
Percent distribution	100.0	9.4	2.9	19.5	68.3
Robberies in Progress or Pursuing Robbery Suspects	982	309	43	157	473
Percent distribution	100.0	31.5	4.4	16.0	48.2
Attempting Other Arrests	13,223	545	213	1,238	11,227
Percent distribution	100.0	4.1	1.6	9.4	84.9
Civil Disorders (Mass disobedience, riot, etc.)	980	14	21	248	697
Percent distribution	100.0	1.4	2.1	25.3	71.1
Handling, Transporting, Custody of Prisoners	7,110	76	52	373	6,609
Percent distribution	100.0	1.1	0.7	5.2	93.0
Investigating Suspicious Persons and Circumstances	5,410	436	148	673	4,153
Percent distribution	100.0	8.1	2.7	12.4	76.8
Ambush (No warning)	477	226	12	143	96
Percent distribution	100.0	47.4	2.5	30.0	20.1
Mentally Deranged	861	35	82	88	656
Percent distribution	100.0	4.1	9.5	10.2	76.2
Traffic Pursuits and Stops	5,488	250	50	1,219	3,969
Percent distribution	100.0	4.6	0.9	22.2	72.3
All Other	7,038	677	164	1,027	5,170
Percent distribution	100.0	9.6	2.3	14.6	73.5

*Because of rounding, percentages may not add to 100.0

**TABLE 6. LAW ENFORCEMENT OFFICERS ASSAULTED, 1991
TYPE OF ASSIGNMENT BY CIRCUMSTANCES AT SCENE OF INCIDENT,
PERCENT DISTRIBUTION**

Circumstances at Scene of Incident	Type of Assignment							
	Total	2-Officer Vehicle	1-Officer Vehicle		Detective/ Special Assignment		Other	
			Alone	Assisted	Alone	Assisted	Alone	Assisted
Total	62,852	15,744	13,734	20,070	1,407	2,892	3,336	5,669
Percent of assignment*	100.0	100.0	100.0	100.0	100.0	100.0	100.0	100.0
Disturbance Calls (Family quarrels, man with gun, etc.)	20,267	5,069	4,458	8,833	354	263	389	901
Percent of assignment	32.2	32.2	32.5	44.0	25.2	9.1	11.7	15.9
Burglaries in Progress/ Pursuing Burglary Suspects	1,016	390	187	300	15	44	37	43
Percent of assignment	1.6	2.5	1.4	1.5	1.1	1.5	1.1	0.8
Robberies in Progress/ Pursuing Robbery Suspects	982	371	116	160	27	104	122	82
Percent of assignment	1.6	2.4	0.8	0.8	1.9	3.6	3.7	1.4
Attempting Other Arrests	13,223	3,586	2,757	3,783	421	1,002	574	1,100
Percent of assignment	21.0	22.8	20.1	18.8	29.9	34.6	17.2	19.4
Civil Disorders (Mass disobedience, riot, etc.)	980	142	128	297	34	77	36	266
Percent of assignment	1.6	0.9	0.9	1.5	2.4	2.7	1.1	4.7
Handling, Transporting, Custody of Prisoners	7,110	1,338	1,246	1,583	99	267	785	1,792
Percent of assignment	11.3	8.5	9.1	7.9	7.0	9.2	23.5	31.6
Investigating Suspicious Persons/Circumstances	5,410	1,430	1,331	1,532	155	449	230	283
Percent of assignment	8.6	9.1	9.7	7.6	11.0	15.5	6.9	5.0
Ambush (No warning)	477	190	110	40	16	49	39	33
Percent of assignment	0.8	1.2	0.8	0.2	1.1	1.7	1.2	0.6
Mentally Deranged	861	309	126	276	7	21	35	87
Percent of assignment	1.4	2.0	0.9	1.4	0.5	0.7	1.0	1.5
Traffic Pursuits and Stops	5,488	1,444	1,754	1,791	63	120	176	140
Percent of assignment	8.7	9.2	12.8	8.9	4.5	4.1	5.3	2.5
All Other	7,038	1,475	1,521	1,475	216	496	913	942
Percent of assignment	11.2	9.4	11.1	7.3	15.4	17.2	27.4	16.6

*Because of rounding, percentages may not add to 100.0

**TABLE 7. LAW ENFORCEMENT OFFICERS ASSAULTED, 1982-1991
TYPE OF WEAPON AND PERCENT RECEIVING PERSONAL INJURY**

Year	Total	Fire- arm	Knife or Cutting Instru- ment	Other Dan- gerous Weapon	Personal Weapon	Number of Agencies	Popu- lation (in thousands)	Number of Officers
1982 Total Assaults	55,775	2,642	1,452	4,879	46,802	8,829	176,563	319,141
Percent injured	30.7	16.4	27.0	39.1	30.7			
1983 Total Assaults	62,324	3,067	1,829	5,527	51,901	9,908	198,341	377,620
Percent injured	33.4	21.8	31.4	40.2	33.4			
1984 Total Assaults	60,153	2,654	1,662	5,148	50,689	10,002	195,794	372,268
Percent injured	33.6	20.1	30.0	42.2	33.5			
1985 Total Assaults	61,724	2,793	1,715	5,263	51,953	9,906	198,935	389,808
Percent injured	33.7	20.8	27.4	41.1	33.9			
1986 Total Assaults	64,259	2,852	1,614	5,721	54,072	9,755	196,030	380,249
Percent injured	33.7	22.3	29.9	38.3	33.9			
1987 Total Assaults	63,842	2,789	1,561	5,685	53,807	8,957	190,025	378,977
Percent injured	33.3	21.7	30.7	38.4	33.5			
1988 Total Assaults	58,752	2,759	1,367	5,573	49,053	8,866	186,418	369,743
Percent injured	35.8	27.3	32.3	42.1	35.6			
1989 Total Assaults	62,172	3,154	1,379	5,778	51,861	9,213	189,641	380,232
Percent injured	35.2	30.2	30.5	40.8	35.0			
1990 Total Assaults	71,794	3,662	1,641	7,390	59,101	9,483	199,065	412,314
Percent injured	36.3	29.4	29.4	42.5	36.1			
1991 Total Assaults	62,852	3,532	1,493	7,014	50,813	9,263	191,397	405,069
Percent injured	37.6	30.8	30.6	43.5	37.5			

TABLE 8. LAW ENFORCEMENT OFFICERS ASSAULTED, 1982-1991
(RATE PER 100 OFFICERS)

Year	Total	Type of Weapon			
		Firearm	Knife or Cutting Instrument	Other Dangerous Weapon	Personal Weapon
1982	17.5	0.8	0.5	1.5	14.7
1983	16.5	0.8	0.5	1.5	13.7
1984	16.2	0.7	0.4	1.4	13.6
1985	15.8	0.7	0.4	1.4	13.3
1986	16.9	0.8	0.4	1.5	14.2
1987	16.8	0.7	0.4	1.5	14.2
1988	15.9	0.7	0.4	1.5	13.3
1989	16.4	0.8	0.4	1.5	13.6
1990	17.4	0.9	0.4	1.8	14.3
1991	15.5	0.9	0.4	1.7	12.5

TABLE 9. LAW ENFORCEMENT OFFICERS ASSAULTED, 1991
TIME OF DAY BY POPULATION GROUP, PERCENT DISTRIBUTION

Time of Day	Total	Group I	Group II	Group III	Group IV	Group V	Group VI	Suburban Counties	Rural Counties
Total	62,852	23,563	7,555	6,441	4,945	4,094	4,560	10,115	1,579
Percent distribution*	100.0	100.0	100.0	100.0	100.0	100.0	100.0	100.0	100.0
A.M.									
12:01 - 2	17.1	15.5	16.1	18.8	20.7	20.4	20.5	16.2	16.9
2:01 - 4	11.1	11.1	11.2	11.9	11.6	11.1	11.8	10.9	7.7
4:01 - 6	4.2	5.1	4.5	3.4	3.6	2.9	3.0	4.4	2.1
6:01 - 8	2.2	2.5	1.8	1.8	1.7	1.8	1.8	2.6	2.1
8:01 - 10	3.0	3.3	2.4	2.2	2.3	2.6	2.5	3.9	3.8
10:01 - Noon	4.0	4.4	3.7	3.6	3.3	3.5	3.1	4.3	4.2
P.M.									
12:01 - 2	4.6	5.2	3.9	4.4	4.2	3.7	3.9	4.8	6.1
2:01 - 4	5.9	6.5	5.2	5.4	5.6	4.5	5.2	6.3	6.8
4:01 - 6	8.2	8.5	9.1	7.4	7.6	7.6	7.3	8.3	8.0
6:01 - 8	10.2	10.7	11.1	10.3	9.4	8.8	8.2	10.0	10.1
8:01 - 10	13.4	12.6	14.1	13.6	12.7	16.0	14.0	13.5	13.1
10:01 - Midnight	16.0	14.7	16.9	17.2	17.4	17.1	18.6	14.8	19.2

*Because of rounding, percentages may not add to 100.0.

**TABLE 10. LAW ENFORCEMENT OFFICERS ASSAULTED, 1991
CIRCUMSTANCES AT SCENE OF INCIDENT BY POPULATION GROUP,
PERCENT CLEARED**

Circumstances at Scene of Incident	Total	Group I	Group II	Group III	Group IV	Group V	Group VI	Sub- urban Counties	Rural Coun- ties
Total	62,852	23,563	7,555	6,441	4,945	4,094	4,560	10,115	1,579
Percent cleared	79.4	86.9	84.8	78.4	76.4	80.5	82.5	58.9	73.8
Disturbance Calls (Family quarrels, man with gun, etc.)	20,267	6,455	2,588	2,345	1,890	1,561	1,606	3,289	533
Percent cleared	81.1	90.1	86.2	82.1	77.9	82.2	84.2	60.7	68.7
Burglaries in Progress or Pursuing Burglary Suspects	1,016	446	153	106	64	53	60	116	18
Percent cleared	84.3	90.1	86.3	82.1	76.6	84.9	78.3	68.1	83.3
Robberies in Progress or Pursuing Robbery Suspects	982	699	81	57	27	19	16	68	15
Percent cleared	83.3	85.7	87.7	82.5	77.8	78.9	87.5	54.4	93.3
Attempting Other Arrests	13,223	6,077	1,413	1,193	1,013	865	926	1,495	241
Percent cleared	82.3	90.8	85.6	82.1	73.4	81.0	85.3	51.4	72.2
Civil Disorders (Mass disobedience, riot, etc.)	980	360	136	142	73	72	95	86	16
Percent cleared	68.5	54.7	83.1	78.9	76.7	88.9	76.8	53.3	62.5
Handling, Transporting, Custody of Prisoners	7,110	2,249	630	699	561	524	449	1,728	270
Percent cleared	81.9	92.1	85.7	76.8	85.6	82.1	84.2	68.6	75.6
Investigating Suspicious Persons and Circumstances	5,410	1,993	888	620	388	300	388	749	84
Percent cleared	76.1	83.2	83.8	73.1	71.9	77.0	84.8	47.8	76.5
Ambush (No warning)	477	314	37	20	25	7	21	49	4
Percent cleared	48.4	51.6	40.5	80.0	24.0	71.4	42.9	32.7	50.0
Mentally Deranged	861	422	72	44	47	53	81	109	33
Percent cleared	85.7	87.2	97.2	88.6	89.4	81.1	87.7	70.6	84.8
Traffic Pursuits and Stops	5,488	1,740	693	571	430	367	544	922	221
Percent cleared	77.2	85.2	84.0	78.3	77.2	77.7	77.2	54.8	82.8
All Other	7,038	2,808	864	644	427	273	374	1,504	144
Percent cleared	72.1	78.7	81.0	62.6	69.6	71.4	74.1	59.0	72.9

SECTION III

ASSAULTS ON FEDERAL OFFICERS

During 1991, 683 Federal officers were assaulted while performing their official duties. One officer died in 1991 as a result of wounds received in a 1985 attack. Personal injuries were suffered by 189 officers.

During the 5-year period, 1987-1991, 3,181 officers were assaulted, and 561 officers were injured. The following 12 were slain in the line of duty: a Drug Enforcement Administration (DEA) Agent in 1987; 2 DEA Agents, a Customs Service Agent, and an officer with the Bureau of Indian Affairs in 1988; a DEA Agent and an Immigration and Naturalization Service Agent in 1989; a National Park Service Ranger, 2 FBI Agents, and 1 Customs Service Inspector in 1990; and a Deputy U.S. Marshal in 1991.

The greatest number of assaults in 1991 was recorded by the Department of Justice with 59 percent of the total. Nineteen percent of the officers assaulted were with the Department of the Treasury, 14 percent with the Department of the Interior, 6 percent with the Postal Service, and 2 percent with the U.S. Capitol Police.

Personal weapons were used in 34 percent of assaults in 1991. Firearms were the weapons used in 12 percent, blunt objects in 11 percent, vehicles in 7 percent, knives in 3 percent, and other dangerous weapons in 2 percent. Fifteen percent of the assaults were threats. (The weapons for 96 National Park Service officers and 4 Immigration and Naturalization Service officers were not reported.)

More Federal officers, 203 or 30 percent, were assaulted while on patrol or guard duty than while engaged in any

other activity during 1991. Seventeen percent occurred while officers were conducting investigations/searches, and 10 percent of the victims were making arrests/serving summonses when assaulted. Six percent of the victims were maintaining custody of prisoners; 4 percent were on office duty; 1 percent were on court or protection duty; and 11 percent were performing other duties when assaulted. (The activity for 96 National Park Service officers, 41 Immigration and Naturalization Service officers, and 3 Bureau of Alcohol, Tobacco and Firearms officers was not reported.)

Among the geographic regions, the West accounted for the largest portion of all reported assaults, 28 percent. The South accounted for 23 percent, the Northeast for 9 percent, the Midwest for 7 percent, and the U.S. territories and foreign locations, 4 percent. (The states in which assaults occurred were not reported for 97 Immigration and Naturalization Service Agents/officers, 96 National Park Service officers, and 3 Bureau of Alcohol, Tobacco and Firearms Agents.)

Information was received for 547 offenders identified in connection with assaulting Federal officers in 1991. Disposition information was reported on 285 of these offenders. Fifty-one percent of the 285 offenders have been charged with assaulting a Federal officer, and 34 percent of those charged have been found guilty.

DEPARTMENTAL ASSAULTS - 1991

Department of the Interior

The 96 Interior Department officers assaulted in 1991 were all reported by the National Park Service; however, due to collection procedures, no breakdowns for either victim officers or offenders were available. No report of officers assaulted in 1991 was received from the Bureau of Indian Affairs.

Department of Justice

The 404 attacks on officers of the Justice Department represented 59 percent of the total number of assaults reported in 1991. The majority of those assaults (73 percent) were perpetrated against Immigration and Naturalization Service officers.

One Justice Department officer, a Deputy U.S. Marshal, died in 1991 as a result of a gunshot wound received in 1985 while transporting prisoners. A total of 125 Justice Department officers suffered personal injuries due to assaults occurring in 1991.

Of the attacks against Justice Department officers, 40 percent were committed with personal weapons; 17 percent with blunt objects; 13 percent with firearms; 9 percent with vehicles; 3 percent with knives; and 2 percent with other weapons. Threats comprised 15 percent of the total assaults. (The weapons for 4 Immigration and Naturalization Service officers were not reported.)

During these attacks, 45 percent of the officers were on patrol/guard duty, 9 percent had custody of prisoners, 8 percent were making arrests/serving summonses, and 8 percent were conducting investigations/searches. Seventeen percent of the victims were performing other duties. (The activity of 41 Immigration and Naturalization officers was not reported.) In connection with these attacks, 415 assailants have been identified.

Department of the Treasury

The Department of the Treasury recorded 127 assaults (41 with personal injury) on officers within its various branches—a 74 percent increase over 1990. Most of the assaults (52 percent) were perpetrated against Customs Agents/officers.

Among the weapons used against Treasury officers, 43 were personal weapons; 26 firearms; 10 vehicles; 8 blunt objects; 2 knives; and 2 other weapons. Threats were lodged against 36 officers.

At the time of the assaults, 81 victims were conducting investigations/searches, 25 were making arrests or serving summonses, 3 were on office duty, 2 were on protection duty, 1 was on court duty, and 1 had custody of prisoners. Eleven were performing other duties. (The activity for 3 Bureau of Alcohol, Tobacco and Firearms officers was not reported.) Eighty-nine assailants have been identified.

U.S. Capitol Police

In 1991, 17 assaults were reported by the U.S. Capitol Police. Four resulted in personal injury to the victim officers. All 17 victims were on patrol guard when assaulted.

Personal weapons were used in 12 of the incidents. Three officers were assaulted with knives, 1 with a firearm, and 1 with a vehicle. Seventeen assailants have been identified.

U.S. Postal Service

Thirty-nine postal inspectors and security police officers were attacked in 1991 resulting in 19 injuries. Personal weapons were used against 18 of the officers, firearms against 7, vehicles against 3, knives against 2, and other weapons against 6. Threats were directed against 3 of the officers.

By activity, 15 of the officers were on office duty, 14 were making arrests, 5 were conducting investigations/searches, and 5 were on patrol duty. Twenty-six assailants were identified.

**TABLE 1. ASSAULTS ON FEDERAL OFFICERS, 1990-1991
VICTIMS AND KNOWN ASSAILANTS
DEPARTMENT AND AGENCY**

Department Agency	Victims		Known Assailants	
	1990	1991	1990	1991
Total	664	683*	47	547*
Department of the Interior	38	96	32	---
Bureau of Indian Affairs*	5	---	4	---
National Park Service**	33	96	28	---
Department of Justice	514	404	115	415
Drug Enforcement Administration	65	47	44	26
Federal Bureau of Investigation	24	31	15	19
Immigration and Naturalization Service***	409	296	39	345
U.S. Marshals Service	16	30	17	25
Department of the Treasury	73	127	69	89
Bureau of Alcohol, Tobacco and Firearms	7	31	9	31
Internal Revenue Service	3	1	3	2
U.S. Customs Service	35	66	34	30
U.S. Secret Service	28	29	23	26
United States Capitol Police	16	17	11	17
United States Postal Service	23	39	20	26

* No report concerning assaults on Bureau of Indian Affairs officers was received for 1991.

** No information concerning assailants against National Park Service officers was received for 1991.

*** Variations in Immigration and Naturalization Service figures are due to changes in reporting procedures.

**TABLE 2. ASSAULTS ON FEDERAL OFFICERS, 1991
VICTIMS KILLED OR INJURED
DEPARTMENT AND AGENCY**

Department Agency	Killed		Injured	
	Firearm	Other Weapon	Firearm	Other Weapon
Total	1	0	7	182
Department of the Interior	0	0	0	0
Bureau of Indian Affairs*	---	---	---	---
National Park Service**	0	0	---	---
Department of Justice	1	0	2	123
Drug Enforcement Administration	0	0	1	4
Federal Bureau of Investigation	0	0	0	3
Immigration and Naturalization Service***	0	0	1	101
U.S. Marshals Service	1	0	0	15
Department of the Treasury	0	0	4	37
Bureau of Alcohol, Tobacco and Firearms	0	0	2	3
Internal Revenue Service	0	0	0	0
U.S. Customs Service	0	0	1	19
U.S. Secret Service	0	0	1	15
United States Capitol Police	0	0	0	4
United States Postal Service	0	0	1	18

* No report concerning assaults on Bureau of Indian Affairs officers was received for 1991.

** Information on injuries incurred during assaults on National Park Service officers was not reported for 1991.

*** Variations in Immigration and Naturalization Service figures are due to changes in reporting procedures.

TABLE 3. ASSAULTS ON FEDERAL OFFICERS, 1987-1991
TYPE OF WEAPON

Year Extent of Injury	Total	Firearm	Knife	Blunt Object	Bomb	Vehicle	Personal Weapons	Threat	Other
Total	3,081*	366	80	333	8	230	1,055	932	77
1987	571	52	19	24	4	43	168	247	14
Killed	1	1	0	0	0	0	0	0	0
Injured	36	11	1	0	0	7	17	0	0
Not Injured	534	40	18	24	4	36	151	247	14
1988	702	59	8	14	1	28	148	431	13
Killed	4	3	0	0	0	0	0	0	1
Injured	55	6	2	2	0	3	40	0	2
Not Injured	643	50	6	12	1	25	108	431	10
1989	561	100	18	59	0	42	242	73	27
Killed	2	2	0	0	0	0	0	0	0
Injured	130	7	5	17	0	11	88	0	2
Not Injured	429	91	13	42	0	31	154	73	25
1990	664	70	16	158	2	68	263	80	7
Killed	4	3	0	0	0	1	0	0	0
Injured	151	9	5	23	0	19	90	0	5
Not Injured	509	58	11	135	2	48	173	80	2
1991	683*	85	19	78	1	49	234	101	16
Killed	1	1	0	0	0	0	0	0	0
Injured	189	7	2	19	0	14	137	0	10
Not Injured	393	77	17	59	1	35	97	101	6

*No report concerning assaults on Bureau of Indian Affairs Officers was received for 1991. Type of weapon was not reported for 96 National Park Service victims and 4 Immigration and Naturalization Service victims in 1991, as well as, 146 Bureau of Prisons victim in 1988.

**TABLE 4. ASSAULTS ON FEDERAL OFFICERS, 1987-1991
DEPARTMENT BY TYPE OF WEAPON**

Department	Total	Firearm	Knife	Blunt Object	Bomb	Vehicle	Personal Weapons	Threat	Other
Total	3,081*	366	80	333	8	230	1,055	932	77
Department of the Interior	235*	15	4	6	0	28	79	1	6
1987	33	1	3	0	0	6	23	0	0
1988	35	2	1	3	0	5	22	1	1
1989	33	6	0	1	0	1	24	0	1
1990	38	6	0	2	0	16	10	0	4
1991*	96*	---	---	---	---	---	---	---	---
Department of Justice	1,713*	245	42	298	6	136	642	296	44
1987	232	30	4	18	3	24	87	60	6
1988	160	37	0	2	1	12	46	58	4
1989	403	76	12	54	0	28	154	55	24
1990	514	51	14	154	1	37	194	61	2
1991*	404*	51	12	70	1	35	161	62	8
Department of the Treasury	1,036	85	25	27	2	53	195	632	17
1987	270	17	11	6	1	10	31	187	7
1988	467	17	6	7	0	10	50	372	5
1989	99	15	4	4	0	10	46	18	2
1990	73	10	2	2	1	13	25	19	1
1991	127	26	2	8	0	10	43	36	2
United States Capitol Police	56	3	4	2	0	4	43	0	0
1987	7	0	0	0	0	1	6	0	0
1988	8	1	0	2	0	0	5	0	0
1989	8	1	1	0	0	1	5	0	0
1990	16	0	0	0	0	1	15	0	0
1991	17	1	3	0	0	1	12	0	0
United States Postal Service	141	18	5	0	0	9	96	3	10
1987	29	4	1	0	0	2	21	0	1
1988	32	2	1	0	0	1	25	0	3
1989	18	2	1	0	0	2	13	0	0
1990	23	3	0	0	0	1	19	0	0
1991	39	7	2	0	0	3	18	3	6

* No report concerning assaults on Bureau of Indian Affairs was received for 1991. Type of weapon not reported for 96 National Park Service victims and 4 Immigration and Naturalization Service victims in 1991.

**TABLE 5. ASSAULTS ON FEDERAL OFFICERS, 1991
DEPARTMENT AND AGENCY BY TYPE OF WEAPON**

Department Agency	Total	Firearm	Knife	Blunt Object	Bomb	Vehicle	Personal Weapons	Threat	Other
Total	683 *	85	19	78	1	49	234	101	16
Department of the Interior	96 *	---	---	---	---	---	---	---	---
Bureau of Indian Affairs	---	---	---	---	---	---	---	---	---
National Park Service	96 *	---	---	---	---	---	---	---	---
Department of Justice	404 *	51	12	70	1	35	161	62	8
Drug Enforcement Administration	47	4	0	0	0	3	1	38	1
Federal Bureau of Investigation	31	8	1	0	0	7	7	8	0
Immigration and Naturalization Service	296 *	37	11	68	0	22	135	13	6
U.S. Marshals Service	30	2	0	2	1	3	18	3	1
Department of the Treasury	127	26	2	8	0	10	43	36	2
Bureau of Alcohol, Tobacco and Firearms	31	6	1	0	0	3	8	12	1
Internal Revenue Service	1	0	0	0	0	0	1	0	0
U.S. Customs Service	66	12	1	7	0	6	19	21	0
U.S. Secret Service	29	8	0	1	0	1	15	3	1
United States Capitol Police	17	1	3	0	0	1	12	0	0
United States Postal Service	39	7	2	0	0	3	18	3	6

* No report concerning assaults on Bureau of Indian Affairs officers was received for 1991. Type of weapon was not reported for 96 National Park Service victims and 4 Immigration and Naturalization Service victims. Variations in Immigration and Naturalization Service figures are due to changes in reporting procedures.

**TABLE 6. ASSAULTS ON FEDERAL OFFICERS, 1991
DEPARTMENT AND AGENCY BY ACTIVITY**

Department Agency	Total	Arrests/ Summons	Court Duty	Custody of Prisoners	Investi- gation/ Searches	Protec- tion Duty	Office Duty	Patrol/ Guard Duty	Other
Total	683*	71	3	38	119	2	29	203	78
Department of the Interior	96*	---	---	---	---	---	---	---	---
Bureau of Indian Affairs	---	---	---	---	---	---	---	---	---
National Park Service	96*	---	---	---	---	---	---	---	---
Department of Justice	404*	32	2	37	33	0	11	181	67
Drug Enforcement Administration	47	5	0	0	3	0	1	0	38
Federal Bureau of Investigation	31	15	0	0	6	0	7	0	3
Immigration and Naturalization Service	296*	8	0	30	17	0	2	176	22
U.S. Marshals Service	30	4	2	7	7	0	1	5	4
Department of the Treasury	127*	25	1	1	81	2	3	0	11
Bureau of Alcohol, Tobacco and Firearms	31*	7	1	1	15	0	0	0	4
Internal Revenue Service	1	0	0	0	0	1	0	0	0
U.S. Customs Service	66	0	0	0	57	0	3	0	6
U.S. Secret Service	29	18	0	0	9	1	0	0	1
United States Capitol Police	17	0	0	0	0	0	0	17	0
United States Postal Service	39	14	0	0	5	0	15	5	0

* No report concerning assaults on Bureau of Indian Affairs officers was received for 1991. Activity was not reported for 96 National Park Service victims; 41 Immigration and Naturalization Service victims; and 3 Bureau of Alcohol, Tobacco and Firearms victims. Variations in Immigration and Naturalization Service figures are due to changes in reporting procedures.

**TABLE 7. ASSAULTS ON FEDERAL OFFICERS
DISPOSITION OF KNOWN ASSAILANTS, 1991
DEPARTMENT AND AGENCY**

	Total	Persons Not Charged			Fugi- tive	Persons Charged			Not Guilty	Guilty
		Deceased	Pending Prosecu- tive Opinion	Prosecu- tion Declined		Incompe- tent to Stand Trial	Awaiting Trial	Dis- missed		
Total	285*	10	18	113	9	3	74	9	49	
Department of the Interior	---*	---	---	---	---	---	---	---	---	---
Bureau of Indian Affairs	---*	---	---	---	---	---	---	---	---	---
National Park Service	---*	---	---	---	---	---	---	---	---	---
Department of Justice	163*	8	14	79	8	3	33	3	15	
Drug Enforcement Administration	26	0	0	19	0	0	6	0	1	
Federal Bureau of Investigation	19	2	3	0	1	2	7	0	4	
Immigration and Naturalization Service	93	5	6	54	5	0	17	2	4	
U.S. Marshals Service	25	1	5	6	2	1	3	1	6	
Department of the Treasury	79*	2	4	10	1	0	40	1	21	
Bureau of Alcohol, Tobacco and Firearms	21*	1	0	1	1	0	8	1	9	
Internal Revenue Service	2	0	0	0	0	0	2	0	0	
U.S. Customs Service	30	0	0	4	0	0	21	0	5	
U.S. Secret Service	26	1	4	5	0	0	9	0	7	
United States Capitol Police	17	0	0	5	0	0	1	5	6	
United States Postal Service	26	0	0	19	0	0	0	0	7	

*Disposition information was not reported for 252 Immigration and Naturalization Service offenders and 10 Bureau of Alcohol, Tobacco and Firearms offenders. No offender information relative to assaults on Bureau of Indian Affairs and National Park Service officers was received for 1991.

**TABLE 8. ASSAULTS ON FEDERAL OFFICERS, 1991
REGION, DIVISION, AND STATE BY TYPE OF WEAPON**

Area	Total	Firearm	Knife	Blunt Object	Bomb	Vehicle	Personal Weapons	Threat	Other
Total	487*	69	16	61	1	38	188	101	13
NORTHEAST	62	7	3	2	1	9	25	9	6
New England	5	0	0	0	0	1	2	2	0
Connecticut	1	0	0	0	0	0	0	1	0
Maine	0	0	0	0	0	0	0	0	0
Massachusetts	2	0	0	0	0	0	1	1	0
New Hampshire	0	0	0	0	0	0	0	0	0
Rhode Island	0	0	0	0	0	0	0	0	0
Vermont	2	0	0	0	0	1	1	0	0
Middle Atlantic	57	7	3	2	1	8	23	7	6
New Jersey	7	0	0	0	1	0	6	0	0
New York	44	7	3	1	0	6	16	5	6
Pennsylvania	6	0	0	1	0	2	1	2	0
MIDWEST	50	13	1	1	0	3	15	13	4
East North Central	34	7	0	1	0	2	10	10	4
Illinois	17	5	0	0	0	1	5	3	3
Indiana	2	0	0	0	0	0	0	2	0
Michigan	8	0	0	1	0	1	3	3	0
Ohio	6	2	0	0	0	0	2	1	1
Wisconsin	1	0	0	0	0	0	0	1	0
West North Central	16	6	1	0	0	1	5	3	0
Iowa	0	0	0	0	0	0	0	0	0
Kansas	0	0	0	0	0	0	0	0	0
Minnesota	4	1	1	0	0	0	0	2	0
Missouri	12	5	0	0	0	1	5	1	0
Nebraska	0	0	0	0	0	0	0	0	0
North Dakota	0	0	0	0	0	0	0	0	0
South Dakota	0	0	0	0	0	0	0	0	0
SOUTH	155	25	7	7	0	11	65	38	2
South Atlantic	78	12	3	3	0	4	36	18	2
Delaware	0	0	0	0	0	0	0	0	0
District of Columbia	31	2	3	1	0	1	23	0	1
Florida	26	7	0	0	0	1	8	10	0
Georgia	7	0	0	0	0	1	1	5	0
Maryland	5	0	0	0	0	1	2	2	0
North Carolina	1	0	0	0	0	0	0	1	0
South Carolina	2	2	0	0	0	0	0	0	0
Virginia	5	1	0	2	0	0	1	0	1
West Virginia	1	0	0	0	0	0	1	0	0

**TABLE 8. ASSAULTS ON FEDERAL OFFICERS, 1991
REGION, DIVISION, AND STATE BY TYPE OF WEAPON - Continued**

Area	Total	Firearm	Knife	Blunt Object	Bomb	Vehicle	Personal Weapons	Threat	Other
East South Central	11	1	0	0	0	2	6	2	0
Alabama	4	1	0	0	0	2	0	1	0
Kentucky	1	0	0	0	0	0	1	0	0
Mississippi	1	0	0	0	0	0	1	0	0
Tennessee	5	0	0	0	0	0	4	1	0
West South Central	66	12	4	4	0	5	23	18	0
Arkansas	1	0	0	0	0	0	0	1	0
Louisiana	3	0	1	0	0	0	1	1	0
Oklahoma	4	0	0	0	0	0	4	0	0
Texas	58	12	3	4	0	5	18	16	0
WEST	190	15	5	51	0	14	81	24	0
Mountain	49	7	3	8	0	2	18	11	0
Arizona	37	6	2	7	0	1	11	10	0
Colorado	8	1	1	1	0	0	5	0	0
Idaho	0	0	0	0	0	0	0	0	0
Montana	0	0	0	0	0	0	0	0	0
Nevada	1	0	0	0	0	0	0	1	0
New Mexico	2	0	0	0	0	0	2	0	0
Utah	1	0	0	0	0	1	0	0	0
Wyoming	0	0	0	0	0	0	0	0	0
Pacific	141	8	2	43	0	12	63	13	0
Alaska	0	0	0	0	0	0	0	0	0
California	127	6	2	43	0	10	56	10	0
Hawaii	1	0	0	0	0	0	0	1	0
Oregon	7	0	0	0	0	2	3	2	0
Washington	6	2	0	0	0	0	4	0	0
U.S. TERRITORIES	5	3	0	0	0	0	0	2	0
American Samoa	0	0	0	0	0	0	0	0	0
Guam	0	0	0	0	0	0	0	0	0
Mariana Islands	0	0	0	0	0	0	0	0	0
Puerto Rico	4	3	0	0	0	0	0	1	0
Virgin Islands	1	0	0	0	0	0	0	1	0
FOREIGN	25	6	0	0	0	1	2	15	1

*No report concerning assaults on Bureau of Indian Affairs officers was received for 1991. Locales were not reported for 96 National Park Service victims; 97 Immigration and Naturalization Service victims; and 3 Bureau of Alcohol, Tobacco and Firearms victims.