

141610


STATE OF MAINE JUDICIAL BRANCH ANNUAL REPORT

County Superior Courthouse
03

Wilfred E. Mansur, Bangor

FISCAL YEAR 1992

Olive Metcalf



141610

ANNUAL REPORT FISCAL YEAR 1992

State of Maine Judicial Branch

**Administrative Office of the Courts
70 Center Street, P.O. Box 4820, D.T.S.
Portland, Maine 04112**

This annual report reports activity and caseload statistics on a fiscal year (July 1 - June 30) basis. Until fiscal year 1989, State of Maine Judicial Branch reports had been done on a calendar year (January - December) basis. For the next several years, previous calendar year caseload data will be displayed in addition to the new fiscal year data in order to preserve the ability to perform trend analyses.

NCJRS

MAR 29 1993

ACQUISITIONS

**U.S. Department of Justice
National Institute of Justice**

141610

This document has been reproduced exactly as received from the person or organization originating it. Points of view or opinions stated in this document are those of the authors and do not necessarily represent the official position or policies of the National Institute of Justice.

Permission to reproduce this copyrighted material has been granted by

~~Maine Administrative Office~~
~~of the Courts~~

to the National Criminal Justice Reference Service (NCJRS).

Further reproduction outside of the NCJRS system requires permission of the copyright owner.

TABLE OF CONTENTS

"THE STATE OF THE JUDICIARY" by Chief Justice Vincent L. McKusick	1
 <u>THE YEAR IN REVIEW</u>	
State Court Caseload Summary	7
Fiscal Information	9
Court Structure	14
Activities and Projects	17
Committees of the Judicial Branch	26
Judicial Roster	31
Clerk Roster	33
 <u>APPENDICES</u>	
I. <u>Law Court Caseload Statistics</u>	
Narrative Summary of Caseload Statistics	35
Statistical Tables	36
II. <u>Superior Court Caseload Statistics</u>	
Map of Superior Court Locations	41
Narrative Summary of Caseload Statistics	42
Total Caseload Statistical Table	43
Civil Statistical Tables	45
Medical Malpractice Claims	54
URESAs Statistical Tables	55
Civil Definitions	58
Criminal Statistical Tables	59
Criminal Definitions	72
III. <u>District Court Caseload Statistics</u>	
Map of District Court Locations	73
Narrative Summary of Caseload Statistics	74
District Court Statistical Tables	75
District Court Case Type Definitions	100

Narrative Summary of Mediation Caseload Statistics	101
Mediation Statistical Tables	102
Summary of CASA Caseload Statistics	105
Child Protective Filings Detail	106

IV. <u>Administrative Court Caseload Statistics</u>	
Administrative Court Caseload Table	107

TABLES INDEX

<u>STATE COURT CASELOAD SUMMARY</u>	8
-------------------------------------	---

FISCAL INFORMATION

F-1	Comparative Expenditure Summary	9
F-2	Expenditures by Category	10
F-3	Comparative Revenue Summary	11
F-4	Comparative Revenue Summary for Superior Court	12
F-5	Comparative Revenue Summary for District Court and Administrative Court	13

MISCELLANEOUS

AR-1	Active Retired Judges Status	16
CS-1	Court Security Incidents	23

LAW COURT CASELOAD

LC-1	Total Caseload and Written Opinions	36
LC-2	Dispositions	37
LC-3	Average Time to Disposition	38
LC-4	Actual Time to Disposition	39

SUPERIOR COURT CASELOAD

SC-1	Total Caseload Summary	43
SC-2	Civil Filings Summary	45
SC-3	Civil Dispositions Summary	46
SC-4	Civil Pending Caseload Summary	47
SC-5	Civil Filings and Dispositions by Type of Case	48
SC-6	Civil Dispositions by Type of Disposition	49
SC-7	Civil Jury Trials	50
SC-8	Civil Non-Jury Trials	51
SC-9	Age of Civil Pending Caseload	52
SC-10	Actual Time to Civil Disposition	53
MM-1	Medical Malpractice Cases	54
SC-11	URES A Filings Summary	55
SC-12	URES A Dispositions Summary	56
SC-13	URES A Pending Caseload Summary	57
SC-14	Criminal Filings Summary	59
SC-15	Criminal Dispositions Summary	60
SC-16	Criminal Pending Caseload Summary	61
SC-17	Criminal Filings and Dispositions by Type of Case	62
SC-18	Criminal Filings and Dispositions by Class of Charge	63
SC-19	Criminal Dispositions by Type of Case and Class of Charge	64
SC-20	Criminal Dispositions by Type of Disposition	65
SC-21	Criminal Jury Trials	66
SC-22	Criminal Jury Trials by Type of Case	67
SC-23	Criminal Jury Waived Trials	68
SC-24	Criminal Indictments - Average Time to Trial and Disposition	69
SC-25	Criminal Transfers - Average Time to Trial and Disposition	70
SC-26	Actual Time to Criminal Disposition	71

DISTRICT COURT CASELOAD

DC-1	Total Filings	75
DC-2	Total Filings in the Ten Largest Court Locations	77
DC-3	Filings, Excluding "Civil Violations and Traffic Infractions"	78
DC-4	Caseload by Type of Case	80
DC-5	Waivers	98

COURT MEDIATION SERVICE CASELOAD

CM-1	Caseload Summary by Type	101
CM-2	Statewide Summary by Case Type and Disposition	102
CM-3	Cases Mediated by Type of Case - Detail	103

**COURT APPOINTED SPECIAL ADVOCATE
(CASA) ACTIVITY SUMMARY**

CP-1	District Court Child Protective Filings Detail	106
------	---	-----

ADMINISTRATIVE COURT CASELOAD

AC-1	Caseload Statistics	107
------	---------------------	-----

"THE STATE OF THE JUDICIARY"

by

Chief Justice Vincent L. McKusick

**A Report to the Joint Convention
of the 115th Maine Legislature
(Second Regular Session)**

February 27, 1992

"THE STATE OF THE JUDICIARY"

A Report to the Joint Convention
of the 115th Legislature

By Chief Justice Vincent L. McKusick*

February 27, 1992

I thank you all for this opportunity to bring you, for the last time, my annual report on the Third Branch of State Government. I first reported from this podium 14 years ago this very morning. From the start, I have emphasized a crucial interdependence of our separate and co-equal branches of government, and have called for the practice between us of the Three C's — communication, cooperation, and comity. For these 14 years, the Legislature has worked with us in the Judicial Branch in that spirit. Whatever differences we have had from time to time on isolated issues, we both have been guided by the same interest in the fair and efficient administration of justice in our great state. I'm grateful for that.

I. Our Current Fiscal Crisis

Our society imposes heavy responsibilities — both constitutional and statutory — on the Third Branch. Created by the Constitution, it performs one of the core functions of government, parallel to and at the same level as the indispensable functions of the Legislature and the Chief Executive. The courts carry the awesome responsibility of adjudicating criminal charges; and on the civil side, the Constitution imposes on the courts the duty of giving "every person, for an injury inflicted on the person or the person's reputation, property or immunities, [a] remedy by due course of law."

Society also imposes awesome responsibilities upon you of the Legislative Branch — responsibilities made more awesome by these tough times. We do meet today in tough times — far the toughest financially in my time in office. I don't have to remind you that we have been contending with revenue shortfalls and budget cuts since at least December 1989 — for over two years — and we now must find ways of closing a revenue shortfall for a fiscal year ending nearly a year and a half into the future. These are tough times for all of us — in the private sector just as much as the public — and we are all in it together. I today repeat the commitment that the Judicial Department has made throughout this fiscal crisis: we commit ourselves to work hard to do our full part in meeting this continuing crisis — to the full extent we can, and still discharge the heavy responsibilities both the Constitution and the statutes impose on us.

The Third Branch is a very small arm of the State Government — only some 370 men and women, judges and nonjudges, working all over the State, carrying a workload of more than 300,000 filings a year. We have no way of controlling the volume of cases coming in the courthouse door. Our obligation is to accept whatever cases are filed and to proceed to hear and decide those cases in a fair, impartial, and timely fashion. Our gross budget is less than 2% of the State budget. In the last fiscal year, our total expenditures were only about \$31 million, and the courts collected over \$26 million. The courts are a very small net burden on the State's budget.

By objective standards Maine's court system, even before our current cut-backs, ranked among the most cost-efficient in the country. Maine has a remarkably small judiciary, only 50 judges total even with all present vacancies filled. Maine has the lowest number of trial judges per capita of any state. The most recent figures available show that the court system costs less per capita in Maine than in all but 8 states of this country; and less per capita than in any of the other states in the Greater Northeast — that is, in any other state this side of North Carolina and Indiana.

Starting from that history of cost efficiency, my fellow workers in the Judicial Department have responded commendably to meet our State's fiscal crisis -- and still carry out the courts' heavy responsibilities. They have done their part on two fronts, both on the expenditure side and on the revenue side.

First, in cutting expenditures. We have, for example, along with other layoffs, now eliminated entirely the use of contract temporary employees, 35 in number, which was the only way over the past several years our clerks' offices have been able to cope with our exploding caseloads, and we have accepted, on an emergency basis, the freezing of several judicial vacancies. By this weekend the Judicial Department will be down six judges from its authorized complement of 50. We are experiencing serious backlogs, particularly in the Superior Court which on Saturday drops to 13 judges from the established 16. That court will be down to the same number of judges it had in 1971 and its workload has doubled in that 20-year period. After tomorrow, the Law Court will be down to five judges, rather than seven, at a time when it is receiving the heaviest number of appeals in its history. At the end of January the pending caseload of the Law Court was 10 percent higher than it was at the end of January only a year before. We hope a way can be found to fill the judicial vacancies. Among our other cost cuts, we have banned all out-of-state travel at state expense -- depriving our judges of essential continuing judicial education at the National Judicial College. These are but some examples of our budget cuts. They're all painful.

On the revenue side, we have also recognized our responsibilities. Under legislative authority the Supreme Judicial Court has adjusted court fees to the extent we believe appropriate, and the Chief Judge of the District Court has updated the schedule of waiver fines on traffic infractions. The courts have redoubled their efforts in fine collection, something that has always been important for the integrity of the judicial process but becomes even more important now in the budget crisis. The courts expect to collect in fiscal '92, \$28.6 million. That is 3 times the court revenues of only 10 years ago. These revenues are not dedicated to the courts, and I by no means

suggest they should be. Nor should one look upon the courts merely as revenue producers that should support themselves. Nonetheless, it is a practical fact that the courts are, I repeat, a very small net burden on the state's budget.

To sum up, in these tough times we in the Third Branch are committed to do our full part. But I must report that we are finding it increasingly difficult to carry out our constitutional and statutory responsibilities, in the face of staff reductions, long-continuing judicial vacancies, and restriction of resources in many other areas. More than ever, in these times the great branches must work together to find every way possible to maintain the quality of justice dispensed by our Maine courts.

II. Review of 1977-1992 in the Courts

Today we meet also at a time of transition for the Maine court system. One Chief Justice leaves, after 14 1/2 years, and a new one will be taking the helm to steer the courts into the next century, indeed the next millennium. It's a proper time for the courts to look both back and ahead.

A. Joint Accomplishments

Looking to the past, I am struck by what our two branches have accomplished in working together year-in and year-out to improve Maine's courts. Let me "tick off" some of those joint accomplishments.

In 1978, under legislative authority, the Supreme Judicial Court set up the Committee on Judicial Responsibility and Disability, the seven-member group including lay persons that investigates complaints against judges.

In 1980, the Probate Code eliminated trial de novo on appeals from the probate courts to the Superior Court. Probate appeals now go directly to the Law Court.

In 1981, the Legislature, by the single trial law, eliminated trial de

novo in the Superior Court on criminal appeals in cases already tried to judgment in the District Court.

In 1982, by creating the Appellate Division within the Workers' Compensation Commission you stemmed the growing avalanche of direct appeals from hearing commissioners to the Law Court.

In 1983, you created the office of Chief Justice of the Superior Court, with functions comparable to those of the Chief Judge of the District Court. By that action and by authorizing me to assign judges to sit in other courts than their own, you have enabled us to move toward a functional and administrative unification of the trial courts.

In 1984, collective bargaining for court employees came through the coordinated action of both the Legislature and the Supreme Judicial Court. In the same year, on the recommendation of the State Compensation Commission, the Legislature put judges on a five-year schedule of salary adjustments and provided them a modern contributory pension plan to replace the previous pay-as-you-go retirement system.

In 1985, you created the Court Facilities Authority, which, through tax-free revenue bonds, helped finance the Cumberland County Courthouse addition opened last June and is now financing the District Court buildings at West Bath and Presque Isle, both nearing completion. I recommend your increasing the bonding capacity of the Authority so that it may address the urgent court facilities needs of both the District and Superior Courts in York County.

Our court mediation program, started by volunteers the same fall I came on the bench, has always had legislative support, and in 1985, the Legislature made mediation mandatory on all issues in divorce cases between couples with minor children. In the same year, the CASA program (court-appointed special advocates) became an established feature of the courts. That program provides volunteer guardians ad litem for children involved in court proceedings, to take the place of paid court-appointed

lawyers. By last count over 1800 children have had the benefit of the CASA program — at 25 District Court locations around the State. Some 450 trained volunteers have given long-term support to those youngsters at risk.

In 1986, the Legislature created the Maine Commission to Commemorate the Bicentennial of the United States Constitution. Culminating with the 200th anniversary of the ratification of the U.S. Bill of Rights last December 15, the Commission has led the people of Maine in a grand celebration of the glories of our constitutional system.

In October 1989, to meet a federal deadline, the Supreme Judicial Court promulgated guidelines for fixing the amount of child support payments, and the Legislature the following April followed suit with statutory guidelines.

This is a proud record, a record compiled over the years only through the practice of the Three C's between our two great Branches.

B. Added Responsibilities of the Courts

To look at the big picture, I note that the annual caseload of the courts in the last 14 1/2 years has gone from about 200,000 per year to well over 300,000. This increase has resulted in part from an accelerated trend in these years for us in Maine to turn time and again to the courts for help in addressing emerging public needs. Some of those public needs that the Legislature has addressed by adding to the responsibilities of the courts are the following: The battle against drunk driving and drugs, consumer protection, protection from discrimination, protection of children and spouses from abuse, permanency planning for children through termination of parental rights, environmental protection and regulation of land use, and protection of our institutionalized citizens. The courts necessarily become involved when the Legislature creates a new criminal offense or a new civil cause of action or a new right to judicial review of administrative action, or some combination of the three. I don't complain about this

steady increase in reliance upon the courts to meet public needs; indeed I feel rather proud that the public recognizes the essential role the courts play in our governmental scheme. Nonetheless, adding to the burdens of the courts has obvious implications for the necessary allocation of public resources.

C. Review of the Year 1991

Before I say something about the future of the courts under my successor, let me give you some highlights on court operations in the year just past.

In 1991 the Law Court set new records for both case filings and opinions. New filings numbered 646, almost two and a half times the filings 15 years earlier. In 1991, the Law Court also issued a record total of opinions — 392. Along with my colleagues' heavy decisionmaking responsibilities, the Supreme Judicial Court carries an administrative load by serving, in effect, as the "Board of Directors" of the Judicial Department. The court sets department policy, makes rules of procedure and evidence for all courts, and superintends the legal profession through the Board of Bar Admissions and the Board of Overseers of the Bar.

On September 1, we started a two-year experiment with permitting television in all trial courts in Portland and Bangor. Cameras have of course been permitted in Law Court hearings for 10 years.

I turn now to our trial courts. I am grateful for the strong leadership provided by the Chiefs of our trial courts. They are here with us this morning. They, along with State Court Administrator Dana Baggett, make up my Executive Committee. All of them are carrying a much increased burden of administrative and judicial responsibilities during this time of fiscal crisis, reduced staff, and judicial vacancies.

On June 10, Chief Administrative Court Judge Cleaves, with the help of both District and Superior Court judges, started in Cumberland County the Family Court Pilot Project authorized by

the Legislature. This project gathers together from all courts in Cumberland County divorce and protection from abuse cases, post-divorce motions, and child protection proceedings. Those matters are then handled in a coordinated way by a single small group of trial judges.

With legislative support, we have reinstituted an Indigency Screening Program in the District and Superior Courts in four counties, with hope to expand it to other counties. This program checks the financial qualifications of criminal defendants who apply to have counsel appointed for them at state expense.

In 1991, working with the tribal courts of the Penobscot Nation and the Passamaquoddy Tribe, we created the Maine Coordinating Council for State and Tribal Courts, an ongoing body to meet informally from time to time to work out problems of mutual concern between the two court systems. District Court Judge Andrew Mead of Bangor, who was the Penobscot Tribal Court judge for ten years, took the lead in working with Judge Domareki, the present Penobscot judge, and Judge Romei of the Passamaquoddy Court.

The most dramatic program change in the courts in the last year is our creation, with legislative authorization, of the District Court Violations Bureau. This centralized bureau, which went into operation on the first of January 1992, processes at the Lewiston District Court all traffic infraction cases from the whole State, numbering about 140,000 annually. The bureau collects all traffic infraction fines, including the waiver fines paid by defendants who do not contest the charge; schedules trials for all defendants who do contest the charge; and suspends drivers' licenses on all who fail to answer. The public gets much better service because no longer does a defendant who contests a traffic ticket need to go to court just to obtain a later trial date, and the defendant who elects not to contest will be told by the police officer the amount of the waiver fine and be provided an envelope to mail in the check. Under the leadership of Chief Judge Calkins and her predecessor, Judge Pease, working with a federal grant, the Violations Bureau was set up in record time

and at almost no cost to the State. It is too early to know whether it will produce net savings in personnel costs, but we do know it will help control the cost increases that otherwise will certainly come with future growth in volume, and we do know that it is immediately providing much better service to the public.

A year ago I appointed a Volunteer Business Committee, consisting of three highly respected businessmen, to review the courts' administrative and financial operations. That Committee worked very hard and produced its report at the end of March, finding that "administrative activities of the Court System function as well as can be reasonably expected, given the resources available and the growing workloads." They went on to make a number of specific recommendations for improvement of our administrative and financial operations. We have implemented most of those to the extent we are able to do so internally. One of the committee's recommendations was the creation of the central District Court Violations Bureau, already an accomplished fact. Another recommendation, which has been joined in by the Special Commission on Governmental Restructuring, is the elimination of costly bureaucratic duplication between the Judicial Department and the Executive Branch, a proposal now before this Legislature. I strongly urge the adoption of that cost-saving proposal. The Volunteer Business Committee also recommended the designation of a chief operating officer for the judicial system to strengthen and consolidate court management under the direction of the Chief Justice. This strong administrator would act in a capacity similar to that of the chief operating officer of a private corporation, so as to produce better coordination of management and long-range planning in the court system, along with increased accountability. I agree fully with this recommendation, and it is also endorsed by the Governmental Restructuring Commission. I have, however, not acted in this matter, believing that a management reorganization of this magnitude is better left to my successor and his colleagues.

III. The Future of Maine's Courts

In reporting to you last year I pointed out two challenges that you of the Legislature and we of the courts share in these times of fiscal crisis. Our first joint challenge is to maintain, and if possible improve, the quality of service the courts are providing Maine people. Our initiatives during the past year, such as the new central District Court Violations Bureau, show that we have had some success in meeting that first challenge.

We also share a second challenge. It is all too easy when times are tough for us to become absorbed in the crisis of the moment and to give no thought to the future. We face a host of societal changes as we move rapidly toward the next century. Our second challenge is to lift our eyes from our daily chores, however taxing they are, and to look at the far horizon ahead of us. We are meeting that second challenge through the Commission to Study the Future of Maine's Courts. The Futures Commission, created by the Legislature two years ago and including in its membership five of your fellow legislators, as well as five judges as advisory members, is funded entirely by grants from the federal government and private foundations. The Commission has organized task forces to study access to justice, court productivity, alternative dispute resolution, and court structure, all looking ahead to the demands on the courts well into the 21st century. A heavily attended two-day symposium in January, run by the Commission and the Maine State Bar Association, considered the pros and cons of a single tier trial court and the feasibility of having a family court in Maine. The Commission has much yet to do, but it has already stirred us all as never before to take a close look at Maine's courts and at the future toward which they should be moving. The Commission has set February 1993 as its deadline for submitting its final report to the Legislature and to the Judicial Department.

IV. Conclusion

In concluding my State of the Judiciary report 14 years ago, I used a quotation from Oliver Wendell Holmes, the poet-physician father of the "Yankee from Olympus." The elder Holmes once said:

"The great thing in this world is not so much where we stand, as in what direction we are moving. To reach the port of heaven we must sail sometimes with the wind and sometimes against it — but we must sail and not drift, nor lie at anchor."

For the last 14 years the Maine courts have been steadily under sail, holding to a course to improve the quality of justice rendered Maine citizens. A new helmsman will shortly take the wheel. My deepest wish for him is that you of the other two great branches work with him in the same spirit of communication, cooperation, and comity that you have so generously shown in your dealings with me.

Ladies and gentlemen of the 115th Legislature, here I am at the end of my final report. Perhaps I can do no better than quote the poet Keats, who wrote in his last letter to a friend: "I can scarcely bid you goodbye, even in a letter. I always make an awkward bow. God bless you!"

*Hon. Vincent L. McKusick retired as Chief Justice of the Supreme Court on February 28, 1992 after fourteen years of service. Hon. Daniel E. Wathen was confirmed and sworn in as Chief Justice on March 20, 1992.

THE YEAR IN REVIEW

STATE COURT CASELOAD SUMMARY

FISCAL INFORMATION

COURT STRUCTURE

- Supreme Judicial Court (Law Court)
- Superior Court
- District Court
- Administrative Court
- Judicial Scheduling
- Use of Active Retired Judges

COURT ADMINISTRATION ACTIVITIES AND PROJECTS

- Court Facilities
- Governmental Restructuring Commission Report
- District Court Violations Bureau
- Computer Services Department Activities
- Fiscal Department Activities
- Grant Activities
- Indigent Defense Activities
- Legislative Highlights
- Judicial Education
- County Law Libraries
- Domestic Abuse and Mediation Project
- Family Court Project
- Court Security Services
- Electronic Recording Division
- Commission to Study the Future of Maine's Courts
- Committee on Judicial Responsibility and Disability
- Maine Judicial Council

COMMITTEES OF THE JUDICIAL DEPARTMENT

- Committee Listing
- Committee Membership

JUDICIAL AND CLERK ROSTERS

STATE COURT CASELOAD SUMMARY

Caseloads throughout Maine's state system have undergone significant changes during the past several years. There are characteristic differences in today's court caseload compared to that of the 1970's, but these changes are difficult to quantify. For instance, statistics cannot demonstrate the degree to which civil litigation has become increasingly complex, and it is often impossible to document the actual impact of new legislation each year. Nonetheless, the statistics summarized on the following page and detailed in the appendices to this report should provide a basic understanding of state court caseload.

In the Law Court, 1991 filings increased by 3.9% compared to calendar year 1990. There were 646 cases filed and 573 cases disposed of in calendar year 1991. In cases for which opinions were written, the average time from notice of appeal to final disposition by the Law Court was 272 days. The Court wrote 144 opinions in criminal cases and 251 opinions in civil cases. It took an average of 44 days for a case to proceed from oral argument to disposition, about two-thirds of the time required in 1982.

The Superior Court is the state's court of general jurisdiction. There were 19,152 cases filed in FY'92, of which 296 (2.0%) were URESA and 6,075 (32%) were civil cases. The average civil case required 469 days to reach disposition, an increase of forty-nine days from FY'91. Of the 6,181 civil dispositions during FY'92, slightly more than 40% were dismissed upon agreement of the parties. The 123 civil jury trials accounted for 2.0% of all dispositions.

The number of criminal filings in the Superior Court was 12,781 in FY'92, a 37.4% increase since 1982. Dispositions remained at the same level as FY'91. The 12,848 dispositions were slightly more than incoming filings, resulting in a pending caseload of 7,956 cases. Forty-five percent of all criminal case filings were transfers from the District Court. The 4,342 cases involving murder, Class A, Class B and Class C crimes (formerly classified as felonies) constituted nearly 34% of the state's criminal caseload. A total of 56% of all dispositions were convictions, while dismissals by the District Attorney accounted for 23.7% and 1.8% were dismissed by the Court. Of the 7,388 convictions, 95.8% were by a plea of guilty. The 501 criminal jury trials accounted for 3.9% of all criminal dispositions.

The state's major court of limited jurisdiction is the District Court. The Court experienced a decrease in caseload during the past year, with 274,248 filings (including traffic infractions) in FY'92, a 10.9% decrease from FY'91. This decrease reflects, in part, a 15.9% decrease in the number of civil cases. Small claims filings decreased by 40.5%, probably due to changes in filing rules and procedures (see District Court narrative for more detail.) In FY'92, criminal filings decreased by 12.0% from the previous year. Effective January 1, 1992, the processing of traffic infraction cases was removed from local District Court locations and was centralized at a new "District Court Violations Bureau" location. This resulted in a decrease in the number of total filings and dispositions reported by each court location.

The Administrative Court has jurisdiction over the suspension and revocation of administrative agency licenses. Almost all (97.4%) of this Court's caseload originates from the Bureau of Liquor Enforcement. In FY'92, filings in the Administrative Court rose by 7.3% from the level reported in FY'91, for a total of 454 filings.

STATE COURT CASELOAD SUMMARY

	<u>1983</u>	<u>1984</u>	<u>1985</u>	<u>1986</u>	<u>1987</u>	<u>1988</u>	<u>FY'89</u>	<u>FY'90</u> (b)	<u>FY'91</u> (b)	<u>FY'92</u> (b)	<u>% Change '83-'92</u>	<u>% Change '91-'92</u>
<u>LAW COURT</u>												
Filings	486	513	518	520	565	528	(a)	540	622	646	32.9	3.9
Dispositions	480	493	520	516	492	542	(a)	517	618	573	19.4	-7.3
<u>SUPERIOR COURT</u>												
Filings	16,703	15,522	17,738	17,766	17,643	18,162	18,743	20,638	19,793	19,152	14.7	-3.2
Dispositions	17,001	16,768	16,794	17,978	17,276	16,886	18,105	19,967	19,443	19,345	13.8	-0.5
<u>DISTRICT COURT</u>												
Filings	227,920	220,717	248,869	268,355	293,896	321,557	325,560	315,123	307,776	274,248 (c)	20.3	-10.9
Dispositions	224,512	213,234	235,653	256,845	277,556	306,491	310,269	305,404	300,259	226,921 (d)	1.1	(d)
<u>ADMINISTRATIVE COURT</u>												
Filings	349	422	278	364	341	283	357	357	423	454	30.1	7.3
Dispositions	320	424	290	378	309	286	350	377	404	416	30.0	3.0
<u>TOTAL CASELOAD</u>												
Filings	245,458	237,174	267,403	287,005	312,445	340,530	(a)	336,658	328,614	294,500 (c)	20.0	-10.4
Dispositions	242,313	230,919	253,257	275,717	295,633	324,205	(a)	326,265	320,724	247,255 (d)	2.0	-22.9

(a) Due to the recordkeeping system used in the Law Court, and the transition from a calendar year to a fiscal year annual report, figures for FY'89 are not available.

(b) Due to the recordkeeping system used in the Law Court, only calendar year figures are available; FY'90 = 1989 calendar year, FY'91 = 1990 calendar year, FY'92 = 1991 calendar year.

(c) FY'92 District Court filings include traffic infractions filed in District Court from July - December 1991 and filed in the District Court Violations Bureau from January 1, 1992 (date of DCVB implementation) to the end of June 1992.

(d) FY'92 District Court dispositions do not include traffic infractions disposed in the DCVB (January - June 1992). This data is unavailable.

FISCAL INFORMATION

The Judicial Branch operates from the State general funds which are appropriated by the Legislature. It also administers several grants from public sources. The expenditure and revenue data are presented for the State fiscal year ended June 30, 1992. The source of this data is internal records which use a cash basis of accounting.

Expenditures

Judicial Branch expenditures for FY'92 totaled \$31,879,543, 1.7% above the FY'91 expenditure. The following is a summary of expenditures by Department subdivision:

COMPARATIVE EXPENDITURE SUMMARY FOR FISCAL YEARS ENDED JUNE 30TH

TABLE F-1

SUBDIVISION	<u>FY'88</u>	<u>FY'89</u>	<u>FY'90</u>	<u>FY'91</u>	<u>FY'92</u>	<u>% of Total</u>	<u>% Change 88-92</u>	<u>% Change 91-92</u>
District Court (a)	\$10,638,773	\$12,564,983	\$12,235,340	\$12,261,451	\$11,832,575	37.1	11.2	-3.5
Superior Court (b)	\$9,287,113	10,068,416	8,744,533	9,295,619	7,738,682	24.3	-16.7	-16.7
Indigent Defense (c)	-	-	4,302,168	4,804,290	4,506,682	14.1	-	-6.2
Supreme Judicial Court	\$2,031,360	2,429,509	2,437,554	2,365,748	2,180,486	6.8	7.3	-7.8
Administrative Office of the Courts	\$812,600	1,004,438	876,379	878,763	945,472	3.0	16.4	7.6
Mediation (a)	-	-	-	369,154	311,830	1.0	-	-15.5
Administrative Court	\$331,788	356,127	372,411	364,915	350,751	1.1	5.7	-3.9
Court Automation	\$456,203	456,049	347,027	333,381	435,953	1.4	-4.4	30.8
State Court Library (b)	-	-	-	306,832	265,775	0.8	-	-13.4
Federal and Private Grants (d)	\$62,395	97,237	89,781	157,061	549,704	1.7	781.0	250.0
Court Security Administration	\$49,044	90,201	151,646	130,823	256,455	0.8	422.9	96.0
Court Appointed Special Advocate	\$57,936	72,343	75,157	83,111	82,969	0.3	43.2	-0.2
Bicentennial Commission	\$42,005	31,293	24,367	5,000	0	0.0	-100.0	-100.0
Judicial Council	\$6,732	13,865	6,316	4,694	4,564	0.0	-32.2	-2.8
Other Department Activities (e)	\$399,842	413,912	1,372,822	-	2,417,645	7.6	504.7	-
TOTAL	\$24,175,791	\$27,598,373	\$31,035,501	\$31,360,842	\$31,879,543	100.0	31.9	1.7

(a) In prior years, statutory payments for mediation services were included within District Court expenditures; as of FY'91 they are shown separately.

(b) In prior years, statutory payments to county law libraries were included within Superior Court expenditures; as of FY'91 they are shown separately.

(c) Prior to FY'90, indigent defense costs were included in expenditure figures for the courts in which the costs originated. Indigent defense costs after FY'90 are broken out separately due to conversion to a new internal accounting system.

(d) Federal and private monies expended during FY'92 were as follows:

AMHI Master Agreement - \$88,236 (Human Services Funds)
 Court Automation - \$333,881 (Federal Grant)
 Commission to Study the Future of Maine Courts - \$119,720 (S.J.I. Grant)
 District Court Violations Bureau - \$7,867 (Me. Bureau of Safety)

(e) In FY'91, this category was allocated to various trial courts. In FY'92, 88% (\$2,149,339) represents annual bond interest payments and lease costs of the new Portland courthouse addition.

	% of "All FY'88 Other" % of Expenditures Total Total			% of "All FY'89 Other" % of Expenditures Total Total			% of "All FY'90 Other" % of Expenditures Total Total			% of "All FY'91 Other" % of Expenditures Total Total			% of "All FY'92 Other" % of Expenditures Total Total		
PERSONAL SERVICES	\$12,993,706		53.9	\$13,965,295		50.6	\$15,394,892		49.6	\$15,373,651		49.3	15,411,158		49.2
ALL OTHER															
Court Appt. Counsel	\$2,087,750	19.5		2,925,974	22.6		3,649,054	24.0		4,179,040	26.7		3,768,752	24.1	
Pensions	\$1,467,626	13.7		1,450,729	11.2		1,527,953	10.1		1,563,030	10.0		1,635,382	10.4	
Traverse Jury Costs	\$1,194,790	11.2		1,297,370	10.0		1,242,543	8.2		1,238,873	7.9		590,885	3.8	
Leases	\$1,052,249	9.8		1,504,443	11.6		2,240,653	14.8		2,403,140	15.3		3,671,776	23.4	
Court Officers*	\$631,847	5.9		742,075	5.7		726,932	4.8		820,432	5.2		523,890	3.3	
Medical Services*	\$317,239	3.0		357,669	2.8		413,437	2.7		336,672	2.1		419,854	2.7	
Witness Fees*	\$434,988	4.1		461,676	3.6		585,740	3.9		591,790	3.8		595,571	3.8	
Telephone	\$325,473	3.0		350,962	2.7		415,173	2.7		453,048	2.9		428,836	2.7	
Balliffs*	\$465,885	4.4		556,448	4.3		557,798	3.7		987,109	6.3		1,024,823	6.5	
In-State Travel	\$364,734	3.4		365,093	2.8		329,033	2.2		327,534	2.1		300,435	1.9	
Postage	\$326,187	3.0		393,886	3.0		421,135	2.8		168,978	1.1		142,403	0.9	
Mediators	\$257,621	2.4		245,405	1.9		341,698	2.3		278,350	1.8		232,424	1.5	
Printing/Binding	\$145,526	1.4		130,000	1.0		128,412	0.8		134,858	0.9		119,786	0.8	
County Law Libraries	\$189,250	1.8		195,490	1.5		204,594	1.3		233,185	1.5		205,658	1.3	
Photocopying	\$141,260	1.3		140,738	1.1		173,263	1.1		174,773	1.1		204,837	1.3	
Grand Jury Costs	\$122,370	1.1		121,478	0.9		162,459	1.1		146,005	0.9		73,960	0.5	
Office Supplies	\$129,073	1.2		157,722	1.2		160,682	1.1		153,103	1.0		130,057	0.8	
Books	\$102,576	1.0		150,717	1.2		211,198	1.4		136,091	0.9		159,819	1.0	
Transcript Costs*	\$91,030	0.9		101,328	0.8		124,867	0.8		42,446	0.3		16,033	0.1	
Misc. Professional Fee	\$67,122	0.6		214,400	1.7		126,391	0.8		242,846	1.5		288,500	1.8	
Investigators*	\$45,607	0.4		61,898	0.5		87,151	0.6		72,470	0.5		87,667	0.6	
Other*	\$746,666	7.0		993,159	7.7		1,343,415	8.9		985,165	6.3		1,048,178	6.7	
Total All Other	\$10,706,869	100.0	44.4	\$12,918,660	100.0	46.8	\$15,173,581	100.0	48.9	\$15,668,938	100.0	50.2	\$15,669,526	100.0	50.0
CAPITAL	\$412,821		1.7	\$714,420		2.6	\$467,028		1.5	\$161,191		0.5	\$249,155		0.8
TOTAL **	\$24,113,396		100.0	\$27,598,375		100.0	\$31,035,501		100.0	\$31,203,780		100.0	\$31,329,839		100.0

***DEFINITIONS**

Court Officers: Payments to county sheriffs to provide security in Superior Court and payments to county sheriffs and municipal police departments to serve as court complaint officers in District Court.

Medical Services: Psychiatric examinations and testimony under the following circumstances: involuntary hospitalization of mentally ill and mentally retarded individuals; periodic review of mentally ill individuals and re-certification of mentally retarded individuals; indigent criminal defendants, and any other criminal defendants upon the order of the judge, in Superior Court and District Court cases.

Witness Fees: Payments to municipal police departments, county sheriffs, state police and the State Department of Inland Fisheries and Wildlife for their officers to serve as witnesses for the prosecution in District Court cases, and for indigent defendants in Superior Court and District Court cases, and to private citizens serving as witnesses in any case.

Balliffs: Payments to county sheriffs and municipal police departments to provide security in the District Court.

Transcript Costs: Transcript costs for indigent defendants, and for judicial review in sentencing.

Investigators: Investigators in indigent defense cases.

Other: Data processing, casual labor, complaint justices, research services, analysis and lab services, out of state travel, utilities, rent and repairs to equipment subscriptions, dues, janitorial services, clothing, miscellaneous and minor equipment, training, and disability compensation.

** Does not include special projects administered with federal monies.

REVENUE

Judicial Branch gross revenue for FY'92 totaled \$25,953,309. Table F-3 below identifies a source breakdown of that revenue for FY'88 through FY'92. Revenue for Superior Court locations is shown on Table F-4. Revenue for the District Court locations, including the Administrative Court, is shown on Table F-5.

All funds collected by the Judicial Branch, except project grants, go into the State general fund. A proportion of these funds consists of fines for specific violations of law which are dedicated to certain agencies. A comparative summary of dedicated fines by fiscal year is also shown below.

COMPARATIVE REVENUE SUMMARY FOR FISCAL YEARS ENDED JUNE 30TH

TABLE F-3

REVENUE	FY'88	FY'89	% Chg. '88-'89	FY'90	% Chg. '89-'90	FY'91	% Chg. '90-'91	FY'92	% Chg. '91-'92
• Superior Court	\$1,779,142	\$1,821,387	2.4	\$2,091,233	14.8	\$2,708,050	29.5	\$2,826,373	4.4
• District Court	17,307,393	18,568,536	7.3	19,619,219	5.7	23,089,965	17.7	22,772,589	-1.4
• Administrative Court	96,032	94,782	-1.3	113,226	19.5	119,510	5.5	101,745	-14.9
• Miscellaneous (a)	228,999	72,525	-68.3	231,344	219.0	245,088	5.9	252,602	3.1
TOTAL REVENUE	\$19,411,566	\$20,557,230	5.9	\$22,055,022	7.3	\$26,162,613	18.6	\$25,953,309	-0.8
LESS DEDICATED REVENUE									
• Dept. of Transportation	\$739,960	\$1,034,348	39.8	\$953,318	-7.8	\$1,429,691	50.0	\$1,218,588	-14.8
• Dept. of Inland Fisheries & Wildlife	436,156	499,658	14.6	506,806	1.4	548,231	8.2	574,667	4.8
• Transportation Safety Fund	139,365	193,672	39.0	311,759	61.0	549,568	76.3	484,019	-11.9
• Municipalities	64,373	51,440	-20.1	65,526	27.4	79,878	21.9	73,827	-7.6
• Dept. of Conservation	4,770	4,591	-3.8	3,970	-13.5	3,105	-21.8	2,890	-6.9
• Miscellaneous Agencies	1,100	32,951	2895.5	1,943	-94.1	5,620	189.2	25,447	352.8
• Jail Fund	250,739	348,551	39.0	367,688	5.5	423,575	15.2	398,129	-6.0
TOTAL DEDICATED REVENUE	\$(1,636,463)	\$(2,165,211)	32.3	\$(2,211,010)	2.1	\$(3,039,668)	37.5	\$(2,777,567)	-8.6
NET GENERAL FUND REVENUE	\$17,775,103	\$18,392,019	3.5	\$19,844,012	7.9	\$23,122,945	16.5	\$23,175,742	0.2
REVENUE FOR SPECIAL PROJECTS	\$0	\$44,985		\$0		\$0		\$0	

NOTE: This information is prepared on a cash basis and does not take into consideration any accruals.
(a) FY'88 includes receipt of \$112,500 from Cumberland County District Attorney Extradition Account.

COMPARATIVE REVENUE SUMMARY FOR SUPERIOR COURT LOCATIONS FOR FISCAL YEARS ENDED JUNE 30TH

TABLE F-4

COURT	1988 Revenue	1989 Revenue	% chg. '88-'89	1990 Revenue	% chg. '89-'90	1991 Revenue	% chg. '90-'91	1992 Revenue	% chg. '91-'92
ANDROSCOGGIN (Auburn)	\$116,768	\$114,638	-1.8	\$186,563	62.7	\$197,762	6.0	\$242,644	22.7
AROOSTOOK (Houlton/Caribou)	74,653	89,027	19.3	90,374	1.5	170,389	88.5	191,200	12.2
CUMBERLAND (Portland)	399,435	402,216	0.7	451,613	12.3	620,792	37.5	634,098	2.1
FRANKLIN (Farmington)	70,169	62,191	-11.4	83,817	34.8	74,978	-10.5	79,079	5.5
HANCOCK (Ellsworth)	60,897	64,186	5.4	77,323	20.5	132,540	71.4	89,479	-32.5
KENNEBEC (Augusta)	113,662	129,908	14.3	127,761	-1.7	178,533	39.7	192,871	8.0
KNOX (Rockland)	90,302	88,692	-1.8	98,714	11.3	127,873	29.5	105,601	-17.4
LINCOLN (Wiscasset)	70,345	81,988	16.6	77,945	-4.9	85,527	9.7	81,919	-4.2
OXFORD (South Paris)	70,821	54,394	-23.2	50,859	-6.5	99,202	95.1	99,079	-0.1
PENOBSCOT (Bangor)	191,043	191,002	0.0	237,166	24.2	306,348	29.2	345,112	12.7
PISCATAQUIS (Dover-Foxcroft)	21,070	24,917	18.3	13,593	-45.4	21,274	56.5	22,701	6.7
SAGadahoc (Bath)	51,010	49,253	-3.4	59,983	21.8	77,244	28.8	84,442	9.3
SOMERSET (Skowhegan)	126,384	136,815	8.3	137,318	0.4	151,973	10.7	127,113	-16.4
WALDO (Belfast)	26,974	35,015	29.8	39,272	12.2	55,986	42.6	64,005	14.3
WASHINGTON (Machias)	52,196	67,451	29.2	62,613	-7.2	85,751	37.0	76,051	-11.3
YORK (Alfred)	243,413	229,694	-5.6	296,319	29.0	321,877	8.6	390,979	21.5
TOTAL	\$1,779,142	\$1,821,387	2.4	\$2,091,233	14.8	\$2,708,049	29.5	\$2,826,373	4.4

REVENUE

Judicial Branch gross revenue for FY'92 totaled \$25,953,309. Table F-3 below identifies a source breakdown of that revenue for FY'88 through FY'92. Revenue for Superior Court locations is shown on Table F-4. Revenue for the District Court locations, including the Administrative Court, is shown on Table F-5.

All funds collected by the Judicial Branch, except project grants, go into the State general fund. A proportion of these funds consists of fines for specific violations of law which are dedicated to certain agencies. A comparative summary of dedicated fines by fiscal year is also shown below.

COMPARATIVE REVENUE SUMMARY FOR FISCAL YEARS ENDED JUNE 30TH

TABLE F-3

REVENUE	FY'88	FY'89	% Chg. '88-'89	FY'90	% Chg. '89-'90	FY'91	% Chg. '90-'91	FY'92	% Chg. '91-'92
• Superior Court	\$1,779,142	\$1,821,387	2.4	\$2,091,233	14.8	\$2,708,050	29.5	\$2,826,373	4.4
• District Court	17,307,393	18,568,536	7.3	19,619,219	5.7	23,089,965	17.7	22,772,589	-1.4
• Administrative Court	96,032	94,782	-1.3	113,226	19.5	119,510	5.5	101,745	-14.9
• Miscellaneous (a)	228,999	72,525	-68.3	231,344	219.0	245,088	5.9	252,602	3.1
TOTAL REVENUE	\$19,411,566	\$20,557,230	5.9	\$22,055,022	7.3	\$26,162,613	18.6	\$25,953,309	-0.8
LESS DEDICATED REVENUE									
• Dept. of Transportation	\$739,960	\$1,034,348	39.8	\$953,318	-7.8	\$1,429,691	50.0	\$1,218,588	-14.8
• Dept. of Inland Fisheries & Wildlife	436,156	499,658	14.6	506,806	1.4	548,231	8.2	574,667	4.8
• Transportation Safety Fund	139,365	193,672	39.0	311,759	61.0	549,568	76.3	484,019	-11.9
• Municipalities	64,373	51,440	-20.1	65,526	27.4	79,878	21.9	73,827	-7.6
• Dept. of Conservation	4,770	4,591	-3.8	3,970	-13.5	3,105	-21.8	2,890	-6.9
• Miscellaneous Agencies	1,100	32,951	2895.5	1,943	-94.1	5,620	189.2	25,447	352.8
• Jail Fund	250,739	348,551	39.0	367,688	5.5	423,575	15.2	398,129	-6.0
TOTAL DEDICATED REVENUE	\$(1,636,463)	\$(2,165,211)	32.3	\$(2,211,010)	2.1	\$(3,039,668)	37.5	\$(2,777,567)	-8.6
NET GENERAL FUND REVENUE	\$17,775,103	\$18,392,019	3.5	\$19,844,012	7.9	\$23,122,945	16.5	\$23,175,742	0.2
REVENUE FOR SPECIAL PROJECTS	\$0	\$44,985		\$0		\$0		\$0	

NOTE: This information is prepared on a cash basis and does not take into consideration any accruals.

(a) FY'88 includes receipt of \$112,500 from Cumberland County District Attorney Extradition Account.

COMPARATIVE REVENUE SUMMARY FOR SUPERIOR COURT LOCATIONS FOR FISCAL YEARS ENDED JUNE 30TH

TABLE F-4

COURT	1988 Revenue	1989 Revenue	% chg. '88-'89	1990 Revenue	% chg. '89-'90	1991 Revenue	% chg. '90-'91	1992 Revenue	% chg. '91-'92
ANDROSCOGGIN (Auburn)	\$116,768	\$114,638	-1.8	\$186,563	62.7	\$197,762	6.0	\$242,644	22.7
AROOSTOOK (Houlton/Caribou)	74,653	89,027	19.3	90,374	1.5	170,389	88.5	191,200	12.2
CUMBERLAND (Portland)	399,435	402,216	0.7	451,613	12.3	620,792	37.5	634,098	2.1
FRANKLIN (Farmington)	70,169	62,191	-11.4	83,817	34.8	74,978	-10.5	79,079	5.5
HANCOCK (Ellsworth)	60,897	64,186	5.4	77,323	20.5	132,540	71.4	89,479	-32.5
KENNEBEC (Augusta)	113,662	129,908	14.3	127,761	-1.7	178,533	39.7	192,871	8.0
KNOX (Rockland)	90,302	88,692	-1.8	98,714	11.3	127,873	29.5	105,601	-17.4
LINCOLN (Wiscasset)	70,345	81,988	16.6	77,945	-4.9	85,527	9.7	81,919	-4.2
OXFORD (South Paris)	70,821	54,394	-23.2	50,859	-6.5	99,202	95.1	99,079	-0.1
PENOBSCOT (Bangor)	191,043	191,002	0.0	237,166	24.2	306,348	29.2	345,112	12.7
PISCATAQUIS (Dover-Foxcroft)	21,070	24,917	18.3	13,593	-45.4	21,274	56.5	22,701	6.7
SAGadahoc (Bath)	51,010	49,253	-3.4	59,983	21.8	77,244	28.8	84,442	9.3
SOMERSET (Skowhegan)	126,384	136,815	8.3	137,318	0.4	151,973	10.7	127,113	-16.4
WALDO (Belfast)	26,974	35,015	29.8	39,272	12.2	55,986	42.6	64,005	14.3
WASHINGTON (Machias)	52,196	67,451	29.2	62,613	-7.2	85,751	37.0	76,051	-11.3
YORK (Alfred)	243,413	229,694	-5.6	296,319	29.0	321,877	8.6	390,979	21.5
TOTAL	\$1,779,142	\$1,821,387	2.4	\$2,091,233	14.8	\$2,708,049	29.5	\$2,826,373	4.4

COMPARATIVE REVENUE SUMMARY FOR DISTRICT COURT AND ADMINISTRATIVE COURT FOR FISCAL YEARS ENDED JUNE 30TH

TABLE F-5

COURT	FY'88 Revenue	FY'89 Revenue	% chg 88-89	FY'90 Revenue	% chg 89-90	FY'91 Revenue	% chg 90-91	FY'92 Revenue	% chg 91-92 (b)
AUGUSTA	\$1,191,999	\$1,146,203	-3.8	\$1,067,674	-6.9	\$1,216,968	14.0	\$951,963	-
BANGOR	1,341,067	1,469,045	9.5	1,632,589	11.1	1,613,231	-1.2	1,274,379	-
BAR HARBOR	108,397	163,493	50.8	162,625	-0.5	182,909	12.5	146,406	-
BATH/BRUNSWICK (a)	893,842	947,225	6.0	938,361	-0.9	1,199,983	27.9	1,002,586	-
BELFAST	290,273	363,358	25.2	331,633	-8.7	392,556	18.4	341,251	-
BIDDEFORD	1,494,282	1,537,475	2.9	1,496,709	-2.7	1,539,596	2.9	1,415,323	-
BRIDGTON	295,740	298,167	0.8	359,897	20.7	452,684	25.8	381,593	-
CALAIS	212,115	261,850	23.4	311,800	19.1	307,247	-1.5	296,729	-
CARIBOU	209,772	222,469	6.1	225,878	1.5	294,318	30.3	222,430	-
DOVER-FOXCROFT	265,722	332,428	25.1	281,067	-15.5	308,783	9.9	271,903	-
ELLSWORTH	399,935	512,091	28.0	540,298	5.5	622,540	15.2	454,991	-
FARMINGTON	294,802	392,139	33.0	380,638	-2.9	431,310	13.3	334,212	-
FORT KENT	83,028	75,937	-8.5	80,951	6.6	102,267	26.3	85,400	-
HOULTON	268,401	295,186	10.0	297,812	0.9	409,125	37.4	281,881	-
LEWISTON	1,127,120	1,077,214	-4.4	1,323,315	22.8	1,750,378	32.3	1,581,895	-
LINCOLN	285,803	305,097	6.8	295,567	-3.1	324,157	9.7	291,790	-
LIVERMORE FLS	118,376	151,522	28.0	136,695	-9.8	155,357	13.7	131,440	-
MACHIAS	184,275	194,494	5.5	203,786	4.8	227,796	11.8	212,518	-
MADAWASKA	79,715	66,070	-17.1	70,091	6.1	90,597	29.3	74,520	-
MILLINOCKET	178,456	197,338	10.6	193,901	-1.7	217,975	12.4	168,274	-
NEWPORT	430,197	444,512	3.3	461,285	3.8	507,656	10.1	415,625	-
PORTLAND	2,977,347	3,231,717	8.5	3,456,027	6.9	3,958,372	14.5	3,151,072	-
PRESQUE ISLE	339,780	335,886	-1.1	389,955	16.1	499,396	28.1	439,327	-
ROCKLAND	373,986	357,324	-4.5	426,830	19.5	533,355	25.0	396,044	-
RUMFORD	242,778	250,864	3.3	296,403	18.2	390,584	31.8	296,890	-
SKOWHEGAN	680,974	818,159	20.1	859,559	5.1	1,079,848	25.6	900,412	-
SOUTH PARIS	198,913	230,929	16.1	221,248	-4.2	261,786	18.3	244,111	-
SPRINGVALE	566,846	559,844	-1.2	590,375	5.5	724,493	22.7	636,483	-
VAN BUREN	12,831	26,994	110.4	29,936	10.9	36,316	21.3	29,712	-
WATERVILLE	747,818	886,379	18.5	878,143	-0.9	891,458	1.5	689,780	-
WISCASSET	334,021	325,489	-2.6	331,597	1.9	381,171	15.0	316,686	-
YORK	1,078,782	1,091,638	1.2	1,346,576	23.4	1,985,753	47.5	1,769,269	-
D.C. VIOLATIONS BUR. (b)	-	-	-	-	-	-	-	\$3,565,694	-
TOTAL	\$17,307,393	\$18,568,536	7.3	\$19,619,221	5.7	\$23,089,965	17.7	\$22,772,589	-1.4
ADMIN. COURT (Portland)	\$96,032	\$94,782	-1.3	\$113,226	19.5	\$119,511	5.6	\$101,745	-14.9
GRAND TOTAL	\$17,403,425	\$18,663,318	7.2	\$19,732,447	5.7	\$23,209,476	17.6	\$22,874,334	-1.4

(a) Bath/Brunswick courts were merged, effective July 1, 1990. Data prior to July 1, 1990 has also been combined, to allow for trend analysis.

(b) Effective 1/1/92 all traffic infractions are filed at a central location called the District Court Violations Bureau. All traffic infractions revenue is reported at the Violations Bureau and not at the individual District Courts, and the % change between FY'91 and FY'92 revenues cannot be calculated.

DISTRICT COURT BUILDING FUND

In FY'92, \$35,627 was transferred from the District Court appropriation to the District Court Building Fund. This fund is "to be used solely for the building, remodeling and furnishing of the quarters for the District Court . . . ". Monies in this fund are carried forward from year to year. The balance forward from FY'91 was \$70,739. The addition of \$35,627 for FY'92 plus \$25,619 from the Maine Court Facilities Authority (to reimburse for expenses incurred during FY'91 at the new District Courthouse in West Bath) brought the total available funds to \$131,985. Only \$3,027 was expended during FY'92, all at the new West Bath Courthouse. The balance in the Fund at the close of FY'92 was \$128,958.

COURT STRUCTURE

Supreme Judicial Court (Law Court)

The Supreme Judicial Court is the governing body of the Judicial Branch and, sitting as the Law Court, it is the court of final appeal. The Law Court hears appeals of civil and criminal cases from the Superior Court; appeals from final judgments, orders and decrees of the Probate Court; appeals of decisions of the Public Utilities Commission and the Workers Compensation Commission's Appellate Division; appeals from the District Court in parental rights termination and foreclosure cases; interlocutory criminal appeals from the District and Superior Courts; and appeals of decisions of a single justice of the Supreme Judicial Court. A justice of the Supreme Judicial Court has jurisdiction to hear, with his or her consent, non-jury civil actions, except divorce or annulment of marriage, and can be assigned by the chief justice to sit in the Superior Court to hear cases of any type, including post-conviction matters and jury trials. In addition, the Supreme Judicial Court defines and regulates the practice of law and the conduct of attorneys in Maine by the promulgation of the Maine Bar Rules, published in the annual Maine Rules of Court. It is also the ultimate authority for admitting lawyers to the bar, and for administering lawyer discipline including disbarment. The justices of the Supreme Judicial Court make decisions regarding legislative apportionment and render advisory opinions concerning important questions of law on solemn occasions when requested by the governor, Senate or House of Representatives. Three members of the Supreme Judicial Court, appointed by the chief justice, serve as the Sentencing Review Panel, for the review of criminal sentences of one year or more.

By statute, the chief justice is head of the Judicial Branch, and the Supreme Judicial Court has general administrative and supervisory authority over the Judicial Branch.

The Supreme Judicial Court has seven members: the chief justice and six associate justices. The justices are appointed by the governor for seven-year terms, with the consent of the

Legislature. The court determines the number, time and place of its terms depending on the volume of cases. The court sits in Portland six times a year. Each term runs from two to three weeks and handles from 50 to 60 cases.

Upon retirement, a Supreme Judicial Court justice may be appointed an active retired justice by the governor for a seven-year term, with the consent of the Legislature. On assignment by the chief justice, an active retired justice has the same authority as an active justice, and may sit in either the Supreme Judicial Court or the Superior Court. As of the end of Fiscal Year 1992, there were three active retired justices of the Supreme Judicial Court.

Superior Court

The Superior Court was created by the Legislature in 1929 as Maine's trial court of general jurisdiction. The court has original jurisdiction over all matters (either exclusively or concurrently with other courts) that are not within the exclusive jurisdiction of the District Court. This is the only court in which civil and criminal jury trials are held. In addition, justices of this court hear appeals on questions of law from the District Court and from the Administrative Court.

There are 16 justices of the Superior Court who hold sessions of the Court in each of the 16 counties. The justices are appointed by the governor for seven-year terms, with the consent of the Legislature. A single justice is designated by the chief justice of the Supreme Judicial Court to serve as the chief justice of the Superior Court.

Upon retirement, a Superior Court Justice may be appointed an active retired justice by the governor for a seven-year term, with the consent of the Legislature. On assignment by the Superior Court chief justice, an active retired justice has the same authority as an active justice. As of the end of Fiscal Year 1992, there were three active retired justices of the Superior Court.

District Court

The District Court was created by the Legislature in 1961 as Maine's court of limited jurisdiction. The court has original jurisdiction in non-felony criminal cases, traffic infractions and civil violations, can accept guilty pleas in felony cases and conducts probable cause hearings in felony cases. The court has concurrent jurisdiction with the Superior Court in divorce, non-equitable civil cases involving not more than \$30,000, and also may grant equitable relief in cases of unfair trade practices and in cases involving local land use violations. In practice, the District Court hears virtually all child abuse and neglect cases, termination of parental rights cases, protection from abuse cases and cases involving local land use violations. The District Court is the small claims court (for cases involving not more than \$1400) and the juvenile court. In addition, the court hears mental health, forcible entry and detainer, quiet title and foreclosure cases. It is the only court available for the enforcement of money judgments.

There are 25 judges in the District Court; the chief judge, who is designated by the chief justice of the Supreme Judicial Court, 9 judges-at-large who serve throughout the state (including the chief judge) and 16 resident judges who sit principally within the districts where they live. The judges are appointed by the governor for seven-year terms, with the consent of the Legislature. On assignment by the chief justice of the Supreme Judicial Court, District Court judges may also sit in the Superior Court. Upon retirement, a District Court judge may be appointed an active retired judge by the governor for a seven-year term, with the consent of the Legislature. On assignment by the chief judge, an active retired judge has the same authority as an active judge. As of the end of Fiscal Year 1992, there were nine active retired judges of the District Court.

Administrative Court

The Administrative Court was created by the Legislature in 1973 and became a part of the Judicial Branch in 1978. Prior thereto, the Administrative Court had jurisdiction over suspension and revocation of licenses issued by a specific list of executive agencies. Effective July 1, 1978, the Legislature substantially expanded the jurisdiction of the Administrative Court. Other than in emergency situations, the Administrative Court was granted exclusive jurisdiction upon complaint of an agency (or, if the licensing agency fails or refuses to act within a reasonable time, upon complaint of the Attorney General), to revoke or suspend licenses issued by the agency, and original jurisdiction upon complaint of a licensing agency to determine whether renewal or issuance of a license of that agency may be refused. Effective in 1983, the Administrative Court also was granted exclusive jurisdiction to hear appeals from disciplinary decisions of the Real Estate Commission.

There are two judges of the Administrative Court; the Administrative Court judge and the Associate Administrative Court judge. The judges must be lawyers and are appointed by the governor for seven-year terms, with the consent of the Legislature. On assignment by the chief justice of the Supreme Judicial Court, Administrative Court judges regularly sit in the District Court and in the Superior Court, almost exclusively in Portland.

Judicial Scheduling

In the District Court, 16 resident judges serve in the one of thirteen districts to which they are appointed by the governor, although occasionally they may assist in other districts in emergency instances. There are nine at-large judges who are scheduled by the deputy chief judge on a monthly basis. Seven District Court locations require the services of an at-large judge every month, leaving only one judge available to cover special assignments and vacancies due to illness, vacations, and educational conferences, and to assist courts experiencing particular backlog problems.

The chief justice of the Superior Court assigns Superior Court justices to serve throughout the state, although justices serve primarily in a few courts close to their homes for most of the year. On a monthly or bi-monthly basis, the court administrators, in coordination with justices, clerks and attorneys, prepare schedules detailing the daily work of justices and court reporters, for approval by the chief justice.

Use of Active Retired Judges

Upon retirement, any justice of the Supreme Judicial Court or Superior Court, or any judge of the District Court or Administrative Court, may be appointed by the governor to active retired status. These members of the judiciary render invaluable service by their availability to serve throughout the state assisting overburdened courts. During Fiscal Year '92, three active retired Supreme Judicial Court justices, three active retired Superior Court justices, and nine active retired District Court judges served a total of 1162.5 days, equivalent to the work of nearly five full-time judges.

Expenditures for days served in FY'92 totaled \$192,545. These expenditures yielded an average cost of \$165 per day of service, or \$39,295 per annum per full time equivalent judge.

STATUS OF ACTIVE RETIRED JUDGES 1988 and FY'89 - FY'92

TABLE AR-1

	<u>1988</u>	<u>FY'89</u>	<u>FY'90</u>	<u>FY'91</u>	<u>FY'92</u>
<u>TOTAL NUMBER RETIRED JUDGES:</u>					
	14	14	15	15	15
<u>NUMBER OF DAYS SERVED:</u>					
- Supreme	2.5	0	1	0	0
- Superior	463	512	398.5	498.5	525
- District	501	568.5	501	639.5	615.5
<u>TOTAL COURT DAYS</u>	966.5	1080.5	900.5	1138.5	1140.5
- Other (conferences, committees)	26.5	33	30	6	22
<u>TOTAL DAYS SERVED</u>	993	1113.5	930.5	1144	1162.5
<u>COST OF SERVICES:</u>					
- Per diem Cost (a)	\$75,135	\$84,330	\$124,740	\$173,010	\$175,380
- Other expenses (b)	\$15,911	\$16,701	\$15,554	\$17,147	\$17,165
<u>TOTAL ANNUAL COST:</u>	\$91,046	\$101,031	\$140,294	\$190,157	\$192,545
- Number Full-Time Equivalent Judges (c)	4.2	4.7	3.8	4.8	4.9
- Average Cost per Day (d)	\$92.00	\$91.00	\$151.00	\$166.00	\$165.00
Annual Cost per F.T.E. Judge (e)	\$21,822	\$21,594	\$36,920	\$39,561	\$39,295

(a) Per diem cost was \$75 per full day, and \$45 per half day, 1988-FY'89. Effective 9/4/89, daily rates increased to \$150/full day; \$90/half day.

(b) Other expenses include mileage, lodging, meals and miscellaneous (phone, postage, etc.)

(c) Number of total days served, divided by 238 (working days per year).

(d) Total annual cost, divided by total number of days served.

(e) Total annual cost, divided by number of full-time equivalent judges.

ACTIVITIES AND PROJECTS

ACTIVITIES and PROJECTS
July 1, 1991 - June 30, 1992

COURT FACILITIES

Cumberland Courthouse Addition/Renovation

The Cumberland Courthouse Addition was dedicated on Thursday, July 18, 1991, in ceremonies hosted by the Cumberland County Commissioners and the Cumberland Bar Association. A dedication plaque in honor of the Hon. Vincent L. McKusick, then Chief Justice of the Supreme Judicial Court, was unveiled. Chief Justice McKusick initially proposed the project to the Cumberland County Commissioners in 1981.

A separate plaque was unveiled in honor of the Hon. Bernard M. Devine, who served as resident judge of the Ninth District Court for 25 years (1965 - 1990) and Chief Judge of the Maine District Court from 1981 - 1990. The Ninth District Court occupies two floors of the addition.

Work to renovate a portion of the existing courthouse for use by jurors and the Cumberland County District Attorneys, and to provide space for mediation services, continued on after the dedication and was completed later in calendar year 1991.

Presque Isle District Court

Dedication ceremonies for the new District Court Facility in Presque Isle were held in May of 1992. Construction on the new courthouse commenced in October of 1990. The facility became operational in April of 1992.

Pursuant to a resolution of the 114th Maine Legislature, the building is named the "Julian W. Turner Courthouse" in honor of the late Hon. Julian W. Turner, who was resident judge of the District Court in Presque Isle from December 17, 1962 until August 31, 1988. Judge Turner passed away on April 1, 1990.

The new Presque Isle District Court facility cost approximately \$3 million and was financed by a Maine Court Facility Authority

(MCFA) bond issue. The Judicial Branch will amortize the bond issue by a 20-year lease with the MCFA, after which the state will own the courthouse outright. The new courthouse replaces the used of the third floor of the Presque Isle Municipal Building as a court facility, and satisfies the requirements of a U.S. District Court Order that all state courts be handicapped accessible.

West Bath District Court

A contract for construction of a new District Court facility of approximately 19,500 square feet on two floors on an 18.6 acre site in West Bath to accommodate the combined district courts formerly located in Brunswick for the Division of Eastern Cumberland (Freeport, Brunswick and Harpswell) and Bath for Sagadahoc County was awarded early in FY'91 to the firm of Pelletier & Flannigan. Financing is provided by a 1990 Maine Court Facility Authority bond issue. Total cost is expected to be approximately \$3.6 million.

Construction was approximately 90% complete as the period closed, with occupancy delayed for an indefinite period pending settlement of a contract dispute between the contractor and the State.

**THE SPECIAL COMMISSION ON
GOVERNMENTAL RESTRUCTURING**

The Special Commission on Governmental Restructuring, appointed by the Governor, the President of the Senate and the Speaker of the House of Representatives, began its work in May of 1991. It issued its Final Report on December 15, 1991.

Among its recommendations were certain ones specifically addressed to the Judicial Branch as noted below (from the Executive Summary):

Judicial Branch budget. The budget bill presented by the Governor includes the Governor's recommendation concerning the Judicial Branch budget and not the request submitted by the Judiciary. This is an inappropriate method of presenting the budget for the Judicial Branch, a separate branch of Government

constitutionally equal in authority to the Legislative and Executive branches. A similar problem exists with respect to the legislature's budget.

THE COMMISSION recommended:

That, by statute, the Governor be required to include the Judicial Branch budget request, without change, in addition to the Governor's recommendation, in the budget bill presented to the Legislature. The Legislature's budget should be treated similarly.

Customer-oriented government. Perhaps the most significant managerial revolution in the private sector in the past decade has been the emphasis on total customer satisfaction, captured in the phrase "total quality management" or TQM. The customers of state government are the beneficiaries of state services and the internal customers are the state agencies that are served by other state agencies in areas such as purchasing, personnel, space, budgeting, and accounting. To ensure quality in both of these customer relationships, state agencies must know, understand and respond to their customers' needs.

THE COMMISSION recommended:

That the Legislature and Judiciary adopt plans for the use of TQM in their operations by September 1992.

Management of the Judicial Branch. Maine's court system has developed without an overall management plan. This piecemeal growth resulted in duplication and fragmentation of court administration and management. Adding to the duplication is a law requiring the Judicial Branch to participate in administrative processes of the Executive Branch, as well as its own.

THE COMMISSION recommended:

The strengthening of the Court Administrator for the Judicial Branch with expanded authority over the management of the court system under the direction of the Chief Justice of the Maine Supreme Judicial Court.

The Commission's recommendations were contained in several legislative documents considered for enactment by the 115th Maine Legislature. The only one to be enacted by the Legislature and signed by the Governor implemented Total Quality Management (Resolves of 1991, ch. 73, effective April 9, 1992).

DISTRICT COURT VIOLATIONS BUREAU (DCVB)

As the result of an extensive study of traffic violations processing in the District Court, legislation was proposed to and enacted by the 115th Maine Legislature, creating a District Court Violations Bureau (DCVB), effective January 1, 1992. The DCVB was established to centralize the handling of traffic infractions in one location for the entire state, thus eliminating the need for the 32 separate District Court locations to process this routine, but high-volume caseload. The centralized processing of traffic infractions also allowed for the creation of a more uniform statewide system - one that saves time for both the public and for court personnel.

Extensive planning and implementation efforts were made during the first half of Fiscal Year 1992, in order to ensure that the Bureau would be operational by January 1, 1992, as required by law. Activities included locating and renovating office space in Lewiston; locating and moving furniture and equipment from other court locations; establishing standard procedures; developing and printing forms; developing and printing a fines booklet; programming computers; establishing a computer network; and numerous other activities required to make the Bureau operational. Financial support of these efforts was provided by a grant from the Maine Bureau of Safety.

During the second half of Fiscal Year 1992, the DCVB became fully operational. Staff were hired and trained, office space was reconfigured, equipment was purchased, procedures were established and refined, and forms were developed. The design and implementation of the computer system to support the DCVB was completed, including the writing and revising of many programs to accommodate the procedural requirements of the

Bureau. Efforts to refine operating procedures, computer programs, and a data collection system will continue into the next fiscal year.

COMPUTER SERVICES DEPARTMENT ACTIVITIES

In fiscal year 1992, the Computer Services Department moved forward in the area of trial court computerization. The evaluation of computer equipment started in the previous year was completed. Funding was provided by grants from the Bureau of Justice Assistance through the Maine Justice Assistance Council, and by the Bureau of Justice Statistics. The contract for two central repository computers and seven replacement computers for larger District Courts was awarded to AT&T/NCR. The two central computers were installed in the second quarter. The work to convert existing computer systems to the new computers started in the fourth quarter. Deployment of the computers to the courts is set for the first and second quarters of next fiscal year.

The District Court Violations Bureau (DCVB) was conceptualized and implemented during this fiscal year. The computer system was written by the Computer Services staff during the second quarter. It was originally installed on ALTOS computer equipment, but was subsequently converted and installed on AT&T computer equipment at the end of the third quarter. Enhancements and modifications were made throughout the remainder of the fiscal year.

The award of a continuation grant from the Maine Justice Assistance Council culminated several years of grant awards that have laid the groundwork for the completion of the communication link between the District Courts and other criminal justice agencies. The current award will be used to bring the internal communication wiring of court facilities up to standard, purchase communication equipment required at each court, and purchase software packages required for the storage and retrieval of court information over the statewide network.

During FY'92, the department continued to work with TELCO Computer Services on the appraisal and development of communication linkages. An alternative approach was used when the District Court Violations Bureau in Lewiston was linked to Augusta. Work will continue in FY'93 to obtain an affordable communications link between the courts and other criminal justice agencies.

FISCAL DEPARTMENT ACTIVITIES

1. Witness Fee Payments. Implementation of the automation of witness fee payments was completed. The project allows witness fees to be recorded at individual district court locations, transmitted to the Administrative Office of the Court electronically, and in turn electronically submitted to Augusta for payment. This process broadens the application to handle all juror payments in the Superior Court. There are plans to expand the application to indigent defense payments in FY'93.

2. Development of Wide Area Networks for electronic mail was completed. The development of this network allowed electronic mail to expand beyond local office link-ups to cover the entire State of Maine, and reduces mail and long distance telephone costs with minimal capital investment.

3. Manpower Contracts. Implementation of a consolidated contractual service agreement was completed. Through a competitive bidding process, Manpower was selected to provide all temporary employee services required by the Judicial Branch. This simplifies administration by using one source for all temporary services.

4. Fine Payment Processing. A lock box processing service was installed in conjunction with the project to centralize the payment of all waivable fines through the DCVB. This privatization of the processing of fine payments is paid for with available working deposit balances at no cost to the Judicial Branch.

GRANT ACTIVITIES

Grants continued to be an important source of funds for the Judicial Branch during FY'92. Computer equipment and support for trial court automation was made possible with funds from the Maine Justice Assistance Council (through the Bureau of Justice Assistance), as well as from the Bureau of Justice Statistics. Financial support for the newly created District Court Violations Bureau was provided by the Maine Bureau of Safety. Drug evidence storage units for the Judicial Branch's Court Security Services Department were purchased with funds from the Maine Justice Assistance Council. In addition, grant funds were received from the State Justice Institute, the Libra Foundation and the National Institute for Dispute Resolution to fund the Commission to Study the Future of Maine's Courts.

INDIGENT DEFENSE CONTRACT COUNSEL PROJECT

In July of 1990, a Committee of justices and judges was formed to examine an alternative system of appointing counsel to represent indigent defendants in criminal cases. These services are currently provided by appointment of local counsel on a case-by-case basis. The Committee focused its examination of alternative systems on the "contract defense" system that has been implemented successfully in other states. Under this system, the state solicits bids from private attorneys and/or law firms to provide legal services to indigent criminal defendants through a contractual arrangement with the state.

In late fall of 1990, the Committee identified Somerset County as the location in which a one-year pilot project using the contract defense system would be implemented. The pilot project will be used as a means to evaluate the advantages and disadvantages of providing defense services on a contractual basis. Experience gained from the project will be used to determine whether further contracts will be used in Somerset County courts and whether the contract defense project will be expanded to include other parts of the state.

The Committee solicited bids for the Somerset County contract through a formal Request for Proposals in early 1991, with the intent of awarding the contract and beginning the project on April 1, 1991. However, due to the uncertainties surrounding the state budget crisis and the availability of funds in the Indigent Defense appropriation, the Committee postponed awarding the contract until the fall of 1991. The contract was awarded for the period of September 1, 1991 through August 31, 1992. At the close of FY'92, the project was operating smoothly and the Committee had begun to consider whether to extend the Somerset County project for another year and/or whether to expand it to other counties.

LEGISLATIVE HIGHLIGHTS

During the legislative session, the AOC Department of Research and Analysis staff drafted Judicial Branch-sponsored legislation, reviewed all proposed legislation, tracked the status of bills and amendments that were determined to have potential impact on or interest to the Judicial Branch, and prepared fiscal and programmatic impact statements.

The 115th Legislature, Second Regular Session, enacted over 250 public laws, private and special laws, resolutions and/or constitutional amendments. Many of these new laws impact the Judicial Branch in some way. Legislation having significant impact on the court system include:

•An Act Creating the Victim's Compensation Fund: establishes a Victim's Compensation Board for purposes of awarding compensation to victims pursuant to established guidelines. Awards will be funded by the imposition by the court of an assessment of \$25 per murder, Class A, B, or C conviction and of \$10 per Class D or E conviction. As the result of a fiscal note placed on the bill by the Judicial Branch, the legislation also provided an appropriation of \$10,000 to defray Judicial Branch programming costs to integrate the Victims' Compensation Fund into its computer system. (P.L. 1991, Ch. 806; eff. 1/1/93).

•An Act to Provide for Periodic Review and Modification of Child Support Orders: per federal mandate, this legislation requires, among other provisions, that the Department of Human Services in all cases in which it is responsible for enforcement, review the support obligations for compliance with the guidelines no less often than every 3 years, or by request of the obligee/obligor. (P.L. 1991, Ch. 840). A Committee on Child Support Guidelines was appointed by the Chief Justice to study and plan for the increased District Court caseload that will result from the enactment of this legislation.

In addition, numerous pieces of legislation were enacted which created new civil or criminal violations and/or new causes of action. While each law affects the Judicial Branch in only a limited way, the new laws in aggregate significantly impact court workload and Judicial Branch resources.

JUDICIAL EDUCATION

Due to budget constraints, it was not possible to hold a judicial conference during FY'92. Out of state travel was eliminated as well, and judges were not able to participate in courses offered at the National Judicial College or in national meetings and conferences not funded with outside grants. There was some limited judicial participation in the Winter meeting of the Maine Bar Association.

COUNTY LAW LIBRARIES

Legislation enacted in 1981 (4 M.R.S.A., sec. 191, et seq.) regionalized the 18 law libraries located in Maine's county courthouses and created the State Court Library Committee with seven members appointed by the chief justice of the Supreme Judicial Court. In 1991, the Legislature voted to remove six of these libraries from the system and reduce the assigned four tiers (based on collection size and potential use) to three tiers. The state court library supervisor is charged with the general supervision of these libraries.

Visits to each library included collection appraisals; meetings with local library committees on a variety of concerns; and working with those clerks of court and judicial secretaries responsible for the day to day operation of the libraries.

The conversion of briefs submitted to the Supreme Judicial Court to microfiche is an on-going project which has been extended to records as well. Fiche copies of the briefs are distributed to Cleaves Law Library (Portland), Penobscot County Law Library (Bangor), the Donald L. Garbrecht Law Library at the University of Maine School of Law (Portland), and the Maine State Law and Legislative Reference Library (Augusta). The masters are on file at the Maine State Archives in Augusta.

DOMESTIC ABUSE AND MEDIATION PROJECT

In the spring of 1989, the Maine Court Mediation Service asked for and received from the State Justice Institute a two-year grant to study the appropriateness of mediation in the protection from abuse process.

In January 1992, the Project team of sixteen members from Maine and around the country, (including judges, attorneys, mediators, and domestic abuse prevention workers, in consultation with a social scientist and a researcher in direct service with men who batter), issued its final report, entitled: Mediation in Cases of Domestic Abuse: Helpful Option or Unacceptable Risk?

Project members were unable to reach a consensus and remained evenly divided on the appropriateness of mediation in the protection from abuse process. The team expanded the scope of its study, however, and discussed at length the use of mediation in domestic relations matters when abuse is a factor. The team agreed that all mediation programs should screen for abuse to assess safety issues and a person's ability to mediate freely and effectively on his or her own behalf.

The report offers different types of screening models and protocols and describes characteristics of victims and abusers that could make mediation unsafe and inappropriate. The report lists safety measures to protect participants as well as mediators. Alternative models, with and without a mediation component, are also described for the protection from abuse process.

The 100-page final report has received wide circulation throughout the United States and Canada and can be found in all State Court libraries.

FAMILY COURT PROJECT

In April, 1990, the Legislature enacted P.L.1990, Chapter 891, authorizing the creation of a Commission to Study the Future of Maine's Courts. That statute also directed the courts to establish a pilot project to handle family law cases. The purpose of the pilot project is to formalize the Administrative Court's involvement in handling family law cases in the District and Superior Courts, and to report to the Commission to Study the Future of Maine's Courts on the feasibility of establishing a family court.

Following the enactment of this legislation, an extensive period of review and research was conducted involving judges, court personnel, and a special committee of the Family Law Section of the Maine Bar Association. As a result of these efforts, the pilot project was implemented beginning on June 10, 1991.

All cases filed in the Cumberland County Superior Court and Ninth District Court involving divorce, post-divorce motions, paternity, protection from abuse, and child protective proceedings were made a part of the project. A small core of judges from the Administrative, District and Superior Courts was authorized by administrative order to hear family law cases, regardless of which court receives the initial filing. Uniform, streamlined, and innovative procedures and forms for the handling of family law cases have been adopted. These include case management and pretrial conferences, and a weekly motion

day for which attorneys must schedule their own interim order hearings. Trial lists for final divorces and post-divorce motions have also been revised, and efforts are being made to consolidate cases involving the same parties with related issues.

Although resources have not been available to conduct an empirical evaluation of the project to date, the response of the Bar and the public remains very favorable. The Structure Task Force of the Commission to Study the Future of Maine's Courts has recommended the extension and expansion of the project to permit a more appropriate, long-range evaluation.

COURT SECURITY SERVICES

As set forth in 4 MRSA §17, sub-§15 the State Court Administrator is responsible for planning and implementing arrangements for safe and secure court premises so as to facilitate the orderly conduct of judicial proceedings. The Judicial Branch again sought to "flat fund" the existing contracts for court security as a means of standardizing wages and benefits without loss of essential services.

The Judicial Branch now directly controls all court security services at its locations in Bath, Lewiston, Auburn, Caribou, Madawaska, Fort Kent, Caribou and Houlton, as well as directly providing support at the Cumberland County Courthouse. Court agents are assigned to assist other counties as needed and when contract terms make such an arrangement more cost effective. The basic level of service at all other locations is still provided under formal contract with the sheriff's departments.

A new statute was enacted clarifying the assignment of responsibility for in-custody persons while at the courthouse. During FY'92, there were no reported escapes from any courthouse. In addition, to further reduce costs, fewer cases were designated "high risk" so as to minimize added expense. It should be noted that many of the cases which required additional security precautions were within the realm of "Family Court", i.e., divorces, child custody hearings, etc. This follows the trend

toward increased violence at such proceedings that has been witnessed on the national level. Tracking of the number of calls for Emergency Medical Services (shown as EMS in the table below) during court sessions was begun in FY'92.

Reporting of court security violations to the Court Security Office is voluntary, except for those providers directly under control of the Judicial Branch. Cases reported since FY'88 are as follows:

	<u>FY'88</u>	<u>FY'89</u>	<u>FY'90</u>	<u>FY'91</u>	<u>FY'92</u>
Specific Threats	10	20	22	28	25
General Threats	45	80	95	107	116
Bomb Threats	1	4	4	5	5
Special Cases	19	21	16	25	10
Escapes	-	-	4	2	0
Arrests at Crthses.(a)	-	-	-	16	15
Criminal Inquiry (a)	-	-	-	12	20
E.M.S. Calls (b)	-	-	-	-	7
TOTAL	75	125	141	195	198

(a) Not tracked until FY'91.

(b) Not tracked until FY'92.

Electronic Recording Division Activities

Court proceedings are electronically recorded in accordance with the provisions of the Maine Rules of Civil and Criminal Procedure. In FY'91, the activities of the Division were expanded to include the electronic recording of certain types of proceedings in Superior Court in addition to proceedings in District Court. Division workload increased by 13.3% statewide in FY'92.

In FY'92, 5,122 tapes were recorded in District Court proceedings for a total of 15,366 hours. This represents a 9.4% increase over the 4,680 tapes and 14,040 hours recorded in District Court proceedings in Fiscal Year 1991.

Activities of the Electronic Recording Division also showed a dramatic increase in Superior Court proceedings. In FY'92, 292 tapes were recorded for a total of 876 hours, as compared to 100

tapes and 300 hours recorded in FY'91. Superior Court locations making use of electronic recording services included Cumberland, York, Kennebec, and Penobscot Counties.

Statewide, a total of 542 transcripts were prepared and 43,929 pages of transcript were typed. Divorce cases and Criminal D-E cases accounted for over half of the transcripts prepared.

COMMISSION TO STUDY THE FUTURE OF MAINE'S COURTS

The 114th Legislature created the Commission to Study the Future of Maine's Courts and charged it with making recommendations for a system of justice that will meet the needs of the citizens of Maine in the 21st Century. In addition, the Commission was asked to address eight specific areas of immediate concern to the Legislature. The membership of the Commission is statutory, and the Commission is to report to the Joint Standing Committee on Judiciary by February 28, 1993.

After holding an organizational meeting in April of 1991, four task forces were established: (1) Access to Justice, (2) Alternative Dispute Resolution (ADR), (3) Productivity, and (4) Court Structure. The results of the first year's research and information gathering are contained in "Phase I Report: A Working Document", April 1992. The Commission and the Maine State Bar Association presented a program on court unification and the possibility of a family court for Maine. With the assistance of West Publishing, the materials from those programs were published as "Exploring Maine's Future: A Symposium on Court Structure".

In the spring of 1992, the task forces began to formulate their recommendations. On June 26th and 27th, in conjunction with the Maine State Bar Association and the Maine Bar Foundation, the Commission co-sponsored "A Symposium on Access to Justice, Where Do We Go From Here?" The ADR Task Force also made a presentation of its work at the Summer Bar Association meeting in June of 1992.

Task force recommendations are to be integrated into Preliminary Commission Recommendations and sent out for public hearings in October 1992. The Commission has scheduled two additional meetings before wrapping up its work in Feb. of 1993.

Commission to Study the Future of Maine's Courts

Hon. Harriet P. Henry, Commission Chair

Hon. Kermit V. Lipez, Commission Vice-Chair

Kathryn Monahan Ainsworth, Project Director

Susanna Adams, Administrative Assistant

ACCESS JUSTICE TASK FORCE

Nan Heald, Chair

Vendean V. Vaflades, Vice-Chair

Anita Alexander

Ralph W. Austin

Sumner T. Bernstein

William Burney

Hugh Calkins

Michael E. Carpenter

James C. Chute

Sen. Muriel D. Holloway

Hon. Margaret J. Kravchuk

Rep. Carolyne T. Mahany

Andrew Stewart

John B. Wooten

Donald Zillman

ALTERNATE DISPUTE RESOLUTION

L. Kinvn Wroth, Chair

William K. Tyler, Vice-Chair

Rep. Cushman D. Anthony

Marc P. Ayotte

Hon. G. Arthur Brennan

Paul G. Charbonneau

Elmira Gearheart

Cheryl Harrington

Bernard J. Kubetz

Derek P. Langhauser

S. Peter Mills

Consultants:

Ann R. Gosline

Craig A. McEwen

PRODUCTIVITY TASK FORCE

John H. Rich, III, Chair

Hon. John C. Sheldon, Vice-Chair

Hon. Donald G. Alexander

Dana R. Baggett

Sally A. Bourget

Hon. Paul A. Fritzsche

Deborah Hjort

Janet T. Mills

Hon. Paul L. Rudman

Theodore R. Tracy

Hon. Michael N. Westcott

STRUCTURE TASK FORCE

Hon. Kermit V. Lipez, Chair

Alan D. MacEwan, Vice-Chair

Michael P. Asen

Hon. Dana A. Cleaves

Hon. Bernard M. Devine

Sen. N. Paul Gauvreau

Barry J. Hobbins

Roger J. Katz

Hon. Richard M. Morton

Murrough H. O'Brien

Rep. Patrick E. Paradis

Hon. David G. Roberts

FUTURES COORDINATING COMMITTEE

Hugh Calkins, Chair

Anita Alexander

James C. Chute

Hon. David G. Roberts

Persons whose names are in **bold** are Commission members.

MAINE JUDICIAL COUNCIL

As set forth in 4 M.R.S.A. § 451, the purpose of the Judicial Council is to "make a continuous study of the organization, rules, and methods of procedures and practices of the judicial system of the State, the work accomplished, and the results produced by that system and its various parts."

The Council consists of the following members: the chief justice of the Supreme Judicial Court (chair, ex officio), the attorney general, the chief justice of the Superior Court, the chief judge of the District Court, the dean of the University of Maine Law School, an active or retired justice of the Supreme Judicial Court, one justice of the Superior Court, one judge of the District Court, one judge of a Probate Court, one clerk of courts, two lawyers, six laypersons, and the co-chairs of the Legislative Judiciary Committee. The executive secretary, a part-time contract employee, provides all executive services to the Council.

The full council met on two occasions during 1991.

During the fiscal year of 1991-92, the Council was closely involved in the work of the Commission to Study the Future of Maine's Courts. In addition, it participated in the planning of the 1993 Sentencing Institute.

Members of the Maine Judicial Council

Chief Justice Daniel E. Wathen, Chair
Associate Justice Robert W. Clifford, SJC
Chief Justice Thomas E. Delahanty, II, Superior Court
Superior Court Justice Herbert T. Silsby, II
Chief Judge Susan W. Calkins, District Court
District Court Judge Peter J. Goranites
Probate Judge Richard C. Poland
Madeleine R. Freeman
Maurice Harvey
John M. Daigle

Eugene Mawhinney
Deborah Hjort
Cecilia B. Rhoda
C.R. deRochemont
Peter J. Rubin
Attorney General Michael E. Carpenter
Donald Zillman
Barry Zimmerman
Sen. N. Paul Gauvreau
Rep. Patrick E. Paradis

Executive Secretary

Murrough H. O'Brien, Esq.

COMMITTEES **OF THE** **JUDICIAL BRANCH**

Committee Listing

There are numerous functional committees within the Judicial Branch. The purpose of these committees, which include judges, lawyers, and private citizens, is to assist the Supreme Judicial Court, as well as the chief justice of the Supreme Judicial Court, the Superior Court chief justice, and the District Court chief judge in carrying out their respective responsibilities.

The committee listing below is organized by appointing authority, with the exception of the Board of Bar Examiners whose members are appointed by the Governor upon recommendation by the Supreme Judicial Court. The following pages list all committee members as of June 30, 1992.

SUPREME JUDICIAL COURT

- Board of Examiners for the Examination of Applicants for Admission to the Bar
- Board of Overseers of the Bar
- Civil Rules Committee
- Committee on Judicial Responsibility and Disability
- Committee on the Code of Judicial Conduct
- Committee on Professional Responsibility
- Criminal Rules Committee
- Evidence Rules Committee
- Judicial Records Committee
- Probate Rules Committee

CHIEF JUSTICE

- Committee on Continuing Judicial Education
- Committee on Indigent Defense Contract Project
- Committee on Child Support Guidelines
- Court Mediation Committee
- Judicial Branch Legislation Committee
- State Court Library Committee

SUPERIOR COURT CHIEF JUSTICE

- Superior Court Civil Forms Committee
- Superior Court Criminal Forms Committee

DISTRICT COURT CHIEF JUDGE

- District Court Civil Forms Committee
- District Court Criminal Forms Committee

COMMITTEE MEMBERSHIP

APPOINTING AUTHORITY: SUPREME JUDICIAL COURT

Board of Examiners for the Examination of Applicants for Admission to the Bar:

Constance P. O'Neil, Esq., chair
Rita Blacherby
James E. Brannan, Esq.
Kenneth R. Clegg, Esq.
Laurie A. Gibson, Esq., secretary
Shirley K. Jaster
Paul F. Macri, Esq.
Clare Hudson Payne, Esq.
June D. Zellers, Esq.

Judicial Liaison:

Assoc. Justice Caroline D. Glassman

Board of Overseers of the Bar:

Peter B. Webster, chair
Barbara E. Chesley, vice-chair
Diane S. Cutler
Roger S. Elliott, Esq.
Richard C. Engels
Susan R. Kominsky, Esq.
Richard A. McKittrick, Esq.
Mark V. Schnur
Curtis Webber

Judicial Liaison:

Assoc. Justice David G. Roberts

Civil Rules Committee:

Charles A. Harvey, Jr., Esq., chair
Peter B. Bickerman, Esq.
Rufus E. Brown, Esq.
Kevin M. Cuddy, Esq.
Peter W. Culley, Esq.

Civil Rules Committee, continued

Elliott L. Epstein, Esq.
Robert F. Hanson
S. Peter Mills, III, Esq.
Dana E. Prescott, Esq.
Nathaniel M. Rosenblatt, Esq.
Jack H. Simmons, Esq.
Arlyn H. Weeks, Esq.
Assistant Attorney General H. Cabanne Howard, A.G.'s designee

Consultants:

Dean L. Kinvin Wroth
Prof. Michael Mullane
Prof. Melvyn Zarr

Judicial Liaison:

Assoc. Justice Robert W. Clifford

Trial Court Liaison:

Justice Donald G. Alexander
Justice Carl O. Bradford, Alternate
Judge Robert E. Crowley

Committee on Judicial Responsibility and Disability:

Helen Sloane Dudman, chair
Justice Donald G. Alexander
Judge Robert W. Donovan
James S. Erwin, Sr., Esq.
Madeleine R. Freeman
Milton Lindholm
William B. Talbot, Esq.

Alternate Members:

Justice Eugene W. Beaulieu
Judge Courtland D. Perry
John R. DiMatteo
Robert B. Williamson, Jr., Esq.

Judicial Liaison:

Assoc. Justice Daniel E. Wathen

Executive Secretary

Prof. Merle W. Loper

Committee on the Code of Judicial Conduct:

Colin C. Hampton, chair
Superior Court Chief Justice Thomas E. Delahanty, II
District Court Chief Judge Susan W. Calkins
Probate Court Judge Allan Woodcock, Jr.
Pamela B. Anderson, Esq.
John W. Ballou, Esq.
Louise P. James
Margaret J. Tibbetts
Assistant Attorney General Thomas D. Warren, A.G.'s designee
Consultant:
Dean L. Kinvin Wroth
Judicial Liaison:
Assoc. Justice David G. Roberts

Committee on Professional Responsibility:

Edwin A. Heisler, Esq., chair
Arthur W. Adelberg
Anne L. Bonney
Prof. Stephen Cerf
Katherine Greenleaf, Esq.
Nancy N. Masterton
Janet T. Mills, Esq.
Gerald E. Rudman
Jeffrey A. Thaler, Esq.
Louise K. Thomas, Esq.
Assistant Attorney General H. Cabanne Howard, A.G.'s designee
Consultant:
Dean L. Kinvin Wroth
Gordon H.S. Scott, Esq.
Judicial Liaison:
Assoc. Justice Caroline D. Glassman

Criminal Rules Committee:

Sandra Hylander Collier, Esq., chair
Mark E. Dunlap, Esq.
Kristin A. Gustafson, Esq.
Martha J. Harris, Esq.
Theodore K. Hoch, Esq.
Stephen J. Schwartz, Esq.
Mary C. Tousignant, Esq.
Philip C. Worden, Esq.
Assistant Attorney General Charles K. Leadbetter, A.G.'s designee
Consultants:
Prof. Melvyn H. Zarr
Prof. David P. Cluchey
Judicial Liaison:
Assoc. Justice Samuel W. Collins, Jr.
Trial Court Liaison:
Justice William S. Brodrick
Justice G. Arthur Brennan, Alternate
Judge John C. Sheldon

Evidence Rules Committee:

Paul W. Chaiken, Esq., chair
Peter J. DeTroy, III, Esq.
Martica Douglas, Esq.
Carl R. Griffin III, Esq.
Joel C. Martin, Esq.
Steven D. Silin, Esq.
Alton C. Stevens, Esq.
Assistant Attorney General Thomas D. Warren, A.G.'s designee
Consultant:
Peter L. Murray, Esq.
Judicial Liaison:
Assoc. Justice Robert W. Clifford
Trial Court Liaison:
Justice Roland A. Cole
Judge Andrew M. Mead

Judicial Records Committee:

Judge Jessie B. Gunther, chair
Phyllis Gardiner, Esq.
Gordon F. Grimes, Esq.
Hope Hilton, Esq.
Lyman L. Holmes, Esq.
Joseph M. O'Donnell, Esq.
Dean L. Kinvin Wroth

Judicial Liaison:

Assoc. Justice David G. Roberts

Probate Rules Committee:

Probate Judge Richard M. Morton, chair
Milda A. Castner, Esq.
Jill A. Checkoway, Esq.
Neal C. Corson, Esq.
John L. Knight, Esq.
James E. Mitchell, Esq.
Probate Judge James E. Patterson
Probate Register Cecilia B. Rhoda
James H. Young, II, Esq.

Consultants:

Dean L. Kinvin Wroth
Prof. Merle W. Loper

Judicial Liaison

Assoc. Justice Caroline D. Glassman

APPOINTING AUTHORITY: CHIEF JUSTICE

Judicial Education Committee:

Associate Justice Caroline D. Glassman, chair
Justice Paul A. Fritzsche
Judge Paul T. Pierson
Judge Ellen A. Gorman
Judge Michael N. Westcott
Debra E. Olken, AOC, Senior Management Analyst

Consultant:

Prof. Melvyn H. Zarr

Committee on Indigent Defense Contract Project:

Chief Justice Daniel E. Wathen, chair
Justice G. Arthur Brennan
Justice Bruce W. Chandler
Deputy Chief Judge S. Kirk Studstrup
Judge Alexander A. MacNichol
Marcy A. Kamin, Esq., AOC, Court Management Analyst

Committee on Child Support Guidelines:

Judge Robert E. Crowley, chair
Judge Ellen A. Gorman
Judge Michael N. Westcott

Court Mediation Committee:

Assoc. Justice Caroline D. Glassman, chair
Justice Kermit V. Lipez
District Court Chief Judge Susan W. Calkins
Judge Peter J. Goranites
Administrative Court Judge Roland Beaudoin
Dana R. Baggett, State Court Administrator
Paul G. Charbonneau, Court Mediation Director

Judicial Branch Legislation Committee:

Chief Justice Vincent L. McKusick
Assoc. Justice Robert W. Clifford, chair
Assoc. Justice Samuel W. Collins, Jr.
Active Retired Justice Elmer H. Violette
Superior Court Chief Justice Thomas E. Delahanty, II
Justice Eugene W. Beaulieu
Justice Bruce W. Chandler
Justice Stephen L. Perkins
District Court Chief Judge Susan W. Calkins
Deputy Chief Judge S. Kirk Studstrup
Judge Andre G. Janelle
Judge Clifford O'Rourke
Dana R. Baggett, State Court Administrator
Edward C. Kelleher, Public Information Officer

State Court Library Committee:

Active Retired Justice Sidney W. Wernick, chair
Justice Bruce W. Chandler
Robert M. Filgate
Merton G. Henry, Esq.
Norman Minsky, Esq.
Douglas M. Myers, Esq.
Stephen J. Podgajni

Members ex officio:

Lynn E. Randall, State Law Librarian
Dana R. Baggett, State Court Administrator

Judicial Liaison:

Assoc. Justice Samuel W. Collins,

APPOINTING AUTHORITY: SUPERIOR COURT

CHIEF JUSTICE

Superior Court Civil Forms Committee:

Justice Paul A. Fritzsche, chair
Lynda C. Haskell, Clerk, Franklin County Superior Court
Jeffrey D. Henthorn, Court Administrator
Lucille J. Lepitre, Clerk, Cumberland County Superior Court
Robert V. Miller, Court Administrator
Joyce M. Page, Clerk, Waldo County Superior Court

Superior Court Criminal Forms Committee:

Justice Stephen L. Perkins, chair
Susan E. Guillette, Clerk, Knox County Superior Court
Lynda C. Haskell, Clerk, Franklin County Superior Court
Jeffrey D. Henthorn, Court Administrator
Rosemary K. Merchant, Clerk Hancock County Superior Court
Robert V. Miller, Court Administrator

APPOINTING AUTHORITY: DISTRICT COURT

CHIEF JUDGE

District Court Civil Forms Committee:

Judge Jessie B. Gunther, chair
Judge Alan C. Pease, active retired
Sandra F. Carroll, Clerk, Skowhegan District Court
Terry L. Curtis, Clerk, Belfast District Court
Norman R. Ness, Court Administrator

District Court Criminal Forms Committee:

Judge David B. Griffiths, chair
Judge Douglas A. Clapp
Judge Alan C. Pease, active retired
Deborah A. Hjort, Clerk, Biddeford District Court
Thelma A. Holmes, Clerk, Bangor District Court
Norman R. Ness, Court Administrator
Judith L. Pellerin, Clerk, Waterville District Court
Robert F. Poulin, AOC, Deputy Budget and Fiscal Officer
Coleen True, AOC, Computer Services, Programmer Analyst

JUDICIAL ROSTER
(July 1, 1991 through June 30, 1992)

SUPREME JUDICIAL COURT

Justices - (In seniority order)

Hon. Vincent L. McKusick, Chief Justice (retired 2/28/92)
Hon. Daniel E. Wathen, Chief Justice (appointed 3/20/92)

Hon. David G. Roberts
Hon. Caroline D. Glassman
Hon. Robert W. Clifford
Hon. Samuel W. Collins, Jr.
Hon. Morton A. Brody (appointed to Federal bench, 8/8/91)
Hon. Paul L. Rudman (appointed 6/5/92)

Active Retired Justices

Hon. James P. Archibald
Hon. Sidney W. Wernick
Hon. Elmer H. Violette

SUPERIOR COURT

Justices - (In seniority order)

Hon. Thomas E. Delahanty, II, Chief Justice

Hon. Stephen L. Perkins
Hon. Herbert T. Silsby, II (retired 2/28/92)
Hon. Donald G. Alexander
Hon. Carl O. Bradford
Hon. William S. Brodrick
Hon. Paul T. Pierson
Hon. G. Arthur Brennan
Hon. Bruce W. Chandler
Hon. Eugene W. Beaulieu
Hon. Kermit V. Lipez
Hon. Jack O. Smith
Hon. Paul A. Fritzsche
Hon. Roland A. Cole
Hon. Margaret J. Kravchuk
Hon. Andrew M. Mead (appointed 5/28/92)

Active Retired Justices

Hon. Ian MacInnes
Hon. Robert L. Browne
Hon. William E. McKinley

JUDICIAL ROSTER
(July 1, 1991 through June 30, 1992)

DISTRICT COURT

- Hon. Susan W. Calkins, Chief Judge
- Hon. S. Kirk Studstrup, Deputy Chief Judge

Resident Judges

DISTRICT 1: (Caribou, Fort Kent, Madawaska, Van Buren)

- Hon. Ronald A. Daigle

DISTRICT 2: (Houlton, Presque Isle)

- Hon. David B. Griffiths

DISTRICT 3: (Bangor, Newport)

- Hon. Andrew M. Mead (moved to Superior Court 5/28/92)
- Hon. Ronald D. Russell (appointed resident 7/22/91)
- Hon. Jeffrey L. Hjelm (appointed 5/28/92)

DISTRICT 4: (Calais, Machias)

- Hon. John V. Romei (appointed 5/28/92)

DISTRICT 5: (Bar Harbor, Belfast, Ellsworth)

- Hon. Bernard C. Staples

DISTRICT 6: (Bath, Brunswick, Rockland, Wiscasset)

- Hon. Joseph E. Field
- Hon. Michael N. Westcott

DISTRICT 7: (Augusta, Waterville)

- Hon. Courtland D. Perry, II

DISTRICT 8: (Lewiston)

- Hon. John B. Beliveau

DISTRICT 9: (Bridgton, Portland)

- Hon. Alexander A. MacNichol
- Hon. Peter J. Goranites

DISTRICT 10: (Biddeford, Springvale, York)

- Hon. Andre G. Janelle

DISTRICT 11 (Livermore Falls, Rumford, South Paris)

- Hon. John C. Sheldon

DISTRICT 12: (Farmington, Skowhegan)

- Hon. Douglas A. Clapp

DISTRICT 13: Dover-Foxcroft, Lincoln, Millinocket)

- Hon. Jesse B. Gunther

Judges-At-Large

Hon. Jane S. Bradley

Hon. Susan W. Calkins

Hon. Robert E. Crowley

Hon. Rae Ann French (appointed 10/4/91)

Hon. Edward F. Gaulin

Hon. Ellen A. Gorman

Hon. Nancy D. Mills (appointed 10/4/91)

Hon. Ronald D. Russell (appointed to 3rd District 7/22/91)

Hon. Leigh I. Saufley

Hon. S. Kirk Studstrup

Hon. Michael N. Westcott

Active-Retired Judges

Hon. John L. Batherson

Hon. F. Davis Clark

Hon. Bernard M. Devine

Hon. Robert W. Donovan

Hon. Paul A. MacDonald

Hon. L. Damon Scales

Hon. Clifford O'Rourke

Hon. Alan C. Pease

ADMINISTRATIVE COURT

Hon. Dana A. Cleaves, Chief Judge

Hon. Roland Beaudoin

Active-Retired Judges

Hon. Edward W. Rogers

CLERK ROSTER

(July 1, 1991 through June 30, 1992)

SUPREME JUDICIAL COURT

CLERK OF THE LAW COURT: James C. Chute

(Also serves as Executive Clerk of the Supreme Judicial Court and Reporter of Decisions)

SUPERIOR COURT

ANDROSCOGGIN	Sally A. Bourget
AROOSTOOK	Vicki Harris
CUMBERLAND	Lucille J. Lepitre
FRANKLIN	Lynda C. Haskell
HANCOCK	Rosemary K. Merchant
KENNEBEC	Nancy A. Desjardins
KNOX	Susan E. Guillette
LINCOLN	Sharon Simpson
OXFORD	Donna L. Howe
PENOBSCOT	Margaret M. Gardner
PISCATAQUIS	Lisa C. Richardson
SAGADAHOC	Debra E. Nowak
SOMERSET	Esther L. Waters
WALDO	Joyce M. Page
WASHINGTON	Marilyn E. Braley
YORK	Dianne M. Hill

DISTRICT COURT

District I

CARIBOU	Norma A. Duheme
FORT KENT	Linda A. Cyr
MADAWASKA	Norma H. Gerard
VAN BUREN	Linda A. Cyr

District II

HOULTON	Barbara Stevens
PRESQUE ISLE	Diane S. Sharpe

District III

BANGOR	Thelma Holmes
NEWPORT	Jane C. Sawyer

District IV

CALAIS	Karen K. Moraisey
MACHIAS	Annie H. Hanscom (retired 2/28/92)
	Frances Allen (appointed 3/2/92)

District V

BAR HARBOR	Pamela Foss
BELFAST	Terri L. Curtis
ELLSWORTH	Dorothy L. Drake

District VI

BATH-BRUNSWICK	Anita M. Alexander
ROCKLAND	Penny Reckards
WISCASSET	Victoria Wilson (resigned 11/5/91)
	Penny Reckards (appointed 11/5/91)

District VII

AUGUSTA	Sharon A. Burns
WATERVILLE	Judy L. Pellerin

District VIII

LEWISTON	Rita D. Desjardins
----------	--------------------

District IX

BRIDGTON	Colette Gerard
PORTLAND	Gwendolyn Lyford (appointed 8/12/91)

District X

BIDDEFORD	Deborah A. Hjort (appointed 7/1/91)
SPRINGVALE	Alice A. Monroe (retired 9/27/91)
	Linda Jowett (appointed 9/30/91)
YORK	Nellie E. Bridges

District XI

LIVERMORE FALLS	Dolores T. Richards (retired 2/28/92)
	Susan Copeland (appointed 4/20/92)

District XII

RUMFORD	Laura J. Nokes
SOUTH PARIS	Joan C. Millett
FARMINGTON	Vicki Hardy
SKOWHEGAN	Sandra F. Carroll

District XIII

DOVER-FOXCROFT	Lisa C. Richardson
LINCOLN	Ann G. Dusenbery (retired 3/27/92)
	Sharon Webster (appointed 3/28/92)
MILLINOCKET	Patricia Hall

ADMINISTRATIVE COURT

PORTLAND	Diane P. Nadeau
----------	-----------------

APPENDIX I

LAW COURT

CASELOAD STATISTICS

LAW COURT
NARRATIVE SUMMARY OF CASELOAD STATISTICS

Note: All data are provided by calendar year.

Table LC-1

This table presents Law Court caseload information, including filings, dispositions and pending caseload since 1982. The "end pending" category includes four distinct sub-groups: cases not yet at issue (awaiting completion of the record on appeal or completion of briefing); cases at issue awaiting oral argument (cases fully briefed as of the end of the previous year); cases orally argued awaiting opinion; and cases remanded to the Superior Court prior to oral argument for correction of procedural defects. The comparison of filings and dispositions on this table indicates the degree to which dispositions have risen to meet the demand of incoming filings.

Table LC-2

This table details the type and outcome of Law Court dispositions during CY'91. Several categories require some explanation. "Other Administrative Proceedings" are cases seeking review of action (or refusal to act) by agencies of the Executive Department governed by the Maine Administrative Procedure Act and M.R.Civ.P.80C, or by agencies of local government such as planning boards pursuant to M.R.Civ.P.80B. Since the creation of the Appellate Division of the Workers Compensation Division in September 1981, many workers' compensation cases are now disposed of by denial of petition for appellate review and do not involve full briefing, argument and opinion. "Discretionary Appeals" are requests for certificates of probable cause in post-conviction review (15 M.R.S.A. §2131) and review of extradition (15 M.R.S.A. §210-A) cases. "Change in Results" means that the trial court's judgment has been reversed, vacated, or substantively modified.

Table LC-3

The average time required from notice of appeal to disposition for cases in which written opinions were issued is presented for 1981 through 1991 on Table LC-3. Since most non-opinion disposition cases do not complete all of the steps of an opinion disposition, the inclusion of these cases in this table would skew the results, particularly in the early stages. The four sections correspond to (a)

work done primarily by trial court clerks and court reporters; (b) work done by the parties' attorneys; (c) pre-argument study by justices and law clerks and scheduling lag; and (d) the actual decision making process and preparation of the opinion. The fifth section (e) traces the cases through the entire Law Court process, from notice of appeal to final disposition.

Table LC-4

More complete timeframe data for only 1991 are included on this table, detailing the actual number of cases during each stage of case processing.

Sentence Review Panel

Statutory changes effective September 30, 1989 replaced the Appellate Division of the Supreme Judicial Court with the Sentence Review Panel.

Applications for leave to appeal from sentence filed in the trial courts after September 30, 1989 come before the Sentence Review Panel, which either grants or denies leave to appeal. When leave to appeal is granted, the sentence appeal is then docketed in the Law Court and proceeds as a regular criminal appeal before the full court. When there is also an appeal from the conviction pending in the Law Court, the sentence appeal merges into that case and they are briefed and decided together.

In 1991, 154 applications for leave to appeal were filed. During that time period, 6 applications were granted and 130 were denied or dismissed.

LAW COURT - TOTAL CASELOAD AND WRITTEN OPINIONS

TABLE LC-1

	1982	1983	1984	1985	1986	1987	1988	1989	1990	1991
CIVIL										
- Begin Pending	248	230	249	245	242	261	298	282	305	287
- Filings (a)	325	332	343	349	338	363	328	339	414	416
- Dispositions	343	313	347	352	319	326	344	316	432	369
- End Pending	230	249	245	242	261	298	282	305	287	334
CRIMINAL										
- Begin Pending	54	82	69	96	112	112	148	150	150	172
- Filings (a)	153	154	170	169	182	202	200	201	208	230
- Dispositions	125	167	143	153	182	166	198	201	186	204
- End Pending	82	69	96	112	112	148	150	150	172	198
TOTAL										
- Begin Pending	302	312	318	341	354	373	446	432	455	459
- Filings (a)	478	486	513	518	520	565	528	540	622	646
- Dispositions	468	480	490	505	501	492	542	517	618	573
- End Pending	312	318	341	354	373	446	432	455	459	532
WRITTEN OPINIONS										
- Civil	189	183	194	188	183	193	204	194	235	251
- Criminal	91	105	101	110	137	108	142	143	127	144
TOTAL	280	288	295	298	320	301	346	337	362	395

(a) Includes new appeals, interlocutory appeals, and reports.

NOTE: Data provided on a calendar year basis.

LAW COURT DISPOSITIONS - CY91

TABLE LC-2

	CHANGE IN RESULTS	NO CHANGE	TOTAL	%OF TOTAL DISPO- SITION
CRIMINAL				
- Signed Opinion	24	66	90	
- Per Curiam	0	0	0	
- Memorandum	1	53	54	
-----Total Written Opinions	25	119	144	
- No Opinion	0	56	56	
-----TOTAL DISPOSITIONS	25	175	200	33.9%
PUBLIC UTILITIES COMMISSION				
- Signed Opinion	0	0	0	
- Per Curiam	0	0	0	
- Memorandum	0	0	0	
-----Total Written Opinions	0	0	0	
- No Opinion	0	0	0	
-----TOTAL DISPOSITIONS	0	0	0	0.0%
WORKERS COMPENSATION				
- Signed Opinion	10	8	18	
- Per Curiam	0	0	0	
- Memorandum	0	0	0	
-----Total Written Opinions	10	8	18	
- No Opinion	0	30	30	
-----TOTAL DISPOSITIONS	10	38	48	8.1%
OTHER ADMINISTRATIVE PROCEEDINGS				
- Signed Opinion	6	13	19	
- Per Curiam	0	1	1	
- Memorandum	0	3	3	
-----Total Written Opinions	6	17	23	
- No Opinion	0	5	5	
-----TOTAL DISPOSITIONS	6	22	28	4.7%

	CHANGE IN RESULTS	NO CHANGE	TOTAL	%OF TOTAL DISPO- SITION
ALL OTHER CIVIL				
- Signed Opinion	54	103	151	
- Per Curiam	4	6	10	
- Memorandum	0	43	43	
-----Total Written Opinions	58	152	210	
- No Opinion	0	92	92	
-----TOTAL DISPOSITIONS	58	244	302	51.2%
DISCRETIONARY APPEAL				
- Signed Opinion	0	0	0	
- Per Curiam	0	0	0	
- Memorandum	0	0	0	
-----Total Written Opinions	0	0	0	
- No Opinion	0	12	12	
-----TOTAL DISPOSITIONS	0	12	12	2.0%
TOTAL				
- Signed Opinion	94	190	284	
- Per Curiam	4	7	11	
- Memorandum	1	99	100	
-----Total Written Opinions	99	296	395	
- No Opinion	0	195	195	
-----TOTAL DISPOSITIONS	99	491	590	100.0%

CASES FOR WHICH OPINIONS WERE WRITTEN: 1982-1991

	1982	1983	1984	1985	1986	1987	1988	1989	1990	1991
NO. OF DAYS FROM NOTICE OF APPEAL TO COMPLETION OF RECORD										
- Criminal	74.0	95.1	97.9	101.2	101.2	90.8	89.2	109.8	93.4	72.6
- Public Utilities Commission	33.7	31.5	19.0	40.5	19.0	21.5	0.0	20.0	24.0	-
- Workers Compensation	53.2	58.3	63.0	73.7	94.0	64.0	69.5	94.0	63.5	107.3
- Other Administrative Proceedings	58.0	50.3	31.1	57.4	47.5	21.9	30.5	21.6	20.6	30.6
- All Other Civil	70.4	55.9	50.0	62.8	40.8	67.9	53.8	67.7	58.4	57.8
- Discretionary Appeal	78.3	95.9	120.0	49.8	23.0	0.0	21.0	0.0	357.0	-
TOTAL	67.7	70.5	64.1	76.2	68.9	72.4	66.7	82.9	68.8	72.6
NO. OF DAYS FROM COMPLETION OF RECORD TO COMPLETION OF BRIEFING										
- Criminal	82.6	93.2	89.8	82.3	78.4	98.0	90.8	88.5	103.6	111.2
- Public Utilities Commission	99.7	89.5	67.0	89.0	70.0	117.5	0.0	77.0	86.0	-
- Workers Compensation	86.4	83.7	18.0	12.7	2.5	8.0	16.3	9.3	14.0	11.0
- Other Administrative Proceedings	74.2	68.3	86.1	58.8	65.7	74.2	79.3	75.6	94.1	78.8
- All Other Civil	80.0	80.3	79.0	79.3	77.6	81.6	77.4	84.7	76.6	77.6
- Discretionary Appeal	86.8	78.3	101.0	66.6	64.0	0.0	61.0	0.0	64.0	-
TOTAL	81.2	83.7	82.6	75.5	75.0	88.8	82.1	83.8	86.5	87.4
NO. OF DAYS FROM COMPLETION OF BRIEFING TO ORAL ARGUMENT										
- Criminal	54.2	57.2	51.3	59.2	54.0	50.4	60.7	67.9	60.4	70.9
- Public Utilities Commission	53.3	64.0	35.8	27.5	69.0	60.0	0.0	59.0	65.0	-
- Workers Compensation	89.9	41.5	67.6	51.3	50.6	57.0	56.8	59.5	57.4	65.2
- Other Administrative Proceedings	52.0	67.9	57.3	54.7	57.3	69.7	61.7	74.8	52.9	54.6
- All Other Civil	60.0	62.0	62.5	54.3	65.4	56.5	63.5	70.3	63.9	69.4
- Discretionary Appeal	38.0	47.8	25.0	48.4	104.0	0.0	26.0	0.0	101.0	-
TOTAL	60.3	60.3	57.6	55.8	59.7	55.4	61.9	69.1	62.0	68.9
NO. OF DAYS FROM ORAL ARGUMENT TO DISPOSITION										
- Criminal	66.7	65.8	76.1	74.8	47.3	46.0	47.4	42.0	28.8	36.8
- Public Utilities Commission	99.0	99.0	78.0	119.0	143.0	67.0	0.0	93.5	38.0	-
- Workers Compensation	97.2	77.0	106.6	186.7	62.2	131.5	95.6	54.8	51.8	70.7
- Other Administrative Proceedings	74.2	93.3	75.2	97.6	84.8	61.0	64.9	53.0	44.6	41.0
- All Other Civil	70.6	75.7	104.2	86.7	60.6	66.5	65.8	51.5	40.4	47.6
- Discretionary Appeal	58.8	60.5	54.0	137.2	104.0	0.0	29.0	0.0	115.0	-
TOTAL	73.0	74.1	90.2	87.9	57.5	59.0	58.6	48.0	37.0	44.3
NO. OF DAYS FROM NOTICE OF APPEAL TO DISPOSITION										
- Criminal	277.6	311.3	315.1	315.8	276.8	284.3	288.4	308.2	284.9	314.9
- Public Utilities Commission	285.7	284.0	184.3	276.0	301.0	266.0	0.0	249.5	213.0	-
- Workers Compensation	329.1	249.8	255.2	324.3	205.9	260.5	235.9	209.8	187.6	247.1
- Other Administrative Proceedings	258.4	279.9	249.7	268.6	253.9	226.0	236.4	225.0	212.2	205.0
- All Other Civil	280.8	269.3	295.3	283.1	243.1	271.3	259.6	273.2	239.3	252.1
- Discretionary Appeal	261.8	282.4	300.0	302.0	214.0	0.0	137.0	0.0	637.0	-
TOTAL	282.6	286.2	293.9	294.8	257.4	272.1	268.5	281.9	253.7	272.0

LAW COURT - ACTUAL TIME TO DISPOSITION
CASES FOR WHICH OPINIONS WERE WRITTEN - CY'91

TABLE LC-4

	0-25 DAYS	26-50 DAYS	51-75 DAYS	76-100 DAYS	100-UP DAYS	TOTAL CASES	AVERAGE NO. OF DAYS
NOTICE OF APPEAL TO COMPLETION OF RECORD							
- Criminal	33	37	17	11	45	143	97.2
- Public Utilities Commission	-	-	-	-	-	-	-
- Workers Compensation	0	0	4	5	6	15	107.3
- Other Administrative Proceedings	14	6	1	2	0	23	30.6
- All Other Civil	83	60	23	11	31	208	57.8
- Discretionary Appeal	-	-	-	-	-	-	-
TOTAL	130	103	45	29	82	389	72.6
COMPLETION OF RECORD TO COMPLETION OF BRIEFING							
- Criminal	1	10	45	36	51	143	111.2
- Public Utilities Commission	-	-	-	-	-	-	-
- Workers Compensation	14	1	0	0	0	15	11.0
- Other Administrative Proceedings	2	0	10	8	3	23	78.8
- All Other Civil	5	9	109	59	26	208	77.6
- Discretionary Appeal	-	-	-	-	-	-	-
TOTAL	22	20	164	103	80	389	87.4
COMPLETION OF BRIEFING TO ORAL ARGUMENT							
- Criminal	1	38	43	48	14	144	70.9
- Public Utilities Commission	-	-	-	-	-	-	-
- Workers Compensation	0	7	7	3	1	18	65.2
- Other Administrative Proceedings	1	11	7	2	2	23	54.6
- All Other Civil	3	48	83	56	20	210	69.4
- Discretionary Appeal	-	-	-	-	-	-	-
TOTAL	5	104	140	109	37	395	68.9
ORAL ARGUMENT TO DISPOSITION							
- Criminal	69	46	14	6	9	144	36.8
- Public Utilities Commission	-	-	-	-	-	-	-
- Workers Compensation	1	2	8	4	3	18	70.7
- Other Administrative Proceedings	8	10	2	1	2	23	41.0
- All Other Civil	72	69	31	24	14	210	47.6
- Discretionary Appeal	-	-	-	-	-	-	-
TOTAL	150	127	55	35	28	395	44.3
NOTICE OF APPEAL TO DISPOSITION							
- Criminal	0	0	0	1	143	144	314.9
- Public Utilities Commission	-	-	-	-	-	-	-
- Workers Compensation	0	0	0	0	18	18	247.1
- Other Administrative Proceedings	0	0	1	0	22	23	205.0
- All Other Civil	1	0	0	0	209	210	252.1
- Discretionary Appeal	-	-	-	-	-	-	-
TOTAL	1	0	1	1	392	395	272.0

APPENDIX II

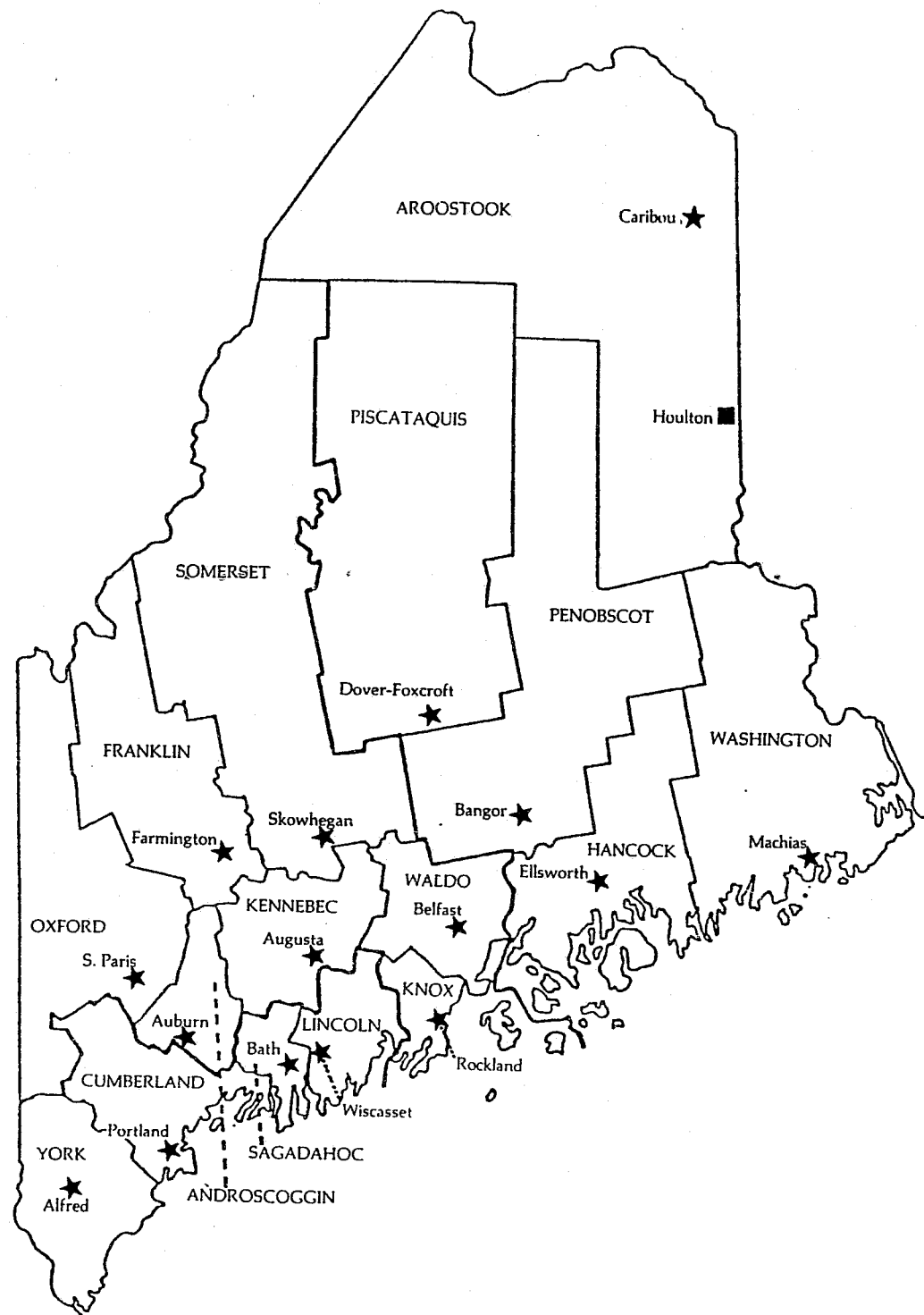
SUPERIOR COURT

CASELOAD STATISTICS



State of Maine
Superior Court
Locations

- ★ principal court location
■ auxiliary court location



SUPERIOR COURT

NARRATIVE SUMMARY OF CASELOAD STATISTICS

The data tables contained in this section are organized into four segments, detailing the composition and flow of Superior Court caseload. These data are derived from the Superior Court Statistical Reporting System established in 1977. Statistical sheets for each case are prepared manually by Superior Court clerks; these sheets are subsequently entered for computerized editing and updating on a monthly basis. Numerous reporting programs provide caseload information for management purposes throughout the year and serve as the source of the data presented in this Annual Report. Definitions of types of cases and dispositions for civil and criminal cases appear at the end of their respective sections.

In order to determine trends over a period of time, many tables in this FY'92 report include information for five or ten previous years. As a result of periodic auditing, some of these figures may not match those which appeared in previous Annual Report publications, although the variations in most instances are minimal.

It should also be noted that all figures reflecting filings also include refilings. Refilings are cases which were previously disposed, but have returned to the Superior Court for substantial further action. The specific circumstances under which a civil or criminal action is considered a refiling appear at the end of their respective sections. Refilings constitute from six to seven percent of the total caseload, most all probation revocation cases.

Cases in Which Venue is Changed

Venue changes affect caseload in several ways: 1) the court receiving a case via venue change is handling a case not originating within its jurisdiction, thereby inflating that county's litigation rate; 2) the court disposing of a case via venue change disposes of it sooner than if the case had remained with that court for its ultimate disposition; 3) statewide, cases are being counted twice; once by the court in which the case was originally filed, and a second time when the case is filed in the court to which venue has been changed.

Counting Criminal Cases

Criminal caseload in the Superior Court may be counted by either docket number or defendant number. When counted by docket number, the actual number of cases assigned a docket number is reflected. Often, a single defendant may be listed on a multiple number of dockets. Occasionally, multiple-defendant cases are reported, due to differing District Attorney practices, resulting in docket numbers which contain more than one defendant. Hence, the number of individual defendants cannot be determined. In this report, the core analysis of filings, dispositions and pending caseloads are counted by docket number, as are the types of cases, such as appeals, transfers, indictments, etc. However, classes of charges are counted by defendant, as are types of dispositions and trials. The latter two items are counted by defendant because of the likelihood for the multiple defendants included in a single docket number to be tried and/or disposed in different manners.

Statistical Analysis

During FY'92, the Superior Court experienced a 3.2% decrease in caseload, with a total of 19,152 cases being filed. Of the total number of cases filed, 6,075 (32%) were civil cases, a decrease of 5.6% from FY'91. The average civil case required 390 days to reach disposition, a decrease of 30 days from FY'91. Of the 6,181 civil dispositions during FY'92, 40.2% were dismissed upon agreement of the parties. The 123 civil jury trials accounted for 1.9% of all dispositions. Filings of contract and personal injury cases (2,281) accounted for 37.5% of the civil caseload. While other civil case filings have remained flat or declined, real property actions, (1378 cases) have significantly increased over the past three years (175% from FY'89 to FY'92).

The 12,781 criminal filings in FY'92 represent a decrease in criminal caseload of 2.7% from FY'91 levels. Of the 13,185 criminal dispositions during this period 53.5% resulted in convictions through guilty pleas, and 23.7% were dismissed by District Attorneys. The 501 criminal jury trials yielded 294 convictions, 166 acquittals, and 41 other dispositions (such as plea during trial, mistrial, etc.)

SUPERIOR COURT -- TOTAL CASELOAD SUMMARY*

TABLE SC-1

<u>COUNTY</u>	<u>FILINGS</u>										<u>DISPOSITIONS</u>									
	<u>1983</u>	<u>1984</u>	<u>1985</u>	<u>1986</u>	<u>1987</u>	<u>1988</u>	<u>FY'89</u>	<u>FY'90</u>	<u>FY'91</u>	<u>FY'92</u>	<u>1983</u>	<u>1984</u>	<u>1985</u>	<u>1986</u>	<u>1987</u>	<u>1988</u>	<u>FY'89</u>	<u>FY'90</u>	<u>FY'91</u>	<u>FY'92</u>
Androscoggin	1,355	1,364	1,465	1,416	1,420	1,372	1,405	1,606	1,456	1,414	1,354	1,443	1,462	1,476	1,369	1,320	1,377	1559	1,351	1556
Aroostook	1,093	827	905	779	787	754	822	973	1,014	982	1,151	996	896	822	625	822	788	894	1,016	1122
Cumberland	3,565	3,307	3,824	3,893	4,048	3,896	4,162	4,614	4,663	4,388	3,805	3,744	3,668	3,816	3,885	3,479	4,053	4623	4,375	4307
Franklin	573	558	650	626	702	674	768	733	564	457	625	506	691	691	659	575	696	824	591	473
Hancock	495	495	489	464	585	651	597	669	682	610	588	454	509	543	459	593	540	621	706	547
Kennebec	1,609	1,480	1,659	1,462	1,215	1,332	1,357	1,559	1,536	1,549	1,731	1,603	1,602	1,582	1,119	1,251	1,304	1255	1,334	1491
Knox	654	781	863	751	684	887	923	910	1,015	773	597	747	803	794	739	722	888	908	924	817
Lincoln	549	461	518	813	701	595	593	670	556	506	430	493	527	797	686	587	586	656	493	700
Oxford	574	496	745	670	593	617	568	627	710	794	553	540	704	762	623	556	551	568	827	774
Penobscot	1,597	1,473	1,676	1,614	1,682	1,804	1,843	2,010	1,920	1,859	1,561	1,632	1,521	1,824	1,702	1,802	1,834	1869	2,036	1834
Piscataquis	211	172	194	181	193	232	230	213	177	180	165	155	233	182	158	226	200	200	203	173
Sagadahoc	490	475	570	575	482	615	533	706	728	620	358	548	526	699	472	568	594	599	707	648
Somerset	1,145	1,111	1,168	1,157	1,194	1,225	1,353	1,384	980	916	1,231	1,053	1,080	1,067	1,286	1,124	1,233	1308	1,174	834
Waldo	404	398	389	465	364	394	445	431	441	496	374	443	326	482	410	339	404	458	443	485
Washington	515	476	460	429	530	566	565	611	645	549	504	460	502	370	543	577	583	607	680	538
York	1,874	1,648	2,163	2,471	2,463	2,548	2,579	2,922	2,706	3,059	1,974	1,951	1,744	2,071	2,541	2,345	2,474	3018	2,583	3046
STATE TOTAL	16,703	15,522	17,738	17,766	17,643	18,162	18,743	20,638	19,793	19,152	17,001	16,768	16,794	17,978	17,276	16,886	18,105	19,967	19,443	19,345

* All cases counted by docket number. Includes cases filed and refiled. Includes URESA cases.

**SUPERIOR COURT
CASELOAD STATISTICS**

CIVIL CASELOAD

SUPERIOR COURT -- CIVIL FILINGS SUMMARY^a

TABLE SC-2

<u>COURT LOCATION</u>	<u>1983</u>	<u>1984</u>	<u>1985</u>	<u>1986</u>	<u>1987</u>	<u>1988</u>	<u>FY'89</u>	<u>FY'90</u>	<u>FY'91</u>	<u>FY'92</u>	<u>1983- FY'92</u>	<u>FY'91- FY'92</u>
Androscoggin	599	545	544	507	547	520	530	525	589	552	-7.8	-6.3
Aroostook	379	307	322	293	265	264	302	316	302	315	-16.9	4.3
Cumberland	1418	1335	1361	1384	1379	1570	1668	1683	1801	1548	9.2	-14.0
Franklin	129	107	87	97	110	83	92	123	112	114	-11.6	1.8
Hancock	201	194	191	201	169	196	188	219	226	217	8.0	-4.0
Kennebec	608	590	625	573	475	496	545	639	635	632	3.9	-0.5
Knox	158	148	152	152	167	192	199	171	187	205	29.7	9.6
Lincoln	170	125	119	181	129	146	150	167	153	161	-5.3	5.2
Oxford	171	172	186	189	152	177	193	209	216	195	14.0	-9.7
Penobscot	606	594	608	505	503	497	518	590	567	589	-2.8	3.9
Piscataquis	49	30	37	25	31	55	64	49	53	49	0.0	-7.5
Sagadahoc	139	142	144	130	92	187	177	134	134	135	-2.9	0.7
Somerset	248	243	233	219	219	211	234	248	230	232	-6.5	0.9
Waldo	85	108	99	99	74	116	154	121	100	97	14.1	-3.0
Washington	121	133	114	100	137	159	173	144	122	111	-8.3	-9.0
York	754	669	698	694	767	827	858	977	1007	923	22.4	-8.3
STATE TOTAL	5835	5442	5520	5349	5216	5696	6045	6315	6434	6075	4.1	-5.6

*Includes cases filed and refiled. Does NOT include URESA cases.

1983-1988: Calendar Year (January 1 - December 31)

FY'89 - FY'92: Fiscal Year (July 1 - June 30)

Significant Changes of Venue: In 1983 there were 51 civil cases in which venue was changed to Lincoln from Cumberland; In 1986 there were 14 civil cases in which venue was changed to Lincoln from Sagadahoc; There were also 24 civil cases in which venue was changed to Lincoln from Cumberland.

SUPERIOR COURT -- CIVIL DISPOSITIONS SUMMARY*

TABLE SC-3

<u>COURT LOCATION</u>	<u>1983</u>	<u>1984</u>	<u>1985</u>	<u>1986</u>	<u>1987</u>	<u>1988</u>	<u>FY'89</u>	<u>FY'90</u>	<u>FY'91</u>	<u>FY'92</u>	<u>1983- FY'92</u>	<u>FY'91- FY'92</u>
Androscoggin	564	590	675	610	578	533	506	626	491	513	-9.0	4.5
Aroostook	376	392	340	293	243	319	244	373	322	317	-15.7	-1.6
Cumberland	1634	1523	1536	1486	1314	1461	1555	1473	1750	1678	2.7	-4.1
Franklin	158	106	127	103	108	105	111	117	107	106	-32.9	-0.9
Hancock	231	212	193	219	192	185	182	199	202	211	-8.7	4.5
Kennebec	677	651	686	711	483	487	517	569	538	623	-8.0	15.8
Knox	176	162	166	167	174	168	172	197	190	179	1.7	-5.8
Lincoln	167	130	123	183	128	140	116	163	150	197	18.0	31.3
Oxford	180	157	214	203	203	159	180	189	232	206	14.4	-11.2
Penobscot	619	618	548	594	602	541	568	589	563	553	-10.7	-1.8
Piscataquis	28	41	41	43	27	43	44	58	51	50	78.6	-2.0
Sagadahoc	130	109	139	204	107	162	184	114	171	140	7.7	-18.1
Somerset	288	232	257	298	228	198	214	237	252	191	-33.7	-24.2
Waldo	112	83	95	127	108	94	111	140	88	112	0.0	27.3
Washington	116	125	161	116	139	173	167	139	122	148	27.6	21.3
York	777	749	672	697	721	801	818	927	898	957	23.2	6.6
STATE TOTAL	6233	5880	5973	6054	5355	5569	5689	6107	6127	6181	-0.8	0.9

*Includes the disposition of cases filed and refiled.

Does not include URESA cases.

1983-1988: Calendar Year (January 1 - December 31)

FY'89 - FY'92: Fiscal Year (July 1 - June 30)

SUPERIOR COURT -- CIVIL PENDING CASELOAD SUMMARY*

TABLE SC-4

<u>COURT LOCATION</u>	<u>1983</u>	<u>1984</u>	<u>1985</u>	<u>1986</u>	<u>1987</u>	<u>1988</u>	<u>FY'89</u>	<u>FY'90</u>	<u>FY'91</u>	<u>FY'92</u>	<u>1983- FY'92</u>	<u>FY'91- FY'92</u>
Androscoggin	1011	966	835	732	701	688	727	627	698	737	-27.1	5.6
Aroostook	548	463	445	445	467	412	458	400	372	370	-32.5	-0.5
Cumberland	2265	2077	1902	1800	1865	1974	1967	2174	2134	2004	-11.5	-6.1
Franklin	168	169	129	123	125	103	95	101	99	107	-36.3	8.1
Hancock	336	318	316	298	275	286	287	308	323	329	-2.1	1.9
Kennebec	828	767	706	568	560	569	578	647	704	713	-13.9	1.3
Knox	203	189	175	160	153	177	186	160	144	170	-16.3	18.1
Lincoln	195	190	186	184	185	191	208	212	196	160	-17.9	-18.4
Oxford	258	273	245	231	180	198	208	231	213	202	-21.7	-5.2
Penobscot	914	890	950	861	762	718	667	672	656	692	-24.3	5.5
Piscataquis	71	60	56	38	42	54	70	61	62	61	-14.1	-1.6
Sagadahoc	199	232	237	163	148	173	173	192	140	135	-32.2	-3.6
Somerset	305	316	292	213	204	217	224	235	183	224	-26.6	22.4
Waldo	117	142	146	118	84	106	127	108	113	98	-16.2	-13.3
Washington	216	224	177	161	159	145	158	163	163	126	-41.7	-22.7
York	1151	1071	1097	1094	1140	1166	1121	1177	1263	1229	6.8	-2.7
STATE TOTAL	8785	8347	7894	7189	7050	7177	7254	7468	7463	7357	-16.3	-1.4

*Includes cases filed and refiled.

Does not include URESA cases.

1983-1988: Calendar Year (January 1 - December 31): cases pending as of December 31st.

FY'89 - FY'92: Fiscal Year (July 1 - June 30): cases pending as of June 30th.

SUPERIOR COURT - CIVIL FILINGS AND DISPOSITIONS BY TYPE OF CASE

TABLE SC-5

STATE TOTAL	FILINGS										DISPOSITIONS									
	1983	1984	1985	1986	1987	1988	FY'89	FY'90	FY'91	FY'92	1983	1984	1985	1986	1987	1988	FY'89	FY'90	FY'91	FY'92
Damages	1050	899	789	858	467	466	497	533	407	455	969	911	1013	1029	791	708	610	562	487	443
Personal Injury	1204	1192	1286	1209	1332	1310	1465	1353	1285	1188	1067	1086	1320	1350	1206	1469	1452	1406	1307	1216
Contract	1218	1109	1174	1002	1086	1402	1500	1542	1536	1093	1384	1330	1195	1198	1081	1175	1291	1430	1443	1418
Divorce	406	361	344	372	390	454	439	377	408	283	427	393	339	388	333	412	392	391	397	360
Rule 80B/80C Appeal	8	9	14	57	363	339	351	364	297	303	-	-	-	1	181	331	326	367	334	270
Appeal/Lower Court	302	262	221	234	225	243	235	302	290	301	282	276	253	252	207	236	218	263	310	274
Real Property Action	8	12	21	32	366	483	501	753	1166	1378	-	-	-	-	154	318	348	572	818	1221
Equitable Action	12	20	41	70	342	335	349	344	307	350	-	-	3	1	135	301	325	361	308	313
Other	1627	1578	1630	1515	645	664	708	747	738	724	2104	1884	1850	1835	1267	619	727	755	723	666
TOTAL	5835	5442	5520	5349	5216	5696	6045	6315	6434	6075	6233	5880	5973	6054	5355	5569	5689	6107	6127	6181

PERCENTAGE OF CIVIL FILINGS BY TYPE OF CASE*

	1983	1984	1985	1986	1987	1988	FY'89	FY'90	FY'91	FY'92
Damages	18.0	16.5	14.3	16.0	9.0	8.2	8.2	8.4	6.3	7.5
Personal Injury	20.6	21.9	23.3	22.6	25.5	23.0	24.2	21.4	20.0	19.6
Contract	20.9	20.4	21.3	18.7	20.8	24.6	24.8	24.4	23.9	18.0
Divorce	7.0	6.6	6.2	7.0	7.5	8.0	7.3	6.0	6.3	4.7
Rule 80B/80C Appeal	-	-	-	-	7.0	6.0	5.8	5.8	4.6	5.0
Appeal/Lower Court	5.2	4.8	4.0	4.4	4.3	4.3	3.9	4.8	4.5	5.0
Real Property Action	-	-	-	-	7.0	8.5	8.3	11.9	18.1	22.7
Equitable Action	-	-	-	-	6.6	5.9	5.8	5.4	4.8	5.8
Other	27.9	29.0	29.5	28.3	12.4	11.7	11.7	11.8	11.5	11.9
TOTAL	100.0	100.0	100.0	100.0	100.0	100.0	100.0	100.0	100.0	100.0

Includes cases filed and refiled.

Does not include URESA cases.

Types of cases are defined at the end of this section.

Percentages may not total 100.0 due to rounding.

NOTE:

The decrease in damages and other types of cases is due to the change in the Superior Court statistical system. Beginning in 1987, case types were changed to extract the Rule 80B/80C appeals, real property actions and equitable actions from the "other" category, and some damages cases are now more appropriately being counted in the new categories. Numbers appearing in these new categories previous to 1987 are the result of audits and corrections made during 1987 and 1988. The figures from 1983-1986 should be disregarded when analyzing data for trends.

1983-1988: Calendar Year (January 1 - December 31)

FY'89 - FY'92: Fiscal Year (July 1 - June 30)

SUPERIOR COURT -- CIVIL DISPOSITIONS BY TYPE OF DISPOSITION*

TABLE SC-6

TYPE OF DISPOSITION	1987 NO. DISP.	1987 %OF TOTAL	1988 NO. DISP.	1988 %OF TOTAL	FY '89 NO. DISP.	FY '89 %OF TOTAL	FY '90 NO. DISP.	FY '90 %OF TOTAL	FY '91 NO. DISP.	FY '91 %OF TOTAL	FY '92 NO. DISP.	FY '92 %OF TOTAL
STATE TOTAL												
Default Judgment	131	2.4	110	2.0	129	2.3	208	3.4	283	4.6	240	3.9
Rule 41 (A)	2544	47.5	2702	48.5	2729	48.0	2660	43.6	2478	40.4	2484	40.2
Rule 41 (B)	186	3.5	167	3.0	141	2.5	319	5.2	286	4.7	150	2.4
Dismissal	538	10.0	541	9.7	569	10.0	559	9.2	463	7.6	451	7.3
Summary Judgment	190	3.5	172	3.1	165	2.9	294	4.8	455	7.4	744	12.0
Final Order	476	8.9	456	8.2	575	10.1	708	11.6	716	11.7	610	9.9
Divorce Decree	257	4.8	328	5.9	313	5.5	295	4.8	302	4.9	290	4.7
Appeal Sustained	74	1.4	60	1.1	67	1.2	70	1.1	57	0.9	60	1.0
Appeal Denied	196	3.7	161	2.9	164	2.9	217	3.6	216	3.5	197	3.2
Court Judgment	132	2.5	122	2.2	124	2.2	106	1.7	103	1.7	196	3.2
Jury Verdict	201	3.8	221	4.0	202	3.6	187	3.1	183	3.0	113	1.8
Directed Verdict	14	0.3	10	0.2	6	0.1	11	0.2	7	0.1	1	0.0
Multiple Judgments	18	0.3	21	0.4	11	0.2	5	0.1	10	0.2	4	0.1
Change of Venue	33	0.6	102	1.8	77	1.4	31	0.5	24	0.4	37	0.6
Other	365	6.8	396	7.1	417	7.3	437	7.2	544	8.9	604	9.8
TOTAL	5355	100.0	5569	100.0	5689	100.0	6107	100.0	6127	100.0	6181	100.0

*-Does not include URESA cases.

-includes the disposition of cases filed and refiled.

-Percentages may not total 100.0 due to rounding.

-Types of dispositions are defined at the end of this section.

-1987-1988: Calendar Year (January 1 - December 31)

-FY '89 - FY'92: Fiscal Year (July 1 - June 30)

SUPERIOR COURT -- CIVIL JURY TRIALS (a)

TABLE SC-7

	1983	1983 (b)	1984	1984	1985	1985	1986	1986	1987	1987	1988	1988	FY'89	FY'89	FY'90	FY'90	FY'91	FY'91	FY'92	FY'92 (c)
	No. of Trials	No. of Days	No. of Trials	No. of Days	No. of Trials	No. of Days	No. of Trials	No. of Days	No. of Trials	No. of Days	No. of Trials	No. of Days	No. of Trials	No. of Days	No. of Trials	No. of Days	No. of Trials	No. of Days	No. of Trials	No. of Days
Androscoggin	17	32.0	13	40.0	29	76.0	19	58.0	30	67.0	32	66.5	23	64.0	17	28.5	28	51.0	11	23.0
Aroostook	25	53.0	21	35.5	16	27.5	9	29.0	15	37.0	15	24.0	8	13.5	20	26.0	11	19.0	5	16.0
Cumberland	50	54.0	41	124.5	42	103.5	55	134.5	57	168.5	52	130.5	45	118.5	48	109.5	45	119.0	22	114.0
Franklin	4	14.0	4	9.0	8	18.5	5	13.0	10	13.5	5	9.0	3	8.5	8	16.5	4	17.5	2	3.0
Hancock	7	12.0	11	19.0	9	18.5	12	25.0	8	18.0	8	31.0	6	20.0	12	26.0	12	34.0	3	13.5
Kennebec	13	49.0	21	54.0	20	49.0	33	85.5	15	44.0	25	55.5	26	50.0	22	44.5	13	51.0	13	37.5
Knox	8	27.0	13	30.0	6	13.0	7	17.0	9	29.0	8	21.5	8	28.0	11	31.5	4	10.0	6	16.5
Lincoln	8	34.0	6	22.0	5	21.5	17	40.5	12	63.0	9	29.0	5	14.5	2	5.5	7	17.0	4	7.5
Oxford	8	15.5	6	9.5	8	21.5	8	18.0	13	25.5	9	24.5	9	23.0	2	13.5	13	23.0	3	12.0
Penobscot	19	33.0	13	25.5	22	45.5	15	52.0	16	39.5	21	53.0	35	93.5	22	54.0	21	55.0	17	34.5
Piscataquis	0	0.0	0	0.0	3	9.0	2	6.0	1	2.5	1	2.5	1	2.5	4	10.0	1	3.0	0	0.0
Sagadahoc (d)	7	21.5	5	8.5	8	19.0	0	0.0	0	0.0	10	28.0	6	16.0	3	14.0	8	13.5	1	2.0
Somerset	14	34.5	6	13.0	9	23.5	2	3.0	9	13.5	10	22.5	14	32.5	12	32.5	8	19.0	5	8.0
Waldo	8	18.0	4	8.0	2	7.0	13	22.0	6	12.0	5	19.0	3	14.0	6	15.5	2	4.0	5	8.5
Washington	2	2.0	3	2.5	6	11.5	5	13.0	9	12.5	11	21.5	9	19.0	5	7.5	4	6.5	8	12.5
York	15	34.5	27	64.0	27	57.0	18	59.5	31	57.0	35	64.5	30	57.5	25	67.5	21	55.0	18	75.5
STATE TOTAL	205	534.0	194	465.0	220	521.5	220	576.0	241	602.5	256	602.5	231	575.0	219	502.5	202	497.5	123	384.0

(a) Includes cases filed and refilled.

(b) Prior to 1984, there were some discrepancies in calculating the number of jury trial days which may have affected the accuracy of these figures. The problem occurred when cases scheduled for trial underwent multiple voir dire (the justice conducted voir dire for several cases on one day, instead of limiting it to the one case facing imminent trial). Since the clerks were instructed to calculate the nearest .5 day, each of four cases, for which voir dire, was conducted on one day, for example, would have .5 days added to their total trial time, resulting in a total of 2 trial days being reported for only 1 day of trial activity.

(c) The decrease in the number of civil jury trials in FY'92 may be a result of the February 1991 implementation of a \$300.00 fee to request a civil jury trial.

(d) Due to construction, Sagadahoc held no jury trials from June 1986 through September 1987; most cases were transferred to Lincoln for trial. Androscoggin held no jury trials from May through August 1987.

1983-1988: Calendar Year (January 1 - December 31)

FY'89 - FY'92: Fiscal Year (July 1 - June 30)

SUPERIOR COURT -- CIVIL NON-JURY TRIALS*

TABLE SC-8

	1983	1983	1984	1984	1985	1985	1986	1986	1987	1987	1988	1988	FY'89	FY'89	FY'90	FY'90	FY'91	FY'91	FY'92	FY'92
	No. of	No. of	No. of	No. of	No. of	No. of	No. of	No. of	No. of	No. of	No. of	No. of	No. of	No. of	No. of	No. of	No. of	No. of	No. of	No. of
	Trials	Days	Trials	Days	Trials	Days	Trials	Days	Trials	Days	Trials	Days	Trials	Days	Trials	Days	Trials	Days	Trials	Days
Androscoggin	8	6.0	12	20.5	18	19.0	7	4.5	16	15.5	17	19.0	18	15.5	11	15.0	11	11.5	21	20.0
Aroostook	15	10.5	20	13.0	19	12.5	19	13.0	18	12.0	18	13.0	16	12.0	12	9.0	20	18.5	26	33.0
Cumberland	38	50.0	21	25.0	45	54.0	38	46.0	39	48.5	16	24.5	14	14.0	21	39.0	26	49.5	34	47.0
Franklin	4	2.5	5	3.0	7	9.5	6	8.5	10	15.0	6	8.0	4	2.5	4	3.5	4	2.5	5	4.0
Hancock	12	10.0	16	19.0	5	11.0	13	15.5	7	9.0	6	14.0	5	5.0	3	4.5	14	22.5	12	15.5
Kennebec	28	26.5	5	6.0	17	30.5	29	22.5	19	27.5	12	10.0	11	11.0	14	17.0	2	1.0	21	31.0
Knox	12	16.0	6	5.5	10	17.5	14	18.5	10	9.5	6	10.0	9	12.0	2	1.0	5	11.0	2	5.5
Lincoln	6	4.0	4	3.0	6	6.0	5	8.5	7	8.0	10	17.5	4	8.5	1	1.0	5	4.5	7	8.5
Oxford	5	6.0	2	1.0	6	5.0	3	2.0	7	7.0	7	5.0	6	6.0	5	4.5	3	3.5	4	6.0
Penobscot	31	24.5	24	19.5	13	11.5	23	17.0	24	27.5	24	24.0	18	14.5	16	17.0	18	18.0	30	47.0
Piscataquis	2	1.0	1	1.0	0	0.0	1	.5	3	2.0	1	2.5	0	0.0	1	1.0	3	3.0	1	1.0
Sagadahoc	8	7.5	7	4.0	3	2.0	10	13.5	15	15.5	8	5.5	7	5.0	4	3.0	4	5.5	5	2.5
Somerset	9	9.5	10	10.5	5	5.5	7	6.5	5	4.5	10	6.5	10	8.0	9	5.5	8	7.5	13	11.5
Waldo	4	3.0	8	8.5	4	7.5	4	3.0	8	5.0	5	5.5	4	4.5	4	3.5	4	5.5	7	6.5
Washington	7	7.5	6	3.0	4	4.0	4	4.0	11	9.0	13	8.0	13	9.0	7	5.5	7	6.0	20	16.5
York	12	8.5	32	30.5	11	10.0	28	31.0	16	15.5	30	40.0	28	28.0	29	25.0	24	26.5	44	41.5
STATE TOTAL	201	193.0	179	173.0	173	205.5	211	214.5	215	231.0	189	213.0	167	155.5	143	155.0	158	196.5	252	297.0

*Includes cases filed and refiled.

In the years prior to 1984, the statistical definition of non-jury trials may have been interpreted differently throughout the state. It is not known whether this discrepancy has significantly skewed the number of trials reported.

1983-1988: Calendar Year (January 1 - December 31)

FY'89 - 92: Fiscal Year (July 1 - June 30)

SUPERIOR COURT -- AGE OF CIVIL PENDING CASELOAD - FY'92*

TABLE SC-9

AGE OF CASES FROM FILING OR REFILING TO 6/30/92

COUNTY	0-90 Days	91-180 Days	181-270 Days	271 Days to 1 Yr.	1 Yr.- 2 Yrs.	2 Yrs.- 3 Yrs.	3 Yrs.- 5 Yrs.	5 Yrs.- & Up	Total No. of Cases	Average No.of Days
Androscoggin	124	95	103	69	207	58	60	21	737	487
Aroostook	65	64	43	37	90	40	23	6	368	434
Cumberland	334	247	220	184	555	298	122	35	1995	479
Franklin	20	22	17	17	24	4	2	0	106	297
Hancock	39	41	35	35	84	49	32	14	329	574
Kennebec	148	95	86	59	196	84	34	10	712	430
Knox	44	29	19	19	38	16	3	2	170	352
Lincoln	32	24	22	15	31	23	7	6	160	471
Oxford	39	32	27	17	52	21	10	4	202	429
Penobscot	131	90	79	91	173	77	30	19	690	469
Piscataquis	12	7	5	6	18	4	7	2	61	517
Sagadahoc	37	19	20	9	17	8	6	19	135	613
Somerset	47	29	29	28	54	16	13	6	222	440
Waldo	20	16	11	9	24	11	5	2	98	435
Washington	21	15	19	15	30	14	9	3	126	495
York	225	150	146	103	332	181	62	28	1227	437
STATE TOTAL	1338	975	881	713	1925	904	425	177	7338	469

As of June 30, 1992

SUPERIOR COURT -- ACTUAL TIME TO CIVIL DISPOSITION - FY'92*
NUMBER OF CASES FROM FILING OR REFILING TO DISPOSITION

TABLE SC-10

COUNTY	0-90 DAYS	91-180 DAYS	181-270 DAYS	271 DAYS TO 1 YR.	1 YR.- 2 YRS.	2 YRS.- 3 YRS.	3 YRS.- 5 YRS.	5 YRS. & UP	TOTAL NO. CASES	AVERAGE NO. DAYS
Androscoggin	86	71	67	79	156	38	15	1	513	372
Aroostook	64	49	36	35	82	36	13	2	317	395
Cumberland	303	330	180	143	417	212	77	16	1678	412
Franklin	15	23	17	12	30	7	2	0	106	323
Hancock	40	29	28	22	44	22	20	6	211	484
Kennebec	154	131	58	51	142	66	18	3	623	344
Knox	65	27	28	15	34	8	1	1	179	243
Lincoln	24	35	36	15	60	18	9	0	197	395
Oxford	42	44	21	19	52	18	8	2	206	269
Penobscot	100	89	67	59	143	56	28	11	553	430
Piscataquis	9	9	7	3	14	5	3	0	50	396
Sagadahoc	26	33	13	26	28	11	3	0	140	321
Somerset	71	32	18	23	40	5	1	1	191	238
Waldo	28	16	11	14	27	9	5	2	112	397
Washington	25	19	14	14	38	26	9	3	148	507
York	135	192	129	98	263	83	49	8	957	407
STATE TOTAL	1187	1129	730	628	1570	620	261	56	6,181	390

*Fiscal Year (July 1 - June 30)

Includes the disposition of cases filed and refilled.

See "Narrative Summary of Caseload Statistics" for explanation of this table.

MEDICAL MALPRACTICE CLAIMS

TABLE MM-1

On January 1, 1986, 24 M.R.S.A. §2851-2859 went into effect. The legislation established mandatory prelitigation screening and mediation panels for claims of professional negligence brought pursuant to §2903 to be administered by the Superior Court, and delineated guidelines for the formation of the panels and the procedures to be followed for the presentation of claims. Data relating to caseload pursuant to this law are presented below. All figures are presented by calendar year.

COURT	Notice of Claim Filed						Panel Hearings Held						Complaints Filed In S.C.*						Total Notices Disposed*					
	1987	1988	1989	1990	1991	Total	1987	1988	1989	1990	1991	Total	1987	1988	1989	1990	1991	Total	1987	1988	1989	1990	1991	Total
AND	8	5	9	2	8	32	0	1	3	3	1	8	2	4	2	2	1	11	4	4	7	4	3	22
ARO	9	10	5	15	7	46	0	3	1	1	0	5	1	3	2	5	6	17	4	5	7	8	2	26
CUM	19	35	41	27	47	169	3	4	3	14	6	30	3	16	11	14	3	47	12	18	14	36	21	101
FRA	0	0	2	1	1	4	0	0	0	1	0	1	0	0	0	0	0	0	0	0	0	2	1	3
HAN	4	5	4	4	3	20	0	0	1	1	5	7	0	2	5	2	0	9	0	6	1	3	6	16
KEN	13	10	9	5	7	44	0	8	2	2	2	14	0	8	4	6	2	20	3	12	2	4	7	28
KNO	2	3	3	6	1	15	0	3	1	1	1	6	1	2	3	3	1	10	0	2	2	5	2	11
LIN	0	0	2	1	0	3	0	0	1	1	1	3	0	0	1	0	0	1	0	0	2	1	0	3
OXF	5	7	2	2	4	20	1	2	1	3	0	7	1	4	1	0	0	6	0	6	1	2	2	11
PEN	19	16	9	4	11	59	0	9	2	4	1	16	1	12	1	1	1	16	6	13	15	6	3	43
PIS	0	2	0	0	1	3	0	0	0	0	0	0	0	1	0	0	0	1	0	0	2	0	0	2
SAG	1	2	2	1	2	8	0	0	0	0	3	3	1	0	1	1	1	4	1	2	1	1	1	6
SOM	2	6	1	3	1	13	0	0	2	0	2	4	1	2	1	1	2	7	0	3	3	0	1	7
WAL	1	3	1	1	0	6	0	1	0	0	1	2	0	1	0	1	1	3	0	4	0	0	1	5
WAS	2	0	4	2	1	9	0	0	0	2	1	3	0	0	1	1	0	2	0	1	0	3	1	5
YOR	13	15	7	6	15	56	0	0	5	6	2	13	1	2	8	5	2	18	4	7	9	10	5	35
TOTAL	98	119	101	80	109	507	4	31	22	39	26	122	12	57	41	42	20	172	34	83	66	85	56	324

*Notices may be disposed through panel finding, withdrawal, dismissal or when a complaint is filed in Superior Court. Not all complaints filed in Superior Court resulted in termination of the Notice of Claim process.

SUPERIOR COURT -- URESA FILINGS SUMMARY*

TABLE SC-11

<u>COURT LOCATION</u>	<u>1983</u>	<u>1984</u>	<u>1985</u>	<u>1986</u>	<u>1987</u>	<u>1988</u>	<u>FY'89</u>	<u>FY'90</u>	<u>FY'91</u>	<u>FY'92</u>	<u>1983- FY'92</u>	<u>FY'91- FY'92</u>
Androscoggin	89	118	134	127	53	99	67	38	24	18	-79.8	-25.0
Aroostook	129	113	157	120	86	92	72	48	27	22	-82.9	-18.5
Cumberland	273	222	237	208	148	174	127	95	34	41	-85.0	20.6
Franklin	30	29	37	45	18	27	22	18	1	9	-70.0	800.0
Hancock	63	59	62	42	28	42	27	25	4	25	-60.3	525.0
Kennebec	160	113	147	104	48	84	75	63	16	26	-83.8	62.5
Knox	58	46	63	22	18	31	25	21	13	5	-91.4	-61.5
Lincoln	26	25	44	19	15	21	18	14	5	9	-65.4	80.0
Oxford	62	57	92	55	41	50	36	20	7	14	-77.4	100.0
Penobscot	203	167	213	159	92	135	104	63	23	29	-85.7	26.1
Piscataquis	29	32	30	12	14	22	20	6	2	6	-79.3	200.0
Sagadahoc	56	36	39	38	23	38	24	12	8	10	-82.1	25.0
Somerset	82	64	106	57	37	72	51	28	10	12	-85.4	20.0
Waldo	51	45	43	45	25	40	29	24	6	14	-72.5	133.3
Washington	74	62	73	60	41	47	31	23	5	14	-81.1	180.0
York	180	162	215	190	114	168	114	98	43	42	-76.7	-2.3
STATE TOTAL	1565	1350	1692	1303	801	1142	842	596	228	296	-81.1	29.8

*URESAs: Uniform Reciprocal Enforcement of Support Act.

In mid-1985, the Superior Court transferred the handling of all routine URESA cases to the Department of Human Services. The decrease in caseload by 1987 is largely due to this transfer.

A Department of Human Services representative explained that the large filings increase in 1988 was due to: an increase in their caseload; the hiring of additional staff to enforce collections; and the fact that administrative remedies have been exhausted in many old cases and the Department of Human Services turned to the Superior Court for court orders.

1983-1988: Calendar Year (January 1 - December 31)

FY'89 - FY'92: Fiscal Year (July 1 - June 30)

SUPERIOR COURT -- URESA DISPOSITIONS SUMMARY*

TABLE SC-12

<u>COURT LOCATION</u>	<u>1983</u>	<u>1984</u>	<u>1985</u>	<u>1986</u>	<u>1987</u>	<u>1988</u>	<u>FY'89</u>	<u>FY'90</u>	<u>FY'91</u>	<u>FY'92</u>	<u>1983- FY'92</u>	<u>FY'91- FY'92</u>
Androscoggin	96	174	58	98	55	73	131	80	19	24	-75.0	26.3
Aroostook	120	114	149	148	72	101	75	51	13	24	-80.0	84.6
Cumberland	196	409	213	70	115	101	115	316	60	38	-80.6	-36.7
Franklin	23	25	51	24	14	15	57	13	6	17	-26.1	183.3
Hancock	85	64	37	37	24	21	28	14	11	9	-89.4	-18.2
Kennebec	108	113	119	93	57	58	43	44	20	15	-86.1	-25.0
Knox	37	72	44	48	30	29	17	31	30	11	-70.3	-63.3
Lincoln	26	23	27	26	35	6	21	11	18	18	-30.8	0.0
Oxford	47	57	85	39	35	35	19	117	29	25	-46.8	-13.8
Penobscot	183	174	255	288	75	83	112	60	66	21	-88.5	-68.2
Piscataquis	24	20	17	7	5	6	5	7	2	4	-83.3	100.0
Sagadahoc	35	73	38	59	12	18	22	17	24	9	-74.3	-62.5
Somerset	81	77	60	36	29	15	7	17	4	14	-82.7	250.0
Waldo	47	51	37	21	34	49	37	41	7	31	-34.0	342.9
Washington	79	70	58	42	56	20	40	37	48	19	-75.9	-60.4
York	149	243	112	99	82	162	149	204	116	37	-75.2	-68.1
STATE TOTAL	1336	1759	1360	1135	730	792	878	1060	473	316	-76.3	-33.2

*URESAs: Uniform Reciprocal Enforcement of Support Act.

In mid-1985, the Superior Court transferred the handling of all routine URESA cases to the Department of Human Services. The decrease in caseload by 1987 is largely due to this transfer.

1983-1988: Calendar Year (January 1 - December 31)

FY'89 - FY'92: Fiscal Year (July 1 - June 30)

SUPERIOR COURT -- URESA PENDING CASELOAD SUMMARY*

TABLE SC-13

COURT LOCATION	1983	1984	1985	1986	1987	1988	FY'89	FY'90	FY FY'91	FY'92	% CHG. '83-'92	% CHG. '91-'92
Androscoggin	144	88	164	193	191	217	133	91	90	84	-41.7	-6.7
Aroostook	32	31	39	11	25	16	16	13	27	25	-21.9	-7.4
Cumberland	459	272	296	434	467	540	516	295	258	261	-43.1	1.2
Franklin	48	52	38	59	63	75	35	40	35	27	-43.8	-22.9
Hancock	70	65	90	95	99	120	115	125	106	122	74.3	15.1
Kennebec	243	243	271	282	273	299	315	334	323	334	37.4	3.4
Knox	85	59	78	52	40	42	49	39	17	11	-87.1	-35.3
Lincoln	36	38	55	48	28	43	35	38	20	11	-69.4	-45.0
Oxford	101	101	108	124	130	145	156	59	41	30	-70.3	-26.8
Penobscot	383	376	334	205	222	274	246	249	206	214	-44.1	3.9
Piscataquis	31	43	56	61	70	86	92	91	92	94	203.2	2.2
Sagadahoc	92	55	56	35	46	66	65	61	41	42	-54.3	2.4
Somerset	58	45	91	112	120	177	190	201	205	203	250.0	-1.0
Waldo	41	35	41	65	56	47	54	37	36	19	-53.7	-47.2
Washington	61	53	68	86	71	98	83	69	25	20	-67.2	-20.0
York	273	192	295	386	418	424	355	250	178	183	-33.0	2.8
STATE TOTAL	2157	1748	2080	2248	2319	2669	2455	1992	1700	1680	-22.1	-1.2

*URESAs: Uniform Reciprocal Enforcement of Support Act.

1983-1988: Calendar Year (January 1 - December 31); cases pending as of December 31st.

FY'89 - FY'92: Fiscal Year (July 1 - June 30); cases pending as of June 30th.

SUPERIOR COURT - CIVIL DEFINITIONS

REFILING:

These are matters which have been previously disposed and which have been brought before the Superior Court for further action. For statistical purposes, such matters are limited to the following circumstances:

1. When a case remanded to the District Court returns to the Superior Court for further action.
2. When a case appealed to the Law Court returns to the Superior Court for further action.
3. When a mistrial occurs and a second trial is required; when a motion for a new trial is granted; or when a case, for any other reason, requires a trial after its original disposition.
4. When a motion for relief from judgment is granted, or a case is reinstated on the docket after judgment has been entered (Rule 60(b)).

TYPE OF CASE:

1. Damages: An action in which claim for relief is based on physical damage to property or reputation. Includes automobile accidents not involving person injury. If a complaint involves damages as well as personal injury issues, it is recorded as a "personal injury" case.
2. Personal Injury: An action in which claim for relief is based on physical or mental injury. Examples include medical malpractice, products liability, automobile accidents involving personal injury, and other cases involving personal injury.
3. Contract: An action in which claim for relief arises out of alleged violation of an agreement. Includes cases referred to as agreements, promissory notes, liens, account annexed, etc.
4. URESAs: An action resulting from non-payment of support by an individual ordered to pay support by a court.
5. Divorce: An action brought in order to dissolve a marriage.
6. Rule 80B/80C Appeal: A complaint brought under Rule 80B (review of governmental actions) or Rule 80C (review of final agency actions) of the Maine Rules of Court.
7. Appeal from Lower Court: Any case appealed from the District Court (small claims, traffic infractions, etc.) or Administrative Court.
8. Real Property Action: Includes such cases as foreclosure, quiet title, boundary disputes and partitions.

9. Equitable Action/Injunctive Relief: Includes such cases as temporary restraining orders and preliminary injunctions (Rule 65) and declaratory judgments (Rule 57).

10. Other: All actions that do not fall in one of the above categories. Examples include, but are not limited to: protection from abuse, foreign deposition, foreign judgment, forfeiture of motor vehicles, minor's settlement.

TYPE OF DISPOSITION:

1. Default Judgment: The justice or clerk of court enters a judgment resulting from the failure of the defendant to take a necessary step under the civil rules.
2. Rule 41(a): A voluntary dismissal of the plaintiff or stipulation of all the parties.
3. Rule 41(b): A dismissal on court order for failure to take significant action in a case for two years.
4. Dismissal: A judicial determination of dismissal after a motion and hearing.
5. Summary Judgment: A judgment rendered on the basis of the pleadings.
6. Final Order: An order entered to dispose of such cases as injunctions, temporary restraining orders, minor's settlement, proforma decrees, or for a case handled by a referee.
7. Divorce Decree: A court decree issued to dissolve a marriage.
8. Appeal Sustained: A judicial decision reversing the judgment entered in the District Court.
9. Appeal Denied: A judicial decision upholding the judgment entered in the District Court.
10. URESAs Order: An order to dispose of a URESAs case.
11. Court Judgment: A judgment entered by a justice in a court (non-jury) trial.
12. Jury Verdict: A disposition rendered by a jury.
13. Directed Verdict: A direction by the justice to the jury to make a specific finding.
14. Multiple Judgments: Cases consolidated for jury or non-jury trial.
15. Change of Venue: Venue changed from one Superior Court to another.
16. Other: A disposition which is not included in any of the above categories (e.g., removals to District Court or to the U.S. District Court, withdrawals, stayed due to bankruptcy proceedings, etc.)

**SUPERIOR COURT
CASELOAD STATISTICS**

CRIMINAL CASELOAD

SUPERIOR COURT -- CRIMINAL FILINGS SUMMARY

TABLE SC-14

COURT LOCATION	1983	1984	1985	1986	1987	1988	FY'89	FY'90	FY'91	FY'92	% CHG. '83-'92	% CHG. '91-'92
Androscoggin	667	701	787	782	822	753	805	1,043	843	844	26.5	0.1
Aroostook	585	407	426	367	434	398	461	609	685	645	10.3	-5.8
Cumberland	1,874	1,751	2,225	2,302	2,538	2,152	2,376	2,836	2,828	2,799	49.4	-1.0
Franklin	414	422	526	484	569	564	653	592	451	334	-19.3	-25.9
Hancock	230	242	236	221	390	413	390	425	452	368	60.0	-18.6
Kennebec	840	777	887	788	696	752	740	857	885	891	6.1	0.7
Knox	438	587	649	577	502	664	704	718	815	563	28.5	-30.9
Lincoln	354	311	355	614	562	428	425	489	398	336	-5.1	-15.6
Oxford	341	267	467	424	404	390	340	398	487	585	71.6	20.1
Penobscot	788	712	855	950	1,104	1,172	1,226	1,357	1,330	1,241	57.5	-6.7
Piscataquis	133	110	127	144	150	155	146	158	122	125	-6.0	2.5
Sagadahoc	295	297	387	407	369	390	337	560	586	475	61.0	-18.9
Somerset	815	804	829	882	937	942	1,058	1,108	740	672	-17.5	-9.2
Waldo	268	245	247	321	265	238	269	286	335	385	43.7	14.9
Washington	320	281	273	269	354	360	363	444	518	424	32.5	-18.1
York	940	816	1,249	1,589	1,590	1,553	1,625	1,847	1,656	2,094	122.8	26.4
STATE TOTAL	9,302	8,730	10,525	11,121	11,686	11,324	11,918	13,727	13,131	12,781	37.4	-2.7

-Includes cases filed and refiled.

-Cases counted by docket number.

-1983-1988: Calendar Year (January 1 - December 31)

-FY '89 - FY'92: Fiscal Year (July 1 - June 30)

- Significant Changes of Venue: In 1986, there were 222 criminal cases in which venue was changed to Lincoln from Sagadahoc. In 1987, there were 171 criminal cases in which venue was changed to Lincoln from Sagadahoc.

SUPERIOR COURT -- CRIMINAL DISPOSITIONS SUMMARY

TABLE SC-15

COURT LOCATION	1983	1984	1985	1986	1987	1988	FY'89	FY'90	FY'91	FY'92	% CHG '83-'92	% CHG '91-'92
Androscoggin	694	679	729	770	752	714	759	853	841	1,019	46.8	21.2
Aroostook	655	490	407	382	318	402	478	470	681	781	19.2	14.7
Cumberland	1,975	1,811	1,918	2,257	2,508	1,917	2,431	2,834	2,565	2,591	31.2	1.0
Franklin	444	375	514	564	546	455	537	694	478	350	-21.2	-26.8
Hancock	272	180	279	287	248	387	348	408	493	327	20.2	-33.7
Kennebec	946	839	799	779	590	706	748	642	776	853	-9.8	9.9
Knox	384	513	594	579	540	525	706	680	704	627	63.3	-10.9
Lincoln	237	340	377	588	538	441	453	482	325	485	104.6	49.2
Oxford	326	326	405	520	398	362	354	262	566	543	66.6	-4.1
Penobscot	759	840	718	942	1,064	1,178	1,184	1,220	1,407	1,260	66.0	-10.4
Piscataquis	113	94	175	132	130	177	153	135	150	119	5.3	-20.7
Sagadahoc	193	366	349	436	357	388	392	468	512	499	158.5	-2.5
Somerset	862	744	763	733	1,028	911	1,009	1,054	918	629	-27.0	-31.5
Waldo	215	309	194	334	275	196	264	277	348	342	59.1	-1.7
Washington	309	265	283	212	355	384	382	431	510	371	20.1	-27.3
York	1,051	960	960	1,278	1,770	1,382	1,560	1,890	1,569	2,052	95.2	30.8
STATE TOTAL	9,435	9,131	9,464	10,793	11,417	10,525	11,758	12,800	12,843	12,848	36.2	0.0

-Includes the disposition of cases filed and refiled.

-Cases counted by docket number.

-1983-1988: Calendar Year (January 1 - December 31)

-FY '89 - FY'92: Fiscal Year (July 1 - June 30)

SUPERIOR COURT -- CRIMINAL PENDING CASELOAD SUMMARY

TABLE SC-16

COURT LOCATION	1983	1984	1985	1986	1987	1988	FY '89	FY '90	FY '91	FY '92	%CHG '83-'92	%CHG '91-'92
Androscoggin	473	495	553	565	635	674	673	861	743	568	20.1	-23.6
Aroostook	316	233	252	237	353	349	324	461	458	322	1.9	-29.7
Cumberland	1,102	1,042	1,349	1,390	1,420	1,655	1,481	1,474	1,633	1,841	67.1	12.7
Franklin	190	237	249	169	192	301	265	163	134	118	-37.9	-11.9
Hancock	167	229	186	120	262	288	279	296	218	259	55.1	18.8
Kennebec	471	409	497	505	611	657	548	764	819	857	82.0	4.6
Knox	275	349	404	402	364	503	439	477	574	510	85.5	-11.1
Lincoln	302	273	251	277	301	288	273	280	329	180	-40.4	-45.3
Oxford	335	276	338	243	249	277	234	368	275	317	-5.4	15.3
Penobscot	403	275	412	420	460	454	429	564	437	418	3.7	-4.3
Piscataquis	119	135	87	99	119	97	69	92	60	66	-44.5	10.0
Sagadahoc	259	190	228	199	211	213	173	264	321	297	14.7	-7.5
Somerset	348	408	474	623	532	563	599	652	434	477	37.1	9.9
Waldo	229	165	218	205	195	237	217	226	211	254	10.9	20.4
Washington	208	224	214	269	268	244	258	271	279	332	59.6	19.0
York	633	489	778	1,088	908	1,079	1,064	1,019	1,098	1,140	80.1	3.8
STATE TOTAL	5,830	5,429	6,490	6,811	7,080	7,879	7,325	8,232	8,023	7,956	36.5	-0.8

-Includes cases filed and refiled.

-Cases counted by docket number.

-Cases pending as of December 31st., or June 30th.

-1983-1988: Calendar Year (January 1 - December 31)

-FY'89 - FY'92: Fiscal Year (July 1 - June 30)

SUPERIOR COURT - CRIMINAL FILINGS AND DISPOSITIONS BY TYPE OF CASE*

TABLE SC-17

STATE TOTAL	FILINGS										DISPOSITIONS									
	1983	1984	1985	1986	1987	1988	FY89	FY90	FY91	FY92	1983	1984	1985	1986	1987	1988	FY89	FY90	FY91	FY92
Ball Review	159	200	273	299	339	464	500	658	534	470	156	201	266	295	343	444	479	632	533	483
Transfer	4,671	4,274	5,297	5,619	5,852	5,531	5,598	6,353	6,036	5,781	4,760	4,593	4,763	5,419	5,784	5,258	5,734	5,959	5,789	5626
Appeal (a)	161	127	158	166	163	144	130	**199	136	120	219	193	142	170	174	165	144	189	152	129
Boundover (b)	432	253	357	325	214	178	220	273	205	176	475	326	339	321	247	242	231	241	261	195
Indictment	2,724	2,696	3,035	2,968	3,211	3,239	3,523	3,922	3,854	3,622	2,722	2,721	2,736	2,937	2,974	2,757	3,318	3,691	3,793	3865
Information	704	668	682	794	806	787	877	1,009	1,109	1,301	710	654	676	785	806	763	867	990	1,097	1299
Juvenile Appeal	8	18	10	9	11	7	12	7	4	17	10	14	16	8	15	8	15	2	9	5
Other	128	141	218	364	336	167	172	224	201	204	137	144	140	377	372	165	185	191	197	198
Refiling-Prob.Rev.	278	326	454	543	721	750	833	1,021	1,003	1,058	201	265	355	445	676	674	732	856	957	1013
Refiling-New Trial	37	27	41	34	33	57	53	61	49	32	45	20	31	43	26	49	53	49	55	35
TOTAL	9,302	8,730	10,525	11,121	11,686	11,324	11,918	13,528	13,131	12,781	9,435	9,131	9,464	10,800	11,417	10,525	11,758	12,800	12,843	12,848

*Includes cases filed and refiled, counted by docket number.

**In FY'90, 38 appeals involving one defendant were simultaneously filed (in Piscataquis County).

1983 - 1988: Calendar Year (January 1 - December 31).

FY'89 - FY'92: Fiscal Year (July 1 - June 30).

Types of cases are described at the end of this section.

(a) The decline in the number of appeals was due to the implementation of the "Single Trial Law". Effective January 1, 1982, this law provided that in Class D and E proceedings the defendant may waive his right to jury trial and elect to be tried in the District Court, but that an appeal to the Superior Court following trial and conviction in the District Court may be only on questions of law. If the defendant demands a trial by jury, the case is then transferred to the Superior Court for trial. This new law resulted in an increased number of transfers and a reduced rate of appeal to the Superior Court.

(b) Boundovers from the District Court create a difficult situation with regard to the counting of cases for statistical purposes. When a boundover is filed in the Superior Court, it remains a "boundover" type of case even if an indictment results. When a boundover results in an information being filed, the boundover is dismissed and a new docket number is assigned for the information.

SUPERIOR COURT -- CRIMINAL FILINGS AND DISPOSITIONS BY CLASS OF CHARGE

TABLE SC-18

	FILINGS										DISPOSITIONS									
	1983	1984	1985	1986	1987	1988	FY '89	FY '90	FY'91	FY'92	1983	1984	1985	1986	1987	1988	FY '89	FY '90	FY'91	FY'92
STATE TOTAL																				
A	395	520	572	533	511	467	501	540	495	434	421	459	523	542	546	383	477	480	508	465
B	944	902	996	925	911	959	1,191	1,216	1,183	1,161	1,077	923	853	957	873	791	1,062	1,159	1,135	1,193
C	1,905	1,765	2,138	2,128	2,211	2,231	2,517	3,030	2,893	2,747	1,907	1,800	1,955	2,094	2,074	1,977	2,327	2,793	2,912	2,884
D	1,828	1,838	2,390	2,573	2,725	2,467	2,677	2,987	2,904	2,929	1,912	1,915	2,090	2,515	2,705	2,350	2,681	2,871	2,783	2,886
E	875	980	959	1,206	1,301	1,098	1,173	1,314	1,465	1,386	868	991	929	1,157	1,273	1,047	1,165	1,308	1,297	1,393
TITLE 29	2,777	2,206	2,708	2,983	2,928	2,836	2,625	3,099	2,736	2,669	2,751	2,512	2,468	2,822	2,928	2,741	2,803	2,862	2,778	2,584
OTHER	809	780	1,065	1,089	1,352	1,508	1,574	1,980	1,815	1,827	771	784	888	1,032	1,286	1,417	1,502	1,719	1,784	1,780
TOTAL	9,533	8,991	10,828	11,437	11,939	11,566	12,258	14,166	13,491	13,153	9,707	9,384	9,706	11,119	11,685	10,706	12,017	13,192	13,197	13,185

NOTES:

-Includes cases filed and refiled.

-Cases counted by defendant.

-1983-1988: Calendar Year (January 1 - December 31)

-FY '89 - FY'92: Fiscal Year (July 1 - June 30)

CRIMINAL DISPOSITIONS BY TYPE OF CASE - FY'92

TABLE SC-19

TYPE OF CASE	CONVICTED		ACQUITTED		DISMISSED*		OTHER**		TOTAL	
	#	%	#	%	#	%	#	%	#	%
Bail Review (a)	-	-	-	-	7	1.4	476 (a)	98.6	483	100.0
Transfer	2,810	49.9	122	2.2	2,228	39.6	466	8.3	5,626	100.0
Appeal	0	0.0	0	0.0	16	12.2	115	87.8	131	100.0
Boundover	47	23.7	3	1.5	139	70.2	9	4.5	198	100.0
Indictment	3,253	77.6	77	1.8	789	18.8	73	1.7	4,192	100.0
Information	1,239	95.0	1	0.1	47	3.6	17	1.3	1,304	100.0
Juvenile Appeal	0	0.0	0	0.0	0	0.0	4	100.0	4	100.0
Other	27	13.6	0	0.0	41	20.7	130	65.7	198	100.0
Refiling-Prob. Revoc. (b)	0	0.0	0	0.0	77	7.6	937 (b)	92.4	1,014	100.0
Refiling-New Trial	12	34.3	2	5.7	15	42.9	6	17.1	35	100.0
TOTAL	7,388	56.0	205	1.6	3,359	25.5	2,233	16.9	13,185	100.0

CRIMINAL DISPOSITIONS BY CLASS OF CHARGE - FY'92

CLASS OF CHARGE	CONVICTED		ACQUITTED		DISMISSED*		OTHER		TOTAL	
	#	%	#	%	#	%	#	%	#	%
A	317	68.2	18	3.9	102	21.9	28	6.0	465	100.0
B	914	76.6	19	1.6	233	19.5	27	2.3	1,193	100.0
C	2,188	75.9	35	1.2	591	20.5	70	2.4	2,884	100.0
D	1,546	53.6	65	2.3	974	33.7	301	10.4	2,886	100.0
E	745	53.5	19	1.4	517	37.1	112	8.0	1,393	100.0
TITLE 29	1,583	61.3	45	1.7	770	29.8	186	7.2	2,584	100.0
OTHER	95	5.3	4	0.2	172	9.7	1,509	84.8	1,780	100.0
TOTAL	7,388	56.0	205	1.6	3,359	25.5	2,233	16.9	13,185	100.0

-Fiscal Year (July 1 - June 30)

-Includes cases filed and refiled.

-Does not include "no bill" dispositions.

-Cases counted by defendant.

-Percentages may not total 100.0 due to rounding.

-See footnote to Table SC-22 for caveat concerning boundover case statistics.

*Of the 3,359 dismissals, 3,127 were dismissed by D.A.'s, 232 were dismissed by the Court.

**Other dispositions include: Bail Revised/Affirmed, Mistrial, Not Guilty by Reason of Insanity, Probation Revocation, Juvenile Appeal, Filed and Miscellaneous.

(a) Of the 476 bail reviews disposed in the "Other" type of disposition category, 311 were revised, 96 affirmed, and 69 were otherwise disposed.

(b) Of the 937 probation revocation cases included in the "Other" type of disposition category, probation was revoked in 747 cases..

SUPERIOR COURT - CRIMINAL DISPOSITIONS BY TYPE OF DISPOSITION

TABLE SC-20

TYPE OF DISPOSITION	<u>1987</u>	<u>1987</u>	<u>1988</u>	<u>1988</u>	<u>FY'89</u>	<u>FY'89</u>	<u>FY'90</u>	<u>FY'90</u>	<u>FY'91</u>	<u>FY'91</u>	<u>FY'92</u>	<u>FY'92</u>
	# DIS- POSED	%OF DISPO- SITIONS	# DIS- POSED	%OF DISPO- SITIONS	# DIS- POSED	%OF DISPO- SITIONS	# DIS- POSED	%OF DISPO- SITIONS	# DIS- POSED	%OF DISPO- SITIONS	# DIS- POSED	%OF DISPO- SITIONS
STATE TOTAL												
District Court Bail Revised	233	2.0	338	3.2	341	2.8	412	3.1	345	2.6	313	2.4
District Court Bail Affirmed	65	0.6	78	0.7	92	0.8	112	0.8	127	1.0	96	0.7
Dismissed by Court	265	2.3	157	1.5	197	1.6	279	2.1	243	1.8	232	1.8
Dismissed by D.A. Rule 48(A)	3,161	27.1	2,717	25.4	3,013	25.1	3,129	23.7	3,225	24.4	3127	23.7
Filed Case	141	1.2	149	1.4	201	1.7	194	1.5	135	1.0	314	2.4
Juvenile Appeal Denied	2	0.0	8	0.1	7	0.1	1	0.0	1	0.0	4	0.0
Juvenile Appeal Sustained	1	0.0	1	0.0	2	0.0	3	0.0	6	0.0	1	0.0
Juvenile Appeal, New Sentence	0	0.0	0	0.0	0	0.0	1	0.0	0	0.0	2	0.0
Not Guilty, Reason of Insanity	5	0.0	1	0.0	1	0.0	0	0.0	0	0.0	1	0.0
Probation Revoked	378	3.2	505	4.7	541	4.5	654	5.0	664	5.0	750	5.7
Convicted - Plea	5,814	49.9	5,472	51.1	6,315	52.6	7,034	53.3	7,080	53.6	7054	53.5
Convicted - Jury Trial	378	3.2	379	3.5	383	3.2	359	2.7	339	2.6	294	2.2
Convicted - Jury Waived Trial	120	1.0	104	1.0	107	0.9	99	0.8	63	0.5	40	0.3
Acquitted - Jury Trial	160	1.4	144	1.3	163	1.4	166	1.3	176	1.3	166	1.3
Acquitted - Jury Waived Trial	36	0.3	46	0.4	25	0.2	36	0.3	24	0.2	39	0.3
Mistrial	27	0.2	41	0.4	45	0.4	37	0.3	28	0.2	20	0.2
Other	869	7.5	563	5.3	582	4.8	676	5.1	741	5.6	732	5.6
TOTAL	11,655	100.0	10,703	100.0	12,015	100.0	13,192	100.0	13,197	100.0	13,185	100.0

-1987-1988: Calendar Year (January 1 - December 31)

-FY'89 - FY'91: Fiscal Year (July 1 - June 30)

-Does not include "no bill" dispositions.

-Cases counted by defendant.

-Types of dispositions are defined at the end of this section.

-Includes the disposition of cases filed and cases refiled.

SUPERIOR COURT -- CRIMINAL JURY TRIALS

TABLE SC-21

COUNTY	1983	1983	1984	1984	1985	1985	1986	1986	1987	1987	1988	1988	FY'89	FY'89	FY'90	FY'90	FY'91	FY'91	FY'92	FY'92
	No. of Trials	No. of Days	No. of Trials	No. of Days	No. of Trials	No. of Days	No. of Trials	No. of Days	No. of Trials	No. of Days	No. of Trials	No. of Days	No. of Trials	No. of Days	No. of Trials	No. of Days	No. of Trials	No. of Days	No. of Trials	No. of Days
Androscoggin	35	67.0	33	49.5	29	42.5	40	73.0	36	72.0	40	56.0	41	58.0	46	67.5	59	90.0	42	59.0
Aroostook	31	40.0	43	43.5	31	42.5	38	35.5	40	48.0	31	37.0	56	59.5	46	42.0	52	46.5	35	29.5
Cumberland	59	135.5	56	112.5	90	169.5	57	120.0	70	105.0	52	93.5	60	94.5	44	62	54	109.5	60	119.5
Franklin	15	22.0	19	32.5	26	34.0	16	21.5	16	22.0	18	22.0	18	23.5	20	25.5	14	17.5	10	11.0
Hancock	16	23.0	17	34.0	19	26.5	15	21.0	14	26.5	24	49.0	25	39.0	47	88.5	33	56.5	20	50.5
Kennebec	48	68.0	38	71.5	31	50.0	57	91.5	41	72.5	43	63.5	49	55.5	30	33.5	29	52.0	47	62.5
Knox	12	14.5	11	15.0	12	25.5	11	15.5	20	40.5	16	40.0	25	61.5	33	62.5	25	55.0	23	55.0
Lincoln	9	23.5	16	27.5	20	31.0	34	51.0	32	67.0	23	76.5	19	50.5	33	46.0	23	45.5	30	42.0
Oxford	29	38.5	21	52.5	25	34.0	24	38.0	18	24.5	14	17.0	14	19.5	10	16.5	22	49.0	17	25.5
Penobscot	62	93.0	59	94.5	59	70.5	68	122.5	79	106.5	89	102.0	81	98.5	82	163.5	71	118.5	71	88.0
Piscataquis	2	2.0	2	7.0	13	15.5	11	19.5	19	34.0	8	12.0	9	17.5	6	14.5	9	10.5	8	16.0
Sagadahoc	7	16.0	15	24.0	19	26.0	12	18.0	9	15.5	20	37.5	26	52.0	19	34.5	26	55.5	28	44.5
Somerset	23	32.5	16	30.5	32	41.5	22	36.0	28	35.5	39	58.0	37	54.5	24	41.0	42	76.5	26	42.0
Waldo	20	25.0	29	27.0	18	26.0	16	26.5	10	17.5	13	26.0	18	31.0	22	31.5	29	42.5	28	37.0
Washington	26	25.0	18	36.0	24	30.0	18	17.0	31	40.5	17	17.5	25	27.5	24	30.0	20	27.5	21	34.0
York	29	59.5	27	34.0	42	66.5	46	72.0	74	101.5	67	89.5	77	98.5	77	109.0	48	73.5	35	80.0
TOTAL	423	685.0	420	691.5	490	731.5	485	778.5	537	829.0	514	797.0	580	841.0	563	868.0	556	926.0	501	796.0

-Includes cases filed and refilled.

-1983-1988: Calendar Year (January 1 - December 31)

-FY '89 - FY'92: Fiscal Year (July 1 - June 30)

-One trial may include more than one defendant.

-Due to construction, Sagadahoc held no jury trials from June 1986 through September 1987; most cases were transferred to Lincoln for trial. Androscoggin held no jury trials from May through August 1987.

SUPERIOR COURT - CRIMINAL JURY TRIALS BY TYPE OF CASE

TABLE SC-22

TYPE OF CASE	<u>1988</u>			<u>FY '89</u>			<u>FY '90</u>			<u>FY'91</u>			<u>FY'92</u>		
	No. of Jury Trials	No. of Jury Trial Days	% of All Jury Trials	No. of Jury Trials	No. of Jury Trial Days	% of All Jury Trials	No. of Jury Trials	No. of Jury Trial Days	% of All Jury Trials	No. of Jury Trials	No. of Jury Trial Days	% of All Jury Trials	No. of Jury Trials	No. of Jury Trial Days	% of All Jury Trials
Transfer	264	324.0	51.4	289	332.5	49.8	283	315	50.3	264	312.5	47.5	269	296.5	53.7
Appeal (a)	1	0.5	0.2	0	0.0	0.0	0	0.0	0.0	0	0.0	0.0	0	0.0	0.0
Boundover (b)	5	14.5	1.0	11	23.0	1.9	6	9.5	1.1	9	13.5	1.6	3	10.0	0.6
Indictment	227	406.0	44.2	259	437.0	44.7	250	458.5	44.4	260	541.0	46.8	223	474.5	44.5
Information	1	1.0	0.2	3	6.0	0.5	2	5.0	0.4	1	1.0	0.2	1	1.5	0.2
Other (c)	3	10.0	0.6	7	25.0	1.2	12	66.5	2.1	11	35.5	2.0	3	12.0	0.6
Refiling-New Trial	13	41.0	2.5	11	17.5	1.9	10	13.5	1.8	11	22.5	2.0	2	1.5	0.4
STATE TOTAL	514	797.0	100.0	580	841.0	100.0	563	868.0	100.0	556	926.0	100.0	501	796.0	100.0

NOTES:

- Includes cases filed and refiled.
- 1988: Calendar Year (January 1 - December 31)
- FY'89 - FY'92: Fiscal Year (July 1 - June 30)
- One trial may include more than one defendant.

(a) The decline in the number of appeals was due to the implementation of the "Single Trial Law". Effective January 1, 1982, this law provided that in Class D and E proceedings, the defendant may waive his right to jury trial and elect to be tried in the District Court, but that an appeal to the Superior Court following trial and conviction in the District Court may be only on questions of law. If the defendant demands a trial by jury, the case is then transferred to the Superior Court for trial. This new law resulted in an increased number of transfers and a reduced rate of appeal to the Superior Court.

(b) The boundovers are cases which were originally filed in the Superior Court as boundovers from the District Court, but which resulted in indictments in the Superior Court. (See Table SC-20).

(c) Other includes probation revocation.

SUPERIOR COURT - CRIMINAL JURY WAIVED TRIALS

TABLE SC-23

COUNTY	1983	1983	1984	1984	1985	1985	1986	1986	1987	1987	1988	1988	FY '89	FY '89	FY '90	FY '90	FY'91	FY'91	FY'92	FY'92
	No. of Trials	No. of Days	No. of Trials	No. of Days	No. of Trials	No. of Days	No. of Trials	No. of Days	No. of Trials	No. of Days	No. of Trials	No. of Days	No. of Trials	No. of Days	No. of Trials	No. of Days	No. of Trials	No. of Days	No. of Trials	No. of Days
Androscoggin	8	5.5	1	0.5	7	5.5	6	6.5	6	4.0	4	3.5	6	4.5	7	5.5	6	4.0	5	2.5
Aroostook	5	2.5	9	5.5	11	6.5	11	6.0	4	2.5	3	2.0	3	2.0	2	1.5	3	1.5	2	1.0
Cumberland	13	15.0	16	16.5	24	22.0	21	13.5	13	9.5	6	6.5	12	9.0	17	14.0	5	3.5	8	6.0
Franklin	7	4.0	2	1.0	4	2.0	0	0.0	2	1.0	6	3.0	5	5.0	5	2.5	4	2.0	6	5.0
Hancock	6	3.0	2	3.5	5	8.5	7	7.5	0	0.0	2	1.5	4	10.5	6	8.0	6	3.0	0	0.0
Kennebec	12	9.5	16	13.0	11	11.5	10	12.5	4	4.0	10	15.5	3	7.0	1	1.0	6	3.5	11	9.5
Knox	6	6.0	6	4.0	3	1.5	8	10.5	11	6.0	8	7.5	10	10.0	6	4.5	3	2.5	6	6.0
Lincoln	0	0.0	6	4.0	14	10.5	14	9.5	8	11.0	9	24.0	7	17.5	9	6.5	2	4.5	9	6.0
Oxford	6	3.5	5	4.0	5	2.5	10	5.5	11	6.0	5	2.5	3	1.5	3	1.5	4	3.0	2	1.5
Penobscot	15	13.5	12	15.0	15	26.5	19	15.0	20	19.5	14	11.0	13	10.5	13	18.0	17	18.5	15	13.0
Piscataquis	2	1.0	0	0.0	2	1.0	2	1.0	9	6.0	8	6.0	2	1.5	0	0.0	1	1.0	2	1.5
Sagadahoc	13	8.5	16	9.0	19	10.0	4	4.0	2	1.0	6	3.5	10	8.5	9	5.0	10	5.0	3	1.5
Somerset	24	12.0	17	9.5	21	13.0	15	11.5	18	19.5	10	20.5	3	2.5	8	5.0	2	1.5	4	4.5
Waldo	8	6.5	6	3.0	4	2.0	6	5.5	1	0.5	0	0.0	1	1.0	1	2.0	1	1.0	2	2.5
Washington	1	0.5	7	3.5	5	3.0	2	1.0	0	0.0	6	5.0	2	1.0	1	0.5	0	0.0	0	0.0
York	7	8.0	21	26.0	12	7.0	10	7.0	17	10.0	15	12.5	18	15.0	12	10.0	0	0.0	5	3.5
TOTAL	133	99.0	142	118.0	162	133.0	145	116.5	126	100.5	112	124.5	102	107.0	100	85.5	70	54.5	80	64.0

-Includes cases filed and refilled.

-1983-1988: Calendar Year (January 1 - December 31)

-FY '89 - FY'92: Fiscal Year (July 1 - June 30)

-One trial may include more than one defendant.

-Due to construction, Sagadahoc held no trials from June 1986 through September 1987; most cases were transferred to Lincoln for trial.

SUPERIOR COURT - INDICTMENTS*

TABLE SC-24

Average Time To Criminal Jury Trial and Average Time To Criminal Disposition

<u>COURT</u>	<u>AVERAGE NUMBER OF DAYS FROM FIRST APPEARANCE TO JURY TRIAL</u>					<u>AVERAGE NUMBER OF DAYS FROM FIRST APPEARANCE TO DISPOSITION</u>				
	<u>1988</u>	<u>FY'89</u>	<u>FY'90</u>	<u>FY'91</u>	<u>FY'92</u>	<u>1988</u>	<u>FY'89</u>	<u>FY'90</u>	<u>FY'91</u>	<u>FY'92</u>
Androscoggin	204	210	189	211	231	144	152	150	205	163
Aroostook	271	346	338	337	260	133	163	150	179	166
Cumberland	288	292	73	188	211	179	171	149	127	156
Franklin	245	220	158	119	122	166	164	99	76	93
Hancock	333	240	356	207	377	187	192	203	180	185
Kennebec	220	190	211	364	456	151	137	197	214	252
Knox	260	124	283	277	329	202	210	189	227	266
Lincoln	295	294	149	314	180	175	167	1321	173	152
Oxford	89	110	183	259	276	148	133	163	175	134
Penobscot	116	134	242	194	134	93	68	91	98	92
Piscataquis	346	191	547	246	244	127	203	225	222	208
Sagadahoc	125	152	134	146	262	106	126	79	105	112
Somerset	77	34	49	127	195	60	31	42	58	122
Waldo	178	257	303	214	285	171	182	177	151	180
Washington	117	115	173	273	289	186	167	116	166	197
Ycrk	250	232	193	234	250	187	181	165	166	163
STATE AVERAGE	213	212	219	225	251	155	153	146	153	159

1988: Calendar Year (January 1 - December 31)

FY'89 - FY'92: Fiscal Year (July 1 - June 30)

Cases counted by defendant.

Cases in which more than 15 days elapsed between the date of capias issuance and the first appearance date are not included.

Also, any case in which more than 999 days has elapsed is recorded only as 999 days.

*The "indictments" category does not include indictments in cases originally filed in Superior Court as boundovers from District Court.

SUPERIOR COURT - TRANSFERS

TABLE SC-25

Average Time To Jury Trial and Average Time To Disposition**AVERAGE NUMBER OF DAYS FROM
FILING TO JURY TRIAL**

<u>COURT</u>	<u>1988</u>	<u>FY'89</u>	<u>FY'90</u>	<u>FY'91</u>	<u>FY'92</u>
Androscoggin	247	339	104	245	342
Aroostook	212	313	272	277	361
Cumberland	171	171	94	132	171
Franklin	170	165	126	153	80
Hancock	190	195	265	294	278
Kennebec	363	326	476	376	491
Knox	181	212	207	254	266
Lincoln	369	229	239	264	262
Oxford	205	155	204	218	141
Penobscot	105	91	123	196	89
Piscataquis	195	123	361	256	102
Sagadahoc	151	132	156	186	228
Somerset	203	175	230	253	380
Waldo	222	232	286	227	172
Washington	179	223	164	173	186
York	153	185	147	112	120
STATE AVERAGE	192	203	203	222	242

**AVERAGE NUMBER OF DAYS FROM
FILING TO DISPOSITION**

<u>1988</u>	<u>FY'89</u>	<u>FY'90</u>	<u>FY'91</u>	<u>FY'92</u>
194	217	173	202	273
200	271	183	232	281
170	148	121	141	147
118	122	111	92	78
146	182	254	185	189
249	203	239	224	297
161	168	182	190	242
226	191	143	193	219
127	110	153	141	114
58	56	60	90	50
184	125	219	194	78
143	142	123	166	208
103	97	123	122	154
198	207	225	182	175
164	159	127	139	141
130	146	153	107	127
149	146	141	151	173

NOTES:

1988: Calendar Year (January 1 - December 31)

FY'89 - FY'92: Fiscal Year (July 1- June 30)

Cases counted by defendant.

Cases in which more than 15 days elapsed between the date of capias issuance and the first appearance date are not included.

Also, any case in which more than 999 days has elapsed is recorded only as 999 days.

INDICTMENTS*
First Appearance To Disposition

TRANSFERS
Filing To Disposition

	NO.OF CASES 0-30 DAYS	NO.OF CASES 31-60 DAYS	NO.OF CASES 61-90 DAYS	NO.OF CASES 91-120 DAYS	NO.OF CASES 121 DAYS AND UP	TOTAL NUMBER OF CASES		NO.OF CASES 0-30 DAYS	NO.OF CASES 31-60 DAYS	NO.OF CASES 61-90 DAYS	NO.OF CASES 91-120 DAYS	NO.OF CASES 121 DAYS AND UP	TOTAL NUMBER OF CASES
ANDROSCOGGIN	32	33	55	43	219	382		4	5	44	51	223	327
AROOSTOOK	43	11	7	14	121	196		3	18	22	26	262	331
CUMBERLAND	86	60	66	54	398	664		28	63	111	210	625	1037
FRANKLIN	9	12	10	5	14	50		35	70	41	31	31	208
HANCOCK	10	8	13	8	42	81		5	8	16	12	81	122
KENNEBEC	45	20	16	15	131	227		34	37	9	12	302	394
KNOX	4	2	1	6	125	138		20	16	0	9	272	317
LINCOLN	7	2	13	14	63	99		30	27	18	33	174	282
OXFORD	20	14	29	48	80	191		14	45	73	44	84	260
PENOBSCOT	76	137	68	34	100	415		199	86	68	23	33	409
PISCATAQUIS	2	3	2	1	18	26		20	12	9	6	11	58
SAGadahoc	50	3	6		47	106		12	2	27	22	252	315
SOMERSET	29	19	24	8	63	143		38	44	54	27	118	281
WALDO	3	0	10	42	32	87		9	14	14	19	114	170
WASHINGTON	8	14	6	20	64	112		11	18	23	29	78	159
YORK	48	22	43	81	336	530		29	48	209	252	238	776
STATE TOTAL	472	360	369	393	1853	3447		491	513	738	806	2898	5446

Cases counted by defendant.

Indictments measured from first appearance date.

Transfers measured from filing date.

Cases in which more than 15 days elapsed between the date of capias issuance and the first appearance date are not included. Also, any case in which more than 999 days has elapsed is recorded only as 999 days.

*The "indictments" category does not include indictments in cases originally filed in Superior Court as boundovers from District Court.

SUPERIOR COURT - CRIMINAL DEFINITIONS

REFILING:

These are matters which have been previously disposed and which have been brought before the Superior Court for further action. For statistical purposes, such matters are limited to the following circumstances:

1. When a case remanded to the District Court returns to the Superior Court for further action.
2. When a case appealed to the Law Court returns to the Superior Court for further action.
3. When a mistrial occurs and a second trial is required; when a motion for a new trial is granted; or when a case, for any other reason, requires a trial after its original disposition.
4. When a probation revocation is filed.

TYPE OF CASE:

1. Bail Review: Review and hearing of bail set in the District Court by a justice of the Superior Court.
2. Transfer: A criminal matter removed from the District Court to the Superior Court after the defendant has been arraigned and entered a plea of not guilty in the District Court.
3. Appeal: A criminal matter removed from the District Court to the Superior Court after judgment has been entered in the District Court.
4. Boundover: An action filed in the Superior Court after probable cause has been found in the District Court, even if an indictment is filed subsequently.
5. Indictment: An action brought to the Superior Court for determination after the Grand Jury has found that the prosecutor has sufficient evidence to bring the case to trial.
6. Information: An action brought to the Superior Court for trial after the defendant has waived his right to be indicted by the Grand Jury and allows the prosecutor to proceed on a complaint describing the alleged offense.

7. Juvenile Appeal: A juvenile case removed to the Superior Court for review after judgment has been entered in the juvenile court.

8. Other: An action which is not included in any of the above categories, (e.g., motions to suppress in a District Court case, reviews of indigency determination, post-conviction reviews).

9. Refiling-Probation Revocation: A petition to revoke probation.

10. Refiling-New Trial: A previously tried matter requiring retrial.

TYPE OF DISPOSITION:

1. District Court Bail Revised: Bail set by the District Court is changed by a justice of the Superior Court.

2. District Court Bail Affirmed: Bail set by the District Court is maintained at the same level by a justice of the Superior Court.

3. Dismissed By Court: Dismissed by a justice of the Superior Court.

4. Dismissed by D.A. Rule 48(a): Dismissed by the District Attorney.

5. Filed Case: Upon consent of the defendant and District Attorney, the case is terminated without final judgment of guilt or innocence.

6. Juvenile Appeal Dispositions: A Superior Court justice affirms the order of adjudication of a juvenile crime and any other orders, or reverses the juvenile order and remands the matter for further proceedings.

7. Not Guilty Reason Of Insanity: The judgment reflects a finding of insanity by either the court or a jury.

8. Probation Revoked: A justice finds that probation conditions have been violated and probation is revoked.

9. Convicted: There is a finding of guilty by either the court or a jury.

10. Acquitted: There is a finding of not guilty by either the court or a jury.

11. Mistrial: A justice rules that an erroneous or invalid trial has occurred.

12. Other: A disposition which is not included in any of the above categories (e.g., change of venue).

APPENDIX III

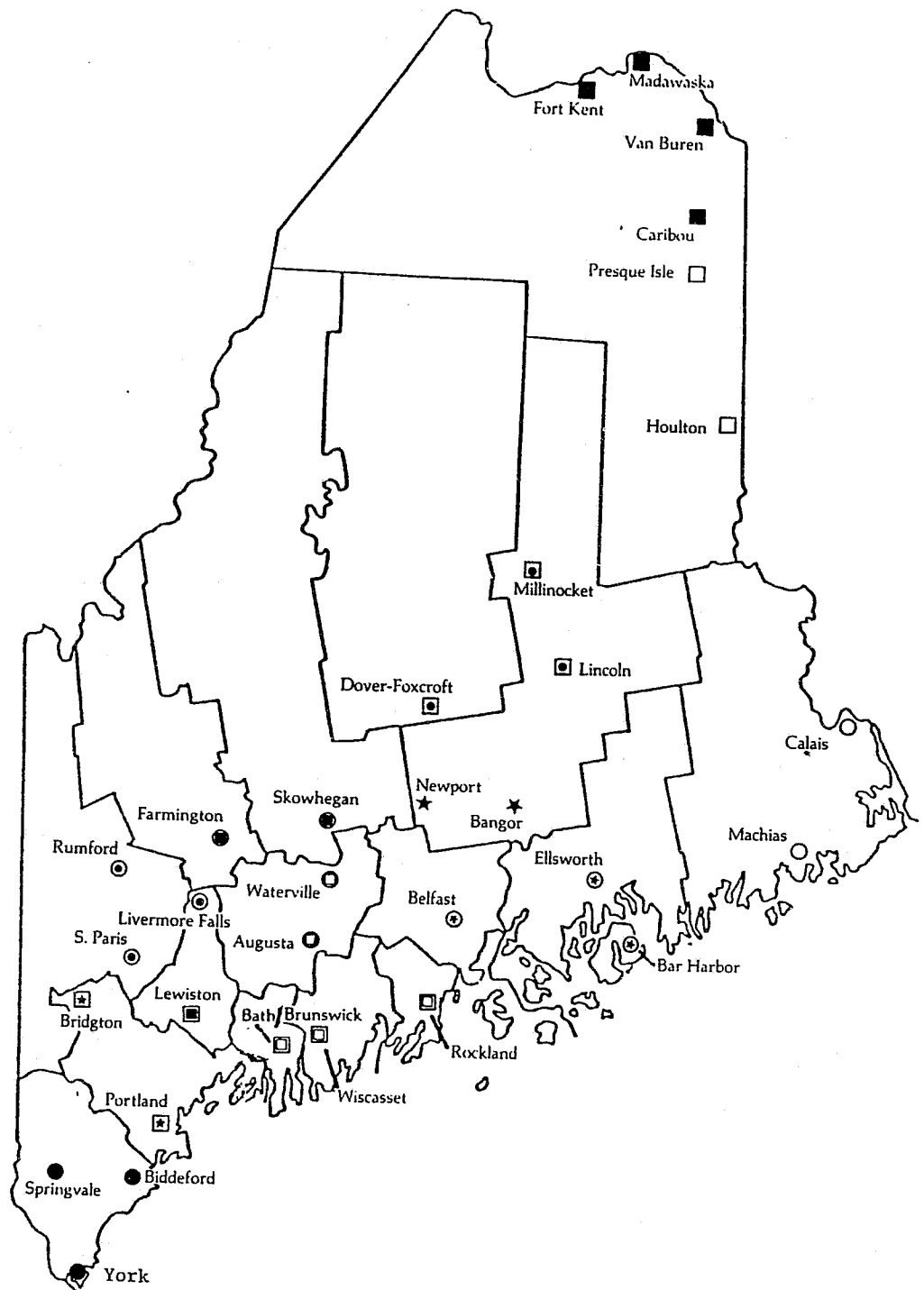
DISTRICT COURT including CRSA and Mediation

CASELOAD STATISTICS



State of Maine District Court Locations

Court Locations			
■	District 1	■	District 8
□	" 2	★	" 9
★	" 3	●	" 10
○	" 4	⊙	" 11
⊙	" 5	●	" 12
⊠	" 6	⊠	" 13
⊙	" 7		



DISTRICT COURT
NARRATIVE SUMMARY OF CASELOAD STATISTICS

The District Court Statistical Reporting System was established in July 1978 to collect information concerning filings, dispositions and various caseload activities by type of case, although the reporting of gross filings and dispositions began in fiscal year 1975. Since 1982, only those statistics relating to filings, dispositions and waivers have been collected. Monthly statistical forms are manually completed by each District Court clerk and submitted to the AOC for compilation and analysis on a quarterly and annual basis. Some discrepancies have arisen during the past several years, primarily due to the enormous volume of cases being manually tallied. While the statistics may be less than 100% accurate, they do nevertheless indicate gross trends since 1983. As District Court operations become computerized, a more accurate collection of detailed caseload statistics will be facilitated.

The collection and analysis of District Court caseload statistics was further complicated during this fiscal year by the establishment of the District Court Violations Bureau (DCVB). Effective January 1, 1992, the processing of traffic infraction cases was removed from local District Court locations and was centralized at the DCVB location in Lewiston. This resulted in a decrease in the number of filings and dispositions reported by each court location. Until work on a standardized system of reporting DCVB caseload is completed, it is not possible to present an accurate picture of District Court caseload. For example, some traffic infractions filed in late December 1991 as well as some contested traffic infraction cases transferred to the local courts by the DCVB were docketed by local courts, and so are included in local court filing and disposition figures. Also, information on traffic infraction cases disposed by the DCVB from January - June 1992 is not available at all. Reporting procedures will be improved during the next fiscal year.

It should also be noted that much judge and clerk activity occurs after judgment is entered and the case is reported as disposed which is not reflected in these figures. For instance, many divorce cases may require the processing and hearing of numerous motions which are not reported in the caseload

statistics. Similarly, when judgment is entered in a small claims case, a disclosure (money judgment) is often filed, requiring a separate filing fee and considerable judge and clerk time. Since the disclosure is filed under the original small claims case docket number, it is never included as a distinct case in the caseload statistics. Consequently, actual judge and clerk workload is considerably higher than may be indicated simply from the statistical figures.

The following tables present statistics relating to District Court filings, dispositions, and waivers. Case type definitions for these tables appear at the end of this section.

Two tables may need clarification. Table DC-3 (Filings, Excluding "Civil Violations and Traffic Infractions") was prepared because prior to the establishment of the DCVB, civil violations and traffic infractions constituted such a significant portion of the District Court's caseload and generally required less than average judge-time and clerk time than other types of cases. It is estimated that about 95% of this case category have been traffic infractions. The "waivers" detailed in Table DC-5 are disposed cases in which the defendant waives court appearance in favor of paying a fine. The bulk of these waivers are for civil violations and traffic infraction cases, but some marine resources, and fish and wildlife waivers are also included. It should be noted that data figures for FY'92 include only those waivers handled by individual courts. Data reporting waivers processed by the DCVB is not available.

Statistical Analysis

During FY'92, the District Court experienced a decrease in caseload, with 10.9% fewer cases being filed than in the previous fiscal year. This decrease reflects a decrease in both the volume of criminal cases (-12.0%) and the volume of civil cases (-15.9%) filed. Small claims filings decreased by 40.5%, (from 18,558 to 11,033), most likely due to procedural changes including new service procedures. It is surmised that these changes resulted in many defendants settling at the time of service, eliminating the need for complainants to file. Protection from Abuse, Protection from Harassment, and Protective Custody case filings all showed increases during this period.

DISTRICT COURT - TOTAL FILINGS

TABLE DC-1

	<u>1983</u>	<u>1984</u>	<u>1985</u>	<u>1986</u>	<u>1987</u>	<u>1988</u>	<u>FY'89</u>	<u>FY'90</u>	<u>FY'91</u>	<u>FY'92 (a)</u>
DISTRICT 1: Caribou	2,809	2,528	2,626	3,060	3,183	3,627	4,053	3,777	3,861	2,750
Fort Kent (b)	1,237	957	1,116	941	932	1,012	932	1,013	1,030	1,119
Madawaska	1,295	1,070	1,435	1,490	1,531	1,380	1,331	1,365	1,241	832
Van Buren	301	280	270	390	263	227	274	378	448	292
Sub Total	5,642	4,835	5,447	5,881	5,909	6,246	6,590	6,533	6,580	4,993
DISTRICT 2: Houlton	3,795	3,183	3,270	3,639	4,018	4,546	4,517	4,241	4,469	2,884
Presque Isle	4,603	4,444	4,138	4,600	5,261	4,873	5,261	6,003	5,876	4,581
Sub Total	8,398	7,627	7,408	8,239	9,279	9,419	9,778	10,244	10,345	7,465
DISTRICT 3: Bangor	15,071	15,408	17,896	21,017	22,360	23,500	24,371	24,331	21,408	14,874
Newport	3,988	4,030	4,183	4,655	6,254	6,779	6,924	6,479	6,684	4,635
Sub Total	19,059	19,438	22,079	25,672	28,614	30,279	31,295	30,810	28,092	19,509
DISTRICT 4: Calais	3,182	2,905	2,995	3,002	3,113	3,455	4,247	4,479	4,030	3,276
Machias	2,742	2,389	2,464	3,218	3,026	3,063	3,381	3,145	3,205	2,428
Sub Total	5,924	5,294	5,459	6,220	6,139	6,518	7,628	7,624	7,235	5,704
DISTRICT 5: Bar Harbor	1,186	1,245	1,587	1,832	1,794	2,188	2,523	2,439	2,380	1,771
Belfast	3,766	3,229	3,916	4,547	5,366	5,311	5,663	5,159	5,133	4,302
Ellsworth	6,251	5,620	5,876	6,039	6,722	7,452	7,639	8,472	8,001	5,251
Sub Total	11,203	10,094	11,379	12,418	13,882	14,951	15,825	16,070	15,514	11,324
DISTRICT 6: Bath/Brunswick (c)	15,282	12,077	12,162	12,073	14,268	16,880	16,196	15,473	16,534	11,142
Rockland	5,311	6,252	6,341	6,131	6,699	6,569	6,793	7,271	7,375	4,995
Wiscasset	4,536	3,897	4,938	4,428	5,048	4,771	4,583	4,493	4,580	3,458
Sub Total	25,129	22,226	23,441	22,632	26,015	28,220	27,572	27,237	28,489	19,595
DISTRICT 7: Augusta	13,345	13,454	17,285	18,460	20,330	20,583	19,375	18,230	17,057	11,249
Waterville	8,398	8,237	10,919	11,048	11,148	12,375	12,839	12,471	10,857	7,942
Sub Total	21,743	21,691	28,204	29,508	31,478	32,958	32,214	30,701	27,914	19,191
DISTRICT 8: Lewiston	17,834	17,875	22,961	20,968	23,928	24,291	24,046	23,226	22,521	16,936
Sub Total	17,834	17,875	22,961	20,968	23,928	24,291	24,046	23,226	22,521	16,936

DISTRICT COURT - TOTAL FILINGS

 Table DC-1
(con't.)

	<u>1983</u>	<u>1984</u>	<u>1985</u>	<u>1986</u>	<u>1987</u>	<u>1988</u>	<u>FY'89</u>	<u>FY'90</u>	<u>FY'91</u>	<u>FY'92 (a)</u>
DISTRICT 9: Bridgton	3,155	2,988	2,579	3,339	4,719	5,765	5,830	6,806	7,213	5,215
Portland	44,344	41,057	45,141	56,110	58,257	67,714	67,054	63,579	60,101	40,694
Sub Total	47,499	44,045	47,720	59,449	62,976	73,479	72,884	70,385	67,314	45,909
DISTRICT 10: Biddeford	16,631	18,115	21,415	22,360	25,927	30,382	30,476	24,986	23,493	15,224
Springvale	7,675	7,245	8,059	8,980	9,391	10,136	10,245	10,435	11,011	8,820
York	11,803	13,178	14,918	14,122	14,753	15,989	16,543	17,252	19,370	12,553
Sub Total	36,109	38,538	44,392	45,462	50,071	56,507	57,264	52,673	53,874	36,597
DISTRICT 11: Livermore Falls	1,536	1,577	1,518	1,701	2,036	2,405	2,554	2,479	2,220	1,620
Rumford	3,258	2,743	3,075	3,467	4,114	3,730	4,149	4,781	4,841	3,392
South Paris	3,189	2,793	3,513	4,040	4,453	4,633	5,160	4,826	4,540	3,845
Sub Total	7,983	7,113	8,106	9,208	10,603	10,768	11,863	12,086	11,601	8,857
DISTRICT 12: Farmington	4,440	4,632	4,744	4,290	4,528	5,273	5,762	5,329	5,594	3,713
Skowhegan	8,304	8,669	8,676	9,176	9,424	10,715	11,234	10,963	11,899	9,243
Sub Total	12,744	13,301	13,420	13,466	13,952	15,988	16,996	16,292	17,493	12,956
DISTRICT 13: Dover-Foxcroft	3,061	3,048	3,318	3,463	4,224	4,487	4,287	4,384	3,864	2,992
Lincoln	3,168	3,227	3,061	3,085	3,710	4,373	4,326	4,091	4,098	2,856
Millinocket	2,424	2,365	2,474	2,684	3,116	3,073	2,992	2,767	2,842	1,946
Sub Total	8,653	8,640	8,853	9,232	11,050	11,933	11,605	11,242	10,804	7,794
Sub Total	227,920	220,717	248,869	268,355	293,896	321,557	325,560	315,123	307,776	216,830
District Court Violations Bureau	-	-	-	-	-	-	-	-	-	57,418
TOTAL	227,920	220,717	248,869	268,355	293,896	321,557	325,560	315,123	307,776	274,248

(a) Effective January 1, 1992, the processing of traffic infraction cases was removed from local District Court locations and was centralized at a new "District Court Violations Bureau" location. This resulted in a decrease in the number of total filings and dispositions reported by each court location. Some late December infractions as well as some contested traffic infraction cases transferred to the local courts by the DCVB were docketed by the courts, however, and are included in the local court figures.

(b) Fort Kent began to accept civil cases in FY'92. Previously, these cases would have been filed in Madawaska.

(c) 1983 - FY'90 Bath and Brunswick courts were held at separate locations. On July 1, 1990, the courts combined their activities at the Bath location. A new facility, scheduled to open in 1992, will serve the sixth District Court from a West Bath location.

**DISTRICT COURT - TOTAL FILINGS IN THE
TEN LARGEST COURT LOCATIONS: 1983 - FY'92**

TABLE DC-2

	<u>1983</u>	<u>1984</u>	<u>1985</u>	<u>1986</u>	<u>1987</u>	<u>1988</u>	<u>FY'89</u>	<u>FY'90</u>	<u>FY'91</u>	<u>FY'92(a)</u>
Portland	44,344	41,057	45,141	56,110	58,257	67,714	67,054	63,579	60,101	40,694
Lewiston	17,834	17,875	22,961	20,968	23,928	24,291	24,046	23,226	22,521	16,936
Biddeford	16,631	18,115	21,415	22,360	25,927	30,382	30,476	24,986	23,493	15,224
Bangor	15,071	15,408	17,896	21,017	22,360	23,500	24,371	24,331	21,408	14,874
York	11,803	13,178	14,918	14,122	14,753	15,989	16,543	17,252	19,370	12,553
Augusta	13,345	13,454	17,285	18,460	20,330	20,583	19,375	18,230	17,057	11,249
Bath/Brunswick	15,282	12,077	12,162	12,073	14,268	16,880	16,196	15,473	16,534	11,142
Skowhegan	8,304	8,669	8,676	9,176	9,424	10,715	11,234	10,963	11,899	9,224
Springvale	7,675	7,245	8,059	8,980	9,391	10,136	10,245	10,435	11,011	8,820
Waterville	8,398	8,237	10,919	11,048	11,148	12,375	12,839	12,471	10,857	7,942
TOTAL	158,687	155,315	179,432	194,314	209,786	232,565	232,379	220,946	214,251	148,658
% of Total Filings in District Courts	73.6	70.4	72.1	72.4	71.4	72.3	71.4	70.1	69.6	68.6

(a) Effective January 1, 1992, processing of traffic infraction cases was removed from local District Court locations and was centralized at a new "District Court Violations Bureau" location. This resulted in a decrease in the number of total filings and dispositions reported by each court location. Some late December infractions as well as some contested traffic infraction cases transferred to the local courts by the DCVB were dockets by the courts, however, and are included in the local court figures.

DISTRICT COURT FILINGS - EXCLUDING "CIVIL VIOLATIONS AND TRAFFIC INFRACTIONS"

TABLE DC-3

		<u>1983</u>	<u>1984</u>	<u>1985</u>	<u>1986</u>	<u>1987</u>	<u>1988</u>	<u>FY'89</u>	<u>FY'90</u>	<u>FY'91</u>	<u>FY'92</u>	<u>% CHG.</u> <u>'91-'92</u>
DISTRICT 1:	Caribou	1,825	1,641	1,797	2,040	2,174	2,409	2,629	2,409	2,435	2,066	-15.2
	Fort Kent	646	447	496	508	461	400	363	508	451	814	80.5
	Madawaska	974	792	968	965	1,044	963	898	1,038	1,021	692	-32.2
	Van Buren	157	152	142	218	158	128	122	117	169	186	10.1
	Sub Total	3,602	3,032	3,403	3,731	3,837	3,900	4,012	4,072	4,076	3,758	-7.8
DISTRICT 2:	Houlton	2,516	2,108	2,097	2,231	2,509	2,743	2,868	2,843	2,591	1,985	-23.4
	Presque Isle	3,294	3,143	3,108	3,128	3,361	3,100	3,271	3,634	3,376	2,963	-12.2
	Sub Total	5,810	5,251	5,205	5,359	5,870	5,843	6,139	6,477	5,967	4,948	-17.1
DISTRICT 3:	Bangor	10,038	9,823	10,384	10,496	10,978	12,543	13,587	14,156	11,972	10,303	-13.9
	Newport	1,814	1,788	1,799	1,949	2,339	2,689	2,689	3,102	2,955	2,216	-25.0
	Sub Total	11,852	11,611	12,183	12,445	13,317	15,232	16,276	17,258	14,927	12,519	-16.1
DISTRICT 4:	Calais	2,080	2,001	2,030	2,097	2,196	2,068	2,472	2,600	2,301	2,155	-6.3
	Machias	2,041	1,878	2,040	2,551	1,880	2,050	2,195	2,043	1,931	1,751	-9.3
	Sub Total	4,121	3,879	4,070	4,648	4,076	4,118	4,667	4,643	4,232	3,906	-7.7
DISTRICT 5:	Bar Harbor	762	863	928	1,052	1,157	1,319	1,422	1,435	1,472	1,248	-15.2
	Belfast (a)	2,700	2,388	2,847	2,993	3,027	3,396	3,655	3,568	3,309	3,000	-9.3
	Ellsworth	3,784	3,471	3,837	3,701	3,957	4,385	4,422	4,969	4,905	3,760	-23.3
	Sub Total	7,246	6,722	7,612	7,746	8,141	9,100	9,499	9,972	9,686	8,008	-17.3
DISTRICT 6:	Bath/Brunswick	7,188	5,780	5,895	6,054	6,808	7,627	7,693	8,280	7,699	6,252	-18.8
	Rockland	4,031	4,486	4,378	4,416	4,487	4,407	4,564	4,730	4,251	3,575	-15.9
	Wiscasset	2,761	2,432	2,687	2,455	2,785	2,972	3,125	3,085	2,835	2,523	-11.0
	Sub Total	13,980	12,698	12,960	12,925	14,080	15,006	15,382	16,095	14,785	12,350	-16.5

DISTRICT COURT FILINGS--EXCLUDING "CIVIL VIOLATIONS AND TRAFFIC INFRACTIONS"

TABLE DC-3

(con't.)

% CHG.

		<u>1983</u>	<u>1984</u>	<u>1985</u>	<u>1986</u>	<u>1987</u>	<u>1988</u>	<u>FY'89</u>	<u>FY'90</u>	<u>FY'91</u>	<u>FY'92</u>	<u>'91-'92</u>
DISTRICT 7:	Augusta	7,752	7,365	8,256	9,448	9,045	10,059	10,334	10,318	9,257	7,613	-17.8
	Waterville	5,471	5,387	5,962	5,733	5,980	7,380	7,721	8,019	6,571	5,744	-12.6
	Sub Total	13,223	12,752	14,218	15,181	15,025	17,439	18,055	18,337	15,828	13,357	-15.6
DISTRICT 8:	Lewiston	10,267	9,290	11,009	10,509	12,433	12,783	13,473	13,569	12,219	10,969	-10.2
	Sub Total	10,267	9,290	11,009	10,509	12,433	12,783	13,473	13,569	12,219	10,969	-10.2
DISTRICT 9:	Bridgton	1,972	1,837	1,720	2,292	2,553	2,690	2,986	3,614	3,364	3,050	-9.3
	Portland	23,526	21,551	23,315	25,119	28,042	29,939	31,167	31,113	24,665	22,110	-10.4
	Sub Total	25,498	23,388	25,035	27,411	30,595	32,629	34,153	34,727	28,029	25,160	-10.2
DISTRICT 10:	Biddeford	8,986	9,419	11,233	10,892	12,541	13,531	14,002	12,724	10,684	8,987	-15.9
	Springvale	4,710	4,663	5,691	6,162	5,819	6,169	6,322	6,721	6,531	5,662	-13.3
	York	7,310	7,391	8,125	7,275	6,922	8,744	9,399	9,290	9,661	8,125	-15.9
	Sub Total	21,006	21,473	25,049	24,329	25,282	28,444	29,723	28,735	26,876	22,774	-15.3
DISTRICT 11:	Livermore Falls	920	837	929	1,109	1,263	1,372	1,416	1,433	1,173	1,028	-12.4
	Rumford	2,261	2,031	2,340	2,571	2,929	2,508	2,632	3,078	2,647	2,409	-9.0
	South Paris	2,646	2,108	2,810	3,102	3,493	3,332	3,802	3,717	3,109	2,904	-6.6
	Sub Total	5,827	4,976	6,079	6,782	7,685	7,212	7,850	8,228	6,929	6,341	-8.5
DISTRICT 12:	Farmington	2,794	2,919	3,047	2,908	3,016	3,255	3,604	3,437	3,144	2,569	-18.3
	Skowhegan	5,588	5,448	5,638	6,192	6,429	7,100	7,492	7,790	7,094	6,514	-8.2
	Sub Total	8,382	8,367	8,685	9,100	9,445	10,355	11,096	11,227	10,238	9,083	-11.3
DISTRICT 13:	Dover-Foxcroft	2,112	2,013	2,131	2,176	2,491	2,638	2,531	2,762	2,306	2,161	-6.3
	Lincoln	1,283	1,291	1,215	1,316	1,637	1,734	1,812	1,775	1,703	1,458	-14.4
	Millinocket	1,561	1,559	1,533	1,345	1,600	1,456	1,533	1,791	1,721	1,377	-20.0
	Sub Total	4,956	4,863	4,879	4,837	5,728	5,828	5,876	6,328	5,730	4,996	-12.8
STATE TOTAL		135,770	128,302	140,387	145,003	155,514	167,889	176,201	179,668	159,522	138,169	-13.4

DISTRICT COURT CASELOAD BY TYPE OF CASE

TABLE DC-4

STATE TOTAL	FILINGS										% CHANGE '91-'92
	1983	1984	1985	1986	1987	1988	FY'89	FY'90	FY'91	FY'92	
General Civil (a)	12,481	12,263	12,100	12,013	13,567	10,106	10,488	12,293	12,659	10,718	-15.3
Forcible Entry	n/a	n/a	n/a	n/a	n/a	3,022	3,150	2,903	2,521	2,636	4.6
Land Use	n/a	n/a	n/a	n/a	n/a	132	158	148	144	130	-9.7
Money Judgments	4,463	3,883	3,801	3,758	3,519	4,245	4,148	4,552	4,663	4,452	-4.5
Small Claims	24,051	22,718	24,880	26,981	25,734	26,012	27,582	29,740	18,558	11,033	-40.5
Protection From Abuse	2,107	2,556	2,751	3,223	3,566	3,430	3,682	3,978	4,891	5,319	8.8
Divorce	7,001	7,511	7,370	6,988	7,310	7,377	7,395	7,320	7,207	7,139	-0.9
Protection From Harassment (b)	n/a	n/a	n/a	n/a	n/a	2,974	3,393	2,217	2,274	2,550	12.1
Other Family Matters	n/a	n/a	n/a	n/a	n/a	1,360	1,359	1,377	1,305	1,342	2.8
Protective Custody	n/a	n/a	n/a	n/a	n/a	554	580	506	557	647	16.2
Mental Health	712	1,054	1,072	1,068	1,016	1,046	1,000	1,071	934	862	-7.7
Sub Total	50,815	49,985	51,974	54,031	54,712	60,258	62,935	66,105	55,713	46,828	-15.9
Juvenile	3,240	3,065	3,896	3,840	4,224	4,717	5,070	5,082	4,619	4,757	3.0
Criminal A,B,C	3,399	3,556	3,960	4,117	4,263	4,936	5,255	5,520	5,522	4,756	-13.9
Criminal D,E	27,017	27,418	32,998	34,096	29,439	30,430	32,030	34,588	36,077	35,856	-0.6
Traffic Criminal	51,291	44,278	47,559	48,917	62,876	67,548	70,911	68,373	57,591	45,972	-20.2
Sub Total	84,947	78,317	88,413	90,970	100,802	107,631	113,266	113,563	103,809	91,341	-12.0
Civil Violations/Traffic Inf.	92,158	92,415	108,482	123,354	138,382	153,668	149,359	135,455	148,254	78,661	(c)
Sub Total	227,920	220,717	248,869	268,355	293,896	321,557	325,560	315,123	307,776	216,830	-29.5
Dist. Court Violations Bureau (c)	-	-	-	-	-	-	-	-	-	57,418	-
TOTAL	227,920	220,717	248,869	268,355	293,896	321,557	325,560	315,123	307,776	274,248	-10.9

NOTES:

(a) Prior to 1988, FORCIBLE ENTRY, LAND USE, PROTECTION FROM HARASSMENT, OTHER FAMILY MATTERS (paternity, emancipation, support of children of unmarried parents), and PROTECTIVE CUSTODY, were included in the GENERAL CIVIL category. As a result, increased numbers of dispositions (perhaps greater than filings listed in these particular cases) may appear in these case types. This is because they are recorded as disposed by their specific type in 1988, but previously recorded as filed under the general civil category in 1987. Similarly, the number of filings and dispositions in the general civil category are lower than in previous years, since many case types previously included are now being recorded in a separate category.

(b) In late September 1987, a law became effective establishing a new "Protection from Harassment" type of case. During the October through December 1987 period, a total of 429 protection from harassment cases were filed and 288 disposed. They are included in the "civil" category in 1987 but are separately reported, beginning in 1988.

(Notes continue on following page).

DISTRICT COURT CASELOAD BY TYPE OF CASE

TABLE DC-4

(con't.)

STATE TOTAL	DISPOSITIONS										% CHANGE '91-'92
	1983	1984	1985	1986	1987	1988	FY'89	FY'90	FY'91	FY'92	
General Civil	12,781	12,829	11,997	11,940	12,461	10,428	9,441	11,056	11,688	10,568	-9.6
Forcible Entry	n/a	n/a	n/a	n/a	n/a	2,702	2,671	2,449	2,212	2,453	10.9
Land Use	n/a	n/a	n/a	n/a	n/a	56	92	110	112	109	-2.7
Money Judgments	4,365	3,593	3,103	4,165	4,335	4,927	4,195	3,397	3,194	3,230	1.1
Small Claims	23,093	20,977	22,616	24,050	24,076	23,908	24,240	27,090	21,770	11,571	-46.8
Protection From Abuse	1,954	2,064	2,274	2,819	3,202	2,945	3,243	3,498	4,321	4,800	11.1
Divorce	6,990	6,840	7,243	6,661	7,238	7,253	7,301	6,354	6,873	6,940	1.0
Protection From Harassment	n/a	n/a	n/a	n/a	n/a	2,464	2,941	2,003	2,053	2,356	14.8
Other Family Matters	n/a	n/a	n/a	n/a	n/a	764	885	768	842	888	5.5
Protective Custody	n/a	n/a	n/a	n/a	n/a	396	397	392	380	431	13.4
Mental Health	722	990	1,030	1,104	947	781	713	1,006	939	810	-13.7
Sub Total	49,905	47,293	48,263	50,739	52,259	56,624	56,119	58,123	54,384	44,156	-18.8
Juvenile	3,325	2,920	3,276	3,392	3,379	4,073	4,453	4,544	3,998	4,364	9.2
Criminal A,B,C	3,137	3,113	3,612	3,593	3,866	4,149	4,620	4,786	4,996	4,469	-10.5
Criminal D,E	26,915	24,664	28,128	29,506	25,692	27,279	29,151	33,521	33,210	34,821	4.9
Traffic Criminal	51,813	44,071	45,979	47,186	57,647	64,066	67,902	66,772	58,524	48,240	-17.6
Sub Total	85,190	74,768	80,995	83,677	90,584	99,567	106,126	109,623	100,728	91,894	-8.8
Civil Violations/Traffic Inf.	89,417	91,173	106,395	122,429	134,713	150,300	148,024	137,658	145,147	90,871	-37.4
Sub Total	224,512	213,234	235,653	256,845	277,556	306,491	310,269	305,404	300,259	226,921	-24.4
Dist. Court Violations Bureau (d)	-	-	-	-	-	-	-	-	-	N/A	-
TOTAL	224,512	213,234	235,653	256,845	277,556	306,491	310,269	305,404	300,259	226,921(e)	(e)

NOTES - continued

(c) Effective January 1, 1992, the processing of traffic infraction cases was removed from local District Court locations and was centralized at a new "District Court Violations Bureau" location. This resulted in a decrease in the number of total filings and dispositions reported by each court location. Some late December infractions as well as some contested traffic infraction cases transferred to the local courts by the DCVB were dockets by the courts, however, and are included in the local court figures.

(d) Disposition data for DCVB (January - June 1992) is unavailable.

(e) FY'92 District Court dispositions do not include traffic infractions disposed in the DCVB (January - June 1992). This data is unavailable.

Case type definitions appear at the end of this section.

DISTRICT I MADAWASKA	FILINGS									
	1983	1984	1985	1986	1987	1988	FY'89	FY'90	FY'91	FY'92
General Civil	149	128	123	166	226	143	164	174	152	93
Forcible Entry	n/a	n/a	n/a	n/a	n/a	7	9	7	6	6
Land Use	n/a	n/a	n/a	n/a	n/a	0	0	0	0	0
Money Judgments	76	46	62	50	66	73	61	57	71	45
Small Claims	306	310	439	419	335	321	317	388	278	118
Protection From Abuse	3	4	13	22	20	12	22	20	36	19
Divorce	51	53	79	57	75	64	50	66	76	44
Protection From Harassment	n/a	n/a	n/a	n/a	n/a	18	15	19	33	24
Other Family Matters	n/a	n/a	n/a	n/a	n/a	25	13	4	11	13
Protective Custody	n/a	n/a	n/a	n/a	n/a	10	10	17	12	6
Mental Health	0	0	0	0	0	0	0	0	0	0
Sub Total	585	541	716	714	722	673	661	752	675	368
Juvenile	26	27	22	26	22	19	20	31	33	8
Criminal A,B,C	13	12	11	4	5	9	17	15	28	14
Criminal D,E	140	88	100	144	215	146	115	123	140	180
Traffic Criminal	210	124	119	77	80	116	85	117	145	122
Sub Total	389	251	252	251	322	290	237	286	346	324
Civil Violations/Traffic Inf.	321	278	467	525	487	417	433	327	220	140
TOTAL	1,295	1,070	1,435	1,490	1,531	1,380	1,331	1,365	1,241	832

DISTRICT I VAN BUREN	FILINGS									
	1983	1984	1985	1986	1987	1988	FY'89	FY'90	FY'91	FY'92
General Civil										
Forcible Entry										
Land Use										
Money Judgments										
Small Claims										
Protection From Abuse										
Divorce										
Protection From Harassment										
Other Family Matters										
Protective Custody										
Mental Health										
Sub Total										
Juvenile	11	7	2	3	18	1	0	0	12	14
Criminal A,B,C	51	49	39	58	30	20	3	9	5	7
Criminal D,E	47	66	59	98	68	60	52	48	51	86
Traffic Criminal	48	30	42	59	42	47	67	60	101	79
Sub Total	157	152	142	218	158	128	122	117	169	186
Civil Violations/Traffic Inf.	144	128	128	172	105	99	152	261	279	106
TOTAL	301	280	270	390	263	227	274	378	448	292

Case type definitions appear at the end of this section.

TABLE DC-4 (con't.)									
DISPOSITIONS									
1983	1984	1985	1986	1987	1988	FY'89	FY'90	FY'91	FY'92
176	149	142	165	176	179	203	203	199	188
n/a	n/a	n/a	n/a	n/a	8	10	10	5	6
n/a	n/a	n/a	n/a	n/a	0	0	0	0	0
73	86	71	89	75	71	81	48	67	56
239	201	349	342	292	261	256	308	375	141
3	4	14	23	19	16	17	22	31	21
64	77	85	52	73	75	81	67	67	96
n/a	n/a	n/a	n/a	n/a	16	17	19	39	29
n/a	n/a	n/a	n/a	n/a	29	24	10	9	7
n/a	n/a	n/a	n/a	n/a	5	7	20	50	27
0	0	0	0	0	0	0	0	0	0
555	517	661	671	635	660	696	707	842	571
25	25	25	26	24	19	17	30	29	10
11	12	11	4	5	7	7	7	12	12
131	92	100	144	215	121	85	104	155	176
202	129	119	77	80	106	79	99	142	116
369	258	255	251	324	253	188	240	338	314
318	286	467	525	487	391	406	332	226	136
1,242	1,061	1,383	1,447	1,446	1,304	1,290	1,279	1,406	1,021

DISPOSITIONS									
1983	1984	1985	1986	1987	1988	FY'89	FY'90	FY'91	FY'92
11	5	1	1	6	1	0	0	7	12
46	31	30	49	20	12	0	7	7	7
54	46	51	83	53	33	31	37	52	60
56	29	37	54	31	36	59	50	102	77
169	111	119	187	110	82	90	94	168	156
165	114	123	172	117	96	135	240	289	115
334	225	242	359	227	178	225	334	457	271

CIVIL CASES ARE NOT HANDLED IN VAN BUREN

	DISPOSITIONS											
	1983	1984	1985	1986	1987	1988	FY'89	FY'90	FY'91	FY'92		
General Civil												
Forcible Entry												
Land Use												
Money Judgments												
Small Claims												
Protection From Abuse												
Divorce												
Protection From Harassment												
Other Family Matters												
Protective Custody												
Mental Health												
Sub Total												
Juvenile	11	5	1	1	6	1	0	0	7	12		
Criminal A,B,C	46	31	30	49	20	12	0	7	7	7		
Criminal D,E	54	46	51	83	53	33	31	37	52	60		
Traffic Criminal	58	29	37	54	31	36	59	50	102	77		
Sub Total	169	111	119	187	110	82	90	94	168	156		
Civil Violations/Traffic Inf.	165	114	123	172	117	96	135	240	289	115		
TOTAL	334	225	242	359	227	178	225	334	457	271		

DISTRICT II		FILINGS									
<u>HOULTON</u>		1983	1984	1985	1986	1987	1988	FY'89	FY'90	FY'91	FY'92
General Civil		307	274	219	196	247	119	116	155	155	138
Forcible Entry		n/a	n/a	n/a	n/a	n/a	20	24	21	30	30
Land Use		n/a	n/a	n/a	n/a	n/a	0	2	0	0	0
Money Judgments		173	134	126	73	90	50	51	74	64	40
Small Claims		403	422	519	482	379	558	505	591	301	202
Protection From Abuse		25	17	42	45	42	65	72	64	76	124
Divorce		95	95	103	107	121	108	118	94	80	112
Protection From Harassment		n/a	n/a	n/a	n/a	n/a	63	77	29	24	44
Other Family Matters		n/a	n/a	n/a	n/a	n/a	36	28	28	40	16
Protective Custody		n/a	n/a	n/a	n/a	n/a	17	32	21	17	21
Mental Health		0	0	0	0	0	0	0	0	0	0
Sub Total		1,003	942	1,009	903	879	1,036	1,025	1,077	787	727
Juvenile		58	32	41	62	43	40	35	68	76	54
Criminal A,B,C		48	54	52	47	43	47	57	82	96	71
Criminal D,E		443	501	404	359	371	417	469	527	527	454
Traffic Criminal		964	579	591	860	1,173	1,203	1,282	1,089	1,105	679
Sub Total		1,513	1,166	1,088	1,328	1,630	1,707	1,843	1,766	1,804	1,258
Civil Violations/Traffic Inf.		1,279	1,075	1,173	1,408	1,509	1,803	1,849	1,398	1,878	899
TOTAL		3,795	3,183	3,270	3,639	4,018	4,548	4,517	4,241	4,469	2,884

DISTRICT II		FILINGS									
<u>PRESQUE ISLE</u>		1983	1984	1985	1986	1987	1988	FY'89	FY'90	FY'91	FY'92
General Civil		646	594	486	473	632	393	458	370	343	344
Forcible Entry		n/a	n/a	n/a	n/a	n/a	55	45	71	55	53
Land Use		n/a	n/a	n/a	n/a	n/a	3	2	1	2	2
Money Judgments		370	293	286	212	214	264	199	234	136	204
Small Claims		404	494	455	659	705	539	542	780	356	173
Protection From Abuse		24	39	37	57	69	46	32	68	56	59
Divorce		157	172	152	167	135	142	124	179	143	149
Protection From Harassment		n/a	n/a	n/a	n/a	n/a	77	86	50	42	50
Other Family Matters		n/a	n/a	n/a	n/a	n/a	47	42	36	44	32
Protective Custody		n/a	n/a	n/a	n/a	n/a	13	14	16	25	27
Mental Health		0		0	0	0	0	7	2	9	4
Sub Total		1,601	1,592	1,416	1,568	1,755	1,579	1,551	1,807	1,211	1,097
Juvenile		58	11	54	59	80	65	63	99	118	69
Criminal A,B,C		70	64	91	75	86	70	79	102	96	113
Criminal D,E		805	512	462	509	539	500	572	576	804	713
Traffic Criminal		960	964	1,085	917	901	886	1,006	1,050	1,147	971
Sub Total		1,693	1,551	1,692	1,560	1,606	1,521	1,720	1,827	2,165	1,866
Civil Violations/Traffic Inf.		1,309	1,301	1,030	1,472	1,900	1,773	1,990	2,369	2,500	1,618
TOTAL		4,603	4,444	4,138	4,600	5,261	4,873	5,261	6,003	5,876	4,581

												TABLE DC-4 (con't.)							
												DISPOSITIONS							
1983	1984	1985	1986	1987	1988	FY'89	FY'90	FY'91	FY'92	1983	1984	1985	1986	1987	1988	FY'89	FY'90	FY'91	FY'92
267	249	245	240	223	109	106	134	138	127	n/a	n/a	n/a	n/a	n/a	22	26	21	17	24
n/a	n/a	n/a	n/a	n/a	0	2	0	0	0	n/a	n/a	n/a	n/a	n/a	0	2	0	0	0
102	95	90	62	58	39	43	50	33	17	377	389	462	460	346	451	433	536	340	189
14	9	19	28	38	57	65	58	64	110	101	87	93	89	87	91	111	111	75	83
n/a	n/a	n/a	n/a	n/a	61	80	23	25	39	n/a	n/a	n/a	n/a	n/a	25	33	20	35	23
n/a	n/a	n/a	n/a	n/a	5	7	26	10	11	n/a	n/a	n/a	n/a	n/a	5	7	26	10	11
0	0	0	0	0	0	0	0	0	0	0	0	0	0	0	0	0	0	0	0
861	829	909	879	752	860	906	979	737	623	41	33	33	55	40	40	30	47	78	62
48	44	55	44	31	51	57	74	99	89	455	460	433	340	344	387	439	496	531	433
1,134	599	566	851	1,119	1,144	1,264	992	1,094	650	1,678	1,136	1,087	1,290	1,534	1,622	1,790	1,609	1,802	1,214
1,329	1,093	1,207	1,307	1,498	1,809	1,694	1,348	1,911	930	3,868	3,058	3,203	3,476	3,784	4,291	4,390	3,936	4,450	2,767

Case type definitions appear at the end of this section.

DISTRICT III		FILINGS									
BANGOR		1983	1984	1985	1986	1987	1988	FY'89	FY'90	FY'91	FY'92
General Civil	1,253	1,152	1,269	1,159	1,192	859	887	1,011	1,208	783	
Forcible Entry	n/a	n/a	n/a	n/a	n/a	306	300	284	268	309	
Land Use	n/a	n/a	n/a	n/a	n/a	18	15	24	17	14	
Money Judgments	311	251	260	298	298	305	318	351	339	318	
Small Claims	1,608	1,814	1,896	2,071	1,928	2,154	2,311	2,537	1,617	925	
Protection From Abuse	221	253	291	377	402	332	361	354	371	456	
Divorce	648	622	636	536	582	606	633	607	664	562	
Protection From Harassment	n/a	n/a	n/a	n/a	n/a	295	322	205	247	275	
Other Family Matters	n/a	n/a	n/a	n/a	n/a	106	104	127	89	99	
Protective Custody	n/a	n/a	n/a	n/a	n/a	65	83	70	61	81	
Mental Health	277	326	364	286	266	286	324	311	279	237	
Sub Total	4,318	4,418	4,716	4,727	4,668	5,332	5,658	5,881	5,158	4,059	
Juvenile	294	272	347	354	300	366	357	370	278	320	
Criminal A,B,C	248	303	362	337	286	333	321	378	358	361	
Criminal D,E	2,600	2,533	2,698	2,631	1,740	1,934	2,198	2,437	2,630	2,625	
Traffic Criminal	2,578	2,297	2,261	2,247	3,984	4,578	5,053	5,090	3,548	2,938	
Sub Total	5,720	5,405	5,668	5,769	6,310	7,211	7,929	8,275	6,814	6,244	
Civil Violations/Traffic Inf.	5,033	5,585	7,512	10,521	11,382	10,957	10,784	10,175	9,436	4,571	
TOTAL	15,071	15,408	17,896	21,017	22,360	23,500	24,371	24,331	21,408	14,874	

DISTRICT III		FILINGS									
NEWPORT		1983	1984	1985	1986	1987	1988	FY'89	FY'90	FY'91	FY'92
General Civil	119	132	146	153	177	147	163	167	207	148	
Forcible Entry	n/a	n/a	n/a	n/a	n/a	38	41	38	37	28	
Land Use	n/a	n/a	n/a	n/a	n/a	1	4	8	5	5	
Money Judgments	46	33	60	57	52	52	56	87	65	84	
Small Claims	489	383	434	452	352	501	529	510	241	130	
Protection From Abuse	47	57	52	49	54	48	63	67	64	109	
Divorce	145	138	156	133	147	129	137	138	150	161	
Protection From Harassment	n/a	n/a	n/a	n/a	n/a	48	58	42	37	40	
Other Family Matters	n/a	n/a	n/a	n/a	n/a	30	30	17	15	15	
Protective Custody	n/a	n/a	n/a	n/a	n/a	10	9	16	15	19	
Mental Health	0	0	0	0	1	0	0	0	0	0	
Sub Total	846	743	848	844	783	1,004	1,090	1,090	836	739	
Juvenile	57	60	49	36	78	69	68	115	105	67	
Criminal A,B,C	57	67	70	54	64	52	55	77	53	71	
Criminal D,E	296	403	287	368	398	419	382	433	529	547	
Traffic Criminal	558	515	545	647	1,016	1,145	1,094	1,387	1,432	792	
Sub Total	968	1,045	951	1,105	1,556	1,685	1,599	2,012	2,119	1,477	
Civil Violations/Traffic Inf.	2,174	2,242	2,384	2,706	3,915	4,090	4,235	3,377	3,729	2,419	
TOTAL	3,988	4,030	4,183	4,655	6,254	6,779	6,924	6,479	6,684	4,635	

Case type definitions appear at the end of this section.

		DISPOSITIONS									
		1983	1984	1985	1986	1987	1988	FY'89	FY'90	FY'91	FY'92
General Civil	1,158	1,074	961	1,052	1,212	733	766	1,043	1,409	899	
Forcible Entry	n/a	n/a	n/a	n/a	n/a	300	301	274	255	308	
Land Use	n/a	n/a	n/a	n/a	n/a	18	14	25	20	14	
Money Judgments	235	233	237	288	207	143	231	405	373	321	
Small Claims	1,850	1,492	1,808	1,825	2,033	2,192	2,194	2,535	1,992	1,251	
Protection From Abuse	203	228	241	303	294	202	233	318	307	426	
Divorce	648	539	750	540	540	485	561	555	544	584	
Protection From Harassment	n/a	n/a	n/a	n/a	n/a	178	193	188	223	251	
Other Family Matters	n/a	n/a	n/a	n/a	n/a	82	87	78	77	83	
Protective Custody	n/a	n/a	n/a	n/a	n/a	50	70	57	69	75	
Mental Health	295	293	326	260	226	113	160	267	283	242	
Sub Total	4,389	3,859	4,323	4,268	4,512	4,496	4,810	5,745	5,552	4,454	
Juvenile	296	264	344	267	301	284	333	423	256	277	
Criminal A,B,C	299	263	320	291	286	323	311	362	351	350	
Criminal D,E	2,514	2,463	2,685	2,592	1,663	1,909	2,086	2,435	2,499	2,601	
Traffic Criminal	2,526	2,261	2,207	2,008	3,795	4,466	4,833	4,965	3,617	2,966	
Sub Total	5,635	5,251	5,556	5,158	6,045	6,982	7,563	8,185	6,723	6,194	
Civil Violations/Traffic Inf.	5,093	5,599	7,571	10,184	11,133	10,889	10,573	9,920	9,852	5,128	
TOTAL	15,117	14,709	17,450	19,610	21,890	22,367	22,946	23,850	21,927	15,776	

TABLE DC-4
(con't.)

DISTRICT IV CALAIS	FILINGS									
	1983	1984	1985	1986	1987	1988	FY'89	FY'90	FY'91	FY'92
General Civil	197	159	129	174	134	112	126	140	164	156
Forcible Entry	n/a	n/a	n/a	n/a	n/a	10	12	13	12	17
Land Use	n/a	n/a	n/a	n/a	n/a	2	0	0	1	1
Money Judgments	89	51	20	33	41	52	47	49	41	49
Small Claims	571	507	485	475	565	504	515	611	371	263
Protection From Abuse	15	36	26	40	31	48	46	37	49	58
Divorce	87	112	108	99	88	88	64	89	79	89
Protection From Harassment	n/a	n/a	n/a	n/a	n/a	7	19	31	22	25
Other Family Matters	n/a	n/a	n/a	n/a	n/a	33	28	18	16	8
Protective Custody	n/a	n/a	n/a	n/a	n/a	10	7	12	9	16
Mental Health	0	0	0	0	0	0	0	0	0	0
Sub Total	959	885	768	821	859	866	864	1,000	764	682
Juvenile	32	78	86	104	96	50	115	79	37	71
Criminal A,B,C	23	49	46	42	52	35	53	60	64	60
Criminal D,E	465	524	557	524	539	428	537	608	578	661
Traffic Criminal	601	485	573	604	650	689	903	853	858	681
Sub Total	1,121	1,136	1,262	1,274	1,337	1,202	1,608	1,600	1,537	1,473
Civil Violations/Traffic Inf.	1,102	904	965	907	917	1,387	1,775	1,879	1,729	1,121
TOTAL	3,182	2,905	2,995	3,002	3,113	3,455	4,247	4,479	4,030	3,276

DISTRICT IV WACHIAS	FILINGS									
	1983	1984	1985	1986	1987	1988	FY'89	FY'90	FY'91	FY'92
General Civil	123	95	89	79	69	130	136	104	122	99
Forcible Entry	n/a	n/a	n/a	n/a	n/a	7	11	13	5	10
Land Use	n/a	n/a	n/a	n/a	n/a	2	0	0	2	2
Money Judgments	35	26	24	33	20	32	41	42	61	42
Small Claims	362	422	559	705	373	339	440	461	216	91
Protection From Abuse	23	30	20	51	42	56	55	54	78	73
Divorce	104	122	111	113	124	155	131	106	99	106
Protection From Harassment	n/a	n/a	n/a	n/a	n/a	36	40	22	20	21
Other Family Matters	n/a	n/a	n/a	n/a	n/a	27	27	16	8	19
Protective Custody	n/a	n/a	n/a	n/a	n/a	13	11	8	12	20
Mental Health	0	2	1	0	1	0	1	0	0	0
Sub Total	647	697	804	981	629	797	893	826	623	483
Juvenile	34	19	19	125	30	130	136	37	71	57
Criminal A,B,C	42	43	46	42	35	40	39	72	79	60
Criminal D,E	670	671	682	717	544	485	494	520	571	642
Traffic Criminal	648	448	489	686	642	598	633	588	587	509
Sub Total	1,394	1,181	1,236	1,570	1,251	1,253	1,302	1,217	1,308	1,268
Civil Violations/Traffic Inf.	701	511	424	667	1,146	1,013	1,186	1,102	1,274	677
TOTAL	2,742	2,389	2,464	3,218	3,026	3,063	3,381	3,145	3,205	2,428

TABLE DC-4 (con't.)									
DISPOSITIONS									
1983	1984	1985	1986	1987	1988	FY'89	FY'90	FY'91	FY'92
175	172	159	181	150	143	140	144	154	144
n/a	n/a	n/a	n/a	n/a	6	8	13	12	14
n/a	n/a	n/a	n/a	n/a	2	0	0	0	0
103	96	61	62	61	74	56	58	53	45
630	536	473	475	490	496	425	595	292	233
19	35	23	39	31	33	37	39	48	56
101	114	117	101	101	100	89	62	90	78
n/a	n/a	n/a	n/a	n/a	7	15	28	13	27
n/a	n/a	n/a	n/a	n/a	6	18	24	10	4
n/a	n/a	n/a	n/a	n/a	13	17	8	8	5
0	0	0	0	0	0	0	0	0	0
1,028	953	833	858	833	880	805	971	680	606
53	72	70	104	72	61	101	77	22	79
26	49	51	43	53	29	39	63	52	64
535	492	536	519	455	513	545	573	499	681
640	499	604	605	599	673	831	819	679	696
1,254	1,112	1,261	1,271	1,179	1,276	1,516	1,532	1,252	1,520
995	847	954	876	835	1,364	1,718	1,959	1,656	1,388
3,277	2,912	3,048	3,005	2,847	3,520	4,039	4,462	3,588	3,514
DISPOSITIONS									
1983	1984	1985	1986	1987	1988	FY'89	FY'90	FY'91	FY'92
128	85	161	62	119	108	151	103	136	86
n/a	n/a	n/a	n/a	n/a	3	6	7	1	9
n/a	n/a	n/a	n/a	n/a	2	1	0	0	1
11	5	3	6	5	4	12	46	64	39
329	371	511	501	378	301	375	408	252	73
26	34	15	47	25	45	48	50	75	56
116	98	137	87	131	134	148	99	95	103
n/a	n/a	n/a	n/a	n/a	28	35	18	21	17
n/a	n/a	n/a	n/a	n/a	7	8	10	4	5
n/a	n/a	n/a	n/a	n/a	0	0	4	0	4
0	1	0	0	2	0	1	0	0	0
610	594	827	703	660	632	783	745	648	393
27	21	18	81	43	37	133	23	39	55
39	49	38	46	34	44	41	65	68	66
710	657	631	740	499	467	470	496	523	622
683	426	486	641	597	586	607	557	556	501
1,459	1,153	1,173	1,508	1,173	1,134	1,251	1,141	1,186	1,244
706	510	425	620	1,119	1,032	1,182	1,109	1,213	751
2,775	2,257	2,425	2,831	2,952	2,798	3,216	2,995	3,047	2,388

Case type definitions appear at the end of this section.

TABLE DC-4
(cont.)

DISTRICT V BAR HARBOR											DISPOSITIONS									
FILINGS											1983	1984	1985	1986	1987	1988	FY'89	FY'90	FY'91	FY'92
1983	1984	1985	1986	1987	1988	FY'89	FY'90	FY'91	FY'92		1983	1984	1985	1986	1987	1988	FY'89	FY'90	FY'91	FY'92
General Civil	67	85	102	62	80	57	52	93	78		52	86	118	20	54	21	10	22	55	50
Forcible Entry	n/a	n/a	n/a	n/a	n/a	11	12	7	5	13	n/a	n/a	n/a	n/a	n/a	4	4	3	3	5
Land Use	n/a	n/a	n/a	n/a	n/a	2	2	2	1	5	n/a	n/a	n/a	n/a	n/a	0	0	0	1	2
Money Judgments	13	18	12	19	13	37	26	38	42	37	11	11	6	8	14	22	10	9	63	50
Small Claims	178	124	163	270	255	252	263	262	151	112	190	104	150	138	235	202	241	195	126	68
Protection From Abuse	5	20	7	13	18	18	17	33	50	57	4	14	3	9	6	12	16	11	22	26
Divorce	55	66	79	50	68	67	71	69	58	57	52	68	56	36	48	58	58	59	36	68
Protection From Harassment	n/a	n/a	n/a	n/a	n/a	7	9	26	19	18	n/a	n/a	n/a	n/a	n/a	4	6	8	7	7
Other Family Matters	n/a	n/a	n/a	n/a	n/a	10	14	13	13	13	n/a	n/a	n/a	n/a	n/a	0	2	0	7	5
Protective Custody	n/a	n/a	n/a	n/a	n/a	3	4	7	10	3	n/a	n/a	n/a	n/a	n/a	3	3	0	6	2
Mental Health	0	0	0	0	0	0	0	2	1	1	0	0	0	0	0	0	0	0	0	1
Sub Total	318	313	363	414	434	464	470	552	446	394	309	283	333	211	357	326	350	307	326	284
Juvenile	29	21	19	25	50	15	23	16	28	33	27	21	12	16	35	12	12	4	22	12
Criminal A,B,C	21	19	15	11	28	24	25	28	47	29	15	22	12	7	27	15	15	32	42	27
Criminal D,E	281	260	343	250	241	283	307	300	408	380	305	260	306	239	172	257	286	280	393	371
Traffic Criminal	113	250	188	352	404	533	597	539	543	412	135	222	179	274	342	574	606	528	519	381
Sub Total	444	550	565	638	723	855	952	883	1,026	854	482	525	509	536	576	858	919	844	976	791
Civil Violations/Traffic Inf.	424	382	659	780	637	869	1,101	1,004	908	523	459	355	639	677	593	898	1,124	1,055	947	552
TOTAL	1,186	1,245	1,587	1,832	1,794	2,188	2,523	2,439	2,380	1,771	1,250	1,163	1,481	1,424	1,526	2,082	2,393	2,206	2,249	1,627

DISTRICT V BELFAST											DISPOSITIONS									
FILINGS											1983	1984	1985	1986	1987	1988	FY'89	FY'90	FY'91	FY'92
1983	1984	1985	1986	1987	1988	FY'89	FY'90	FY'91	FY'92		1983	1984	1985	1986	1987	1988	FY'89	FY'90	FY'91	FY'92
General Civil	186	188	138	161	243	150	161	208	225	210	76	126	114	121	212	198	179	183	215	209
Forcible Entry	n/a	n/a	n/a	n/a	n/a	35	34	33	37	31	n/a	n/a	n/a	n/a	n/a	31	28	35	43	30
Land Use	n/a	n/a	n/a	n/a	n/a	2	0	2	10	8	n/a	n/a	n/a	n/a	n/a	2	0	0	5	8
Money Judgments	69	62	44	37	52	59	66	115	122	83	52	35	41	20	54	48	48	76	76	64
Small Claims	652	492	557	855	811	783	754	854	491	209	534	465	489	699	629	730	628	750	502	202
Protection From Abuse	28	43	43	68	81	102	97	91	151	137	16	24	29	51	71	78	89	70	123	127
Divorce	167	194	161	171	185	203	226	193	197	186	104	173	125	159	166	198	210	180	200	188
Protection From Harassment	n/a	n/a	n/a	n/a	n/a	127	143	74	69	80	n/a	n/a	n/a	n/a	n/a	61	89	51	49	64
Other Family Matters	n/a	n/a	n/a	n/a	n/a	28	49	34	39	46	n/a	n/a	n/a	n/a	n/a	10	17	25	28	33
Protective Custody	n/a	n/a	n/a	n/a	n/a	15	18	9	9	18	n/a	n/a	n/a	n/a	n/a	10	6	7	3	5
Mental Health	0	0	0	0	0	0	0	0	0	0	0	0	0	0	0	0	0	0	0	0
Sub Total	1,102	979	943	1,292	1,372	1,504	1,548	1,613	1,350	1,008	782	823	798	1,050	1,132	1,366	1,294	1,377	1,244	930
Juvenile	30	101	117	105	85	86	88	121	197	97	63	71	131	108	73	73	68	117	168	126
Criminal A,B,C	47	47	51	50	43	87	98	116	131	144	44	38	52	60	56	82	97	95	113	140
Criminal D,E	649	573	642	499	580	728	785	743	656	878	639	584	585	552	534	685	788	755	730	782
Traffic Criminal	872	688	1,094	1,047	967	991	1,136	975	975	873	852	656	1,037	879	897	956	1,135	1,035	993	919
Sub Total	1,598	1,409	1,904	1,701	1,655	1,892	2,107	1,955	1,959	1,992	1,598	1,349	1,805	1,599	1,560	1,776	2,088	2,002	2,004	1,967
Civil Violations/Traffic Inf.	1,066	841	1,069	1,554	2,339	1,915	2,008	1,591	1,824	1,302	1,082	736	1,048	1,339	2,332	1,943	2,208	1,779	1,944	1,454
TOTAL	3,766	3,229	3,916	4,547	5,366	5,311	5,663	5,159	5,133	4,302	3,462	2,908	3,651	3,988	5,024	5,085	5,590	5,158	5,192	4,351

Case type definitions appear at the end of this section.

**DISTRICT V
ELLSWORTH**

	FILINGS									
	1983	1984	1985	1986	1987	1988	FY'89	FY'90	FY'91	FY'92
General Civil	232	264	265	247	334	318	289	412	474	318
Forcible Entry	n/a	n/a	n/a	n/a	n/a	27	29	38	24	34
Land Use	n/a	n/a	n/a	n/a	n/a	7	10	30	9	8
Money Judgments	61	77	73	91	88	87	97	87	169	158
Small Claims	770	631	891	778	767	759	740	693	529	400
Protection From Abuse	54	62	50	83	82	79	77	96	127	170
Divorce	238	223	219	201	192	206	207	236	206	189
Protection From Harassment	n/a	n/a	n/a	n/a	n/a	42	40	64	37	40
Other Family Matters	n/a	n/a	n/a	n/a	n/a	52	54	53	15	27
Protective Custody	n/a	n/a	n/a	n/a	n/a	19	28	34	37	59
Mental Health	0	0	0	0	0	1	0	2	2	1
Sub Total	1,355	1,257	1,498	1,400	1,463	1,597	1,571	1,745	1,629	1,404
Juvenile	114	68	119	116	51	69	98	78	71	83
Criminal A,B,C	63	97	75	84	108	106	111	127	137	112
Criminal D,E	884	850	967	967	899	932	870	989	1,194	1,227
Traffic Criminal	1,368	1,199	1,178	1,134	1,436	1,681	1,772	2,030	1,874	934
Sub Total	2,429	2,214	2,339	2,301	2,494	2,788	2,851	3,224	3,276	2,356
Civil Violations/Traffic Inf.	2,467	2,149	2,039	2,338	2,765	3,067	3,217	3,503	3,096	1,491
TOTAL	6,251	5,620	5,876	6,039	6,722	7,452	7,639	8,472	8,001	5,251

**DISTRICT VI
BATH/BRUNSWICK**

	FILINGS									
	1983	1984	1985	1986	1987	1988	1989	FY'90	FY'91	FY'92
General Civil	510	519	482	481	518	442	470	537	433	464
Forcible Entry	n/a	n/a	n/a	n/a	n/a	118	120	120	97	124
Land Use	n/a	n/a	n/a	n/a	n/a	3	3	3	2	6
Money Judgments	213	148	147	162	141	163	159	191	210	175
Small Claims	1,026	919	968	940	815	950	1,162	1,285	714	380
Protection From Abuse	74	92	121	136	170	192	207	228	239	280
Divorce	403	413	371	472	418	398	427	448	464	436
Protection From Harassment	n/a	n/a	n/a	n/a	n/a	170	177	100	160	174
Other Family Matters	n/a	n/a	n/a	n/a	n/a	56	65	51	68	68
Protective Custody	n/a	n/a	n/a	n/a	n/a	23	24	4	13	20
Mental Health	0	0	2	5	1	0	0	0	0	0
Sub Total	2,226	2,091	2,091	2,196	2,063	2,515	2,814	2,967	2,400	2,127
Juvenile	130	106	135	168	152	231	179	166	140	138
Criminal A,B,C	140	135	221	203	136	272	247	264	282	192
Criminal D,E	942	871	1,223	1,045	1,096	1,163	1,152	1,709	2,095	1,401
Traffic Criminal	3,750	2,577	2,225	2,442	3,361	3,446	3,301	3,174	2,782	2,394
Sub Total	4,962	3,689	3,804	3,858	4,745	5,112	4,879	5,313	5,299	4,125
Civil Violations/Traffic Inf.	8,094	6,297	6,267	6,019	7,460	9,253	8,503	7,193	8,835	4,890
TOTAL	15,282	12,077	12,162	12,073	14,268	16,880	16,196	15,473	16,534	11,142

TABLE DC-4
(con't.)

	DISPOSITIONS									
	1983	1984	1985	1986	1987	1988	FY'89	FY'90	FY'91	FY'92
General Civil	224	278	272	122	141	114	177	94	134	323
Forcible Entry	n/a	n/a	n/a	n/a	n/a	9	10	7	6	33
Land Use	n/a	n/a	n/a	n/a	n/a	0	0	5	3	7
Money Judgments	111	80	79	69	51	36	57	67	46	74
Small Claims	722	601	717	714	759	587	540	602	426	467
Protection From Abuse	49	59	48	37	31	51	56	64	31	96
Divorce	213	219	207	183	153	209	174	195	169	208
Protection From Harassment	n/a	n/a	n/a	n/a	n/a	20	20	61	6	22
Other Family Matters	n/a	n/a	n/a	n/a	n/a	16	16	21	15	15
Protective Custody	n/a	n/a	n/a	n/a	n/a	0	1	4	7	17
Mental Health	0	0	0	0	0	1	0	0	1	0
Sub Total	1,319	1,237	1,323	1,125	1,135	1,043	1,051	1,120	844	1,262
Juvenile	98	96	106	88	57	58	98	69	50	45
Criminal A,B,C	54	79	65	81	106	97	110	112	129	93
Criminal D,E	709	726	897	1,002	850	863	849	906	1,131	1,176
Traffic Criminal	1,379	1,247	1,128	1,135	1,170	1,656	1,797	1,815	1,889	1,054
Sub Total	2,240	2,148	2,196	2,306	2,183	2,674	2,854	2,902	3,199	2,368
Civil Violations/Traffic Inf.	2,512	2,213	2,087	2,131	2,694	3,171	3,285	3,323	3,282	1,700
TOTAL	6,071	5,598	5,606	5,562	6,012	6,888	7,190	7,345	7,325	5,330

	DISPOSITIONS									
	1983	1984	1985	1986	1987	1988	1989	FY'90	FY'91	FY'92
General Civil	641	486	405	527	598	448	444	447	408	445
Forcible Entry	n/a	n/a	n/a	n/a	n/a	100	110	121	86	104
Land Use	n/a	n/a	n/a	n/a	n/a	2	1	1	3	4
Money Judgments	143	92	85	116	108	131	105	160	130	132
Small Claims	935	901	978	913	901	866	990	1,216	908	356
Protection From Abuse	48	67	76	124	160	173	192	213	226	250
Divorce	389	370	434	393	389	396	456	399	411	422
Protection From Harassment	n/a	n/a	n/a	n/a	n/a	133	159	88	161	157
Other Family Matters	n/a	n/a	n/a	n/a	n/a	29	36	39	46	52
Protective Custody	n/a	n/a	n/a	n/a	n/a	9	16	10	0	6
Mental Health	0	0	1	1	2	0	0	0	0	0
Sub Total	2,156	1,916	1,979	2,074	2,158	2,287	2,509	2,694	2,379	1,928
Juvenile	113	97	121	120	162	206	189	115	141	122
Criminal A,B,C	110	136	191	232	127	240	224	248	199	219
Criminal D,E	929	932	1,161	940	978	1,065	1,073	1,521	1,770	1,347
Traffic Criminal	3,347	2,487	1,826	1,813	2,785	3,328	3,161	3,076	2,386	2,347
Sub Total	4,499	3,652	3,239	3,105	4,052	4,839	4,647	4,960	4,496	4,035
Civil Violations/Traffic Inf.	7,765	6,429	5,963	5,973	7,034	9,165	8,490	7,113	7,969	5,217
TOTAL	14,420	11,997	11,181	11,152	13,244	16,291	15,646	14,767	14,844	11,180

Case type definitions appear at the end of this section.

DISTRICT VI ROCKLAND	FILINGS									
	1983	1984	1985	1986	1987	1988	FY'89	FY'90	FY'91	FY'92
General Civil	364	339	365	323	403	258	240	291	365	314
Forcible Entry	n/a	n/a	n/a	n/a	n/a	58	82	69	54	31
Land Use	n/a	n/a	n/a	n/a	n/a	10	4	1	2	8
Money Judgments	185	135	151	98	107	106	118	111	140	112
Small Claims	1,161	1,112	1,135	1,299	1,063	1,035	1,127	1,027	637	415
Protection From Abuse	38	64	81	90	90	123	124	140	161	157
Divorce	257	257	221	225	273	276	270	251	225	215
Protection From Harassment	n/a	n/a	n/a	n/a	n/a	6	6	8	29	28
Other Family Matters	n/a	n/a	n/a	n/a	n/a	48	55	37	51	53
Protective Custody	n/a	n/a	n/a	n/a	n/a	15	6	13	10	13
Mental Health	0	0	0	0	0	0	0	0	0	0
Sub Total	2,005	1,907	1,953	2,035	1,936	1,935	2,032	1,948	1,674	1,346
Juvenile	116	104	108	173	133	106	142	158	159	154
Criminal A,B,C	91	96	112	63	88	97	105	97	149	163
Criminal D,E	598	677	838	977	840	900	943	1,035	1,063	1,000
Traffic Criminal	1,221	1,702	1,367	1,168	1,490	1,369	1,342	1,492	1,206	912
Sub Total	2,026	2,579	2,425	2,381	2,551	2,472	2,532	2,782	2,577	2,229
Civil Violations/Traffic Inf.	1,280	1,766	1,963	1,715	2,212	2,162	2,229	2,541	3,124	1,420
TOTAL	5,311	6,252	6,341	6,131	6,699	6,569	6,793	7,271	7,375	4,995

DISTRICT VI WISCASSET	FILINGS									
	1983	1984	1985	1986	1987	1988	FY'89	FY'90	FY'91	FY'92
General Civil	210	206	193	156	218	247	293	388	438	330
Forcible Entry	n/a	n/a	n/a	n/a	n/a	29	26	25	19	27
Land Use	n/a	n/a	n/a	n/a	n/a	5	3	2	1	10
Money Judgments	75	56	59	48	48	59	84	118	130	137
Small Claims	519	462	568	465	434	554	553	605	279	154
Protection From Abuse	28	36	33	46	45	67	75	39	57	79
Divorce	158	161	161	158	192	181	177	177	185	188
Protection From Harassment	n/a	n/a	n/a	n/a	n/a	8	18	13	1	12
Other Family Matters	n/a	n/a	n/a	n/a	n/a	47	41	20	18	27
Protective Custody	n/a	n/a	n/a	n/a	n/a	1	2	8	2	9
Mental Health	0	0	0	0	0	0	0	0	0	0
Sub Total	990	921	1,014	873	937	1,198	1,272	1,395	1,130	973
Juvenile	77	56	135	75	107	73	140	41	51	124
Criminal A,B,C	111	74	52	66	96	116	129	107	204	171
Criminal D,E	614	626	604	550	525	600	633	684	671	714
Traffic Criminal	969	755	882	891	1,120	985	951	858	779	541
Sub Total	1,771	1,511	1,673	1,582	1,848	1,774	1,853	1,690	1,705	1,550
Civil Violations/Traffic Inf.	1,775	1,465	2,251	1,973	2,263	1,799	1,458	1,408	1,745	935
TOTAL	4,536	3,897	4,938	4,428	5,048	4,771	4,583	4,493	4,580	3,458

Case type definitions appear at the end of this section.

										TABLE DC-4 (con't.)									
										DISPOSITIONS									
										1983	1984	1985	1986	1987	1988	FY'89	FY'90	FY'91	FY'92
General Civil	417	327	330	325	298	215	196	201	386	244	n/a	n/a	n/a	n/a	n/a	46	62	52	44
Forcible Entry	n/a	n/a	n/a	n/a	n/a	46	62	52	44	31	n/a	n/a	n/a	n/a	n/a	2	9	0	1
Land Use	n/a	n/a	n/a	n/a	n/a	2	9	0	1	5	n/a	n/a	n/a	n/a	n/a	68	49	67	78
Money Judgments	127	94	83	76	56	61	68	49	67	78	127	94	83	76	56	61	68	49	67
Small Claims	1,526	1,237	985	1,058	959	945	1,013	1,002	717	424	1,526	1,237	985	1,058	959	945	1,013	1,002	717
Protection From Abuse	32	50	67	77	93	110	109	110	134	116	32	50	67	77	93	110	109	110	134
Divorce	254	250	234	214	233	271	269	207	268	196	254	250	234	214	233	271	269	207	268
Protection From Harassment	n/a	n/a	n/a	n/a	n/a	2	4	4	22	21	n/a	n/a	n/a	n/a	n/a	2	4	4	22
Other Family Matters	n/a	n/a	n/a	n/a	n/a	26	26	25	21	17	n/a	n/a	n/a	n/a	n/a	26	26	25	21
Protective Custody	n/a	n/a	n/a	n/a	n/a	9	9	2	5	0	n/a	n/a	n/a	n/a	n/a	9	9	2	5
Mental Health	0	0	0	0	0	0	0	0	0	0	0	0	0	0	0	0	0	0	0
Sub Total	2,356	1,958	1,699	1,750	1,639	1,687	1,765	1,652	1,665	1,132	2,356	1,958	1,699	1,750	1,639	1,687	1,765	1,652	1,665
Juvenile	118	97	102	167	114	114	114	135	145	116	118	97	102	167	114	114	135	145	116
Criminal A,B,C	118	102	90	64	84	94	99	100	127	129	118	102	90	64	84	94	99	100	127
Criminal D,E	579	641	780	895	783	876	896	980	1,063	974	579	641	780	895	783	876	896	980	1,063
Traffic Criminal	1,204	1,660	1,286	1,096	1,452	1,298	1,392	1,439	1,268	881	1,204	1,660	1,286	1,096	1,452	1,298	1,392	1,439	1,268
Sub Total	2,019	2,500	2,258	2,222	2,433	2,384	2,501	2,654	2,603	2,100	2,019	2,500	2,258	2,222	2,433	2,384	2,501	2,654	2,603
Civil Violations/Traffic Inf.	1,281	1,609	1,927	1,708	2,184	2,108	2,220	2,499	3,172	1,580	1,281	1,609	1,927	1,708	2,184	2,108	2,220	2,499	3,172
TOTAL	5,656	6,067	5,884	5,678	6,258	6,179	6,486	6,805	7,440	4,812	5,656	6,067	5,884	5,678	6,258	6,179	6,486	6,805	7,440

DISTRICT VII AUGUSTA	FILINGS									
	1983	1984	1985	1986	1987	1988	FY'89	FY'90	FY'91	FY'92
General Civil	782	733	697	723	759	510	517	677	719	644
Forcible Entry	n/a	n/a	n/a	n/a	n/a	176	207	139	134	117
Land Use	n/a	n/a	n/a	n/a	n/a	5	14	7	9	9
Money Judgments	330	360	285	278	182	191	164	192	276	288
Small Claims	1,430	1,387	1,443	1,870	1,522	1,805	1,952	1,912	1,004	582
Protection From Abuse	174	228	206	201	191	228	225	199	247	279
Divorce	462	484	440	423	402	481	451	440	444	474
Protection From Harassment	n/a	n/a	n/a	n/a	n/a	262	250	73	50	63
Other Family Matters	n/a	n/a	n/a	n/a	n/a	65	55	79	93	125
Protective Custody	n/a	n/a	n/a	n/a	n/a	21	23	22	29	22
Mental Health	246	475	487	509	491	512	458	438	385	321
Sub Total	3,424	3,647	3,558	4,004	3,547	4,236	4,316	4,178	3,390	2,924
Juvenile	211	239	211	245	221	242	315	268	357	274
Criminal A,B,C	184	211	224	287	270	337	354	353	354	206
Criminal D,E	1,905	1,281	2,193	2,726	1,706	1,668	1,856	2,030	2,316	2,109
Traffic Criminal	2,028	1,987	2,070	2,186	3,301	3,578	3,493	3,489	2,840	2,100
Sub Total	4,328	3,718	4,698	5,444	5,498	5,823	6,018	6,140	5,867	4,689
Civil Violations/Traffic Inf.	5,593	6,089	9,029	9,012	11,285	10,524	9,041	7,912	7,800	3,636
TOTAL	13,345	13,454	17,285	18,460	20,330	20,583	19,375	18,230	17,057	11,249

DISTRICT VII WATERVILLE	FILINGS									
	1983	1984	1985	1986	1987	1988	FY'89	FY'90	FY'91	FY'92
General Civil	413	381	417	342	420	314	315	414	457	353
Forcible Entry	n/a	n/a	n/a	n/a	n/a	65	76	110	80	64
Land Use	n/a	n/a	n/a	n/a	n/a	4	4	1	3	8
Money Judgments	128	128	140	127	90	150	105	185	203	210
Small Claims	1,282	1,018	1,193	1,067	1,256	1,265	1,398	1,711	1,025	563
Protection From Abuse	118	110	130	155	161	194	201	194	220	227
Divorce	257	283	272	264	241	286	284	246	255	345
Protection From Harassment	n/a	n/a	n/a	n/a	n/a	138	146	71	37	69
Other Family Matters	n/a	n/a	n/a	n/a	n/a	55	38	64	68	57
Protective Custody	n/a	n/a	n/a	n/a	n/a	12	15	10	6	11
Mental Health	0	0	0	0	0	0	0	0	0	0
Sub Total	2,178	1,920	2,152	1,955	2,168	2,483	2,578	3,006	2,354	1,907
Juvenile	181	173	198	232	266	383	422	349	265	382
Criminal A,B,C	158	183	226	249	162	170	184	243	259	225
Criminal D,E	1,574	2,118	2,675	2,550	1,704	1,568	1,590	1,580	1,738	1,695
Traffic Criminal	1,380	993	711	747	1,680	2,776	2,947	2,841	1,955	1,535
Sub Total	3,293	3,467	3,810	3,778	3,812	4,897	5,143	5,013	4,217	3,837
Civil Violations/Traffic Inf.	2,927	2,850	4,957	5,315	5,168	4,995	5,118	4,452	4,286	2,198
TOTAL	8,398	8,237	10,919	11,048	11,148	12,375	12,839	12,471	10,857	7,942

Case type definitions appear at the end of this section.

										TABLE DC-4 (con't.)									
										DISPOSITIONS									
										1983	1984	1985	1986	1987	1988	FY'89	FY'90	FY'91	FY'92
General Civil	804	741	668	698	731	743	687	573	810	658									
Forcible Entry	n/a	n/a	n/a	n/a	n/a	168	188	112	139	115									
Land Use	n/a	n/a	n/a	n/a	n/a	2	5	4	10	7									
Money Judgments	321	387	296	273	206	206	185	136	228	242									
Small Claims	1,500	1,600	1,371	1,166	1,357	1,632	1,799	1,563	1,995	599									
Protection From Abuse	171	193	190	217	191	246	226	169	248	308									
Divorce	474	472	441	391	395	475	514	407	515	419									
Protection From Harassment	n/a	n/a	n/a	n/a	n/a	254	261	71	49	68									
Other Family Matters	n/a	n/a	n/a	n/a	n/a	25	40	83	59	102									
Protective Custody	n/a	n/a	n/a	n/a	n/a	20	12	18	11	25									
Mental Health	222	445	483	573	516	436	376	445	408	317									
Sub Total	3,492	3,838	3,449	3,318	3,396	4,207	4,293	3,581	4,472	2,860									
Juvenile	229	255	210	211	224	218	276	267	297	278									
Criminal A,B,C	153	209	202	221	214	239	265	264	323	219									
Criminal D,E	1,414	1,540	1,930	1,870	1,303	1,352	1,615	1,926	2,078	2,148									
Traffic Criminal	1,785	1,655	2,548	2,669	2,872	3,209	3,413	3,298	2,771	2,106									
Sub Total	3,581	3,659	4,890	4,971	4,613	5,018	5,569	5,755	5,469	4,751									
Civil Violations/Traffic Inf.	6,220	5,986	9,564	10,875	11,531	10,117	9,032	7,669	7,459	4,204									
TOTAL	13,293	13,483	17,903	19,164	19,540	19,342	18,894	17,005	17,400	11,815									

DISTRICT VIII		FILINGS									
LEWISTON		1983	1984	1985	1986	1987	1988	FY'89	FY'90	FY'91	FY'92
General Civil		1,356	1,402	1,278	1,279	1,412	898	861	992	1,011	897
Forcible Entry		n/a	n/a	n/a	n/a	n/a	596	592	478	354	257
Land Use		n/a	n/a	n/a	n/a	n/a	13	17	20	9	14
Money Judgments		406	365	322	328	268	380	333	339	372	404
Small Claims		1,214	1,250	1,473	1,544	1,592	1,627	1,654	1,757	1,141	684
Protection From Abuse		357	424	478	467	504	366	420	554	677	669
Divorce		584	663	616	570	667	679	687	632	595	550
Protection From Harassment		n/a	n/a	n/a	n/a	n/a	546	584	309	298	330
Other Family Matters		n/a	n/a	n/a	n/a	n/a	132	132	101	167	156
Protective Custody		n/a	n/a	n/a	n/a	n/a	50	54	22	39	39
Mental Health		0	0	0	0	0	0	0	0	0	0
Sub Total		3,917	4,104	4,167	4,188	4,443	5,287	5,334	5,204	4,663	4,000
Juvenile		280	252	337	271	308	292	387	347	314	443
Criminal A,B,C		270	278	332	336	395	360	412	463	362	285
Criminal D,E		2,226	2,032	2,860	2,951	2,508	2,300	2,622	2,899	2,821	3,102
Traffic Criminal		3,574	2,624	3,313	2,763	4,781	4,544	4,718	4,656	4,059	3,139
Sub Total		6,350	5,186	6,842	6,321	7,990	7,496	8,139	8,365	7,556	8,969
Civil Violations/Traffic Inf.		7,567	8,585	11,952	10,459	11,495	11,508	10,573	9,657	10,302	5,967
TOTAL		17,834	17,875	22,981	20,968	23,928	24,291	24,046	23,226	22,521	16,936

DISTRICT IX		FILINGS									
BRIDGTON		1983	1984	1985	1986	1987	1988	FY'89	FY'90	FY'91	FY'92
General Civil		124	70	97	128	166	121	136	215	260	220
Forcible Entry		n/a	n/a	n/a	n/a	n/a	22	19	26	33	41
Land Use		n/a	n/a	n/a	n/a	n/a	5	6	6	0	2
Money Judgments		34	25	22	50	33	55	40	61	105	95
Small Claims		308	313	369	762	454	583	645	428	248	221
Protection From Abuse		21	36	58	56	42	43	51	62	84	106
Divorce		109	114	122	124	95	114	100	141	153	127
Protection From Harassment		n/a	n/a	n/a	n/a	n/a	51	58	44	25	50
Other Family Matters		n/a	n/a	n/a	n/a	n/a	8	11	13	19	19
Protective Custody		n/a	n/a	n/a	n/a	n/a	7	6	5	10	7
Mental Health		0	0	0	0	0	0	0	0	0	0
Sub Total		596	558	668	1,120	790	1,009	1,072	1,001	937	888
Juvenile		40	22	61	18	11	16	31	102	157	43
Criminal A,B,C		39	36	37	27	28	61	56	75	75	33
Criminal D,E		373	428	333	442	551	468	554	940	852	1,063
Traffic Criminal		924	793	621	685	1,173	1,136	1,273	1,496	1,343	1,023
Sub Total		1,376	1,279	1,052	1,172	1,763	1,681	1,914	2,613	2,427	2,162
Civil Violations/Traffic Inf.		1,183	1,151	859	1,047	2,166	3,075	2,844	3,192	3,849	2,165
		3,155	2,988	2,579	3,339	4,719	5,765	5,830	6,806	7,213	5,215

												TABLE DC-4 (con'l.)							
												DISPOSITIONS							
1983	1984	1985	1986	1987	1988	FY'89	FY'90	FY'91	FY'92	1983	1984	1985	1986	1987	1988	FY'89	FY'90	FY'91	FY'92
1,220	1,202	1,362	1,046	1,170	771	760	705	881	1,071	1,220	1,202	1,362	1,046	1,170	771	760	705	881	1,071
n/a	n/a	n/a	n/a	n/a	539	559	414	316	269	n/a	n/a	n/a	n/a	n/a	539	559	414	316	269
n/a	n/a	n/a	n/a	n/a	4	9	11	12	12	n/a	n/a	n/a	n/a	n/a	4	9	11	12	12
335	327	133	315	214	275	216	264	328	325	335	327	133	315	214	275	216	264	328	325
1,277	1,041	1,493	1,385	1,358	1,442	1,448	1,652	1,208	782	1,277	1,041	1,493	1,385	1,358	1,442	1,448	1,652	1,208	782
276	333	406	458	504	378	412	557	648	639	276	333	406	458	504	378	412	557	648	639
687	759	724	787	731	911	717	590	462	545	687	759	724	787	731	911	717	590	462	545
n/a	n/a	n/a	n/a	n/a	537	587	312	307	282	n/a	n/a	n/a	n/a	n/a	537	587	312	307	282
n/a	n/a	n/a	n/a	n/a	130	125	63	78	83	n/a	n/a	n/a	n/a	n/a	130	125	63	78	83
n/a	n/a	n/a	n/a	n/a	62	62	30	17	37	n/a	n/a	n/a	n/a	n/a	62	62	30	17	37
0	0	0	0	0	0	0	0	0	0	0	0	0	0	0	0	0	0	0	0
3,795	3,662	4,118	3,991	3,977	5,049	4,895	4,598	4,257	4,045	3,795	3,662	4,118	3,991	3,977	5,049	4,895	4,598	4,257	4,045
396	282	291	271	176	199	276	447	297	398	396	282	291	271	176	199	276	447	297	398
213	192	385	241	341	315	316	447	384	318	213	192	385	241	341	315	316	447	384	318
1,929	1,926	2,047	2,797	2,252	1,972	2,235	4,081	2,648	3,633	1,929	1,926	2,047	2,797	2,252	1,972	2,235	4,081	2,648	3,633
3,567	2,533	2,838	2,949	4,040	4,409	4,440	5,193	4,420	3,644	3,567	2,533	2,838	2,949	4,040	4,409	4,440	5,193	4,420	3,644
6,105	4,933	5,561	6,258	6,809	6,895	7,267	10,188	7,749	7,993	6,105	4,933	5,561	6,258	6,809	6,895	7,267	10,188	7,749	7,993
6,979	8,226	10,778	10,675	10,175	11,076	10,131	12,003	10,724	7,246	6,979	8,226	10,778	10,675	10,175	11,076	10,131	12,003	10,724	7,246
16,879	16,821	20,457	20,924	20,961	23,020	22,293	26,769	22,730	19,284	16,879	16,821	20,457	20,924	20,961	23,020	22,293	26,769	22,730	19,284

Case type definitions appear at the end of this section.

**DISTRICT IX
PORTLAND**

	FILINGS									
	1983	1984	1985	1986	1987	1988	FY'89	FY'90	FY'91	FY'92
General Civil	2,955	2,871	2,799	2,846	3,062	2,331	2,340	2,600	2,532	2,266
Forcible Entry	n/a	n/a	n/a	n/a	n/a	860	916	825	763	866
Land Use	n/a	n/a	n/a	n/a	n/a	4	8	2	17	7
Money Judgments	943	768	782	847	796	1,029	1,090	1,003	860	800
Small Claims	3,039	2,625	3,073	2,956	3,187	3,198	3,403	3,732	2,376	1,552
Protection From Abuse	332	344	349	414	497	385	425	529	679	696
Divorce	1,069	1,219	1,245	1,084	1,184	1,118	1,080	1,032	1,021	1,107
Protection From Harassment	n/a	n/a	n/a	n/a	n/a	243	293	258	282	411
Other Family Matters	n/a	n/a	n/a	n/a	n/a	183	214	234	162	181
Protective Custody	n/a	n/a	n/a	n/a	n/a	92	72	63	68	91
Mental Health	184	248	215	261	236	245	209	312	255	279
Sub Total	8,522	8,075	8,463	8,408	8,962	9,688	10,050	10,590	9,015	8,256
Juvenile	462	397	454	446	698	561	610	555	529	490
Criminal A,B,C	586	548	661	762	912	982	1,079	925	892	696
Criminal D,E	4,256	4,520	5,350	6,176	4,796	5,115	5,167	5,585	5,336	5,445
Traffic Criminal	9,700	8,011	8,387	9,327	12,674	13,593	14,261	13,458	8,893	7,223
Sub Total	15,004	13,476	14,852	16,711	19,080	20,251	21,117	20,523	15,650	13,854
Civil Violations/Traffic Inf.	20,818	19,506	21,826	30,991	30,215	37,775	35,887	32,466	35,436	18,584
TOTAL	44,344	41,057	45,141	56,110	58,257	67,714	67,054	63,579	60,101	40,694

**DISTRICT X
BIDDEFORD**

	FILINGS									
	1983	1984	1985	1986	1987	1988	FY'89	FY'90	FY'91	FY'92
General Civil	675	681	764	738	869	571	626	859	802	618
Forcible Entry	n/a	n/a	n/a	n/a	n/a	230	211	183	188	213
Land Use	n/a	n/a	n/a	n/a	n/a	28	29	17	22	5
Money Judgments	157	143	140	168	190	202	186	189	219	233
Small Claims	1,610	1,673	1,358	1,273	1,240	1,434	1,375	1,657	1,145	829
Protection From Abuse	118	140	157	171	235	207	239	207	314	331
Divorce	405	448	484	449	449	367	414	428	341	357
Protection From Harassment	n/a	n/a	n/a	n/a	n/a	255	352	267	277	253
Other Family Matters	n/a	n/a	n/a	n/a	n/a	69	81	145	81	77
Protective Custody	n/a	n/a	n/a	n/a	n/a	40	42	25	57	26
Mental Health	0	0	0	0	0	0	0	0	0	0
Sub Total	2,965	3,085	2,903	2,799	2,983	3,403	3,555	3,977	3,446	2,742
Juvenile	271	288	413	298	499	544	447	739	402	251
Criminal A,B,C	282	292	255	397	390	508	550	377	300	374
Criminal D,E	1,499	1,818	2,843	2,352	2,275	2,884	2,875	2,378	2,159	2,140
Traffic Criminal	3,961	3,936	4,819	5,046	6,394	6,192	6,575	5,253	4,377	3,480
Sub Total	6,013	6,334	8,330	8,093	9,558	10,128	10,447	8,747	7,238	6,245
Civil Violations/Traffic Inf.	7,653	8,696	10,182	11,468	13,386	16,851	16,474	12,262	12,809	6,237
TOTAL	16,631	18,115	21,415	22,360	25,927	30,382	30,476	24,986	23,493	15,224

Case type definitions appear at the end of this section.

TABLE DC-4
(con't.)

	DISPOSITIONS									
	1983	1984	1985	1986	1987	1988	FY'89	FY'90	FY'91	FY'92
General Civil	3,520	4,123	3,228	3,525	3,603	2,550	2,226	3,138	2,371	1,905
Forcible Entry	n/a	n/a	n/a	n/a	n/a	813	678	628	658	773
Land Use	n/a	n/a	n/a	n/a	n/a	0	1	1	9	12
Money Judgments	1,192	738	505	1,623	2,077	2,245	1,615	146	74	132
Small Claims	2,584	2,537	2,806	2,431	2,939	3,016	2,907	3,355	2,691	1,503
Protection From Abuse	457	271	226	365	479	341	431	401	639	665
Divorce	1,080	1,023	1,069	940	1,227	1,014	1,044	719	1,035	996
Protection From Harassment	n/a	n/a	n/a	n/a	n/a	173	284	199	232	388
Other Family Matters	n/a	n/a	n/a	n/a	n/a	80	82	27	43	98
Protective Custody	n/a	n/a	n/a	n/a	n/a	62	45	32	45	52
Mental Health	202	248	217	263	184	229	175	288	238	265
Sub Total	9,035	8,940	8,051	9,147	10,509	10,523	9,488	8,934	8,035	6,789
Juvenile	418	437	388	367	507	664	579	492	492	524
Criminal A,B,C	496	455	551	535	918	876	1,020	828	885	737
Criminal D,E	5,045	2,643	3,610	2,978	3,742	4,332	4,823	4,963	4,911	5,250
Traffic Criminal	11,650	9,090	8,688	8,543	11,395	12,333	13,737	13,192	8,671	6,972
Sub Total	17,609	12,625	13,237	12,423	16,562	18,205	20,159	19,475	14,959	13,483
Civil Violations/Traffic Inf.	19,069	19,293	22,134	28,986	29,061	35,663	35,910	32,927	32,531	21,417
TOTAL	45,713	40,858	43,422	50,556	56,132	64,391	65,557	61,336	55,525	41,689

DISTRICT X SPRINGVALE	FILINGS									
	1983	1984	1985	1986	1987	1988	FY'89	FY'90	FY'91	FY'92
General Civil	264	303	331	349	350	350	378	446	401	354
Forcible Entry	n/a	n/a	n/a	n/a	n/a	74	82	91	61	99
Land Use	n/a	n/a	n/a	n/a	n/a	3	20	12	15	5
Money Judgments	47	54	59	96	82	136	104	142	151	95
Small Claims	696	869	777	766	703	498	666	847	614	255
Protection From Abuse	90	105	88	104	134	136	153	165	203	220
Divorce	266	298	288	274	300	274	270	315	301	287
Protection From Harassment	n/a	n/a	n/a	n/a	n/a	39	46	84	146	168
Other Family Matters	n/a	n/a	n/a	n/a	n/a	35	47	55	28	41
Protective Custody	n/a	n/a	n/a	n/a	n/a	20	18	22	30	23
Mental Health	0	1	0	0	0	0	0	0	0	0
Sub Total	1,363	1,630	1,543	1,589	1,569	1,565	1,784	2,179	1,950	1,547
Juvenile	149	189	297	257	199	331	326	234	381	429
Criminal A,B,C	179	222	265	254	213	378	356	322	288	209
Criminal D,E	948	1,023	1,494	1,527	1,396	1,457	1,400	1,569	1,620	1,586
Traffic Criminal	2,071	1,599	2,092	2,535	2,442	2,438	2,456	2,417	2,292	1,891
Sub Total	3,347	3,033	4,148	4,573	4,250	4,604	4,538	4,542	4,581	4,115
Civil Violations/Traffic Inf.	2,985	2,582	2,368	2,818	3,572	3,967	3,923	3,714	4,480	3,158
TOTAL	7,675	7,245	8,059	8,980	9,391	10,136	10,245	10,435	11,011	8,820

DISTRICT X YORK	FILINGS									
	1983	1984	1985	1986	1987	1988	FY'89	FY'90	FY'91	FY'92
General Civil	209	211	205	216	226	220	225	384	422	335
Forcible Entry	n/a	n/a	n/a	n/a	n/a	41	34	43	38	39
Land Use	n/a	n/a	n/a	n/a	n/a	4	2	3	10	1
Money Judgments	40	40	40	47	66	59	56	50	83	82
Small Claims	346	428	452	350	347	411	381	422	435	225
Protection From Abuse	37	44	58	55	64	53	38	42	84	86
Divorce	154	174	179	155	175	223	214	194	198	191
Protection From Harassment	n/a	n/a	n/a	n/a	n/a	17	30	43	57	56
Other Family Matters	n/a	n/a	n/a	n/a	n/a	8	7	12	12	31
Protective Custody	n/a	n/a	n/a	n/a	n/a	4	2	2	6	8
Mental Health	0	0	0	0	0	0	0	0	0	0
Sub Total	786	897	934	823	878	1,040	989	1,195	1,345	1,054
Juvenile	52	51	86	65	85	122	145	115	183	157
Criminal A,B,C	127	104	127	103	199	214	273	307	286	242
Criminal D,E	626	650	738	561	603	708	753	871	835	663
Traffic Criminal	5,719	5,689	6,240	5,723	5,157	6,660	7,239	6,802	7,012	6,009
Sub Total	6,524	6,494	7,191	6,452	6,044	7,704	8,410	8,095	8,316	7,071
Civil Violations/Traffic Inf.	4,493	5,787	6,793	6,847	7,831	7,245	7,144	7,962	9,709	4,428
TOTAL	11,803	13,178	14,918	14,122	14,753	15,989	16,543	17,252	19,370	12,553

Case type definitions appear at the end of this section.

TABLE DC-4 (con't.)									
DISPOSITIONS									
1983	1984	1985	1986	1987	1988	FY'89	FY'90	FY'91	FY'92
210	226	449	436	307	280	269	341	340	292
n/a	n/a	n/a	n/a	n/a	71	75	86	56	108
n/a	n/a	n/a	n/a	n/a	1	16	16	12	4
28	24	33	34	62	93	87	91	114	76
366	484	555	512	485	593	426	664	598	194
84	74	123	98	119	90	91	120	159	158
229	242	349	265	238	309	279	265	312	246
n/a	n/a	n/a	n/a	n/a	24	30	61	108	121
n/a	n/a	n/a	n/a	n/a	18	27	35	15	21
n/a	n/a	n/a	n/a	n/a	22	23	11	22	4
0	1	0	0	0	0	0	0	0	0
917	1,051	1,509	1,345	1,211	1,501	1,323	1,690	1,734	1,224
145	117	200	200	180	228	299	206	208	331
163	179	210	220	174	286	333	286	287	223
913	955	1,225	1,318	1,226	1,371	1,329	1,434	1,467	1,529
2,038	1,610	1,995	2,509	2,404	2,595	2,492	2,422	2,476	1,976
3,259	2,861	3,630	4,247	3,984	4,480	4,453	4,348	4,438	4,059
2,921	2,806	2,330	2,738	3,511	4,338	3,986	3,722	4,497	3,329
7,097	6,518	7,469	8,330	8,706	10,319	9,762	9,760	10,669	8,612

DISPOSITIONS									
1983	1984	1985	1986	1987	1988	FY'89	FY'90	FY'91	FY'92
206	206	189	166	175	164	130	258	312	262
n/a	n/a	n/a	n/a	n/a	29	31	26	27	33
n/a	n/a	n/a	n/a	n/a	1	1	3	3	0
33	48	43	31	45	58	56	44	63	75
307	382	483	386	308	362	361	359	399	231
32	35	58	40	42	40	29	32	58	86
176	125	167	130	126	180	197	161	201	189
n/a	n/a	n/a	n/a	n/a	15	19	35	43	57
n/a	n/a	n/a	n/a	n/a	3	4	7	7	6
n/a	n/a	n/a	n/a	n/a	0	1	2	3	2
0	0	0	0	0	0	0	0	0	0
754	794	940	753	696	852	829	927	1,116	941
45	53	46	41	40	102	152	93	125	210
108	80	94	110	108	153	215	230	265	230
588	530	508	549	432	656	687	838	1,054	857
5,447	5,235	6,030	6,158	5,061	6,450	6,803	6,662	8,652	7,749
6,188	5,898	6,678	6,858	5,641	7,361	7,857	7,823	10,096	9,046
4,381	5,489	6,366	7,112	8,229	7,693	7,181	7,955	11,253	6,548
11,323	12,181	13,984	14,723	14,566	15,906	15,867	16,705	22,465	16,535

DISTRICT XI		FILINGS									
LIVERMORE FALLS		1983	1984	1985	1986	1987	1988	FY'89	FY'90	FY'91	FY'92
General Civil	35	52	47	58	58	56	52	57	63	47	
Forcible Entry	n/a	n/a	n/a	n/a	n/a	16	17	17	10	5	
Land Use	n/a	n/a	n/a	n/a	n/a	2	2	0	0	2	
Money Judgments	9	20	21	17	24	17	16	26	23	25	
Small Claims	207	202	220	276	245	226	214	302	128	67	
Protection From Abuse	11	12	24	20	41	31	38	41	39	48	
Divorce	50	48	56	47	57	52	53	51	61	43	
Protection From Harassment	n/a	n/a	n/a	n/a	n/a	31	33	24	27	26	
Other Family Matters	n/a	n/a	n/a	n/a	n/a	5	8	6	8	12	
Protective Custody	n/a	n/a	n/a	n/a	n/a	3	2	1	2	4	
Mental Health	0	0	0	0	0	0	0	0	0	0	
Sub Total	312	334	368	418	425	439	435	525	361	279	
Juvenile	15	28	27	58	27	19	18	45	25	21	
Criminal A,B,C	28	18	23	21	14	24	28	42	42	24	
Criminal D,E	196	139	183	254	226	241	269	264	286	288	
Traffic Criminal	369	318	328	358	571	649	666	557	459	416	
Sub Total	608	503	561	691	838	933	981	908	812	749	
Civil Violations/Traffic Inf.	616	740	589	592	773	1,033	1,138	1,046	1,047	592	
TOTAL	1,536	1,577	1,518	1,701	2,036	2,405	2,554	2,479	2,220	1,620	

DISTRICT XI		FILINGS									
BUMFORD		1983	1984	1985	1986	1987	1988	FY'89	FY'90	FY'91	FY'92
General Civil	122	101	156	174	199	141	156	158	169	158	
Forcible Entry	n/a	n/a	n/a	n/a	n/a	22	35	24	21	15	
Land Use	n/a	n/a	n/a	n/a	n/a	0	0	0	0	0	
Money Judgments	73	101	98	90	87	92	80	75	63	75	
Small Claims	761	665	741	882	1,002	587	545	701	456	373	
Protection From Abuse	10	37	42	68	75	55	48	56	68	86	
Divorce	112	118	115	120	106	108	120	117	117	99	
Protection From Harassment	n/a	n/a	n/a	n/a	n/a	73	82	43	43	50	
Other Family Matters	n/a	n/a	n/a	n/a	n/a	22	14	11	29	18	
Protective Custody	n/a	n/a	n/a	n/a	n/a	3	4	3	1	4	
Mental Health	0	0	0	0	0	0	0	0	0	0	
Sub Total	1,078	1,022	1,152	1,334	1,469	1,103	1,084	1,188	967	878	
Juvenile	78	48	83	77	56	82	78	118	69	63	
Criminal A,B,C	38	41	46	24	37	43	51	122	72	71	
Criminal D,E	404	370	446	542	482	440	463	714	717	774	
Traffic Criminal	665	550	613	594	885	840	956	936	822	623	
Sub Total	1,183	1,009	1,188	1,237	1,460	1,405	1,548	1,890	1,680	1,531	
Civil Violations/Traffic Inf.	997	712	735	896	1,185	1,222	1,517	1,703	2,194	983	
TOTAL	3,258	2,743	3,075	3,467	4,114	3,730	4,149	4,781	4,841	3,392	

												TABLE DC-4 (con't.)							
												DISPOSITIONS							
1983	1984	1985	1986	1987	1988	FY'89	FY'90	FY'91	FY'92	1983	1984	1985	1986	1987	1988	FY'89	FY'90	FY'91	FY'92
45	47	55	51	51	61	61	63	52	58	n/a	n/a	n/a	n/a	n/a	16	17	13	9	8
n/a	n/a	n/a	n/a	n/a	0	0	1	0	3	n/a	n/a	n/a	n/a	n/a	0	0	1	0	3
17	28	21	12	12	31	30	24	28	31	17	28	21	12	12	31	30	24	28	31
224	191	219	254	205	246	215	301	175	105	12	11	18	21	39	26	37	41	32	54
55	45	57	57	46	54	56	53	62	48	n/a	n/a	n/a	n/a	n/a	28	29	25	26	23
n/a	n/a	n/a	n/a	n/a	2	3	2	1	15	n/a	n/a	n/a	n/a	n/a	2	3	2	1	15
n/a	n/a	n/a	n/a	n/a	3	1	0	3	3	n/a	n/a	n/a	n/a	n/a	3	1	0	3	3
0	0	0	0	0	0	0	0	0	0	0	0	0	0	0	0	0	0	0	0
353	322	370	395	353	467	449	523	388	348	16	28	23	48	37	29	22	30	39	16
18	18	26	22	16	32	31	36	40	28	18	18	26	22	16	32	31	36	40	28
171	148	191	232	196	225	220	279	288	281	171	148	191	232	196	225	220	279	288	281
329	353	336	350	511	621	645	552	505	431	329	353	336	350	511	621	645	552	505	431
534	547	576	652	760	907	918	897	872	756	534	547	576	652	760	907	918	897	872	756
574	729	602	576	744	1,088	1,156	1,042	1,106	688	574	729	602	576	744	1,088	1,156	1,042	1,106	688
1,461	1,598	1,548	1,623	1,857	2,462	2,523	2,462	2,366	1,792	1,461	1,598	1,548	1,623	1,857	2,462	2,523	2,462	2,366	1,792

												DISPOSITIONS							
1983	1984	1985	1986	1987	1988	FY'89	FY'90	FY'91	FY'92	1983	1984	1985	1986	1987	1988	FY'89	FY'90	FY'91	FY'92
152	87	171	163	211	161	171	169	140	173	n/a	n/a	n/a	n/a	n/a	21	36	19	23	13
n/a	n/a	n/a	n/a	n/a	0	0	0	0	0	n/a	n/a	n/a	n/a	n/a	0	0	0	0	0
156	85	79	145	136	108	74	94	65	65	156	85	79	145	136	108	74	94	65	65
799	727	690	832	1,033	844	537	703	540	310	7	24	50	73	68	67	53	58	63	84
121	105	122	97	139	116	112	117	99	111	n/a	n/a	n/a	n/a	n/a	73	90	46	41	49
n/a	n/a	n/a	n/a	n/a	9	10	9	12	16	n/a	n/a	n/a	n/a	n/a	9	10	9	12	16
n/a	n/a	n/a	n/a	n/a	0	0	3	2	1	n/a	n/a	n/a	n/a	n/a	0	0	3	2	1
0	0	0	0	0	0	0	0	0	0	0	0	0	0	0	0	0	0	0	0
1,235	1,028	1,112	1,310	1,587	1,199	1,083	1,218	985	822	52	53	70	92	59	75	74	81	91	69
12	46	13	12	112	41	34	100	81	69	12	46	13	12	112	41	34	100	81	69
384	344	386	500	409	318	390	628	720	739	384	344	386	500	409	318	390	628	720	739
626	510	565	555	780	720	893	853	861	657	626	510	565	555	780	720	893	853	861	657
1,074	953	1,034	1,159	1,360	1,154	1,391	1,662	1,753	1,534	1,074	953	1,034	1,159	1,360	1,154	1,391	1,662	1,753	1,534
968	719	745	873	1,117	1,140	1,502	1,667	2,189	1,119	968	719	745	873	1,117	1,140	1,502	1,667	2,189	1,119
3,277	2,700	2,891	3,342	4,064	3,493	3,976	4,547	4,927	3,475	3,277	2,700	2,891	3,342	4,064	3,493	3,976	4,547	4,927	3,475

Case type definitions appear at the end of this section.

DISTRICT XI SOUTH PARIS	FILINGS									
	1983	1984	1985	1986	1987	1988	FY'89	FY'90	FY'91	FY'92
General Civil	97	153	147	210	243	162	165	203	200	180
Forcible Entry	n/a	n/a	n/a	n/a	n/a	41	28	42	19	16
Land Use	n/a	n/a	n/a	n/a	n/a	0	1	1	1	2
Money Judgments	24	26	39	64	56	98	85	96	80	91
Small Claims	1,372	827	1,335	1,528	1,827	1,526	1,887	1,670	1,108	792
Protection From Abuse	29	44	43	74	75	68	91	97	120	117
Divorce	113	144	152	157	163	145	158	151	161	137
Protection From Harassment	n/a	n/a	n/a	n/a	n/a	82	83	37	12	6
Other Family Matters	n/a	n/a	n/a	n/a	n/a	19	24	12	20	18
Protective Custody	n/a	n/a	n/a	n/a	n/a	5	2	9	5	9
Mental Health	0	0	0	0	0	0	0	0	0	0
Sub Total	1,635	1,196	1,716	2,033	2,364	2,146	2,524	2,318	1,726	1,368
Juvenile	83	56	92	76	27	92	55	174	85	183
Criminal A,B,C	62	58	78	56	49	32	45	85	120	104
Criminal D,E	246	227	368	404	368	439	496	480	605	645
Traffic Criminal	620	571	556	533	685	623	682	660	573	604
Sub Total	1,011	912	1,094	1,069	1,129	1,186	1,278	1,399	1,383	1,536
Civil Violations/Traffic Inf.	543	685	703	938	960	1,301	1,358	1,109	1,431	941
TOTAL	3,189	2,793	3,513	4,040	4,453	4,633	5,160	4,826	4,540	3,845

DISTRICT XII FARMINGTON	FILINGS									
	1983	1984	1985	1986	1987	1988	FY'89	FY'90	FY'91	FY'92
General Civil	186	195	238	226	227	197	215	292	259	215
Forcible Entry	n/a	n/a	n/a	n/a	n/a	39	38	31	30	34
Land Use	n/a	n/a	n/a	n/a	n/a	0	0	0	1	0
Money Judgments	87	83	87	72	64	76	93	123	133	91
Small Claims	826	893	924	773	682	672	771	742	502	217
Protection From Abuse	26	40	42	48	58	81	89	96	107	118
Divorce	142	169	154	153	146	163	165	163	180	168
Protection From Harassment	n/a	n/a	n/a	n/a	n/a	21	32	41	54	18
Other Family Matters	n/a	n/a	n/a	n/a	n/a	35	16	21	29	21
Protective Custody	n/a	n/a	n/a	n/a	n/a	6	7	8	8	12
Mental Health	0	0	0	0	0	0	0	0	0	0
Sub Total	1,267	1,380	1,445	1,272	1,177	1,290	1,426	1,517	1,303	892
Juvenile	39	55	60	66	52	70	86	48	92	30
Criminal A,B,C	82	131	85	80	85	101	104	103	120	63
Criminal D,E	403	461	538	576	668	718	863	702	619	635
Traffic Criminal	1,003	892	919	914	1,034	1,076	1,125	1,067	1,010	949
Sub Total	1,527	1,539	1,602	1,636	1,839	1,965	2,178	1,920	1,841	1,677
Civil Violations/Traffic Inf.	1,646	1,713	1,697	1,382	1,512	2,018	2,158	1,892	2,450	1,144
TOTAL	4,440	4,632	4,744	4,290	4,528	5,273	5,762	5,329	5,594	3,713

Case type definitions appear at the end of this section.

TABLE DC-4 (con't.)									
DISPOSITIONS									
1983	1984	1985	1986	1987	1988	FY'89	FY'90	FY'91	FY'92
144	118	117	207	179	176	165	176	210	184
n/a	n/a	n/a	n/a	n/a	42	27	39	18	18
n/a	n/a	n/a	n/a	n/a	0	0	2	1	2
18	26	32	39	44	61	41	47	69	96
1,202	836	1,111	1,480	1,663	1,327	1,542	1,445	1,328	820
24	38	41	74	72	54	81	72	102	124
134	137	141	155	158	160	148	135	171	166
n/a	n/a	n/a	n/a	n/a	64	48	23	11	39
n/a	n/a	n/a	n/a	n/a	13	13	7	17	18
n/a	n/a	n/a	n/a	n/a	4	2	5	6	5
0	0	0	0	0	0	0	0	0	0
1,522	1,155	1,442	1,955	2,116	1,901	2,067	1,951	1,933	1,472
99	47	86	73	14	51	42	165	81	162
51	62	71	59	39	32	35	71	124	96
265	194	313	387	340	323	432	438	524	689
552	535	535	503	626	473	635	623	565	591
967	838	1,005	1,022	1,019	879	1,144	1,297	1,294	1,538
559	634	672	871	897	1,136	1,384	1,369	1,394	1,047
3,048	2,627	3,119	3,848	4,032	3,916	4,595	4,317	4,621	4,057
DISPOSITIONS									
1983	1984	1985	1986	1987	1988	FY'89	FY'91	FY'90	FY'92
199	188	206	230	196	214	208	264	228	217
n/a	n/a	n/a	n/a	n/a	32	32	33	27	38
n/a	n/a	n/a	n/a	n/a	0	0	0	1	0
103	81	85	72	71	61	74	112	199	157
904	795	921	846	675	691	817	715	605	257
24	36	37	50	53	68	83	93	99	95
119	154	124	154	146	149	142	146	148	181
n/a	n/a	n/a	n/a	n/a	21	33	33	52	11
n/a	n/a	n/a	n/a	n/a	18	20	16	25	14
n/a	n/a	n/a	n/a	n/a	1	1	9	7	10
0	0	0	0	0	0	0	0	0	0
1,349	1,254	1,373	1,352	1,141	1,253	1,410	1,421	1,311	930
61	44	60	71	72	39	81	48	81	31
76	90	115	84	86	78	95	101	102	70
406	443	560	544	628	619	800	695	547	659
956	888	903	889	1,025	984	1,112	1,035	951	1,076
1,499	1,465	1,638	1,588	1,811	1,720	2,088	1,879	1,681	1,836
1,572	1,761	1,666	1,382	1,552	1,958	2,087	1,924	2,433	1,300
4,420	4,480	4,677	4,322	4,504	4,931	5,585	5,224	5,425	4,066

DISTRICT XII		FILINGS									
SKOWHEGAN		1983	1984	1985	1986	1987	1988	FY'89	FY'90	FY'91	FY'92
General Civil		359	463	404	424	453	338	330	371	459	405
Forcible Entry		n/a	n/a	n/a	n/a	n/a	71	87	81	73	72
Land Use		n/a	n/a	n/a	n/a	n/a	8	8	3	3	4
Money Judgments		193	202	183	174	133	177	168	195	227	222
Small Claims		1,330	1,396	1,266	1,593	1,435	1,313	1,221	1,386	779	421
Protection From Abuse		115	125	141	160	170	185	214	266	293	244
Divorce		238	263	251	235	265	305	287	290	288	270
Protection From Harassment		n/a	n/a	n/a	n/a	n/a	145	177	119	117	72
Other Family Matters		n/a	n/a	n/a	n/a	n/a	58	62	73	73	66
Protective Custody		n/a	n/a	n/a	n/a	n/a	31	24	22	25	18
Mental Health		0	0	0	0	0	0	0	0	0	0
Sub Total		2,235	2,455	2,245	2,586	2,456	2,631	2,578	2,806	2,337	1,794
Juvenile		134	176	156	159	379	336	396	389	187	423
Criminal A,B,C		188	146	167	168	207	217	229	305	336	360
Criminal D,E		1,053	1,054	1,035	1,235	1,432	1,532	1,770	1,728	1,618	1,658
Traffic Criminal		1,978	1,617	2,035	2,044	1,955	2,384	2,519	2,562	2,616	2,260
Sub Total		3,353	2,993	3,393	3,606	3,973	4,469	4,914	4,984	4,757	4,701
Civil Violations/Traffic Inf.		2,716	3,221	3,038	2,984	2,995	3,615	3,742	3,173	4,805	2,729
TOTAL		8,304	8,669	8,870	9,176	9,424	10,715	11,234	10,963	11,899	9,224

DISTRICT XIII		FILINGS									
DOVER-FOXCROFT		1983	1984	1985	1986	1987	1988	FY'89	FY'90	FY'91	FY'92
General Civil		103	84	96	96	100	91	83	130	137	103
Forcible Entry		n/a	n/a	n/a	n/a	n/a	19	22	19	22	20
Land Use		n/a	n/a	n/a	n/a	n/a	0	1	2	1	1
Money Judgments		42	33	37	40	39	48	40	77	83	61
Small Claims		325	349	392	438	396	430	422	537	286	153
Protection From Abuse		26	60	46	66	77	96	90	84	94	91
Divorce		134	130	125	112	149	145	120	130	139	130
Protection From Harassment		n/a	n/a	n/a	n/a	n/a	55	60	25	32	25
Other Family Matters		n/a	n/a	n/a	n/a	n/a	21	25	16	28	20
Protective Custody		n/a	n/a	n/a	n/a	n/a	14	17	21	11	19
Mental Health		1	1	2	4	3	2	1	2	3	0
Sub Total		631	657	698	756	764	921	881	1,043	836	623
Juvenile		65	42	57	20	57	124	117	69	62	91
Criminal A,B,C		89	83	98	84	87	60	66	84	93	106
Criminal D,E		707	664	693	721	771	680	635	697	720	830
Traffic Criminal		640	567	585	595	812	853	832	869	595	511
Sub Total		1,481	1,356	1,433	1,420	1,727	1,717	1,650	1,719	1,470	1,538
Civil Violations/Traffic Inf.		949	1,035	1,187	1,287	1,733	1,849	1,756	1,622	1,558	831
TOTAL		3,061	3,048	3,318	3,463	4,224	4,487	4,287	4,384	3,864	2,992

TABLE DC-4 (con't.)									
DISPOSITIONS									
1983	1984	1985	1986	1987	1988	FY'89	FY'90	FY'91	FY'92
403	441	413	393	371	378	294	344	360	435
n/a	n/a	n/a	n/a	n/a	65	85	79	63	66
n/a	n/a	n/a	n/a	n/a	3	9	3	1	4
195	154	321	177	126	187	132	184	177	194
1,260	1,429	1,181	1,719	1,349	1,214	1,231	1,423	986	359
105	108	144	151	161	158	193	246	251	207
236	272	247	204	244	290	257	267	233	290
n/a	n/a	n/a	n/a	n/a	120	144	116	108	79
n/a	n/a	n/a	n/a	n/a	47	53	64	64	55
n/a	n/a	n/a	n/a	n/a	20	29	17	13	25
0	0	0	0	0	0	0	0	0	0
2,199	2,404	2,306	2,644	2,251	2,482	2,427	2,743	2,256	1,714
110	165	143	124	290	341	322	415	214	298
195	125	146	118	169	189	218	220	296	324
932	1,003	1,026	1,194	1,151	1,269	1,568	1,575	1,518	1,525
1,918	1,477	1,888	1,911	1,736	2,008	2,108	2,200	2,403	2,552
3,155	2,770	3,203	3,347	3,346	3,807	4,216	4,410	4,431	4,699
2,578	3,071	2,925	2,883	2,750	3,445	3,641	2,984	4,284	3,062
7,932	8,245	8,434	8,874	8,347	9,734	10,284	10,137	10,971	9,475
DISPOSITIONS									
1983	1984	1985	1986	1987	1988	FY'89	FY'90	FY'91	FY'92
134	87	105	115	102	88	89	109	165	124
n/a	n/a	n/a	n/a	n/a	19	21	24	30	18
n/a	n/a	n/a	n/a	n/a	0	0	3	1	0
41	41	34	36	34	44	45	91	106	61
339	303	442	434	364	433	391	559	350	204
28	44	39	63	67	91	88	89	113	89
147	132	128	103	174	137	119	111	151	154
n/a	n/a	n/a	n/a	n/a	49	54	29	38	25
n/a	n/a	n/a	n/a	n/a	12	16	13	15	32
n/a	n/a	n/a	n/a	n/a	9	12	19	10	20
1	1	2	4	3	2	1	2	2	0
690	608	750	755	744	884	836	1,049	981	727
58	37	43	44	46	79	132	65	52	91
81	79	103	91	69	61	69	73	83	92
711	629	721	732	760	695	595	656	627	754
666	566	543	638	792	826	880	784	570	476
1,516	1,311	1,410	1,505	1,667	1,661	1,676	1,578	1,332	1,413
973	1,060	1,222	1,332	1,771	1,858	1,852	1,558	1,532	894
3,179	2,979	3,382	3,592	4,182	4,403	4,364	4,185	3,845	3,034

Case type definitions appear at the end of this section.

DISTRICT XIII LINCOLN	FILINGS									
	1983	1984	1985	1986	1987	1988	FY'89	FY'90	FY'91	FY'92
General Civil	92	82	82	82	114	120	147	105	123	118
Forcible Entry	n/a	n/a	n/a	n/a	n/a	11	14	15	17	15
Land Use	n/a	n/a	n/a	n/a	n/a	1	1	0	0	0
Money Judgments	59	44	27	22	26	46	59	56	74	71
Small Claims	348	204	196	233	303	401	427	329	273	147
Protection From Abuse	4	3	0	23	19	36	34	32	48	50
Divorce	62	66	81	71	59	62	66	88	73	59
Protection From Harassment	n/a	n/a	n/a	n/a	n/a	5	14	15	10	22
Other Family Matters	n/a	n/a	n/a	n/a	n/a	27	21	21	14	14
Protective Custody	n/a	n/a	n/a	n/a	n/a	6	13	17	9	8
Mental Health	0	0	0	0	0	0	0	0	0	0
Sub Total	565	399	386	431	521	715	796	678	641	504
Juvenile	11	14	18	8	4	29	35	17	16	29
Criminal A,B,C	23	33	21	33	34	29	35	46	50	31
Criminal D,E	277	350	307	349	377	263	285	369	646	508
Traffic Criminal	407	495	483	495	701	698	661	665	350	386
Sub Total	718	892	829	885	1,116	1,019	1,016	1,097	1,062	954
Civil Violations/Traffic Inf.	1,885	1,936	1,846	1,769	2,073	2,639	2,514	2,316	2,395	1,398
TOTAL	3,168	3,227	3,061	3,085	3,710	4,373	4,326	4,091	4,098	2,856

DISTRICT XIII MILLINOCKET	FILINGS									
	1983	1984	1985	1986	1987	1988	FY'89	FY'90	FY'91	FY'92
General Civil	118	107	76	69	149	90	124	122	83	79
Forcible Entry	n/a	n/a	n/a	n/a	n/a	12	14	8	5	12
Land Use	n/a	n/a	n/a	n/a	n/a	0	0	0	0	0
Money Judgments	55	44	47	22	39	43	60	81	32	25
Small Claims	162	161	195	157	215	139	155	450	354	149
Protection From Abuse	18	20	19	25	17	38	41	21	25	47
Divorce	80	83	68	71	65	63	67	68	56	83
Protection From Harassment	n/a	n/a	n/a	n/a	n/a	27	32	23	11	30
Other Family Matters	n/a	n/a	n/a	n/a	n/a	29	22	22	6	10
Protective Custody	n/a	n/a	n/a	n/a	n/a	13	16	6	3	3
Mental Health	2	1	1	3	0	0	0	2	0	0
Sub Total	435	416	406	347	485	454	531	803	575	438
Juvenile	35	13	13	39	21	35	37	51	45	47
Criminal A,B,C	19	30	31	33	36	22	24	35	47	41
Criminal D,E	637	775	738	485	477	447	449	395	570	510
Traffic Criminal	435	325	345	441	581	498	492	507	484	341
Sub Total	1,126	1,143	1,127	998	1,115	1,002	1,002	988	1,146	939
Civil Violations/Traffic Inf.	863	806	941	1,339	1,516	1,617	1,459	976	1,121	569
TOTAL	2,424	2,365	2,474	2,684	3,116	3,073	2,992	2,767	2,842	1,946

Case type definitions appear at the end of this section.

											TABLE DC-4 (cont.)									
											DISPOSITIONS									
											1983	1984	1985	1986	1987	1988	FY'89	FY'90	FY'91	FY'92
General Civil	64	74	75	59	84	113	125	102	103	130	64	74	75	59	84	113	125	102	103	130
Forcible Entry	n/a	n/a	n/a	n/a	n/a	10	15	16	16	12	n/a	n/a	n/a	n/a	n/a	10	15	16	16	12
Land Use	n/a	n/a	n/a	n/a	n/a	0	0	1	0	1	n/a	n/a	n/a	n/a	n/a	0	0	1	0	1
Money Judgments	30	18	13	7	22	27	39	32	52	75	30	18	13	7	22	27	39	32	52	75
Small Claims	339	174	223	206	278	332	393	298	311	168	339	174	223	206	278	332	393	298	311	168
Protection From Abuse	1	2	0	15	13	33	32	31	50	49	1	2	0	15	13	33	32	31	50	49
Divorce	60	56	68	67	67	67	70	85	78	78	60	56	68	67	67	67	70	85	78	78
Protection From Harassment	n/a	n/a	n/a	n/a	n/a	4	14	13	10	19	n/a	n/a	n/a	n/a	n/a	4	14	13	10	19
Other Family Matters	n/a	n/a	n/a	n/a	n/a	5	14	9	39	20	n/a	n/a	n/a	n/a	n/a	5	14	9	39	20
Protective Custody	n/a	n/a	n/a	n/a	n/a	4	9	13	13	4	n/a	n/a	n/a	n/a	n/a	4	9	13	13	4
Mental Health	0	0	0	0	0	0	0	0	0	0	0	0	0	0	0	0	0	0	0	0
Sub Total	494	324	379	354	464	595	711	600	672	556	494	324	379	354	464	595	711	600	672	556
Juvenile	11	16	12	9	4	28	17	17	13	38	11	16	12	9	4	28	17	17	13	38
Criminal A,B,C	21	34	22	28	26	28	39	34	39	36	21	34	22	28	26	28	39	34	39	36
Criminal D,E	293	317	258	310	331	263	272	314	562	507	293	317	258	310	331	263	272	314	562	507
Traffic Criminal	400	461	390	466	619	610	615	666	341	401	400	461	390	466	619	610	615	666	341	401
Sub Total	725	828	682	813	980	929	943	1,031	955	982	725	828	682	813	980	929	943	1,031	955	982
Civil Violations/Traffic Inf.	1,932	1,854	1,807	1,710	2,142	2,650	2,558	2,331	2,644	1,526	1,932	1,854	1,807	1,710	2,142	2,650	2,558	2,331	2,644	1,526
TOTAL	3,151	3,006	2,868	2,877	3,586	4,174	4,212	3,962	4,271	3,064	3,151	3,006	2,868	2,877	3,586	4,174	4,212	3,962	4,271	3,064

DISTRICT XIII MILLINOCKET	DISPOSITIONS									
	1983	1984	1985	1986	1987	1988	FY'89	FY'90	FY'91	FY'92
General Civil	138	121	108	89	128	74	97	105	109	68
Forcible Entry	n/a	n/a	n/a	n/a	n/a	9	7	9	2	13
Land Use	n/a	n/a	n/a	n/a	n/a	0	0	0	0	0
Money Judgments	69	45	62	26	49	49	53	77	29	29
Small Claims	186	153	185	159	238	128	145	401	368	139
Protection From Abuse	16	18	12	18	13	35	39	22	24	49
Divorce	88	75	60	65	71	81	63	64	53	77
Protection From Harassment	n/a	n/a	n/a	n/a	n/a	25	30	24	12	26
Other Family Matters	n/a	n/a	n/a	n/a	n/a	9	18	18	15	11
Protective Custody	n/a	n/a	n/a	n/a	n/a	11	10	10	6	7
Mental Health	2	1	1	3	0	0	0	2	0	0
Sub Total	499	413	428	360	499	421	462	732	618	419
Juvenile	20	26	13	57	20	41	51	49	36	46
Criminal A,B,C	23	25	22	17	33	21	19	31	55	42
Criminal D,E	616	834	820	520	461	428	452	413	480	528
Traffic Criminal	410	318	305	336	540	459	471	478	489	333
Sub Total	1,069	1,203	1,160	930	1,054	949	993	971	1,060	949
Civil Violations/Traffic Inf.	784	906	1,009	1,497	1,614	1,645	1,498	1,088	1,273	642
TOTAL	2,352	2,522	2,597	2,787	3,167	3,015	2,953	2,791	2,951	2,010

DISTRICT COURT - WAIVERS

TABLE DC-5

		<u>1983</u>	<u>1984</u>	<u>1985</u>	<u>1986</u>	<u>1987</u>	<u>1988</u>	<u>FY'89</u>	<u>FY'90</u>	<u>FY'91</u>	<u>FY'92(b)</u>
DISTRICT 1:	Caribou	770	659	656	843	766	907	1,109	962	1,065	480
	Fort Kent	598	486	653	543	556	569	513	368	394	254
	Madawaska (a)	227	235	414	466	408	368	382	295	214	119
	Van Buren (a)	58	51	116	152	96	73	116	160	203	93
	Sub Total	1,653	1,431	1,839	2,004	1,826	1,917	2,120	1,785	1,876	946
DISTRICT 2:	Houlton (a)	1,689	1,200	1,321	1,596	1,955	2,024	1,912	1,349	1,697	808
	Presque Isle	1,197	1,231	1,055	1,264	1,497	1,244	1,354	1,292	1,623	1,055
	Sub Total	2,886	2,431	2,376	2,860	3,452	3,268	3,266	2,641	3,320	1,863
DISTRICT 3:	Bangor	3,704	4,717	6,693	8,363	9,036	7,576	7,377	7,398	7,082	3,842
	Newport	873	1,350	1,409	1,704	2,854	3,252	3,242	2,911	3,243	2,021
	Sub Total	4,577	6,067	8,102	10,067	11,890	10,828	10,619	10,309	10,325	5,863
DISTRICT 4:	Calais	1,002	863	897	832	858	1,366	1,596	1,788	1,477	1,006
	Machias	1,052	735	629	951	1,334	1,121	1,299	1,160	1,129	701
	Sub Total	2,054	1,598	1,526	1,783	2,192	2,487	2,895	2,948	2,606	1,707
DISTRICT 5:	Bar Harbor	345	346	625	560	626	754	983	808	714	352
	Belfast	1,218	914	1,289	1,171	2,218	1,841	2,100	1,542	1,459	1,022
	Ellsworth	2,735	2,364	2,117	2,476	2,768	2,868	3,111	3,232	3,121	1,522
	Sub Total	4,298	3,624	4,031	4,207	5,612	5,463	6,194	5,582	5,294	2,896
DISTRICT 6:	Bath/Brunswick	6,703	5,503	4,870	5,020	6,351	7,844	7,313	6,254	7,095	4,073
	Rockland	1,089	1,419	1,557	1,335	1,876	1,617	1,671	1,752	2,218	1,025
	Wiscasset	1,390	1,162	1,234	1,285	1,679	1,575	1,493	1,363	1,459	860
	Sub Total	9,182	8,084	7,661	7,640	9,906	11,036	10,477	9,369	10,772	5,958
DISTRICT 7:	Augusta (a)	2,429	2,922	8,027	8,818	9,377	7,885	6,944	6,009	5,479	3,102
	Waterville	2,205	2,642	4,451	4,769	4,313	3,982	4,243	3,318	3,393	2,023
	Sub Total	4,634	5,564	12,478	13,587	13,690	11,867	11,187	9,327	8,872	5,125
DISTRICT 8:	Lewiston	5,373	6,043	8,171	7,167	8,147	7,437	6,521	6,058	7,178	3,790
	Sub Total	5,373	6,043	8,171	7,167	8,147	7,437	6,521	6,058	7,178	3,790

DISTRICT COURT--WAIVERS

TABLE DC-5
(con't.)

	<u>1983</u>	<u>1984</u>	<u>1985</u>	<u>1986</u>	<u>1987</u>	<u>1988</u>	<u>FY'89</u>	<u>FY'90</u>	<u>FY'91</u>	<u>FY'92(b)</u>
DISTRICT 9: Bridgton	1,401	1,332	872	1,039	1,985	2,532	2,460	2,818	3,034	1,817
Portland (a)	7,021	16,977	20,174	27,568	27,295	31,622	30,983	28,374	25,452	13,948
Sub Total	8,422	18,309	21,046	28,607	29,280	34,154	33,443	31,192	28,486	15,765
DISTRICT 10: Biddeford (a)	6,003	6,569	8,663	9,679	11,347	13,041	13,438	10,198	10,227	6,075
Springvale	2,641	2,560	2,725	3,608	3,897	3,829	3,475	3,568	3,939	2,545
York	5,422	6,326	7,699	7,212	9,456	10,024	10,035	10,071	13,771	8,899
Sub Total	8,644	9,129	11,388	13,287	15,244	26,894	26,948	23,837	27,937	17,519
DISTRICT 11: Livermore Falls	500	552	606	545	627	806	840	707	701	471
Rumford	936	751	781	881	1,184	1,064	1,255	1,287	1,542	903
South Paris	455	494	452	552	550	763	846	654	757	629
Sub Total	1,891	1,797	1,839	1,978	2,361	2,633	2,941	2,648	3,000	2,003
DISTRICT 12: Farmington	1,696	1,770	1,572	1,472	1,557	1,594	1,675	1,347	1,933	1,267
Skowhegan	3,037	2,856	3,120	3,196	2,660	3,011	3,056	2,477	3,859	3,284
Sub Total	4,733	4,626	4,692	4,668	4,217	4,605	4,731	3,824	5,792	4,551
DISTRICT 13: Dover-Foxcroft	1,057	1,088	1,264	1,367	1,820	1,742	1,741	1,372	1,469	908
Lincoln	1,779	2,044	1,997	1,777	2,253	2,352	2,188	2,136	1,994	1,294
Millinocket (a)	930	1,074	1,187	1,313	1,438	1,420	1,218	792	916	530
Sub Total	3,766	4,206	4,448	4,457	5,511	5,514	5,147	4,300	4,379	2,732
TOTAL	62,113	72,909	89,597	102,312	113,328	128,103	126,489	113,820	119,837	70,718

Waivers are disposed cases in which the defendant waives a court appearance in favor of paying a fine. The bulk of these waivers are for civil violations and traffic infraction cases, but some marine resources, and fish and game waivers are also included.

(a) Incomplete waivers data was reported in each of these courts during 1983.

(b) Figures for FY'92 include only waivers handled by individual courts. Data reporting waivers processed by the District Court Violations Bureau (as of January 1, 1992) is unavailable for this period.

DISTRICT COURT CASE TYPE DEFINITIONS

GENERAL CIVIL: Includes all civil cases not separated out below, including reciprocal cases. Does not include civil violations which were formerly considered criminal cases.

FORCIBLE ENTRY: Includes all forcible entry and detainer cases.

LAND USE: Includes all land use cases under M.R.Civ.P.80K; applications for administrative inspection warrants under M.R.Civ.P.80E; and applications for survey and test warrants under M.R.Civ.P.80J.

MONEY JUDGMENTS: Includes disclosure cases involving the collection of civil judgments, but does not include small claims disclosures.

SMALL CLAIMS: Includes only small claims cases, does not include small claims disclosures.

PROTECTION FROM ABUSE: Includes protection from abuse cases under 19 M.R.S.A., Chapter 14.

DIVORCE: Includes all divorce cases, including foreign divorce judgments filed under the Uniform Child Custody Jurisdiction Act (19 M.R.S.A. §816) and under the Uniform Enforcement of Foreign Judgments Act (14 M.R.S.A. §8003, §8004).

PROTECTION FROM HARASSMENT: Includes all protection from harassment cases under 5 M.R.S.A., Chapter 337-A.

OTHER FAMILY MATTERS: Includes child support (19 M.R.S.A. §214), judicial separation (19 M.R.S.A. §581), annulment (19 M.R.S.A. §632), settlement of claims of infant plaintiffs (M.R.Civ.P.17A), paternity, marriage waivers, emancipation and URESA cases.

PROTECTIVE CUSTODY: Includes all protective custody cases and medical treatment proceedings under Title 22.

MENTAL HEALTH: Includes all mental health cases under Title 34-B such as petitions for commitment to a mental hospital, commitment to a mental retardation facility and sterilization applications.

JUVENILE: Includes all offenses committed by juveniles.

CRIMINAL A,B,C: Includes all crimes classified as murder, A, B, or C. (Such offenses committed by juveniles are included in the "juvenile" category).

CRIMINAL D,E: Includes all Title 17A crimes classified as D or E, plus all other non-traffic criminal offenses such as Fish and Wildlife, and Marine Resources. Does not include Title 29 violations. Does not include civil drug violations. (Such offenses committed by juveniles are included in the "juvenile" category).

TRAFFIC CRIMINAL: Includes all Title 28 and 29 Class D or E non-infraction traffic offenses such as Criminal OUI, Driving After Suspension, and Reckless Driving. Also includes criminal commercial motor vehicle cases. (Such offenses committed by juveniles are included in the "juvenile" category).

CIVIL VIOLATIONS AND TRAFFIC INFRACTIONS: Includes all traffic infractions and those civil violations which have received a criminal docket number and which are punishable by fine, such as municipal ordinances, possession of a usable amount of marijuana, possession or transportation of liquor by minors, and dogs running at large. (Such offenses committed by juveniles are included in the "juvenile" category).

TABLE CM-1

COURT MEDIATION

During fiscal year 1992 the Court Mediation Service continued its service to the courts and the people of Maine. Domestic relations matters and small claims received mediation as an alternative form of dispute resolution.

Mediation is mandatory in all contested domestic relations cases in which there are minor children, pursuant to 19 M.R.S.A. § 214, 581, 665, 722, 722A and 752 which includes legal separation, divorce and parental rights and responsibilities for unmarried parents. The Court may also order parties to mediation in small claims cases pursuant to Small Claims Rule, Rule 5. The Court Mediation Service is overseen by the Court Mediation Committee, pursuant to 4 M.R.S.A. §18.

The Court Mediation Service is divided into seven regions, each having its regional coordinator. Fifty mediators currently serve the Maine courts. The District Court provides clerical assistance for the Court Mediation Service and arranges for appropriate facilities in which to hold mediations. Court Mediators are hired as independent contractors, receiving per diem fees and travel expenses.

Fiscal Year 1992 recorded for a second year in a row a decrease in the number of cases mediated. Statewide, the total number of cases requiring mediation decreased from 4,657 in FY'91 to 3,969 in FY'92, a decrease of 14.5%. Of all the cases mediated, 29.2% were reported as unresolved and 49.2% were reported as resolved. Remaining cases were reported as "continued to another date" (12.7%) or as "other" (8.9%).

This past year, as part of the Commission for the Future of Maine's Courts study of alternative dispute resolution, the Court Mediation Service was reviewed and evaluated for the first time by a team of nationally recognized mediation experts. Copies of the report are available from the Court Mediation Service located in the District Court building in Belfast, (P.O. Box 382, Belfast, ME 04915).

Caseload Summary by Type
Cases Disposed: 1987 - FY'92

	<u>1987</u>	<u>1988</u>	<u>FY'89</u>	<u>FY'90</u>	<u>FY'91</u>	<u>FY'92</u>
<u>DOMESTIC</u>						
Divorce	1,469	1,595	1,618	1,805	1,571	1,411
Amendment	851	813	794	1,011	975	920
Temporary Motion	294	357	342	328	294	241
Other	195	226	369	463	255	288
Sub Total	2,809	2,991	3,123	3,607	3,095	2,860
<u>NON-DOMESTIC</u>						
Small Claims	1,297	1,270	1,279	1,800	1,531	1,109
Prot.from Harassment (a)	-	-	58	85	4	0
Prot.from Abuse (a)	-	-	13	66	3	0
Sub Total	1,297	1,270	1,350	1,951	1,538	1,109
<u>CIVIL</u>	13	59	35	38	4	0
TOTAL	4,119	4,320	4,508	5,596	4,637	3,969

(a) Protection from Harassment and Protection from Abuse cases were not specifically tracked until January, 1989. The number of protective cases heard previously to this date (if any) was very low. The dramatic decrease in the number of Protection from Harassment and Protection from Abuse cases mediated in FY'91 was the result of the suspension of efforts to mediate such cases pending the findings of the Domestic Abuse and Mediation Project.

	DOMESTIC										NON-DOMESTIC								CIVIL				TO TAL			
	Div orce		Amend ment		Tempo rary Mo tion		Oth er		Sub- Total		Sm all Cla ims		Prot. from Haras s.(a)		Prot. from Abu se(a)		Sub- Total		#	%	#	%				
	#	%	#	%	#	%	#	%	#	%	#	%	#	%	#	%	#	%								
1988																										
RESOLVED	858	53.8	342	42.1	196	54.9	112	49.6	1508	50.4	688	54.2	0	0.0	0	0.0	688	54.2	34	57.6			2230	51.6		
REFERRED	312	19.6	258	31.7	91	25.5	49	21.7	710	23.7	503	39.6	0	0.0	0	0.0	503	39.6	11	18.6			1224	28.3		
CONTINUED	258	16.2	117	14.4	53	14.8	39	17.3	467	15.6	62	4.9	0	0.0	0	0.0	62	4.9	11	18.6			540	12.5		
OTHER	167	10.5	96	11.8	17	4.8	26	11.5	306	10.2	17	1.3	0	0.0	0	0.0	17	1.3	3	5.1			326	7.5		
TOTAL NO.	1595		813		357		226		2991		1270		0		0		1270		59				4320			
FY'89																										
RESOLVED	808	49.9	374	47.1	195	57.0	199	53.9	1576	50.5	717	56.1	57	98.3	11	84.6	785	58.1	17	48.6			2378	52.8		
REFERRED	353	21.8	241	30.4	79	23.1	104	28.2	777	24.9	499	39.0	1	1.7	1	7.7	501	37.1	9	25.7			1287	28.5		
CONTINUED	271	16.7	111	14.0	50	14.6	31	8.4	463	14.8	50	3.9	0	0.0	1	7.7	51	3.8	6	17.1			520	11.5		
OTHER	186	11.5	68	8.6	18	5.3	35	9.5	307	9.8	13	1.0	0	0.0	0	0.0	13	1.0	3	8.6			323	7.2		
TOTAL NO.	1618		794		342		369		3123		1279		58		13		1350		35				4508			
FY'90																										
RESOLVED	845	46.8	434	42.9	177	54.0	250	54.0	1706	47.3	1009	56.1	68	80.0	57	86.4	1134	58.1	21	55.3			2861	51.1		
REFERRED	407	22.5	321	31.8	81	24.7	104	22.5	913	25.3	678	37.7	17	20.0	6	9.1	701	35.9	11	28.9			1625	29.0		
CONTINUED	332	18.4	164	16.2	50	15.2	65	14.0	611	16.9	97	5.4	0	0.0	3	4.5	100	5.1	3	7.9			714	12.8		
OTHER	221	12.2	92	9.1	20	6.1	44	9.5	377	10.5	16	0.9	0	0.0	0	0.0	16	0.8	3	7.9			396	7.1		
TOTAL NO.	1805		1011		328		463		3607		1800		85		66		1951		38				5596			
FY'91																										
RESOLVED	727	46.3	432	44.3	162	55.1	131	51.4	1452	46.9	859	56.1	3	75.0	3	100.0	865	56.2	3	75.0			2320	50.0		
REFERRED	363	23.1	297	30.5	59	20.1	63	24.7	782	25.3	586	38.3	1	25.0	0	0.0	587	38.2	1	25.0			1370	29.5		
CONTINUED	272	17.3	133	13.6	48	16.3	35	13.7	488	15.8	78	5.1	0	0.0	0	0.0	78	5.1	0	0.0			566	12.2		
OTHER	209	13.3	113	11.6	25	8.5	26	10.2	373	12.1	8	0.5	0	0.0	0	0.0	8	0.5	0	0.0			381	8.2		
TOTAL NO.	1571		975		294		255		3095		1531		4		3		1538		4				4637			
FY'92																										
RESOLVED	642	40.9	397	40.7	127	43.2	150	58.8	1316	42.5	636	41.5	0	0.0	0	0.0	636	41.4	0	0.0			1952	42.1		
REFERRED	339	21.6	291	29.8	54	18.4	70	27.5	754	24.4	403	26.3	0	0.0	0	0.0	403	26.2	0	0.0			1157	25.0		
CONTINUED	233	14.8	125	12.8	45	15.3	39	15.3	442	14.3	63	4.1	0	0.0	0	0.0	63	4.1	0	0.0			505	10.9		
OTHER	197	12.5	107	11.0	15	5.1	29	11.4	348	11.2	7	0.5	0	0.0	0	0.0	7	0.5	0	0.0			355	7.7		
TOTAL NO.	1411		920		241		288		2860		1109		0		0		1109		0				3969			

(a) Protection from Harassment and Protection from Abuse cases were not specifically tracked until January, 1989. The number of protective cases heard previously to this date (if any) was very low. The dramatic decrease in the number of Protection from Harassment and Protection from Abuse cases mediated in FY'91 was the result of the suspension of efforts to mediate such cases pending the findings of the Domestic Abuse and Mediation Project.

COURT MEDIATION SERVICE
CASES MEDIATED BY TYPE OF CASE
1988 - FY'92

TABLE CM-3

DISTRICT COURT	1988				FY'89				FY'90				FY'91				FY'92			
	Do- mestic (a)	Non- Do- mestic (b)	Civil (c)	Total	Do- mestic (a)	Non- Do- mestic (b)	Civil (c)	Total	Do- mestic (a)	Non- Do- mestic (b)	Civil (c)	Total	Do- mestic (a)	Non- Do- mestic (b)	Civil (c)	Total	Do- mestic (a)	Non- Do- mestic (b)	Civil (c)	Total
AUGUSTA	173	61	2	236	205	90	0	295	216	73	2	291	182	68	0	250	164	45	0	209
BANGOR	241	68	1	310	218	57	5	280	278	124	1	403	216	105	0	321	195	57	0	252
BAR HARBOR	33	20	0	53	29	19	0	48	33	23	0	56	19	26	0	45	24	15	0	39
BATH/BRUNSWICK	171	64	4	239	179	45	3	227	191	92	1	284	167	62	0	229	146	57	0	203
BELFAST	66	21	3	90	77	28	1	106	88	69	0	157	64	44	0	108	54	42	0	96
BIDDEFORD	197	155	6	358	209	142	5	356	275	172	6	453	187	167	0	354	174	138	0	312
BRIDGTON	33	25	0	58	26	40	0	66	64	38	0	102	63	24	0	87	46	30	0	76
CALAIS	13	0	0	13	17	0	0	17	17	0	0	17	18	0	0	18	29	0	0	29
CARIBOU	45	0	1	46	36	0	0	36	39	0	1	40	44	0	0	44	40	0	0	40
DOVER-FOXCROFT	67	34	1	102	40	43	2	85	53	26	1	80	47	24	0	71	36	14	0	50
ELLSWORTH	76	20	0	96	80	29	0	109	99	51	0	150	72	52	0	124	56	37	0	93
FARMINGTON	67	27	2	96	61	37	0	98	90	48	0	138	79	29	0	108	68	0	0	68
FORT KENT	0	0	0	0	0	0	0	0	2	0	0	2	7	0	0	7	5	0	0	5
HOULTON	14	0	0	14	13	0	0	13	34	0	0	34	36	0	0	36	40	0	0	40
LEWISTON	232	150	5	387	272	206	0	478	289	300	0	589	247	150	0	397	199	109	0	308
LINCOLN	19	22	1	42	35	25	2	62	45	29	2	76	21	27	0	48	28	26	0	54
LIVERMORE FALLS	14	0	0	14	16	0	0	16	15	0	0	15	19	0	0	19	10	0	0	10
MACHIAS	29	0	0	29	51	0	0	51	45	0	1	46	26	0	0	26	29	0	0	29
MADAWASKA	25	0	0	25	28	0	0	28	13	0	0	13	18	2	0	20	19	0	0	19
MILLINOCKET	30	14	1	45	23	10	1	34	33	36	0	69	27	17	0	44	25	9	0	34
NEWPORT	48	17	0	65	69	22	0	91	65	22	0	87	50	17	0	67	50	16	0	66
PORTLAND	453	239	15	707	411	239	5	655	481	405	3	889	418	328	0	746	413	235	0	648
PRESQUE ISLE	64	0	0	64	41	0	0	41	61	0	0	61	40	0	0	40	46	0	0	46
ROCKLAND	118	83	4	205	120	62	0	182	113	76	2	191	107	85	0	192	91	56	0	147
RUMFORD	34	0	0	34	43	0	0	43	43	0	0	43	34	0	0	34	38	0	0	38
SKOWHEGAN	95	55	1	151	124	67	0	191	124	70	0	194	117	62	0	179	104	0	0	104
SOUTH PARIS	42	0	0	42	46	1	0	47	52	0	0	52	35	0	0	35	40	0	0	40
SPRINGVALE	115	55	0	170	124	56	1	181	167	106	9	282	131	104	0	235	134	76	0	210
WATERVILLE	96	34	2	132	108	42	1	151	105	70	0	175	123	44	0	167	131	34	0	165
WISCASSET	70	37	1	108	85	39	0	124	94	47	0	141	79	31	0	110	78	26	0	104
YORK	64	69	0	133	104	51	0	155	109	47	6	162	127	74	0	201	118	87	0	205
District Court Total	2744	1270	50	4064	2890	1350	26	4266	3333	1924	35	5292	2820	1542	0	4362	2630	1109	0	3739
% of Total	67.5	31.3	1.2	100.0	67.7	31.6	0.6	100.0	63.0	36.4	0.7	100.0	64.6	35.4	0.0	100.0	70.3	29.7	0.0	100.0

See footnotes on following page.

COURT MEDIATION SERVICE
CASES MEDIATED BY TYPE OF CASE
1988 - FY'92

TABLE CM-3
(con't.)

SUPERIOR COURT	1988				FY'89				FY'90				FY'91				FY'92			
	Do- mestic (a)	Non- Do- mestic (b)	Civil (c)	Total	Do- mestic (a)	Non- Do- mestic (b)	Civil (c)	Total	Do- mestic (a)	Non- Do- mestic (b)	Civil (c)	Total	Do- mestic (a)	Non- Do- mestic (b)	Civil (c)	Total	Do- mestic (a)	Non- Do- mestic (b)	Civil (c)	Total
ANDROSCOGGIN	12	-	0	12	11	-	1	12	4	0	0	4	6	0	0	6	6	0	0	6
ARCOSTOCK	7	-	0	7	1	-	0	1	8	0	0	8	9	0	0	9	1	0	0	1
CUMBERLAND	121	-	2	123	121	-	3	124	149	0	0	149	172	1	0	173	124	0	0	124
FRANKLIN	10	-	0	10	2	-	0	2	0	0	0	0	0	0	0	0	2	0	0	2
HANCOCK	10	-	0	10	3	-	0	3	5	0	0	5	4	0	0	4	4	0	0	4
KENNEBEC	6	-	1	7	8	-	0	8	8	0	1	9	9	0	0	9	7	0	0	7
KNOX	8	-	0	8	4	-	0	4	3	0	0	3	4	0	0	4	2	0	0	2
LINCOLN	1	-	1	2	1	-	0	1	1	0	0	1	3	0	0	3	1	0	0	1
OXFORD	5	-	1	6	2	-	0	2	5	0	0	5	2	0	0	2	2	0	0	2
PENOBSCOT	9	-	0	9	8	-	1	9	9	0	0	9	5	0	0	5	9	0	0	9
PISCATAQUIS	0	-	0	0	0	-	0	0	0	0	0	0	0	0	0	0	0	0	0	0
SAGadahoc	6	-	0	6	4	-	0	4	5	0	0	5	3	0	0	3	6	0	0	6
SOMERSET	24	-	1	25	23	-	0	23	22	0	0	22	29	0	0	29	18	0	0	18
WALDO	-	-	-	-	1	-	0	1	2	0	0	2	1	0	0	1	2	0	0	2
WASHINGTON	1	-	0	1	13	-	0	13	4	0	0	4	7	0	0	7	3	0	0	3
YORK	27	-	3	30	31	-	4	35	49	27	2	78	39	2	2	43	43	0	0	43
Superior Court Total	247	-	9	256	233	-	9	242	274	-	3	304	293	3	2	298	230	0	0	230
% of total	96.5	-	3.5	100.0	96.3	-	3.7	100.0	90.1	-	1.0	100.0	98.3	1.0	0.7	100.0	100.0	0.0	0.0	100.0
TOTAL ALL COURTS	2991	1270	59	4320	3123	1350	35	4508	3607	1924	38	5596	3113	1545	2	4660	2860	1109	0	3969
% of total	69.2	29.4	1.4	100.0	69.3	29.9	0.8	100.0	64.5	34.4	0.7	100.0	66.8	33.2	0.0	100.0	72.1	27.9	0.0	100.0

Cases requiring more than one mediation session are counted as one case.

(a) DOMESTIC includes divorce, temporary motions and motions to amend divorce, and actions to determine parental rights and responsibilities between unmarried parents.

(b) NON-DOMESTIC included civil litigation in Superior Court; in District Court it includes primarily small claims, some litigation cases.

(c) Included civil litigation cases, 88-91

COURT APPOINTED SPECIAL ADVOCATE PROGRAM (CASA)

Maine's Court Appointed Special Advocate Program (CASA) continues to provide trained lay volunteers to serve as guardians ad litem in child protective custody disputes before the court. In FY'92, 116 volunteers were appointed in 330 new cases. Throughout the year 287 active CASA volunteers provided representation to 1,404 children in a total of 930 active cases.

In FY'92, 58 individuals were trained to be CASA volunteers. Training was provided by the Judiciary, the Attorney General's office, members of the private bar, a child development psychologist from Bates College, CASA volunteers and the CASA Program Director/legal consultant.

Each CASA volunteer conducts an independent investigation of the case in accordance with 22 M.R.S.A. § 4005. They are active participants in the legal process, and monitor each case as it proceeds through the legal and administrative process, providing the court with written recommendations regarding what is in the best interest of the children. CASA volunteers provide individual representation for the children and many continue to do so for a period of several years.

The CASA program continues to serve in these 17 District Court locations: Augusta, Bangor, Bath/Brunswick, Belfast, Biddeford, Bridgton, Dover-Foxcroft, Ellsworth, Lewiston, Newport, Portland, Rockland, Skowhegan, South Paris, Springvale, Waterville and Wiscasset.

The following tables outline CASA's activities during FY'92, and since its beginning in FY'86. Also included in this section is Table CP-1, which shows the total numbers of child protective case filings throughout the State since 1986. It is this caseload that CASA serves. In FY'92, CASA volunteers were assigned to represent the children involved in 330 (68.1%) of the 484 cases filed in those courts where CASA is active.

CASA: FY'92 ACTIVITY SUMMARY

Number of New Cases Assigned	330
Number of children involved in new cases	440
Number of individual volunteers assigned to new cases	116
Total Active Cases During Year	1176
Total # of Children Involved in Active Cases	1672
Total # of Individual Volunteers Assigned to Active Cases	302

CASA: FY'86 THROUGH FY'92

	<u># of Volunteers Trained</u>	<u># of New Cases Assigned</u>	<u># of Children Involved</u>
FY'86	102	80	165
FY'87	78	214	350
FY'88	69	260	482
FY'89	46	234	432
FY'90	18	134	298
FY'91	77	212	348
FY'92	<u>58</u>	<u>330</u>	<u>440</u>
TOTAL	448	1464	2515

DISPOSITION SUMMARY OF CASA CASES (as of 6/30/92)

Of the 1,464 cases assigned since FY'86, 452 have been disposed as follows:

Dismissed	306
Terminated Parental Rights	120
Child Reached Age of Maturity (18 yrs.)	<u>26</u>
TOTAL	452

DISTRICT COURT - CHILD PROTECTIVE FILINGS DETAIL (a)

TABLE CP-1

	<u>1987</u>	<u>1988</u>	<u>FY'89</u>	<u>FY'90</u>	<u>FY'91</u>	<u>FY'92</u>
<u>DISTRICT 1:</u>						
Caribou	22	13	15	13	16	19
Fort Kent	(b)	(b)	(b)	(b)	(b)	(b)
Madawaska	13	10	10	17	12	6
Van Buren	(b)	(b)	(b)	(b)	(b)	(b)
Sub Total	35	23	25	30	28	25
<u>DISTRICT 2:</u>						
Houlton	12	17	32	21	17	21
Presque Isle	20	13	14	16	25	27
Sub Total	32	30	46	37	42	48
<u>DISTRICT 3:</u>						
•Bangor	63	65	83	70	61	81
•Newport	15	10	9	16	15	19
Sub Total	78	75	92	86	76	100
<u>DISTRICT 4:</u>						
Calais	7	10	7	12	9	16
Machias	8	13	11	8	12	20
Sub Total	15	23	18	20	21	36
<u>DISTRICT 5:</u>						
Bar Harbor	2	3	4	7	10	3
•Belfast	21	15	18	9	9	18
•Ellsworth	20	19	28	34	37	59
Sub Total	43	37	50	50	56	80
<u>DISTRICT 6:</u>						
•Bath/Brunswick	12	23	24	4	13	20
•Rockland	8	15	6	13	10	13
•Wiscasset	4	1	2	8	2	9
Sub Total	24	39	32	25	25	42
<u>DISTRICT 7:</u>						
•Augusta	51	21	23	22	29	22
•Waterville	18	12	15	10	6	11
Sub Total	69	33	38	32	35	33
<u>DISTRICT 8:</u>						
•Lewiston	53	50	54	22	39	39
Sub Total	53	50	54	22	39	39

	<u>1987</u>	<u>1988</u>	<u>FY'89</u>	<u>FY'90</u>	<u>FY'91</u>	<u>FY'92</u>
<u>DISTRICT 9:</u>						
•Bridgton	11	7	6	5	10	7
•Portland	98	92	72	63	68	91
Sub Total	109	99	78	68	78	98
<u>DISTRICT 10:</u>						
•Biddeford	45	40	42	25	57	26
•Springvale	29	20	18	22	30	23
York	5	4	2	2	6	8
Sub Total	79	64	62	49	93	57
<u>DISTRICT 11:</u>						
Livermore Falls	3	3	2	1	2	4
Rumford	12	3	4	3	1	4
•South Paris	4	5	2	9	5	9
Sub Total	19	11	8	13	8	17
<u>DISTRICT 12:</u>						
Farmington	7	6	7	8	8	12
•Skowhegan	25	31	24	22	25	18
Sub Total	32	37	31	30	33	30
<u>DISTRICT 13:</u>						
•Dover-Foxcroft	2	14	17	21	11	19
Lincoln	0	6	13	17	9	8
Millinocket	4	13	16	6	3	3
Sub Total	6	33	46	44	23	30
STATE TOTAL	594	554	580	506	557	635

These cases are also included on Table DC-4 (under "General Civil" in 1981-1987 and as a separate "protective custody" category in 1988 and FY'89-FY'92).

(a) Reflects the number of complaints filed in the District Court by the State Department of Human Services alleging child abuse or neglect. Figures do not reflect total number of individual children under protection (except in Bangor), as some complaints include more than one child per family.

(b) These courts handle only criminal caseload.

•These courts are served by the CASA program.

APPENDIX IV

ADMINISTRATIVE COURT

CASELOAD STATISTICS

ADMINISTRATIVE COURT CASELOAD STATISTICS

Table AC-1 portrays Administrative Court caseload since 1983. Filings have fluctuated markedly over these years from a low of 278.

FY'92 filings of 454 are the highest number of filings to date. The vast majority of this court's caseload originates from the Bureau of Liquor Enforcement.

TABLE AC-1

	FILINGS										DISPOSITIONS									
	1983	1984	1985	1986	1987	1988	FY'89	FY'90	FY'91	FY'92	1983	1984	1985	1986	1987	1988	FY'89	FY'90	FY'91	FY'92
Appeal from Decisions of Bur. of Alcoholic Bev.	1	-	1	-	1	1	-	-	-	-	-	-	1	-	1	1	-	-	-	0
Appeal from Board of Registration in Medicine	-	-	-	-	1	-	-	-	-	-	-	-	-	-	-	-	-	-	-	-
Appeal from Decision of D.O.T.	-	-	-	-	-	-	-	-	-	-	1	-	-	-	-	-	-	-	-	-
Appeal from Decision of Liquor Commission	-	1	-	-	1	-	1	-	-	5	-	-	1	-	1	-	1	-	-	-
Appeal from Board of Optometry	-	-	-	-	-	-	-	-	-	-	-	-	-	-	-	-	-	-	-	-
Appeal from Board of Social Workers	-	-	-	-	-	-	-	-	-	2	-	-	-	-	-	-	-	-	-	2
Appeal from Board of Dental Examiners	-	-	-	-	-	-	-	1	-	1	-	-	-	-	-	-	-	1	-	1
Appeal from Decision of Real Estate Commission	-	-	-	-	-	-	-	2	2	1	-	-	-	-	-	-	-	-	2	-
Board of Chiropractic Examiners	-	1	-	-	-	-	-	-	-	-	-	-	-	-	-	-	-	-	-	-
Board of Dental Examiners	1	-	-	-	-	-	-	-	-	-	2	-	-	-	-	-	-	-	-	-
Board of Examiners of Psychologists	-	-	-	-	-	-	-	-	-	-	-	-	-	-	-	-	-	-	1	-
Board of Registration in Medicine	1	2	-	4	1	1	-	1	-	-	1	1	1	3	-	1	-	2	1	-
Brd. of Regis. of Substance Abuse Counselors	-	-	-	1	-	-	-	-	-	-	-	-	-	-	1	-	-	-	-	-
Brd. of Trustees of Me.Crim.Justice Academy	1	-	-	-	-	-	-	-	-	-	1	-	-	-	-	-	-	-	-	-
Brd. of Underground Storage Tank Installers	-	-	-	-	-	-	1	-	-	-	-	-	-	-	-	-	-	1	-	-
Bureau of Consumer Credit Protection	-	1	-	-	-	-	-	-	-	-	-	1	-	-	-	-	-	-	-	-
Bureau of Liquor Enforcement	318	395	273	348	327	279	350	348	418	442	290	403	279	364	299	281	344	369	399	407
Bureau of Maine State Police	-	-	-	8	2	-	-	-	-	-	-	-	-	10	2	-	-	-	-	-
Citizen Complaint Against a Notary Public	1	-	-	-	-	-	-	-	-	-	1	-	-	-	-	-	-	-	-	-
Commissioner of Educational & Cultural Services	-	-	-	-	1	-	-	-	-	-	-	-	-	-	1	-	-	-	-	-
Dept. of Environmental Protection	-	-	-	-	-	-	-	-	-	-	-	-	-	-	-	-	-	-	-	1
Department of Human Services	1	4	2	2	5	2	2	3	3	1	4	3	3	-	3	3	3	3	0	2
Dept. of Agricultural, Food & Rural Resources	-	1	-	-	-	-	-	-	-	0	-	-	-	-	-	-	-	-	-	-
Dept. of Inland Fisheries and Wildlife	3	-	-	-	-	-	-	-	-	0	1	-	-	-	-	-	-	-	-	-
Dept. of Marine Resources	-	-	-	-	-	-	-	-	-	-	1	-	-	-	-	-	-	-	-	-
Dept. of Mental Health & Retardation	-	-	-	-	-	-	-	-	-	-	1	-	-	-	-	-	-	-	-	-
Electricians Examining Board	-	1	-	-	-	-	-	-	-	-	-	1	-	-	-	-	-	-	-	-
Harness Racing Commission	17	12	-	1	-	-	2	-	-	-	13	11	2	1	-	-	1	-	-	-
Oil and Solid Fuel Licensing Board	-	1	-	-	-	-	-	-	-	1	-	-	1	-	-	-	-	-	-	1
Petition for Review Board of Veterinary Medicine	-	-	-	-	-	-	-	1	-	-	-	-	-	-	-	-	-	-	1	-
Petition for Review Board of Osteopathic Exam.	-	-	-	-	-	-	-	1	-	-	-	-	-	-	-	-	-	-	-	1
Real Estate Commission	1	1	1	-	-	-	-	-	-	1	1	1	1	-	-	-	-	-	-	1
Secretary of State	-	-	-	-	1	-	-	-	-	-	-	-	-	-	1	-	-	-	-	-
State Board of Nursing	2	1	-	-	1	-	-	-	-	-	1	2	-	-	-	-	1	-	-	-
Superintendent of Insurance	2	1	1	-	-	-	1	-	-	-	2	1	1	-	-	-	-	1	-	-
TOTAL	349	422	278	364	341	283	357	357	423	454	320	424	290	378	309	286	350	377	404	416