If you have issues viewing or accessing this file contact us at NCJRS.gov.

ANNUAL REPORT OF THE ARKANSAS JUDICIARY FY 1991-92

STATISTICAL SUPPLEMENT OF ALL ARKANSAS COURTS

140876

7-12-93

U.S. Department of Justice
National Institute of Justice

This document has been reproduced exactly as received from the person or organization originating it. Points of view or opinions stated in this document are those of the authors and do not necessarily represent the official position or policies of the National Institute of Justice.

Permission to reproduce this copyrighted material has been granted by
Arkansas Administrative Office of the Courts
to the National Criminal Justice Reference Service (NCJRS).

Further reproduction outside of the NCJRS system requires permission of the copyright owner.

140876

.ISHED BY THE ADMINISTRATIVE OFFICE OF THE COURTS

140876

TABLE OF CONTENTS

PAGE	TABLE OR CHART NAME
	APPELLATE COURTS
1	Supreme Court Appeal Activity
1	Supreme Court Petition Activity
2	Supreme Court Written Opinions
3	Supreme Court Disposition Summary
4	Supreme Court Caseload Activity
4	Supreme Court Time Study
5	Court of Appeals Appeal Activity
5	Court of Appeals Petition Activity
6	Court of Appeals Written Opinions
7	Court of Appeals Disposition Summary
8	Court of Appeals Caseload Activity
8	Court of Appeals Time Study
	GENERAL JURISDICTION COURTS
9	Criminal Caseload Summary
47	Civil Caseload Summary
87	Chancery Caseload Summary
146	Probate Caseload Summary
202	Juvenile Caseload Summary
239	Circuit Courts Caseload Activity
239	Chancery Courts Caseload Activity (Including Probate)
240	State Case Processing Times
241	Statewide Filings by Casetype
242	Total Cases Filed- Circuit Court and Chancery & Probate Court
242	Statewide Average Filings per Judge
242A	Ranking of Circuit and Chancery Courts by Filings per Judge
243	Ranking of Circuit Court by Filings per Judge
244	Ranking of Chancery and Probate Court by Filings per Judge
245	Circuit Court and Chancery Court Disposition Rate
246	Circuit Court & Chancery Court Pending Cases Over Two Years Old
	LIMITED JURISDICTION COURTS
247	Municipal Court Caseload Summary
309	City Court Caseload Summary
352	Municipal Court Filings
353	Municipal and City Court Statewide Statistics
	MISCELLANEOUS
354	Public Defenders Report
355	Table of Assignment of Judges
359	Court Interpreters Program

NCJRS

FEB 23 1993

ACQUISITIONS

PREFACE

This publication is prepared and printed annually by the Systems Division of the Arkansas Administrative Office of the Courts under the leadership of Mr. John Stewart. The report reflects activity in state and local courts from July 1, 1991 through June 30, 1992.

This report would not be possible without the dedicated assistance of hundreds of court clerks who serve our circuit, chancery, probate, municipal and city courts in all seventy-five counties and of many case coordinators who serve in a number of trial courts. Their work to serve the public usually goes unnoticed but acts as the backbone of the successful operation of our judicial system. The efforts of the other members of the Systems Division should also be acknowledged. They include Eileen Parins, Dinda Hemphill, Beth Collins, Sue Towell, Ben Houston, Jack Marks, Pete Neathery and Connie Binz.

This report attempts to accurately reflect the work of Arkansas courts during the past fiscal year. Notice of any errors in reporting or in calculations made would be greatly appreciated. Inquiry should be made to the:

Administrative Office of the Courts
Justice Building
625 Marshall Street
Little Rock, Arkansas, 72201
(501) 376-6655

J.D. Gingerich
Director

ARKANSAS' JUDICIAL CIRCUITS

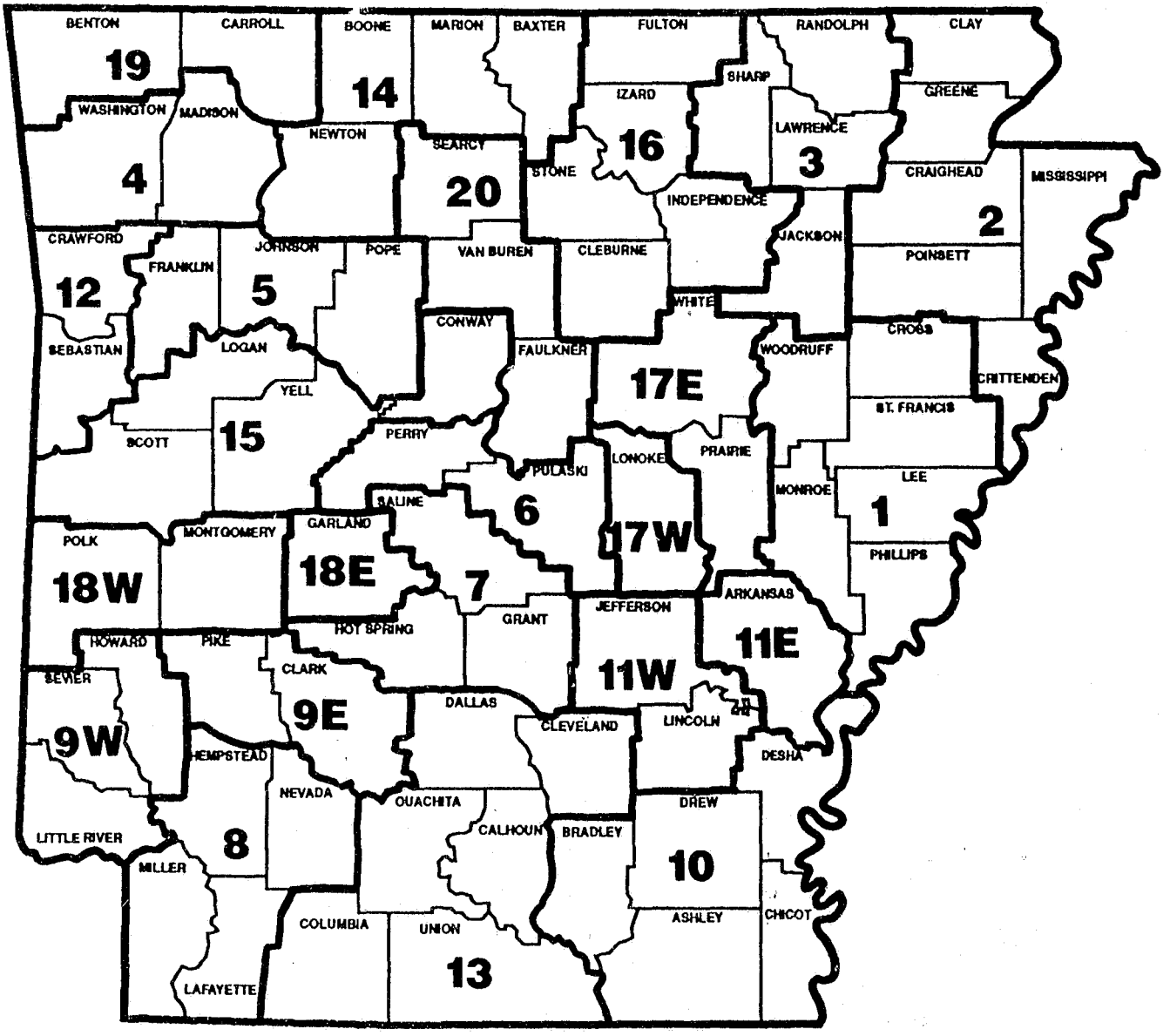

ARKANSAS' COURT OF APPEALS DISTRICTS

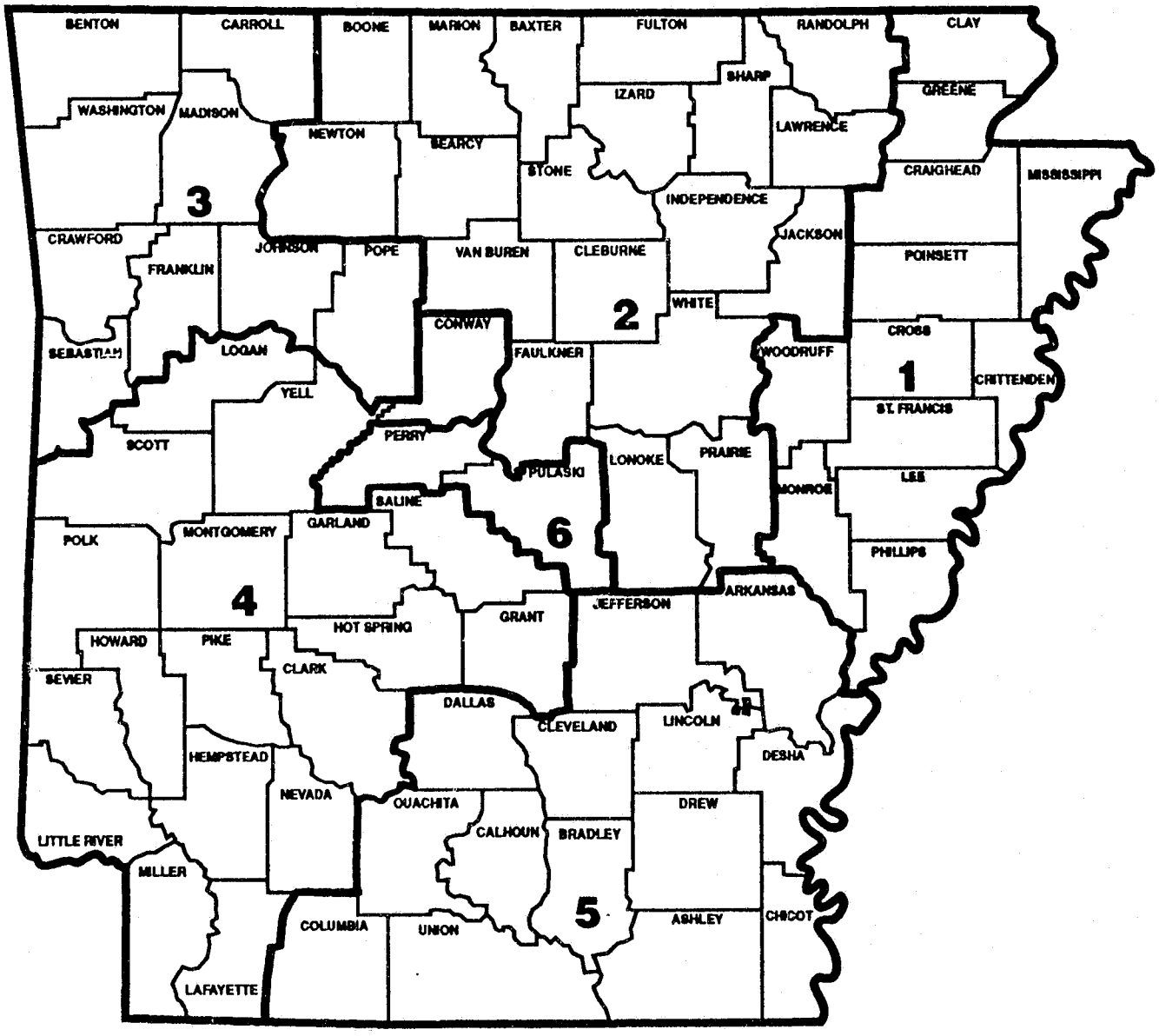

APPELLATE COURTS



SUPREME COURT APPEAL ACTIVITY

APPEALS	APPEALS				TYPE OF TERMINATION			
	Pending Start	Filed	Terminated	Pending End	By Opinion	By Dismissal	By Transfer	By Other
CRIMINAL	**117**	**206**	**237**	**86**	**204**	**25**	**5**	**3**
Felony	66	120	136	50	127	3	5	1*
Capital	15	12	17	10	16	0	0	1**
Post-Conviction	33	63	70	26	48	21	0	1***
Misdemeanor	3	11	14	0	13	1	0	0
CIVIL	**119**	**306**	**284**	**141**	**231**	**45**	**8**	**0**
Law	78	204	187	95	147	37	3	0
Equity	39	83	87	35	77	6	4	0
Probate	2	19	10	11	7	2	1	0
Total	**236**	**512**	**521**	**227**	**435**	**70**	**13**	**3**

* Consolidated
** Petition for Writ of Certiorari in a Capital Case
*** Petition for Post Conviction

SUPREME COURT PETITION ACTIVITY

PETITIONS	Pending Start	Filed	Terminated		Pending End
			Granted	Denied	
CRIMINAL	**15**	**159**	**37**	**126**	**11**
Post-Conviction	4	39	3	38	2
Certiorari	0	4	2	0	2
Rehearing	0	19	1	17	1
Review	0	10	2	7	1
Rule on Clerk	7	44	24	24	3
Other	4	43	5	40	2
CIVIL	**9**	**146**	**9**	**137**	**9**
Certiorari	0	4	1	3	0
Rehearing	5	39	1	42	1
Review	1	47	5	42	1
Rule on Clerk	2	9	0	11	0
Other	1	47	2	39	7
Total	**24**	**305**	**46**	**263**	**20**

SUPREME COURT WRITTEN OPINIONS

	WRITTEN OPINIONS				
	Majority	Concurring	Dissenting	Dissenting/ Concurring In Part	Total
Holt	48	0	4*	0	52
Dudley	57**	6*	8**	1	72
Hays	51	0	14	2	67
Newbern	50	3	11	0	64
Glaze	57*	11**	6	0	74
Corbin	53	0	10	0	63
Brown	57*	5	18	1	81
Special Justice	15	2	3	1	21
Sub Total	**388**	**27**	**74**	**5**	**494**
Per Curiam	241	0	0	0	241
Total	**629**	**27**	**74**	**5**	**735**

* One Supplemental Opinion
** Two Supplemental Opinions

SUPREME COURT APPEAL DISPOSITION SUMMARY

	CRIMINAL					CIVIL				
	Post Convic-tion	Other Felony	Capital Felony	Misde-meanor	Sub-Total	Law	Eq-uity	Pro-bate	Sub-Total	Total
Affirmed	0	101	12	8	121	86	36	5	127	248
Reversed	0	0	0	0	0	7	9	0	16	16
Reversed and Remanded	2	11	2	1	16	29	15	1	45	61
Dismissed w/o Opinion	21	3	0	1	25	37	6	2	45	70
Affirmed/Part - Reversed/Part	0	3	2	0	5	1	3	0	4	9
Reversed and Dismissed	0	1	0	3	4	6	2	0	8	12
Dismissed with Opinion	0	0	0	0	0	7	7	0	14	14
Affirmed as Modified	0	2	0	0	2	0	3	0	3	5
Transferred to Court Appeals	0	5	0	0	5	3	4	1	8	13
Other*	1*	3**	1***	0	5	10	2	0	12	17
Subtotal	**24**	**129**	**17**	**13**	**183**	**186**	**87**	**9**	**282**	**465**
Per Curiam Opinions	46	7	0	1	54	1	0	1	2	56
Total	**70**	**136**	**17**	**14**	**237**	**187**	**87**	**10**	**284**	**521**
Oral Arguments	0	12	4	1	17	42	23	2	67	84

* Included in this category are those opinions that were Affirmed/Part-Dismissed/Part; Consolidated; Reversed/No Opinion; and Remanded. Affirmed on Direct/Reversed on Cross; Affirmed/Part, Reversed/Part and Remanded; Affirmed on Cross/Reversed on Direct; Reversed and Removed in Part/Reversed and Dismissed in Part.

** Error Certified; Error Declared.

SUPREME COURT
CASELOAD ACTIVITY
FY 87/88 - FY 91/92

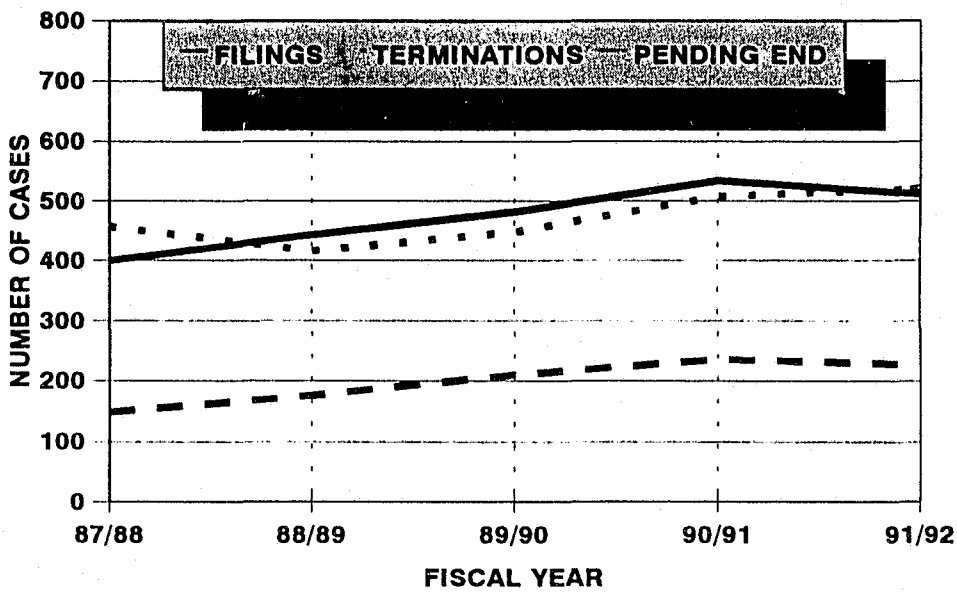

SUPREME COURT
TIME STUDY - THREE YEAR COMPARISON
CASES WITHOUT ORAL ARGUMENTS

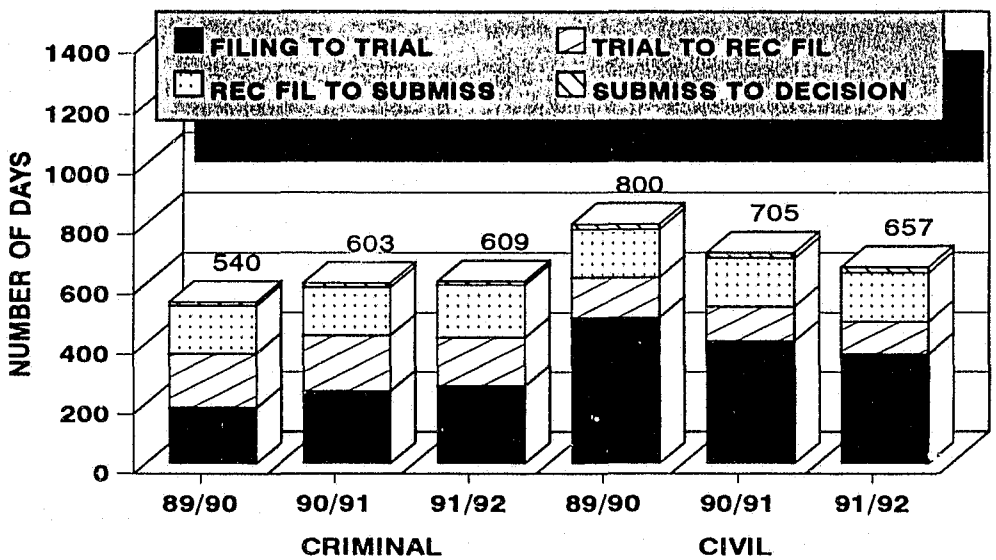

COURT OF APPEALS APPEAL ACTIVITY

APPEALS	APPEALS				TYPE OF TERMINATION			
	Pending Start	Filed	Terminated	Pending End	By Opinion	By Dismissal	By Transfer	By Other*
CRIMINAL	**255**	**293**	**337**	**211**	**298**	**17**	**21**	**1***
Felony	224	247	298	173	268	13	16	1
Misdemeanor	31	46	39	38	30	4	5	0
CIVIL	**304**	**514**	**527**	**291**	**376**	**75**	**75**	**1***
Law	189	338	337	190	234	50	52	1
Equity	105	161	175	91	132	23	20	0
Probate	10	15	15	10	10	2	3	0
SUBTOTAL	**559**	**807**	**864**	**502**	**674**	**92**	**96**	**2**
ESD**	**142**	**214**	**262**	**94**	**26**	**13**	**0**	**223***
TOTAL	**701**	**1021**	**1126**	**596**	**700**	**105**	**96**	**225**

* Affirmed Without Opinion; Consolidated with Another Case
** ESD- Appeals from Employment Security Division

COURT OF APPEALS PETITION ACTIVITY

	Pending Start	Filed	Terminated Granted	Terminated Denied	Pending End
CRIMINAL	**0**	**25**	**0**	**24**	**1**
Other	0	1	0	1	0
Rehearing	0	24	0	23	1
CIVIL	**1**	**59**	**2**	**58**	**0**
Rehearing	1	54	0	55	0
Rule on Clerk	0	5	2	3	0
SUB TOTAL	**1**	**84**	**2**	**82**	**1**
ESD	**0**	**9**	**0**	**9**	**0**
TOTAL	**1**	**93**	**2**	**91**	**1**

COURT OF APPEALS WRITTEN OPINIONS

	WRITTEN OPINIONS				
	Majority	Concurring	Dissenting	Dissenting/ Concurring In Part	Total
Gracraft	100	0	1	0	101
Cooper	113**	0	7	0	120**
Jennings	120*	1	3	1	125*
Danielson	113**	0	0	0	113**
Mayfield	121***	5	12	0	138***
Rogers	113*	3	3	0	119*
Special Judges	31	0	0	0	31
Per Curiam	1	0	0	0	1
Sub Total	**712**	**9**	**26**	**1**	**748**
Per Curiam (On Motions)	17	0	0	0	17
Total Opinions	**729**	**9**	**26**	**1**	**765**

* Includes 1 Supplemental Opinion
** Includes 2 Supplemental Opinions
*** Includes 5 Supplemental Opinions

COURT OF APPEALS APPEAL DISPOSITION SUMMARY

Disposition	CRIMINAL			CIVIL					
	Other Felony	Mis-demeanor	Sub-Total	Law	Equity	Probate	Sub-Total	ESD*	Total
Affirmed	242	20	262	190	94	8	292	22	576
Reversed	0	0	0	2	0	0	2	1	3
Reversed & Remanded	13	2	15	29	17	1	47	2	64
Dismissed without Opinion	13	4	17	50	23	2	75	13	105
Affirmed/Part-Reversed/Part	0	0	0	1	1	0	2	0	2
Reversed & Dismissed	4	2	6	0	3	0	3	0	9
Dismissed with Opinion	1	2	3	7	1	1	9	1	13
Affirmed as Modified	3	0	3	0	5	0	5	0	8
Transferred to Supreme Court under Rule 29	16	5	21	52	20	3	75	0	96
Affirmed without Opinion	0	0	0	0	0	0	0	223	223
Other**	6	4	10	5	11	0	16	0	26
Per Curiam	0	0	0	1	0	0	1	0	1
Total	**298**	**39**	**337**	**337**	**175**	**15**	**527**	**262**	**1126**
Oral Arguments	9	0	9	16	13	1	30	1	40

* ESD- Employment Security Division.

** Included in this category are those opinions that were consolidated with another case; Affirmed in part, Affirmed as Modified in Part; Affirmed in Part, Reversed and Dissmissed in part; Affirmed in part and Remanded; Affirmed as Modified and Remanded; Affirmed and Remanded; Affirmed in part, Reversed and Remanded in Part; Affirmed in part, Reversed in part and Modified; Appeal Affirmed, Cross Appeal Dismissed; Appeal and Cross Appeal Dismissed; Remanded; Remanded for Resentencing; Reversed and Remanded on Appeal, Affirmed on Cross Appeal.

COURT OF APPEALS

CASELOAD ACTIVITY
FY 87/88 - FY 91/92

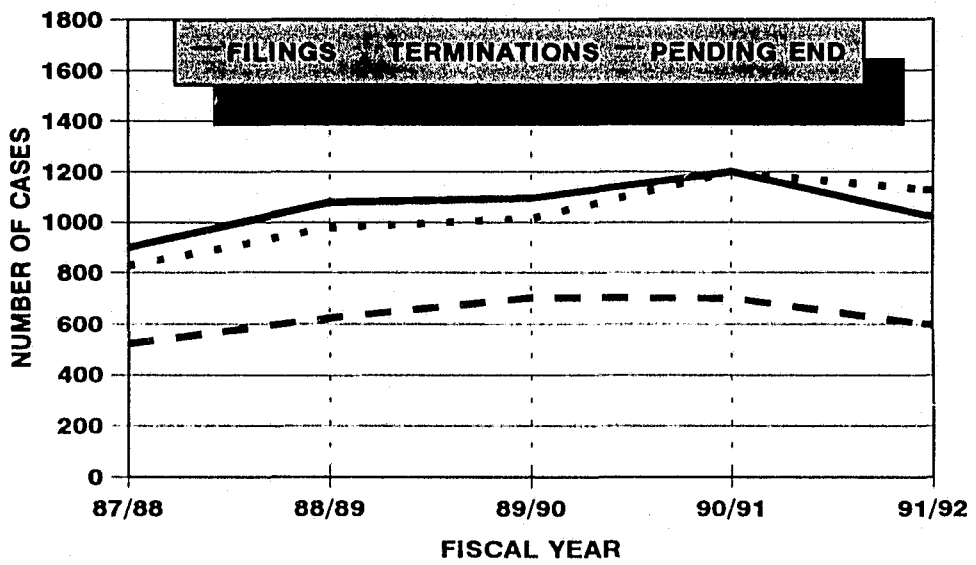

COURT OF APPEALS

TIME STUDY - THREE YEAR COMPARISON
CASES WITHOUT ORAL ARGUMENTS

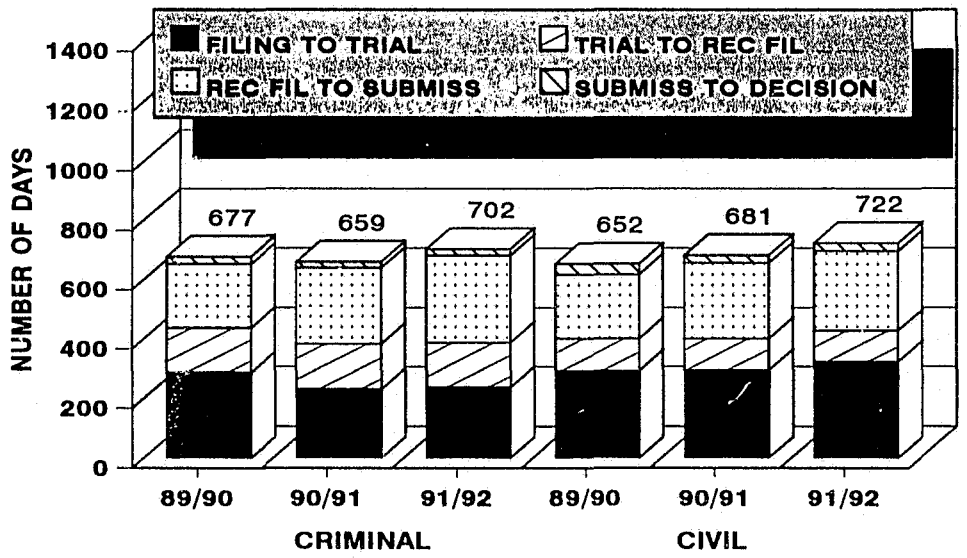

GENERAL JURISDICTION COURTS



CRIMINAL CIRCUITS FROM 07/01/91 THROUGH 06/30/92

CIRCUIT AND COUNTY	CASES PENDING START	CASES FILED	CASES TERMI-NATED	CASES PENDING AT END ACTIVE	WARRANT OUTSTANDING	AGE OF ALL CASES PENDING LESS 1 YR.	1-2 YRS.	OVER 2 YRS.	% OVER 2 YRS.	CHANGE IN CASES PENDING
FIRST CIRCUIT										
CROSS COUNTY										
CAPITAL	0	2	0	2	0	2	0	0	0	2
FELONY	209	178	162	167	58	120	40	7	4	16
MISDEMEANOR	79	77	47	109	0	67	40	2	2	30
VIOLATION	10	1	2	9	0	1	8	0	0	-1
PROBATION REVOCATION	6	14	9	11	0	10	0	1	9	5
POST CONVICTION REMEDY	0	0	0	0	0	0	0	0	0	0
TOTALS FOR PERIOD	304	272	220	298	58	200	88	10	3	52
LEE COUNTY										
CAPITAL	0	1	0	1	0	1	0	0	0	1
FELONY	137	189	107	187	32	146	28	11	6	82
MISDEMEANOR	66	26	30	61	1	22	21	18	30	-4
VIOLATION	3	4	1	6	0	4	2	0	0	3
PROBATION REVOCATION	1	2	3	0	0	0	0	0	0	-1
POST CONVICTION REMEDY	0	0	0	0	0	0	0	0	0	0
TOTALS FOR PERIOD	207	222	141	255	33	175	51	29	11	81
MONROE COUNTY										
CAPITAL	2	0	0	2	0	0	0	2	100	0
FELONY	146	142	121	106	61	70	35	1	1	21
MISDEMEANOR	63	56	48	54	17	37	12	5	9	8
VIOLATION	1	4	4	0	1	0	0	0	0	0
PROBATION REVOCATION	3	21	12	11	1	9	1	1	9	9
POST CONVICTION REMEDY	0	0	0	0	0	0	0	0	0	0
TOTALS FOR PERIOD	215	223	185	173	80	116	48	9	5	38
PHILLIPS COUNTY										
CAPITAL	6	6	4	7	1	5	2	0	0	2
FELONY	160	229	210	146	33	115	18	13	9	19
MISDEMEANOR	225	243	252	215	1	167	34	14	7	-9
VIOLATION	14	7	12	9	0	6	2	1	11	-5
PROBATION REVOCATION	0	21	10	11	0	11	0	0	0	11
POST CONVICTION REMEDY	0	0	0	0	0	0	0	0	0	0
TOTALS FOR PERIOD	405	506	488	388	35	304	56	28	7	18
ST. FRANCIS COUNTY										
CAPITAL	3	10	6	7	0	6	1	0	0	4
FELONY	248	469	176	356	185	335	19	2	1	293
MISDEMEANOR	57	92	37	82	30	74	5	3	4	55
VIOLATION	0	5	0	5	0	5	0	0	0	5
PROBATION REVOCATION	23	18	20	9	12	5	4	0	0	-2
POST CONVICTION REMEDY	1	4	5	0	0	0	0	0	0	-1
TOTALS FOR PERIOD	332	598	244	459	227	425	29	5	1	354

CRIMINAL CIRCUITS FROM 07/01/91 THROUGH 06/30/92

CIRCUIT AND COUNTY	CASES PENDING START	CASES FILED	CASES TERMI-NATED	CASES PENDING AT END ACTIVE	WARRANT OUTSTANDING	AGE OF ALL CASES PENDING LESS 1 YR.	1-2 YRS.	OVER 2 YRS.	% OVER 2 YRS.	CHANGE IN CASES PENDING
WOODRUFF COUNTY										
CAPITAL	0	0	0	0	0	0	0	0	0	0
FELONY	101	170	62	185	24	127	55	3	2	102
MISDEMEANOR	25	17	6	35	1	17	8	10	29	11
VIOLATION	0	1	0	1	0	1	0	0	0	1
PROBATION REVOCATION	10	4	1	6	7	3	3	0	0	3
POST CONVICTION REMEDY	0	0	0	0	0	0	0	0	0	0
TOTALS FOR PERIOD	136	192	69	227	32	148	66	13	6	123
FIRST CIRCUIT										
CAPITAL	11	19	10	19	1	14	3	2	11	9
FELONY	1001	1377	838	1147	393	915	195	37	3	539
MISDEMEANOR	515	511	420	556	50	384	120	52	9	91
VIOLATION	28	22	19	30	1	17	12	1	3	3
PROBATION REVOCATION	43	80	55	48	20	38	8	2	4	25
POST CONVICTION REMEDY	1	4	5	0	0	0	0	0	0	-1
TOTALS FOR PERIOD	1599	2013	1347	1800	465	1368	338	94	5	666
SECOND CIRCUIT										
CLAY COUNTY										
CAPITAL	2	0	2	0	0	0	0	0	0	-2
FELONY	36	89	73	39	13	30	2	7	18	15
MISDEMEANOR	17	22	20	19	0	12	6	1	5	2
VIOLATION	0	1	0	1	0	1	0	0	0	1
PROBATION REVOCATION	5	9	9	4	1	3	0	1	25	0
POST CONVICTION REMEDY	0	0	0	0	0	0	0	0	0	0
TOTALS FOR PERIOD	60	121	104	63	14	46	8	9	14	17
CRAIGHEAD COUNTY										
CAPITAL	2	2	2	2	0	2	0	0	0	0
FELONY	439	924	823	516	24	420	69	27	5	101
MISDEMEANOR	79	123	116	86	0	59	20	7	8	7
VIOLATION	12	9	12	9	0	5	4	0	0	-3
PROBATION REVOCATION	110	79	113	66	10	44	19	3	5	-34
POST CONVICTION REMEDY	6	3	5	4	0	2	2	0	0	-2
TOTALS FOR PERIOD	648	1140	1071	683	34	532	114	37	5	69
CRITTENDEN COUNTY										
CAPITAL	6	13	7	12	0	10	1	1	8	6
FELONY	739	995	908	579	247	492	19	68	12	87
MISDEMEANOR	621	256	116	757	4	234	170	353	47	140
VIOLATION	59	24	13	70	0	21	30	19	27	11
PROBATION REVOCATION	55	74	43	82	4	34	23	25	30	31
POST CONVICTION REMEDY	2	1	1	2	0	1	1	0	0	0
TOTALS FOR PERIOD	1482	1363	1088	1502	255	792	244	466	31	275

CRIMINAL CIRCUITS FROM 07/01/91 THROUGH 06/30/92

CIRCUIT AND COUNTY	CASES PENDING START	CASES FILED	CASES TERMI-NATED	CASES PENDING AT END ACTIVE	WARRANT OUTSTANDING	AGE OF ALL CASES PENDING LESS 1 YR.	1-2 YRS.	OVER 2 YRS.	% OVER 2 YRS.	CHANGE IN CASES PENDING
GREENE COUNTY										
CAPITAL	1	1	1	1	0	1	0	0	0	0
FELONY	144	210	217	94	43	86	4	4	4	-7
MISDEMEANOR	35	59	63	28	3	19	1	8	29	-4
VIOLATION	2	11	7	5	1	5	0	0	0	4
PROBATION REVOCATION	21	20	22	12	7	4	4	4	33	-2
POST CONVICTION REMEDY	2	1	0	3	0	1	0	2	67	1
TOTALS FOR PERIOD	205	302	310	143	54	116	9	18	13	-8
MISSISSIPPI COUNTY										
CAPITAL	0	1	1	0	0	0	0	0	0	0
FELONY	480	807	646	497	144	428	37	32	6	161
MISDEMEANOR	97	118	127	74	14	54	18	2	3	-9
VIOLATION	13	13	11	15	0	11	3	1	7	2
PROBATION REVOCATION	150	123	98	116	59	64	45	7	6	25
POST CONVICTION REMEDY	1	1	2	0	0	0	0	0	0	-1
TOTALS FOR PERIOD	741	1063	885	702	217	557	103	42	6	178
POINSETT COUNTY										
CAPITAL	0	0	0	0	0	0	0	0	0	0
FELONY	88	305	208	178	7	166	7	5	3	97
MISDEMEANOR	90	170	87	173	0	133	29	11	6	83
VIOLATION	20	34	11	43	0	31	9	3	7	23
PROBATION REVOCATION	24	25	17	28	4	18	7	3	11	8
POST CONVICTION REMEDY	0	0	0	0	0	0	0	0	0	0
TOTALS FOR PERIOD	222	534	323	422	11	348	52	22	5	211
SECOND CIRCUIT										
CAPITAL	11	17	13	15	0	13	1	1	7	4
FELONY	1926	3330	2875	1903	478	1622	138	143	8	455
MISDEMEANOR	939	748	529	1137	21	511	244	382	34	219
VIOLATION	106	92	54	143	1	74	46	23	16	38
PROBATION REVOCATION	365	330	302	308	85	167	98	43	14	28
POST CONVICTION REMEDY	11	6	8	9	0	4	3	2	22	-2
TOTALS FOR PERIOD	3358	4523	3781	3515	585	2391	530	594	17	742
THIRD CIRCUIT										
JACKSON COUNTY										
CAPITAL	2	3	2	3	0	3	0	0	0	1
FELONY	272	313	274	235	76	169	32	34	14	39
MISDEMEANOR	21	29	22	24	4	17	3	4	17	7
VIOLATION	2	4	2	4	0	3	0	1	25	2
PROBATION REVOCATION	3	23	19	5	2	5	0	0	0	4
POST CONVICTION REMEDY	0	0	0	0	0	0	0	0	0	0
TOTALS FOR PERIOD	300	372	319	271	82	197	35	39	14	53

CRIMINAL CIRCUITS FROM 07/01/91 THROUGH 06/30/92

CIRCUIT AND COUNTY	CASES PENDING START	CASES FILED	CASES TERMI-NATED	CASES PENDING AT END ACTIVE	WARRANT OUTSTANDING	AGE OF ALL CASES PENDING LESS 1 YR.	1-2 YRS.	OVER 2 YRS.	% OVER 2 YRS.	CHANGE IN CASES PENDING
LAWRENCE COUNTY										
CAPITAL	0	1	1	0	0	0	0	0	0	0
FELONY	152	124	100	89	67	70	7	12	13	24
MISDEMEANOR	40	28	12	47	9	22	7	18	38	16
VIOLATION	1	1	0	1	1	1	0	0	0	1
PROBATION REVOCATION	4	1	1	4	0	1	0	3	75	0
POST CONVICTION REMEDY	0	0	0	0	0	0	0	0	0	0
TOTALS FOR PERIOD	197	155	114	141	97	94	14	33	23	41
RANDOLPH COUNTY										
CAPITAL	1	0	1	0	0	0	0	0	0	-1
FELONY	125	164	117	122	50	62	30	30	25	47
MISDEMEANOR	13	29	14	28	0	19	8	1	4	15
VIOLATION	2	8	3	7	0	6	1	0	0	5
PROBATION REVOCATION	4	4	2	3	3	2	0	1	33	2
POST CONVICTION REMEDY	0	0	0	0	0	0	0	0	0	0
TOTALS FOR PERIOD	145	205	137	160	53	89	39	32	20	68
SHARP COUNTY										
CAPITAL	0	0	0	0	0	0	0	0	0	0
FELONY	98	148	129	106	11	89	11	6	6	19
MISDEMEANOR	16	12	17	9	2	7	0	2	22	-5
VIOLATION	0	0	0	0	0	0	0	0	0	0
PROBATION REVOCATION	5	8	5	6	2	5	0	1	17	3
POST CONVICTION REMEDY	0	1	0	1	0	1	0	0	0	1
TOTALS FOR PERIOD	119	169	151	122	15	102	11	9	7	18
THIRD CIRCUIT										
CAPITAL	3	4	4	3	0	3	0	0	0	0
FELONY	647	749	620	552	224	390	80	82	15	129
MISDEMEANOR	90	98	65	108	15	65	18	25	23	33
VIOLATION	5	13	5	12	1	10	1	1	8	8
PROBATION REVOCATION	16	36	27	18	7	13	0	5	28	9
POST CONVICTION REMEDY	0	1	0	1	0	1	0	0	0	1
TOTALS FOR PERIOD	761	901	721	694	247	482	99	113	16	180
FOURTH CIRCUIT										
MADISON COUNTY DIVISION 1										
CAPITAL	0	0	0	0	0	0	0	0	0	0
FELONY	131	62	70	42	81	25	9	8	19	-8
MISDEMEANOR	27	27	44	9	1	7	2	0	0	-17
VIOLATION	2	2	4	0	0	0	0	0	0	-2
PROBATION REVOCATION	22	64	12	67	7	60	2	5	7	52
POST CONVICTION REMEDY	0	0	0	0	0	0	0	0	0	0
TOTALS FOR PERIOD	182	155	130	118	89	92	13	13	11	25

CRIMINAL CIRCUITS FROM 07/01/91 THROUGH 06/30/92

CIRCUIT AND COUNTY	CASES PENDING START	CASES FILED	CASES TERMI-NATED	CASES PENDING AT END ACTIVE	WARRANT OUTSTANDING	AGE OF ALL CASES PENDING LESS 1 YR.	1-2 YRS.	OVER 2 YRS.	% OVER 2 YRS.	CHANGE IN CASES PENDING
MADISON COUNTY										
CAPITAL	0	0	0	0	0	0	0	0	0	0
FELONY	131	62	70	42	81	25	9	8	19	-8
MISDEMEANOR	27	27	44	9	1	7	2	0	0	-17
VIOLATION	2	2	4	0	0	0	0	0	0	-2
PROBATION REVOCATION	22	64	12	67	7	60	2	5	7	52
POST CONVICTION REMEDY	0	0	0	0	0	0	0	0	0	0
TOTALS FOR PERIOD	182	155	130	118	89	92	13	13	11	25
WASHINGTON COUNTY DIVISION 1										
CAPITAL	0	0	0	0	0	0	0	0	0	0
FELONY	2893	1648	2009	612	1920	210	172	230	38	-361
MISDEMEANOR	589	252	337	417	87	103	63	251	60	-85
VIOLATION	85	64	75	52	22	28	10	14	27	-11
PROBATION REVOCATION	536	210	232	169	345	33	21	115	68	-22
POST CONVICTION REMEDY	2	1	1	2	0	1	0	1	50	0
TOTALS FOR PERIOD	4105	2175	2654	1252	2374	375	266	611	49	-479
WASHINGTON COUNTY										
CAPITAL	0	0	0	0	0	0	0	0	0	0
FELONY	2893	1648	2009	612	1920	210	172	230	38	-361
MISDEMEANOR	589	252	337	417	87	103	63	251	60	-85
VIOLATION	85	64	75	52	22	28	10	14	27	-11
PROBATION REVOCATION	536	210	232	169	345	33	21	115	63	-22
POST CONVICTION REMEDY	2	1	1	2	0	1	0	1	50	0
TOTALS FOR PERIOD	4105	2175	2654	1252	2374	375	266	611	49	-479
FOURTH CIRCUIT										
CAPITAL	0	0	0	0	0	0	0	0	0	0
FELONY	3024	1710	2079	654	2001	235	181	238	36	-369
MISDEMEANOR	616	279	381	426	88	110	65	251	59	-102
VIOLATION	87	66	79	52	22	28	10	14	27	-13
PROBATION REVOCATION	558	274	244	236	352	93	23	120	51	30
POST CONVICTION REMEDY	2	1	1	2	0	1	0	1	50	0
TOTALS FOR PERIOD	4287	2330	2784	1370	2463	467	279	624	46	-454
FIFTH CIRCUIT										
FRANKLIN COUNTY										
CAPITAL	0	0	0	0	0	0	0	0	0	0
FELONY	49	71	67	51	2	39	6	6	12	4
MISDEMEANOR	34	170	101	103	0	101	2	0	0	69
VIOLATION	7	33	22	18	0	18	0	0	0	11
PROBATION REVOCATION	19	0	1	18	0	0	1	17	94	-1
POST CONVICTION REMEDY	0	0	0	0	0	0	0	0	0	0
TOTALS FOR PERIOD	109	274	191	190	2	158	9	23	12	83

CRIMINAL CIRCUITS FROM 07/01/91 THROUGH 06/30/92

CIRCUIT AND COUNTY	CASES PENDING START	CASES FILED	CASES TERMI-NATED	CASES PENDING AT END ACTIVE	WARRANT OUTSTANDING	AGE OF ALL CASES PENDING LESS 1 YR.	1-2 YRS.	OVER 2 YRS.	% OVER 2 YRS.	CHANGE IN CASES PENDING
JOHNSON COUNTY										
CAPITAL	0	1	0	1	0	1	0	0	0	1
FELONY	54	187	122	94	25	90	4	0	0	65
MISDEMEANOR	10	38	24	22	2	22	0	0	0	14
VIOLATION	1	1	1	1	0	1	0	0	0	0
PROBATION REVOCATION	0	0	0	0	0	0	0	0	0	0
POST CONVICTION REMEDY	0	0	0	0	0	0	0	0	0	0
TOTALS FOR PERIOD	65	227	147	118	27	114	4	0	0	80
POPE COUNTY										
CAPITAL	1	3	1	3	0	3	0	0	0	2
FELONY	321	501	470	347	5	233	77	37	11	31
MISDEMEANOR	137	271	262	144	2	125	14	5	3	9
VIOLATION	19	41	39	21	0	20	1	0	0	2
PROBATION REVOCATION	109	49	41	117	0	32	38	47	40	8
POST CONVICTION REMEDY	0	1	1	0	0	0	0	0	0	0
TOTALS FOR PERIOD	587	866	814	632	7	413	130	89	14	52
FIFTH CIRCUIT										
CAPITAL	1	4	1	4	0	4	0	0	0	3
FELONY	424	759	659	492	32	362	87	43	9	100
MISDEMEANOR	181	479	387	269	4	248	16	5	2	92
VIOLATION	27	75	62	40	0	39	1	0	0	13
PROBATION REVOCATION	128	49	42	135	0	32	39	64	47	7
POST CONVICTION REMEDY	0	1	1	0	0	0	0	0	0	0
TOTALS FOR PERIOD	761	1367	1152	940	36	685	143	112	12	215
SIXTH CIRCUIT										
PERRY COUNTY										
CAPITAL	0	0	0	0	0	0	0	0	0	0
FELONY	36	54	68	19	3	18	1	0	0	-14
MISDEMEANOR	6	12	15	3	0	3	0	0	0	-3
VIOLATION	0	0	0	0	0	0	0	0	0	0
PROBATION REVOCATION	0	3	1	1	1	0	1	0	0	2
POST CONVICTION REMEDY	0	0	0	0	0	0	0	0	0	0
TOTALS FOR PERIOD	42	69	84	23	4	21	2	0	0	-15
PULASKI COUNTY DIVISION 1										
CAPITAL	1	5	1	2	3	1	0	1	50	4
FELONY	595	1351	1251	359	336	332	12	15	4	100
MISDEMEANOR	132	264	279	80	37	75	1	4	5	-15
VIOLATION	10	25	22	10	3	10	0	0	0	3
PROBATION REVOCATION	40	105	108	14	23	9	2	3	21	-3
POST CONVICTION REMEDY	1	0	1	0	0	0	0	0	0	-1
TOTALS FOR PERIOD	779	1750	1662	465	402	427	15	23	5	88

CRIMINAL CIRCUITS FROM 07/01/91 THROUGH 06/30/92

CIRCUIT AND COUNTY	CASES PENDING START	CASES FILED	CASES TERMI-NATED	CASES PENDING AT END ACTIVE	WARRANT OUTSTANDING	AGE OF ALL CASES PENDING LESS 1 YR.	1-2 YRS.	OVER 2 YRS.	% OVER 2 YRS.	CHANGE IN CASES PENDING
PULASKI COUNTY DIVISION 2										
CAPITAL	2	11	2	11	0	11	0	0	0	9
FELONY	202	721	579	246	98	234	6	6	2	142
MISDEMEANOR	48	133	116	51	14	49	2	0	0	17
VIOLATION	8	11	16	3	0	3	0	0	0	-5
PROBATION REVOCATION	7	46	21	11	21	10	0	1	9	25
POST CONVICTION REMEDY	0	0	0	0	0	0	0	0	0	0
TOTALS FOR PERIOD	267	922	734	322	133	307	8	7	2	188
PULASKI COUNTY DIVISION 3										
CAPITAL	0	0	0	0	0	0	0	0	0	0
FELONY	0	0	0	0	0	0	0	0	0	0
MISDEMEANOR	0	0	0	0	0	0	0	0	0	0
VIOLATION	0	0	0	0	0	0	0	0	0	0
PROBATION REVOCATION	0	0	0	0	0	0	0	0	0	0
POST CONVICTION REMEDY	0	0	0	0	0	0	0	0	0	0
TOTALS FOR PERIOD	0	0	0	0	0	0	0	0	0	0
PULASKI COUNTY DIVISION 4										
CAPITAL	14	0	14	0	0	0	0	0	0	-14
FELONY	547	1286	1236	377	220	342	17	18	5	50
MISDEMEANOR	95	273	270	66	32	62	1	3	5	3
VIOLATION	5	22	18	9	0	9	0	0	0	4
PROBATION REVOCATION	149	209	142	48	168	30	8	10	21	67
POST CONVICTION REMEDY	1	0	0	1	0	0	0	1	100	0
TOTALS FOR PERIOD	811	1790	1680	501	420	443	26	32	6	110
PULASKI COUNTY DIVISION 5										
CAPITAL	4	4	6	2	0	2	0	0	0	-2
FELONY	541	934	866	394	215	331	22	41	10	68
MISDEMEANOR	96	201	183	84	30	78	3	3	4	18
VIOLATION	2	8	5	5	0	5	0	0	0	3
PROBATION REVOCATION	188	184	170	59	143	33	5	21	36	14
POST CONVICTION REMEDY	3	1	2	2	0	0	0	2	100	-1
TOTALS FOR PERIOD	834	1332	1232	546	388	449	30	67	12	100
PULASKI COUNTY DIVISION 6										
CAPITAL	2	0	2	0	0	0	0	0	0	-2
FELONY	251	435	404	232	50	192	31	9	4	31
MISDEMEANOR	50	69	81	31	7	24	3	4	13	-12
VIOLATION	2	8	6	4	0	4	0	0	0	2
PROBATION REVOCATION	20	47	26	11	30	11	0	0	0	21
POST CONVICTION REMEDY	0	0	0	0	0	0	0	0	0	0
TOTALS FOR PERIOD	325	559	519	278	87	231	34	13	5	40

CRIMINAL CIRCUITS FROM 07/01/91 THROUGH 06/30/92

CIRCUIT AND COUNTY	CASES PENDING START	CASES FILED	CASES TERMI-NATED	CASES PENDING AT END ACTIVE	WARRANT OUTSTANDING	AGE OF ALL CASES PENDING LESS 1 YR.	1-2 YRS.	OVER 2 YRS.	% OVER 2 YRS.	CHANGE IN CASES PENDING
PULASKI COUNTY DIVISION 7										
CAPITAL	3	4	2	5	0	3	2	0	0	2
FELONY	312	719	761	198	72	175	17	6	3	-42
MISDEMEANOR	70	125	166	24	5	23	1	0	0	-41
VIOLATION	3	8	11	0	0	0	0	0	0	-3
PROBATION REVOCATION	26	74	52	15	33	14	1	0	0	22
POST CONVICTION REMEDY	1	0	0	1	0	0	1	0	0	0
TOTALS FOR PERIOD	415	930	992	243	110	215	22	6	2	-62
PULASKI COUNTY DIVISION 8										
CAPITAL	0	0	0	0	0	0	0	0	0	0
FELONY	0	0	0	0	0	0	0	0	0	0
MISDEMEANOR	0	0	0	0	0	0	0	0	0	0
VIOLATION	0	0	0	0	0	0	0	0	0	0
PROBATION REVOCATION	0	0	0	0	0	0	0	0	0	0
POST CONVICTION REMEDY	0	0	0	0	0	0	0	0	0	0
TOTALS FOR PERIOD	0	0	0	0	0	0	0	0	0	0
PULASKI COUNTY DIVISION 9										
CAPITAL	0	0	0	0	0	0	0	0	0	0
FELONY	0	0	0	0	0	0	0	0	0	0
MISDEMEANOR	0	0	0	0	0	0	0	0	0	0
VIOLATION	0	0	0	0	0	0	0	0	0	0
PROBATION REVOCATION	0	0	0	0	0	0	0	0	0	0
POST CONVICTION REMEDY	0	0	0	0	0	0	0	0	0	0
TOTALS FOR PERIOD	0	0	0	0	0	0	0	0	0	0
PULASKI COUNTY										
CAPITAL	26	24	27	20	3	17	2	1	5	-3
FELONY	2448	5446	5097	1806	991	1606	105	95	5	349
MISDEMEANOR	491	1065	1095	336	125	311	11	14	4	-30
VIOLATION	30	82	78	31	3	31	0	0	0	4
PROBATION REVOCATION	430	665	519	158	418	107	16	35	22	146
POST CONVICTION REMEDY	6	1	3	4	0	0	1	3	75	-2
TOTALS FOR PERIOD	3431	7283	6819	2355	1540	2072	135	148	6	464
SIXTH CIRCUIT										
CAPITAL	26	24	27	20	3	17	2	1	5	-3
FELONY	2484	5500	5165	1825	994	1624	106	95	5	335
MISDEMEANOR	497	1077	1110	339	125	314	11	14	4	-33
VIOLATION	30	82	78	31	3	31	0	0	0	4
PROBATION REVOCATION	430	668	520	159	419	107	17	35	22	148
POST CONVICTION REMEDY	6	1	3	4	0	0	1	3	75	-2
TOTALS FOR PERIOD	3473	7352	6903	2378	1544	2093	137	148	6	449

CRIMINAL CIRCUITS FROM 07/01/91 THROUGH 06/30/92

CIRCUIT AND COUNTY	CASES PENDING START	CASES FILED	CASES TERMI-NATED	CASES PENDING AT END ACTIVE	WARRANT OUTSTANDING	AGE OF ALL CASES PENDING LESS 1 YR.	1-2 YRS.	OVER 2 YRS.	% OVER 2 YRS.	CHANGE IN CASES PENDING
SEVENTH CIRCUIT										
GRANT COUNTY DIVISION 1										
CAPITAL	0	0	0	0	0	0	0	0	0	0
FELONY	119	116	109	121	5	62	21	38	31	7
MISDEMEANOR	4	5	3	6	0	3	0	3	50	2
VIOLATION	0	0	0	0	0	0	0	0	0	0
PROBATION REVOCATION	5	1	2	4	0	1	1	2	50	-1
POST CONVICTION REMEDY	0	0	0	0	0	0	0	0	0	0
TOTALS FOR PERIOD	128	122	114	131	5	66	22	43	33	8
GRANT COUNTY DIVISION 2										
CAPITAL	0	0	0	0	0	0	0	0	0	0
FELONY	0	30	11	19	0	19	0	0	0	19
MISDEMEANOR	9	24	15	18	0	16	1	1	6	9
VIOLATION	3	0	1	2	0	0	2	0	0	-1
PROBATION REVOCATION	0	1	0	1	0	1	0	0	0	1
POST CONVICTION REMEDY	0	0	0	0	0	0	0	0	0	0
TOTALS FOR PERIOD	12	55	27	40	0	36	3	1	3	28
GRANT COUNTY DIVISION 3										
CAPITAL	0	0	0	0	0	0	0	0	0	0
FELONY	4	0	2	2	0	0	1	1	50	-2
MISDEMEANOR	4	3	0	7	0	3	4	0	0	3
VIOLATION	1	1	0	2	0	1	1	0	0	1
PROBATION REVOCATION	0	0	0	0	0	0	0	0	0	0
POST CONVICTION REMEDY	0	0	0	0	0	0	0	0	0	0
TOTALS FOR PERIOD	9	4	2	11	0	4	6	1	9	2
GRANT COUNTY										
CAPITAL	0	0	0	0	0	0	0	0	0	0
FELONY	123	146	122	142	5	81	22	39	27	24
MISDEMEANOR	17	32	18	31	0	22	5	4	13	14
VIOLATION	4	1	1	4	0	1	3	0	0	0
PROBATION REVOCATION	5	2	2	5	0	2	1	2	40	0
POST CONVICTION REMEDY	0	0	0	0	0	0	0	0	0	0
TOTALS FOR PERIOD	149	181	143	182	5	106	31	45	25	38
HOT SPRING COUNTY DIVISION 1										
CAPITAL	1	0	1	0	0	0	0	0	0	-1
FELONY	489	281	200	514	56	183	98	233	45	81
MISDEMEANOR	5	6	0	10	1	6	0	4	40	6
VIOLATION	1	0	1	0	0	0	0	0	0	-1
PROBATION REVOCATION	4	0	1	3	0	0	2	1	33	-1
POST CONVICTION REMEDY	0	0	0	0	0	0	0	0	0	0
TOTALS FOR PERIOD	500	287	203	527	57	189	100	238	45	84

CRIMINAL CIRCUITS FROM 07/01/91 THROUGH 06/30/92

CIRCUIT AND COUNTY	CASES PENDING START	CASES FILED	CASES TERMI-NATED	CASES PENDING AT END ACTIVE	WARRANT OUTSTANDING	AGE OF ALL CASES PENDING LESS 1 YR.	1-2 YRS.	OVER 2 YRS.	% OVER 2 YRS.	CHANGE IN CASES PENDING
HOT SPRING COUNTY DIVISION 2										
CAPITAL	0	0	0	0	0	0	0	0	0	0
FELONY	6	73	20	59	0	58	1	0	0	53
MISDEMEANOR	71	99	101	69	0	45	3	21	30	-2
VIOLATION	4	18	12	10	0	9	0	1	10	6
PROBATION REVOCATION	0	0	0	0	0	0	0	0	0	0
POST CONVICTION REMEDY	0	0	0	0	0	0	0	0	0	0
TOTALS FOR PERIOD	81	190	133	138	0	112	4	22	16	57
HOT SPRING COUNTY DIVISION 3										
CAPITAL	0	0	0	0	0	0	0	0	0	0
FELONY	0	0	0	0	0	0	0	0	0	0
MISDEMEANOR	0	0	0	0	0	0	0	0	0	0
VIOLATION	0	0	0	0	0	0	0	0	0	0
PROBATION REVOCATION	0	0	0	0	0	0	0	0	0	0
POST CONVICTION REMEDY	0	0	0	0	0	0	0	0	0	0
TOTALS FOR PERIOD	0	0	0	0	0	0	0	0	0	0
HOT SPRING COUNTY										
CAPITAL	1	0	1	0	0	0	0	0	0	-1
FELONY	495	354	220	573	56	241	99	233	41	134
MISDEMEANOR	76	105	101	79	1	51	3	25	32	4
VIOLATION	5	18	13	10	0	9	0	1	10	5
PROBATION REVOCATION	4	0	1	3	0	0	2	1	33	-1
POST CONVICTION REMEDY	0	0	0	0	0	0	0	0	0	0
TOTALS FOR PERIOD	581	477	336	665	57	301	104	260	39	141
SALINE COUNTY DIVISION 1										
CAPITAL	5	4	3	5	1	4	0	1	20	1
FELONY	2318	637	1623	540	792	292	89	159	29	-986
MISDEMEANOR	46	22	38	12	18	9	1	2	17	-16
VIOLATION	1	0	0	0	1	0	0	0	0	0
PROBATION REVOCATION	14	9	16	6	1	0	3	3	50	-7
POST CONVICTION REMEDY	1	3	3	1	0	0	0	1	100	0
TOTALS FOR PERIOD	2385	675	1683	564	813	305	93	166	29	-1008
SALINE COUNTY DIVISION 2										
CAPITAL	0	0	0	0	0	0	0	0	0	0
FELONY	0	174	52	115	7	115	0	0	0	122
MISDEMEANOR	32	120	80	71	1	65	5	1	1	40
VIOLATION	6	8	6	8	0	5	2	1	13	2
PROBATION REVOCATION	0	0	0	0	0	0	0	0	0	0
POST CONVICTION REMEDY	0	0	0	0	0	0	0	0	0	0
TOTALS FOR PERIOD	38	302	138	194	8	185	7	2	1	164

CRIMINAL CIRCUITS FROM 07/01/91 THROUGH 06/30/92

CIRCUIT AND COUNTY	CASES PENDING START	CASES FILED	CASES TERMI-NATED	CASES PENDING AT END ACTIVE	WARRANT OUTSTANDING	AGE OF ALL CASES PENDING LESS 1 YR.	1-2 YRS.	OVER 2 YRS.	% OVER 2 YRS.	CHANGE IN CASES PENDING
SALINE COUNTY DIVISION 3										
CAPITAL	0	0	0	0	0	0	0	0	0	0
FELONY	8	0	4	1	3	0	1	0	0	-4
MISDEMEANOR	1	0	0	1	0	0	0	1	100	0
VIOLATION	0	0	0	0	0	0	0	0	0	0
PROBATION REVOCATION	0	0	0	0	0	0	0	0	0	0
POST CONVICTION REMEDY	0	0	0	0	0	0	0	0	0	0
TOTALS FOR PERIOD	9	0	4	2	3	0	1	1	50	-4
SALINE COUNTY										
CAPITAL	5	4	3	5	1	4	0	1	20	1
FELONY	2326	311	1679	656	802	407	90	159	24	-868
MISDEMEANOR	79	142	118	84	19	74	6	4	5	24
VIOLATION	7	8	6	8	1	5	2	1	13	2
PROBATION REVOCATION	14	9	16	6	1	0	3	3	50	-7
POST CONVICTION REMEDY	1	3	3	1	0	0	0	1	100	0
TOTALS FOR PERIOD	2432	977	1825	760	824	490	101	169	2	-845
SEVENTH CIRCUIT										
CAPITAL	6	4	4	5	1	4	0	1	20	0
FELONY	2944	1311	2021	1371	863	729	211	431	31	-710
MISDEMEANOR	172	279	237	194	20	147	14	33	17	42
VIOLATION	16	27	20	22	1	15	5	2	9	7
PROBATION REVOCATION	23	11	19	14	1	2	6	6	43	-3
POST CONVICTION REMEDY	1	3	3	1	0	0	0	1	100	0
TOTALS FOR PERIOD	3162	1635	2304	1607	886	897	236	474	29	-669
EIGHTH CIRCUIT										
HEMPSTEAD COUNTY DIVISION 1										
CAPITAL	1	0	1	0	0	0	0	0	0	-1
FELONY	83	106	115	60	14	52	7	1	2	-9
MISDEMEANOR	26	5	24	4	3	3	0	1	25	-19
VIOLATION	0	0	0	0	0	0	0	0	0	0
PROBATION REVOCATION	19	23	22	20	0	19	1	0	0	1
POST CONVICTION REMEDY	2	6	2	6	0	5	1	0	0	4
TOTALS FOR PERIOD	131	140	164	90	17	79	9	2	2	-24
HEMPSTEAD COUNTY DIVISION 2										
CAPITAL	0	0	0	0	0	0	0	0	0	0
FELONY	61	79	96	37	7	33	2	2	5	-17
MISDEMEANOR	7	7	9	5	0	4	1	0	0	-2
VIOLATION	0	0	0	0	0	0	0	0	0	0
PROBATION REVOCATION	5	9	9	5	0	5	0	0	0	0
POST CONVICTION REMEDY	0	4	3	1	0	1	0	0	0	1
TOTALS FOR PERIOD	73	99	117	48	7	43	3	2	4	-18

CRIMINAL CIRCUITS FROM 07/01/91 THROUGH 06/30/92

CIRCUIT AND COUNTY	CASES PENDING START	CASES FILED	CASES TERMI-NATED	CASES PENDING AT END ACTIVE	WARRANT OUTSTANDING	AGE OF ALL CASES PENDING LESS 1 YR.	1-2 YRS.	OVER 2 YRS.	% OVER 2 YRS.	CHANGE IN CASES PENDING
HEMPSTEAD COUNTY DIVISION 3										
CAPITAL	0	0	0	0	0	0	0	0	0	0
FELONY	57	99	82	65	9	59	3	3	5	17
MISDEMEANOR	4	9	4	9	0	7	2	0	0	5
VIOLATION	0	0	0	0	0	0	0	0	0	0
PROBATION REVOCATION	10	15	17	8	0	7	0	1	13	-2
POST CONVICTION REMEDY	4	1	5	0	0	0	0	0	0	-4
TOTALS FOR PERIOD	75	124	108	82	9	73	5	4	5	16
HEMPSTEAD COUNTY DIVISION 4										
CAPITAL	0	0	0	0	0	0	0	0	0	0
FELONY	15	61	48	23	5	22	1	0	0	13
MISDEMEANOR	0	2	1	1	0	1	0	0	0	1
VIOLATION	0	1	1	0	0	0	0	0	0	0
PROBATION REVOCATION	1	1	2	0	0	0	0	0	0	-1
POST CONVICTION REMEDY	0	0	0	0	0	0	0	0	0	0
TOTALS FOR PERIOD	16	65	52	24	5	23	1	0	0	13
HEMPSTEAD COUNTY										
CAPITAL	1	0	1	0	0	0	0	0	0	-1
FELONY	216	345	341	185	35	166	13	6	3	4
MISDEMEANOR	37	23	38	19	3	15	3	1	5	-15
VIOLATION	0	1	1	0	0	0	0	0	0	0
PROBATION REVOCATION	35	48	50	33	0	31	1	1	3	-2
POST CONVICTION REMEDY	6	11	10	7	0	6	1	0	0	1
TOTALS FOR PERIOD	295	428	441	244	38	218	18	8	3	-13
LAFAYETTE COUNTY DIVISION 1										
CAPITAL	0	0	0	0	0	0	0	0	0	0
FELONY	11	65	61	12	3	12	0	0	0	4
MISDEMEANOR	0	14	6	8	0	8	0	0	0	8
VIOLATION	0	0	0	0	0	0	0	0	0	0
PROBATION REVOCATION	6	1	7	0	0	0	0	0	0	-6
POST CONVICTION REMEDY	0	0	0	0	0	0	0	0	0	0
TOTALS FOR PERIOD	17	80	74	20	3	20	0	0	0	6
LAFAYETTE COUNTY DIVISION 2										
CAPITAL	0	2	0	2	0	2	0	0	0	2
FELONY	18	66	57	24	3	23	1	0	0	9
MISDEMEANOR	3	0	1	2	0	0	2	0	0	-1
VIOLATION	0	0	0	0	0	0	0	0	0	0
PROBATION REVOCATION	1	2	2	1	0	1	0	0	0	0
POST CONVICTION REMEDY	0	0	0	0	0	0	0	0	0	0
TOTALS FOR PERIOD	22	70	60	29	3	26	3	0	0	10

CRIMINAL CIRCUITS FROM 07/01/91 THROUGH 06/30/92

CIRCUIT AND COUNTY	CASES PENDING START	CASES FILED	CASES TERMI-NATED	CASES PENDING AT END ACTIVE	WARRANT OUTSTANDING	AGE OF ALL CASES PENDING LESS 1 YR.	1-2 YRS.	OVER 2 YRS.	% OVER 2 YRS.	CHANGE IN CASES PENDING
LAFAYETTE COUNTY DIVISION 3										
CAPITAL	0	0	0	0	0	0	0	0	0	0
FELONY	16	62	47	27	4	27	0	0	0	15
MISDEMEANOR	0	2	0	2	0	2	0	0	0	2
VIOLATION	0	0	0	0	0	0	0	0	0	0
PROBATION REVOCATION	4	3	6	0	1	0	0	0	0	-3
POST CONVICTION REMEDY	0	0	0	0	0	0	0	0	0	0
TOTALS FOR PERIOD	20	67	53	29	5	29	0	0	0	14
LAFAYETTE COUNTY DIVISION 4										
CAPITAL	0	0	0	0	0	0	0	0	0	0
FELONY	3	34	32	5	0	4	1	0	0	2
MISDEMEANOR	0	1	1	0	0	0	0	0	0	0
VIOLATION	0	0	0	0	0	0	0	0	0	0
PROBATION REVOCATION	0	1	1	0	0	0	0	0	0	0
POST CONVICTION REMEDY	0	0	0	0	0	0	0	0	0	0
TOTALS FOR PERIOD	3	36	34	5	0	4	1	0	0	2
LAFAYETTE COUNTY										
CAPITAL	0	2	0	2	0	2	0	0	0	2
FELONY	48	227	197	68	10	66	2	0	0	30
MISDEMEANOR	3	17	8	12	0	10	2	0	0	9
VIOLATION	0	0	0	0	0	0	0	0	0	0
PROBATION REVOCATION	11	7	16	1	1	1	0	0	0	-9
POST CONVICTION REMEDY	0	0	0	0	0	0	0	0	0	0
TOTALS FOR PERIOD	62	253	221	83	11	79	4	0	0	32
MILLER COUNTY DIVISION 1										
CAPITAL	0	0	0	0	0	0	0	0	0	0
FELONY	151	210	225	106	30	88	15	3	3	-15
MISDEMEANOR	9	15	7	17	0	13	4	0	0	8
VIOLATION	1	0	1	0	0	0	0	0	0	-1
PROBATION REVOCATION	19	38	23	29	5	27	2	0	0	15
POST CONVICTION REMEDY	0	2	2	0	0	0	0	0	0	0
TOTALS FOR PERIOD	180	265	258	152	35	128	21	3	2	7
MILLER COUNTY DIVISION 2										
CAPITAL	2	0	2	0	0	0	0	0	0	-2
FELONY	110	194	181	102	21	94	7	1	1	13
MISDEMEANOR	8	16	9	15	0	13	0	2	13	7
VIOLATION	1	0	0	1	0	0	0	1	100	0
PROBATION REVOCATION	12	38	25	22	3	22	0	0	0	13
POST CONVICTION REMEDY	0	2	2	0	0	0	0	0	0	0
TOTALS FOR PERIOD	133	250	219	140	24	129	7	4	3	31

CRIMINAL CIRCUITS FROM 07/01/91 THROUGH 06/30/92

CIRCUIT AND COUNTY	CASES PENDING START	CASES FILED	CASES TERMI-NATED	CASES PENDING AT END ACTIVE	WARRANT OUTSTANDING	AGE OF ALL CASES PENDING LESS 1 YR.	1-2 YRS.	OVER 2 YRS.	% OVER 2 YRS.	CHANGE IN CASES PENDING
MILLER COUNTY DIVISION 3										
CAPITAL	1	2	1	2	0	2	0	0	0	1
FELONY	88	242	189	119	22	110	7	2	2	53
MISDEMEANOR	16	33	22	27	0	24	2	1	4	11
VIOLATION	1	0	1	0	0	0	0	0	0	-1
PROBATION REVOCATION	18	33	27	22	2	22	0	0	0	6
POST CONVICTION REMEDY	1	6	6	1	0	0	0	1	100	0
TOTALS FOR PERIOD	125	316	246	171	24	158	9	4	2	70
MILLER COUNTY DIVISION 4										
CAPITAL	0	0	0	0	0	0	0	0	0	0
FELONY	20	219	144	90	5	83	7	0	0	75
MISDEMEANOR	5	11	12	4	0	4	0	0	0	-1
VIOLATION	1	0	1	0	0	0	0	0	0	-1
PROBATION REVOCATION	0	8	1	6	1	6	0	0	0	7
POST CONVICTION REMEDY	0	0	0	0	0	0	0	0	0	0
TOTALS FOR PERIOD	26	238	158	100	6	93	7	0	0	80
MILLER COUNTY										
CAPITAL	3	2	3	2	0	2	0	0	0	-1
FELONY	369	865	739	417	78	375	36	6	1	126
MISDEMEANOR	38	75	50	63	0	54	6	3	5	25
VIOLATION	4	0	3	1	0	0	0	1	100	-3
PROBATION REVOCATION	49	117	76	79	11	77	2	0	0	41
POST CONVICTION REMEDY	1	10	10	1	0	0	0	1	100	0
TOTALS FOR PERIOD	464	1069	881	563	89	508	44	11	2	188
NEVADA COUNTY DIVISION 1										
CAPITAL	0	0	0	0	0	0	0	0	0	0
FELONY	13	63	52	23	1	15	8	0	0	11
MISDEMEANOR	7	11	10	7	1	6	1	0	0	1
VIOLATION	1	1	1	1	0	1	0	0	0	0
PROBATION REVOCATION	7	4	7	3	1	3	0	0	0	-3
POST CONVICTION REMEDY	0	0	0	0	0	0	0	0	0	0
TOTALS FOR PERIOD	28	79	70	34	3	25	9	0	0	9
NEVADA COUNTY DIVISION 2										
CAPITAL	0	0	0	0	0	0	0	0	0	0
FELONY	4	35	26	13	0	13	0	0	0	9
MISDEMEANOR	1	3	3	1	0	1	0	0	0	0
VIOLATION	0	1	1	0	0	0	0	0	0	0
PROBATION REVOCATION	1	0	1	0	0	0	0	0	0	-1
POST CONVICTION REMEDY	0	0	0	0	0	0	0	0	0	0
TOTALS FOR PERIOD	6	39	31	14	0	14	0	0	0	8

CRIMINAL CIRCUITS FROM 07/01/91 THROUGH 06/30/92

CIRCUIT AND COUNTY	CASES PENDING START	CASES FILED	CASES TERMI-NATED	CASES PENDING AT END ACTIVE	WARRANT OUTSTANDING	AGE OF ALL CASES PENDING LESS 1 YR.	1-2 YRS.	OVER 2 YRS.	% OVER 2 YRS.	CHANGE IN CASES PENDING
NEVADA COUNTY DIVISION 3										
CAPITAL	0	0	0	0	0	0	0	0	0	0
FELONY	25	47	62	5	5	5	0	0	0	-15
MISDEMEANOR	0	3	1	2	0	2	0	0	0	2
VIOLATION	0	0	0	0	0	0	0	0	0	0
PROBATION REVOCATION	8	4	5	1	6	1	0	0	0	-1
POST CONVICTION REMEDY	0	0	0	0	0	0	0	0	0	0
TOTALS FOR PERIOD	33	54	68	8	11	8	0	0	0	-14
NEVADA COUNTY DIVISION 4										
CAPITAL	0	0	0	0	0	0	0	0	0	0
FELONY	0	35	16	19	0	19	0	0	0	19
MISDEMEANOR	0	2	0	2	0	2	0	0	0	2
VIOLATION	0	0	0	0	0	0	0	0	0	0
PROBATION REVOCATION	3	5	5	3	0	2	0	1	33	0
POST CONVICTION REMEDY	0	0	0	0	0	0	0	0	0	0
TOTALS FOR PERIOD	3	42	21	24	0	23	0	1	4	21
NEVADA COUNTY										
CAPITAL	0	0	0	0	0	0	0	0	0	0
FELONY	42	180	156	60	6	52	8	0	0	24
MISDEMEANOR	8	19	14	12	1	11	1	0	0	5
VIOLATION	1	2	2	1	0	1	0	0	0	0
PROBATION REVOCATION	19	13	18	7	7	6	0	1	14	-5
POST CONVICTION REMEDY	0	0	0	0	0	0	0	0	0	0
TOTALS FOR PERIOD	70	214	190	80	14	70	9	1	1	24
EIGHTH CIRCUIT										
CAPITAL	4	4	4	4	0	4	0	0	0	0
FELONY	675	1617	1433	730	129	659	59	12	2	184
MISDEMEANOR	86	134	110	106	4	90	12	4	4	24
VIOLATION	5	3	6	2	0	1	0	1	50	-3
PROBATION REVOCATION	114	185	160	120	19	115	3	2	2	25
POST CONVICTION REMEDY	7	21	20	8	0	6	1	1	13	1
TOTALS FOR PERIOD	891	1964	1733	970	152	875	75	20	2	231
NINTH CIRCUIT EAST										
CLARK COUNTY										
CAPITAL	0	1	0	1	0	1	0	0	0	1
FELONY	199	258	344	57	56	52	3	2	4	-86
MISDEMEANOR	4	15	11	8	0	8	0	0	0	4
VIOLATION	11	6	17	0	0	0	0	0	0	-11
PROBATION REVOCATION	1	82	40	18	25	18	0	0	0	42
POST CONVICTION REMEDY	1	5	5	1	0	1	0	0	0	0
TOTALS FOR PERIOD	216	367	417	85	81	80	3	2	2	-50

CRIMINAL CIRCUITS FROM 07/01/91 THROUGH 06/30/92

CIRCUIT AND COUNTY	CASES PENDING START	CASES FILED	CASES TERMI-NATED	CASES PENDING AT END ACTIVE	WARRANT OUTSTANDING	AGE OF ALL CASES PENDING LESS 1 YR.	1-2 YRS.	OVER 2 YRS.	% OVER 2 YRS.	CHANGE IN CASES PENDING
PIKE COUNTY										
CAPITAL	1	0	1	0	0	0	0	0	0	-1
FELONY	56	129	97	68	20	62	2	4	6	32
MISDEMEANOR	1	7	2	4	2	4	0	0	0	5
VIOLATION	3	3	4	2	0	2	0	0	0	-1
PROBATION REVOCATION	2	4	4	1	1	1	0	0	0	0
POST CONVICTION REMEDY	0	2	2	0	0	0	0	0	0	0
TOTALS FOR PERIOD	63	145	110	75	23	69	2	4	5	35
NINTH CIRCUIT EAST										
CAPITAL	1	1	1	1	0	1	0	0	0	0
FELONY	255	387	441	125	76	114	5	6	5	-54
MISDEMEANOR	5	22	13	12	2	12	0	0	0	9
VIOLATION	14	9	21	2	0	2	0	0	0	-12
PROBATION REVOCATION	3	86	44	19	26	19	0	0	0	42
POST CONVICTION REMEDY	1	7	7	1	0	1	0	0	0	0
TOTALS FOR PERIOD	279	512	527	160	104	149	5	6	4	-15
NINTH CIRCUIT WEST										
HOWARD COUNTY										
CAPITAL	1	0	1	0	0	0	0	0	0	-1
FELONY	61	144	146	36	23	32	2	2	6	-2
MISDEMEANOR	4	11	11	4	0	4	0	0	0	0
VIOLATION	1	1	2	0	0	0	0	0	0	-1
PROBATION REVOCATION	16	18	17	12	5	8	3	1	8	1
POST CONVICTION REMEDY	0	2	2	0	0	0	0	0	0	0
TOTALS FOR PERIOD	83	176	179	52	28	44	5	3	6	-3
LITTLE RIVER COUNTY										
CAPITAL	0	0	0	0	0	0	0	0	0	0
FELONY	57	140	167	29	1	26	0	3	10	-27
MISDEMEANOR	20	14	18	16	0	12	1	3	19	-4
VIOLATION	0	1	0	1	0	1	0	0	0	1
PROBATION REVOCATION	15	16	12	19	0	11	8	0	0	4
POST CONVICTION REMEDY	0	0	0	0	0	0	0	0	0	0
TOTALS FOR PERIOD	92	171	197	65	1	50	9	6	9	-26
SEVIER COUNTY										
CAPITAL	0	8	0	8	0	8	0	0	0	8
FELONY	69	151	155	61	4	48	3	10	16	-4
MISDEMEANOR	17	17	23	11	0	6	0	5	45	-6
VIOLATION	5	3	5	3	0	1	1	1	33	-2
PROBATION REVOCATION	12	3	3	7	5	1	5	1	14	0
POST CONVICTION REMEDY	0	0	0	0	0	0	0	0	0	0
TOTALS FOR PERIOD	103	182	186	90	9	64	9	17	19	-4

CRIMINAL CIRCUITS FROM 07/01/91 THROUGH 06/30/92

CIRCUIT AND COUNTY	CASES PENDING START	CASES FILED	CASES TERMI-NATED	CASES PENDING AT END ACTIVE	WARRANT OUTSTANDING	AGE OF ALL CASES PENDING LESS 1 YR.	1-2 YRS.	OVER 2 YRS.	% OVER 2 YRS.	CHANGE IN CASES PENDING
NINTH CIRCUIT WEST										
CAPITAL	1	8	1	8	0	8	0	0	0	7
FELONY	187	435	468	126	28	106	5	15	12	-33
MISDEMEANOR	41	42	52	31	0	22	1	8	26	-10
VIOLATION	6	5	7	4	0	2	1	1	25	-2
PROBATION REVOCATION	43	37	32	38	10	20	16	2	5	5
POST CONVICTION REMEDY	0	2	2	0	0	0	0	0	0	0
TOTALS FOR PERIOD	278	529	562	207	38	158	23	26	13	-33
TENTH CIRCUIT										
ASHLEY COUNTY DIVISION 1										
CAPITAL	0	0	0	0	0	0	0	0	0	0
FELONY	261	174	240	157	38	115	35	7	4	-66
MISDEMEANOR	54	64	65	52	1	48	0	4	8	-1
VIOLATION	4	2	4	2	0	2	0	0	0	-2
PROBATION REVOCATION	3	2	2	2	1	1	0	1	50	0
POST CONVICTION REMEDY	0	0	0	0	0	0	0	0	0	0
TOTALS FOR PERIOD	322	242	311	213	40	166	35	12	6	-69
ASHLEY COUNTY DIVISION 2										
CAPITAL	4	0	4	0	0	0	0	0	0	-4
FELONY	115	231	207	123	16	118	4	1	1	24
MISDEMEANOR	22	58	60	20	0	20	0	0	0	-2
VIOLATION	2	2	2	2	0	2	0	0	0	0
PROBATION REVOCATION	3	17	15	5	0	5	0	0	0	2
POST CONVICTION REMEDY	0	1	1	0	0	0	0	0	0	0
TOTALS FOR PERIOD	146	309	289	150	16	145	4	1	1	20
ASHLEY COUNTY DIVISION 3										
CAPITAL	0	0	0	0	0	0	0	0	0	0
FELONY	0	0	0	0	0	0	0	0	0	0
MISDEMEANOR	0	0	0	0	0	0	0	0	0	0
VIOLATION	0	0	0	0	0	0	0	0	0	0
PROBATION REVOCATION	0	0	0	0	0	0	0	0	0	0
POST CONVICTION REMEDY	0	0	0	0	0	0	0	0	0	0
TOTALS FOR PERIOD	0	0	0	0	0	0	0	0	0	0
ASHLEY COUNTY										
CAPITAL	4	0	4	0	0	0	0	0	0	-4
FELONY	376	405	447	280	54	233	39	8	3	-42
MISDEMEANOR	76	122	125	72	1	68	0	4	6	-3
VIOLATION	6	4	6	4	0	4	0	0	0	-2
PROBATION REVOCATION	6	19	17	7	1	6	0	1	14	2
POST CONVICTION REMEDY	0	1	1	0	0	0	0	0	0	0
TOTALS FOR PERIOD	468	551	600	363	56	311	39	13	4	-49

CRIMINAL CIRCUITS FROM 07/01/91 THROUGH 06/30/92

CIRCUIT AND COUNTY	CASES PENDING START	CASES FILED	CASES TERMI-NATED	CASES PENDING AT END ACTIVE	WARRANT OUTSTANDING	AGE OF ALL CASES PENDING LESS 1 YR.	1-2 YRS.	OVER 2 YRS.	% OVER 2 YRS.	CHANGE IN CASES PENDING
BRADLEY COUNTY DIVISION 1										
CAPITAL	0	1	0	0	1	0	0	0	0	1
FELONY	91	97	113	64	11	51	12	1	2	-16
MISDEMEANOR	5	17	9	10	3	9	1	0	0	8
VIOLATION	1	0	1	0	0	0	0	0	0	-1
PROBATION REVOCATION	2	5	4	1	2	1	0	0	0	1
POST CONVICTION REMEDY	1	0	0	1	0	0	1	0	0	0
TOTALS FOR PERIOD	100	120	127	76	17	61	14	1	1	-7
BRADLEY COUNTY DIVISION 2										
CAPITAL	0	0	0	0	0	0	0	0	0	0
FELONY	58	178	165	68	3	66	2	0	0	13
MISDEMEANOR	7	19	24	1	1	1	0	0	0	-5
VIOLATION	1	2	2	1	0	1	0	0	0	0
PROBATION REVOCATION	0	10	7	3	0	3	0	0	0	3
POST CONVICTION REMEDY	0	0	0	0	0	0	0	0	0	0
TOTALS FOR PERIOD	66	209	198	73	4	71	2	0	0	11
BRADLEY COUNTY DIVISION 3										
CAPITAL	0	0	0	0	0	0	0	0	0	0
FELONY	0	0	0	0	0	0	0	0	0	0
MISDEMEANOR	0	0	0	0	0	0	0	0	0	0
VIOLATION	0	0	0	0	0	0	0	0	0	0
PROBATION REVOCATION	0	0	0	0	0	0	0	0	0	0
POST CONVICTION REMEDY	0	0	0	0	0	0	0	0	0	0
TOTALS FOR PERIOD	0	0	0	0	0	0	0	0	0	0
BRADLEY COUNTY										
CAPITAL	0	1	0	0	1	0	0	0	0	1
FELONY	149	275	278	132	14	117	14	1	1	-3
MISDEMEANOR	12	36	33	11	4	10	1	0	0	3
VIOLATION	2	2	3	1	0	1	0	0	0	-1
PROBATION REVOCATION	2	15	11	4	2	4	0	0	0	4
POST CONVICTION REMEDY	1	0	0	1	0	0	1	0	0	0
TOTALS FOR PERIOD	166	329	325	149	21	132	16	1	1	4
CHICOT COUNTY DIVISION 1										
CAPITAL	1	1	0	2	0	1	1	0	0	1
FELONY	169	139	190	100	18	95	3	2	2	-51
MISDEMEANOR	34	32	42	24	0	19	2	3	13	-10
VIOLATION	8	9	15	2	0	2	0	0	0	-6
PROBATION REVOCATION	0	4	3	1	0	1	0	0	0	1
POST CONVICTION REMEDY	0	1	1	0	0	0	0	0	0	0
TOTALS FOR PERIOD	212	186	251	129	18	118	6	5	4	-65

CRIMINAL CIRCUITS FROM 07/01/91 THROUGH 06/30/92

CIRCUIT AND COUNTY	CASES PENDING START	CASES FILED	CASES TERMI-NATED	CASES PENDING AT END ACTIVE	WARRANT OUTSTANDING	AGE OF ALL CASES PENDING LESS 1 YR.	1-2 YRS.	OVER 2 YRS.	% OVER 2 YRS.	CHANGE IN CASES PENDING
CHICOT COUNTY DIVISION 2										
CAPITAL	0	2	0	2	0	2	0	0	0	2
FELONY	98	127	154	66	5	52	13	1	2	-27
MISDEMEANOR	24	31	37	18	0	14	1	3	17	-6
VIOLATION	2	3	5	0	0	0	0	0	0	-2
PROBATION REVOCATION	3	10	8	5	0	3	1	1	20	2
POST CONVICTION REMEDY	0	0	0	0	0	0	0	0	0	0
TOTALS FOR PERIOD	127	173	204	91	5	71	15	5	5	-31
CHICOT COUNTY DIVISION 3										
CAPITAL	0	0	0	0	0	0	0	0	0	0
FELONY	1	0	1	0	0	0	0	0	0	-1
MISDEMEANOR	0	0	0	0	0	0	0	0	0	0
VIOLATION	0	0	0	0	0	0	0	0	0	0
PROBATION REVOCATION	0	0	0	0	0	0	0	0	0	0
POST CONVICTION REMEDY	0	0	0	0	0	0	0	0	0	0
TOTALS FOR PERIOD	1	0	1	0	0	0	0	0	0	-1
CHICOT COUNTY										
CAPITAL	1	3	0	4	0	3	1	0	0	3
FELONY	268	266	345	166	23	147	16	3	2	-79
MISDEMEANOR	58	63	79	42	0	33	3	6	14	-16
VIOLATION	10	12	20	2	0	2	0	0	0	-8
PROBATION REVOCATION	3	14	11	6	0	4	1	1	17	3
POST CONVICTION REMEDY	0	1	1	0	0	0	0	0	0	0
TOTALS FOR PERIOD	340	359	456	220	23	189	21	10	5	-97
DESHA COUNTY DIVISION 1										
CAPITAL	2	0	2	0	0	0	0	0	0	-2
FELONY	77	196	41	194	38	182	8	4	2	155
MISDEMEANOR	54	61	67	47	1	29	7	11	23	-6
VIOLATION	17	15	25	7	0	4	2	1	14	-10
PROBATION REVOCATION	3	1	2	0	2	0	0	0	0	-1
POST CONVICTION REMEDY	0	0	0	0	0	0	0	0	0	0
TOTALS FOR PERIOD	153	273	137	248	41	215	17	16	6	136
DESHA COUNTY DIVISION 2										
CAPITAL	0	1	0	1	0	1	0	0	0	1
FELONY	80	178	97	154	7	135	5	14	9	81
MISDEMEANOR	39	61	57	43	0	43	0	0	0	4
VIOLATION	4	18	11	11	0	11	0	0	0	7
PROBATION REVOCATION	10	9	16	2	1	2	0	0	0	-7
POST CONVICTION REMEDY	0	0	0	0	0	0	0	0	0	0
TOTALS FOR PERIOD	133	267	181	211	8	192	5	14	7	86

CRIMINAL CIRCUITS FROM 07/01/91 THROUGH 06/30/92

CIRCUIT AND COUNTY	CASES PENDING START	CASES FILED	CASES TERMI-NATED	CASES PENDING AT END ACTIVE	WARRANT OUTSTANDING	AGE OF ALL CASES PENDING LESS 1 YR.	1-2 YRS.	OVER 2 YRS.	% OVER 2 YRS.	CHANGE IN CASES PENDING
DESHA COUNTY DIVISION 3										
CAPITAL	0	0	0	0	0	0	0	0	0	0
FELONY	0	0	0	0	0	0	0	0	0	0
MISDEMEANOR	0	0	0	0	0	0	0	0	0	0
VIOLATION	0	0	0	0	0	0	0	0	0	0
PROBATION REVOCATION	0	0	0	0	0	0	0	0	0	0
POST CONVICTION REMEDY	0	0	0	0	0	0	0	0	0	0
TOTALS FOR PERIOD	0	0	0	0	0	0	0	0	0	0
DESHA COUNTY										
CAPITAL	2	1	2	1	0	1	0	0	0	-1
FELONY	157	374	138	348	45	317	13	18	5	236
MISDEMEANOR	93	122	124	90	1	72	7	11	12	-2
VIOLATION	21	33	36	18	0	15	2	1	6	-3
PROBATION REVOCATION	13	10	18	2	3	2	0	0	0	-8
POST CONVICTION REMEDY	0	0	0	0	0	0	0	0	0	0
TOTALS FOR PERIOD	286	540	318	459	49	407	22	30	7	222
DREW COUNTY DIVISION 1										
CAPITAL	0	0	0	0	0	0	0	0	0	0
FELONY	147	191	169	143	26	100	19	24	17	22
MISDEMEANOR	11	17	11	17	0	14	0	3	18	6
VIOLATION	3	1	3	1	0	0	0	1	100	-2
PROBATION REVOCATION	5	2	3	1	3	0	0	1	100	-1
POST CONVICTION REMEDY	0	0	0	0	0	0	0	0	0	0
TOTALS FOR PERIOD	166	211	186	162	29	114	19	29	18	25
DREW COUNTY DIVISION 2										
CAPITAL	2	0	2	0	0	0	0	0	0	-2
FELONY	44	97	72	64	5	57	7	0	0	25
MISDEMEANOR	5	27	22	10	0	9	0	1	10	5
VIOLATION	1	7	8	0	0	0	0	0	0	-1
PROBATION REVOCATION	3	4	4	3	0	3	0	0	0	0
POST CONVICTION REMEDY	0	0	0	0	0	0	0	0	0	0
TOTALS FOR PERIOD	55	135	108	77	5	69	7	1	1	27
DREW COUNTY DIVISION 3										
CAPITAL	0	0	0	0	0	0	0	0	0	0
FELONY	0	0	0	0	0	0	0	0	0	0
MISDEMEANOR	0	0	0	0	0	0	0	0	0	0
VIOLATION	0	0	0	0	0	0	0	0	0	0
PROBATION REVOCATION	0	0	0	0	0	0	0	0	0	0
POST CONVICTION REMEDY	0	0	0	0	0	0	0	0	0	0
TOTALS FOR PERIOD	0	0	0	0	0	0	0	0	0	0

CRIMINAL CIRCUITS FROM 07/01/91 THROUGH 06/30/92

CIRCUIT AND COUNTY	CASES PENDING START	CASES FILED	CASES TERMI-NATED	CASES PENDING AT END ACTIVE	WARRANT OUTSTANDING	AGE OF ALL CASES PENDING LESS 1 YR.	1-2 YRS.	OVER 2 YRS.	% OVER 2 YRS.	CHANGE IN CASES PENDING
DREW COUNTY										
CAPITAL	2	0	2	0	0	0	0	0	0	-2
FELONY	191	288	241	207	31	157	26	24	12	47
MISDEMEANOR	16	44	33	27	0	23	0	4	15	11
VIOLATION	4	8	11	1	0	0	0	1	100	-3
PROBATION REVOCATION	8	6	7	4	3	3	0	1	25	-1
POST CONVICTION REMEDY	0	0	0	0	0	0	0	0	0	0
TOTALS FOR PERIOD	221	346	294	239	34	183	26	30	13	52
TENTH CIRCUIT										
CAPITAL	9	5	8	5	1	4	1	0	0	-3
FELONY	1141	1608	1449	1133	167	971	108	54	5	159
MISDEMEANOR	255	387	394	242	6	206	11	25	10	-7
VIOLATION	43	59	76	26	0	22	2	2	8	-17
PROBATION REVOCATION	32	64	64	23	9	19	1	3	13	0
POST CONVICTION REMEDY	1	2	2	1	0	0	1	0	0	0
TOTALS FOR PERIOD	1481	2125	1993	1430	183	1222	124	84	6	132
ELEVENTH CIRCUIT EAST										
ARKANSAS COUNTY										
CAPITAL	0	0	0	0	0	0	0	0	0	0
FELONY	517	484	471	284	246	211	64	9	3	13
MISDEMEANOR	130	97	112	66	49	45	20	1	2	-15
VIOLATION	13	5	15	3	0	2	1	0	0	-10
PROBATION REVOCATION	42	96	77	44	17	37	5	2	5	19
POST CONVICTION REMEDY	5	71	73	3	0	3	0	0	0	-2
TOTALS FOR PERIOD	707	753	748	400	312	298	90	12	3	5
ELEVENTH CIRCUIT EAST										
CAPITAL	0	0	0	0	0	0	0	0	0	0
FELONY	517	484	471	284	246	211	64	9	3	13
MISDEMEANOR	130	97	112	66	49	45	20	1	2	-15
VIOLATION	13	5	15	3	0	2	1	0	0	-10
PROBATION REVOCATION	42	96	77	44	17	37	5	2	5	19
POST CONVICTION REMEDY	5	71	73	3	0	3	0	0	0	-2
TOTALS FOR PERIOD	707	753	748	400	312	298	90	12	3	5
ELEVENTH CIRCUIT WEST										
JEFFERSON COUNTY DIVISION 1										
CAPITAL	0	0	0	0	0	0	0	0	0	0
FELONY	537	522	582	148	329	135	8	5	3	-60
MISDEMEANOR	86	61	60	86	1	42	21	23	27	1
VIOLATION	15	21	12	24	0	18	6	0	0	9
PROBATION REVOCATION	95	163	128	28	102	24	0	4	14	35
POST CONVICTION REMEDY	0	0	0	0	0	0	0	0	0	0
TOTALS FOR PERIOD	733	767	782	286	432	219	35	32	11	-15

CRIMINAL CIRCUITS FROM 07/01/91 THROUGH 06/30/92

CIRCUIT AND COUNTY	CASES PENDING START	CASES FILED	CASES TERMI-NATED	CASES PENDING AT END ACTIVE	WARRANT OUTSTANDING	AGE OF ALL CASES PENDING LESS 1 YR.	1-2 YRS.	OVER 2 YRS.	% OVER 2 YRS.	CHANGE IN CASES PENDING
JEFFERSON COUNTY DIVISION 2										
CAPITAL	3	4	4	3	0	3	0	0	0	0
FELONY	410	561	488	165	318	157	6	2	1	73
MISDEMEANOR	66	74	62	76	2	52	21	3	4	12
VIOLATION	14	7	6	15	0	6	8	1	7	1
PROBATION REVOCATION	171	161	166	13	153	13	0	0	0	-5
POST CONVICTION REMEDY	0	0	0	0	0	0	0	0	0	0
TOTALS FOR PERIOD	664	807	726	272	473	231	35	6	2	81
JEFFERSON COUNTY DIVISION 3										
CAPITAL	0	0	0	0	0	0	0	0	0	0
FELONY	206	308	236	104	174	93	8	3	3	72
MISDEMEANOR	38	29	28	39	0	24	10	5	13	1
VIOLATION	1	3	1	3	0	3	0	0	0	2
PROBATION REVOCATION	44	83	89	17	21	13	3	1	6	-6
POST CONVICTION REMEDY	9	8	4	13	0	5	0	8	62	4
TOTALS FOR PERIOD	298	431	358	176	195	138	21	17	10	73
JEFFERSON COUNTY DIVISION 4										
CAPITAL	0	0	0	0	0	0	0	0	0	0
FELONY	0	0	0	0	0	0	0	0	0	0
MISDEMEANOR	0	0	0	0	0	0	0	0	0	0
VIOLATION	0	0	0	0	0	0	0	0	0	0
PROBATION REVOCATION	0	0	0	0	0	0	0	0	0	0
POST CONVICTION REMEDY	0	0	0	0	0	0	0	0	0	0
TOTALS FOR PERIOD	0	0	0	0	0	0	0	0	0	0
JEFFERSON COUNTY										
CAPITAL	3	4	4	3	0	3	0	0	0	0
FELONY	1153	1391	1306	417	821	385	22	10	2	85
MISDEMEANOR	190	164	150	201	3	118	52	31	15	14
VIOLATION	30	31	19	42	0	27	14	1	2	12
PROBATION REVOCATION	310	407	383	58	276	50	3	5	9	24
POST CONVICTION REMEDY	9	8	4	13	0	5	0	8	62	4
TOTALS FOR PERIOD	1695	2005	1866	734	1100	588	91	55	7	139
LINCOLN COUNTY DIVISION 1										
CAPITAL	0	2	2	0	0	0	0	0	0	0
FELONY	29	44	43	10	20	10	0	0	0	1
MISDEMEANOR	7	18	15	10	0	10	0	0	0	3
VIOLATION	1	2	2	1	0	1	0	0	0	0
PROBATION REVOCATION	16	7	10	0	13	0	0	0	0	-3
POST CONVICTION REMEDY	0	0	0	0	0	0	0	0	0	0
TOTALS FOR PERIOD	53	73	72	21	33	21	0	0	0	1

CRIMINAL CIRCUITS FROM 07/01/91 THROUGH 06/30/92

CIRCUIT AND COUNTY	CASES PENDING START	CASES FILED	CASES TERMI-NATED	CASES PENDING AT END ACTIVE	WARRANT OUTSTANDING	AGE OF ALL CASES PENDING LESS 1 YR.	1-2 YRS.	OVER 2 YRS.	% OVER 2 YRS.	CHANGE IN CASES PENDING
LINCOLN COUNTY DIVISION 2										
CAPITAL	0	0	0	0	0	0	0	0	0	0
FELONY	18	31	32	3	14	3	0	0	0	-1
MISDEMEANOR	11	11	13	9	0	9	0	0	0	-2
VIOLATION	1	2	1	2	0	2	0	0	0	1
PROBATION REVOCATION	8	8	8	0	8	0	0	0	0	0
POST CONVICTION REMEDY	0	0	0	0	0	0	0	0	0	0
TOTALS FOR PERIOD	38	52	54	14	22	14	0	0	0	-2
LINCOLN COUNTY DIVISION 3										
CAPITAL	1	1	1	1	0	1	0	0	0	0
FELONY	13	16	18	7	4	5	1	1	14	-2
MISDEMEANOR	1	10	2	8	1	7	1	0	0	8
VIOLATION	1	2	0	3	0	2	1	0	0	2
PROBATION REVOCATION	0	0	0	0	0	0	0	0	0	0
POST CONVICTION REMEDY	0	0	0	0	0	0	0	0	0	0
TOTALS FOR PERIOD	16	29	21	19	5	15	3	1	5	8
LINCOLN COUNTY DIVISION 4										
CAPITAL	0	0	0	0	0	0	0	0	0	0
FELONY	0	0	0	0	0	0	0	0	0	0
MISDEMEANOR	0	0	0	0	0	0	0	0	0	0
VIOLATION	0	0	0	0	0	0	0	0	0	0
PROBATION REVOCATION	0	0	0	0	0	0	0	0	0	0
POST CONVICTION REMEDY	0	0	0	0	0	0	0	0	0	0
TOTALS FOR PERIOD	0	0	0	0	0	0	0	0	0	0
LINCOLN COUNTY										
CAPITAL	1	3	3	1	0	1	0	0	0	0
FELONY	60	91	93	20	38	18	1	1	5	-2
MISDEMEANOR	19	39	30	27	1	26	1	0	0	9
VIOLATION	3	6	3	6	0	5	1	0	0	3
PROBATION REVOCATION	24	15	18	0	21	0	0	0	0	-3
POST CONVICTION REMEDY	0	0	0	0	0	0	0	0	0	0
TOTALS FOR PERIOD	107	154	147	54	60	50	3	1	2	7
ELEVENTH CIRCUIT WEST										
CAPITAL	4	7	7	4	0	4	0	0	0	0
FELONY	1213	1482	1399	437	859	403	23	11	3	83
MISDEMEANOR	209	203	180	228	4	144	53	31	14	23
VIOLATION	33	37	22	48	0	32	15	1	2	15
PROBATION REVOCATION	334	422	401	58	297	50	3	5	9	21
POST CONVICTION REMEDY	9	8	4	13	0	5	0	8	62	4
TOTALS FOR PERIOD	1802	2159	2013	788	1160	638	94	56	7	146

CRIMINAL CIRCUITS FROM 07/01/91 THROUGH 06/30/92

CIRCUIT AND COUNTY	CASES PENDING START	CASES FILED	CASES TERMI-NATED	CASES PENDING AT END ACTIVE	WARRANT OUTSTANDING	AGE OF ALL CASES PENDING LESS 1 YR.	1-2 YRS.	OVER 2 YRS.	% OVER 2 YRS.	CHANGE IN CASES PENDING
TWELFTH CIRCUIT										
CRAWFORD COUNTY DIVISION 1										
CAPITAL	1	0	0	0	1	0	0	0	0	0
FELONY	545	482	458	201	368	150	17	34	17	24
MISDEMEANOR	67	113	100	79	1	69	7	3	4	13
VIOLATION	9	23	20	12	0	11	0	1	8	3
PROBATION REVOCATION	156	211	116	78	173	56	2	20	26	95
POST CONVICTION REMEDY	0	0	0	0	0	0	0	0	0	0
TOTALS FOR PERIOD	778	829	694	370	543	286	26	58	16	135
CRAWFORD COUNTY DIVISION 2										
CAPITAL	0	0	0	0	0	0	0	0	0	0
FELONY	0	1	0	1	0	1	0	0	0	1
MISDEMEANOR	0	0	0	0	0	0	0	0	0	0
VIOLATION	0	0	0	0	0	0	0	0	0	0
PROBATION REVOCATION	0	1	0	1	0	0	0	1	100	1
POST CONVICTION REMEDY	0	0	0	0	0	0	0	0	0	0
TOTALS FOR PERIOD	0	2	0	2	0	1	0	1	50	2
CRAWFORD COUNTY DIVISION 3										
CAPITAL	0	0	0	0	0	0	0	0	0	0
FELONY	0	4	3	1	0	0	1	0	0	1
MISDEMEANOR	0	0	0	0	0	0	0	0	0	0
VIOLATION	0	0	0	0	0	0	0	0	0	0
PROBATION REVOCATION	0	0	0	0	0	0	0	0	0	0
POST CONVICTION REMEDY	0	0	0	0	0	0	0	0	0	0
TOTALS FOR PERIOD	0	4	3	1	0	0	1	0	0	1
CRAWFORD COUNTY DIVISION 4										
CAPITAL	0	0	0	0	0	0	0	0	0	0
FELONY	0	1	1	0	0	0	0	0	0	0
MISDEMEANOR	0	0	0	0	0	0	0	0	0	0
VIOLATION	0	0	0	0	0	0	0	0	0	0
PROBATION REVOCATION	0	1	0	1	0	1	0	0	0	1
POST CONVICTION REMEDY	0	0	0	0	0	0	0	0	0	0
TOTALS FOR PERIOD	0	2	1	1	0	1	0	0	0	1
CRAWFORD COUNTY										
CAPITAL	1	0	0	0	1	0	0	0	0	0
FELONY	545	488	462	203	368	151	18	34	17	26
MISDEMEANOR	67	113	100	79	1	69	7	3	4	13
VIOLATION	9	23	20	12	0	11	0	1	8	3
PROBATION REVOCATION	156	213	116	80	173	57	2	21	26	97
POST CONVICTION REMEDY	0	0	0	0	0	0	0	0	0	0
TOTALS FOR PERIOD	778	837	698	374	543	283	27	59	16	139

CRIMINAL CIRCUITS FROM 07/01/91 THROUGH 06/30/92

CIRCUIT AND COUNTY	CASES PENDING START	CASES FILED	CASES TERMI-NATED	CASES PENDING AT END ACTIVE	WARRANT OUTSTANDING	AGE OF ALL CASES PENDING LESS 1 YR.	1-2 YRS.	OVER 2 YRS.	% OVER 2 YRS.	CHANGE IN CASES PENDING
SEBASTIAN COUNTY DIVISION 1										
CAPITAL	0	0	0	0	0	0	0	0	0	0
FELONY	145	131	148	53	75	42	8	3	6	-17
MISDEMEANOR	22	37	37	22	0	20	2	0	0	0
VIOLATION	0	1	0	1	0	1	0	0	0	1
PROBATION REVOCATION	119	313	244	173	15	140	29	4	2	69
POST CONVICTION REMEDY	2	1	1	2	0	1	1	0	0	0
TOTALS FOR PERIOD	288	483	430	251	90	204	40	7	3	53
SEBASTIAN COUNTY DIVISION 2										
CAPITAL	0	2	1	1	0	1	0	0	0	1
FELONY	246	773	713	256	50	241	8	7	3	60
MISDEMEANOR	120	137	183	72	2	63	9	0	0	-46
VIOLATION	3	9	5	7	0	7	0	0	0	4
PROBATION REVOCATION	237	291	239	147	142	129	16	2	1	52
POST CONVICTION REMEDY	2	1	2	1	0	1	0	0	0	-1
TOTALS FOR PERIOD	608	1213	1143	484	194	442	33	9	2	70
SEBASTIAN COUNTY DIVISION 3										
CAPITAL	0	3	0	3	0	3	0	0	0	3
FELONY	327	789	758	270	88	263	7	0	0	31
MISDEMEANOR	114	135	179	70	0	65	5	0	0	-44
VIOLATION	6	9	8	7	0	7	0	0	0	1
PROBATION REVOCATION	97	275	255	108	9	99	7	2	2	20
POST CONVICTION REMEDY	1	4	3	2	0	2	0	0	0	1
TOTALS FOR PERIOD	545	1215	1203	460	97	439	19	2	0	12
SEBASTIAN COUNTY DIVISION 4										
CAPITAL	0	0	0	0	0	0	0	0	0	0
FELONY	0	0	0	0	0	0	0	0	0	0
MISDEMEANOR	0	0	0	0	0	0	0	0	0	0
VIOLATION	0	0	0	0	0	0	0	0	0	0
PROBATION REVOCATION	0	0	0	0	0	0	0	0	0	0
POST CONVICTION REMEDY	0	0	0	0	0	0	0	0	0	0
TOTALS FOR PERIOD	0	0	0	0	0	0	0	0	0	0
SEBASTIAN COUNTY										
CAPITAL	0	5	1	4	0	4	0	0	0	4
FELONY	718	1693	1619	579	213	546	23	10	2	74
MISDEMEANOR	256	309	399	164	2	148	16	0	0	-90
VIOLATION	9	19	13	15	0	15	0	0	0	6
PROBATION REVOCATION	453	879	738	428	166	368	52	8	2	141
POST CONVICTION REMEDY	5	6	6	5	0	4	1	0	0	0
TOTALS FOR PERIOD	1441	2911	2776	1195	381	1085	92	18	2	135

CRIMINAL CIRCUITS FROM 07/01/91 THROUGH 06/30/92

CIRCUIT AND COUNTY	CASES PENDING START	CASES FILED	CASES TERMI-NATED	CASES PENDING AT END ACTIVE	WARRANT OUTSTANDING	AGE OF ALL CASES PENDING LESS 1 YR.	1-2 YRS.	OVER 2 YRS.	% OVER 2 YRS.	CHANGE IN CASES PENDING
TWELFTH CIRCUIT										
CAPITAL	1	5	1	4	1	4	0	0	0	4
FELONY	1263	2181	2081	782	581	697	41	44	6	100
MISDEMEANOR	323	422	499	243	3	217	23	3	1	-77
VIOLATION	18	42	33	27	0	26	0	1	4	9
PROBATION REVOCATION	609	1092	854	508	339	425	54	29	6	238
POST CONVICTION REMEDY	5	6	6	5	0	4	1	0	0	0
TOTALS FOR PERIOD	2219	3748	3474	1569	924	1373	119	77	5	274
THIRTEENTH CIRCUIT										
CALHOUN COUNTY										
CAPITAL	1	0	0	1	0	0	1	0	0	0
FELONY	25	69	81	13	0	13	0	0	0	-12
MISDEMEANOR	5	6	8	3	0	3	0	0	0	-2
VIOLATION	0	1	1	0	0	0	0	0	0	0
PROBATION REVOCATION	3	2	5	0	0	0	0	0	0	-3
POST CONVICTION REMEDY	0	0	0	0	0	0	0	0	0	0
TOTALS FOR PERIOD	34	78	95	17	0	16	1	0	0	-17
CLEVELAND COUNTY										
CAPITAL	0	0	0	0	0	0	0	0	0	0
FELONY	34	60	74	16	4	16	0	0	0	-14
MISDEMEANOR	9	5	10	4	0	3	0	1	25	-5
VIOLATION	0	0	0	0	0	0	0	0	0	0
PROBATION REVOCATION	1	2	3	0	0	0	0	0	0	-1
POST CONVICTION REMEDY	0	0	0	0	0	0	0	0	0	0
TOTALS FOR PERIOD	44	67	87	20	4	19	0	1	5	-20
COLUMBIA COUNTY										
CAPITAL	3	0	2	1	0	0	1	0	0	-2
FELONY	156	504	534	116	10	113	3	0	0	-39
MISDEMEANOR	2	22	13	11	0	11	0	0	0	9
VIOLATION	0	1	0	1	0	1	0	0	0	1
PROBATION REVOCATION	15	40	45	9	1	9	0	0	0	-5
POST CONVICTION REMEDY	0	0	0	0	0	0	0	0	0	0
TOTALS FOR PERIOD	176	567	594	138	11	134	4	0	0	-27
DALLAS COUNTY										
CAPITAL	3	0	0	3	0	0	1	2	67	0
FELONY	56	226	180	92	10	86	4	2	2	46
MISDEMEANOR	3	14	9	8	0	8	0	0	0	5
VIOLATION	0	1	0	1	0	1	0	0	0	1
PROBATION REVOCATION	2	5	6	1	0	1	0	0	0	-1
POST CONVICTION REMEDY	0	0	0	0	0	0	0	0	0	0
TOTALS FOR PERIOD	64	246	195	105	10	96	5	4	4	51

CRIMINAL CIRCUITS FROM 07/01/91 THROUGH 06/30/92

CIRCUIT AND COUNTY	CASES PENDING START	CASES FILED	CASES TERMI-NATED	CASES PENDING AT END ACTIVE	WARRANT OUTSTANDING	AGE OF ALL CASES PENDING LESS 1 YR.	1-2 YRS.	OVER 2 YRS.	% OVER 2 YRS.	CHANGE IN CASES PENDING
OUACHITA COUNTY										
CAPITAL	0	0	0	0	0	0	0	0	0	0
FELONY	211	480	556	133	2	130	3	0	0	-76
MISDEMEANOR	8	25	24	9	0	9	0	0	0	1
VIOLATION	1	1	1	1	0	1	0	0	0	0
PROBATION REVOCATION	29	39	55	12	1	12	0	0	0	-16
POST CONVICTION REMEDY	6	13	14	5	0	4	1	0	0	-1
TOTALS FOR PERIOD	255	558	650	160	3	156	4	0	0	-92
UNION COUNTY										
CAPITAL	1	3	1	3	0	3	0	0	0	2
FELONY	509	661	722	423	25	396	23	4	1	-61
MISDEMEANOR	159	161	184	134	2	118	15	1	1	-23
VIOLATION	11	11	7	15	0	11	3	1	7	4
PROBATION REVOCATION	20	44	15	48	1	34	10	4	8	29
POST CONVICTION REMEDY	0	0	0	0	0	0	0	0	0	0
TOTALS FOR PERIOD	700	880	929	623	28	562	51	10	2	-49
THIRTEENTH CIRCUIT										
CAPITAL	8	3	3	8	0	3	3	2	25	0
FELONY	991	2000	2147	793	51	754	33	6	1	-147
MISDEMEANOR	186	233	248	169	2	152	15	2	1	-15
VIOLATION	12	15	9	18	0	14	3	1	6	6
PROBATION REVOCATION	70	132	129	70	3	56	10	4	6	3
POST CONVICTION REMEDY	6	13	14	5	0	4	1	0	0	-1
TOTALS FOR PERIOD	1273	2396	2550	1063	56	983	65	15	1	-154
FOURTEENTH CIRCUIT										
BAXTER COUNTY										
CAPITAL	1	0	1	0	0	0	0	0	0	-1
FELONY	175	321	341	140	15	134	4	2	1	-20
MISDEMEANOR	35	73	80	26	2	26	0	0	0	-7
VIOLATION	1	3	2	2	0	2	0	0	0	1
PROBATION REVOCATION	13	20	28	5	0	5	0	0	0	-8
POST CONVICTION REMEDY	1	0	0	1	0	0	0	1	100	0
TOTALS FOR PERIOD	226	417	452	174	17	167	4	3	2	-35
BOONE COUNTY										
CAPITAL	0	1	0	1	0	1	0	0	0	1
FELONY	297	293	460	97	33	91	5	1	1	-167
MISDEMEANOR	66	161	202	24	1	23	1	0	0	-41
VIOLATION	8	22	27	3	0	3	0	0	0	-5
PROBATION REVOCATION	21	29	36	11	3	11	0	0	0	-7
POST CONVICTION REMEDY	1	0	0	1	0	0	1	0	0	0
TOTALS FOR PERIOD	393	506	725	137	37	129	7	1	1	-219

CRIMINAL CIRCUITS FROM 07/01/91 THROUGH 06/30/92

CIRCUIT AND COUNTY	CASES PENDING START	CASES FILED	CASES TERMI-NATED	CASES PENDING AT END ACTIVE	WARRANT OUTSTANDING	AGE OF ALL CASES PENDING LESS 1 YR.	1-2 YRS.	OVER 2 YRS.	% OVER 2 YRS.	CHANGE IN CASES PENDING
MARION COUNTY										
CAPITAL	0	0	0	0	0	0	0	0	0	0
FELONY	62	135	107	84	6	80	1	3	4	28
MISDEMEANOR	2	22	15	9	0	9	0	0	0	7
VIOLATION	0	2	1	1	0	1	0	0	0	1
PROBATION REVOCATION	12	7	13	5	1	1	3	1	20	-5
POST CONVICTION REMEDY	0	0	0	0	0	0	0	0	0	0
TOTALS FOR PERIOD	76	166	136	99	7	91	4	4	4	30
NEWTON COUNTY										
CAPITAL	0	0	0	0	0	0	0	0	0	0
FELONY	68	119	139	34	14	30	4	0	0	-20
MISDEMEANOR	12	28	32	8	0	8	0	0	0	-4
VIOLATION	0	1	1	0	0	0	0	0	0	0
PROBATION REVOCATION	0	1	0	1	0	1	0	0	0	1
POST CONVICTION REMEDY	0	0	0	0	0	0	0	0	0	0
TOTALS FOR PERIOD	80	149	172	43	14	39	4	0	0	-23
FOURTEENTH CIRCUIT										
CAPITAL	1	1	1	1	0	1	0	0	0	0
FELONY	602	868	1047	355	68	335	14	6	2	-179
MISDEMEANOR	115	284	329	67	3	66	1	0	0	-45
VIOLATION	9	28	31	6	0	6	0	0	0	-3
PROBATION REVOCATION	46	57	77	22	4	18	3	1	5	-20
POST CONVICTION REMEDY	2	0	0	2	0	0	1	1	50	0
TOTALS FOR PERIOD	775	1238	1485	453	75	426	19	8	2	-247
FIFTEENTH CIRCUIT										
CONWAY COUNTY										
CAPITAL	0	0	0	0	0	0	0	0	0	0
FELONY	105	261	194	158	14	148	5	5	3	67
MISDEMEANOR	15	52	46	21	0	20	0	1	5	6
VIOLATION	0	0	0	0	0	0	0	0	0	0
PROBATION REVOCATION	2	7	9	0	0	0	0	0	0	-2
POST CONVICTION REMEDY	0	0	0	0	0	0	0	0	0	0
TOTALS FOR PERIOD	122	320	249	179	14	168	5	6	3	71
LOGAN COUNTY										
CAPITAL	0	0	0	0	0	0	0	0	0	0
FELONY	86	227	144	148	21	144	4	0	0	83
MISDEMEANOR	64	117	89	92	0	85	7	0	0	28
VIOLATION	26	34	34	26	0	20	6	0	0	0
PROBATION REVOCATION	5	5	4	5	1	4	1	0	0	1
POST CONVICTION REMEDY	0	0	0	0	0	0	0	0	0	0
TOTALS FOR PERIOD	181	383	271	271	22	253	18	0	0	112

CRIMINAL CIRCUITS FROM 07/01/91 THROUGH 06/30/92

CIRCUIT AND COUNTY	CASES PENDING START	CASES FILED	CASES TERMI-NATED	CASES PENDING AT END ACTIVE	WARRANT OUTSTANDING	AGE OF ALL CASES PENDING LESS 1 YR.	1-2 YRS.	OVER 2 YRS.	% OVER 2 YRS.	CHANGE IN CASES PENDING
SCOTT COUNTY										
CAPITAL	0	2	0	2	0	2	0	0	0	2
FELONY	74	94	83	67	18	56	11	0	0	11
MISDEMEANOR	22	29	34	16	1	14	2	0	0	-5
VIOLATION	1	4	2	3	0	3	0	0	0	2
PROBATION REVOCATION	2	1	2	1	0	1	0	0	0	-1
POST CONVICTION REMEDY	0	1	0	1	0	1	0	0	0	1
TOTALS FOR PERIOD	99	131	121	90	19	77	13	0	0	10
YELL COUNTY										
CAPITAL	0	0	0	0	0	0	0	0	0	0
FELONY	174	217	203	145	43	118	14	13	9	14
MISDEMEANOR	21	57	39	38	1	36	1	1	3	18
VIOLATION	2	7	6	3	0	3	0	0	0	1
PROBATION REVOCATION	1	2	3	0	0	0	0	0	0	-1
POST CONVICTION REMEDY	1	0	0	1	0	0	1	0	0	0
TOTALS FOR PERIOD	199	283	251	187	44	157	16	14	7	32
FIFTEENTH CIRCUIT										
CAPITAL	0	2	0	2	0	2	0	0	0	2
FELONY	439	799	624	518	96	466	34	18	3	175
MISDEMEANOR	122	255	208	167	2	155	10	2	1	47
VIOLATION	29	45	42	32	0	26	6	0	0	3
PROBATION REVOCATION	10	15	18	6	1	5	1	0	0	-3
POST CONVICTION REMEDY	1	1	0	2	0	1	1	0	0	1
TOTALS FOR PERIOD	601	1117	892	727	99	655	52	20	3	225
SIXTEENTH CIRCUIT										
CLEBURNE COUNTY										
CAPITAL	0	0	0	0	0	0	0	0	0	0
FELONY	153	364	293	101	123	98	3	0	0	71
MISDEMEANOR	34	107	89	27	25	27	0	0	0	18
VIOLATION	2	4	3	2	1	2	0	0	0	1
PROBATION REVOCATION	27	26	19	7	27	4	2	1	14	7
POST CONVICTION REMEDY	0	0	0	0	0	0	0	0	0	0
TOTALS FOR PERIOD	216	501	404	137	176	131	5	1	1	97
FULTON COUNTY										
CAPITAL	0	0	0	0	0	0	0	0	0	0
FELONY	45	130	94	54	27	48	5	1	2	36
MISDEMEANOR	15	13	25	3	0	3	0	0	0	-12
VIOLATION	1	0	1	0	0	0	0	0	0	-1
PROBATION REVOCATION	5	6	7	4	0	4	0	0	0	-1
POST CONVICTION REMEDY	0	0	0	0	0	0	0	0	0	0
TOTALS FOR PERIOD	66	149	127	61	27	55	5	1	2	22

CRIMINAL CIRCUITS FROM 07/01/91 THROUGH 06/30/92

CIRCUIT AND COUNTY	CASES PENDING START	CASES FILED	CASES TERMI-NATED	CASES PENDING AT END ACTIVE	WARRANT OUTSTANDING	AGE OF ALL CASES PENDING LESS 1 YR.	1-2 YRS.	OVER 2 YRS.	% OVER 2 YRS.	CHANGE IN CASES PENDING
INDEPENDENCE COUNTY										
CAPITAL	3	1	3	1	0	1	0	0	0	-2
FELONY	349	411	339	157	264	141	15	1	1	72
MISDEMEANOR	18	46	30	30	4	29	1	0	0	16
VIOLATION	2	2	2	2	0	2	0	0	0	0
PROBATION REVOCATION	28	4	11	2	19	2	0	0	0	-7
POST CONVICTION REMEDY	0	0	0	0	0	0	0	0	0	0
TOTALS FOR PERIOD	400	464	385	192	287	175	16	1	1	79
IZARD COUNTY										
CAPITAL	0	0	0	0	0	0	0	0	0	0
FELONY	79	60	49	38	52	33	1	4	11	11
MISDEMEANOR	16	20	18	14	4	14	0	0	0	2
VIOLATION	8	2	9	0	1	0	0	0	0	-7
PROBATION REVOCATION	0	4	1	3	0	3	0	0	0	3
POST CONVICTION REMEDY	0	0	0	0	0	0	0	0	0	0
TOTALS FOR PERIOD	103	86	77	55	57	50	1	4	7	9
STONE COUNTY										
CAPITAL	0	0	0	0	0	0	0	0	0	0
FELONY	82	127	78	66	65	57	9	0	0	49
MISDEMEANOR	21	14	22	13	0	10	3	0	0	-8
VIOLATION	6	0	5	1	0	0	1	0	0	-5
PROBATION REVOCATION	5	7	5	2	5	2	0	0	0	2
POST CONVICTION REMEDY	0	0	0	0	0	0	0	0	0	0
TOTALS FOR PERIOD	114	148	110	82	70	69	13	0	0	38
SIXTEENTH CIRCUIT										
CAPITAL	3	1	3	1	0	1	0	0	0	-2
FELONY	708	1092	853	416	531	377	33	6	1	239
MISDEMEANOR	104	200	184	87	33	83	4	0	0	16
VIOLATION	19	8	20	5	2	4	1	0	0	-12
PROBATION REVOCATION	65	47	43	18	51	15	2	1	6	4
POST CONVICTION REMEDY	0	0	0	0	0	0	0	0	0	0
TOTALS FOR PERIOD	899	1348	1103	527	617	480	40	7	1	245
SEVENTEENTH CIRCUIT EAST										
PRAIRIE COUNTY DIVISION 1										
CAPITAL	1	0	1	0	0	0	0	0	0	-1
FELONY	57	111	119	47	2	45	0	2	4	-6
MISDEMEANOR	13	5	15	3	0	3	0	0	0	-10
VIOLATION	3	3	6	0	0	0	0	0	0	-3
PROBATION REVOCATION	4	3	7	0	0	0	0	0	0	-4
POST CONVICTION REMEDY	0	0	0	0	0	0	0	0	0	0
TOTALS FOR PERIOD	78	122	148	50	2	48	0	2	4	-26

CRIMINAL CIRCUITS FROM 07/01/91 THROUGH 06/30/92

CIRCUIT AND COUNTY	CASES PENDING START	CASES FILED	CASES TERMI-NATED	CASES PENDING AT END ACTIVE	WARRANT OUTSTANDING	AGE OF ALL CASES PENDING LESS 1 YR.	1-2 YRS.	OVER 2 YRS.	% OVER 2 YRS.	CHANGE IN CASES PENDING
PRAIRIE COUNTY DIVISION 2										
CAPITAL	0	0	0	0	0	0	0	0	0	0
FELONY	0	0	0	0	0	0	0	0	0	0
MISDEMEANOR	0	0	0	0	0	0	0	0	0	0
VIOLATION	0	0	0	0	0	0	0	0	0	0
PROBATION REVOCATION	0	0	0	0	0	0	0	0	0	0
POST CONVICTION REMEDY	0	0	0	0	0	0	0	0	0	0
TOTALS FOR PERIOD	0	0	0	0	0	0	0	0	0	0
PRAIRIE COUNTY										
CAPITAL	1	0	1	0	0	0	0	0	0	-1
FELONY	57	111	119	47	2	45	0	2	4	-8
MISDEMEANOR	13	5	15	3	0	3	0	0	0	-10
VIOLATION	3	3	6	0	0	0	0	0	0	-3
PROBATION REVOCATION	4	3	7	0	0	0	0	0	0	-4
POST CONVICTION REMEDY	0	0	0	0	0	0	0	0	0	0
TOTALS FOR PERIOD	78	122	148	50	2	48	0	2	4	-26
WHITE COUNTY DIVISION 1										
CAPITAL	0	0	0	0	0	0	0	0	0	0
FELONY	3	0	3	0	0	0	0	0	0	-3
MISDEMEANOR	37	78	96	19	0	19	0	0	0	-18
VIOLATION	10	20	26	4	0	4	0	0	0	-6
PROBATION REVOCATION	1	0	1	0	0	0	0	0	0	-1
POST CONVICTION REMEDY	0	1	0	1	0	1	0	0	0	1
TOTALS FOR PERIOD	51	99	126	24	0	24	0	0	0	-27
WHITE COUNTY DIVISION 2										
CAPITAL	1	0	1	0	0	0	0	0	0	-1
FELONY	189	528	555	145	17	144	1	0	0	-27
MISDEMEANOR	37	83	92	20	8	20	0	0	0	-9
VIOLATION	4	10	13	1	0	1	0	0	0	-3
PROBATION REVOCATION	40	67	70	12	25	10	2	0	0	-3
POST CONVICTION REMEDY	0	2	2	0	0	0	0	0	0	0
TOTALS FOR PERIOD	271	690	733	178	50	175	3	0	0	-43
WHITE COUNTY										
CAPITAL	1	0	1	0	0	0	0	0	0	-1
FELONY	192	528	558	145	17	144	1	0	0	-30
MISDEMEANOR	74	161	188	39	8	39	0	0	0	-27
VIOLATION	14	30	39	5	0	5	0	0	0	-9
PROBATION REVOCATION	41	67	71	12	25	10	2	0	0	-4
POST CONVICTION REMEDY	0	3	2	1	0	1	0	0	0	1
TOTALS FOR PERIOD	322	789	859	202	50	199	3	0	0	-70

CRIMINAL CIRCUITS FROM 07/01/91 THROUGH 06/30/92

CIRCUIT AND COUNTY	CASES PENDING START	CASES FILED	CASES TERMI-NATED	CASES PENDING AT END ACTIVE	WARRANT OUTSTANDING	AGE OF ALL CASES PENDING LESS 1 YR.	1-2 YRS.	OVER 2 YRS.	% OVER 2 YRS.	CHANGE IN CASES PENDING
SEVENTEENTH CIRCUIT EAST										
CAPITAL	2	0	2	0	0	0	0	0	0	-2
FELONY	249	639	677	192	19	189	1	2	1	-38
MISDEMEANOR	87	166	203	42	8	42	0	0	0	-37
VIOLATION	17	33	45	5	0	5	0	0	0	-12
PROBATION REVOCATION	45	70	78	12	25	10	2	0	0	-3
POST CONVICTION REMEDY	0	3	2	1	0	1	0	0	0	1
TOTALS FOR PERIOD	400	911	1007	252	52	247	3	2	1	-96
SEVENTEENTH CIRCUIT WEST										
LONOKE COUNTY										
CAPITAL	0	0	0	0	0	0	0	0	0	0
FELONY	102	318	238	148	34	147	1	0	0	80
MISDEMEANOR	43	40	48	34	1	18	7	9	26	-8
VIOLATION	2	2	2	2	0	2	0	0	0	0
PROBATION REVOCATION	17	50	49	14	4	8	3	3	21	1
POST CONVICTION REMEDY	0	0	0	0	0	0	0	0	0	0
TOTALS FOR PERIOD	164	410	337	198	39	175	11	12	6	73
SEVENTEENTH CIRCUIT WEST										
CAPITAL	0	0	0	0	0	0	0	0	0	0
FELONY	102	318	238	148	34	147	1	0	0	80
MISDEMEANOR	43	40	48	34	1	18	7	9	26	-8
VIOLATION	2	2	2	2	0	2	0	0	0	0
PROBATION REVOCATION	17	50	49	14	4	8	3	3	21	1
POST CONVICTION REMEDY	0	0	0	0	0	0	0	0	0	0
TOTALS FOR PERIOD	164	410	337	198	39	175	11	12	6	73
EIGHTEENTH CIRCUIT EAST										
GARLAND COUNTY DIVISION 1										
CAPITAL	1	1	1	0	1	0	0	0	0	0
FELONY	311	433	440	161	143	134	25	2	1	-7
MISDEMEANOR	6	19	14	10	1	9	1	0	0	5
VIOLATION	0	4	2	2	0	2	0	0	0	2
PROBATION REVOCATION	57	44	33	28	40	21	4	3	11	11
POST CONVICTION REMEDY	0	0	0	0	0	0	0	0	0	0
TOTALS FOR PERIOD	375	501	490	201	185	166	30	5	2	11

CRIMINAL CIRCUITS FROM 07/01/91 THROUGH 06/30/92

CIRCUIT AND COUNTY	CASES PENDING START	CASES FILED	CASES TERMI-NATED	CASES PENDING AT END ACTIVE	WARRANT OUTSTANDING	AGE OF ALL CASES PENDING LESS 1 YR.	1-2 YRS.	OVER 2 YRS.	% OVER 2 YRS.	CHANGE IN CASES PENDING
GARLAND COUNTY DIVISION 2										
CAPITAL	0	2	0	2	0	2	0	0	0	2
FELONY	184	208	213	107	72	93	8	6	6	-5
MISDEMEANOR	11	13	14	10	0	9	1	0	0	-1
VIOLATION	0	0	0	0	0	0	0	0	0	0
PROBATION REVOCATION	14	21	12	12	11	11	0	1	8	9
POST CONVICTION REMEDY	1	0	0	1	0	0	0	1	100	0
TOTALS FOR PERIOD	210	244	239	132	83	115	9	8	6	5
GARLAND COUNTY DIVISION 3										
CAPITAL	0	0	0	0	0	0	0	0	0	0
FELONY	0	0	0	0	0	0	0	0	0	0
MISDEMEANOR	0	0	0	0	0	0	0	0	0	0
VIOLATION	0	0	0	0	0	0	0	0	0	0
PROBATION REVOCATION	0	0	0	0	0	0	0	0	0	0
POST CONVICTION REMEDY	0	0	0	0	0	0	0	0	0	0
TOTALS FOR PERIOD	0	0	0	0	0	0	0	0	0	0
GARLAND COUNTY										
CAPITAL	1	3	1	2	1	2	0	0	0	2
FELONY	495	641	653	268	215	227	33	8	3	-12
MISDEMEANOR	17	32	28	20	1	18	2	0	0	4
VIOLATION	0	4	2	2	0	2	0	0	0	2
PROBATION REVOCATION	71	65	45	40	51	32	4	4	10	20
POST CONVICTION REMEDY	1	0	0	1	0	0	0	1	100	0
TOTALS FOR PERIOD	585	745	729	333	268	281	39	13	4	16
EIGHTEENTH CIRCUIT EAST										
CAPITAL	1	3	1	2	1	2	0	0	0	2
FELONY	495	641	653	268	215	227	33	8	3	-12
MISDEMEANOR	17	32	28	20	1	18	2	0	0	4
VIOLATION	0	4	2	2	0	2	0	0	0	2
PROBATION REVOCATION	71	65	45	40	51	32	4	4	10	20
POST CONVICTION REMEDY	1	0	0	1	0	0	0	1	100	0
TOTALS FOR PERIOD	585	745	729	333	268	281	39	13	4	16
EIGHTEENTH CIRCUIT WEST										
MONTGOMERY COUNTY										
CAPITAL	0	0	0	0	0	0	0	0	0	0
FELONY	75	63	70	44	24	38	6	0	0	-7
MISDEMEANOR	10	5	10	5	0	3	1	1	20	-5
VIOLATION	0	0	0	0	0	0	0	0	0	0
PROBATION REVOCATION	3	2	2	0	3	0	0	0	0	0
POST CONVICTION REMEDY	0	0	0	0	0	0	0	0	0	0
TOTALS FOR PERIOD	88	70	82	49	27	41	7	1	2	-12

CRIMINAL CIRCUITS FROM 07/01/91 THROUGH 06/30/92

CIRCUIT AND COUNTY	CASES PENDING START	CASES FILED	CASES TERMI-NATED	CASES PENDING AT END ACTIVE	WARRANT OUTSTANDING	AGE OF ALL CASES PENDING LESS 1 YR.	1-2 YRS.	OVER 2 YRS.	% OVER 2 YRS.	CHANGE IN CASES PENDING
POLK COUNTY										
CAPITAL	0	0	0	0	0	0	0	0	0	0
FELONY	154	275	236	188	5	153	14	21	11	39
MISDEMEANOR	28	56	27	57	0	39	1	17	30	29
VIOLATION	1	1	2	0	0	0	0	0	0	-1
PROBATION REVOCATION	46	21	43	17	7	5	3	9	53	-22
POST CONVICTION REMEDY	1	1	2	0	0	0	0	0	0	-1
TOTALS FOR PERIOD	230	354	310	262	12	197	18	47	18	44
EIGHTEENTH CIRCUIT WEST										
CAPITAL	0	0	0	0	0	0	0	0	0	0
FELONY	229	338	306	232	29	191	20	21	9	32
MISDEMEANOR	38	61	37	62	0	42	2	18	29	24
VIOLATION	1	1	2	0	0	0	0	0	0	-1
PROBATION REVOCATION	49	23	45	17	10	5	3	9	53	-22
POST CONVICTION REMEDY	1	1	2	0	0	0	0	0	0	-1
TOTALS FOR PERIOD	318	424	392	311	39	238	25	48	15	32
NINETEENTH CIRCUIT										
BENTON COUNTY DIVISION 1										
CAPITAL	4	6	3	7	0	5	2	0	0	3
FELONY	498	912	822	483	105	301	53	124	26	90
MISDEMEANOR	114	36	92	52	6	8	15	29	56	-56
VIOLATION	8	1	3	6	0	1	0	5	83	-2
PROBATION REVOCATION	214	201	166	179	70	75	20	34	47	35
POST CONVICTION REMEDY	1	20	19	2	0	1	0	1	50	1
TOTALS FOR PERIOD	839	1176	1105	729	181	391	95	243	33	71
BENTON COUNTY DIVISION 2										
CAPITAL	2	0	2	0	0	0	0	0	0	-2
FELONY	170	71	235	6	0	2	4	0	0	-164
MISDEMEANOR	32	7	39	0	0	0	0	0	0	-32
VIOLATION	4	0	4	0	0	0	0	0	0	-4
PROBATION REVOCATION	54	27	80	1	0	1	0	0	0	-53
POST CONVICTION REMEDY	0	1	0	1	0	1	0	0	0	1
TOTALS FOR PERIOD	262	106	360	8	0	4	4	0	0	-254
BENTON COUNTY DIVISION 3										
CAPITAL	0	1	1	0	0	0	0	0	0	0
FELONY	17	49	50	16	0	14	2	0	0	-1
MISDEMEANOR	48	95	53	90	0	72	13	0	0	42
VIOLATION	3	12	5	10	0	9	1	0	0	7
PROBATION REVOCATION	0	3	3	0	0	0	0	0	0	0
POST CONVICTION REMEDY	0	0	0	0	0	0	0	0	0	0
TOTALS FOR PERIOD	68	160	112	116	0	95	21	0	0	48

CRIMINAL CIRCUITS FROM 07/01/91 THROUGH 06/30/92

CIRCUIT AND COUNTY	CASES PENDING START	CASES FILED	CASES TERMI-NATED	CASES PENDING AT END ACTIVE	WARRANT OUTSTANDING	AGE OF ALL CASES PENDING LESS 1 YR.	1-2 YRS.	OVER 2 YRS.	% OVER 2 YRS.	CHANGE IN CASES PENDING
BENTON COUNTY										
CAPITAL	6	7	6	7	0	5	2	0	0	1
FELONY	685	1032	1107	505	105	317	64	124	25	-75
MISDEMEANOR	194	138	184	142	6	80	33	29	20	-46
VIOLATION	15	13	12	16	0	10	1	5	31	1
PROBATION REVOCATION	268	231	249	180	70	76	20	84	47	-18
POST CONVICTION REMEDY	1	21	19	3	0	2	0	1	33	2
TOTALS FOR PERIOD	1169	1442	1577	853	181	490	120	243	28	-135
CARROLL COUNTY DIVISION 1										
CAPITAL	0	0	0	0	0	0	0	0	0	0
FELONY	133	241	223	142	9	106	7	29	20	18
MISDEMEANOR	32	42	50	24	0	15	4	5	21	-8
VIOLATION	10	0	5	5	0	0	2	3	60	-5
PROBATION REVOCATION	43	61	48	52	4	30	6	16	31	13
POST CONVICTION REMEDY	2	5	2	5	0	5	0	0	0	3
TOTALS FOR PERIOD	220	349	328	228	13	156	19	53	23	21
CARROLL COUNTY DIVISION 2										
CAPITAL	0	0	0	0	0	0	0	0	0	0
FELONY	69	27	93	3	0	0	3	0	0	-66
MISDEMEANOR	17	3	20	0	0	0	0	0	0	-17
VIOLATION	3	0	3	0	0	0	0	0	0	-3
PROBATION REVOCATION	8	14	22	0	0	0	0	0	0	-8
POST CONVICTION REMEDY	0	0	0	0	0	0	0	0	0	0
TOTALS FOR PERIOD	97	44	138	3	0	0	3	0	0	-94
CARROLL COUNTY DIVISION 3										
CAPITAL	0	0	0	0	0	0	0	0	0	0
FELONY	2	8	8	2	0	2	0	0	0	0
MISDEMEANOR	30	64	48	46	0	36	10	0	0	16
VIOLATION	14	20	12	22	0	16	6	0	0	8
PROBATION REVOCATION	0	0	0	0	0	0	0	0	0	0
POST CONVICTION REMEDY	0	0	0	0	0	0	0	0	0	0
TOTALS FOR PERIOD	46	92	68	70	0	54	16	0	0	24
CARROLL COUNTY										
CAPITAL	0	0	0	0	0	0	0	0	0	0
FELONY	204	276	324	147	9	108	10	29	20	-48
MISDEMEANOR	79	109	118	70	0	51	14	5	7	-9
VIOLATION	27	20	20	27	0	16	8	3	11	0
PROBATION REVOCATION	51	75	70	52	4	30	6	16	31	5
POST CONVICTION REMEDY	2	5	2	5	0	5	0	0	0	3
TOTALS FOR PERIOD	363	485	534	301	13	210	38	53	18	-49

CRIMINAL CIRCUITS FROM 07/01/91 THROUGH 06/30/92

CIRCUIT AND COUNTY	CASES PENDING START	CASES FILED	CASES TERMI-NATED	CASES PENDING AT END ACTIVE	WARRANT OUTSTANDING	AGE OF ALL CASES PENDING LESS 1 YR.	1-2 YRS.	OVER 2 YRS.	% OVER 2 YRS.	CHANGE IN CASES PENDING
NINETEENTH CIRCUIT										
CAPITAL	6	7	6	7	0	5	2	0	0	1
FELONY	889	1308	1431	652	114	425	74	153	23	-123
MISDEMEANOR	273	247	302	212	6	131	47	34	16	-55
VIOLATION	42	33	32	43	0	26	9	8	19	1
PROBATION REVOCATION	319	306	319	232	74	106	26	100	43	-13
POST CONVICTION REMEDY	3	26	21	8	0	7	0	1	13	5
TOTALS FOR PERIOD	1532	1927	2111	1154	194	700	158	296	26	-184
TWENTIETH CIRCUIT										
FAULKNER COUNTY DIVISION 1										
CAPITAL	1	1	1	1	0	1	0	0	0	0
FELONY	224	353	224	285	68	231	39	15	5	129
MISDEMEANOR	36	83	46	70	3	55	14	1	1	37
VIOLATION	2	15	4	13	0	12	1	0	0	11
PROBATION REVOCATION	21	346	90	255	22	247	7	1	0	256
POST CONVICTION REMEDY	12	27	8	31	0	22	9	0	0	19
TOTALS FOR PERIOD	296	825	373	655	93	568	70	17	3	452
FAULKNER COUNTY DIVISION 2										
CAPITAL	0	0	0	0	0	0	0	0	0	0
FELONY	97	187	197	85	2	74	9	2	2	-10
MISDEMEANOR	28	32	32	28	0	22	6	0	0	0
VIOLATION	2	2	2	2	0	2	0	0	0	0
PROBATION REVOCATION	4	161	37	122	6	120	0	2	2	124
POST CONVICTION REMEDY	1	19	16	4	0	4	0	0	0	3
TOTALS FOR PERIOD	132	401	284	241	8	222	15	4	2	117
FAULKNER COUNTY DIVISION 3										
CAPITAL	0	0	0	0	0	0	0	0	0	0
FELONY	50	12	62	0	0	0	0	0	0	-50
MISDEMEANOR	4	0	4	0	0	0	0	0	0	-4
VIOLATION	2	0	2	0	0	0	0	0	0	-2
PROBATION REVOCATION	0	6	6	0	0	0	0	0	0	0
POST CONVICTION REMEDY	0	2	2	0	0	0	0	0	0	0
TOTALS FOR PERIOD	56	20	76	0	0	0	0	0	0	-56
FAULKNER COUNTY										
CAPITAL	1	1	1	1	0	1	0	0	0	0
FELONY	371	552	433	370	70	305	46	17	5	69
MISDEMEANOR	68	115	82	98	3	77	20	1	1	33
VIOLATION	6	17	8	15	0	14	1	0	0	9
PROBATION REVOCATION	25	513	133	377	28	367	7	3	1	380
POST CONVICTION REMEDY	13	43	26	35	0	26	9	0	0	22
TOTALS FOR PERIOD	484	1246	733	896	101	790	85	21	2	513

CRIMINAL CIRCUITS FROM 07/01/91 THROUGH 06/30/92

CIRCUIT AND COUNTY	CASES PENDING START	CASES FILED	CASES TERMI-NATED	CASES PENDING AT END ACTIVE	CASES PENDING AT END WARRANT OUTSTANDING	AGE OF ALL CASES PENDING LESS 1 YR.	1-2 YRS.	OVER 2 YRS.	% OVER 2 YRS.	CHANGE IN CASES PENDING
SEARCY COUNTY DIVISION 1										
CAPITAL	0	0	0	0	0	0	0	0	0	0
FELONY	31	19	17	15	18	12	3	0	0	2
MISDEMEANOR	10	2	8	2	2	2	0	0	0	-6
VIOLATION	0	0	0	0	0	0	0	0	0	0
PROBATION REVOCATION	5	3	7	0	1	0	0	0	0	-4
POST CONVICTION REMEDY	0	2	0	2	0	2	0	0	0	2
TOTALS FOR PERIOD	46	26	32	19	21	16	3	0	0	-6
SEARCY COUNTY DIVISION 2										
CAPITAL	0	0	0	0	0	0	0	0	0	0
FELONY	17	10	23	2	2	1	1	0	0	-13
MISDEMEANOR	5	1	4	1	1	1	0	0	0	-3
VIOLATION	0	0	0	0	0	0	0	0	0	0
PROBATION REVOCATION	0	1	1	0	0	0	0	0	0	0
POST CONVICTION REMEDY	0	0	0	0	0	0	0	0	0	0
TOTALS FOR PERIOD	22	12	28	3	3	2	1	0	0	-16
SEARCY COUNTY DIVISION 3										
CAPITAL	0	0	0	0	0	0	0	0	0	0
FELONY	0	0	0	0	0	0	0	0	0	0
MISDEMEANOR	0	0	0	0	0	0	0	0	0	0
VIOLATION	0	0	0	0	0	0	0	0	0	0
PROBATION REVOCATION	0	0	0	0	0	0	0	0	0	0
POST CONVICTION REMEDY	0	0	0	0	0	0	0	0	0	0
TOTALS FOR PERIOD	0	0	0	0	0	0	0	0	0	0
SEARCY COUNTY										
CAPITAL	0	0	0	0	0	0	0	0	0	0
FELONY	48	29	40	17	20	13	4	0	0	-11
MISDEMEANOR	15	3	12	3	3	3	0	0	0	-9
VIOLATION	0	0	0	0	0	0	0	0	0	0
PROBATION REVOCATION	5	4	8	0	1	0	0	0	0	-4
POST CONVICTION REMEDY	0	2	0	2	0	2	0	0	0	2
TOTALS FOR PERIOD	68	38	60	22	24	18	4	0	0	-22
VAN BUREN COUNTY DIVISION 1										
CAPITAL	0	0	0	0	0	0	0	0	0	0
FELONY	69	87	49	79	28	69	8	2	3	38
MISDEMEANOR	17	25	11	22	9	22	0	0	0	14
VIOLATION	1	1	1	1	0	1	0	0	0	0
PROBATION REVOCATION	1	0	0	0	1	0	0	0	0	0
POST CONVICTION REMEDY	4	3	5	2	0	0	2	0	0	-2
TOTALS FOR PERIOD	92	116	66	104	38	92	10	2	2	50

CRIMINAL CIRCUITS FROM 07/01/91 THROUGH 06/30/92

CIRCUIT AND COUNTY	CASES PENDING START	CASES FILED	CASES TERMI-NATED	CASES PENDING AT END ACTIVE	WARRANT OUTSTANDING	AGE OF ALL CASES PENDING LESS 1 YR.	1-2 YRS.	OVER 2 YRS.	% OVER 2 YRS.	CHANGE IN CASES PENDING
VAN BUREN COUNTY DIVISION 2										
CAPITAL	0	0	0	0	0	0	0	0	0	0
FELONY	21	52	42	28	3	26	2	0	0	10
MISDEMEANOR	4	1	4	1	0	1	0	0	0	-3
VIOLATION	0	0	0	0	0	0	0	0	0	0
PROBATION REVOCATION	0	3	3	0	0	0	0	0	0	0
POST CONVICTION REMEDY	0	0	0	0	0	0	0	0	0	0
TOTALS FOR PERIOD	25	56	49	29	3	27	2	0	0	7
VAN BUREN COUNTY DIVISION 3										
CAPITAL	0	0	0	0	0	0	0	0	0	0
FELONY	3	3	6	0	0	0	0	0	0	-3
MISDEMEANOR	0	0	0	0	0	0	0	0	0	0
VIOLATION	0	0	0	0	0	0	0	0	0	0
PROBATION REVOCATION	0	0	0	0	0	0	0	0	0	0
POST CONVICTION REMEDY	0	0	0	0	0	0	0	0	0	0
TOTALS FOR PERIOD	3	3	6	0	0	0	0	0	0	-3
VAN BUREN COUNTY										
CAPITAL	0	0	0	0	0	0	0	0	0	0
FELONY	93	142	97	107	31	95	10	2	2	45
MISDEMEANOR	21	26	15	23	9	23	0	0	0	11
VIOLATION	1	1	1	1	0	1	0	0	0	0
PROBATION REVOCATION	1	3	3	0	1	0	0	0	0	0
POST CONVICTION REMEDY	4	3	5	2	0	0	2	0	0	-2
TOTALS FOR PERIOD	120	175	121	133	41	119	12	2	2	54
TWENTIETH CIRCUIT										
CAPITAL	1	1	1	1	0	1	0	0	0	0
FELONY	512	723	620	494	121	413	62	19	4	103
MISDEMEANOR	104	144	109	124	15	103	20	1	1	35
VIOLATION	7	18	9	16	0	15	1	0	0	9
PROBATION REVOCATION	31	520	144	377	30	367	7	3	1	376
POST CONVICTION REMEDY	17	53	31	39	0	28	11	0	0	22
TOTALS FOR PERIOD	672	1459	914	1051	166	927	101	23	2	545
STATE TOTALS										
CAPITAL	100	120	98	114	8	95	12	7	6	22
FELONY	22917	31056	30595	15529	6349	12562	1608	1459	9	1061
MISDEMEANOR	5148	6440	6185	4941	462	3325	716	900	18	255
VIOLATION	569	724	691	571	31	401	114	56	10	33
PROBATION REVOCATION	3463	4715	3788	2536	1854	1759	334	443	17	927
POST CONVICTION REMEDY	80	231	205	106	0	66	21	19	18	26
TOTALS FOR PERIOD	32277	43386	41562	23897	10704	18208	2805	2884	12	2324

CIVIL CIRCUITS FROM 07/01/91 THROUGH 06/30/92

CIRCUIT AND COUNTY	CASES PENDING START	CASES FILED	CASES TERMI-NATED	CASES PENDING AT END	AGE OF ALL CASES PENDING LESS 1 YR.	1-2 YRS.	OVER 2 YRS.	% OVER 2 YRS.	CHANGE IN CASES PENDING
FIRST CIRCUIT									
CROSS COUNTY									
DEBT OR CONTRACT	95	133	101	127	84	30	13	10	32
DAMAGES	86	44	56	74	34	27	13	18	-12
REPLEVIN	2	2	2	2	2	0	0	0	0
CONDEMNATION	1	0	0	1	0	0	1	100	0
INCORPORATION	0	5	2	3	3	0	0	0	3
OTHER	2	6	2	6	5	1	0	0	4
TOTALS FOR PERIOD	186	190	163	213	128	58	27	13	27
LEE COUNTY									
DEBT OR CONTRACT	38	64	39	63	36	14	13	21	25
DAMAGES	26	28	7	47	25	14	8	17	21
REPLEVIN	4	5	4	5	3	0	2	40	1
CONDEMNATION	0	1	0	1	1	0	0	0	1
INCORPORATION	0	0	0	0	0	0	0	0	0
OTHER	2	3	0	5	3	2	0	0	3
TOTALS FOR PERIOD	70	101	50	121	68	30	23	19	51
MONROE COUNTY									
DEBT OR CONTRACT	73	81	79	75	43	19	13	17	2
DAMAGES	28	15	13	30	11	7	12	40	2
REPLEVIN	13	8	9	12	5	5	2	17	-1
CONDEMNATION	0	0	0	0	0	0	0	0	0
INCORPORATION	0	3	3	0	0	0	0	0	0
OTHER	4	3	2	5	2	1	2	40	1
TOTALS FOR PERIOD	118	110	106	122	61	32	29	24	4
PHILLIPS COUNTY									
DEBT OR CONTRACT	129	164	138	155	87	35	33	21	26
DAMAGES	99	74	63	110	56	28	26	24	11
REPLEVIN	3	5	4	4	1	0	3	75	1
CONDEMNATION	2	0	1	1	0	0	1	100	-1
INCORPORATION	1	2	2	1	0	1	0	0	0
OTHER	4	18	10	12	10	1	1	8	8
TOTALS FOR PERIOD	238	263	218	283	154	65	64	23	45
ST. FRANCIS COUNTY									
DEBT OR CONTRACT	152	214	202	164	106	28	30	18	12
DAMAGES	85	78	71	92	56	23	13	14	7
REPLEVIN	25	29	37	17	8	3	1	6	-8
CONDEMNATION	0	6	0	6	6	0	0	0	6
INCORPORATION	0	6	4	2	2	0	0	0	2
OTHER	47	44	68	23	20	2	1	4	-24
TOTALS FOR PERIOD	309	377	382	304	198	61	45	15	-5

CIVIL CIRCUITS FROM 07/01/91 THROUGH 06/30/92

CIRCUIT AND COUNTY	CASES PENDING START	CASES FILED	CASES TERMI-NATED	CASES PENDING AT END	AGE OF ALL CASES PENDING LESS 1 YR.	1-2 YRS.	OVER 2 YRS.	% OVER 2 YRS.	CHANGE IN CASES PENDING
WOODRUFF COUNTY									
DEBT OR CONTRACT	74	56	58	72	33	9	30	42	-2
DAMAGES	24	15	16	23	10	7	6	26	-1
REPLEVIN	6	4	2	8	3	1	4	50	2
CONDEMNATION	0	0	0	0	0	0	0	0	0
INCORPORATION	1	3	1	3	2	1	0	0	2
OTHER	3	10	2	11	9	0	2	18	8
TOTALS FOR PERIOD	108	88	79	117	57	18	42	36	9
FIRST CIRCUIT									
DEBT OR CONTRACT	561	712	617	656	389	135	132	20	95
DAMAGES	348	254	226	376	192	106	78	21	28
REPLEVIN	53	53	58	48	22	14	12	25	-5
CONDEMNATION	3	7	1	9	7	0	2	22	6
INCORPORATION	2	19	12	9	7	2	0	0	7
OTHER	62	84	84	62	49	7	6	10	0
TOTALS FOR PERIOD	1029	1129	998	1160	666	264	230	20	131
SECOND CIRCUIT									
CLAY COUNTY									
DEBT OR CONTRACT	40	44	40	44	23	10	11	25	4
DAMAGES	26	21	21	26	18	2	6	23	0
REPLEVIN	1	1	1	1	0	1	0	0	0
CONDEMNATION	2	2	3	1	0	0	1	100	-1
INCORPORATION	1	3	4	0	0	0	0	0	-1
OTHER	4	5	3	6	3	2	1	17	2
TOTALS FOR PERIOD	74	76	72	78	44	15	19	24	4
CRAIGHEAD COUNTY									
DEBT OR CONTRACT	321	299	313	307	140	92	75	24	-14
DAMAGES	232	160	166	226	120	55	51	23	-6
REPLEVIN	16	19	14	21	12	6	3	14	5
CONDEMNATION	12	12	9	15	9	1	5	33	3
INCORPORATION	8	17	24	1	1	0	0	0	-7
OTHER	24	36	23	37	21	8	8	22	13
TOTALS FOR PERIOD	613	543	549	607	303	162	142	23	-6
CRITTENDEN COUNTY									
DEBT OR CONTRACT	280	452	498	234	155	46	33	14	-46
DAMAGES	158	72	102	128	56	34	38	30	-30
REPLEVIN	17	13	23	12	8	1	3	25	-5
CONDEMNATION	1	8	6	3	3	0	0	0	2
INCORPORATION	2	18	17	3	1	1	1	33	1
OTHER	56	153	164	45	27	11	7	16	-11
TOTALS FOR PERIOD	514	721	810	425	250	93	82	19	-89

CIVIL CIRCUITS FROM 07/01/91 THROUGH 06/30/92

CIRCUIT AND COUNTY	CASES PENDING START	CASES FILED	CASES TERMI-NATED	CASES PENDING AT END	AGE OF ALL CASES PENDING LESS 1 YR.	1-2 YRS.	OVER 2 YRS.	% OVER 2 YRS.	CHANGE IN CASES PENDING
GREENE COUNTY									
DEBT OR CONTRACT	98	81	101	78	37	18	23	29	-20
DAMAGES	84	57	51	90	47	17	26	29	6
REPLEVIN	6	7	5	8	3	4	1	13	2
CONDEMNATION	24	7	14	17	1	8	8	47	-7
INCORPORATION	0	1	1	0	0	0	0	0	0
OTHER	1	15	3	13	12	0	1	8	12
TOTALS FOR PERIOD	213	168	175	206	100	47	59	29	-7
MISSISSIPPI COUNTY									
DEBT OR CONTRACT	135	256	206	185	140	32	13	7	50
DAMAGES	79	63	41	101	55	28	18	18	22
REPLEVIN	25	33	27	31	19	9	3	10	6
CONDEMNATION	10	3	4	9	3	3	3	33	-1
INCORPORATION	1	9	10	0	0	0	0	0	-1
OTHER	18	25	16	27	19	8	0	0	9
TOTALS FOR PERIOD	268	389	304	353	236	80	37	10	85
POINSETT COUNTY									
DEBT OR CONTRACT	87	98	91	94	45	25	24	26	7
DAMAGES	57	42	30	69	30	22	17	25	12
REPLEVIN	5	2	2	5	1	1	3	60	0
CONDEMNATION	2	2	2	2	1	0	1	50	0
INCORPORATION	1	4	5	0	0	0	0	0	-1
OTHER	5	11	2	14	9	3	2	14	9
TOTALS FOR PERIOD	157	159	132	184	86	51	47	26	27
SECOND CIRCUIT									
DEBT OR CONTRACT	961	1230	1249	942	540	223	179	19	-19
DAMAGES	636	415	411	640	326	158	156	24	4
REPLEVIN	70	80	72	78	43	22	13	17	8
CONDEMNATION	51	34	38	47	17	12	18	38	-4
INCORPORATION	13	52	61	4	2	1	1	25	-9
OTHER	108	245	211	142	91	32	19	13	34
TOTALS FOR PERIOD	1839	2056	2042	1853	1019	448	386	21	14
THIRD CIRCUIT									
JACKSON COUNTY									
DEBT OR CONTRACT	73	133	114	92	73	8	11	12	19
DAMAGES	65	40	51	54	31	11	12	22	-11
REPLEVIN	5	9	4	10	8	2	0	0	5
CONDEMNATION	6	4	1	9	3	4	2	22	3
INCORPORATION	2	6	6	2	2	0	0	0	0
OTHER	11	15	14	12	7	4	1	8	1
TOTALS FOR PERIOD	162	207	190	179	124	29	26	15	17

CIVIL CIRCUITS FROM 07/01/91 THROUGH 06/30/92

CIRCUIT AND COUNTY	CASES PENDING START	CASES FILED	CASES TERMI-NATED	CASES PENDING AT END	AGE OF ALL CASES PENDING LESS 1 YR.	1-2 YRS.	OVER 2 YRS.	% OVER 2 YRS.	CHANGE IN CASES PENDING
LAWRENCE COUNTY									
DEBT OR CONTRACT	68	82	53	87	49	18	20	23	19
DAMAGES	63	31	28	66	29	20	17	26	3
REPLEVIN	5	4	3	6	4	1	1	17	1
CONDEMNATION	4	13	6	11	8	0	3	27	7
INCORPORATION	0	3	2	1	1	0	0	0	1
OTHER	7	9	7	9	5	0	4	44	2
TOTALS FOR PERIOD	147	142	109	180	96	39	45	25	33
RANDOLPH COUNTY									
DEBT OR CONTRACT	44	44	41	47	23	9	15	32	3
DAMAGES	41	24	32	33	19	11	3	9	-8
REPLEVIN	2	4	2	4	4	0	0	0	2
CONDEMNATION	3	0	1	2	0	1	1	50	-1
INCORPORATION	0	5	5	0	0	0	0	0	0
OTHER	6	12	7	11	8	1	2	18	5
TOTALS FOR PERIOD	96	89	88	97	54	22	21	22	1
SHARP COUNTY									
DEBT OR CONTRACT	54	41	48	47	16	10	21	45	-7
DAMAGES	33	23	24	32	15	11	6	19	-1
REPLEVIN	1	5	1	5	4	0	1	20	4
CONDEMNATION	17	5	4	18	1	17	0	0	1
INCORPORATION	1	5	6	0	0	0	0	0	-1
OTHER	0	6	4	2	2	0	0	0	2
TOTALS FOR PERIOD	106	85	87	104	38	38	28	27	-2
THIRD CIRCUIT									
DEBT OR CONTRACT	239	300	266	273	161	45	67	25	34
DAMAGES	202	118	135	185	94	53	38	21	-17
REPLEVIN	13	22	10	25	20	3	2	8	12
CONDEMNATION	30	22	12	40	12	22	6	15	10
INCORPORATION	3	19	19	3	3	0	0	0	0
OTHER	24	42	32	34	22	5	7	21	10
TOTALS FOR PERIOD	511	523	474	560	312	128	120	21	49
FOURTH CIRCUIT									
MADISON COUNTY									
DEBT OR CONTRACT	26	42	37	31	22	4	5	16	5
DAMAGES	12	11	14	9	7	2	0	0	-3
REPLEVIN	1	3	2	2	2	0	0	0	1
CONDEMNATION	7	1	7	1	0	0	1	100	-6
INCORPORATION	3	1	4	0	0	0	0	0	-3
OTHER	2	2	3	1	1	0	0	0	-1
TOTALS FOR PERIOD	51	60	67	44	32	6	6	14	-7

CIVIL CIRCUITS FROM 07/01/91 THROUGH 06/30/92

CIRCUIT AND COUNTY	CASES PENDING START	CASES FILED	CASES TERMI-NATED	CASES PENDING AT END	AGE OF ALL CASES PENDING LESS 1 YR.	1-2 YRS.	OVER 2 YRS.	% OVER 2 YRS.	CHANGE IN CASES PENDING
WASHINGTON COUNTY									
DEBT OR CONTRACT	336	591	589	338	283	35	20	6	2
DAMAGES	253	291	254	290	203	54	33	11	37
REPLEVIN	48	86	91	43	32	6	5	12	-5
CONDEMNATION	15	101	99	17	11	1	5	29	2
INCORPORATION	0	43	43	0	0	0	0	0	0
OTHER	55	77	82	50	31	16	3	6	-5
TOTALS FOR PERIOD	707	1189	1158	738	560	112	66	9	31
FOURTH CIRCUIT									
DEBT OR CONTRACT	362	633	626	369	305	39	25	7	7
DAMAGES	265	302	268	299	210	56	33	11	34
REPLEVIN	49	89	93	45	34	6	5	11	-4
CONDEMNATION	22	102	106	18	11	1	6	33	-4
INCORPORATION	3	44	47	0	0	0	0	0	-3
OTHER	57	79	85	51	32	16	3	6	-6
TOTALS FOR PERIOD	758	1249	1225	782	592	118	72	9	24
FIFTH CIRCUIT									
FRANKLIN COUNTY									
DEBT OR CONTRACT	17	78	57	38	36	1	1	3	21
DAMAGES	22	24	26	20	13	5	2	10	-2
REPLEVIN	2	6	6	2	2	0	0	0	0
CONDEMNATION	16	35	38	13	11	2	0	0	-3
INCORPORATION	0	6	5	1	1	0	0	0	1
OTHER	1	2	2	1	1	0	0	0	0
TOTALS FOR PERIOD	58	151	134	75	64	8	3	4	17
JOHNSON COUNTY									
DEBT OR CONTRACT	31	77	81	27	24	1	2	7	-4
DAMAGES	27	29	23	33	22	5	6	18	6
REPLEVIN	0	8	5	3	3	0	0	0	3
CONDEMNATION	6	30	28	8	5	3	0	0	2
INCORPORATION	1	5	5	1	1	0	0	0	0
OTHER	2	7	6	3	2	1	0	0	1
TOTALS FOR PERIOD	67	156	148	75	57	10	8	11	8
POPE COUNTY									
DEBT OR CONTRACT	114	232	228	118	94	20	4	3	4
DAMAGES	75	76	75	76	59	15	2	3	1
REPLEVIN	2	12	12	2	1	1	0	0	0
CONDEMNATION	2	14	11	5	4	1	0	0	3
INCORPORATION	0	19	18	1	1	0	0	0	1
OTHER	8	14	8	14	9	3	2	14	6
TOTALS FOR PERIOD	201	367	352	216	168	40	8	4	15

CIVIL CIRCUITS FROM 07/01/91 THROUGH 06/30/92

CIRCUIT AND COUNTY	CASES PENDING START	CASES FILED	CASES TERMI-NATED	CASES PENDING AT END	AGE OF ALL CASES PENDING LESS 1 YR.	1-2 YRS.	OVER 2 YRS.	% OVER 2 YRS.	CHANGE IN CASES PENDING
FIFTH CIRCUIT									
DEBT OR CONTRACT	102	387	366	183	154	22	7	4	21
DAMAGES	124	129	124	129	94	25	10	8	5
REPLEVIN	4	26	23	7	6	1	0	0	3
CONDEMNATION	24	79	77	26	20	6	0	0	2
INCORPORATION	1	30	28	3	3	0	0	0	2
OTHER	11	23	16	18	12	4	2	11	7
TOTALS FOR PERIOD	326	674	634	366	289	58	19	5	40
SIXTH CIRCUIT									
PERRY COUNTY									
DEBT OR CONTRACT	120	52	70	102	27	21	54	53	-18
DAMAGES	26	8	4	30	7	4	19	63	4
REPLEVIN	8	7	4	11	4	1	6	55	3
CONDEMNATION	0	1	1	0	0	0	0	0	0
INCORPORATION	3	2	2	3	1	0	2	67	0
OTHER	9	2	4	7	1	1	5	71	-2
TOTALS FOR PERIOD	166	72	85	153	40	27	86	56	-13
PULASKI COUNTY DIVISION 1									
DEBT OR CONTRACT	0	0	0	0	0	0	0	0	0
DAMAGES	0	0	0	0	0	0	0	0	0
REPLEVIN	0	0	0	0	0	0	0	0	0
CONDEMNATION	0	0	0	0	0	0	0	0	0
INCORPORATION	0	0	0	0	0	0	0	0	0
OTHER	0	0	0	0	0	0	0	0	0
TOTALS FOR PERIOD	0	0	0	0	0	0	0	0	0
PULASKI COUNTY DIVISION 2									
DEBT OR CONTRACT	266	383	350	299	212	66	21	7	33
DAMAGES	216	176	189	203	121	66	16	8	-13
REPLEVIN	52	70	64	58	35	22	1	2	6
CONDEMNATION	12	9	7	14	8	3	3	21	2
INCORPORATION	4	28	24	8	4	2	2	25	4
OTHER	53	93	71	75	49	20	6	8	22
TOTALS FOR PERIOD	603	759	705	657	429	179	49	7	54
PULASKI COUNTY DIVISION 3									
DEBT OR CONTRACT	368	704	770	302	258	36	8	3	-66
DAMAGES	322	399	405	316	239	56	21	7	-6
REPLEVIN	54	142	154	42	35	7	0	0	-12
CONDEMNATION	10	12	12	10	7	2	1	10	0
INCORPORATION	1	53	54	0	0	0	0	0	-1
OTHER	97	211	221	87	76	7	4	5	-10
TOTALS FOR PERIOD	852	1521	1616	757	615	108	34	4	-95

CIVIL CIRCUITS FROM 07/01/91 THROUGH 06/30/92

CIRCUIT AND COUNTY	CASES PENDING START	CASES FILED	CASES TERMI-NATED	CASES PENDING AT END	AGE OF ALL CASES PENDING LESS 1 YR.	1-2 YRS.	OVER 2 YRS.	% OVER 2 YRS.	CHANGE IN CASES PENDING
PULASKI COUNTY DIVISION 4									
DEBT OR CONTRACT	0	0	0	0	0	0	0	0	0
DAMAGES	0	0	0	0	0	0	0	0	0
REPLEVIN	0	0	0	0	0	0	0	0	0
CONDEMNATION	0	0	0	0	0	0	0	0	0
INCORPORATION	0	0	0	0	0	0	0	0	0
OTHER	0	0	0	0	0	0	0	0	0
TOTALS FOR PERIOD	0	0	0	0	0	0	0	0	0
PULASKI COUNTY DIVISION 5									
DEBT OR CONTRACT	128	224	223	129	93	15	21	16	1
DAMAGES	124	129	127	126	83	32	11	9	2
REPLEVIN	24	59	50	33	25	3	5	15	9
CONDEMNATION	2	3	3	2	2	0	0	0	0
INCORPORATION	0	23	23	0	0	0	0	0	0
OTHER	39	75	68	46	28	5	13	28	7
TOTALS FOR PERIOD	317	513	494	336	231	55	50	15	19
PULASKI COUNTY DIVISION 6									
DEBT OR CONTRACT	393	498	583	308	219	47	42	14	-85
DAMAGES	303	264	327	240	167	53	20	8	-63
REPLEVIN	87	90	108	69	47	15	7	10	-18
CONDEMNATION	5	6	4	7	4	2	1	14	2
INCORPORATION	2	42	42	2	1	1	0	0	0
OTHER	81	133	142	72	50	18	4	6	-9
TOTALS FOR PERIOD	871	1033	1206	698	488	136	74	11	-173
PULASKI COUNTY DIVISION 7									
DEBT OR CONTRACT	119	345	281	183	159	19	5	3	64
DAMAGES	116	204	173	147	120	19	8	5	31
REPLEVIN	42	77	73	46	36	7	3	7	4
CONDEMNATION	11	5	12	4	2	2	0	0	-7
INCORPORATION	0	26	25	1	1	0	0	0	1
OTHER	87	105	68	124	56	63	5	4	37
TOTALS FOR PERIOD	375	762	632	505	374	110	21	4	130
PULASKI COUNTY DIVISION 8									
DEBT OR CONTRACT	0	0	0	0	0	0	0	0	0
DAMAGES	0	0	0	0	0	0	0	0	0
REPLEVIN	0	0	0	0	0	0	0	0	0
CONDEMNATION	0	0	0	0	0	0	0	0	0
INCORPORATION	0	0	0	0	0	0	0	0	0
OTHER	0	0	0	0	0	0	0	0	0
TOTALS FOR PERIOD	0	0	0	0	0	0	0	0	0

CIVIL CIRCUITS FROM 07/01/91 THROUGH 06/30/92

CIRCUIT AND COUNTY	CASES PENDING START	CASES FILED	CASES TERMI-NATED	CASES PENDING AT END	AGE OF ALL CASES PENDING LESS 1 YR.	1-2 YRS.	OVER 2 YRS.	% OVER 2 YRS.	CHANGE IN CASES PENDING
PULASKI COUNTY DIVISION 9									
DEBT OR CONTRACT	0	0	0	0	0	0	0	0	0
DAMAGES	0	0	0	0	0	0	0	0	0
REPLEVIN	0	0	0	0	0	0	0	0	0
CONDEMNATION	0	0	0	0	0	0	0	0	0
INCORPORATION	0	0	0	0	0	0	0	0	0
OTHER	0	0	0	0	0	0	0	0	0
TOTALS FOR PERIOD	0	0	0	0	0	0	0	0	0
PULASKI COUNTY									
DEBT OR CONTRACT	1274	2154	2207	1221	941	183	97	8	-53
DAMAGES	1081	1172	1221	1032	730	226	76	7	-49
REPLEVIN	259	438	449	248	178	54	16	6	-11
CONDEMNATION	40	35	38	37	23	9	5	14	-3
INCORPORATION	7	172	168	11	6	3	2	18	4
OTHER	357	617	570	404	259	113	32	8	47
TOTALS FOR PERIOD	3018	4588	4653	2953	2137	588	228	8	-65
SIXTH CIRCUIT									
DEBT OR CONTRACT	1394	2206	2277	1323	968	204	151	11	-71
DAMAGES	1107	1180	1225	1062	737	230	95	9	-45
REPLEVIN	267	445	453	259	182	55	22	8	-8
CONDEMNATION	40	36	39	37	23	9	5	14	-3
INCORPORATION	10	174	170	14	7	3	4	29	4
OTHER	366	619	574	411	260	114	37	9	45
TOTALS FOR PERIOD	3184	4660	4738	3106	2177	615	314	10	-78
SEVENTH CIRCUIT									
GRANT COUNTY DIVISION 1									
DEBT OR CONTRACT	75	73	63	85	40	28	17	20	10
DAMAGES	22	9	14	17	7	7	3	18	-5
REPLEVIN	8	4	2	10	2	1	7	70	2
CONDEMNATION	0	0	0	0	0	0	0	0	0
INCORPORATION	0	4	4	0	0	0	0	0	0
OTHER	4	7	5	6	4	1	1	17	2
TOTALS FOR PERIOD	109	97	88	118	53	37	28	24	9
GRANT COUNTY DIVISION 2									
DEBT OR CONTRACT	37	45	54	28	20	7	1	4	-9
DAMAGES	7	3	4	6	2	2	2	33	-1
REPLEVIN	2	0	2	0	0	0	0	0	-2
CONDEMNATION	0	0	0	0	0	0	0	0	0
INCORPORATION	0	0	0	0	0	0	0	0	0
OTHER	1	5	4	2	2	0	0	0	1
TOTALS FOR PERIOD	47	53	64	36	24	9	3	8	-11

CIVIL CIRCUITS FROM 07/01/91 THROUGH 06/30/92

CIRCUIT AND COUNTY	CASES PENDING START	CASES FILED	CASES TERMI-NATED	CASES PENDING AT END	AGE OF ALL CASES PENDING LESS 1 YR.	1-2 YRS.	OVER 2 YRS.	% OVER 2 YRS.	CHANGE IN CASES PENDING
GRANT COUNTY DIVISION 3									
DEBT OR CONTRACT	7	8	6	9	3	3	3	33	2
DAMAGES	0	2	0	2	2	0	0	0	2
REPLEVIN	1	1	0	2	1	1	0	0	1
CONDEMNATION	0	0	0	0	0	0	0	0	0
INCORPORATION	0	0	0	0	0	0	0	0	0
OTHER	0	0	0	0	0	0	0	0	0
TOTALS FOR PERIOD	8	11	6	13	6	4	3	23	5
GRANT COUNTY									
DEBT OR CONTRACT	119	126	123	122	63	38	21	17	3
DAMAGES	29	14	18	25	11	9	5	20	-4
REPLEVIN	11	5	4	12	3	2	7	58	1
CONDEMNATION	0	0	0	0	0	0	0	0	0
INCORPORATION	0	4	4	0	0	0	0	0	0
OTHER	5	12	9	8	6	1	1	13	3
TOTALS FOR PERIOD	164	161	158	167	83	50	34	20	3
HOT SPRING COUNTY DIVISION 1									
DEBT OR CONTRACT	167	192	178	181	100	43	38	21	14
DAMAGES	41	17	26	32	9	10	13	41	-9
REPLEVIN	0	0	0	0	0	0	0	0	0
CONDEMNATION	4	1	2	3	1	0	2	67	-1
INCORPORATION	0	7	6	1	1	0	0	0	1
OTHER	13	3	10	6	3	0	3	50	-7
TOTALS FOR PERIOD	225	220	222	223	114	53	56	25	-2
HOT SPRING COUNTY DIVISION 2									
DEBT OR CONTRACT	59	103	103	59	36	12	11	19	0
DAMAGES	19	12	11	20	9	6	5	25	1
REPLEVIN	0	0	0	0	0	0	0	0	0
CONDEMNATION	0	0	0	0	0	0	0	0	0
INCORPORATION	1	4	5	0	0	0	0	0	-1
OTHER	0	2	2	0	0	0	0	0	0
TOTALS FOR PERIOD	79	121	121	79	45	18	16	20	0
HOT SPRING COUNTY DIVISION 3									
DEBT OR CONTRACT	0	0	0	0	0	0	0	0	0
DAMAGES	1	0	0	1	0	0	1	100	0
REPLEVIN	0	0	0	0	0	0	0	0	0
CONDEMNATION	1	0	0	1	0	0	1	100	0
INCORPORATION	0	0	0	0	0	0	0	0	0
OTHER	0	0	0	0	0	0	0	0	0
TOTALS FOR PERIOD	2	0	0	2	0	0	2	100	0

CIVIL CIRCUITS FROM 07/01/91 THROUGH 06/30/92

CIRCUIT AND COUNTY	CASES PENDING START	CASES FILED	CASES TERMI-NATED	CASES PENDING AT END	AGE OF ALL CASES PENDING LESS 1 YR.	1-2 YRS.	OVER 2 YRS.	% OVER 2 YRS.	CHANGE IN CASES PENDING
HOT SPRING COUNTY									
DEBT OR CONTRACT	226	295	281	240	130	55	49	20	14
DAMAGES	61	29	37	53	18	16	19	36	-8
REPLEVIN	0	0	0	0	0	0	0	0	0
CONDEMNATION	5	1	2	4	1	0	3	75	-1
INCORPORATION	1	11	11	1	1	0	0	0	0
OTHER	13	5	12	6	3	0	3	50	-7
TOTALS FOR PERIOD	306	341	343	304	159	71	74	24	-2
SALINE COUNTY DIVISION 1									
DEBT OR CONTRACT	277	298	301	274	143	48	83	30	-3
DAMAGES	166	115	101	180	83	44	53	29	14
REPLEVIN	25	13	7	31	10	8	13	42	6
CONDEMNATION	9	0	0	9	0	0	9	100	0
INCORPORATION	10	14	20	4	1	0	3	75	-6
OTHER	31	33	14	50	25	9	16	32	19
TOTALS FOR PERIOD	518	473	443	548	262	109	177	32	30
SALINE COUNTY DIVISION 2									
DEBT OR CONTRACT	108	152	161	99	75	17	7	7	-9
DAMAGES	75	53	57	71	43	17	11	15	-4
REPLEVIN	9	13	12	10	7	3	0	0	1
CONDEMNATION	0	8	7	1	1	0	0	0	1
INCORPORATION	3	7	9	1	0	0	1	100	-2
OTHER	6	11	9	8	7	0	1	13	2
TOTALS FOR PERIOD	201	244	255	190	133	37	20	11	-11
SALINE COUNTY DIVISION 3									
DEBT OR CONTRACT	0	0	0	0	0	0	0	0	0
DAMAGES	0	0	0	0	0	0	0	0	0
REPLEVIN	0	0	0	0	0	0	0	0	0
CONDEMNATION	0	0	0	0	0	0	0	0	0
INCORPORATION	0	1	1	0	0	0	0	0	0
OTHER	0	0	0	0	0	0	0	0	0
TOTALS FOR PERIOD	0	1	1	0	0	0	0	0	0
SALINE COUNTY									
DEBT OR CONTRACT	385	450	462	373	218	65	90	24	-12
DAMAGES	241	168	158	251	126	61	64	25	10
REPLEVIN	34	26	19	41	17	11	13	32	7
CONDEMNATION	9	8	7	10	1	0	9	90	1
INCORPORATION	13	22	30	5	1	0	4	80	-8
OTHER	37	44	23	58	32	9	17	29	21
TOTALS FOR PERIOD	719	718	699	738	395	146	197	27	19

CIVIL CIRCUITS FROM 07/01/91 THROUGH 06/30/92

CIRCUIT AND COUNTY	CASES PENDING START	CASES FILED	CASES TERMI-NATED	CASES PENDING AT END	AGE OF ALL CASES PENDING LESS 1 YR.	1-2 YRS.	OVER 2 YRS.	% OVER 2 YRS.	CHANGE IN CASES PENDING
SEVENTH CIRCUIT									
DEBT OR CONTRACT	730	371	866	735	417	158	160	22	5
DAMAGES	331	211	213	329	155	86	88	27	-2
REPLEVIN	45	31	23	53	20	13	20	38	8
CONDEMNATION	14	9	9	14	2	0	12	86	0
INCORPORATION	14	37	45	6	2	0	4	67	-8
OTHER	55	61	44	72	41	10	21	29	17
TOTALS FOR PERIOD	1139	1220	1200	1209	637	267	305	25	20
EIGHTH CIRCUIT									
HEMPSTEAD COUNTY DIVISION 1									
DEBT OR CONTRACT	64	22	27	59	11	7	41	69	-5
DAMAGES	29	13	14	28	8	5	15	54	-1
REPLEVIN	5	3	2	6	2	2	2	33	1
CONDEMNATION	12	2	0	14	2	5	7	50	2
INCORPORATION	3	2	3	2	0	1	1	50	-1
OTHER	10	2	2	10	2	2	6	60	0
TOTALS FOR PERIOD	123	44	48	119	25	22	72	61	-4
HEMPSTEAD COUNTY DIVISION 2									
DEBT OR CONTRACT	32	24	28	28	17	2	9	32	-4
DAMAGES	15	12	6	21	11	4	6	29	6
REPLEVIN	7	7	6	8	5	1	2	25	1
CONDEMNATION	10	3	3	10	3	6	1	10	0
INCORPORATION	1	2	1	2	1	1	0	0	1
OTHER	1	6	3	4	4	0	0	0	3
TOTALS FOR PERIOD	66	54	47	73	41	14	18	25	7
HEMPSTEAD COUNTY DIVISION 3									
DEBT OR CONTRACT	32	24	32	24	15	4	5	21	-8
DAMAGES	20	13	11	22	11	5	6	27	2
REPLEVIN	5	3	6	2	2	0	0	0	-3
CONDEMNATION	7	6	6	7	3	3	1	14	0
INCORPORATION	0	3	3	0	0	0	0	0	0
OTHER	6	4	7	3	2	0	1	33	-3
TOTALS FOR PERIOD	70	53	65	58	33	12	13	22	-12
HEMPSTEAD COUNTY DIVISION 4									
DEBT OR CONTRACT	6	12	6	12	8	2	2	17	6
DAMAGES	2	6	0	8	6	2	0	0	6
REPLEVIN	0	0	0	0	0	0	0	0	0
CONDEMNATION	1	1	0	2	1	1	0	0	1
INCORPORATION	0	2	2	0	0	0	0	0	0
OTHER	3	2	2	3	1	0	2	67	0
TOTALS FOR PERIOD	12	23	10	25	16	5	4	16	13

CIVIL CIRCUITS FROM 07/01/91 THROUGH 06/30/92

CIRCUIT AND COUNTY	CASES PENDING START	CASES FILED	CASES TERMI-NATED	CASES PENDING AT END	AGE OF ALL CASES PENDING LESS 1 YR.	1-2 YRS.	OVER 2 YRS.	% OVER 2 YRS.	CHANGE IN CASES PENDING
HEMPSTEAD COUNTY									
DEBT OR CONTRACT	134	82	93	123	51	15	57	46	-11
DAMAGES	66	44	31	79	36	16	27	34	13
REPLEVIN	17	13	14	16	9	3	4	25	-1
CONDEMNATION	30	12	9	33	9	15	9	27	3
INCORPORATION	4	9	9	4	1	2	1	25	0
OTHER	20	14	14	20	9	2	9	45	0
TOTALS FOR PERIOD	271	174	170	275	115	53	107	39	4
LAFAYETTE COUNTY DIVISION 1									
DEBT OR CONTRACT	15	12	12	15	5	1	9	60	0
DAMAGES	13	5	5	13	3	3	7	54	0
REPLEVIN	0	0	0	0	0	0	0	0	0
CONDEMNATION	0	0	0	0	0	0	0	0	0
INCORPORATION	0	2	2	0	0	0	0	0	0
OTHER	1	0	0	1	0	1	0	0	0
TOTALS FOR PERIOD	29	19	19	29	8	5	16	55	0
LAFAYETTE COUNTY DIVISION 2									
DEBT OR CONTRACT	9	3	7	5	1	1	3	60	-4
DAMAGES	6	5	3	8	4	3	1	13	2
REPLEVIN	0	1	0	1	1	0	0	0	1
CONDEMNATION	0	0	0	0	0	0	0	0	0
INCORPORATION	0	3	3	0	0	0	0	0	0
OTHER	0	0	0	0	0	0	0	0	0
TOTALS FOR PERIOD	15	12	13	14	6	4	4	29	-1
LAFAYETTE COUNTY DIVISION 3									
DEBT OR CONTRACT	12	11	15	8	5	0	3	38	-4
DAMAGES	1	5	3	3	3	0	0	0	2
REPLEVIN	0	0	0	0	0	0	0	0	0
CONDEMNATION	0	0	0	0	0	0	0	0	0
INCORPORATION	0	1	1	0	0	0	0	0	0
OTHER	1	0	1	0	0	0	0	0	-1
TOTALS FOR PERIOD	14	17	20	11	8	0	3	27	-3
LAFAYETTE COUNTY DIVISION 4									
DEBT OR CONTRACT	0	4	3	1	1	0	0	0	1
DAMAGES	2	0	2	0	0	0	0	0	-2
REPLEVIN	0	0	0	0	0	0	0	0	0
CONDEMNATION	0	0	0	0	0	0	0	0	0
INCORPORATION	0	2	2	0	0	0	0	0	0
OTHER	0	0	0	0	0	0	0	0	0
TOTALS FOR PERIOD	2	6	7	1	1	0	0	0	-1

CIVIL CIRCUITS FROM 07/01/91 THROUGH 06/30/92

CIRCUIT AND COUNTY	CASES PENDING START	CASES FILED	CASES TERMI-NATED	CASES PENDING AT END	AGE OF ALL CASES PENDING LESS 1 YR.	1-2 YRS.	OVER 2 YRS.	% OVER 2 YRS.	CHANGE IN CASES PENDING
LAFAYETTE COUNTY									
DEBT OR CONTRACT	36	30	37	29	12	2	15	52	-7
DAMAGES	22	15	13	24	10	6	8	33	2
REPLEVIN	0	1	0	1	1	0	0	0	1
CONDEMNATION	0	0	0	0	0	0	0	0	0
INCORPORATION	0	8	8	0	0	0	0	0	0
OTHER	2	0	1	1	0	1	0	0	-1
TOTALS FOR PERIOD	60	54	59	55	23	9	23	42	-5
MILLER COUNTY DIVISION 1									
DEBT OR CONTRACT	48	35	34	49	16	14	19	39	1
DAMAGES	47	26	18	55	20	17	18	33	8
REPLEVIN	3	1	2	2	0	0	2	100	-1
CONDEMNATION	1	0	0	1	0	1	0	0	0
INCORPORATION	1	6	6	1	1	0	0	0	0
OTHER	9	7	4	12	5	1	6	50	3
TOTALS FOR PERIOD	109	75	64	120	42	33	45	38	11
MILLER COUNTY DIVISION 2									
DEBT OR CONTRACT	27	35	31	31	17	9	5	16	4
DAMAGES	33	30	23	40	22	13	5	13	7
REPLEVIN	5	5	6	4	2	2	0	0	-1
CONDEMNATION	1	0	0	1	0	1	0	0	0
INCORPORATION	0	1	0	1	1	0	0	0	1
OTHER	7	0	4	3	0	2	1	33	-4
TOTALS FOR PERIOD	73	71	64	80	42	27	11	14	7
MILLER COUNTY DIVISION 3									
DEBT OR CONTRACT	33	34	38	29	16	2	11	38	-4
DAMAGES	36	32	29	39	21	9	9	23	3
REPLEVIN	5	3	2	6	2	4	0	0	1
CONDEMNATION	7	0	0	7	0	6	1	14	0
INCORPORATION	0	5	5	0	0	0	0	0	0
OTHER	6	4	6	4	2	1	1	25	-2
TOTALS FOR PERIOD	87	78	80	85	41	22	22	26	-2
MILLER COUNTY DIVISION 4									
DEBT OR CONTRACT	7	19	9	17	11	1	5	29	10
DAMAGES	13	15	7	21	11	1	9	43	8
REPLEVIN	2	0	0	2	0	1	1	50	0
CONDEMNATION	1	0	0	1	0	0	1	100	0
INCORPORATION	0	3	3	0	0	0	0	0	0
OTHER	1	3	1	3	2	0	1	33	2
TOTALS FOR PERIOD	24	40	20	44	24	3	17	39	20

CIVIL CIRCUITS FROM 07/01/91 THROUGH 06/30/92

CIRCUIT AND COUNTY		CASES PENDING START	CASES FILED	CASES TERMI-NATED	CASES PENDING AT END	AGE OF ALL CASES PENDING LESS 1 YR.	1-2 YRS.	OVER 2 YRS.	% OVER 2 YRS.	CHANGE IN CASES PENDING
MILLER COUNTY										
DEBT OR CONTRACT		115	123	112	126	60	26	40	32	11
DAMAGES		129	103	77	155	74	40	41	26	26
REPLEVIN		15	9	10	14	4	7	3	21	-1
CONDEMNATION		10	0	0	10	0	8	2	20	0
INCORPORATION		1	15	14	2	2	0	0	0	1
OTHER		23	14	15	22	9	4	9	41	-1
TOTALS FOR PERIOD		293	264	228	329	149	35	95	29	36
NEVADA COUNTY	DIVISION 1									
DEBT OR CONTRACT		18	14	18	14	9	3	2	14	-4
DAMAGES		6	6	5	7	4	1	2	29	1
REPLEVIN		0	1	0	1	1	0	0	0	1
CONDEMNATION		1	1	2	0	0	0	0	0	-1
INCORPORATION		0	2	2	0	0	0	0	0	0
OTHER		2	0	0	2	0	0	2	100	0
TOTALS FOR PERIOD		27	24	27	24	14	4	6	25	-3
NEVADA COUNTY	DIVISION 2									
DEBT OR CONTRACT		14	10	9	15	6	5	4	27	1
DAMAGES		3	1	1	3	0	3	0	0	0
REPLEVIN		1	0	0	1	0	1	0	0	0
CONDEMNATION		1	0	0	1	0	0	1	100	0
INCORPORATION		0	0	0	0	0	0	0	0	0
OTHER		0	0	0	0	0	0	0	0	0
TOTALS FOR PERIOD		19	11	10	20	6	9	5	25	1
NEVADA COUNTY	DIVISION 3									
DEBT OR CONTRACT		13	15	18	10	5	0	5	50	-3
DAMAGES		9	7	5	11	6	2	3	27	2
REPLEVIN		7	5	2	10	4	6	0	0	3
CONDEMNATION		1	0	0	1	0	1	0	0	0
INCORPORATION		0	0	0	0	0	0	0	0	0
OTHER		0	2	0	2	2	0	0	0	2
TOTALS FOR PERIOD		30	29	25	34	17	9	8	24	4
NEVADA COUNTY	DIVISION 4									
DEBT OR CONTRACT		3	9	2	10	8	1	1	10	7
DAMAGES		3	4	1	6	4	0	2	33	3
REPLEVIN		0	0	0	0	0	0	0	0	0
CONDEMNATION		1	0	0	1	0	1	0	0	0
INCORPORATION		0	2	2	0	0	0	0	0	0
OTHER		0	0	0	0	0	0	0	0	0
TOTALS FOR PERIOD		7	15	5	17	12	2	3	18	10

CIVIL CIRCUITS FROM 07/01/91 THROUGH 06/30/92

CIRCUIT AND COUNTY	CASES PENDING START	CASES FILED	CASES TERMI-NATED	CASES PENDING AT END	AGE OF ALL CASES PENDING LESS 1 YR.	1-2 YRS.	OVER 2 YRS.	% OVER 2 YRS.	CHANGE IN CASES PENDING
NEVADA COUNTY									
DEBT OR CONTRACT	48	48	47	49	28	9	12	24	1
DAMAGES	21	18	12	27	14	6	7	26	6
REPLEVIN	8	6	2	12	5	7	0	0	4
CONDEMNATION	4	1	2	3	0	2	1	33	-1
INCORPORATION	0	4	4	0	0	0	0	0	0
OTHER	2	2	0	4	2	0	2	50	2
TOTALS FOR PERIOD	83	79	67	95	49	24	22	23	12
EIGHTH CIRCUIT									
DEBT OR CONTRACT	333	283	289	327	151	52	124	38	-6
DAMAGES	238	180	133	285	134	68	83	29	47
REPLEVIN	40	29	26	43	19	17	7	16	3
CONDEMNATION	44	13	11	46	9	25	12	26	2
INCORPORATION	5	36	35	6	3	2	1	17	1
OTHER	47	30	30	47	20	7	20	43	0
TOTALS FOR PERIOD	707	571	524	754	336	171	247	33	47
NINTH CIRCUIT EAST									
CLARK COUNTY									
DEBT OR CONTRACT	116	205	248	73	53	14	6	8	-43
DAMAGES	49	44	40	53	33	14	6	11	4
REPLEVIN	2	7	6	3	3	0	0	0	1
CONDEMNATION	2	2	1	3	2	1	0	0	1
INCORPORATION	0	11	11	0	0	0	0	0	0
OTHER	6	19	16	9	7	2	0	0	3
TOTALS FOR PERIOD	175	288	322	141	98	31	12	9	-34
PIKE COUNTY									
DEBT OR CONTRACT	29	58	62	25	20	3	2	8	-4
DAMAGES	6	16	7	15	13	2	0	0	9
REPLEVIN	3	9	8	4	3	0	1	25	1
CONDEMNATION	0	0	0	0	0	0	0	0	0
INCORPORATION	0	2	2	0	0	0	0	0	0
OTHER	5	2	6	1	1	0	0	0	-4
TOTALS FOR PERIOD	43	87	85	45	37	5	3	7	2
NINTH CIRCUIT EAST									
DEBT OR CONTRACT	145	263	310	98	73	17	8	8	-47
DAMAGES	55	60	47	68	46	16	6	9	13
REPLEVIN	5	16	14	7	6	0	1	14	2
CONDEMNATION	2	2	1	3	2	1	0	0	1
INCORPORATION	0	13	13	0	0	0	0	0	0
OTHER	11	21	22	10	8	2	0	0	-1
TOTALS FOR PERIOD	218	375	407	186	135	36	15	8	-32

CIVIL CIRCUITS FROM 07/01/91 THROUGH 06/30/92

CIRCUIT AND COUNTY	CASES PENDING START	CASES FILED	CASES TERMI-NATED	CASES PENDING AT END	AGE OF ALL CASES PENDING LESS 1 YR.	1-2 YRS.	OVER 2 YRS.	% OVER 2 YRS.	CHANGE IN CASES PENDING
NINTH CIRCUIT WEST									
HOWARD COUNTY									
DEBT OR CONTRACT	45	70	70	45	35	7	3	7	0
DAMAGES	21	20	21	20	15	3	2	10	-1
REPLEVIN	9	8	10	7	4	2	1	14	-2
CONDEMNATION	3	4	3	4	2	2	0	0	1
INCORPORATION	0	1	1	0	0	0	0	0	0
OTHER	4	1	4	1	1	0	0	0	-3
TOTALS FOR PERIOD	82	104	109	77	57	14	6	8	-5
LITTLE RIVER COUNTY									
DEBT OR CONTRACT	70	58	88	40	25	7	8	20	-30
DAMAGES	43	32	29	45	25	14	7	15	3
REPLEVIN	9	5	8	6	5	1	0	0	-3
CONDEMNATION	7	1	3	5	1	1	3	60	-2
INCORPORATION	1	12	13	0	0	0	0	0	-1
OTHER	2	6	4	4	3	0	1	25	2
TOTALS FOR PERIOD	132	114	145	101	59	23	19	19	-31
SEVIER COUNTY									
DEBT OR CONTRACT	48	30	57	21	10	4	7	33	-27
DAMAGES	24	19	21	22	13	4	5	23	-2
REPLEVIN	5	3	5	3	0	2	1	33	-2
CONDEMNATION	0	0	0	0	0	0	0	0	0
INCORPORATION	0	5	5	0	0	0	0	0	0
OTHER	6	6	6	6	3	2	1	17	0
TOTALS FOR PERIOD	83	63	94	52	26	12	14	27	-31
NINTH CIRCUIT WEST									
DEBT OR CONTRACT	163	158	215	106	70	18	18	17	-57
DAMAGES	88	71	71	88	53	21	14	16	0
REPLEVIN	23	16	23	16	9	5	2	13	-7
CONDEMNATION	10	5	6	9	3	3	3	33	-1
INCORPORATION	1	18	19	0	0	0	0	0	-1
OTHER	12	13	14	11	7	2	2	18	-1
TOTALS FOR PERIOD	297	281	348	230	142	49	39	17	-67
TENTH CIRCUIT									
ASHLEY COUNTY DIVISION 1									
DEBT OR CONTRACT	90	94	90	94	37	25	32	34	4
DAMAGES	34	11	12	33	7	14	12	36	-1
REPLEVIN	2	0	0	2	0	0	2	100	0
CONDEMNATION	0	1	0	1	1	0	0	0	1
INCORPORATION	0	4	3	1	1	0	0	0	1
OTHER	1	6	2	5	4	0	1	20	4
TOTALS FOR PERIOD	127	116	107	136	50	39	47	35	9

CIVIL CIRCUITS FROM 07/01/91 THROUGH 06/30/92

CIRCUIT AND COUNTY	CASES PENDING START	CASES FILED	CASES TERMI-NATED	CASES PENDING AT END	AGE OF ALL CASES PENDING LESS 1 YR.	1-2 YRS.	OVER 2 YRS.	% OVER 2 YRS.	CHANGE IN CASES PENDING
ASHLEY COUNTY DIVISION 2									
DEBT OR CONTRACT	60	99	93	66	43	21	2	3	6
DAMAGES	24	23	17	30	19	4	7	23	6
REPLEVIN	0	1	0	1	1	0	0	0	1
CONDEMNATION	0	1	0	1	1	0	0	0	1
INCORPORATION	2	1	1	2	0	1	1	50	0
OTHER	2	1	0	3	1	2	0	0	1
TOTALS FOR PERIOD	88	126	111	103	65	28	10	10	15
ASHLEY COUNTY DIVISION 3									
DEBT OR CONTRACT	1	0	0	1	0	0	1	100	0
DAMAGES	0	1	1	0	0	0	0	0	0
REPLEVIN	0	0	0	0	0	0	0	0	0
CONDEMNATION	0	0	0	0	0	0	0	0	0
INCORPORATION	0	0	0	0	0	0	0	0	0
OTHER	0	0	0	0	0	0	0	0	0
TOTALS FOR PERIOD	1	1	1	1	0	0	1	100	0
ASHLEY COUNTY									
DEBT OR CONTRACT	151	193	183	161	80	46	35	22	10
DAMAGES	58	35	30	63	26	18	19	30	5
REPLEVIN	2	1	0	3	1	0	2	67	1
CONDEMNATION	0	2	0	2	2	0	0	0	2
INCORPORATION	2	5	4	3	1	1	1	33	1
OTHER	3	7	2	8	5	2	1	13	5
TOTALS FOR PERIOD	216	243	219	240	115	67	58	24	24
BRADLEY COUNTY DIVISION 1									
DEBT OR CONTRACT	30	37	30	37	17	10	10	27	7
DAMAGES	15	9	5	19	7	3	9	47	4
REPLEVIN	3	1	1	3	0	0	3	100	0
CONDEMNATION	0	0	0	0	0	0	0	0	0
INCORPORATION	0	8	7	1	1	0	0	0	1
OTHER	2	1	0	3	1	0	2	67	1
TOTALS FOR PERIOD	50	56	43	63	26	13	24	38	13
BRADLEY COUNTY DIVISION 2									
DEBT OR CONTRACT	17	32	28	21	16	4	1	5	4
DAMAGES	9	6	1	14	5	5	4	29	5
REPLEVIN	2	6	6	2	2	0	0	0	0
CONDEMNATION	1	0	1	0	0	0	0	0	-1
INCORPORATION	0	2	0	2	2	0	0	0	2
OTHER	0	0	0	0	0	0	0	0	0
TOTALS FOR PERIOD	29	46	36	39	25	9	5	13	10

CIVIL CIRCUITS FROM 07/01/91 THROUGH 06/30/92

CIRCUIT AND COUNTY	CASES PENDING START	CASES FILED	CASES TERMI-NATED	CASES PENDING AT END	AGE OF ALL CASES PENDING LESS 1 YR.	1-2 YRS.	OVER 2 YRS.	% OVER 2 YRS.	CHANGE IN CASES PENDING
BRADLEY COUNTY DIVISION 5									
DEBT OR CONTRACT	0	0	0	0	0	0	0	0	0
DAMAGES	0	0	0	0	0	0	0	0	0
REPLEVIN	0	0	0	0	0	0	0	0	0
CONDEMNATION	0	0	0	0	0	0	0	0	0
INCORPORATION	0	0	0	0	0	0	0	0	0
OTHER	0	0	0	0	0	0	0	0	0
TOTALS FOR PERIOD	0	0	0	0	0	0	0	0	0
BRADLEY COUNTY									
DEBT OR CONTRACT	47	69	58	58	33	14	11	19	11
DAMAGES	24	15	6	33	12	8	13	39	9
REPLEVIN	5	7	7	5	2	0	3	60	0
CONDEMNATION	1	0	1	0	0	0	0	0	-1
INCORPORATION	0	10	7	3	3	0	0	0	3
OTHER	2	1	0	3	1	0	2	67	1
TOTALS FOR PERIOD	79	102	79	102	51	22	29	28	23
CHICOT COUNTY DIVISION 1									
DEBT OR CONTRACT	48	81	68	61	40	10	11	18	13
DAMAGES	30	16	16	30	12	6	12	40	0
REPLEVIN	6	5	4	7	4	1	2	29	1
CONDEMNATION	0	1	1	0	0	0	0	0	0
INCORPORATION	1	1	1	1	0	1	0	0	0
OTHER	9	4	4	9	3	5	1	11	0
TOTALS FOR PERIOD	94	108	94	108	59	23	26	24	14
CHICOT COUNTY DIVISION 2									
DEBT OR CONTRACT	37	80	66	51	35	7	9	18	14
DAMAGES	22	12	17	17	8	6	3	18	-5
REPLEVIN	4	3	3	4	1	2	1	25	0
CONDEMNATION	0	1	0	1	1	0	0	0	1
INCORPORATION	0	1	1	0	0	0	0	0	0
OTHER	8	4	2	10	4	6	0	0	2
TOTALS FOR PERIOD	71	101	89	83	49	21	13	16	12
CHICOT COUNTY . DIVISION 3									
DEBT OR CONTRACT	0	0	0	0	0	0	0	0	0
DAMAGES	0	0	0	0	0	0	0	0	0
REPLEVIN	0	0	0	0	0	0	0	0	0
CONDEMNATION	0	0	0	0	0	0	0	0	0
INCORPORATION	0	0	0	0	0	0	0	0	0
OTHER	0	0	0	0	0	0	0	0	0
TOTALS FOR PERIOD	0	0	0	0	0	0	0	0	0

CIVIL CIRCUITS FROM 07/01/91 THROUGH 06/30/92

CIRCUIT AND COUNTY	CASES PENDING START	CASES FILED	CASES TERMI-NATED	CASES PENDING AT END	AGE OF ALL CASES PENDING LESS 1 YR.	1-2 YRS.	OVER 2 YRS.	% OVER 2 YRS.	CHANGE IN CASES PENDING
CHICOT COUNTY									
DEBT OR CONTRACT	85	161	134	112	75	17	20	18	27
DAMAGES	52	28	33	47	20	12	15	32	-5
REPLEVIN	10	8	7	11	5	3	3	27	1
CONDEMNATION	0	2	1	1	1	0	0	0	1
INCORPORATION	1	2	2	1	0	1	0	0	0
OTHER	17	8	6	19	7	11	1	5	2
TOTALS FOR PERIOD	165	209	183	191	108	44	39	20	26
DESHA COUNTY DIVISION 1									
DEBT OR CONTRACT	95	64	87	72	24	9	39	54	-23
DAMAGES	48	15	22	41	9	10	22	54	-7
REPLEVIN	7	0	3	4	0	0	4	100	-3
CONDEMNATION	1	0	0	1	0	0	1	100	0
INCORPORATION	0	3	3	0	0	0	0	0	0
OTHER	10	11	7	14	10	2	2	14	4
TOTALS FOR PERIOD	161	93	122	132	43	21	68	52	-29
DESHA COUNTY DIVISION 2									
DEBT OR CONTRACT	44	70	73	41	28	7	6	15	-3
DAMAGES	25	12	11	26	9	9	8	31	1
REPLEVIN	3	0	2	1	0	1	0	0	-2
CONDEMNATION	0	0	0	0	0	0	0	0	0
INCORPORATION	0	2	2	0	0	0	0	0	0
OTHER	10	7	6	11	5	4	2	18	1
TOTALS FOR PERIOD	82	91	94	79	42	21	16	20	-3
DESHA COUNTY DIVISION 3									
DEBT OR CONTRACT	0	0	0	0	0	0	0	0	0
DAMAGES	0	0	0	0	0	0	0	0	0
REPLEVIN	0	0	0	0	0	0	0	0	0
CONDEMNATION	0	0	0	0	0	0	0	0	0
INCORPORATION	0	0	0	0	0	0	0	0	0
OTHER	0	0	0	0	0	0	0	0	0
TOTALS FOR PERIOD	0	0	0	0	0	0	0	0	0
DESHA COUNTY									
DEBT OR CONTRACT	139	134	160	113	52	16	45	40	-26
DAMAGES	73	27	33	67	18	19	30	45	-6
REPLEVIN	10	0	5	5	0	1	4	80	-5
CONDEMNATION	1	0	0	1	0	0	1	100	0
INCORPORATION	0	5	5	0	0	0	0	0	0
OTHER	20	18	13	25	15	6	4	16	5
TOTALS FOR PERIOD	243	184	216	211	85	42	84	40	-32

CIVIL CIRCUITS FROM 07/01/91 THROUGH 06/30/92

CIRCUIT AND COUNTY	CASES PENDING START	CASES FILED	CASES TERMI-NATED	CASES PENDING AT END	AGE OF ALL CASES PENDING LESS 1 YR.	1-2 YRS.	OVER 2 YRS.	% OVER 2 YRS.	CHANGE IN CASES PENDING
DREW COUNTY DIVISION 1									
DEBT OR CONTRACT	50	54	45	59	29	5	25	42	9
DAMAGES	21	16	8	29	14	5	10	34	8
REPLEVIN	3	2	2	3	1	1	1	33	0
CONDEMNATION	0	0	0	0	0	0	0	0	0
INCORPORATION	3	1	4	0	0	0	0	0	-3
OTHER	4	5	4	5	2	2	1	20	1
TOTALS FOR PERIOD	81	78	63	96	46	13	37	39	15
DREW COUNTY DIVISION 2									
DEBT OR CONTRACT	31	53	43	41	30	5	6	15	10
DAMAGES	21	13	11	23	9	12	2	9	2
REPLEVIN	3	2	3	2	1	1	0	0	-1
CONDEMNATION	2	1	1	2	1	0	1	50	0
INCORPORATION	0	5	4	1	1	0	0	0	1
OTHER	2	5	1	6	4	2	0	0	4
TOTALS FOR PERIOD	59	79	63	75	46	20	9	12	16
DREW COUNTY DIVISION 3									
DEBT OR CONTRACT	0	0	0	0	0	0	0	0	0
DAMAGES	0	0	0	0	0	0	0	0	0
REPLEVIN	0	0	0	0	0	0	0	0	0
CONDEMNATION	0	0	0	0	0	0	0	0	0
INCORPORATION	0	0	0	0	0	0	0	0	0
OTHER	0	0	0	0	0	0	0	0	0
TOTALS FOR PERIOD	0	0	0	0	0	0	0	0	0
DREW COUNTY									
DEBT OR CONTRACT	81	107	88	100	59	10	31	31	19
DAMAGES	42	29	19	52	23	17	12	23	10
REPLEVIN	6	4	5	5	2	2	1	20	-1
CONDEMNATION	2	1	1	2	1	0	1	50	0
INCORPORATION	3	6	8	1	1	0	0	0	-2
OTHER	6	10	5	11	6	4	1	9	5
TOTALS FOR PERIOD	140	157	126	171	92	33	46	27	31
TENTH CIRCUIT									
DEBT OR CONTRACT	503	564	623	544	299	103	142	26	41
DAMAGES	249	134	121	262	99	74	39	34	13
REPLEVIN	33	20	24	29	10	6	13	45	-4
CONDEMNATION	4	5	3	6	4	0	2	33	2
INCORPORATION	6	25	26	5	5	2	1	13	2
OTHER	48	44	26	66	34	23	9	14	18
TOTALS FOR PERIOD	843	395	823	915	451	208	256	28	72

CIVIL CIRCUITS FROM 07/01/91 THROUGH 06/30/92

CIRCUIT AND COUNTY	CASES PENDING START	CASES FILED	CASES TERMI-NATED	CASES PENDING AT END	AGE OF ALL CASES PENDING LESS 1 YR.	1-2 YRS.	OVER 2 YRS.	% OVER 2 YRS.	CHANGE IN CASES PENDING
ELEVENTH CIRCUIT EAST									
ARKANSAS COUNTY									
DEBT OR CONTRACT	118	170	205	83	55	13	15	18	-35
DAMAGES	45	39	31	53	28	15	10	19	8
REPLEVIN	12	7	15	4	3	1	0	0	-8
CONDEMNATION	7	0	4	3	0	1	2	67	-4
INCORPORATION	2	7	9	0	0	0	0	0	-2
OTHER	28	31	30	29	19	5	5	17	1
TOTALS FOR PERIOD	212	254	294	172	105	35	32	19	-40
ELEVENTH CIRCUIT EAST									
DEBT OR CONTRACT	118	170	205	83	55	13	15	18	-35
DAMAGES	45	39	31	53	28	15	10	19	8
REPLEVIN	12	7	15	4	3	1	0	0	-8
CONDEMNATION	7	0	4	3	0	1	2	67	-4
INCORPORATION	2	7	9	0	0	0	0	0	-2
OTHER	28	31	30	29	19	5	5	17	1
TOTALS FOR PERIOD	212	254	294	172	105	35	32	19	-40
ELEVENTH CIRCUIT WEST									
JEFFERSON COUNTY DIVISION 1									
DEBT OR CONTRACT	196	221	247	170	95	51	24	14	-26
DAMAGES	109	92	89	102	58	29	15	15	-7
REPLEVIN	2	4	3	3	2	1	0	0	1
CONDEMNATION	1	1	0	2	1	1	0	0	1
INCORPORATION	0	0	0	0	0	0	0	0	0
OTHER	5	14	11	8	6	2	0	0	3
TOTALS FOR PERIOD	313	322	350	285	162	84	39	14	-28
JEFFERSON COUNTY DIVISION 2									
DEBT OR CONTRACT	167	261	289	139	102	31	6	4	-28
DAMAGES	105	103	88	120	74	31	15	13	15
REPLEVIN	4	7	7	4	3	1	0	0	0
CONDEMNATION	0	11	5	6	6	0	0	0	6
INCORPORATION	0	16	16	0	0	0	0	0	0
OTHER	1	2	2	1	0	1	0	0	0
TOTALS FOR PERIOD	277	400	407	270	185	64	21	8	-7

CIVIL CIRCUITS FROM 07/01/91 THROUGH 06/30/92

CIRCUIT AND COUNTY	CASES PENDING START	CASES FILED	CASES TERMI-NATED	CASES PENDING AT END	AGE OF ALL CASES PENDING LESS 1 YR.	1-2 YRS.	OVER 2 YRS.	% OVER 2 YRS.	CHANGE IN CASES PENDING
JEFFERSON COUNTY DIVISION 3									
DEBT OR CONTRACT	146	127	191	82	56	21	5	6	-64
DAMAGES	85	90	87	88	60	19	9	10	3
REPLEVIN	6	5	7	4	3	1	0	0	-2
CONDEMNATION	0	1	1	0	0	0	0	0	0
INCORPORATION	0	0	0	0	0	0	0	0	0
OTHER	9	31	28	12	12	0	0	0	3
TOTALS FOR PERIOD	246	254	314	186	131	41	14	8	-60
JEFFERSON COUNTY DIVISION 4									
DEBT OR CONTRACT	0	0	0	0	0	0	0	0	0
DAMAGES	0	0	0	0	0	0	0	0	0
REPLEVIN	0	0	0	0	0	0	0	0	0
CONDEMNATION	0	0	0	0	0	0	0	0	0
INCORPORATION	0	0	0	0	0	0	0	0	0
OTHER	0	0	0	0	0	0	0	0	0
TOTALS FOR PERIOD	0	0	0	0	0	0	0	0	0
JEFFERSON COUNTY									
DEBT OR CONTRACT	509	609	727	391	253	103	35	9	-118
DAMAGES	299	275	264	310	192	79	39	13	11
REPLEVIN	12	16	17	11	8	3	0	0	-1
CONDEMNATION	1	13	6	8	7	1	0	0	7
INCORPORATION	0	16	16	0	0	0	0	0	0
OTHER	15	47	41	21	18	3	0	0	6
TOTALS FOR PERIOD	836	976	1071	741	478	189	74	10	-95
LINCOLN COUNTY DIVISION 1									
DEBT OR CONTRACT	18	18	20	16	7	3	6	38	-2
DAMAGES	3	7	3	7	4	2	1	14	4
REPLEVIN	6	4	2	8	3	2	3	38	2
CONDEMNATION	3	0	3	0	0	0	0	0	-3
INCORPORATION	0	0	0	0	0	0	0	0	0
OTHER	1	2	3	0	0	0	0	0	-1
TOTALS FOR PERIOD	31	31	31	31	14	7	10	32	0
LINCOLN COUNTY DIVISION 2									
DEBT OR CONTRACT	6	20	12	14	11	2	1	7	8
DAMAGES	6	6	5	7	4	2	1	14	1
REPLEVIN	3	9	4	8	5	1	2	25	5
CONDEMNATION	2	0	2	0	0	0	0	0	-2
INCORPORATION	0	2	2	0	0	0	0	0	0
OTHER	1	0	0	1	0	0	1	100	0
TOTALS FOR PERIOD	18	37	25	30	20	5	5	17	12

CIVIL CIRCUITS FROM 07/01/91 THROUGH 06/30/92

CIRCUIT AND COUNTY	CASES PENDING START	CASES FILED	CASES TERMI-NATED	CASES PENDING AT END	AGE OF ALL CASES PENDING LESS 1 YR.	1-2 YRS.	OVER 2 YRS.	% OVER 2 YRS.	CHANGE IN CASES PENDING
LINCOLN COUNTY DIVISION 3									
DEBT OR CONTRACT	17	11	9	19	8	4	7	37	2
DAMAGES	8	6	6	8	4	3	1	13	0
REPLEVIN	0	1	0	1	1	0	0	0	1
CONDEMNATION	0	0	0	0	0	0	0	0	0
INCORPORATION	0	1	1	0	0	0	0	0	0
OTHER	15	33	21	27	25	2	0	0	12
TOTALS FOR PERIOD	40	52	37	55	38	9	8	15	15
LINCOLN COUNTY DIVISION 4									
DEBT OR CONTRACT	0	0	0	0	0	0	0	0	0
DAMAGES	0	0	0	0	0	0	0	0	0
REPLEVIN	0	0	0	0	0	0	0	0	0
CONDEMNATION	0	0	0	0	0	0	0	0	0
INCORPORATION	0	0	0	0	0	0	0	0	0
OTHER	0	0	0	0	0	0	0	0	0
TOTALS FOR PERIOD	0	0	0	0	0	0	0	0	0
LINCOLN COUNTY									
DEBT OR CONTRACT	41	49	41	49	26	9	14	29	8
DAMAGES	17	19	14	22	12	7	3	14	5
REPLEVIN	9	14	6	17	9	3	5	29	8
CONDEMNATION	5	0	5	0	0	0	0	0	-5
INCORPORATION	0	3	3	0	0	0	0	0	0
OTHER	17	35	24	28	25	2	1	4	11
TOTALS FOR PERIOD	89	120	93	116	72	21	23	20	27
ELEVENTH CIRCUIT WEST									
DEBT OR CONTRACT	550	658	768	440	279	112	49	11	-110
DAMAGES	316	294	278	332	204	86	42	13	16
REPLEVIN	21	30	23	28	17	6	5	18	7
CONDEMNATION	6	13	11	8	7	1	0	0	2
INCORPORATION	0	19	19	0	0	0	0	0	0
OTHER	32	82	65	49	43	5	1	2	17
TOTALS FOR PERIOD	925	1096	1164	857	550	210	97	11	-68
TWELFTH CIRCUIT									
CRAWFORD COUNTY DIVISION 1									
DEBT OR CONTRACT	119	326	321	124	114	7	3	2	5
DAMAGES	58	68	73	53	41	8	4	8	-5
REPLEVIN	5	3	6	2	1	1	0	0	-3
CONDEMNATION	12	6	12	6	5	0	1	17	-6
INCORPORATION	0	9	8	1	1	0	0	0	1
OTHER	20	39	39	20	13	5	2	10	0
TOTALS FOR PERIOD	214	451	459	206	175	21	10	5	-8

CIVIL CIRCUITS FROM 07/01/91 THROUGH 06/30/92

CIRCUIT AND COUNTY	CASES PENDING START	CASES FILED	CASES TERMI-NATED	CASES PENDING AT END	AGE OF ALL CASES PENDING LESS 1 YR.	1-2 YRS.	OVER 2 YRS.	% OVER 2 YRS.	CHANGE IN CASES PENDING
CRAWFORD COUNTY DIVISION 2									
DEBT OR CONTRACT	0	3	0	3	3	0	0	0	3
DAMAGES	1	1	1	1	1	0	0	0	0
REPLEVIN	1	0	0	1	0	0	1	100	0
CONDEMNATION	0	0	0	0	0	0	0	0	0
INCORPORATION	0	0	0	0	0	0	0	0	0
OTHER	0	1	0	1	1	0	0	0	1
TOTALS FOR PERIOD	2	5	1	6	5	0	1	17	4
CRAWFORD COUNTY DIVISION 3									
DEBT OR CONTRACT	0	0	0	0	0	0	0	0	0
DAMAGES	2	0	2	0	0	0	0	0	-2
REPLEVIN	0	0	0	0	0	0	0	0	0
CONDEMNATION	0	0	0	0	0	0	0	0	0
INCORPORATION	0	0	0	0	0	0	0	0	0
OTHER	0	0	0	0	0	0	0	0	0
TOTALS FOR PERIOD	2	0	2	0	0	0	0	0	-2
CRAWFORD COUNTY DIVISION 4									
DEBT OR CONTRACT	0	0	0	0	0	0	0	0	0
DAMAGES	0	0	0	0	0	0	0	0	0
REPLEVIN	0	0	0	0	0	0	0	0	0
CONDEMNATION	0	0	0	0	0	0	0	0	0
INCORPORATION	0	0	0	0	0	0	0	0	0
OTHER	0	0	0	0	0	0	0	0	0
TOTALS FOR PERIOD	0	0	0	0	0	0	0	0	0
CRAWFORD COUNTY									
DEBT OR CONTRACT	119	329	321	127	117	7	3	2	8
DAMAGES	61	69	76	54	42	8	4	7	-7
REPLEVIN	6	3	6	3	1	1	1	33	-3
CONDEMNATION	12	6	12	6	5	0	1	17	-6
INCORPORATION	0	9	8	1	1	0	0	0	1
OTHER	20	40	39	21	14	5	2	10	1
TOTALS FOR PERIOD	218	456	462	212	180	21	11	5	-6
SEBASTIAN COUNTY DIVISION 1									
DEBT OR CONTRACT	43	100	92	51	41	7	3	6	8
DAMAGES	27	34	33	28	19	6	3	11	1
REPLEVIN	2	2	4	0	0	0	0	0	-2
CONDEMNATION	8	14	9	13	11	2	0	0	5
INCORPORATION	0	0	0	0	0	0	0	0	0
OTHER	11	29	27	13	10	3	0	0	2
TOTALS FOR PERIOD	91	179	165	105	81	18	6	6	14

CIVIL CIRCUITS FROM 07/01/91 THROUGH 06/30/92

CIRCUIT AND COUNTY	CASES PENDING START	CASES FILED	CASES TERMI-NATED	CASES PENDING AT END	AGE OF ALL CASES PENDING LESS 1 YR.	1-2 YRS.	OVER 2 YRS.	% OVER 2 YRS.	CHANGE IN CASES PENDING
SEBASTIAN COUNTY DIVISION 2									
DEBT OR CONTRACT	170	434	475	129	118	3	3	2	-41
DAMAGES	52	72	79	45	40	5	0	0	-7
REPLEVIN	10	15	18	7	5	1	1	14	-3
CONDEMNATION	25	4	25	4	2	2	0	0	-21
INCORPORATION	1	16	16	1	1	0	0	0	0
OTHER	7	15	18	4	2	2	0	0	-3
TOTALS FOR PERIOD	265	556	631	190	168	16	4	2	-75
SEBASTIAN COUNTY DIVISION 3									
DEBT OR CONTRACT	193	459	485	167	138	22	7	4	-26
DAMAGES	72	76	71	77	58	15	4	5	5
REPLEVIN	17	19	23	13	11	2	0	0	-4
CONDEMNATION	26	3	16	13	3	7	3	23	-13
INCORPORATION	0	10	10	0	0	0	0	0	0
OTHER	6	23	24	5	5	0	0	0	-1
TOTALS FOR PERIOD	314	590	629	275	215	46	14	5	-39
SEBASTIAN COUNTY DIVISION 4									
DEBT OR CONTRACT	0	0	0	0	0	0	0	0	0
DAMAGES	0	0	0	0	0	0	0	0	0
REPLEVIN	0	0	0	0	0	0	0	0	0
CONDEMNATION	0	0	0	0	0	0	0	0	0
INCORPORATION	0	0	0	0	0	0	0	0	0
OTHER	0	0	0	0	0	0	0	0	0
TOTALS FOR PERIOD	0	0	0	0	0	0	0	0	0
SEBASTIAN COUNTY									
DEBT OR CONTRACT	406	993	1052	347	297	37	13	4	-59
DAMAGES	151	182	183	150	117	26	7	5	-1
REPLEVIN	29	36	45	20	16	3	1	5	-9
CONDEMNATION	59	21	50	30	16	11	3	10	-29
INCORPORATION	1	26	26	1	1	0	0	0	0
OTHER	24	67	69	22	17	5	0	0	-2
TOTALS FOR PERIOD	670	1325	1425	570	464	82	24	4	-100
TWELFTH CIRCUIT									
DEBT OR CONTRACT	525	1322	1373	474	414	44	16	3	-51
DAMAGES	212	251	259	204	159	34	11	5	-8
REPLEVIN	35	39	51	23	17	4	2	9	-12
CONDEMNATION	71	27	62	36	21	11	4	11	-35
INCORPORATION	1	35	34	2	2	0	0	0	1
OTHER	44	107	108	43	31	10	2	5	-1
TOTALS FOR PERIOD	888	1781	1887	782	644	103	35	4	-106

CIVIL CIRCUITS FROM 07/01/91 THROUGH 06/30/92

CIRCUIT AND COUNTY	CASES PENDING START	CASES FILED	CASES TERMI-NATED	CASES PENDING AT END	AGE OF ALL CASES PENDING LESS 1 YR.	1-2 YRS.	OVER 2 YRS.	% OVER 2 YRS.	CHANGE IN CASES PENDING
THIRTEENTH CIRCUIT									
CALHOUN COUNTY									
DEBT OR CONTRACT	30	32	31	31	17	7	7	23	1
DAMAGES	15	3	7	11	3	8	0	0	-4
REPLEVIN	1	2	1	2	1	1	0	0	1
CONDEMNATION	0	0	0	0	0	0	0	0	0
INCORPORATION	1	4	4	1	0	1	0	0	0
OTHER	4	6	5	5	3	1	1	20	1
TOTALS FOR PERIOD	51	47	48	50	24	18	8	16	-1
CLEVELAND COUNTY									
DEBT OR CONTRACT	8	31	25	14	14	0	0	0	6
DAMAGES	13	8	12	9	5	4	0	0	-4
REPLEVIN	0	1	1	0	0	0	0	0	0
CONDEMNATION	1	11	5	7	7	0	0	0	6
INCORPORATION	0	3	2	1	1	0	0	0	1
OTHER	5	1	3	3	1	2	0	0	-2
TOTALS FOR PERIOD	27	55	48	34	28	6	0	0	7
COLUMBIA COUNTY									
DEBT OR CONTRACT	128	101	160	69	48	9	12	17	-59
DAMAGES	58	65	51	72	49	15	8	11	14
REPLEVIN	7	4	8	3	1	1	1	33	-4
CONDEMNATION	13	2	8	7	1	3	3	43	-6
INCORPORATION	0	8	8	0	0	0	0	0	0
OTHER	26	24	22	28	19	7	2	7	2
TOTALS FOR PERIOD	232	204	257	179	118	35	26	15	-53
DALLAS COUNTY									
DEBT OR CONTRACT	70	85	90	65	43	15	7	11	-5
DAMAGES	15	13	12	16	11	1	4	25	1
REPLEVIN	3	1	1	3	1	2	0	0	0
CONDEMNATION	4	0	4	0	0	0	0	0	-4
INCORPORATION	0	2	1	1	1	0	0	0	1
OTHER	7	16	11	12	11	1	0	0	5
TOTALS FOR PERIOD	99	117	119	97	67	19	11	11	-2
OUACHITA COUNTY									
DEBT OR CONTRACT	196	162	264	94	70	15	9	10	-102
DAMAGES	53	49	46	56	34	13	9	16	3
REPLEVIN	15	24	20	19	17	2	0	0	4
CONDEMNATION	4	0	1	3	0	1	2	67	-1
INCORPORATION	1	16	16	1	1	0	0	0	0
OTHER	29	36	37	28	22	6	0	0	-1
TOTALS FOR PERIOD	298	287	384	201	144	37	20	10	-97

CIVIL CIRCUITS FROM 07/01/91 THROUGH 05/30/92

CIRCUIT AND COUNTY	CASES PENDING START	CASES FILED	CASES TERMI-NATED	CASES PENDING AT END	AGE OF ALL CASES PENDING LESS 1 YR.	1-2 YRS.	OVER 2 YRS.	% OVER 2 YRS.	CHANGE IN CASES PENDING
UNION COUNTY									
DEBT OR CONTRACT	328	300	362	266	116	73	77	29	-62
DAMAGES	122	105	75	152	84	34	34	22	30
REPLEVIN	18	14	12	20	9	3	3	15	2
CONDEMNATION	12	2	5	9	0	1	8	89	-3
INCORPORATION	2	15	12	5	5	0	0	0	3
OTHER	51	36	32	55	18	11	26	47	4
TOTALS FOR PERIOD	533	472	498	507	232	127	148	29	-26
THIRTEENTH CIRCUIT									
DEBT OR CONTRACT	760	711	932	539	308	119	112	21	-221
DAMAGES	276	243	203	316	186	75	55	17	40
REPLEVIN	44	46	43	47	29	14	4	9	3
CONDEMNATION	34	15	23	26	8	5	13	50	-8
INCORPORATION	4	48	43	9	8	1	0	0	5
OTHER	122	119	110	131	74	28	29	22	9
TOTALS FOR PERIOD	1240	1182	1354	1068	613	242	213	20	-172
FOURTEENTH CIRCUIT									
BAXTER COUNTY									
DEBT OR CONTRACT	79	91	33	87	52	22	13	15	8
DAMAGES	85	49	60	74	35	23	16	22	-11
REPLEVIN	0	2	0	2	2	0	0	0	2
CONDEMNATION	7	4	9	2	1	1	0	0	-5
INCORPORATION	0	10	10	0	0	0	0	0	0
OTHER	6	10	12	4	3	1	0	0	-2
TOTALS FOR PERIOD	177	166	174	169	93	47	29	17	-8
BOONE COUNTY									
DEBT OR CONTRACT	77	101	113	65	41	16	8	12	-12
DAMAGES	49	28	44	33	16	10	7	21	-16
REPLEVIN	5	2	6	1	0	1	0	0	-4
CONDEMNATION	0	0	0	0	0	0	0	0	0
INCORPORATION	0	11	11	0	0	0	0	0	0
OTHER	9	15	18	6	3	2	1	17	-3
TOTALS FOR PERIOD	140	157	192	105	60	29	16	15	-35
MARION COUNTY									
DEBT OR CONTRACT	40	39	39	40	22	9	9	23	0
DAMAGES	32	26	22	36	17	4	15	42	4
REPLEVIN	0	6	1	5	5	0	0	0	5
CONDEMNATION	4	8	1	11	8	0	3	27	7
INCORPORATION	0	7	6	1	1	0	0	0	1
OTHER	4	5	3	6	3	3	0	0	2
TOTALS FOR PERIOD	80	91	72	99	56	16	27	27	19

CIVIL CIRCUITS FROM 07/01/91 THROUGH 06/30/92

CIRCUIT AND COUNTY	CASES PENDING START	CASES FILED	CASES TERMI-NATED	CASES PENDING AT END	AGE OF ALL CASES PENDING LESS 1 YR.	1-2 YRS.	OVER 2 YRS.	% OVER 2 YRS.	CHANGE IN CASES PENDING
NEWTON COUNTY									
DEBT OR CONTRACT	29	16	24	21	11	6	4	19	-8
DAMAGES	8	12	7	13	7	5	1	8	5
REPLEVIN	0	0	0	0	0	0	0	0	0
CONDEMNATION	1	1	1	1	0	1	0	0	0
INCORPORATION	0	1	1	0	0	0	0	0	0
OTHER	3	6	0	3	2	0	1	33	0
TOTALS FOR PERIOD	41	36	39	38	20	12	6	16	-3
FOURTEENTH CIRCUIT									
DEBT OR CONTRACT	225	247	259	213	126	53	34	16	-12
DAMAGES	174	115	133	156	75	42	39	25	-18
REPLEVIN	5	10	7	8	7	1	0	0	3
CONDEMNATION	12	13	11	14	9	2	3	21	2
INCORPORATION	0	29	28	1	1	0	0	0	1
OTHER	22	36	39	19	11	0	2	11	-3
TOTALS FOR PERIOD	438	450	477	411	229	104	78	19	-27
FIFTEENTH CIRCUIT									
CONWAY COUNTY DIVISION 1									
DEBT OR CONTRACT	58	71	86	43	30	10	3	7	-15
DAMAGES	42	45	47	40	32	7	1	3	-2
REPLEVIN	2	6	5	3	3	0	0	0	1
CONDEMNATION	8	3	5	6	0	6	0	0	-2
INCORPORATION	0	3	2	1	1	0	0	0	1
OTHER	1	2	2	1	0	1	0	0	0
TOTALS FOR PERIOD	111	130	147	94	66	24	4	4	-17
CONWAY COUNTY DIVISION 2									
DEBT OR CONTRACT	12	20	24	8	8	0	0	0	-4
DAMAGES	20	23	10	33	22	11	0	0	13
REPLEVIN	0	2	1	1	1	0	0	0	1
CONDEMNATION	0	0	0	0	0	0	0	0	0
INCORPORATION	0	0	0	0	0	0	0	0	0
OTHER	3	2	5	0	0	0	0	0	-3
TOTALS FOR PERIOD	35	47	40	42	31	11	0	0	7
CONWAY COUNTY									
DEBT OR CONTRACT	70	91	110	51	38	10	3	6	-19
DAMAGES	62	68	57	73	54	18	1	1	11
REPLEVIN	2	8	6	4	4	0	0	0	2
CONDEMNATION	8	3	5	6	0	6	0	0	-2
INCORPORATION	0	3	2	1	1	0	0	0	1
OTHER	4	4	7	1	0	1	0	0	-3
TOTALS FOR PERIOD	146	177	187	136	97	35	4	3	-10

CIVIL CIRCUITS FROM 07/01/91 THROUGH 06/30/92

CIRCUIT AND COUNTY	CASES PENDING START	CASES FILED	CASES TERMI-NATED	CASES PENDING AT END	AGE OF ALL CASES PENDING LESS 1 YR.	1-2 YRS.	OVER 2 YRS.	% OVER 2 YRS.	CHANGE IN CASES PENDING
LOGAN COUNTY DIVISION 1									
DEBT OR CONTRACT	24	65	52	37	34	3	0	0	13
DAMAGES	25	33	22	36	29	4	3	8	11
REPLEVIN	3	7	5	5	4	1	0	0	2
CONDEMNATION	0	1	1	0	0	0	0	0	0
INCORPORATION	0	2	2	0	0	0	0	0	0
OTHER	3	4	6	1	1	0	0	0	-2
TOTALS FOR PERIOD	55	112	88	79	68	8	3	4	24
LOGAN COUNTY DIVISION 2									
DEBT OR CONTRACT	5	21	12	14	13	0	1	7	9
DAMAGES	9	7	11	5	5	0	0	0	-4
REPLEVIN	3	0	3	0	0	0	0	0	-3
CONDEMNATION	0	0	0	0	0	0	0	0	0
INCORPORATION	0	0	0	0	0	0	0	0	0
OTHER	2	1	3	0	0	0	0	0	-2
TOTALS FOR PERIOD	19	29	29	19	18	0	1	5	0
LOGAN COUNTY									
DEBT OR CONTRACT	29	86	64	51	47	3	1	2	22
DAMAGES	34	40	33	41	34	4	3	7	7
REPLEVIN	6	7	8	5	4	1	0	0	-1
CONDEMNATION	0	1	1	0	0	0	0	0	0
INCORPORATION	0	2	2	0	0	0	0	0	0
OTHER	5	5	9	1	1	0	0	0	-4
TOTALS FOR PERIOD	74	141	117	98	86	8	4	4	24
SCOTT COUNTY DIVISION 1									
DEBT OR CONTRACT	17	29	36	10	5	4	1	10	-7
DAMAGES	8	12	8	12	10	2	0	0	4
REPLEVIN	2	1	2	1	1	0	0	0	-1
CONDEMNATION	0	12	8	4	2	2	0	0	4
INCORPORATION	0	0	0	0	0	0	0	0	0
OTHER	2	6	3	5	5	0	0	0	3
TOTALS FOR PERIOD	29	60	57	32	23	8	1	3	3
SCOTT COUNTY DIVISION 2									
DEBT OR CONTRACT	5	8	8	5	5	0	0	0	0
DAMAGES	3	4	2	5	3	2	0	0	2
REPLEVIN	0	0	0	0	0	0	0	0	0
CONDEMNATION	3	0	1	2	0	2	0	0	-1
INCORPORATION	0	0	0	0	0	0	0	0	0
OTHER	0	6	4	2	2	0	0	0	2
TOTALS FOR PERIOD	11	18	15	14	10	4	0	0	3

CIVIL CIRCUITS FROM 07/01/91 THROUGH 06/30/92

CIRCUIT AND COUNTY	CASES PENDING START	CASES FILED	CASES TERMI-NATED	CASES PENDING AT END	AGE OF ALL CASES PENDING LESS 1 YR.	1-2 YRS.	OVER 2 YRS.	% OVER 2 YRS.	CHANGE IN CASES PENDING
SCOTT COUNTY									
DEBT OR CONTRACT	22	37	44	15	10	4	1	7	-7
DAMAGES	11	16	10	17	13	4	0	0	6
REPLEVIN	2	1	2	1	1	0	0	0	-1
CONDEMNATION	3	12	9	6	2	4	0	0	3
INCORPORATION	0	0	0	0	0	0	0	0	0
OTHER	2	12	7	7	7	0	0	0	5
TOTALS FOR PERIOD	40	78	72	46	33	12	1	2	6
YELL COUNTY DIVISION 1									
DEBT OR CONTRACT	26	44	48	22	17	4	1	5	-4
DAMAGES	15	36	26	25	21	3	1	4	10
REPLEVIN	4	2	4	2	2	0	0	0	-2
CONDEMNATION	2	0	1	1	0	1	0	0	-1
INCORPORATION	1	3	4	0	0	0	0	0	-1
OTHER	5	9	10	4	4	0	0	0	-1
TOTALS FOR PERIOD	53	94	93	54	44	8	2	4	1
YELL COUNTY DIVISION 2									
DEBT OR CONTRACT	18	17	16	19	9	4	6	32	1
DAMAGES	6	10	2	14	10	1	3	21	8
REPLEVIN	1	1	1	1	0	0	1	100	0
CONDEMNATION	0	3	0	3	3	0	0	0	3
INCORPORATION	0	0	0	0	0	0	0	0	0
OTHER	3	2	1	4	2	1	1	25	1
TOTALS FOR PERIOD	28	33	20	41	24	6	11	27	13
YELL COUNTY									
DEBT OR CONTRACT	44	61	64	41	26	8	7	17	-3
DAMAGES	21	46	28	39	31	4	4	10	18
REPLEVIN	5	3	5	3	2	0	1	33	-2
CONDEMNATION	2	3	1	4	3	1	0	0	2
INCORPORATION	1	3	4	0	0	0	0	0	-1
OTHER	8	11	11	8	6	1	1	13	0
TOTALS FOR PERIOD	81	127	113	95	68	14	13	14	14
FIFTEENTH CIRCUIT									
DEBT OR CONTRACT	165	275	282	158	121	25	12	8	-7
DAMAGES	128	170	128	170	132	30	8	5	42
REPLEVIN	15	19	21	13	11	1	1	8	-2
CONDEMNATION	13	19	16	16	5	11	0	0	3
INCORPORATION	1	8	8	1	1	0	0	0	0
OTHER	19	32	34	17	14	2	1	6	-2
TOTALS FOR PERIOD	341	523	489	375	284	69	22	6	34

CIVIL CIRCUITS FROM 07/01/91 THROUGH 06/30/92

CIRCUIT AND COUNTY	CASES PENDING START	CASES FILED	CASES TERMI-NATED	CASES PENDING AT END	AGE OF ALL CASES PENDING LESS 1 YR.	1-2 YRS.	OVER 2 YRS.	% OVER 2 YRS.	CHANGE IN CASES PENDING
SIXTEENTH CIRCUIT									
CLEBURNE COUNTY									
DEBT OR CONTRACT	50	86	97	39	33	5	1	3	-11
DAMAGES	26	25	28	23	19	4	0	0	-3
REPLEVIN	3	5	5	3	2	1	0	0	0
CONDEMNATION	0	0	0	0	0	0	0	0	0
INCORPORATION	0	6	4	2	2	0	0	0	2
OTHER	4	7	11	0	0	0	0	0	-4
TOTALS FOR PERIOD	33	129	145	67	56	10	1	1	-16
FULTON COUNTY									
DEBT OR CONTRACT	16	23	16	23	19	4	0	0	7
DAMAGES	9	8	8	9	6	1	2	22	0
REPLEVIN	0	3	0	3	3	0	0	0	3
CONDEMNATION	1	0	1	0	0	0	0	0	-1
INCORPORATION	0	0	0	0	0	0	0	0	0
OTHER	1	2	2	1	1	0	0	0	0
TOTALS FOR PERIOD	27	36	27	36	29	5	2	6	9
INDEPENDENCE COUNTY									
DEBT OR CONTRACT	155	204	224	135	96	28	11	8	-20
DAMAGES	69	52	57	64	37	21	6	9	-5
REPLEVIN	4	3	3	4	2	2	0	0	0
CONDEMNATION	13	16	4	25	13	0	12	48	12
INCORPORATION	1	16	14	3	3	0	0	0	2
OTHER	10	10	12	8	5	2	1	13	-2
TOTALS FOR PERIOD	252	301	314	239	156	53	30	13	-13
IZARD COUNTY									
DEBT OR CONTRACT	46	34	52	28	19	8	1	4	-18
DAMAGES	12	8	9	11	8	3	0	0	-1
REPLEVIN	0	2	0	2	2	0	0	0	2
CONDEMNATION	0	13	4	9	9	0	0	0	9
INCORPORATION	1	2	2	1	1	0	0	0	0
OTHER	5	12	5	12	8	4	0	0	7
TOTALS FOR PERIOD	64	71	72	63	47	15	1	2	-1
STONE COUNTY									
DEBT OR CONTRACT	29	28	46	11	6	5	0	0	-18
DAMAGES	16	9	13	12	8	4	0	0	-4
REPLEVIN	3	3	2	4	2	2	0	0	1
CONDEMNATION	0	6	5	1	1	0	0	0	1
INCORPORATION	0	6	6	0	0	0	0	0	0
OTHER	0	3	1	2	2	0	0	0	2
TOTALS FOR PERIOD	48	55	73	30	19	11	0	0	-18

CIVIL CIRCUITS FROM 07/01/91 THROUGH 06/30/92

CIRCUIT AND COUNTY	CASES PENDING START	CASES FILED	CASES TERMI-NATED	CASES PENDING AT END	AGE OF ALL CASES PENDING LESS 1 YR.	1-2 YRS.	OVER 2 YRS.	% OVER 2 YRS.	CHANGE IN CASES PENDING
SIXTEENTH CIRCUIT									
DEBT OR CONTRACT	296	375	435	236	173	50	13	6	-60
DAMAGES	132	102	115	119	78	33	8	7	-13
REPLEVIN	10	16	10	16	11	5	0	0	6
CONDEMNATION	14	35	14	35	23	0	12	34	21
INCORPORATION	2	30	26	6	6	0	0	0	4
OTHER	20	34	31	23	16	6	1	4	3
TOTALS FOR PERIOD	474	592	631	435	307	94	34	8	-39
SEVENTEENTH CIRCUIT EAST									
PRAIRIE COUNTY DIVISION 1									
DEBT OR CONTRACT	23	70	77	16	15	0	1	6	-7
DAMAGES	15	12	18	9	8	1	0	0	-6
REPLEVIN	1	2	3	0	0	0	0	0	-1
CONDEMNATION	0	1	0	1	1	0	0	0	1
INCORPORATION	0	2	2	0	0	0	0	0	0
OTHER	3	4	4	3	3	0	0	0	0
TOTALS FOR PERIOD	42	91	104	29	27	1	1	3	-13
PRAIRIE COUNTY DIVISION 2									
DEBT OR CONTRACT	0	1	1	0	0	0	0	0	0
DAMAGES	0	0	0	0	0	0	0	0	0
REPLEVIN	0	0	0	0	0	0	0	0	0
CONDEMNATION	0	0	0	0	0	0	0	0	0
INCORPORATION	0	0	0	0	0	0	0	0	0
OTHER	0	0	0	0	0	0	0	0	0
TOTALS FOR PERIOD	0	1	1	0	0	0	0	0	0
PRAIRIE COUNTY									
DEBT OR CONTRACT	23	71	78	16	15	0	1	6	-7
DAMAGES	15	12	18	9	8	1	0	0	-6
REPLEVIN	1	2	3	0	0	0	0	0	-1
CONDEMNATION	0	1	0	1	1	0	0	0	1
INCORPORATION	0	2	2	0	0	0	0	0	0
OTHER	3	4	4	3	3	0	0	0	0
TOTALS FOR PERIOD	42	92	105	29	27	1	1	3	-13
WHITE COUNTY DIVISION 1									
DEBT OR CONTRACT	98	289	292	95	87	5	3	3	-3
DAMAGES	64	86	92	58	50	5	3	5	-6
REPLEVIN	5	9	12	2	1	1	0	0	-3
CONDEMNATION	15	1	7	9	0	8	1	11	-6
INCORPORATION	1	12	13	0	0	0	0	0	-1
OTHER	11	35	36	10	9	1	0	0	-1
TOTALS FOR PERIOD	194	432	452	174	147	20	7	4	-20

CIVIL CIRCUITS FROM 07/01/91 THROUGH 06/30/92

CIRCUIT AND COUNTY	CASES PENDING START	CASES FILED	CASES TERMI-NATED	CASES PENDING AT END	AGE OF ALL CASES PENDING LESS 1 YR.	1-2 YRS.	OVER 2 YRS.	% OVER 2 YRS.	CHANGE IN CASES PENDING
WHITE COUNTY DIVISION 2									
DEBT OR CONTRACT	0	0	0	0	0	0	0	0	0
DAMAGES	0	0	0	0	0	0	0	0	0
REPLEVIN	0	0	0	0	0	0	0	0	0
CONDEMNATION	0	0	0	0	0	0	0	0	0
INCORPORATION	0	0	0	0	0	0	0	0	0
OTHER	1	1	2	0	0	0	0	0	-1
TOTALS FOR PERIOD	1	1	2	0	0	0	0	0	-1
WHITE COUNTY									
DEBT OR CONTRACT	98	289	292	95	87	5	3	3	-3
DAMAGES	64	86	92	58	50	5	3	5	-6
REPLEVIN	5	9	12	2	1	1	0	0	-3
CONDEMNATION	15	1	7	9	0	8	1	11	-6
INCORPORATION	1	12	13	0	0	0	0	0	-1
OTHER	12	36	38	10	9	1	0	0	-2
TOTALS FOR PERIOD	195	433	454	174	147	20	7	4	-21
SEVENTEENTH CIRCUIT EAST									
DEBT OR CONTRACT	121	360	370	111	102	5	4	4	-10
DAMAGES	79	98	110	67	58	6	3	4	-12
REPLEVIN	6	11	15	2	1	1	0	0	-4
CONDEMNATION	15	2	7	10	1	8	1	10	-5
INCORPORATION	1	14	15	0	0	0	0	0	-1
OTHER	15	40	42	13	12	1	0	0	-2
TOTALS FOR PERIOD	237	525	559	203	174	21	8	4	-34
SEVENTEENTH CIRCUIT WEST									
LONOKE COUNTY									
DEBT OR CONTRACT	342	422	478	286	172	70	44	15	-56
DAMAGES	65	57	58	64	34	12	18	28	-1
REPLEVIN	13	23	12	24	15	7	2	8	11
CONDEMNATION	4	0	4	0	0	0	0	0	-4
INCORPORATION	2	15	17	0	0	0	0	0	-2
OTHER	41	39	46	34	20	8	6	18	-7
TOTALS FOR PERIOD	467	556	615	408	241	97	70	17	-59
SEVENTEENTH CIRCUIT WEST									
DEBT OR CONTRACT	342	422	478	286	172	70	44	15	-56
DAMAGES	65	57	58	64	34	12	18	28	-1
REPLEVIN	13	23	12	24	15	7	2	8	11
CONDEMNATION	4	0	4	0	0	0	0	0	-4
INCORPORATION	2	15	17	0	0	0	0	0	-2
OTHER	41	39	46	34	20	8	6	18	-7
TOTALS FOR PERIOD	467	556	615	408	241	97	70	17	-59

CIVIL CIRCUITS FROM 07/01/91 THROUGH 06/30/92

CIRCUIT AND COUNTY	CASES PENDING START	CASES FILED	CASES TERMI-NATED	CASES PENDING AT END	AGE OF ALL CASES PENDING LESS 1 YR.	1-2 YRS.	OVER 2 YRS.	% OVER 2 YRS.	CHANGE IN CASES PENDING
EIGHTEENTH CIRCUIT EAST									
GARLAND COUNTY DIVISION 1									
DEBT OR CONTRACT	226	330	382	174	126	30	18	10	-52
DAMAGES	177	154	160	171	114	45	12	7	-6
REPLEVIN	9	36	25	20	17	2	1	5	11
CONDEMNATION	15	9	14	10	5	0	5	50	-5
INCORPORATION	1	21	17	5	5	0	0	0	4
OTHER	12	9	9	12	7	1	4	33	0
TOTALS FOR PERIOD	440	559	607	392	274	78	40	10	-48
GARLAND COUNTY DIVISION 2									
DEBT OR CONTRACT	142	172	208	106	71	25	7	7	-36
DAMAGES	106	100	93	113	75	26	12	11	7
REPLEVIN	9	12	10	11	8	3	0	0	2
CONDEMNATION	9	9	8	10	7	0	3	30	1
INCORPORATION	1	10	10	1	1	0	0	0	0
OTHER	10	3	5	8	3	2	3	38	-2
TOTALS FOR PERIOD	277	306	334	249	165	59	25	10	-28
GARLAND COUNTY DIVISION 3									
DEBT OR CONTRACT	7	2	4	5	0	4	1	20	-2
DAMAGES	2	1	3	0	0	0	0	0	-2
REPLEVIN	0	2	2	0	0	0	0	0	0
CONDEMNATION	0	0	0	0	0	0	0	0	0
INCORPORATION	0	0	0	0	0	0	0	0	0
OTHER	0	0	0	0	0	0	0	0	0
TOTALS FOR PERIOD	9	5	9	5	0	4	1	20	-4
GARLAND COUNTY									
DEBT OR CONTRACT	375	504	594	285	197	62	26	9	-90
DAMAGES	285	255	256	284	189	71	24	8	-1
REPLEVIN	18	50	37	31	25	5	1	3	13
CONDEMNATION	24	18	22	20	12	0	8	40	-4
INCORPORATION	2	31	27	6	6	0	0	0	4
OTHER	22	12	14	20	10	3	7	35	-2
TOTALS FOR PERIOD	726	870	950	646	439	141	66	10	-80
EIGHTEENTH CIRCUIT EAST									
DEBT OR CONTRACT	375	504	594	285	197	62	26	9	-90
DAMAGES	285	255	256	284	189	71	24	8	-1
REPLEVIN	18	50	37	31	25	5	1	3	13
CONDEMNATION	24	18	22	20	12	0	8	40	-4
INCORPORATION	2	31	27	6	6	0	0	0	4
OTHER	22	12	14	20	10	3	7	35	-2
TOTALS FOR PERIOD	726	870	950	646	439	141	66	10	-80

CIVIL CIRCUITS FROM 07/01/91 THROUGH 06/30/92

CIRCUIT AND COUNTY	CASES PENDING START	CASES FILED	CASES TERMI-NATED	CASES PENDING AT END	AGE OF ALL CASES PENDING LESS 1 YR.	1-2 YRS.	OVER 2 YRS.	% OVER 2 YRS.	CHANGE IN CASES PENDING
EIGHTEENTH CIRCUIT WEST									
MONTGOMERY COUNTY									
DEBT OR CONTRACT	22	22	29	15	11	2	2	13	-7
DAMAGES	17	7	14	10	4	5	1	10	-7
REPLEVIN	3	1	3	1	0	1	0	0	-2
CONDEMNATION	0	3	0	3	3	0	0	0	3
INCORPORATION	0	2	2	0	0	0	0	0	0
OTHER	2	1	3	0	0	0	0	0	-2
TOTALS FOR PERIOD	44	36	51	29	18	8	3	10	-15
POLK COUNTY									
DEBT OR CONTRACT	52	50	61	41	25	9	7	17	-11
DAMAGES	18	17	13	22	14	7	1	5	4
REPLEVIN	1	4	2	3	3	0	0	0	2
CONDEMNATION	1	9	1	9	9	0	0	0	8
INCORPORATION	0	9	9	0	0	0	0	0	0
OTHER	1	5	3	3	3	0	0	0	2
TOTALS FOR PERIOD	73	94	89	78	54	16	8	10	5
EIGHTEENTH CIRCUIT WEST									
DEBT OR CONTRACT	74	72	90	56	36	11	9	16	-18
DAMAGES	35	24	27	32	18	12	2	6	-3
REPLEVIN	4	5	5	4	3	1	0	0	0
CONDEMNATION	1	12	1	12	12	0	0	0	11
INCORPORATION	0	11	11	0	0	0	0	0	0
OTHER	3	6	6	3	3	0	0	0	0
TOTALS FOR PERIOD	117	130	140	107	72	24	11	10	-10
NINETEENTH CIRCUIT									
BENTON COUNTY DIVISION 1									
DEBT OR CONTRACT	74	22	94	2	1	0	1	50	-72
DAMAGES	28	5	32	1	0	0	1	100	-27
REPLEVIN	6	7	13	0	0	0	0	0	-6
CONDEMNATION	0	0	0	0	0	0	0	0	0
INCORPORATION	2	3	5	0	0	0	0	0	-2
OTHER	14	9	21	2	1	1	0	0	-12
TOTALS FOR PERIOD	124	46	165	5	2	1	2	40	-119

CIVIL CIRCUITS FROM 07/01/91 THROUGH 06/30/92

CIRCUIT AND COUNTY	CASES PENDING START	CASES FILED	CASES TERMI-NATED	CASES PENDING AT END	AGE OF ALL CASES PENDING LESS 1 YR.	1-2 YRS.	OVER 2 YRS.	% OVER 2 YRS.	CHANGE IN CASES PENDING
BENTON COUNTY DIVISION 2									
DEBT OR CONTRACT	402	349	446	305	202	67	36	12	-97
DAMAGES	162	111	106	167	86	59	22	13	5
REPLEVIN	30	53	40	43	35	8	0	0	13
CONDEMNATION	5	18	7	16	13	3	0	0	11
INCORPORATION	2	25	22	5	5	0	0	0	3
OTHER	35	26	27	34	19	10	5	15	-1
TOTALS FOR PERIOD	636	582	648	570	360	147	63	11	-66
BENTON COUNTY DIVISION 3									
DEBT OR CONTRACT	9	20	5	24	17	5	2	8	15
DAMAGES	8	7	6	9	5	1	3	33	1
REPLEVIN	0	0	0	0	0	0	0	0	0
CONDEMNATION	0	0	0	0	0	0	0	0	0
INCORPORATION	0	1	1	0	0	0	0	0	0
OTHER	5	5	4	6	3	0	3	50	1
TOTALS FOR PERIOD	22	33	16	39	25	6	8	21	17
BENTON COUNTY									
DEBT OR CONTRACT	485	391	545	331	220	72	39	12	-154
DAMAGES	198	123	144	177	91	60	26	15	-21
REPLEVIN	36	60	53	43	35	8	0	0	7
CONDEMNATION	5	18	7	16	13	3	0	0	11
INCORPORATION	4	29	28	5	5	0	0	0	1
OTHER	54	40	52	42	23	11	8	19	-12
TOTALS FOR PERIOD	782	661	829	614	387	154	73	12	-168
CARROLL COUNTY DIVISION 1									
DEBT OR CONTRACT	12	7	19	0	0	0	0	0	-12
DAMAGES	4	0	4	0	0	0	0	0	-4
REPLEVIN	0	1	1	0	0	0	0	0	0
CONDEMNATION	0	0	0	0	0	0	0	0	0
INCORPORATION	0	0	0	0	0	0	0	0	0
OTHER	1	0	1	0	0	0	0	0	-1
TOTALS FOR PERIOD	17	8	25	0	0	0	0	0	-17
CARROLL COUNTY DIVISION 2									
DEBT OR CONTRACT	77	61	82	56	38	9	9	16	-21
DAMAGES	38	28	21	45	24	12	9	20	7
REPLEVIN	6	11	7	10	9	1	0	0	4
CONDEMNATION	1	0	0	1	0	1	0	0	0
INCORPORATION	1	9	10	0	0	0	0	0	-1
OTHER	19	3	15	7	2	2	3	43	-12
TOTALS FOR PERIOD	142	112	135	119	73	25	21	18	-23

CIVIL CIRCUITS FROM 07/01/91 THROUGH 06/30/92

CIRCUIT AND COUNTY	CASES PENDING START	CASES FILED	CASES TERMI-NATED	CASES PENDING AT END	AGE OF ALL CASES PENDING LESS 1 YR.	1-2 YRS.	OVER 2 YRS.	% OVER 2 YRS.	CHANGE IN CASES PENDING
CARROLL COUNTY DIVISION 3									
DEBT OR CONTRACT	5	7	6	6	2	2	2	33	1
DAMAGES	5	3	2	6	2	0	4	67	1
REPLEVIN	0	0	0	0	0	0	0	0	0
CONDEMNATION	0	0	0	0	0	0	0	0	0
INCORPORATION	0	0	0	0	0	0	0	0	0
OTHER	1	2	1	2	1	1	0	0	1
TOTALS FOR PERIOD	11	12	9	14	5	3	6	43	3
CARROLL COUNTY									
DEBT OR CONTRACT	94	75	107	62	40	11	11	18	-32
DAMAGES	47	31	27	51	26	12	13	25	4
REPLEVIN	6	12	8	10	9	1	0	0	4
CONDEMNATION	1	0	0	1	0	1	0	0	0
INCORPORATION	1	9	10	0	0	0	0	0	-1
OTHER	21	5	17	9	3	3	3	33	-12
TOTALS FOR PERIOD	170	132	169	133	78	28	27	20	-37
NINETEENTH CIRCUIT									
DEBT OR CONTRACT	579	466	652	393	260	83	50	13	-186
DAMAGES	245	154	171	228	117	72	39	17	-17
REPLEVIN	42	72	61	53	44	9	0	0	11
CONDEMNATION	6	18	7	17	13	4	0	0	11
INCORPORATION	5	38	38	5	5	0	0	0	0
OTHER	75	45	69	51	26	14	11	22	-24
TOTALS FOR PERIOD	952	793	998	747	465	182	100	13	-205
TWENTIETH CIRCUIT									
FAULKNER COUNTY DIVISION 1									
DEBT OR CONTRACT	137	183	142	178	111	47	20	11	41
DAMAGES	136	136	76	196	111	47	38	19	60
REPLEVIN	15	21	13	23	10	5	8	35	8
CONDEMNATION	10	4	2	12	4	4	4	33	2
INCORPORATION	1	11	10	2	1	1	0	0	1
OTHER	13	35	24	24	16	5	3	13	11
TOTALS FOR PERIOD	312	390	267	435	253	109	73	17	123
FAULKNER COUNTY DIVISION 2									
DEBT OR CONTRACT	63	72	94	41	23	9	4	10	-22
DAMAGES	45	63	52	56	37	16	3	5	11
REPLEVIN	8	13	14	7	6	1	0	0	-1
CONDEMNATION	8	4	8	4	1	0	3	75	-4
INCORPORATION	1	7	8	0	0	0	0	0	-1
OTHER	8	15	10	13	9	4	0	0	5
TOTALS FOR PERIOD	133	174	186	121	81	30	10	8	-12

CIVIL CIRCUITS FROM 07/01/91 THROUGH 06/30/92

CIRCUIT AND COUNTY	CASES PENDING START	CASES FILED	CASES TERMI-NATED	CASES PENDING AT END	AGE OF ALL CASES PENDING LESS 1 YR.	1-2 YRS.	OVER 2 YRS.	% OVER 2 YRS.	CHANGE IN CASES PENDING
FAULKNER COUNTY DIVISION 5									
DEBT OR CONTRACT	22	15	37	0	0	0	0	0	-22
DAMAGES	7	6	13	0	0	0	0	0	-7
REPLEVIN	1	0	1	0	0	0	0	0	-1
CONDEMNATION	0	0	0	0	0	0	0	0	0
INCORPORATION	0	2	2	0	0	0	0	0	0
OTHER	3	3	6	0	0	0	0	0	-3
TOTALS FOR PERIOD	33	26	59	0	0	0	0	0	-33
FAULKNER COUNTY									
DEBT OR CONTRACT	222	270	273	219	139	56	24	11	-3
DAMAGES	188	205	141	252	148	63	41	16	64
REPLEVIN	24	34	28	30	16	6	8	27	6
CONDEMNATION	18	8	10	16	5	4	7	44	-2
INCORPORATION	2	20	20	2	1	1	0	0	0
OTHER	24	53	40	37	25	9	3	8	13
TOTALS FOR PERIOD	478	590	512	556	334	139	83	15	78
SEARCY COUNTY DIVISION 1									
DEBT OR CONTRACT	13	13	13	13	10	2	1	8	0
DAMAGES	11	6	4	13	5	6	2	15	2
REPLEVIN	0	1	1	0	0	0	0	0	0
CONDEMNATION	0	0	0	0	0	0	0	0	0
INCORPORATION	0	1	1	0	0	0	0	0	0
OTHER	2	0	1	1	0	1	0	0	-1
TOTALS FOR PERIOD	26	21	20	27	15	9	3	11	1
SEARCY COUNTY DIVISION 2									
DEBT OR CONTRACT	6	1	4	3	1	1	1	33	-3
DAMAGES	7	3	4	6	2	2	2	33	-1
REPLEVIN	0	0	0	0	0	0	0	0	0
CONDEMNATION	0	0	0	0	0	0	0	0	0
INCORPORATION	0	1	1	0	0	0	0	0	0
OTHER	0	3	0	3	3	0	0	0	3
TOTALS FOR PERIOD	13	8	9	12	6	3	3	25	-1
SEARCY COUNTY DIVISION 3									
DEBT OR CONTRACT	0	2	2	0	0	0	0	0	0
DAMAGES	0	1	1	0	0	0	0	0	0
REPLEVIN	0	0	0	0	0	0	0	0	0
CONDEMNATION	0	0	0	0	0	0	0	0	0
INCORPORATION	0	0	0	0	0	0	0	0	0
OTHER	0	0	0	0	0	0	0	0	0
TOTALS FOR PERIOD	0	3	3	0	0	0	0	0	0

CIVIL CIRCUITS FROM 07/01/91 THROUGH 06/30/92

CIRCUIT AND COUNTY	CASES PENDING START	CASES FILED	CASES TERMI-NATED	CASES PENDING AT END	AGE OF ALL CASES PENDING LESS 1 YR.	1-2 YRS.	OVER 2 YRS.	% OVER 2 YRS.	CHANGE IN CASES PENDING
SEARCY COUNTY									
DEBT OR CONTRACT	19	16	19	16	11	3	2	13	-3
DAMAGES	18	10	9	19	7	8	4	21	1
REPLEVIN	0	1	1	0	0	0	0	0	0
CONDEMNATION	0	0	0	0	0	0	0	0	0
INCORPORATION	0	2	2	0	0	0	0	0	0
OTHER	2	3	1	4	3	1	0	0	2
TOTALS FOR PERIOD	39	32	32	39	21	12	6	15	0
VAN BUREN COUNTY DIVISION 1									
DEBT OR CONTRACT	41	45	42	44	23	13	8	18	3
DAMAGES	21	18	12	27	14	5	8	30	6
REPLEVIN	1	2	0	3	2	0	1	33	2
CONDEMNATION	0	28	23	5	5	0	0	0	5
INCORPORATION	2	5	5	2	1	1	0	0	0
OTHER	6	5	3	8	4	3	1	13	[illegible]
TOTALS FOR PERIOD	71	103	85	89	49	22	18	20	18
VAN BUREN COUNTY DIVISION 2									
DEBT OR CONTRACT	16	17	25	8	5	3	0	0	-8
DAMAGES	6	9	4	11	8	1	2	18	5
REPLEVIN	1	0	0	1	0	1	0	0	0
CONDEMNATION	0	8	5	3	3	0	0	0	3
INCORPORATION	0	1	1	0	0	0	0	0	0
OTHER	0	3	1	2	2	0	0	0	2
TOTALS FOR PERIOD	23	38	36	25	18	5	2	8	2
VAN BUREN COUNTY DIVISION 3									
DEBT OR CONTRACT	5	7	12	0	0	0	0	0	-5
DAMAGES	0	0	0	0	0	0	0	0	0
REPLEVIN	0	0	0	0	0	0	0	0	0
CONDEMNATION	0	2	2	0	0	0	0	0	0
INCORPORATION	0	1	1	0	0	0	0	0	0
OTHER	0	0	0	0	0	0	0	0	0
TOTALS FOR PERIOD	5	10	15	0	0	0	0	0	-5
VAN BUREN COUNTY									
DEBT OR CONTRACT	62	69	79	52	28	16	8	15	-10
DAMAGES	27	27	16	38	22	6	10	26	11
REPLEVIN	2	2	0	4	2	1	1	25	2
CONDEMNATION	0	38	30	8	8	0	0	0	8
INCORPORATION	2	7	7	2	1	1	0	0	0
OTHER	6	8	4	10	6	3	1	10	4
TOTALS FOR PERIOD	99	151	136	114	67	27	20	18	15

CIVIL CIRCUITS FROM 07/01/91 THROUGH 06/30/92

CIRCUIT AND COUNTY	CASES PENDING START	CASES FILED	CASES TERMI-NATED	CASES PENDING AT END	AGE OF ALL CASES PENDING LESS 1 YR.	1-2 YRS.	OVER 2 YRS.	% OVER 2 YRS.	CHANGE IN CASES PENDING
TWENTIETH CIRCUIT									
DEBT OR CONTRACT	303	355	371	287	178	75	34	12	-16
DAMAGES	233	242	166	309	177	77	55	18	76
REPLEVIN	26	37	29	34	18	7	9	26	8
CONDEMNATION	18	46	40	24	13	4	7	29	6
INCORPORATION	4	29	29	4	2	2	0	0	0
OTHER	32	64	45	51	34	13	4	8	19
TOTALS FOR PERIOD	616	773	680	709	422	178	109	15	93
STATE TOTALS									
DEBT OR CONTRACT	9986	13644	14513	9117	5948	1738	1431	16	-869
DAMAGES	5868	5098	4909	6057	3595	1458	1004	17	189
REPLEVIN	853	1192	1148	897	572	204	121	13	44
CONDEMNATION	469	532	525	476	234	125	116	24	7
INCORPORATION	82	784	779	87	63	13	11	13	5
OTHER	1276	1908	1777	1407	889	323	195	14	131
TOTALS FOR PERIOD	18534	23158	23651	18041	11301	3862	2878	16	-493

CHANCERY CIRCUITS FROM 07/01/91 THROUGH 06/30/92

CIRCUIT AND COUNTY	CASES PENDING START	CASES FILED	CASES TERMI-NATED	CASES PENDING AT END	AGE OF ALL CASES PENDING LESS 1 YR.	1-2 YRS.	OVER 2 YRS.	% OVER 2 YRS.	CHANGE IN CASES PENDING
FIRST CIRCUIT									
CROSS COUNTY									
EQUITY	40	40	28	52	28	12	12	23	12
DIVORCE	110	206	206	110	79	28	3	3	0
CUSTODY OR SUPPORT	93	243	143	193	151	35	7	4	100
RECIPROCAL IN	2	0	1	1	0	0	1	100	-1
RECIPROCAL OUT	1	0	1	0	0	0	0	0	-1
PATERNITY	20	46	41	25	15	9	1	4	5
DOMESTIC ABUSE	0	2	0	2	2	0	0	0	2
OTHER	3	17	15	5	4	1	0	0	2
TOTALS FOR PERIOD	269	554	435	388	279	85	24	6	119
LEE COUNTY									
EQUITY	25	21	20	26	13	5	8	31	1
DIVORCE	38	63	56	45	20	13	12	27	7
CUSTODY OR SUPPORT	135	137	135	137	48	58	31	23	2
RECIPROCAL IN	1	0	0	1	0	0	1	100	0
RECIPROCAL OUT	0	0	0	0	0	0	0	0	0
PATERNITY	12	44	32	24	17	3	4	17	12
DOMESTIC ABUSE	0	0	0	0	0	0	0	0	0
OTHER	13	9	6	16	6	5	4	25	3
TOTALS FOR PERIOD	224	274	249	249	104	85	60	24	25
MONROE COUNTY									
EQUITY	43	40	47	36	21	10	5	14	-7
DIVORCE	58	98	105	51	32	19	0	0	-7
CUSTODY OR SUPPORT	87	93	89	91	38	42	11	12	4
RECIPROCAL IN	1	2	3	0	0	0	0	0	-1
RECIPROCAL OUT	0	0	0	0	0	0	0	0	0
PATERNITY	9	7	5	11	4	0	7	64	2
DOMESTIC ABUSE	0	2	1	1	1	0	0	0	1
OTHER	5	6	5	6	3	2	1	17	1
TOTALS FOR PERIOD	203	248	255	196	99	73	24	12	-7
PHILLIPS COUNTY									
EQUITY	54	48	60	42	18	15	9	21	-12
DIVORCE	174	253	281	146	100	28	18	12	-28
CUSTODY OR SUPPORT	430	225	78	577	210	197	170	29	147
RECIPROCAL IN	7	42	39	10	4	1	5	50	3
RECIPROCAL OUT	2	29	26	5	3	0	2	40	3
PATERNITY	30	5	2	33	4	1	28	85	3
DOMESTIC ABUSE	1	5	0	6	5	1	0	0	5
OTHER	20	31	26	25	23	0	2	8	5
TOTALS FOR PERIOD	718	638	512	844	367	243	234	28	126

CHANCERY CIRCUITS FROM 07/01/91 THROUGH 06/30/92

CIRCUIT AND COUNTY	CASES PENDING START	CASES FILED	CASES TERMI-NATED	CASES PENDING AT END	AGE OF ALL CASES PENDING LESS 1 YR.	1-2 YRS.	OVER 2 YRS.	% OVER 2 YRS.	CHANGE IN CASES PENDING
ST. FRANCIS COUNTY									
EQUITY	82	75	72	85	42	25	18	21	3
DIVORCE	141	223	194	170	78	29	63	37	29
CUSTODY OR SUPPORT	170	375	281	264	164	61	39	15	94
RECIPROCAL IN	15	41	29	27	21	3	3	11	12
RECIPROCAL OUT	5	19	12	12	9	2	1	8	7
PATERNITY	229	192	182	239	102	74	63	26	10
DOMESTIC ABUSE	3	5	5	3	2	0	1	33	0
OTHER	25	28	25	28	13	9	6	21	3
TOTALS FOR PERIOD	670	958	800	828	431	203	194	23	158
WOODRUFF COUNTY									
EQUITY	50	26	16	60	18	5	37	62	10
DIVORCE	79	90	80	89	28	13	48	54	10
CUSTODY OR SUPPORT	35	32	24	43	15	12	16	37	8
RECIPROCAL IN	28	0	0	28	0	4	24	86	0
RECIPROCAL OUT	5	0	0	5	0	0	5	100	0
PATERNITY	46	87	49	84	59	22	3	4	38
DOMESTIC ABUSE	1	8	3	6	5	0	1	17	5
OTHER	11	23	4	30	22	1	7	23	19
TOTALS FOR PERIOD	255	266	176	345	147	57	141	41	90
FIRST CIRCUIT									
EQUITY	294	250	243	301	140	72	89	30	7
DIVORCE	600	933	922	611	337	130	144	24	11
CUSTODY OR SUPPORT	950	1105	750	1305	626	405	274	21	355
RECIPROCAL IN	54	85	72	67	25	3	34	51	13
RECIPROCAL OUT	13	48	39	22	12	2	8	36	9
PATERNITY	346	381	311	416	201	109	106	25	70
DOMESTIC ABUSE	5	22	9	18	15	1	2	11	13
OTHER	77	114	81	110	71	19	20	18	33
TOTALS FOR PERIOD	2339	2938	2427	2850	1427	746	677	24	511
SECOND CIRCUIT									
CLAY COUNTY									
EQUITY	21	15	16	20	8	8	4	20	-1
DIVORCE	89	182	168	103	63	32	8	8	14
CUSTODY OR SUPPORT	17	59	36	40	35	3	2	5	23
RECIPROCAL IN	5	19	13	11	9	2	0	0	6
RECIPROCAL OUT	1	5	3	3	3	0	0	0	2
PATERNITY	0	1	1	0	0	0	0	0	0
DOMESTIC ABUSE	0	4	3	1	1	0	0	0	1
OTHER	10	17	12	15	9	4	2	13	5
TOTALS FOR PERIOD	143	302	252	193	128	49	16	8	50

CHANCERY CIRCUITS FROM 07/01/91 THROUGH 06/30/92

CIRCUIT AND COUNTY	CASES PENDING START	CASES FILED	CASES TERMI-NATED	CASES PENDING AT END	AGE OF ALL CASES PENDING LESS 1 YR.	1-2 YRS.	OVER 2 YRS.	% OVER 2 YRS.	CHANGE IN CASES PENDING
CRAIGHEAD COUNTY									
EQUITY	111	138	152	97	55	27	15	15	-14
DIVORCE	449	714	804	359	238	65	56	16	-90
CUSTODY OR SUPPORT	595	503	668	430	311	70	49	11	-165
RECIPROCAL IN	35	32	29	38	25	9	4	11	3
RECIPROCAL OUT	16	22	38	0	0	0	0	0	-16
PATERNITY	46	149	119	76	61	14	1	1	30
DOMESTIC ABUSE	0	48	25	23	23	0	0	0	23
OTHER	61	75	78	53	40	9	9	16	-3
TOTALS FOR PERIOD	1313	1681	1913	1081	753	194	134	12	-232
CRITTENDEN COUNTY									
EQUITY	99	140	154	85	57	18	10	12	-14
DIVORCE	218	492	393	317	189	94	34	11	99
CUSTODY OR SUPPORT	242	242	207	277	98	38	141	51	35
RECIPROCAL IN	104	16	8	112	14	2	96	86	8
RECIPROCAL OUT	11	11	7	15	7	7	1	7	4
PATERNITY	154	295	151	298	176	17	105	35	144
DOMESTIC ABUSE	1	29	11	19	18	1	0	0	18
OTHER	30	44	32	42	25	13	4	10	12
TOTALS FOR PERIOD	859	1269	963	1165	584	190	391	34	306
GREENE COUNTY									
EQUITY	46	47	47	46	24	12	10	22	0
DIVORCE	125	321	309	137	96	30	11	8	12
CUSTODY OR SUPPORT	155	237	198	194	115	44	35	18	39
RECIPROCAL IN	4	10	6	8	6	1	1	13	4
RECIPROCAL OUT	3	13	16	0	0	0	0	0	-3
PATERNITY	29	30	32	27	15	7	5	19	-2
DOMESTIC ABUSE	0	44	22	22	22	0	0	0	22
OTHER	12	18	20	10	5	5	0	0	-2
TOTALS FOR PERIOD	374	720	650	444	283	99	62	14	70
MISSISSIPPI COUNTY									
EQUITY	66	108	112	62	46	15	1	2	-4
DIVORCE	277	603	633	247	190	47	10	4	-30
CUSTODY OR SUPPORT	155	287	274	168	117	29	22	13	13
RECIPROCAL IN	26	34	34	26	19	6	1	4	0
RECIPROCAL OUT	0	3	3	0	0	0	0	0	0
PATERNITY	169	236	273	132	75	27	30	23	-37
DOMESTIC ABUSE	5	42	37	10	6	4	0	0	5
OTHER	27	57	49	35	22	4	9	26	8
TOTALS FOR PERIOD	725	1370	1415	680	475	132	73	11	-45

CHANCERY CIRCUITS FROM 07/01/91 THROUGH 06/30/92

CIRCUIT AND COUNTY	CASES PENDING START	CASES FILED	CASES TERMI-NATED	CASES PENDING AT END	AGE OF ALL CASES PENDING LESS 1 YR.	1-2 YRS.	OVER 2 YRS.	% OVER 2 YRS.	CHANGE IN CASES PENDING
POINSETT COUNTY									
EQUITY	65	36	40	61	16	13	32	52	-4
DIVORCE	250	276	234	292	99	30	163	56	42
CUSTODY OR SUPPORT	107	112	85	134	61	26	47	35	27
RECIPROCAL IN	14	4	2	16	2	2	12	75	2
RECIPROCAL OUT	5	1	6	0	0	0	0	0	-5
PATERNITY	17	24	13	28	17	7	4	14	11
DOMESTIC ABUSE	0	8	4	4	4	0	0	0	4
OTHER	9	23	22	10	5	1	4	40	1
TOTALS FOR PERIOD	467	484	406	545	204	79	262	48	78
SECOND CIRCUIT									
EQUITY	408	484	521	371	206	93	72	19	-37
DIVORCE	1408	2588	2541	1455	875	298	282	19	47
CUSTODY OR SUPPORT	1271	1440	1468	1243	737	210	296	24	-28
RECIPROCAL IN	188	115	92	211	75	22	114	54	23
RECIPROCAL OUT	36	55	73	18	10	7	1	6	-18
PATERNITY	415	735	589	561	344	72	145	26	146
DOMESTIC ABUSE	6	175	102	79	74	5	0	0	73
OTHER	149	234	213	170	106	36	28	16	21
TOTALS FOR PERIOD	3881	5826	5599	4108	2427	743	938	23	227
THIRD CIRCUIT									
JACKSON COUNTY									
EQUITY	45	39	56	28	17	6	5	18	-17
DIVORCE	89	142	159	72	53	16	3	4	-17
CUSTODY OR SUPPORT	50	85	87	48	35	11	2	4	-2
RECIPROCAL IN	3	9	6	6	6	0	0	0	3
RECIPROCAL OUT	1	8	1	8	8	0	0	0	7
PATERNITY	33	74	85	22	21	0	1	5	-11
DOMESTIC ABUSE	1	3	3	1	1	0	0	0	0
OTHER	5	13	10	8	5	3	0	0	3
TOTALS FOR PERIOD	227	373	407	193	146	36	11	6	-34
LAWRENCE COUNTY									
EQUITY	28	31	27	32	16	11	5	16	4
DIVORCE	90	176	185	81	61	18	2	2	-9
CUSTODY OR SUPPORT	2	2	3	1	1	0	0	0	-1
RECIPROCAL IN	3	16	14	5	3	2	0	0	2
RECIPROCAL OUT	5	7	1	11	6	5	0	0	6
PATERNITY	0	0	0	0	0	0	0	0	0
DOMESTIC ABUSE	0	0	0	0	0	0	0	0	0
OTHER	5	12	8	9	6	3	0	0	4
TOTALS FOR PERIOD	133	244	238	139	93	39	7	5	6

CHANCERY CIRCUITS FROM 07/01/91 THROUGH 06/30/92

CIRCUIT AND COUNTY	CASES PENDING START	CASES FILED	CASES TERMI-NATED	CASES PENDING AT END	AGE OF ALL CASES PENDING LESS 1 YR.	1-2 YRS.	OVER 2 YRS.	% OVER 2 YRS.	CHANGE IN CASES PENDING
RANDOLPH COUNTY									
EQUITY	21	32	36	17	13	2	2	12	-4
DIVORCE	86	159	176	69	53	15	1	1	-17
CUSTODY OR SUPPORT	41	73	64	50	34	13	3	6	9
RECIPROCAL IN	0	6	4	2	2	0	0	0	2
RECIPROCAL OUT	5	4	1	3	4	4	0	0	3
PATERNITY	2	0	1	1	0	1	0	0	-1
DOMESTIC ABUSE	1	0	1	0	0	0	0	0	-1
OTHER	8	19	14	13	10	3	0	0	5
TOTALS FOR PERIOD	164	293	297	160	116	38	6	4	-4
SHARP COUNTY									
EQUITY	24	37	38	23	15	5	3	13	-1
DIVORCE	68	164	132	100	71	29	0	0	32
CUSTODY OR SUPPORT	34	61	53	42	30	6	6	14	8
RECIPROCAL IN	0	9	7	2	2	0	0	0	2
RECIPROCAL OUT	0	8	8	0	0	0	0	0	0
PATERNITY	2	1	2	1	0	1	0	0	-1
DOMESTIC ABUSE	1	2	3	0	0	0	0	0	-1
OTHER	6	13	11	3	3	2	3	38	2
TOTALS FOR PERIOD	135	295	254	176	121	43	12	7	41
THIRD CIRCUIT									
EQUITY	118	139	157	100	61	24	15	15	-18
DIVORCE	333	641	652	322	238	78	6	2	-11
CUSTODY OR SUPPORT	127	221	207	141	100	30	11	8	14
RECIPROCAL IN	6	40	31	15	13	2	0	0	9
RECIPROCAL OUT	11	27	11	27	18	9	0	0	16
PATERNITY	37	75	88	24	21	2	1	4	-13
DOMESTIC ABUSE	3	5	7	1	1	0	0	0	-2
OTHER	24	57	43	38	24	11	3	8	14
TOTALS FOR PERIOD	659	1205	1196	668	476	156	36	5	9
FOURTH CIRCUIT									
MADISON COUNTY DIVISION 1									
EQUITY	7	17	20	4	4	0	0	0	-3
DIVORCE	17	56	57	16	16	0	0	0	-1
CUSTODY OR SUPPORT	6	17	14	9	9	0	0	0	3
RECIPROCAL IN	0	0	0	0	0	0	0	0	0
RECIPROCAL OUT	0	1	1	0	0	0	0	0	0
PATERNITY	0	0	0	0	0	0	0	0	0
DOMESTIC ABUSE	0	1	1	0	0	0	0	0	0
OTHER	0	3	2	1	1	0	0	0	1
TOTALS FOR PERIOD	30	95	95	30	30	0	0	0	0

CHANCERY CIRCUITS FROM 07/01/91 THROUGH 06/30/92

CIRCUIT AND COUNTY	CASES PENDING START	CASES FILED	CASES TERMI-NATED	CASES PENDING AT END	AGE OF ALL CASES PENDING LESS 1 YR.	1-2 YRS.	OVER 2 YRS.	% OVER 2 YRS.	CHANGE IN CASES PENDING
MADISON COUNTY DIVISION 2									
EQUITY	3	22	17	8	8	0	0	0	5
DIVORCE	16	55	57	14	14	0	0	0	-2
CUSTODY OR SUPPORT	6	19	18	7	6	1	0	0	1
RECIPROCAL IN	2	3	5	0	0	0	0	0	-2
RECIPROCAL OUT	0	1	1	0	0	0	0	0	0
PATERNITY	0	0	0	0	0	0	0	0	0
DOMESTIC ABUSE	1	0	1	0	0	0	0	0	-1
OTHER	2	4	6	0	0	0	0	0	-2
TOTALS FOR PERIOD	30	104	105	29	28	1	0	0	-1
MADISON COUNTY									
EQUITY	10	39	37	12	12	0	0	0	2
DIVORCE	33	111	114	30	30	0	0	0	-3
CUSTODY OR SUPPORT	12	36	32	16	15	1	0	0	4
RECIPROCAL IN	2	3	5	0	0	0	0	0	-2
RECIPROCAL OUT	0	2	2	0	0	0	0	0	0
PATERNITY	0	0	0	0	0	0	0	0	0
DOMESTIC ABUSE	1	1	2	0	0	0	0	0	-1
OTHER	2	7	8	1	1	0	0	0	-1
TOTALS FOR PERIOD	60	199	200	59	58	1	0	0	-1
WASHINGTON COUNTY DIVISION 1									
EQUITY	61	123	133	51	44	5	2	4	-10
DIVORCE	183	710	704	189	187	1	1	1	6
CUSTODY OR SUPPORT	100	289	275	114	109	4	1	1	14
RECIPROCAL IN	6	31	32	5	4	0	1	20	-1
RECIPROCAL OUT	0	35	33	2	2	0	0	0	2
PATERNITY	0	0	0	0	0	0	0	0	0
DOMESTIC ABUSE	1	48	37	12	12	0	0	0	11
OTHER	7	29	29	7	7	0	0	0	0
TOTALS FOR PERIOD	358	1265	1243	380	365	10	5	1	22
WASHINGTON COUNTY DIVISION 2									
EQUITY	37	133	130	40	38	2	0	0	3
DIVORCE	159	683	696	146	146	0	0	0	-13
CUSTODY OR SUPPORT	65	342	325	82	79	2	1	1	17
RECIPROCAL IN	8	28	33	3	2	1	0	0	-5
RECIPROCAL OUT	0	24	20	4	4	0	0	0	4
PATERNITY	0	1	1	0	0	0	0	0	0
DOMESTIC ABUSE	4	61	63	2	2	0	0	0	-2
OTHER	32	85	107	10	8	0	2	20	-22
TOTALS FOR PERIOD	305	1357	1375	287	279	5	3	1	-18

CHANCERY CIRCUITS FROM 07/01/91 THROUGH 06/30/92

CIRCUIT AND COUNTY	CASES PENDING START	CASES FILED	CASES TERMI-NATED	CASES PENDING AT END	AGE OF ALL CASES PENDING LESS 1 YR.	1-2 YRS.	OVER 2 YRS.	% OVER 2 YRS.	CHANGE IN CASES PENDING
WASHINGTON COUNTY									
EQUITY	98	256	263	91	82	7	2	2	-7
DIVORCE	342	1393	1400	335	333	1	1	0	-7
CUSTODY OR SUPPORT	165	631	600	196	188	6	2	1	31
RECIPROCAL IN	14	59	65	8	6	1	1	13	-6
RECIPROCAL OUT	0	59	53	6	6	0	0	0	6
PATERNITY	0	1	1	0	0	0	0	0	0
DOMESTIC ABUSE	5	109	100	14	14	0	0	0	9
OTHER	39	114	136	17	15	0	2	12	-22
TOTALS FOR PERIOD	663	2622	2618	667	644	15	8	1	4
FOURTH CIRCUIT									
EQUITY	108	295	300	103	94	7	2	2	-5
DIVORCE	375	1504	1514	365	363	1	1	0	-10
CUSTODY OR SUPPORT	177	667	632	212	203	7	2	1	35
RECIPROCAL IN	16	62	70	8	6	1	1	13	-8
RECIPROCAL OUT	0	61	55	6	6	0	0	0	6
PATERNITY	0	1	1	0	0	0	0	0	0
DOMESTIC ABUSE	6	110	102	14	14	0	0	0	8
OTHER	41	121	144	18	16	0	2	11	-23
TOTALS FOR PERIOD	723	2821	2818	726	702	16	8	1	3
FIFTH CIRCUIT									
FRANKLIN COUNTY									
EQUITY	43	27	33	37	13	7	17	46	-6
DIVORCE	121	139	133	127	62	14	51	40	6
CUSTODY OR SUPPORT	23	15	20	18	5	4	9	50	-5
RECIPROCAL IN	7	6	10	3	2	0	1	33	-4
RECIPROCAL OUT	0	10	6	4	4	0	0	0	4
PATERNITY	13	9	9	13	5	2	6	46	0
DOMESTIC ABUSE	2	1	2	1	0	0	1	100	-1
OTHER	24	15	19	20	4	6	10	50	-4
TOTALS FOR PERIOD	233	222	232	223	95	33	95	43	-10
JOHNSON COUNTY									
EQUITY	51	20	27	44	11	5	28	64	-7
DIVORCE	210	212	277	145	91	40	14	10	-65
CUSTODY OR SUPPORT	13	13	10	16	8	6	2	13	3
RECIPROCAL IN	14	12	7	19	8	3	8	42	5
RECIPROCAL OUT	0	0	0	0	0	0	0	0	0
PATERNITY	2	1	2	1	0	1	0	0	-1
DOMESTIC ABUSE	3	3	1	5	3	0	2	40	2
OTHER	37	23	30	30	10	3	17	57	-7
TOTALS FOR PERIOD	330	284	354	260	131	58	71	27	-70

CHANCERY CIRCUITS FROM 07/01/91 THROUGH 06/30/92

CIRCUIT AND COUNTY	CASES PENDING START	CASES FILED	CASES TERMI-NATED	CASES PENDING AT END	AGE OF ALL CASES PENDING LESS 1 YR.	1-2 YRS.	OVER 2 YRS.	% OVER 2 YRS.	CHANGE IN CASES PENDING
POPE COUNTY									
EQUITY	72	75	78	69	35	26	8	12	-3
DIVORCE	261	545	441	365	259	83	23	6	104
CUSTODY OR SUPPORT	7	18	15	10	5	2	3	30	3
RECIPROCAL IN	13	20	21	12	5	7	0	0	-1
RECIPROCAL OUT	4	5	7	2	0	2	0	0	-2
PATERNITY	1	1	2	0	0	0	0	0	-1
DOMESTIC ABUSE	4	8	3	9	7	2	0	0	5
OTHER	20	62	51	31	18	10	3	10	11
TOTALS FOR PERIOD	382	734	618	498	329	132	37	7	116
FIFTH CIRCUIT									
EQUITY	166	122	138	150	59	38	53	35	-16
DIVORCE	592	896	851	637	412	137	88	14	45
CUSTODY OR SUPPORT	43	46	45	44	18	12	14	32	1
RECIPROCAL IN	34	38	38	34	15	10	9	26	0
RECIPROCAL OUT	4	15	13	6	4	2	0	0	2
PATERNITY	16	11	13	14	5	3	6	43	-2
DOMESTIC ABUSE	9	12	6	15	10	2	3	20	6
OTHER	81	100	100	81	32	19	30	37	0
TOTALS FOR PERIOD	945	1240	1204	981	555	223	203	21	36
SIXTH CIRCUIT									
PERRY COUNTY									
EQUITY	27	19	6	40	17	3	20	50	13
DIVORCE	46	72	59	59	31	9	19	32	13
CUSTODY OR SUPPORT	23	31	15	39	22	7	10	26	16
RECIPROCAL IN	0	2	1	1	1	0	0	0	1
RECIPROCAL OUT	0	0	0	0	0	0	0	0	0
PATERNITY	2	1	1	2	1	1	0	0	0
DOMESTIC ABUSE	1	2	1	2	1	0	1	50	1
OTHER	4	7	4	7	4	1	2	29	3
TOTALS FOR PERIOD	103	134	87	150	77	21	52	35	47
PULASKI COUNTY DIVISION 1									
EQUITY	106	143	171	78	50	9	19	24	-28
DIVORCE	239	624	600	263	243	17	3	1	24
CUSTODY OR SUPPORT	136	359	363	132	114	17	1	1	-4
RECIPROCAL IN	8	14	19	3	3	0	0	0	-5
RECIPROCAL OUT	3	22	24	1	1	0	0	0	-2
PATERNITY	0	0	0	0	0	0	0	0	0
DOMESTIC ABUSE	9	116	96	29	29	0	0	0	20
OTHER	65	206	195	76	59	12	5	7	11
TOTALS FOR PERIOD	566	1484	1468	582	499	55	28	5	16

CHANCERY CIRCUITS FROM 07/01/91 THROUGH 06/30/92

CIRCUIT AND COUNTY	CASES PENDING START	CASES FILED	CASES TERMI-NATED	CASES PENDING AT END	AGE OF ALL CASES PENDING LESS 1 YR.	1-2 YRS.	OVER 2 YRS.	% OVER 2 YRS.	CHANGE IN CASES PENDING
PULASKI COUNTY DIVISION 2									
EQUITY	91	145	160	76	53	13	10	13	-15
DIVORCE	240	611	603	243	229	13	1	0	8
CUSTODY OR SUPPORT	129	367	357	139	122	16	1	1	10
RECIPROCAL IN	16	24	27	13	8	3	2	15	-3
RECIPROCAL OUT	4	13	14	3	2	1	0	0	-1
PATERNITY	0	3	0	3	3	0	0	0	3
DOMESTIC ABUSE	10	145	137	13	17	1	0	0	8
OTHER	82	174	189	67	54	11	2	3	-15
TOTALS FOR PERIOD	572	1482	1487	567	488	63	16	3	-5
PULASKI COUNTY DIVISION 3									
EQUITY	120	152	188	84	56	17	11	13	-36
DIVORCE	242	609	612	239	221	17	1	0	-3
CUSTODY OR SUPPORT	155	363	383	135	114	15	6	4	-20
RECIPROCAL IN	12	26	28	10	9	1	0	0	-2
RECIPROCAL OUT	2	15	16	1	0	0	1	100	-1
PATERNITY	1	2	0	3	2	1	0	0	2
DOMESTIC ABUSE	7	134	126	15	15	0	0	0	8
OTHER	60	167	157	70	55	10	5	7	10
TOTALS FOR PERIOD	599	1468	1510	557	472	61	24	4	-42
PULASKI COUNTY DIVISION 4									
EQUITY	81	135	153	63	54	4	5	8	-18
DIVORCE	241	614	637	218	206	10	2	1	-23
CUSTODY OR SUPPORT	105	280	286	99	93	5	1	1	-6
RECIPROCAL IN	12	20	26	6	6	0	0	0	-6
RECIPROCAL OUT	2	29	31	0	0	0	0	0	-2
PATERNITY	1	2	2	1	1	0	0	0	0
DOMESTIC ABUSE	7	110	102	15	15	0	0	0	8
OTHER	48	182	170	60	56	2	2	3	12
TOTALS FOR PERIOD	497	1372	1407	462	431	21	10	2	-35
PULASKI COUNTY DIVISION 5									
EQUITY	82	167	164	85	59	12	14	16	3
DIVORCE	238	605	625	218	212	6	0	0	-20
CUSTODY OR SUPPORT	118	359	366	111	105	6	0	0	-7
RECIPROCAL IN	12	23	26	9	8	1	0	0	-3
RECIPROCAL OUT	2	29	30	1	1	0	0	0	-1
PATERNITY	2	0	2	0	0	0	0	0	-2
DOMESTIC ABUSE	5	100	94	11	11	0	0	0	6
OTHER	56	209	183	82	72	10	0	0	26
TOTALS FOR PERIOD	515	1492	1490	517	468	35	14	3	2

CHANCERY CIRCUITS FROM 07/01/91 THROUGH 06/30/92

CIRCUIT AND COUNTY	CASES PENDING START	CASES FILED	CASES TERMI-NATED	CASES PENDING AT END	AGE OF ALL CASES PENDING LESS 1 YR.	1-2 YRS.	OVER 2 YRS.	% OVER 2 YRS.	CHANGE IN CASES PENDING
PULASKI COUNTY DIVISION 6									
EQUITY	68	149	169	48	41	3	4	8	-20
DIVORCE	190	606	606	190	184	6	0	0	0
CUSTODY OR SUPPORT	67	257	245	79	74	3	2	3	12
RECIPROCAL IN	10	16	21	5	4	1	0	0	-5
RECIPROCAL OUT	0	30	28	2	2	0	0	0	2
PATERNITY	2	2	2	2	1	0	1	50	0
DOMESTIC ABUSE	7	137	136	8	8	0	0	0	1
OTHER	39	159	150	48	45	3	0	0	9
TOTALS FOR PERIOD	383	1356	1357	382	359	16	7	2	-1
PULASKI COUNTY DIVISION 7									
EQUITY	1	0	0	1	0	0	1	100	0
DIVORCE	0	0	0	0	0	0	0	0	0
CUSTODY OR SUPPORT	297	381	466	212	159	37	16	8	-85
RECIPROCAL IN	20	7	24	3	2	0	1	33	-17
RECIPROCAL OUT	3	17	20	0	0	0	0	0	-3
PATERNITY	182	10	172	20	2	6	12	60	-162
DOMESTIC ABUSE	0	0	0	0	0	0	0	0	0
OTHER	0	9	5	4	4	0	0	0	4
TOTALS FOR PERIOD	503	424	687	240	167	43	30	13	-263
PULASKI COUNTY DIVISION 8									
EQUITY	0	0	0	0	0	0	0	0	0
DIVORCE	0	0	0	0	0	0	0	0	0
CUSTODY OR SUPPORT	256	408	446	218	177	31	10	5	-38
RECIPROCAL IN	14	3	16	1	1	0	0	0	-13
RECIPROCAL OUT	3	26	25	4	2	1	1	25	1
PATERNITY	206	6	183	29	1	19	9	31	-177
DOMESTIC ABUSE	0	1	1	0	0	0	0	0	0
OTHER	1	19	20	0	0	0	0	0	-1
TOTALS FOR PERIOD	480	463	691	252	181	51	20	8	-228
PULASKI COUNTY DIVISION 9									
EQUITY	0	0	0	0	0	0	0	0	0
DIVORCE	1	0	1	0	0	0	0	0	-1
CUSTODY OR SUPPORT	113	354	355	112	106	6	0	0	-1
RECIPROCAL IN	41	91	93	39	39	0	0	0	-2
RECIPROCAL OUT	1	83	84	0	0	0	0	0	-1
PATERNITY	372	1392	1218	546	533	13	0	0	174
DOMESTIC ABUSE	0	0	0	0	0	0	0	0	0
OTHER	2	24	13	13	13	0	0	0	11
TOTALS FOR PERIOD	530	1944	1764	710	691	19	0	0	180

CHANCERY CIRCUITS FROM 07/01/91 THROUGH 06/30/92

CIRCUIT AND COUNTY	CASES PENDING START	CASES FILED	CASES TERMI-NATED	CASES PENDING AT END	AGE OF ALL CASES PENDING LESS 1 YR.	1-2 YRS.	OVER 2 YRS.	% OVER 2 YRS.	CHANGE IN CASES PENDING
PULASKI COUNTY									
EQUITY	549	891	1005	435	313	58	64	15	-114
DIVORCE	1391	3669	3684	1376	1295	74	7	1	-15
CUSTODY OR SUPPORT	1376	3128	3267	1237	1064	136	37	3	-139
RECIPROCAL IN	145	224	280	89	80	6	3	3	-56
RECIPROCAL OUT	20	264	272	12	8	2	2	17	-8
PATERNITY	766	1417	1579	604	543	39	22	4	-162
DOMESTIC ABUSE	45	743	692	96	95	1	0	0	51
OTHER	353	1149	1082	420	358	48	14	3	67
TOTALS FOR PERIOD	4645	11485	11861	4269	3756	364	149	3	-376
SIXTH CIRCUIT									
EQUITY	576	910	1011	475	330	61	84	18	-101
DIVORCE	1437	3741	3743	1435	1326	83	26	2	-2
CUSTODY OR SUPPORT	1399	3159	3282	1276	1086	143	47	4	-123
RECIPROCAL IN	145	226	281	90	81	6	3	3	-55
RECIPROCAL OUT	20	264	272	12	8	2	2	17	-8
PATERNITY	768	1418	1580	606	544	40	22	4	-162
DOMESTIC ABUSE	46	745	693	98	96	1	1	1	52
OTHER	357	1156	1086	427	362	49	16	4	70
TOTALS FOR PERIOD	4748	11619	11948	4419	3833	385	201	5	-329
SEVENTH CIRCUIT									
GRANT COUNTY DIVISION 1									
EQUITY	19	30	29	20	1[illegible]	2	2	10	1
DIVORCE	49	101	100	50	41	8	1	2	1
CUSTODY OR SUPPORT	1[illegible]	36	26	23	21	5	2	7	10
RECIPROCAL IN	2	0	0	2	0	1	1	50	0
RECIPROCAL OUT	0	0	0	0	0	0	0	0	0
PATERNITY	0	1	0	1	1	0	0	0	1
DOMESTIC ABUSE	0	1	1	0	0	0	0	0	0
OTHER	3	6	3	6	5	0	1	17	3
TOTALS FOR PERIOD	91	175	159	107	84	16	7	7	16
GRANT COUNTY DIVISION 2									
EQUITY	3	1	2	2	1	1	0	0	-1
DIVORCE	23	41	40	24	19	5	0	0	1
CUSTODY OR SUPPORT	13	16	23	6	5	0	1	17	-7
RECIPROCAL IN	1	0	1	0	0	0	0	0	-1
RECIPROCAL OUT	0	0	0	0	0	0	0	0	0
PATERNITY	0	0	0	0	0	0	0	0	0
DOMESTIC ABUSE	0	0	0	0	0	0	0	0	0
OTHER	2	1	3	0	0	0	0	0	-2
TOTALS FOR PERIOD	42	59	69	32	25	6	1	3	-10

CHANCERY CIRCUITS FROM 07/01/91 THROUGH 06/30/92

CIRCUIT AND COUNTY	CASES PENDING START	CASES FILED	CASES TERMI-NATED	CASES PENDING AT END	AGE OF ALL CASES PENDING LESS 1 YR.	1-2 YRS.	OVER 2 YRS.	% OVER 2 YRS.	CHANGE IN CASES PENDING
GRANT COUNTY DIVISION 3									
EQUITY	2	4	3	3	1	0	2	67	1
DIVORCE	0	1	1	0	0	0	0	0	0
CUSTODY OR SUPPORT	15	10	11	14	6	7	1	7	-1
RECIPROCAL IN	1	3	2	2	2	0	0	0	1
RECIPROCAL OUT	1	1	2	0	0	0	0	0	-1
PATERNITY	10	4	4	10	1	4	5	50	0
DOMESTIC ABUSE	4	16	8	12	12	0	0	0	8
OTHER	0	1	1	0	0	0	0	0	0
TOTALS FOR PERIOD	33	40	32	41	22	11	8	20	8
GRANT COUNTY									
EQUITY	24	35	34	25	18	3	4	16	1
DIVORCE	72	143	141	74	60	13	1	1	2
CUSTODY OR SUPPORT	46	62	60	43	32	12	4	8	2
RECIPROCAL IN	4	3	3	4	2	1	1	25	0
RECIPROCAL OUT	1	1	2	0	0	0	0	0	-1
PATERNITY	10	5	4	11	2	4	5	45	1
DOMESTIC ABUSE	4	17	9	12	12	0	0	0	8
OTHER	5	8	7	6	5	0	1	17	1
TOTALS FOR PERIOD	166	274	260	180	131	33	16	9	14
HOT SPRING COUNTY DIVISION 1									
EQUITY	37	44	46	35	30	2	3	9	-2
DIVORCE	113	177	215	75	66	6	3	4	-38
CUSTODY OR SUPPORT	71	38	64	45	22	16	7	16	-26
RECIPROCAL IN	1	0	0	1	0	0	1	100	0
RECIPROCAL OUT	0	0	0	0	0	0	0	0	0
PATERNITY	1	0	1	0	0	0	0	0	-1
DOMESTIC ABUSE	0	0	0	0	0	0	0	0	0
OTHER	8	5	10	3	1	0	2	67	-5
TOTALS FOR PERIOD	231	264	336	159	119	24	16	10	-72
HOT SPRING COUNTY DIVISION 2									
EQUITY	18	19	16	21	9	4	8	38	3
DIVORCE	55	90	94	51	31	9	11	22	-4
CUSTODY OR SUPPORT	30	26	36	20	10	5	5	25	-10
RECIPROCAL IN	0	0	0	0	0	0	0	0	0
RECIPROCAL OUT	0	0	0	0	0	0	0	0	0
PATERNITY	0	0	0	0	0	0	0	0	0
DOMESTIC ABUSE	0	0	0	0	0	0	0	0	0
OTHER	1	2	3	0	0	0	0	0	-1
TOTALS FOR PERIOD	104	137	149	92	50	18	24	26	-12

CHANCERY CIRCUITS FROM 07/01/91 THROUGH 06/30/92

CIRCUIT AND COUNTY	CASES PENDING START	CASES FILED	CASES TERMI-NATED	CASES PENDING AT END	AGE OF ALL CASES PENDING LESS 1 YR.	1-2 YRS.	OVER 2 YRS.	% OVER 2 YRS.	CHANGE IN CASES PENDING
HOT SPRING COUNTY DIVISION 3									
EQUITY	0	1	1	0	0	0	0	0	0
DIVORCE	0	2	1	1	1	0	0	0	1
CUSTODY OR SUPPORT	72	116	84	104	60	28	16	15	32
RECIPROCAL IN	5	0	1	4	0	4	0	0	-1
RECIPROCAL OUT	0	0	0	0	0	0	0	0	0
PATERNITY	45	14	40	19	8	6	5	26	-26
DOMESTIC ABUSE	0	16	11	5	5	0	0	0	5
OTHER	0	0	0	0	0	0	0	0	0
TOTALS FOR PERIOD	122	149	138	133	74	38	21	16	11
HOT SPRING COUNTY									
EQUITY	55	64	63	56	39	6	11	20	1
DIVORCE	168	269	310	127	98	15	14	11	-41
CUSTODY OR SUPPORT	173	180	184	169	92	49	28	17	-4
RECIPROCAL IN	6	0	1	5	0	4	1	20	-1
RECIPROCAL OUT	0	0	0	0	0	0	0	0	0
PATERNITY	46	14	41	19	8	6	5	26	-27
DOMESTIC ABUSE	0	16	11	5	5	0	0	0	5
OTHER	9	7	13	3	1	0	2	67	-6
TOTALS FOR PERIOD	457	550	623	384	243	80	61	16	-73
SALINE COUNTY DIVISION 1									
EQUITY	126	209	238	97	79	11	7	7	-29
DIVORCE	196	457	447	206	176	23	7	3	10
CUSTODY OR SUPPORT	73	163	147	89	69	11	9	10	16
RECIPROCAL IN	1	0	1	0	0	0	0	0	-1
RECIPROCAL OUT	4	1	5	0	0	0	0	0	-4
PATERNITY	1	0	0	1	0	0	1	100	0
DOMESTIC ABUSE	5	3	5	3	2	1	0	0	-2
OTHER	12	46	37	21	17	1	3	14	9
TOTALS FOR PERIOD	418	879	880	417	343	47	27	6	-1
SALINE COUNTY DIVISION 2									
EQUITY	16	31	27	20	18	1	1	5	4
DIVORCE	107	231	237	101	83	15	3	3	-6
CUSTODY OR SUPPORT	30	60	61	29	23	6	0	0	-1
RECIPROCAL IN	2	1	1	2	0	0	2	100	0
RECIPROCAL OUT	1	0	1	0	0	0	0	0	-1
PATERNITY	0	2	1	1	1	0	0	0	1
DOMESTIC ABUSE	0	0	0	0	0	0	0	0	0
OTHER	7	27	16	18	16	0	2	11	11
TOTALS FOR PERIOD	163	352	344	171	141	22	8	5	8

CHANCERY CIRCUITS FROM 07/01/91 THROUGH 06/30/92

CIRCUIT AND COUNTY	CASES PENDING START	CASES FILED	CASES TERMI-NATED	CASES PENDING AT END	AGE OF ALL CASES PENDING LESS 1 YR.	1-2 YRS.	OVER 2 YRS.	% OVER 2 YRS.	CHANGE IN CASES PENDING
SALINE COUNTY DIVISION 3									
EQUITY	14	10	21	3	3	0	0	0	-11
DIVORCE	69	85	114	40	14	20	6	15	-29
CUSTODY OR SUPPORT	90	482	383	189	159	24	6	3	99
RECIPROCAL IN	11	10	10	11	2	2	7	64	0
RECIPROCAL OUT	3	21	23	1	1	0	0	0	-2
PATERNITY	61	120	97	84	53	21	10	12	23
DOMESTIC ABUSE	3	74	63	14	14	0	0	0	11
OTHER	7	10	14	3	0	2	1	33	-4
TOTALS FOR PERIOD	258	812	725	345	246	69	30	9	87
SALINE COUNTY									
EQUITY	156	250	286	120	100	12	8	7	-36
DIVORCE	372	773	798	347	273	58	16	5	-25
CUSTODY OR SUPPORT	193	705	591	307	251	41	15	5	114
RECIPROCAL IN	14	11	12	13	2	2	9	69	-1
RECIPROCAL OUT	8	22	29	1	1	0	0	0	-7
PATERNITY	62	122	98	86	54	21	11	13	24
DOMESTIC ABUSE	8	77	68	17	16	1	0	0	9
OTHER	26	83	67	42	33	3	6	14	16
TOTALS FOR PERIOD	839	2043	1949	933	730	138	65	7	94
SEVENTH CIRCUIT									
EQUITY	235	349	383	201	157	21	23	11	-34
DIVORCE	612	1185	1249	543	431	86	31	6	-64
CUSTODY OR SUPPORT	412	947	835	524	375	102	47	9	112
RECIPROCAL IN	24	14	16	22	4	7	11	50	-2
RECIPROCAL OUT	9	23	31	1	1	0	0	0	-8
PATERNITY	118	141	143	116	64	31	21	18	-2
DOMESTIC ABUSE	12	110	88	34	33	1	0	0	22
OTHER	40	98	87	51	39	3	9	18	11
TOTALS FOR PERIOD	1462	2867	2832	1497	1104	251	142	9	35
EIGHTH CIRCUIT									
HEMPSTEAD COUNTY DIVISION 1									
EQUITY	28	12	16	24	7	7	10	42	-4
DIVORCE	41	58	49	50	22	11	17	34	9
CUSTODY OR SUPPORT	25	48	32	41	24	9	8	20	16
RECIPROCAL IN	0	2	2	0	0	0	0	0	0
RECIPROCAL OUT	0	1	0	1	1	0	0	0	1
PATERNITY	0	26	9	17	17	0	0	0	17
DOMESTIC ABUSE	0	2	1	1	1	0	0	0	1
OTHER	6	6	3	9	3	2	4	44	3
TOTALS FOR PERIOD	100	155	112	143	75	29	39	27	43

CHANCERY CIRCUITS FROM 07/01/91 THROUGH 06/30/92

CIRCUIT AND COUNTY	CASES PENDING START	CASES FILED	CASES TERMI-NATED	CASES PENDING AT END	AGE OF ALL CASES PENDING LESS 1 YR.	1-2 YRS.	OVER 2 YRS.	% OVER 2 YRS.	CHANGE IN CASES PENDING
HEMPSTEAD COUNTY DIVISION 2									
EQUITY	21	9	11	19	5	7	7	37	-2
DIVORCE	46	60	53	53	31	7	15	28	7
CUSTODY OR SUPPORT	38	55	42	51	29	14	8	16	13
RECIPROCAL IN	2	2	2	2	0	1	1	50	0
RECIPROCAL OUT	0	0	0	0	0	0	0	0	0
PATERNITY	1	17	11	7	7	0	0	0	6
DOMESTIC ABUSE	0	1	0	1	1	0	0	0	1
OTHER	4	9	6	7	4	2	1	14	3
TOTALS FOR PERIOD	112	153	125	140	77	31	32	23	28
HEMPSTEAD COUNTY DIVISION 3									
EQUITY	11	6	10	7	5	1	1	14	-4
DIVORCE	36	55	68	23	17	4	2	9	-13
CUSTODY OR SUPPORT	27	45	48	24	20	4	0	0	-3
RECIPROCAL IN	0	3	1	2	2	0	0	0	2
RECIPROCAL OUT	0	3	0	3	3	0	0	0	3
PATERNITY	1	24	9	16	16	0	0	0	15
DOMESTIC ABUSE	0	1	0	1	1	0	0	0	1
OTHER	3	5	5	3	3	0	0	0	0
TOTALS FOR PERIOD	78	142	141	79	67	9	3	4	1
HEMPSTEAD COUNTY DIVISION 4									
EQUITY	0	10	3	7	7	0	0	0	7
DIVORCE	0	25	12	13	13	0	0	0	13
CUSTODY OR SUPPORT	44	89	63	70	52	9	9	13	26
RECIPROCAL IN	1	5	3	3	3	0	0	0	2
RECIPROCAL OUT	11	3	1	13	3	10	0	0	2
PATERNITY	79	44	62	61	27	26	8	13	-18
DOMESTIC ABUSE	0	2	0	2	2	0	0	0	2
OTHER	0	5	1	4	4	0	0	0	4
TOTALS FOR PERIOD	135	183	145	173	111	45	17	10	38
HEMPSTEAD COUNTY									
EQUITY	60	37	40	57	24	15	18	32	-3
DIVORCE	123	198	182	139	83	22	34	24	16
CUSTODY OR SUPPORT	134	237	185	186	125	36	25	13	52
RECIPROCAL IN	3	12	8	7	5	1	1	14	4
RECIPROCAL OUT	11	7	1	17	7	10	0	0	6
PATERNITY	81	111	91	101	67	26	8	8	20
DOMESTIC ABUSE	0	6	1	5	5	0	0	0	5
OTHER	13	25	15	23	14	4	5	22	10
TOTALS FOR PERIOD	425	633	523	535	330	114	91	17	110

CHANCERY CIRCUITS FROM 07/01/91 THROUGH 06/30/92

CIRCUIT AND COUNTY	CASES PENDING START	CASES FILED	CASES TERMI-NATED	CASES PENDING AT END	AGE OF ALL CASES PENDING LESS 1 YR.	1-2 YRS.	OVER 2 YRS.	% OVER 2 YRS.	CHANGE IN CASES PENDING
LAFAYETTE COUNTY DIVISION 1									
EQUITY	9	1	3	7	1	2	4	57	-2
DIVORCE	18	22	22	18	10	5	3	17	0
CUSTODY OR SUPPORT	16	40	29	27	12	4	11	41	11
RECIPROCAL IN	0	0	0	0	0	0	0	0	0
RECIPROCAL OUT	0	0	0	0	0	0	0	0	0
PATERNITY	0	18	7	11	11	0	0	0	11
DOMESTIC ABUSE	0	0	0	0	0	0	0	0	0
OTHER	2	5	4	3	2	0	1	33	1
TOTALS FOR PERIOD	45	86	65	66	36	11	19	29	21
LAFAYETTE COUNTY DIVISION 2									
EQUITY	8	8	7	9	3	2	4	44	1
DIVORCE	17	20	22	15	5	4	6	40	-2
CUSTODY OR SUPPORT	7	35	25	17	13	2	2	12	10
RECIPROCAL IN	0	0	0	0	0	0	0	0	0
RECIPROCAL OUT	0	0	0	0	0	0	0	0	0
PATERNITY	0	15	7	8	8	0	0	0	8
DOMESTIC ABUSE	0	0	0	0	0	0	0	0	0
OTHER	3	3	1	5	2	3	0	0	2
TOTALS FOR PERIOD	35	81	62	54	31	11	12	22	19
LAFAYETTE COUNTY DIVISION 3									
EQUITY	4	3	2	5	3	1	1	20	1
DIVORCE	5	23	19	9	9	0	0	0	4
CUSTODY OR SUPPORT	4	10	8	6	4	2	0	0	2
RECIPROCAL IN	0	1	1	0	0	0	0	0	0
RECIPROCAL OUT	0	1	1	0	0	0	0	0	0
PATERNITY	0	16	6	10	10	0	0	0	10
DOMESTIC ABUSE	0	0	0	0	0	0	0	0	0
OTHER	3	7	7	3	3	0	0	0	0
TOTALS FOR PERIOD	16	61	44	33	29	3	1	3	17
LAFAYETTE COUNTY DIVISION 4									
EQUITY	0	0	0	0	0	0	0	0	0
DIVORCE	0	9	6	3	3	0	0	0	3
CUSTODY OR SUPPORT	24	22	19	27	7	9	11	41	3
RECIPROCAL IN	0	1	0	1	1	0	0	0	1
RECIPROCAL OUT	0	0	0	0	0	0	0	0	0
PATERNITY	1	8	3	6	5	0	1	17	5
DOMESTIC ABUSE	0	0	0	0	0	0	0	0	0
OTHER	0	0	0	0	0	0	0	0	0
TOTALS FOR PERIOD	25	40	28	37	16	9	12	32	12

CHANCERY CIRCUITS FROM 07/01/91 THROUGH 06/30/92

CIRCUIT AND COUNTY	CASES PENDING START	CASES FILED	CASES TERMI-NATED	CASES PENDING AT END	AGE OF ALL CASES PENDING LESS 1 YR.	1-2 YRS.	OVER 2 YRS.	% OVER 2 YRS.	CHANGE IN CASES PENDING
LAFAYETTE COUNTY									
EQUITY	21	12	12	21	7	5	9	43	0
DIVORCE	40	74	69	45	27	9	9	20	5
CUSTODY OR SUPPORT	51	107	81	77	36	17	24	31	26
RECIPROCAL IN	0	2	1	1	1	0	0	0	1
RECIPROCAL OUT	0	1	1	0	0	0	0	0	0
PATERNITY	1	57	23	35	34	0	1	3	34
DOMESTIC ABUSE	0	0	0	0	0	0	0	0	0
OTHER	8	15	12	11	7	3	1	9	3
TOTALS FOR PERIOD	121	268	199	190	112	34	44	23	69
MILLER COUNTY DIVISION 1									
EQUITY	27	16	20	23	4	7	12	52	-4
DIVORCE	99	121	106	114	49	33	32	28	15
CUSTODY OR SUPPORT	43	64	44	63	31	6	26	41	20
RECIPROCAL IN	2	4	2	4	3	0	1	25	2
RECIPROCAL OUT	0	3	0	3	3	0	0	0	3
PATERNITY	3	23	8	18	16	1	1	6	15
DOMESTIC ABUSE	0	0	0	0	0	0	0	0	0
OTHER	12	10	10	12	3	3	6	50	0
TOTALS FOR PERIOD	186	241	190	237	109	50	78	33	51
MILLER COUNTY DIVISION 2									
EQUITY	24	19	24	19	10	5	4	21	-5
DIVORCE	61	104	100	65	40	16	9	14	4
CUSTODY OR SUPPORT	26	59	42	43	29	6	8	19	17
RECIPROCAL IN	0	4	0	4	4	0	0	0	4
RECIPROCAL OUT	1	8	1	8	8	0	0	0	7
PATERNITY	0	21	6	15	15	0	0	0	15
DOMESTIC ABUSE	0	2	1	1	1	0	0	0	1
OTHER	9	8	5	12	5	5	2	17	3
TOTALS FOR PERIOD	121	225	179	167	112	32	23	14	46
MILLER COUNTY DIVISION 3									
EQUITY	15	15	20	10	8	1	1	10	-5
DIVORCE	60	126	131	55	43	7	5	9	-5
CUSTODY OR SUPPORT	29	73	54	48	36	7	5	10	19
RECIPROCAL IN	0	8	2	6	6	0	0	0	6
RECIPROCAL OUT	0	10	0	10	10	0	0	0	10
PATERNITY	0	14	0	14	14	0	0	0	14
DOMESTIC ABUSE	1	1	1	1	0	1	0	0	0
OTHER	5	15	13	7	6	0	1	14	2
TOTALS FOR PERIOD	110	262	221	151	123	16	12	8	41

CHANCERY CIRCUITS FROM 07/01/91 THROUGH 06/30/92

CIRCUIT AND COUNTY	CASES PENDING START	CASES FILED	CASES TERMI-NATED	CASES PENDING AT END	AGE OF ALL CASES PENDING LESS 1 YR.	1-2 YRS.	OVER 2 YRS.	% OVER 2 YRS.	CHANGE IN CASES PENDING
MILLER COUNTY DIVISION 4									
EQUITY	0	11	2	9	9	0	0	0	9
DIVORCE	4	65	39	30	29	0	1	3	26
CUSTODY OR SUPPORT	103	174	155	122	57	46	19	16	19
RECIPROCAL IN	8	0	3	5	0	1	4	80	-3
RECIPROCAL OUT	38	3	22	19	2	9	8	42	-19
PATERNITY	53	33	32	54	16	25	13	24	1
DOMESTIC ABUSE	0	1	1	0	0	0	0	0	0
OTHER	0	9	5	4	4	0	0	0	4
TOTALS FOR PERIOD	206	296	259	243	117	81	45	19	37
MILLER COUNTY									
EQUITY	66	61	66	61	31	13	17	28	-5
DIVORCE	224	416	376	264	161	56	47	18	40
CUSTODY OR SUPPORT	201	370	295	276	153	65	58	21	75
RECIPROCAL IN	10	16	7	19	13	1	5	26	9
RECIPROCAL OUT	39	24	23	40	23	9	8	20	1
PATERNITY	56	91	46	101	61	26	14	14	45
DOMESTIC ABUSE	1	4	3	2	1	1	0	0	1
OTHER	26	42	33	35	18	8	9	26	9
TOTALS FOR PERIOD	623	1024	849	798	461	179	158	20	175
NEVADA COUNTY DIVISION 1									
EQUITY	5	6	3	8	6	1	1	13	3
DIVORCE	14	24	34	4	3	1	0	0	-10
CUSTODY OR SUPPORT	4	12	9	7	3	2	2	29	3
RECIPROCAL IN	0	0	0	0	0	0	0	0	0
RECIPROCAL OUT	0	0	0	0	0	0	0	0	0
PATERNITY	1	1	2	0	0	0	0	0	-1
DOMESTIC ABUSE	0	1	0	1	1	0	0	0	1
OTHER	1	1	1	1	1	0	0	0	0
TOTALS FOR PERIOD	25	45	49	21	14	4	3	14	-4
NEVADA COUNTY DIVISION 2									
EQUITY	6	2	1	7	2	2	3	43	1
DIVORCE	10	24	20	14	11	1	2	14	4
CUSTODY OR SUPPORT	17	9	6	20	7	4	9	45	3
RECIPROCAL IN	0	0	0	0	0	0	0	0	0
RECIPROCAL OUT	0	0	0	0	0	0	0	0	0
PATERNITY	0	1	1	0	0	0	0	0	0
DOMESTIC ABUSE	0	0	0	0	0	0	0	0	0
OTHER	2	3	4	1	1	0	0	0	-1
TOTALS FOR PERIOD	35	39	32	42	21	7	14	33	7

CHANCERY CIRCUITS FROM 07/01/91 THROUGH 06/30/92

CIRCUIT AND COUNTY	CASES PENDING START	CASES FILED	CASES TERMI-NATED	CASES PENDING AT END	AGE OF ALL CASES PENDING LESS 1 YR.	1-2 YRS.	OVER 2 YRS.	% OVER 2 YRS.	CHANGE IN CASES PENDING
NEVADA COUNTY DIVISION 3									
EQUITY	4	7	5	6	5	0	1	17	2
DIVORCE	27	29	43	13	9	4	0	0	-14
CUSTODY OR SUPPORT	2	8	6	4	3	0	1	25	2
RECIPROCAL IN	0	0	0	0	0	0	0	0	0
RECIPROCAL OUT	0	0	0	0	0	0	0	0	0
PATERNITY	0	0	0	0	0	0	0	0	0
DOMESTIC ABUSE	0	0	0	0	0	0	0	0	0
OTHER	1	1	1	1	0	0	1	100	0
TOTALS FOR PERIOD	34	45	55	24	17	4	3	13	-10
NEVADA COUNTY DIVISION 4									
EQUITY	1	5	0	6	5	0	1	17	5
DIVORCE	1	11	4	8	7	1	0	0	7
CUSTODY OR SUPPORT	15	9	15	9	1	5	3	33	-6
RECIPROCAL IN	2	0	0	2	0	2	0	0	0
RECIPROCAL OUT	0	0	0	0	0	0	0	0	0
PATERNITY	7	14	10	11	7	3	1	9	4
DOMESTIC ABUSE	1	0	0	1	0	1	0	0	0
OTHER	0	2	0	2	2	0	0	0	2
TOTALS FOR PERIOD	27	41	29	39	22	12	5	13	12
NEVADA COUNTY									
EQUITY	16	20	9	27	18	3	6	22	11
DIVORCE	52	88	101	39	30	7	2	5	-13
CUSTODY OR SUPPORT	38	38	36	40	14	11	15	38	2
RECIPROCAL IN	2	0	0	2	0	2	0	0	0
RECIPROCAL OUT	0	0	0	0	0	0	0	0	0
PATERNITY	8	16	13	11	7	3	1	9	3
DOMESTIC ABUSE	1	1	0	2	1	1	0	0	1
OTHER	4	7	6	5	4	0	1	20	1
TOTALS FOR PERIOD	121	170	165	126	74	27	25	20	5
EIGHTH CIRCUIT									
EQUITY	163	130	127	166	80	36	50	30	3
DIVORCE	439	776	728	487	301	94	92	19	48
CUSTODY OR SUPPORT	424	752	597	579	328	129	122	21	155
RECIPROCAL IN	15	30	16	29	19	4	6	21	14
RECIPROCAL OUT	50	32	25	57	30	19	8	14	7
PATERNITY	146	275	173	248	169	55	24	10	102
DOMESTIC ABUSE	2	11	4	9	7	2	0	0	7
OTHER	51	89	66	74	43	15	16	22	23
TOTALS FOR PERIOD	1290	2095	1736	1649	977	354	318	19	359

CHANCERY CIRCUITS FROM 07/01/91 THROUGH 06/30/92

CIRCUIT AND COUNTY	CASES PENDING START	CASES FILED	CASES TERMI-NATED	CASES PENDING AT END	AGE OF ALL CASES PENDING LESS 1 YR.	1-2 YRS.	OVER 2 YRS.	% OVER 2 YRS.	CHANGE IN CASES PENDING
NINTH CIRCUIT EAST									
CLARK COUNTY									
EQUITY	22	34	40	16	12	3	1	6	-6
DIVORCE	66	168	175	59	56	3	0	0	-7
CUSTODY OR SUPPORT	56	269	211	114	108	6	0	0	58
RECIPROCAL IN	1	1	2	0	0	0	0	0	-1
RECIPROCAL OUT	0	0	0	0	0	0	0	0	0
PATERNITY	9	48	31	26	25	1	0	0	17
DOMESTIC ABUSE	0	5	3	2	2	0	0	0	2
OTHER	11	36	38	9	8	1	0	0	-2
TOTALS FOR PERIOD	165	561	500	226	211	14	1	0	61
PIKE COUNTY									
EQUITY	4	12	9	7	5	1	1	14	3
DIVORCE	28	84	76	36	30	5	1	3	8
CUSTODY OR SUPPORT	28	58	53	33	27	5	1	3	5
RECIPROCAL IN	1	0	1	0	0	0	0	0	-1
RECIPROCAL OUT	0	0	0	0	0	0	0	0	0
PATERNITY	1	2	0	3	2	0	1	33	2
DOMESTIC ABUSE	1	2	2	1	1	0	0	0	0
OTHER	5	21	17	9	9	0	0	0	4
TOTALS FOR PERIOD	68	179	158	89	74	11	4	4	21
NINTH CIRCUIT EAST									
EQUITY	26	46	49	23	17	4	2	9	-3
DIVORCE	94	252	251	95	86	8	1	1	1
CUSTODY OR SUPPORT	84	327	264	147	135	11	1	1	63
RECIPROCAL IN	2	1	3	0	0	0	0	0	-2
RECIPROCAL OUT	0	0	0	0	0	0	0	0	0
PATERNITY	10	50	31	29	27	1	1	3	19
DOMESTIC ABUSE	1	7	5	3	3	0	0	0	2
OTHER	16	57	55	18	17	1	0	0	2
TOTALS FOR PERIOD	233	740	658	315	285	25	5	2	82
NINTH CIRCUIT WEST									
HOWARD COUNTY									
EQUITY	19	17	19	17	10	4	3	18	-2
DIVORCE	39	119	120	38	31	6	1	3	-1
CUSTODY OR SUPPORT	26	81	70	37	29	7	1	3	11
RECIPROCAL IN	3	5	4	4	3	1	0	0	1
RECIPROCAL OUT	0	0	0	0	0	0	0	0	0
PATERNITY	2	2	3	1	1	0	0	0	-1
DOMESTIC ABUSE	1	16	12	5	4	1	0	0	4
OTHER	3	7	7	3	0	1	2	67	0
TOTALS FOR PERIOD	93	247	235	105	78	20	7	7	12

CIRCUIT AND COUNTY	CASES PENDING START	CASES FILED	CASES TERMI-NATED	CASES PENDING AT END	AGE OF ALL CASES PENDING LESS 1 YR.	1-2 YRS.	OVER 2 YRS.	% OVER 2 YRS.	CHANGE IN CASES PENDING
LITTLE RIVER COUNTY									
EQUITY	20	39	43	16	13	3	0	0	-4
DIVORCE	53	152	144	61	53	7	1	2	8
CUSTODY OR SUPPORT	29	104	98	35	28	6	1	3	6
RECIPROCAL IN	2	6	4	4	4	0	0	0	2
RECIPROCAL OUT	0	0	0	0	0	0	0	0	0
PATERNITY	12	25	20	17	11	6	0	0	5
DOMESTIC ABUSE	1	6	3	4	3	1	0	0	3
OTHER	4	11	12	3	3	0	0	0	-1
TOTALS FOR PERIOD	121	343	324	140	115	23	2	1	19
SEVIER COUNTY									
EQUITY	18	16	26	8	6	1	1	13	-10
DIVORCE	49	109	126	32	29	3	0	0	-17
CUSTODY OR SUPPORT	41	77	80	38	30	6	2	5	-3
RECIPROCAL IN	2	9	8	3	3	0	0	0	1
RECIPROCAL OUT	0	0	0	0	0	0	0	0	0
PATERNITY	7	2	5	4	0	4	0	0	-3
DOMESTIC ABUSE	2	16	16	2	1	1	0	0	0
OTHER	6	16	14	8	6	1	1	13	2
TOTALS FOR PERIOD	125	245	275	95	75	16	4	4	-30
NINTH CIRCUIT WEST									
EQUITY	57	72	88	41	29	8	4	10	-16
DIVORCE	141	380	390	131	113	16	2	2	-10
CUSTODY OR SUPPORT	96	262	248	110	87	19	4	4	14
RECIPROCAL IN	7	20	16	11	10	1	0	0	4
RECIPROCAL OUT	0	0	0	0	0	0	0	0	0
PATERNITY	21	29	28	22	12	10	0	0	1
DOMESTIC ABUSE	4	38	31	11	8	3	0	0	7
OTHER	13	34	33	14	9	2	3	21	1
TOTALS FOR PERIOD	339	835	834	340	268	59	13	4	1
TENTH CIRCUIT									
ASHLEY COUNTY DIVISION 1									
EQUITY	7	15	12	10	7	2	1	10	3
DIVORCE	64	149	136	77	68	7	2	3	13
CUSTODY OR SUPPORT	27	21	31	17	11	4	2	12	-10
RECIPROCAL IN	0	5	1	4	4	0	0	0	4
RECIPROCAL OUT	2	1	2	1	1	0	0	0	-1
PATERNITY	1	1	1	1	1	0	0	0	0
DOMESTIC ABUSE	0	2	0	2	2	0	0	0	2
OTHER	8	12	12	8	5	1	2	25	0
TOTALS FOR PERIOD	109	206	195	120	99	14	7	6	11

CHANCERY CIRCUITS FROM 07/01/91 THROUGH 06/30/92

CIRCUIT AND COUNTY	CASES PENDING START	CASES FILED	CASES TERMI-NATED	CASES PENDING AT END	AGE OF ALL CASES PENDING LESS 1 YR.	1-2 YRS.	OVER 2 YRS.	% OVER 2 YRS.	CHANGE IN CASES PENDING
ASHLEY COUNTY DIVISION 2									
EQUITY	13	14	17	10	8	2	0	0	-3
DIVORCE	66	148	148	66	54	12	0	0	0
CUSTODY OR SUPPORT	12	17	17	12	10	2	0	0	0
RECIPROCAL IN	5	3	2	6	3	3	0	0	1
RECIPROCAL OUT	0	0	0	0	0	0	0	0	0
PATERNITY	0	1	1	0	0	0	0	0	0
DOMESTIC ABUSE	2	5	5	2	2	0	0	0	0
OTHER	8	17	19	6	6	0	0	0	-2
TOTALS FOR PERIOD	106	205	209	102	83	19	0	0	-4
ASHLEY COUNTY DIVISION 3									
EQUITY	0	0	0	0	0	0	0	0	0
DIVORCE	0	0	0	0	0	0	0	0	0
CUSTODY OR SUPPORT	1	4	3	2	2	0	0	0	1
RECIPROCAL IN	0	6	2	4	4	0	0	0	4
RECIPROCAL OUT	2	2	2	2	1	0	1	50	0
PATERNITY	40	41	40	41	24	10	7	17	1
DOMESTIC ABUSE	0	0	0	0	0	0	0	0	0
OTHER	0	0	0	0	0	0	0	0	0
TOTALS FOR PERIOD	43	53	47	49	31	10	8	16	6
ASHLEY COUNTY									
EQUITY	20	29	29	20	15	4	1	5	0
DIVORCE	130	297	284	143	122	19	2	1	13
CUSTODY OR SUPPORT	40	42	51	31	23	6	2	6	-9
RECIPROCAL IN	5	14	5	14	11	3	0	0	9
RECIPROCAL OUT	4	3	4	3	2	0	1	33	-1
PATERNITY	41	43	42	42	25	10	7	17	1
DOMESTIC ABUSE	2	7	5	4	4	0	0	0	2
OTHER	16	29	31	14	11	1	2	14	-2
TOTALS FOR PERIOD	258	464	451	271	213	43	15	6	13
BRADLEY COUNTY DIVISION 1									
EQUITY	5	4	8	1	1	0	0	0	-4
DIVORCE	23	50	54	19	15	0	4	21	-4
CUSTODY OR SUPPORT	15	22	18	19	12	1	6	32	4
RECIPROCAL IN	2	0	1	1	0	0	1	100	-1
RECIPROCAL OUT	0	1	0	1	1	0	0	0	1
PATERNITY	4	0	4	0	0	0	0	0	-4
DOMESTIC ABUSE	0	7	7	0	0	0	0	0	0
OTHER	1	3	1	3	2	1	0	0	2
TOTALS FOR PERIOD	50	87	93	44	31	2	11	25	-6

CHANCERY CIRCUITS FROM 07/01/91 THROUGH 06/30/92

CIRCUIT AND COUNTY	CASES PENDING START	CASES FILED	CASES TERMI-NATED	CASES PENDING AT END	AGE OF ALL CASES PENDING LESS 1 YR.	1-2 YRS.	OVER 2 YRS.	% OVER 2 YRS.	CHANGE IN CASES PENDING
BRADLEY COUNTY DIVISION 2									
EQUITY	7	10	15	2	2	0	0	0	-5
DIVORCE	18	44	50	12	10	2	0	0	-6
CUSTODY OR SUPPORT	10	21	24	7	7	0	0	0	-3
RECIPROCAL IN	0	1	1	0	0	0	0	0	0
RECIPROCAL OUT	0	0	0	0	0	0	0	0	0
PATERNITY	0	0	0	0	0	0	0	0	0
DOMESTIC ABUSE	1	1	1	1	0	1	0	0	0
OTHER	1	3	1	3	2	0	1	33	2
TOTALS FOR PERIOD	37	80	92	25	21	3	1	4	-12
BRADLEY COUNTY DIVISION 3									
EQUITY	0	0	0	0	0	0	0	0	0
DIVORCE	0	1	1	0	0	0	0	0	0
CUSTODY OR SUPPORT	6	35	29	12	8	2	2	17	6
RECIPROCAL IN	1	0	0	1	0	1	0	0	0
RECIPROCAL OUT	0	0	0	0	0	0	0	0	0
PATERNITY	6	74	46	34	31	1	2	6	28
DOMESTIC ABUSE	0	1	1	0	0	0	0	0	0
OTHER	1	0	1	0	0	0	0	0	-1
TOTALS FOR PERIOD	14	111	78	47	39	4	4	9	33
BRADLEY COUNTY									
EQUITY	12	14	23	3	3	0	0	0	-9
DIVORCE	41	95	105	31	25	2	4	13	-10
CUSTODY OR SUPPORT	31	78	71	38	27	3	8	21	7
RECIPROCAL IN	3	1	2	2	0	1	1	50	-1
RECIPROCAL OUT	0	1	0	1	1	0	0	0	1
PATERNITY	10	74	50	34	31	1	2	6	24
DOMESTIC ABUSE	1	9	9	1	0	1	0	0	0
OTHER	3	6	3	6	4	1	1	17	3
TOTALS FOR PERIOD	101	278	263	116	91	9	16	14	15
CHICOT COUNTY DIVISION 1									
EQUITY	14	17	21	10	5	3	2	20	-4
DIVORCE	21	49	47	23	19	4	0	0	2
CUSTODY OR SUPPORT	8	17	11	14	11	3	0	0	6
RECIPROCAL IN	0	0	0	0	0	0	0	0	0
RECIPROCAL OUT	0	0	0	0	0	0	0	0	0
PATERNITY	1	1	1	1	1	0	0	0	0
DOMESTIC ABUSE	0	0	0	0	0	0	0	0	0
OTHER	2	10	6	6	5	1	0	0	4
TOTALS FOR PERIOD	46	94	86	54	41	11	2	4	8

CHANCERY CIRCUITS FROM 07/01/91 THROUGH 06/30/92

CIRCUIT AND COUNTY	CASES PENDING START	CASES FILED	CASES TERMI-NATED	CASES PENDING AT END	AGE OF ALL CASES PENDING LESS 1 YR.	1-2 YRS.	OVER 2 YRS.	% OVER 2 YRS.	CHANGE IN CASES PENDING
CHICOT COUNTY DIVISION 2									
EQUITY	13	4	14	3	1	1	1	33	-10
DIVORCE	29	54	54	29	25	4	0	0	0
CUSTODY OR SUPPORT	9	25	23	11	9	2	0	0	2
RECIPROCAL IN	0	2	0	2	2	0	0	0	2
RECIPROCAL OUT	0	2	2	0	0	0	0	0	0
PATERNITY	0	1	1	0	0	0	0	0	0
DOMESTIC ABUSE	0	1	1	0	0	0	0	0	0
OTHER	5	5	7	3	1	1	1	33	-2
TOTALS FOR PERIOD	56	94	102	48	38	8	2	4	-8
CHICOT COUNTY DIVISION 3									
EQUITY	0	0	0	0	0	0	0	0	0
DIVORCE	0	0	0	0	0	0	0	0	0
CUSTODY OR SUPPORT	59	75	76	58	20	18	20	34	-1
RECIPROCAL IN	2	10	8	4	3	0	1	25	2
RECIPROCAL OUT	3	0	0	3	0	0	3	100	0
PATERNITY	51	108	90	69	43	24	2	3	18
DOMESTIC ABUSE	0	0	0	0	0	0	0	0	0
OTHER	0	1	1	0	0	0	0	0	0
TOTALS FOR PERIOD	115	194	175	134	66	42	26	19	19
CHICOT COUNTY									
EQUITY	27	21	35	13	6	4	3	23	-14
DIVORCE	50	103	101	52	44	8	0	0	2
CUSTODY OR SUPPORT	76	117	110	83	40	23	20	24	7
RECIPROCAL IN	2	12	8	6	5	0	1	17	4
RECIPROCAL OUT	3	2	2	3	0	0	3	100	0
PATERNITY	52	110	92	70	44	24	2	3	18
DOMESTIC ABUSE	0	1	1	0	0	0	0	0	0
OTHER	7	16	14	9	6	2	1	11	2
TOTALS FOR PERIOD	217	382	363	236	145	61	30	13	19
DESHA COUNTY DIVISION 1									
EQUITY	7	15	14	8	6	1	1	13	1
DIVORCE	39	68	70	37	29	5	3	8	-2
CUSTODY OR SUPPORT	23	53	38	38	32	2	4	11	15
RECIPROCAL IN	0	3	0	3	3	0	0	0	3
RECIPROCAL OUT	0	0	0	0	0	0	0	0	0
PATERNITY	3	2	3	2	2	0	0	0	-1
DOMESTIC ABUSE	0	4	3	1	1	0	0	0	1
OTHER	3	12	9	6	4	2	0	0	3
TOTALS FOR PERIOD	75	157	137	95	77	10	8	8	20

CHANCERY CIRCUITS FROM 07/01/91 THROUGH 06/30/92

CIRCUIT AND COUNTY	CASES PENDING START	CASES FILED	CASES TERMI-NATED	CASES PENDING AT END	AGE OF ALL CASES PENDING LESS 1 YR.	1-2 YRS.	OVER 2 YRS.	% OVER 2 YRS.	CHANGE IN CASES PENDING
DESHA COUNTY DIVISION 2									
EQUITY	7	9	9	7	3	1	3	43	0
DIVORCE	50	73	80	43	31	11	1	2	-7
CUSTODY OR SUPPORT	20	46	42	24	20	4	0	0	4
RECIPROCAL IN	0	1	0	1	1	0	0	0	1
RECIPROCAL OUT	0	0	0	0	0	0	0	0	0
PATERNITY	5	1	6	0	0	0	0	0	-5
DOMESTIC ABUSE	0	3	2	1	1	0	0	0	1
OTHER	2	18	8	12	11	1	0	0	10
TOTALS FOR PERIOD	84	151	147	83	67	17	4	5	4
DESHA COUNTY DIVISION 3									
EQUITY	0	0	0	0	0	0	0	0	0
DIVORCE	0	2	2	0	0	0	0	0	0
CUSTODY OR SUPPORT	30	97	75	52	38	11	3	6	22
RECIPROCAL IN	1	18	4	15	14	1	0	0	14
RECIPROCAL OUT	0	0	0	0	0	0	0	0	0
PATERNITY	39	135	103	71	58	8	5	7	32
DOMESTIC ABUSE	1	0	0	1	0	0	1	100	0
OTHER	0	0	0	0	0	0	0	0	0
TOTALS FOR PERIOD	71	252	184	139	110	20	9	6	68
DESHA COUNTY									
EQUITY	14	24	23	15	9	2	4	27	1
DIVORCE	89	143	152	80	60	16	4	5	-9
CUSTODY OR SUPPORT	73	196	155	114	90	17	7	6	41
RECIPROCAL IN	1	22	4	19	18	1	0	0	18
RECIPROCAL OUT	0	0	0	0	0	0	0	0	0
PATERNITY	47	138	112	73	60	8	5	7	26
DOMESTIC ABUSE	1	7	5	3	2	0	1	33	2
OTHER	5	30	17	18	15	3	0	0	13
TOTALS FOR PERIOD	230	560	468	322	254	47	21	7	92
DREW COUNTY DIVISION 1									
EQUITY	10	7	11	6	1	3	2	33	-4
DIVORCE	35	82	86	31	27	4	0	0	-4
CUSTODY OR SUPPORT	13	29	27	15	7	5	3	20	2
RECIPROCAL IN	0	2	1	1	1	0	0	0	1
RECIPROCAL OUT	0	1	1	0	0	0	0	0	0
PATERNITY	0	1	1	0	0	0	0	0	0
DOMESTIC ABUSE	1	37	25	13	13	0	0	0	12
OTHER	0	7	4	3	3	0	0	0	3
TOTALS FOR PERIOD	59	166	156	69	52	12	5	7	10

CHANCERY CIRCUITS FROM 07/01/91 THROUGH 06/30/92

CIRCUIT AND COUNTY	CASES PENDING START	CASES FILED	CASES TERMI-NATED	CASES PENDING AT END	AGE OF ALL CASES PENDING LESS 1 YR.	1-2 YRS.	OVER 2 YRS.	% OVER 2 YRS.	CHANGE IN CASES PENDING
DREW COUNTY	DIVISION 2								
EQUITY	9	7	11	5	3	2	0	0	-4
DIVORCE	36	73	74	35	33	1	1	3	-1
CUSTODY OR SUPPORT	13	25	25	13	12	1	0	0	0
RECIPROCAL IN	1	0	1	0	0	0	0	0	-1
RECIPROCAL OUT	0	0	0	0	0	0	0	0	0
PATERNITY	9	0	9	0	0	0	0	0	-9
DOMESTIC ABUSE	3	4	5	2	1	1	0	0	-1
OTHER	2	1	2	1	1	0	0	0	-1
TOTALS FOR PERIOD	73	110	127	56	50	5	1	2	-17
DREW COUNTY	DIVISION 3								
EQUITY	0	0	0	0	0	0	0	0	0
DIVORCE	0	0	0	0	0	0	0	0	0
CUSTODY OR SUPPORT	16	39	30	25	16	6	3	12	9
RECIPROCAL IN	0	2	0	2	2	0	0	0	2
RECIPROCAL OUT	1	1	2	0	0	0	0	0	-1
PATERNITY	28	118	91	55	45	8	2	4	27
DOMESTIC ABUSE	0	2	2	0	0	0	0	0	0
OTHER	0	0	0	0	0	0	0	0	0
TOTALS FOR PERIOD	45	162	125	82	63	14	5	6	37
DREW COUNTY									
EQUITY	19	14	22	11	4	5	2	18	-8
DIVORCE	71	155	160	66	60	5	1	2	-5
CUSTODY OR SUPPORT	42	93	82	53	35	12	6	11	11
RECIPROCAL IN	1	4	2	3	3	0	0	0	2
RECIPROCAL OUT	1	2	3	0	0	0	0	0	-1
PATERNITY	37	119	101	55	45	8	2	4	18
DOMESTIC ABUSE	4	43	32	15	14	1	0	0	11
OTHER	2	3	6	4	4	0	0	0	2
TOTALS FOR PERIOD	177	438	408	207	165	31	11	5	30
TENTH CIRCUIT									
EQUITY	92	102	132	62	37	15	10	16	-30
DIVORCE	381	793	802	372	311	50	11	3	-9
CUSTODY OR SUPPORT	262	526	469	319	215	61	43	13	57
RECIPROCAL IN	12	53	21	44	37	5	2	5	32
RECIPROCAL OUT	8	8	9	7	3	0	4	57	-1
PATERNITY	187	484	397	274	205	51	18	7	87
DOMESTIC ABUSE	8	67	52	23	20	2	1	4	15
OTHER	33	89	71	51	40	7	4	8	18
TOTALS FOR PERIOD	983	2122	1953	1152	868	191	93	8	169

CHANCERY CIRCUITS FROM 07/01/91 THROUGH 06/30/92

CIRCUIT AND COUNTY	CASES PENDING START	CASES FILED	CASES TERMI-NATED	CASES PENDING AT END	AGE OF ALL CASES PENDING LESS 1 YR.	1-2 YRS.	OVER 2 YRS.	% OVER 2 YRS.	CHANGE IN CASES PENDING
ELEVENTH CIRCUIT EAST									
ARKANSAS COUNTY									
EQUITY	38	39	48	29	19	6	4	14	-9
DIVORCE	143	210	263	90	73	10	7	8	-53
CUSTODY OR SUPPORT	170	309	342	137	104	23	10	7	-33
RECIPROCAL IN	6	11	13	4	3	1	0	0	-2
RECIPROCAL OUT	4	10	12	2	2	0	0	0	-2
PATERNITY	61	108	119	50	42	7	1	2	-11
DOMESTIC ABUSE	5	10	11	4	4	0	0	0	-1
OTHER	32	54	53	33	24	2	7	21	1
TOTALS FOR PERIOD	459	751	861	349	271	49	29	8	-110
ELEVENTH CIRCUIT EAST									
EQUITY	38	39	48	29	19	6	4	14	-9
DIVORCE	143	210	263	90	73	10	7	8	-53
CUSTODY OR SUPPORT	170	309	342	137	104	23	10	7	-33
RECIPROCAL IN	6	11	13	4	3	1	0	0	-2
RECIPROCAL OUT	4	10	12	2	2	0	0	0	-2
PATERNITY	61	108	119	50	42	7	1	2	-11
DOMESTIC ABUSE	5	10	11	4	4	0	0	0	-1
OTHER	32	54	53	33	24	2	7	21	1
TOTALS FOR PERIOD	459	751	861	349	271	49	29	8	-110
ELEVENTH CIRCUIT WEST									
JEFFERSON COUNTY DIVISION 1									
EQUITY	22	68	66	24	22	1	1	4	2
DIVORCE	84	304	307	81	78	2	1	1	-3
CUSTODY OR SUPPORT	49	265	247	67	63	3	1	1	18
RECIPROCAL IN	3	14	6	11	8	2	1	9	8
RECIPROCAL OUT	0	11	9	2	2	0	0	0	2
PATERNITY	0	1	1	0	0	0	0	0	0
DOMESTIC ABUSE	6	171	167	10	9	1	0	0	4
OTHER	26	43	45	24	19	3	2	8	-2
TOTALS FOR PERIOD	190	877	848	219	201	12	6	3	29
JEFFERSON COUNTY DIVISION 2									
EQUITY	21	62	49	34	30	4	0	0	13
DIVORCE	111	314	310	115	107	8	0	0	4
CUSTODY OR SUPPORT	23	166	144	45	39	5	1	2	22
RECIPROCAL IN	0	2	2	0	0	0	0	0	0
RECIPROCAL OUT	0	2	2	0	0	0	0	0	0
PATERNITY	0	0	0	0	0	0	0	0	0
DOMESTIC ABUSE	8	169	167	10	10	0	0	0	2
OTHER	19	23	34	8	6	2	0	0	-11
TOTALS FOR PERIOD	182	738	708	212	192	19	1	0	30

CHANCERY CIRCUITS FROM 07/01/91 THROUGH 06/30/92

CIRCUIT AND COUNTY	CASES PENDING START	CASES FILED	CASES TERMI-NATED	CASES PENDING AT END	AGE OF ALL CASES PENDING LESS 1 YR.	1-2 YRS.	OVER 2 YRS.	% OVER 2 YRS.	CHANGE IN CASES PENDING
JEFFERSON COUNTY DIVISION 3									
EQUITY	29	49	43	35	22	9	4	11	6
DIVORCE	138	178	206	110	88	17	5	5	-28
CUSTODY OR SUPPORT	53	152	106	99	88	9	2	2	46
RECIPROCAL IN	5	15	12	8	8	0	0	0	3
RECIPROCAL OUT	0	10	7	3	3	0	0	0	3
PATERNITY	4	1	4	1	1	0	0	0	-3
DOMESTIC ABUSE	8	77	77	8	5	2	1	13	0
OTHER	32	23	31	24	12	7	5	21	-8
TOTALS FOR PERIOD	269	505	486	288	227	44	17	6	19
JEFFERSON COUNTY DIVISION 4									
EQUITY	0	0	0	0	0	0	0	0	0
DIVORCE	0	0	0	0	0	0	0	0	0
CUSTODY OR SUPPORT	281	803	777	307	241	55	11	4	26
RECIPROCAL IN	24	21	20	25	9	14	2	8	1
RECIPROCAL OUT	2	30	29	3	3	0	0	0	1
PATERNITY	315	489	498	306	185	72	49	16	-9
DOMESTIC ABUSE	1	0	1	0	0	0	0	0	-1
OTHER	0	1	0	1	1	0	0	0	1
TOTALS FOR PERIOD	623	1344	1325	642	439	141	62	10	19
JEFFERSON COUNTY									
EQUITY	72	179	158	93	74	14	5	5	21
DIVORCE	333	796	823	306	273	27	6	2	-27
CUSTODY OR SUPPORT	406	1386	1274	518	439	72	15	3	112
RECIPROCAL IN	32	52	40	44	25	16	3	7	12
RECIPROCAL OUT	2	53	47	8	8	0	0	0	6
PATERNITY	319	491	503	307	186	72	49	16	-12
DOMESTIC ABUSE	23	417	412	28	24	3	1	4	5
OTHER	77	90	110	57	38	12	7	12	-20
TOTALS FOR PERIOD	1264	3464	3367	1361	1059	216	86	6	97
LINCOLN COUNTY DIVISION 1									
EQUITY	7	9	11	5	4	0	1	20	-2
DIVORCE	8	34	31	11	10	1	0	0	3
CUSTODY OR SUPPORT	10	28	25	13	11	2	0	0	3
RECIPROCAL IN	0	0	0	0	0	0	0	0	0
RECIPROCAL OUT	0	0	0	0	0	0	0	0	0
PATERNITY	2	0	1	1	0	0	1	100	-1
DOMESTIC ABUSE	2	12	13	1	1	0	0	0	-1
OTHER	1	4	2	3	2	0	1	33	2
TOTALS FOR PERIOD	30	87	83	34	28	3	3	9	4

CHANCERY CIRCUITS FROM 07/01/91 THROUGH 06/30/92

CIRCUIT AND COUNTY	CASES PENDING START	CASES FILED	CASES TERMI-NATED	CASES PENDING AT END	AGE OF ALL CASES PENDING LESS 1 YR.	1-2 YRS.	OVER 2 YRS.	% OVER 2 YRS.	CHANGE IN CASES PENDING
LINCOLN COUNTY DIVISION 2									
EQUITY	2	7	4	5	4	0	1	20	3
DIVORCE	12	33	35	10	9	1	0	0	-2
CUSTODY OR SUPPORT	13	23	21	15	10	3	2	13	2
RECIPROCAL IN	0	0	0	0	0	0	0	0	0
RECIPROCAL OUT	0	0	0	0	0	0	0	0	0
PATERNITY	0	0	0	0	0	0	0	0	0
DOMESTIC ABUSE	0	13	10	3	3	0	0	0	3
OTHER	1	3	4	0	0	0	0	0	-1
TOTALS FOR PERIOD	28	79	74	33	26	4	3	9	5
LINCOLN COUNTY DIVISION 3									
EQUITY	1	2	0	3	2	1	0	0	2
DIVORCE	23	33	21	35	18	10	7	20	12
CUSTODY OR SUPPORT	6	11	6	11	6	5	0	0	5
RECIPROCAL IN	0	0	0	0	0	0	0	0	0
RECIPROCAL OUT	0	0	0	0	0	0	0	0	0
PATERNITY	1	0	1	0	0	0	0	0	-1
DOMESTIC ABUSE	0	9	7	2	2	0	0	0	2
OTHER	2	6	3	5	4	1	0	0	3
TOTALS FOR PERIOD	33	61	38	56	32	17	7	13	23
LINCOLN COUNTY DIVISION 4									
EQUITY	0	0	0	0	0	0	0	0	0
DIVORCE	1	0	0	1	0	1	0	0	0
CUSTODY OR SUPPORT	8	27	21	14	9	4	1	7	6
RECIPROCAL IN	5	0	1	4	0	2	2	50	-1
RECIPROCAL OUT	0	0	0	0	0	0	0	0	0
PATERNITY	18	13	12	19	4	3	12	63	1
DOMESTIC ABUSE	0	1	1	0	0	0	0	0	0
OTHER	0	0	0	0	0	0	0	0	0
TOTALS FOR PERIOD	32	41	35	38	13	10	15	39	6
LINCOLN COUNTY									
EQUITY	10	18	15	13	10	1	2	15	3
DIVORCE	44	100	87	57	37	13	7	12	13
CUSTODY OR SUPPORT	37	89	73	53	36	14	3	6	16
RECIPROCAL IN	5	0	1	4	0	2	2	50	-1
RECIPROCAL OUT	0	0	0	0	0	0	0	0	0
PATERNITY	21	13	14	20	4	3	13	65	-1
DOMESTIC ABUSE	2	35	31	6	6	0	0	0	4
OTHER	4	13	9	8	6	1	1	13	4
TOTALS FOR PERIOD	123	268	230	161	99	34	28	17	38

CHANCERY CIRCUITS FROM 07/01/91 THROUGH 06/30/92

CIRCUIT AND COUNTY	CASES PENDING START	CASES FILED	CASES TERMI-NATED	CASES PENDING AT END	AGE OF ALL CASES PENDING LESS 1 YR.	1-2 YRS.	OVER 2 YRS.	% OVER 2 YRS.	CHANGE IN CASES PENDING
ELEVENTH CIRCUIT WEST									
EQUITY	82	197	173	106	84	15	7	7	24
DIVORCE	377	896	910	363	310	40	13	4	-14
CUSTODY OR SUPPORT	443	1475	1347	571	467	86	18	3	128
RECIPROCAL IN	37	52	41	48	25	18	5	10	11
RECIPROCAL OUT	2	53	47	8	8	0	0	0	6
PATERNITY	340	504	517	327	190	75	62	19	-13
DOMESTIC ABUSE	25	452	443	34	30	3	1	3	9
OTHER	81	103	119	65	44	13	8	12	-16
TOTALS FOR PERIOD	1387	3732	3597	1522	1158	250	114	7	135
TWELFTH CIRCUIT									
CRAWFORD COUNTY DIVISION 1									
EQUITY	42	29	43	28	13	11	4	14	-14
DIVORCE	95	159	184	70	57	13	0	0	-25
CUSTODY OR SUPPORT	85	73	100	58	45	11	2	3	-27
RECIPROCAL IN	4	1	3	2	1	1	0	0	-2
RECIPROCAL OUT	3	0	0	3	0	3	0	0	0
PATERNITY	13	12	18	7	6	1	0	0	-6
DOMESTIC ABUSE	1	0	0	1	0	0	1	100	0
OTHER	34	29	32	31	17	9	5	16	-3
TOTALS FOR PERIOD	277	303	380	200	139	49	12	6	-77
CRAWFORD COUNTY DIVISION 2									
EQUITY	20	22	34	8	5	2	1	13	-12
DIVORCE	112	155	188	79	60	18	1	1	-33
CUSTODY OR SUPPORT	64	70	91	43	31	11	1	2	-21
RECIPROCAL IN	2	7	7	2	2	0	0	0	0
RECIPROCAL OUT	1	1	1	1	0	1	0	0	0
PATERNITY	18	20	30	8	7	0	1	13	-10
DOMESTIC ABUSE	0	0	0	0	0	0	0	0	0
OTHER	22	25	35	12	7	5	0	0	-10
TOTALS FOR PERIOD	239	300	386	153	112	37	4	3	-86
CRAWFORD COUNTY DIVISION 3									
EQUITY	0	24	13	11	11	0	0	0	11
DIVORCE	0	156	104	52	52	0	0	0	52
CUSTODY OR SUPPORT	0	68	38	30	30	0	0	0	30
RECIPROCAL IN	0	5	4	1	1	0	0	0	1
RECIPROCAL OUT	0	2	2	0	0	0	0	0	0
PATERNITY	0	21	13	8	8	0	0	0	8
DOMESTIC ABUSE	0	0	0	0	0	0	0	0	0
OTHER	0	22	15	7	7	0	0	0	7
TOTALS FOR PERIOD	0	298	189	109	109	0	0	0	109

CHANCERY CIRCUITS FROM 07/01/91 THROUGH 06/30/92

CIRCUIT AND COUNTY	CASES PENDING START	CASES FILED	CASES TERMI-NATED	CASES PENDING AT END	AGE OF ALL CASES PENDING LESS 1 YR.	1-2 YRS.	OVER 2 YRS.	% OVER 2 YRS.	CHANGE IN CASES PENDING
CRAWFORD COUNTY DIVISION 4									
EQUITY	0	6	6	0	0	0	0	0	0
DIVORCE	0	52	33	19	19	0	0	0	19
CUSTODY OR SUPPORT	0	23	12	11	11	0	0	0	11
RECIPROCAL IN	0	0	0	0	0	0	0	0	0
RECIPROCAL OUT	0	0	0	0	0	0	0	0	0
PATERNITY	0	4	3	1	1	0	0	0	1
DOMESTIC ABUSE	0	0	0	0	0	0	0	0	0
OTHER	0	3	2	1	1	0	0	0	1
TOTALS FOR PERIOD	0	88	56	32	32	0	0	0	32
CRAWFORD COUNTY									
EQUITY	62	81	96	47	29	13	5	11	-15
DIVORCE	207	522	509	220	188	31	1	0	13
CUSTODY OR SUPPORT	149	234	241	142	117	22	3	2	-7
RECIPROCAL IN	6	13	14	5	4	1	0	0	-1
RECIPROCAL OUT	4	3	3	4	0	4	0	0	0
PATERNITY	31	57	64	24	22	1	1	4	-7
DOMESTIC ABUSE	1	0	0	1	0	0	1	100	0
OTHER	56	79	84	51	32	14	5	10	-5
TOTALS FOR PERIOD	516	989	1011	494	392	86	16	3	-22
SEBASTIAN COUNTY DIVISION 1									
EQUITY	73	56	91	38	24	11	3	8	-35
DIVORCE	225	358	432	151	123	26	2	1	-74
CUSTODY OR SUPPORT	172	182	239	115	96	13	6	5	-57
RECIPROCAL IN	11	8	14	5	3	2	0	0	-6
RECIPROCAL OUT	1	2	3	0	0	0	0	0	-1
PATERNITY	67	41	83	25	20	5	0	0	-42
DOMESTIC ABUSE	0	2	1	1	1	0	0	0	1
OTHER	59	53	76	36	22	9	5	14	-23
TOTALS FOR PERIOD	608	702	939	371	239	66	16	4	-237
SEBASTIAN COUNTY DIVISION 2									
EQUITY	59	43	79	23	15	6	2	9	-36
DIVORCE	235	375	449	161	135	23	3	2	-74
CUSTODY OR SUPPORT	159	197	223	133	98	24	11	8	-26
RECIPROCAL IN	7	8	11	4	3	1	0	0	-3
RECIPROCAL OUT	3	3	6	0	0	0	0	0	-3
PATERNITY	47	41	64	24	17	4	3	13	-23
DOMESTIC ABUSE	1	0	0	1	0	0	1	100	0
OTHER	33	50	47	36	25	9	2	6	3
TOTALS FOR PERIOD	544	717	879	382	293	67	22	6	-162

CHANCERY CIRCUITS FROM 07/01/91 THROUGH 06/30/92

CIRCUIT AND COUNTY	CASES PENDING START	CASES FILED	CASES TERMI-NATED	CASES PENDING AT END	AGE OF ALL CASES PENDING LESS 1 YR.	1-2 YRS.	OVER 2 YRS.	% OVER 2 YRS.	CHANGE IN CASES PENDING
SEBASTIAN COUNTY DIVISION 3									
EQUITY	30	54	53	31	26	2	3	10	1
DIVORCE	47	355	278	124	119	5	0	0	77
CUSTODY OR SUPPORT	36	200	110	126	110	12	4	3	90
RECIPROCAL IN	3	14	8	9	9	0	0	0	6
RECIPROCAL OUT	1	5	5	1	1	0	0	0	0
PATERNITY	16	37	30	23	18	4	1	4	7
DOMESTIC ABUSE	0	1	0	1	1	0	0	0	1
OTHER	17	32	33	16	11	2	3	19	-1
TOTALS FOR PERIOD	150	698	517	331	295	25	11	3	181
SEBASTIAN COUNTY DIVISION 4									
EQUITY	0	15	6	9	9	0	0	0	9
DIVORCE	0	127	79	48	48	0	0	0	48
CUSTODY OR SUPPORT	0	53	25	28	28	0	0	0	28
RECIPROCAL IN	0	3	1	2	2	0	0	0	2
RECIPROCAL OUT	0	2	2	0	0	0	0	0	0
PATERNITY	0	13	11	2	2	0	0	0	2
DOMESTIC ABUSE	0	1	1	0	0	0	0	0	0
OTHER	0	8	1	7	7	0	0	0	7
TOTALS FOR PERIOD	0	222	126	96	96	0	0	0	96
SEBASTIAN COUNTY									
EQUITY	162	168	229	101	74	19	8	8	-61
DIVORCE	507	1215	1238	484	425	54	5	1	-23
CUSTODY OR SUPPORT	367	632	597	402	332	49	21	5	35
RECIPROCAL IN	21	33	34	20	17	3	0	0	-1
RECIPROCAL OUT	5	12	16	1	1	0	0	0	-4
PATERNITY	130	132	188	74	57	13	4	5	-56
DOMESTIC ABUSE	1	4	2	3	2	0	1	33	2
OTHER	109	143	157	95	65	20	10	11	-14
TOTALS FOR PERIOD	1302	2339	2461	1160	973	158	49	4	-122
TWELFTH CIRCUIT									
EQUITY	224	249	325	148	103	32	13	9	-76
DIVORCE	714	1737	1747	704	613	85	6	1	-10
CUSTODY OR SUPPORT	516	866	838	544	449	71	24	4	28
RECIPROCAL IN	27	46	48	25	21	4	0	0	-2
RECIPROCAL OUT	9	15	19	5	1	4	0	0	-4
PATERNITY	161	189	252	98	79	14	5	5	-63
DOMESTIC ABUSE	2	4	2	4	2	0	2	50	2
OTHER	165	222	241	146	97	34	15	10	-19
TOTALS FOR PERIOD	1818	3328	3472	1674	1365	244	65	4	-144

CHANCERY CIRCUITS FROM 07/01/91 THROUGH 06/30/92

CIRCUIT AND COUNTY	CASES PENDING START	CASES FILED	CASES TERMI-NATED	CASES PENDING AT END	AGE OF ALL CASES PENDING LESS 1 YR.	1-2 YRS.	OVER 2 YRS.	% OVER 2 YRS.	CHANGE IN CASES PENDING
THIRTEENTH CIRCUIT									
CALHOUN COUNTY DIVISION 1									
EQUITY	13	10	8	15	7	7	1	7	2
DIVORCE	15	35	28	22	15	6	1	5	7
CUSTODY OR SUPPORT	15	7	11	11	4	3	4	36	-4
RECIPROCAL IN	2	2	3	1	1	0	0	0	-1
RECIPROCAL OUT	0	0	0	0	0	0	0	0	0
PATERNITY	0	0	0	0	0	0	0	0	0
DOMESTIC ABUSE	0	0	0	0	0	0	0	0	0
OTHER	2	3	3	2	1	0	1	50	0
TOTALS FOR PERIOD	47	57	53	51	28	16	7	14	4
CALHOUN COUNTY DIVISION 2									
EQUITY	0	0	0	0	0	0	0	0	0
DIVORCE	4	1	3	2	1	1	0	0	-2
CUSTODY OR SUPPORT	1	1	2	0	0	0	0	0	-1
RECIPROCAL IN	0	0	0	0	0	0	0	0	0
RECIPROCAL OUT	0	0	0	0	0	0	0	0	0
PATERNITY	0	0	0	0	0	0	0	0	0
DOMESTIC ABUSE	0	0	0	0	0	0	0	0	0
OTHER	0	0	0	0	0	0	0	0	0
TOTALS FOR PERIOD	5	2	5	2	1	1	0	0	-3
CALHOUN COUNTY DIVISION 3									
EQUITY	0	0	0	0	0	0	0	0	0
DIVORCE	0	2	1	1	1	0	0	0	1
CUSTODY OR SUPPORT	11	2	8	5	0	5	0	0	-6
RECIPROCAL IN	0	0	0	0	0	0	0	0	0
RECIPROCAL OUT	0	0	0	0	0	0	0	0	0
PATERNITY	4	14	13	5	5	0	0	0	1
DOMESTIC ABUSE	0	0	0	0	0	0	0	0	0
OTHER	0	0	0	0	0	0	0	0	0
TOTALS FOR PERIOD	15	18	22	11	6	5	0	0	-4
CALHOUN COUNTY									
EQUITY	13	10	8	15	7	7	1	7	2
DIVORCE	19	38	32	25	17	7	1	4	6
CUSTODY OR SUPPORT	27	10	21	16	4	8	4	25	-11
RECIPROCAL IN	2	2	3	1	1	0	0	0	-1
RECIPROCAL OUT	0	0	0	0	0	0	0	0	0
PATERNITY	4	14	13	5	5	0	0	0	1
DOMESTIC ABUSE	0	0	0	0	0	0	0	0	0
OTHER	2	3	3	2	1	0	1	50	0
TOTALS FOR PERIOD	67	77	80	64	35	22	7	11	-3

CHANCERY CIRCUITS FROM 07/01/91 THROUGH 06/30/92

CIRCUIT AND COUNTY	CASES PENDING START	CASES FILED	CASES TERMI-NATED	CASES PENDING AT END	AGE OF ALL CASES PENDING LESS 1 YR.	1-2 YRS.	OVER 2 YRS.	% OVER 2 YRS.	CHANGE IN CASES PENDING
CLEVELAND COUNTY DIVISION 1									
EQUITY	4	3	2	5	2	1	2	40	1
DIVORCE	12	33	26	19	15	2	2	11	7
CUSTODY OR SUPPORT	6	2	4	4	1	2	1	25	-2
RECIPROCAL IN	0	0	0	0	0	0	0	0	0
RECIPROCAL OUT	0	0	0	0	0	0	0	0	0
PATERNITY	0	0	0	0	0	0	0	0	0
DOMESTIC ABUSE	0	0	0	0	0	0	0	0	0
OTHER	7	2	5	4	1	1	2	50	-3
TOTALS FOR PERIOD	29	40	37	32	19	6	7	22	3
CLEVELAND COUNTY DIVISION 2									
EQUITY	2	1	1	2	1	1	0	0	0
DIVORCE	24	29	36	17	7	4	6	35	-7
CUSTODY OR SUPPORT	1	2	1	2	1	0	1	50	1
RECIPROCAL IN	0	0	0	0	0	0	0	0	0
RECIPROCAL OUT	0	0	0	0	0	0	0	0	0
PATERNITY	0	1	1	0	0	0	0	0	0
DOMESTIC ABUSE	0	3	2	1	1	0	0	0	1
OTHER	2	3	3	2	1	0	1	50	0
TOTALS FOR PERIOD	29	39	44	24	11	5	8	33	-5
CLEVELAND COUNTY DIVISION 3									
EQUITY	0	0	0	0	0	0	0	0	0
DIVORCE	0	2	1	1	1	0	0	0	1
CUSTODY OR SUPPORT	12	10	11	11	6	2	3	27	-1
RECIPROCAL IN	0	0	0	0	0	0	0	0	0
RECIPROCAL OUT	0	0	0	0	0	0	0	0	0
PATERNITY	0	10	4	6	6	0	0	0	6
DOMESTIC ABUSE	0	1	0	1	1	0	0	0	1
OTHER	0	0	0	0	0	0	0	0	0
TOTALS FOR PERIOD	12	23	16	19	14	2	3	16	7
CLEVELAND COUNTY									
EQUITY	6	4	3	7	3	2	2	29	1
DIVORCE	36	64	63	37	23	6	8	22	1
CUSTODY OR SUPPORT	19	14	16	17	8	4	5	29	-2
RECIPROCAL IN	0	0	0	0	0	0	0	0	0
RECIPROCAL OUT	0	0	0	0	0	0	0	0	0
PATERNITY	0	11	5	6	6	0	0	0	6
DOMESTIC ABUSE	0	4	2	2	2	0	0	0	2
OTHER	9	5	8	6	2	1	3	50	-3
TOTALS FOR PERIOD	70	102	97	75	44	13	18	24	5

CHANCERY CIRCUITS FROM 07/01/91 THROUGH 06/30/92

CIRCUIT AND COUNTY	CASES PENDING START	CASES FILED	CASES TERMI-NATED	CASES PENDING AT END	AGE OF ALL CASES PENDING LESS 1 YR.	1-2 YRS.	OVER 2 YRS.	% OVER 2 YRS.	CHANGE IN CASES PENDING
COLUMBIA COUNTY DIVISION 1									
EQUITY	23	33	37	19	16	3	0	0	-4
DIVORCE	60	117	132	45	33	11	1	2	-15
CUSTODY OR SUPPORT	61	101	101	61	44	7	10	16	0
RECIPROCAL IN	0	5	2	3	3	0	0	0	3
RECIPROCAL OUT	1	2	0	3	2	1	0	0	2
PATERNITY	0	6	0	6	6	0	0	0	6
DOMESTIC ABUSE	0	0	0	0	0	0	0	0	0
OTHER	1	9	4	6	5	0	1	17	5
TOTALS FOR PERIOD	146	273	276	143	109	22	12	8	-3
COLUMBIA COUNTY DIVISION 2									
EQUITY	28	24	29	23	15	7	1	4	-5
DIVORCE	49	122	113	58	49	9	0	0	9
CUSTODY OR SUPPORT	50	102	75	77	58	16	3	4	27
RECIPROCAL IN	1	7	4	4	3	1	0	0	3
RECIPROCAL OUT	2	2	3	1	0	1	0	0	-1
PATERNITY	1	9	3	7	6	1	0	0	6
DOMESTIC ABUSE	0	2	2	0	0	0	0	0	0
OTHER	1	5	3	3	3	0	0	0	2
TOTALS FOR PERIOD	132	273	232	173	134	35	4	2	41
COLUMBIA COUNTY DIVISION 3									
EQUITY	0	0	0	0	0	0	0	0	0
DIVORCE	0	1	1	0	0	0	0	0	0
CUSTODY OR SUPPORT	17	214	166	65	56	9	0	0	48
RECIPROCAL IN	3	7	0	10	7	3	0	0	7
RECIPROCAL OUT	0	4	4	0	0	0	0	0	0
PATERNITY	102	159	147	114	68	30	16	14	12
DOMESTIC ABUSE	0	1	1	0	0	0	0	0	0
OTHER	0	0	0	0	0	0	0	0	0
TOTALS FOR PERIOD	122	386	319	189	131	42	16	8	67
COLUMBIA COUNTY									
EQUITY	51	57	66	42	31	10	1	2	-9
DIVORCE	109	240	246	103	82	20	1	1	-6
CUSTODY OR SUPPORT	128	417	342	203	158	32	13	6	75
RECIPROCAL IN	4	19	6	17	13	4	0	0	13
RECIPROCAL OUT	3	8	7	4	2	2	0	0	1
PATERNITY	103	174	150	127	80	31	16	13	24
DOMESTIC ABUSE	0	3	3	0	0	0	0	0	0
OTHER	2	14	7	9	8	0	1	11	7
TOTALS FOR PERIOD	400	932	827	505	374	99	32	6	105

CHANCERY CIRCUITS FROM 07/01/91 THROUGH 06/30/92

CIRCUIT AND COUNTY	CASES PENDING START	CASES FILED	CASES TERMI-NATED	CASES PENDING AT END	AGE OF ALL CASES PENDING LESS 1 YR.	1-2 YRS.	OVER 2 YRS.	% OVER 2 YRS.	CHANGE IN CASES PENDING
DALLAS COUNTY DIVISION 1									
EQUITY	6	5	8	4	3	0	1	25	-2
DIVORCE	21	32	33	20	16	3	1	5	-1
CUSTODY OR SUPPORT	5	25	11	19	17	1	1	5	14
RECIPROCAL IN	1	1	0	2	1	0	1	50	1
RECIPROCAL OUT	0	0	0	0	0	0	0	0	0
PATERNITY	0	0	0	0	0	0	0	0	0
DOMESTIC ABUSE	0	0	0	0	0	0	0	0	0
OTHER	0	4	1	3	3	0	0	0	3
TOTALS FOR PERIOD	33	68	53	48	40	4	4	8	15
DALLAS COUNTY DIVISION 2									
EQUITY	6	6	5	7	5	2	0	0	1
DIVORCE	24	26	32	18	13	5	0	0	-6
CUSTODY OR SUPPORT	4	21	6	19	18	1	0	0	15
RECIPROCAL IN	0	0	0	0	0	0	0	0	0
RECIPROCAL OUT	0	0	0	0	0	0	0	0	0
PATERNITY	1	0	0	1	0	0	1	100	0
DOMESTIC ABUSE	0	0	0	0	0	0	0	0	0
OTHER	4	9	7	6	5	1	0	0	2
TOTALS FOR PERIOD	39	62	50	51	41	9	1	2	12
DALLAS COUNTY DIVISION 3									
EQUITY	0	0	0	0	0	0	0	0	0
DIVORCE	0	0	0	0	0	0	0	0	0
CUSTODY OR SUPPORT	38	75	41	72	55	13	4	6	34
RECIPROCAL IN	3	1	1	3	1	1	1	33	0
RECIPROCAL OUT	0	1	1	0	0	0	0	0	0
PATERNITY	3	1	1	3	0	1	2	67	0
DOMESTIC ABUSE	0	0	0	0	0	0	0	0	0
OTHER	0	1	1	0	0	0	0	0	0
TOTALS FOR PERIOD	44	79	45	78	56	15	7	9	34
DALLAS COUNTY									
EQUITY	12	12	13	11	8	2	1	9	-1
DIVORCE	45	58	65	38	29	8	1	3	-7
CUSTODY OR SUPPORT	47	121	58	110	90	15	5	5	63
RECIPROCAL IN	4	2	1	5	2	1	2	40	1
RECIPROCAL OUT	0	1	1	0	0	0	0	0	0
PATERNITY	4	1	1	4	0	1	3	75	0
DOMESTIC ABUSE	0	0	0	0	0	0	0	0	0
OTHER	4	14	9	9	8	1	0	0	5
TOTALS FOR PERIOD	116	209	148	177	137	28	12	7	61

CHANCERY CIRCUITS FROM 07/01/91 THROUGH 06/30/92

CIRCUIT AND COUNTY	CASES PENDING START	CASES FILED	CASES TERMI-NATED	CASES PENDING AT END	AGE OF ALL CASES PENDING LESS 1 YR.	1-2 YRS.	OVER 2 YRS.	% OVER 2 YRS.	CHANGE IN CASES PENDING
OUACHITA COUNTY DIVISION 1									
EQUITY	46	82	75	53	41	11	1	2	7
DIVORCE	151	287	296	142	111	31	0	0	-9
CUSTODY OR SUPPORT	67	190	183	74	62	7	5	7	7
RECIPROCAL IN	1	0	0	1	0	1	0	0	0
RECIPROCAL OUT	1	1	1	1	0	1	0	0	0
PATERNITY	0	14	12	2	2	0	0	0	2
DOMESTIC ABUSE	3	2	4	1	0	1	0	0	-2
OTHER	6	10	10	6	4	2	0	0	0
TOTALS FOR PERIOD	275	586	581	280	220	54	6	2	5
OUACHITA COUNTY DIVISION 2									
EQUITY	7	14	12	9	7	2	0	0	2
DIVORCE	2	14	10	6	6	0	0	0	4
CUSTODY OR SUPPORT	4	4	4	4	3	1	0	0	0
RECIPROCAL IN	0	0	0	0	0	0	0	0	0
RECIPROCAL OUT	0	0	0	0	0	0	0	0	0
PATERNITY	0	0	0	0	0	0	0	0	0
DOMESTIC ABUSE	0	0	0	0	0	0	0	0	0
OTHER	0	0	0	0	0	0	0	0	0
TOTALS FOR PERIOD	13	32	26	19	16	3	0	0	6
OUACHITA COUNTY DIVISION 3									
EQUITY	0	1	1	0	0	0	0	0	0
DIVORCE	0	2	2	0	0	0	0	0	0
CUSTODY OR SUPPORT	56	47	69	34	9	15	10	29	-22
RECIPROCAL IN	2	2	3	1	0	1	0	0	-1
RECIPROCAL OUT	0	1	1	0	0	0	0	0	0
PATERNITY	95	88	112	71	20	10	41	58	-24
DOMESTIC ABUSE	0	2	1	1	1	0	0	0	1
OTHER	0	1	0	1	1	0	0	0	1
TOTALS FOR PERIOD	153	144	189	108	31	26	51	47	-45
OUACHITA COUNTY									
EQUITY	53	97	88	62	48	13	1	2	9
DIVORCE	153	303	308	148	117	31	0	0	-5
CUSTODY OR SUPPORT	127	241	256	112	74	23	15	13	-15
RECIPROCAL IN	3	2	3	2	0	2	0	0	-1
RECIPROCAL OUT	1	2	2	1	0	1	0	0	0
PATERNITY	95	102	124	73	22	10	41	56	-22
DOMESTIC ABUSE	3	4	5	2	1	1	0	0	-1
OTHER	6	11	10	7	5	2	0	0	1
TOTALS FOR PERIOD	441	762	796	407	267	83	57	14	-34

CHANCERY CIRCUITS FROM 07/01/91 THROUGH 06/30/92

CIRCUIT AND COUNTY	CASES PENDING START	CASES FILED	CASES TERMI-NATED	CASES PENDING AT END	AGE OF ALL CASES PENDING LESS 1 YR.	1-2 YRS.	OVER 2 YRS.	% OVER 2 YRS.	CHANGE IN CASES PENDING
UNION COUNTY DIVISION 1									
EQUITY	17	20	25	12	10	1	1	8	-5
DIVORCE	26	59	54	31	23	6	2	6	5
CUSTODY OR SUPPORT	12	24	26	10	8	2	0	0	-2
RECIPROCAL IN	0	0	0	0	0	0	0	0	0
RECIPROCAL OUT	0	0	0	0	0	0	0	0	0
PATERNITY	0	0	0	0	0	0	0	0	0
DOMESTIC ABUSE	0	0	0	0	0	0	0	0	0
OTHER	1	3	3	1	0	0	1	100	0
TOTALS FOR PERIOD	56	106	108	54	41	9	4	7	-2
UNION COUNTY DIVISION 2									
EQUITY	60	86	82	64	41	19	4	6	4
DIVORCE	224	373	399	198	150	34	14	7	-26
CUSTODY OR SUPPORT	116	203	203	116	80	24	12	10	0
RECIPROCAL IN	11	3	9	5	3	0	2	40	-6
RECIPROCAL OUT	0	0	0	0	0	0	0	0	0
PATERNITY	4	9	11	2	2	0	0	0	-2
DOMESTIC ABUSE	6	12	11	7	5	1	1	14	1
OTHER	12	13	15	10	7	1	2	20	-2
TOTALS FOR PERIOD	433	699	730	402	288	79	35	9	-31
UNION COUNTY DIVISION 3									
EQUITY	0	6	4	2	2	0	0	0	2
DIVORCE	0	12	5	7	7	0	0	0	7
CUSTODY OR SUPPORT	105	216	212	109	69	22	18	17	4
RECIPROCAL IN	7	15	8	14	8	3	3	21	7
RECIPROCAL OUT	4	7	11	0	0	0	0	0	-4
PATERNITY	70	205	182	93	60	15	18	19	23
DOMESTIC ABUSE	0	4	0	4	4	0	0	0	4
OTHER	0	1	0	1	1	0	0	0	1
TOTALS FOR PERIOD	186	466	422	230	151	40	39	17	44
UNION COUNTY									
EQUITY	77	112	111	78	53	20	5	6	1
DIVORCE	250	444	458	236	180	40	16	7	-14
CUSTODY OR SUPPORT	233	443	441	235	157	48	30	13	2
RECIPROCAL IN	18	18	17	19	11	3	5	26	1
RECIPROCAL OUT	4	7	11	0	0	0	0	0	-4
PATERNITY	74	214	193	95	62	15	18	19	21
DOMESTIC ABUSE	6	16	11	11	9	1	1	9	5
OTHER	13	17	18	12	8	1	3	25	-1
TOTALS FOR PERIOD	675	1271	1260	686	480	128	78	11	11

CHANCERY CIRCUITS FROM 07/01/91 THROUGH 06/30/92

CIRCUIT AND COUNTY	CASES PENDING START	CASES FILED	CASES TERMI-NATED	CASES PENDING AT END	AGE OF ALL CASES PENDING LESS 1 YR.	1-2 YRS.	OVER 2 YRS.	% OVER 2 YRS.	CHANGE IN CASES PENDING
THIRTEENTH CIRCUIT									
EQUITY	212	292	289	215	150	54	11	5	3
DIVORCE	612	1147	1172	587	448	112	27	5	-25
CUSTODY OR SUPPORT	581	1246	1134	693	491	130	72	10	112
RECIPROCAL IN	31	43	30	44	27	10	7	16	13
RECIPROCAL OUT	8	18	21	5	2	3	0	0	-3
PATERNITY	280	516	486	310	175	57	78	25	30
DOMESTIC ABUSE	9	27	21	15	12	2	1	7	6
OTHER	36	64	55	45	32	5	8	18	9
TOTALS FOR PERIOD	1769	3353	3208	1914	1337	373	204	11	145
FOURTEENTH CIRCUIT									
BAXTER COUNTY DIVISION 1									
EQUITY	50	43	65	28	21	4	3	11	-22
DIVORCE	84	253	237	100	93	7	0	0	16
CUSTODY OR SUPPORT	44	108	87	65	51	10	4	6	21
RECIPROCAL IN	5	11	6	10	7	3	0	0	5
RECIPROCAL OUT	0	0	0	0	0	0	0	0	0
PATERNITY	0	6	2	4	4	0	0	0	4
DOMESTIC ABUSE	2	15	8	9	7	2	0	0	7
OTHER	25	73	64	34	32	2	0	0	9
TOTALS FOR PERIOD	210	509	469	250	215	28	7	3	40
BAXTER COUNTY DIVISION 2									
EQUITY	6	7	1	12	6	3	3	25	6
DIVORCE	19	39	41	17	13	2	2	12	-2
CUSTODY OR SUPPORT	12	17	20	9	8	0	1	11	-3
RECIPROCAL IN	0	3	2	1	1	0	0	0	1
RECIPROCAL OUT	0	0	0	0	0	0	0	0	0
PATERNITY	0	1	1	0	0	0	0	0	0
DOMESTIC ABUSE	3	6	8	1	1	0	0	0	-2
OTHER	10	10	15	5	3	1	1	20	-5
TOTALS FOR PERIOD	50	83	88	45	32	6	7	16	-5
BAXTER COUNTY									
EQUITY	56	50	66	40	27	7	6	15	-16
DIVORCE	103	292	278	117	106	9	2	2	14
CUSTODY OR SUPPORT	56	125	107	74	59	10	5	7	18
RECIPROCAL IN	5	14	8	11	8	3	0	0	6
RECIPROCAL OUT	0	0	0	0	0	0	0	0	0
PATERNITY	0	7	3	4	4	0	0	0	4
DOMESTIC ABUSE	5	21	16	10	8	2	0	0	5
OTHER	35	83	79	39	35	3	1	3	4
TOTALS FOR PERIOD	260	592	557	295	247	34	14	5	35

CHANCERY CIRCUITS FROM 07/01/91 THROUGH 06/30/92

CIRCUIT AND COUNTY	CASES PENDING START	CASES FILED	CASES TERMI-NATED	CASES PENDING AT END	AGE OF ALL CASES PENDING LESS 1 YR.	1-2 YRS.	OVER 2 YRS.	% OVER 2 YRS.	CHANGE IN CASES PENDING
BOONE COUNTY DIVISION 1									
EQUITY	34	52	41	45	29	4	12	27	11
DIVORCE	102	271	291	82	73	9	0	0	-20
CUSTODY OR SUPPORT	62	103	104	61	49	7	5	8	-1
RECIPROCAL IN	8	10	7	11	5	4	2	18	3
RECIPROCAL OUT	0	3	3	0	0	0	0	0	0
PATERNITY	8	14	8	14	9	4	1	7	6
DOMESTIC ABUSE	10	75	74	11	11	0	0	0	1
OTHER	6	22	14	14	14	0	0	0	8
TOTALS FOR PERIOD	230	550	542	238	190	28	20	8	8
BOONE COUNTY DIVISION 2									
EQUITY	11	14	15	10	5	2	3	30	-1
DIVORCE	18	52	43	27	17	9	1	4	9
CUSTODY OR SUPPORT	13	10	9	14	6	4	4	29	1
RECIPROCAL IN	2	0	1	1	0	1	0	0	-1
RECIPROCAL OUT	0	0	0	0	0	0	0	0	0
PATERNITY	0	0	0	0	0	0	0	0	0
DOMESTIC ABUSE	0	3	1	2	2	0	0	0	2
OTHER	0	3	2	1	1	0	0	0	1
TOTALS FOR PERIOD	44	82	71	55	31	16	8	15	11
BOONE COUNTY									
EQUITY	45	66	56	55	34	6	15	27	10
DIVORCE	120	323	334	109	90	18	1	1	-11
CUSTODY OR SUPPORT	75	113	113	75	55	11	9	12	0
RECIPROCAL IN	10	10	8	12	5	5	2	17	2
RECIPROCAL OUT	0	3	3	0	0	0	0	0	0
PATERNITY	8	14	8	14	9	4	1	7	6
DOMESTIC ABUSE	10	78	75	13	13	0	0	0	3
OTHER	6	25	16	15	15	0	0	0	9
TOTALS FOR PERIOD	274	632	613	293	221	44	28	10	19
MARION COUNTY DIVISION 1									
EQUITY	25	29	24	30	17	10	3	10	5
DIVORCE	35	98	85	48	41	5	2	4	13
CUSTODY OR SUPPORT	21	44	30	35	24	10	1	3	14
RECIPROCAL IN	1	8	4	5	5	0	0	0	4
RECIPROCAL OUT	0	1	0	1	1	0	0	0	1
PATERNITY	1	3	2	2	2	0	0	0	1
DOMESTIC ABUSE	2	14	12	4	4	0	0	0	2
OTHER	18	20	26	12	9	3	0	0	-6
TOTALS FOR PERIOD	103	217	183	137	103	28	6	4	34

CHANCERY CIRCUITS FROM 07/01/91 THROUGH 06/30/92

CIRCUIT AND COUNTY	CASES PENDING START	CASES FILED	CASES TERMI-NATED	CASES PENDING AT END	AGE OF ALL CASES PENDING LESS 1 YR.	1-2 YRS.	OVER 2 YRS.	% OVER 2 YRS.	CHANGE IN CASES PENDING
MARION COUNTY DIVISION 2									
EQUITY	5	3	1	7	3	3	1	14	2
DIVORCE	7	15	15	7	5	1	1	14	0
CUSTODY OR SUPPORT	4	5	0	9	5	3	1	11	5
RECIPROCAL IN	0	0	0	0	0	0	0	0	0
RECIPROCAL OUT	0	0	0	0	0	0	0	0	0
PATERNITY	1	1	0	2	1	1	0	0	1
DOMESTIC ABUSE	0	1	1	0	0	0	0	0	0
OTHER	2	6	5	3	1	1	1	33	1
TOTALS FOR PERIOD	19	31	22	28	15	9	4	14	9
MARION COUNTY									
EQUITY	30	32	25	37	20	13	4	11	7
DIVORCE	42	113	100	55	46	6	3	5	13
CUSTODY OR SUPPORT	25	49	30	44	29	13	2	5	19
RECIPROCAL IN	1	8	4	5	5	0	0	0	4
RECIPROCAL OUT	0	1	0	1	1	0	0	0	1
PATERNITY	2	4	2	4	3	1	0	0	2
DOMESTIC ABUSE	2	15	13	4	4	0	0	0	2
OTHER	20	26	31	15	10	4	1	7	-5
TOTALS FOR PERIOD	122	248	205	165	118	37	10	6	43
NEWTON COUNTY DIVISION 1									
EQUITY	19	8	17	10	5	3	2	20	-9
DIVORCE	29	53	62	20	17	3	0	0	-9
CUSTODY OR SUPPORT	11	20	14	17	11	6	0	0	6
RECIPROCAL IN	4	1	4	1	1	0	0	0	-3
RECIPROCAL OUT	0	0	0	0	0	0	0	0	0
PATERNITY	0	1	1	0	0	0	0	0	0
DOMESTIC ABUSE	3	5	7	1	1	0	0	0	-2
OTHER	5	8	8	5	4	1	0	0	0
TOTALS FOR PERIOD	71	96	113	54	39	13	2	4	-17
NEWTON COUNTY DIVISION 2									
EQUITY	2	3	0	5	2	2	1	20	3
DIVORCE	4	5	7	2	0	1	1	50	-2
CUSTODY OR SUPPORT	1	1	1	1	0	0	1	100	0
RECIPROCAL IN	0	0	0	0	0	0	0	0	0
RECIPROCAL OUT	0	0	0	0	0	0	0	0	0
PATERNITY	0	0	0	0	0	0	0	0	0
DOMESTIC ABUSE	0	0	0	0	0	0	0	0	0
OTHER	1	1	0	2	1	1	0	0	1
TOTALS FOR PERIOD	8	10	8	10	3	4	3	30	2

CHANCERY CIRCUITS FROM 07/01/91 THROUGH 06/30/92

CIRCUIT AND COUNTY	CASES PENDING START	CASES FILED	CASES TERMI-NATED	CASES PENDING AT END	AGE OF ALL CASES PENDING LESS 1 YR.	1-2 YRS.	OVER 2 YRS.	% OVER 2 YRS.	CHANGE IN CASES PENDING
NEWTON COUNTY									
EQUITY	21	11	17	15	7	5	3	20	-6
DIVORCE	33	58	69	22	17	4	1	5	-11
CUSTODY OR SUPPORT	12	21	15	18	11	6	1	6	6
RECIPROCAL IN	4	1	4	1	1	0	0	0	-3
RECIPROCAL OUT	0	0	0	0	0	0	0	0	0
PATERNITY	0	1	1	0	0	0	0	0	0
DOMESTIC ABUSE	3	5	7	1	1	0	0	0	-2
OTHER	6	9	8	7	5	2	0	0	1
TOTALS FOR PERIOD	79	106	121	64	42	17	5	8	-15
FOURTEENTH CIRCUIT									
EQUITY	152	159	164	147	88	31	28	19	-5
DIVORCE	298	786	781	303	259	37	7	[illegible]	5
CUSTODY OR SUPPORT	168	308	265	211	154	40	17	8	43
RECIPROCAL IN	20	33	24	29	19	8	2	7	9
RECIPROCAL OUT	0	4	3	1	1	0	0	0	1
PATERNITY	10	26	14	22	16	5	1	5	12
DOMESTIC ABUSE	20	119	111	28	26	2	0	0	8
OTHER	67	143	134	76	65	9	2	3	9
TOTALS FOR PERIOD	735	1578	1496	817	628	132	57	7	82
FIFTEENTH CIRCUIT									
CONWAY COUNTY DIVISION 1									
EQUITY	32	24	35	21	13	5	3	14	-11
DIVORCE	63	156	150	69	65	3	1	1	6
CUSTODY OR SUPPORT	52	100	100	52	48	3	1	2	0
RECIPROCAL IN	0	3	0	3	3	0	0	0	3
RECIPROCAL OUT	0	0	0	0	0	0	0	0	0
PATERNITY	1	0	0	1	0	1	0	0	0
DOMESTIC ABUSE	0	2	0	2	2	0	0	0	2
OTHER	18	42	26	34	25	4	5	15	16
TOTALS FOR PERIOD	166	327	311	182	156	16	10	5	16
CONWAY COUNTY DIVISION 2									
EQUITY	3	12	10	5	4	1	0	0	2
DIVORCE	32	58	70	20	19	1	0	0	-12
CUSTODY OR SUPPORT	12	61	47	26	24	1	1	4	14
RECIPROCAL IN	1	2	2	1	1	0	0	0	0
RECIPROCAL OUT	0	0	0	0	0	0	0	0	0
PATERNITY	27	43	42	28	26	1	1	4	1
DOMESTIC ABUSE	3	8	9	2	2	0	0	0	-1
OTHER	7	12	12	7	6	1	0	0	0
TOTALS FOR PERIOD	85	196	192	89	82	5	2	2	4

CHANCERY CIRCUITS FROM 07/01/91 THROUGH 06/30/92

CIRCUIT AND COUNTY	CASES PENDING START	CASES FILED	CASES TERMI-NATED	CASES PENDING AT END	AGE OF ALL CASES PENDING LESS 1 YR.	1-2 YRS.	OVER 2 YRS.	% OVER 2 YRS.	CHANGE IN CASES PENDING
CONWAY COUNTY									
EQUITY	35	36	45	26	17	6	3	12	-9
DIVORCE	95	214	220	89	84	4	1	1	-6
CUSTODY OR SUPPORT	64	161	147	78	72	4	2	3	14
RECIPROCAL IN	1	5	2	4	4	0	0	0	3
RECIPROCAL OUT	0	0	0	0	0	0	0	0	0
PATERNITY	28	43	42	29	26	2	1	3	1
DOMESTIC ABUSE	3	10	9	4	4	0	0	0	1
OTHER	25	54	38	41	31	5	5	12	16
TOTALS FOR PERIOD	251	523	503	271	238	21	12	4	20
LOGAN COUNTY DIVISION 1									
EQUITY	12	12	15	9	5	3	1	11	-3
DIVORCE	50	161	149	62	60	2	0	0	12
CUSTODY OR SUPPORT	35	104	84	55	52	2	1	2	20
RECIPROCAL IN	1	2	2	1	1	0	0	0	0
RECIPROCAL OUT	0	0	0	0	0	0	0	0	0
PATERNITY	0	1	1	0	0	0	0	0	0
DOMESTIC ABUSE	0	0	0	0	0	0	0	0	0
OTHER	18	39	36	21	18	2	1	5	3
TOTALS FOR PERIOD	116	319	287	148	136	9	3	2	32
LOGAN COUNTY DIVISION 2									
EQUITY	0	5	2	3	3	0	0	0	3
DIVORCE	27	78	60	45	36	6	3	7	18
CUSTODY OR SUPPORT	32	40	41	31	17	11	3	10	-1
RECIPROCAL IN	1	1	2	0	0	0	0	0	-1
RECIPROCAL OUT	1	0	0	1	0	1	0	0	0
PATERNITY	2	9	5	6	6	0	0	0	4
DOMESTIC ABUSE	0	0	0	0	0	0	0	0	0
OTHER	9	21	19	11	7	3	1	9	2
TOTALS FOR PERIOD	72	154	129	97	69	21	7	7	25
LOGAN COUNTY									
EQUITY	12	17	17	12	8	3	1	8	0
DIVORCE	77	239	209	107	96	8	3	3	30
CUSTODY OR SUPPORT	67	144	125	86	69	13	4	5	19
RECIPROCAL IN	2	3	4	1	1	0	0	0	-1
RECIPROCAL OUT	1	0	0	1	0	1	0	0	0
PATERNITY	2	10	6	6	6	0	0	0	4
DOMESTIC ABUSE	0	0	0	0	0	0	0	0	0
OTHER	27	60	55	32	25	5	2	6	5
TOTALS FOR PERIOD	188	473	416	245	205	30	10	4	57

CHANCERY CIRCUITS FROM 07/01/91 THROUGH 06/30/92

CIRCUIT AND COUNTY	CASES PENDING START	CASES FILED	CASES TERMI-NATED	CASES PENDING AT END	AGE OF ALL CASES PENDING LESS 1 YR.	1-2 YRS.	OVER 2 YRS.	% OVER 2 YRS.	CHANGE IN CASES PENDING
SCOTT COUNTY DIVISION 1									
EQUITY	5	10	6	9	6	3	0	0	4
DIVORCE	24	85	82	27	27	0	0	0	3
CUSTODY OR SUPPORT	18	41	29	30	27	3	0	0	12
RECIPROCAL IN	0	1	1	0	0	0	0	0	0
RECIPROCAL OUT	0	0	0	0	0	0	0	0	0
PATERNITY	0	0	0	0	0	0	0	0	0
DOMESTIC ABUSE	0	0	0	0	0	0	0	0	0
OTHER	10	25	20	15	12	1	2	13	5
TOTALS FOR PERIOD	57	162	138	81	72	7	2	2	24
SCOTT COUNTY DIVISION 2									
EQUITY	1	2	1	2	1	0	1	50	1
DIVORCE	17	49	43	23	18	4	1	4	6
CUSTODY OR SUPPORT	6	9	7	8	5	3	0	0	2
RECIPROCAL IN	0	0	0	0	0	0	0	0	0
RECIPROCAL OUT	0	1	1	0	0	0	0	0	0
PATERNITY	2	0	2	0	0	0	0	0	-2
DOMESTIC ABUSE	1	0	1	0	0	0	0	0	-1
OTHER	2	5	5	2	1	1	0	0	0
TOTALS FOR PERIOD	29	66	60	35	25	8	2	6	6
SCOTT COUNTY									
EQUITY	6	12	7	11	7	3	1	9	5
DIVORCE	41	134	125	50	45	4	1	2	9
CUSTODY OR SUPPORT	24	50	36	38	32	6	0	0	14
RECIPROCAL IN	0	1	1	0	0	0	0	0	0
RECIPROCAL OUT	0	1	1	0	0	0	0	0	0
PATERNITY	2	0	2	0	0	0	0	0	-2
DOMESTIC ABUSE	1	0	1	0	0	0	0	0	-1
OTHER	12	30	25	17	13	2	2	12	5
TOTALS FOR PERIOD	86	228	198	116	97	15	4	3	30
YELL COUNTY DIVISION 1									
EQUITY	17	26	19	24	16	3	5	21	7
DIVORCE	68	186	172	82	76	6	0	0	14
CUSTODY OR SUPPORT	48	143	127	64	58	6	0	0	16
RECIPROCAL IN	1	2	3	0	0	0	0	0	-1
RECIPROCAL OUT	0	0	0	0	0	0	0	0	0
PATERNITY	0	0	0	0	0	0	0	0	0
DOMESTIC ABUSE	0	1	0	1	1	0	0	0	1
OTHER	17	18	20	15	7	5	3	20	-2
TOTALS FOR PERIOD	151	376	341	186	158	20	8	4	35

CIRCUIT AND COUNTY	CASES PENDING START	CASES FILED	CASES TERMI-NATED	CASES PENDING AT END	AGE OF ALL CASES PENDING LESS 1 YR.	1-2 YRS.	OVER 2 YRS.	% OVER 2 YRS.	CHANGE IN CASES PENDING
YELL COUNTY DIVISION 2									
EQUITY	3	6	7	2	1	1	0	0	-1
DIVORCE	29	78	66	41	35	5	1	2	12
CUSTODY OR SUPPORT	17	39	33	23	17	4	2	9	6
RECIPROCAL IN	1	1	1	1	0	1	0	0	0
RECIPROCAL OUT	0	0	0	0	0	0	0	0	0
PATERNITY	7	15	11	11	9	2	0	0	4
DOMESTIC ABUSE	0	0	0	0	0	0	0	0	0
OTHER	6	12	14	4	3	1	0	0	-2
TOTALS FOR PERIOD	63	151	132	82	65	14	3	4	19
YELL COUNTY									
EQUITY	20	32	26	26	17	4	5	19	6
DIVORCE	97	264	238	123	111	11	1	1	26
CUSTODY OR SUPPORT	65	182	160	87	75	10	2	2	22
RECIPROCAL IN	2	3	4	1	0	1	0	0	-1
RECIPROCAL OUT	0	0	0	0	0	0	0	0	0
PATERNITY	7	15	11	11	9	2	0	0	4
DOMESTIC ABUSE	0	1	0	1	1	0	0	0	1
OTHER	23	30	34	19	10	6	3	16	-4
TOTALS FOR PERIOD	214	527	473	268	223	34	11	4	54
FIFTEENTH CIRCUIT									
EQUITY	73	97	95	75	49	16	10	13	2
DIVORCE	310	851	792	369	336	27	6	2	59
CUSTODY OR SUPPORT	220	537	468	289	248	33	8	3	69
RECIPROCAL IN	5	12	11	6	5	1	0	0	1
RECIPROCAL OUT	1	1	1	1	0	1	0	0	0
PATERNITY	39	68	61	46	41	4	1	2	7
DOMESTIC ABUSE	4	11	10	5	5	0	0	0	1
OTHER	87	174	152	109	79	18	12	11	22
TOTALS FOR PERIOD	739	1751	1590	900	763	100	37	4	161
SIXTEENTH CIRCUIT									
CLEBURNE COUNTY DIVISION 1									
EQUITY	42	51	59	34	23	4	7	21	-8
DIVORCE	64	152	147	69	56	9	4	6	5
CUSTODY OR SUPPORT	47	78	83	42	32	6	4	10	-5
RECIPROCAL IN	3	0	1	2	0	2	0	0	-1
RECIPROCAL OUT	0	1	0	1	1	0	0	0	1
PATERNITY	0	1	1	0	0	0	0	0	0
DOMESTIC ABUSE	2	8	6	4	4	0	0	0	2
OTHER	4	11	12	3	2	0	1	33	-1
TOTALS FOR PERIOD	162	302	309	155	118	21	16	10	-7

CHANCERY CIRCUITS FROM 07/01/91 THROUGH 06/30/92

CIRCUIT AND COUNTY	CASES PENDING START	CASES FILED	CASES TERMI-NATED	CASES PENDING AT END	AGE OF ALL CASES PENDING LESS 1 YR.	1-2 YRS.	OVER 2 YRS.	% OVER 2 YRS.	CHANGE IN CASES PENDING
CLEBURNE COUNTY DIVISION 2									
EQUITY	4	8	5	7	6	1	0	0	3
DIVORCE	8	39	28	19	17	2	0	0	11
CUSTODY OR SUPPORT	0	8	4	4	4	0	0	0	4
RECIPROCAL IN	6	12	4	14	10	4	0	0	8
RECIPROCAL OUT	1	5	3	3	3	0	0	0	2
PATERNITY	0	0	0	0	0	0	0	0	0
DOMESTIC ABUSE	0	21	9	12	12	0	0	0	12
OTHER	0	3	2	1	1	0	0	0	1
TOTALS FOR PERIOD	19	96	55	60	53	7	0	0	41
CLEBURNE COUNTY									
EQUITY	46	59	64	41	29	5	7	17	-5
DIVORCE	72	191	175	88	73	11	4	5	16
CUSTODY OR SUPPORT	47	86	87	46	36	6	4	9	-1
RECIPROCAL IN	9	12	5	16	10	6	0	0	7
RECIPROCAL OUT	1	6	3	4	4	0	0	0	3
PATERNITY	0	1	1	0	0	0	0	0	0
DOMESTIC ABUSE	2	29	15	16	16	0	0	0	14
OTHER	4	14	14	4	3	0	1	25	0
TOTALS FOR PERIOD	181	398	364	215	171	28	16	7	34
FULTON COUNTY DIVISION 1									
EQUITY	39	28	25	42	13	8	21	50	3
DIVORCE	74	69	54	89	32	13	44	49	15
CUSTODY OR SUPPORT	31	43	35	39	21	6	12	31	8
RECIPROCAL IN	4	0	1	3	0	2	1	33	-1
RECIPROCAL OUT	0	6	6	0	0	0	0	0	0
PATERNITY	2	0	0	2	0	2	0	0	0
DOMESTIC ABUSE	0	0	0	0	0	0	0	0	0
OTHER	1	6	5	2	1	0	1	50	1
TOTALS FOR PERIOD	151	152	126	177	67	31	79	45	26
FULTON COUNTY DIVISION 2									
EQUITY	1	2	2	1	1	0	0	0	0
DIVORCE	5	11	11	5	4	1	0	0	0
CUSTODY OR SUPPORT	4	19	16	7	6	1	0	0	3
RECIPROCAL IN	2	4	3	3	2	1	0	0	1
RECIPROCAL OUT	1	11	11	1	1	0	0	0	0
PATERNITY	2	5	5	2	1	1	0	0	0
DOMESTIC ABUSE	0	0	0	0	0	0	0	0	0
OTHER	0	0	0	0	0	0	0	0	0
TOTALS FOR PERIOD	15	52	48	19	15	4	0	0	4

CHANCERY CIRCUITS FROM 07/01/91 THROUGH 06/30/92

CIRCUIT AND COUNTY	CASES PENDING START	CASES FILED	CASES TERMI-NATED	CASES PENDING AT END	AGE OF ALL CASES PENDING LESS 1 YR.	1-2 YRS.	OVER 2 YRS.	% OVER 2 YRS.	CHANGE IN CASES PENDING
FULTON COUNTY									
EQUITY	40	30	27	43	14	8	21	49	3
DIVORCE	79	80	65	94	36	14	44	47	15
CUSTODY OR SUPPORT	35	62	51	46	27	7	12	26	11
RECIPROCAL IN	6	4	4	6	2	3	1	17	0
RECIPROCAL OUT	1	17	17	1	1	0	0	0	0
PATERNITY	4	5	5	4	1	3	0	0	0
DOMESTIC ABUSE	0	0	0	0	0	0	0	0	0
OTHER	1	6	5	2	1	0	1	50	1
TOTALS FOR PERIOD	166	204	174	196	82	35	79	40	30
INDEPENDENCE COUNTY DIVISION 1									
EQUITY	48	43	50	41	25	8	8	20	-7
DIVORCE	208	297	307	198	126	50	22	11	-10
CUSTODY OR SUPPORT	92	142	128	106	47	26	33	31	14
RECIPROCAL IN	1	1	1	1	1	0	0	0	0
RECIPROCAL OUT	1	2	3	0	0	0	0	0	-1
PATERNITY	18	6	15	9	1	5	3	33	-9
DOMESTIC ABUSE	5	8	1	12	7	0	5	42	7
OTHER	6	7	8	5	4	1	0	0	-1
TOTALS FOR PERIOD	379	506	513	372	211	90	71	19	-7
INDEPENDENCE COUNTY DIVISION 2									
EQUITY	2	8	6	4	4	0	0	0	2
DIVORCE	15	61	49	27	22	5	0	0	12
CUSTODY OR SUPPORT	8	37	24	21	16	5	0	0	13
RECIPROCAL IN	2	19	10	11	10	1	0	0	9
RECIPROCAL OUT	0	13	12	1	1	0	0	0	1
PATERNITY	15	60	34	41	31	10	0	0	26
DOMESTIC ABUSE	0	33	6	27	27	0	0	0	27
OTHER	1	5	2	4	4	0	0	0	3
TOTALS FOR PERIOD	43	236	143	136	115	21	0	0	93
INDEPENDENCE COUNTY									
EQUITY	50	51	56	45	29	8	8	18	-5
DIVORCE	223	358	356	225	148	55	22	10	2
CUSTODY OR SUPPORT	100	179	152	127	63	31	33	26	27
RECIPROCAL IN	3	20	11	12	11	1	0	0	9
RECIPROCAL OUT	1	15	15	1	1	0	0	0	0
PATERNITY	33	66	49	50	32	15	3	6	17
DOMESTIC ABUSE	5	41	7	39	34	0	5	13	34
OTHER	7	12	10	9	8	1	0	0	2
TOTALS FOR PERIOD	422	742	656	508	326	111	71	14	86

CHANCERY CIRCUITS FROM 07/01/91 THROUGH 06/30/92

CIRCUIT AND COUNTY	CASES PENDING START	CASES FILED	CASES TERMI-NATED	CASES PENDING AT END	AGE OF ALL CASES PENDING LESS 1 YR.	1-2 YRS.	OVER 2 YRS.	% OVER 2 YRS.	CHANGE IN CASES PENDING
IZARD COUNTY DIVISION 1									
EQUITY	40	8	7	41	7	5	29	71	1
DIVORCE	90	97	75	112	42	20	50	45	22
CUSTODY OR SUPPORT	20	13	8	25	11	7	7	28	5
RECIPROCAL IN	7	15	9	13	11	2	0	0	6
RECIPROCAL OUT	2	14	15	1	1	0	0	0	-1
PATERNITY	1	1	0	2	1	1	0	0	1
DOMESTIC ABUSE	0	1	0	1	1	0	0	0	1
OTHER	7	8	10	5	1	2	2	40	-2
TOTALS FOR PERIOD	167	157	124	200	75	37	88	44	33
IZARD COUNTY DIVISION 2									
EQUITY	2	0	0	2	0	2	0	0	0
DIVORCE	3	0	1	2	0	2	0	0	-1
CUSTODY OR SUPPORT	0	0	0	0	0	0	0	0	0
RECIPROCAL IN	0	0	0	0	0	0	0	0	0
RECIPROCAL OUT	0	0	0	0	0	0	0	0	0
PATERNITY	0	0	0	0	0	0	0	0	0
DOMESTIC ABUSE	0	0	0	0	0	0	0	0	0
OTHER	0	0	0	0	0	0	0	0	0
TOTALS FOR PERIOD	5	0	1	4	0	4	0	0	-1
IZARD COUNTY									
EQUITY	42	8	7	43	7	7	29	67	1
DIVORCE	93	97	76	114	42	22	50	44	21
CUSTODY OR SUPPORT	20	13	8	25	11	7	7	28	5
RECIPROCAL IN	7	15	9	13	11	2	0	0	6
RECIPROCAL OUT	2	14	15	1	1	0	0	0	-1
PATERNITY	1	1	0	2	1	1	0	0	1
DOMESTIC ABUSE	0	1	0	1	1	0	0	0	1
OTHER	7	8	10	5	1	2	2	40	-2
TOTALS FOR PERIOD	172	157	125	204	75	41	88	43	32
STONE COUNTY DIVISION 1									
EQUITY	29	7	11	25	5	0	20	80	-4
DIVORCE	88	70	58	100	32	9	59	59	12
CUSTODY OR SUPPORT	54	43	35	62	19	10	33	53	8
RECIPROCAL IN	4	1	1	4	0	0	4	100	0
RECIPROCAL OUT	0	0	0	0	0	0	0	0	0
PATERNITY	9	0	3	6	0	1	5	83	-3
DOMESTIC ABUSE	3	3	2	4	1	0	3	75	1
OTHER	18	12	8	22	7	5	10	45	4
TOTALS FOR PERIOD	205	136	118	223	64	25	134	60	18

CHANCERY CIRCUITS FROM 07/01/91 THROUGH 06/30/92

CIRCUIT AND COUNTY	CASES PENDING START	CASES FILED	CASES TERMI-NATED	CASES PENDING AT END	AGE OF ALL CASES PENDING LESS 1 YR.	1-2 YRS.	OVER 2 YRS.	% OVER 2 YRS.	CHANGE IN CASES PENDING
STONE COUNTY DIVISION 2									
EQUITY	0	1	0	1	1	0	0	0	1
DIVORCE	4	21	16	9	6	3	0	0	5
CUSTODY OR SUPPORT	4	26	13	17	16	1	0	0	13
RECIPROCAL IN	0	3	2	1	1	0	0	0	1
RECIPROCAL OUT	1	4	5	0	0	0	0	0	-1
PATERNITY	1	9	3	7	6	1	0	0	6
DOMESTIC ABUSE	0	8	5	3	3	0	0	0	3
OTHER	0	1	0	1	1	0	0	0	1
TOTALS FOR PERIOD	10	73	44	39	34	5	0	0	29
STONE COUNTY									
EQUITY	29	8	11	26	6	0	20	77	-3
DIVORCE	92	91	74	109	38	12	59	54	17
CUSTODY OR SUPPORT	58	69	48	79	35	11	33	42	21
RECIPROCAL IN	4	4	3	5	1	0	4	80	1
RECIPROCAL OUT	1	4	5	0	0	0	0	0	-1
PATERNITY	10	9	6	13	6	2	5	38	3
DOMESTIC ABUSE	3	11	7	7	4	0	3	43	4
OTHER	18	13	8	23	8	5	10	43	5
TOTALS FOR PERIOD	215	209	162	262	98	30	134	51	47
SIXTEENTH CIRCUIT									
EQUITY	207	156	165	198	85	28	85	43	-9
DIVORCE	559	817	746	630	337	114	179	28	71
CUSTODY OR SUPPORT	260	409	346	323	172	62	89	28	63
RECIPROCAL IN	29	55	32	52	35	12	5	10	23
RECIPROCAL OUT	6	56	55	7	7	0	0	0	1
PATERNITY	48	82	61	69	40	21	8	12	21
DOMESTIC ABUSE	10	82	29	63	55	0	8	13	53
OTHER	37	53	47	43	21	8	14	33	6
TOTALS FOR PERIOD	1156	1710	1481	1385	752	245	388	28	229
SEVENTEENTH CIRCUIT EAST									
PRAIRIE COUNTY									
EQUITY	11	16	20	7	6	1	0	0	-4
DIVORCE	25	94	94	25	23	2	0	0	0
CUSTODY OR SUPPORT	21	76	81	16	15	1	0	0	-5
RECIPROCAL IN	0	3	1	2	2	0	0	0	2
RECIPROCAL OUT	0	0	0	0	0	0	0	0	0
PATERNITY	7	17	17	7	7	0	0	0	0
DOMESTIC ABUSE	1	0	1	0	0	0	0	0	-1
OTHER	1	2	3	0	0	0	0	0	-1
TOTALS FOR PERIOD	66	208	217	57	53	4	0	0	-9

CHANCERY CIRCUITS FROM 07/01/91 THROUGH 06/30/92

CIRCUIT AND COUNTY	CASES PENDING START	CASES FILED	CASES TERMI-NATED	CASES PENDING AT END	AGE OF ALL CASES PENDING LESS 1 YR.	1-2 YRS.	OVER 2 YRS.	% OVER 2 YRS.	CHANGE IN CASES PENDING
WHITE COUNTY DIVISION 1									
EQUITY	39	62	70	31	23	5	3	10	-8
DIVORCE	119	481	489	111	111	0	0	0	-8
CUSTODY OR SUPPORT	91	414	408	97	95	2	0	0	6
RECIPROCAL IN	5	5	8	2	2	0	0	0	-3
RECIPROCAL OUT	0	2	2	0	0	0	0	0	0
PATERNITY	7	31	28	10	10	0	0	0	3
DOMESTIC ABUSE	3	44	41	6	6	0	0	0	3
OTHER	7	45	43	9	8	1	0	0	2
TOTALS FOR PERIOD	271	1084	1089	266	255	8	3	1	-5
WHITE COUNTY DIVISION 2									
EQUITY	9	11	17	3	3	0	0	0	-6
DIVORCE	27	128	126	29	29	0	0	0	2
CUSTODY OR SUPPORT	1	16	15	2	2	0	0	0	1
RECIPROCAL IN	0	1	1	0	0	0	0	0	0
RECIPROCAL OUT	0	1	1	0	0	0	0	0	0
PATERNITY	0	9	4	5	5	0	0	0	5
DOMESTIC ABUSE	0	16	16	0	0	0	0	0	0
OTHER	1	8	6	3	3	0	0	0	2
TOTALS FOR PERIOD	38	190	186	42	42	0	0	0	4
WHITE COUNTY									
EQUITY	48	73	87	34	26	5	3	9	-14
DIVORCE	146	609	615	140	140	0	0	0	-6
CUSTODY OR SUPPORT	92	430	423	99	97	2	0	0	7
RECIPROCAL IN	5	6	9	2	2	0	0	0	-3
RECIPROCAL OUT	0	3	3	0	0	0	0	0	0
PATERNITY	7	40	32	15	15	0	0	0	8
DOMESTIC ABUSE	3	60	57	6	6	0	0	0	3
OTHER	8	53	49	12	11	1	0	0	4
TOTALS FOR PERIOD	309	1274	1275	308	297	8	3	1	-1
SEVENTEENTH CIRCUIT EAST									
EQUITY	59	89	107	41	32	6	3	7	-18
DIVORCE	171	703	709	165	163	2	0	0	-6
CUSTODY OR SUPPORT	113	506	504	115	112	3	0	0	2
RECIPROCAL IN	5	9	10	4	4	0	0	0	-1
RECIPROCAL OUT	0	3	3	0	0	0	0	0	0
PATERNITY	14	57	49	22	22	0	0	0	8
DOMESTIC ABUSE	4	60	58	6	6	0	0	0	2
OTHER	9	55	52	12	11	1	0	0	3
TOTALS FOR PERIOD	375	1482	1492	365	350	12	3	1	-10

CHANCERY CIRCUITS FROM 07/01/91 THROUGH 06/30/92

CIRCUIT AND COUNTY	CASES PENDING START	CASES FILED	CASES TERMI-NATED	CASES PENDING AT END	AGE OF ALL CASES PENDING LESS 1 YR.	1-2 YRS.	OVER 2 YRS.	% OVER 2 YRS.	CHANGE IN CASES PENDING
SEVENTEENTH CIRCUIT WEST									
LONOKE COUNTY									
EQUITY	82	98	36	84	51	16	17	20	2
DIVORCE	235	454	398	291	174	73	44	15	56
CUSTODY OR SUPPORT	187	337	295	229	132	41	56	24	42
RECIPROCAL IN	10	2	4	8	1	4	3	38	-2
RECIPROCAL OUT	0	14	14	0	0	0	0	0	0
PATERNITY	38	83	78	43	28	12	3	7	5
DOMESTIC ABUSE	2	11	5	8	6	2	0	0	6
OTHER	22	42	35	29	16	6	7	24	7
TOTALS FOR PERIOD	576	1031	915	692	408	154	130	19	116
SEVENTEENTH CIRCUIT WEST									
EQUITY	82	88	86	84	51	16	17	20	2
DIVORCE	235	454	398	291	174	73	44	15	56
CUSTODY OR SUPPORT	187	337	295	229	132	41	56	24	42
RECIPROCAL IN	10	2	4	8	1	4	3	38	-2
RECIPROCAL OUT	0	14	14	0	0	0	0	0	0
PATERNITY	38	83	78	43	28	12	3	7	5
DOMESTIC ABUSE	2	11	5	8	6	2	0	0	6
OTHER	22	42	35	29	16	6	7	24	7
TOTALS FOR PERIOD	576	1031	915	692	408	154	130	19	116
EIGHTEENTH CIRCUIT EAST									
GARLAND COUNTY DIVISION 1									
EQUITY	118	238	262	94	65	9	20	21	-24
DIVORCE	188	446	443	191	163	21	7	4	3
CUSTODY OR SUPPORT	76	126	136	66	51	10	5	8	-10
RECIPROCAL IN	0	0	0	0	0	0	0	0	0
RECIPROCAL OUT	0	0	0	0	0	0	0	0	0
PATERNITY	0	0	0	0	0	0	0	0	0
DOMESTIC ABUSE	1	24	22	3	3	0	0	0	2
OTHER	30	82	73	39	30	5	4	10	9
TOTALS FOR PERIOD	413	916	936	393	312	45	36	9	-20
GARLAND COUNTY DIVISION 2									
EQUITY	48	102	124	26	18	5	3	12	-22
DIVORCE	88	237	230	95	87	7	1	1	7
CUSTODY OR SUPPORT	10	28	26	12	8	4	0	0	2
RECIPROCAL IN	0	0	0	0	0	0	0	0	0
RECIPROCAL OUT	0	0	0	0	0	0	0	0	0
PATERNITY	0	2	1	1	1	0	0	0	1
DOMESTIC ABUSE	0	9	8	1	1	0	0	0	1
OTHER	15	40	35	20	17	3	0	0	5
TOTALS FOR PERIOD	161	418	424	155	132	19	4	3	-6

CHANCERY CIRCUITS FROM 07/01/91 THROUGH 06/30/92

CIRCUIT AND COUNTY	CASES PENDING START	CASES FILED	CASES TERMI-NATED	CASES PENDING AT END	AGE OF ALL CASES PENDING LESS 1 YR.	1-2 YRS.	OVER 2 YRS.	% OVER 2 YRS.	CHANGE IN CASES PENDING
GARLAND COUNTY DIVISION 3									
EQUITY	24	63	64	23	15	6	2	9	-1
DIVORCE	58	175	167	66	59	5	2	3	8
CUSTODY OR SUPPORT	100	304	289	115	82	14	19	17	15
RECIPROCAL IN	14	68	47	35	33	2	0	0	21
RECIPROCAL OUT	3	26	29	0	0	0	0	0	-3
PATERNITY	31	89	78	42	38	4	0	0	11
DOMESTIC ABUSE	1	7	8	0	0	0	0	0	-1
OTHER	10	35	24	21	18	2	1	5	11
TOTALS FOR PERIOD	241	767	706	302	245	33	24	8	61
GARLAND COUNTY									
EQUITY	190	403	450	143	98	20	25	17	-47
DIVORCE	334	858	840	352	309	33	10	3	18
CUSTODY OR SUPPORT	186	458	451	193	141	28	24	12	7
RECIPROCAL IN	14	68	47	35	33	2	0	0	21
RECIPROCAL OUT	3	26	29	0	0	0	0	0	-3
PATERNITY	31	91	79	43	39	4	0	0	12
DOMESTIC ABUSE	2	40	38	4	4	0	0	0	2
OTHER	55	157	132	80	65	10	5	6	25
TOTALS FOR PERIOD	815	2101	2066	850	689	97	64	8	35
EIGHTEENTH CIRCUIT EAST									
EQUITY	190	403	450	143	98	20	25	17	-47
DIVORCE	334	858	840	352	309	33	10	3	18
CUSTODY OR SUPPORT	186	458	451	193	141	28	24	12	7
RECIPROCAL IN	14	68	47	35	33	2	0	0	21
RECIPROCAL OUT	3	26	29	0	0	0	0	0	-3
PATERNITY	31	91	79	43	39	4	0	0	12
DOMESTIC ABUSE	2	40	38	4	4	0	0	0	2
OTHER	55	157	132	80	65	10	5	6	25
TOTALS FOR PERIOD	815	2101	2066	850	689	97	64	8	35
EIGHTEENTH CIRCUIT WEST									
MONTGOMERY COUNTY									
EQUITY	25	9	22	12	7	1	4	33	-13
DIVORCE	35	67	77	25	20	5	0	0	-10
CUSTODY OR SUPPORT	20	30	26	24	20	4	0	0	4
RECIPROCAL IN	3	4	7	0	0	0	0	0	-3
RECIPROCAL OUT	0	4	4	0	0	0	0	0	0
PATERNITY	3	3	4	2	1	1	0	0	-1
DOMESTIC ABUSE	4	13	13	4	4	0	0	0	0
OTHER	4	5	7	2	1	1	0	0	-2
TOTALS FOR PERIOD	94	135	160	69	53	12	4	6	-25

CHANCERY CIRCUITS FROM 07/01/91 THROUGH 06/30/92

CIRCUIT AND COUNTY	CASES PENDING START	CASES FILED	CASES TERMI-NATED	CASES PENDING AT END	AGE OF ALL CASES PENDING LESS 1 YR.	1-2 YRS.	OVER 2 YRS.	% OVER 2 YRS.	CHANGE IN CASES PENDING
POLK COUNTY									
EQUITY	23	15	21	17	7	8	2	12	-6
DIVORCE	79	207	184	102	59	20	13	13	23
CUSTODY OR SUPPORT	88	111	82	117	60	31	26	22	29
RECIPROCAL IN	7	12	12	7	3	3	1	14	0
RECIPROCAL OUT	0	4	2	2	2	0	0	0	2
PATERNITY	8	7	6	9	3	1	5	56	1
DOMESTIC ABUSE	6	31	15	22	19	2	1	5	16
OTHER	18	39	36	21	15	3	3	14	3
TOTALS FOR PERIOD	229	426	358	297	178	68	51	17	68
EIGHTEENTH CIRCUIT WEST									
EQUITY	48	24	43	29	14	9	6	21	-19
DIVORCE	114	274	261	127	89	25	13	10	13
CUSTODY OR SUPPORT	108	141	108	141	80	35	26	18	33
RECIPROCAL IN	10	16	19	7	3	3	1	14	-3
RECIPROCAL OUT	0	8	6	2	2	0	0	0	2
PATERNITY	11	10	10	11	4	2	5	45	0
DOMESTIC ABUSE	10	44	28	26	23	2	1	4	16
OTHER	22	44	43	23	16	4	3	13	1
TOTALS FOR PERIOD	323	561	518	366	231	80	55	15	43
NINETEENTH CIRCUIT									
BENTON COUNTY DIVISION 1									
EQUITY	70	152	154	68	60	4	4	6	-2
DIVORCE	112	462	434	140	136	4	0	0	28
CUSTODY OR SUPPORT	59	189	173	75	62	11	2	3	16
RECIPROCAL IN	5	52	41	16	16	0	0	0	11
RECIPROCAL OUT	0	3	3	0	0	0	0	0	0
PATERNITY	1	3	3	1	0	1	0	0	0
DOMESTIC ABUSE	1	99	92	8	8	0	0	0	7
OTHER	1	24	22	3	3	0	0	0	2
TOTALS FOR PERIOD	249	984	922	311	285	20	6	2	62
BENTON COUNTY DIVISION 2									
EQUITY	64	200	184	80	79	0	1	1	16
DIVORCE	135	590	567	158	158	0	0	0	23
CUSTODY OR SUPPORT	66	159	173	52	49	3	0	0	-14
RECIPROCAL IN	6	57	47	16	16	0	0	0	10
RECIPROCAL OUT	4	4	8	0	0	0	0	0	-4
PATERNITY	4	0	3	1	0	1	0	0	-3
DOMESTIC ABUSE	2	79	80	1	1	0	0	0	-1
OTHER	2	19	15	6	6	0	0	0	4
TOTALS FOR PERIOD	283	1108	1077	314	309	4	1	0	31

CHANCERY CIRCUITS FROM 07/01/91 THROUGH 06/30/92

CIRCUIT AND COUNTY	CASES PENDING START	CASES FILED	CASES TERMI-NATED	CASES PENDING AT END	AGE OF ALL CASES PENDING LESS 1 YR.	1-2 YRS.	OVER 2 YRS.	% OVER 2 YRS.	CHANGE IN CASES PENDING
BENTON COUNTY DIVISION 3									
EQUITY	28	18	36	10	5	3	2	20	-18
DIVORCE	35	93	113	15	13	1	1	7	-20
CUSTODY OR SUPPORT	36	47	41	42	23	15	4	10	6
RECIPROCAL IN	1	3	2	2	2	0	0	0	1
RECIPROCAL OUT	1	18	15	4	4	0	0	0	3
PATERNITY	55	78	81	52	42	10	0	0	-3
DOMESTIC ABUSE	6	19	20	5	5	0	0	0	-1
OTHER	2	1	3	0	0	0	0	0	-2
TOTALS FOR PERIOD	164	277	311	130	94	29	7	5	-34
BENTON COUNTY									
EQUITY	162	370	374	158	144	7	7	4	-4
DIVORCE	282	1145	1114	313	307	5	1	0	31
CUSTODY OR SUPPORT	161	395	387	169	134	29	6	4	8
RECIPROCAL IN	12	112	90	34	34	0	0	0	22
RECIPROCAL OUT	5	25	26	4	4	0	0	0	-1
PATERNITY	60	81	87	54	42	12	0	0	-6
DOMESTIC ABUSE	9	197	192	14	14	0	0	0	5
OTHER	5	44	40	9	9	0	0	0	4
TOTALS FOR PERIOD	696	2369	2310	755	688	53	14	2	59
CARROLL COUNTY DIVISION 1									
EQUITY	17	66	55	28	26	2	0	0	11
DIVORCE	25	102	98	29	26	3	0	0	4
CUSTODY OR SUPPORT	7	53	35	25	24	1	0	0	18
RECIPROCAL IN	0	4	0	4	4	0	0	0	4
RECIPROCAL OUT	0	0	0	0	0	0	0	0	0
PATERNITY	0	0	0	0	0	0	0	0	0
DOMESTIC ABUSE	1	10	10	1	1	0	0	0	0
OTHER	1	4	5	0	0	0	0	0	-1
TOTALS FOR PERIOD	51	239	203	87	81	6	0	0	36
CARROLL COUNTY DIVISION 2									
EQUITY	18	65	65	18	17	1	0	0	0
DIVORCE	47	111	122	36	34	1	1	3	-11
CUSTODY OR SUPPORT	11	37	37	11	11	0	0	0	0
RECIPROCAL IN	1	3	1	3	3	0	0	0	2
RECIPROCAL OUT	0	1	1	0	0	0	0	0	0
PATERNITY	0	0	0	0	0	0	0	0	0
DOMESTIC ABUSE	1	21	22	0	0	0	0	0	-1
OTHER	3	9	9	3	3	0	0	0	0
TOTALS FOR PERIOD	81	247	257	71	68	2	1	1	-10

CHANCERY CIRCUITS FROM 07/01/91 THROUGH 06/30/92

CIRCUIT AND COUNTY	CASES PENDING START	CASES FILED	CASES TERMI-NATED	CASES PENDING AT END	AGE OF ALL CASES PENDING LESS 1 YR.	1-2 YRS.	OVER 2 YRS.	% OVER 2 YRS.	CHANGE IN CASES PENDING
CARROLL COUNTY DIVISION 3									
EQUITY	11	4	5	10	3	4	3	30	-1
DIVORCE	8	6	7	7	2	1	4	57	-1
CUSTODY OR SUPPORT	6	9	4	11	7	2	2	18	5
RECIPROCAL IN	2	6	2	6	5	1	0	0	4
RECIPROCAL OUT	1	5	3	3	3	0	0	0	2
PATERNITY	10	37	23	24	20	3	1	4	14
DOMESTIC ABUSE	2	11	7	6	5	0	1	17	4
OTHER	1	2	3	0	0	0	0	0	-1
TOTALS FOR PERIOD	41	80	54	67	45	11	11	16	26
CARROLL COUNTY									
EQUITY	46	135	125	56	46	7	3	5	10
DIVORCE	80	219	227	72	62	5	5	7	-8
CUSTODY OR SUPPORT	24	99	76	47	42	3	2	4	23
RECIPROCAL IN	3	13	3	13	12	1	0	0	10
RECIPROCAL OUT	1	6	4	3	3	0	0	0	2
PATERNITY	10	37	23	24	20	3	1	4	14
DOMESTIC ABUSE	4	42	39	7	6	0	1	14	3
OTHER	5	15	17	3	3	0	0	0	-2
TOTALS FOR PERIOD	173	566	514	225	194	19	12	5	52
NINETEENTH CIRCUIT									
EQUITY	208	505	499	214	190	14	10	5	6
DIVORCE	362	1364	1341	385	369	10	6	2	23
CUSTODY OR SUPPORT	185	494	463	216	176	32	8	4	31
RECIPROCAL IN	15	125	93	47	46	1	0	0	32
RECIPROCAL OUT	6	31	30	7	7	0	0	0	1
PATERNITY	70	118	110	78	62	15	1	1	8
DOMESTIC ABUSE	13	239	231	21	20	0	1	5	8
OTHER	10	59	57	12	12	0	0	0	2
TOTALS FOR PERIOD	869	2935	2824	980	882	72	26	3	111
TWENTIETH CIRCUIT									
FAULKNER COUNTY DIVISION 1									
EQUITY	5	3	8	0	0	0	0	0	-5
DIVORCE	48	68	116	0	0	0	0	0	-48
CUSTODY OR SUPPORT	22	31	44	9	8	1	0	0	-13
RECIPROCAL IN	1	0	1	0	0	0	0	0	-1
RECIPROCAL OUT	0	0	0	0	0	0	0	0	0
PATERNITY	6	1	7	0	0	0	0	0	-6
DOMESTIC ABUSE	1	7	8	0	0	0	0	0	-1
OTHER	8	10	17	1	1	0	0	0	-7
TOTALS FOR PERIOD	91	120	201	10	9	1	0	0	-81

CHANCERY CIRCUITS FROM 07/01/91 THROUGH 06/30/92

CIRCUIT AND COUNTY	CASES PENDING START	CASES FILED	CASES TERMI-NATED	CASES PENDING AT END	AGE OF ALL CASES PENDING LESS 1 YR.	1-2 YRS.	OVER 2 YRS.	% OVER 2 YRS.	CHANGE IN CASES PENDING
FAULKNER COUNTY DIVISION 2									
EQUITY	34	34	44	24	16	8	0	0	-10
DIVORCE	88	195	198	85	73	12	0	0	-3
CUSTODY OR SUPPORT	42	99	71	70	63	5	2	3	28
RECIPROCAL IN	6	3	3	6	2	3	1	17	0
RECIPROCAL OUT	0	0	0	0	0	0	0	0	0
PATERNITY	24	18	32	10	10	0	0	0	-14
DOMESTIC ABUSE	11	50	19	42	31	11	0	0	31
OTHER	14	34	25	23	19	4	0	0	9
TOTALS FOR PERIOD	219	433	392	260	214	43	3	1	41
FAULKNER COUNTY DIVISION 3									
EQUITY	77	80	90	67	36	15	16	24	-10
DIVORCE	226	369	376	219	172	40	7	3	-7
CUSTODY OR SUPPORT	132	154	155	131	92	27	12	9	-1
RECIPROCAL IN	5	13	9	9	9	0	0	0	4
RECIPROCAL OUT	1	3	1	3	3	0	0	0	2
PATERNITY	16	40	22	34	28	6	0	0	18
DOMESTIC ABUSE	8	79	40	47	41	6	0	0	39
OTHER	63	72	81	54	33	11	10	19	-9
TOTALS FOR PERIOD	528	810	774	564	414	105	45	8	36
FAULKNER COUNTY									
EQUITY	116	117	142	91	52	23	16	18	-25
DIVORCE	362	632	690	304	245	52	7	2	-58
CUSTODY OR SUPPORT	196	284	270	210	163	33	14	7	14
RECIPROCAL IN	12	16	13	15	11	3	1	7	3
RECIPROCAL OUT	1	3	1	3	3	0	0	0	2
PATERNITY	46	59	61	44	38	6	0	0	-2
DOMESTIC ABUSE	20	136	67	89	72	17	0	0	69
OTHER	85	116	123	78	53	15	10	13	-7
TOTALS FOR PERIOD	838	1363	1367	834	637	149	48	6	-4
SEARCY COUNTY DIVISION 1									
EQUITY	4	1	5	0	0	0	0	0	-4
DIVORCE	2	6	8	0	0	0	0	0	-2
CUSTODY OR SUPPORT	0	2	2	0	0	0	0	0	0
RECIPROCAL IN	0	0	0	0	0	0	0	0	0
RECIPROCAL OUT	0	0	0	0	0	0	0	0	0
PATERNITY	0	0	0	0	0	0	0	0	0
DOMESTIC ABUSE	0	0	0	0	0	0	0	0	0
OTHER	1	0	1	0	0	0	0	0	-1
TOTALS FOR PERIOD	7	9	16	0	0	0	0	0	-7

CHANCERY CIRCUITS FROM 07/01/91 THROUGH 06/30/92

CIRCUIT AND COUNTY	CASES PENDING START	CASES FILED	CASES TERMI-NATED	CASES PENDING AT END	AGE OF ALL CASES PENDING LESS 1 YR.	1-2 YRS.	OVER 2 YRS.	% OVER 2 YRS.	CHANGE IN CASES PENDING
SEARCY COUNTY DIVISION 2									
EQUITY	5	5	5	5	4	1	0	0	0
DIVORCE	8	20	13	15	12	3	0	0	7
CUSTODY OR SUPPORT	2	8	3	7	6	0	1	14	5
RECIPROCAL IN	0	2	1	1	1	0	0	0	1
RECIPROCAL OUT	0	0	0	0	0	0	0	0	0
PATERNITY	1	1	0	2	1	1	0	0	1
DOMESTIC ABUSE	1	9	4	6	6	0	0	0	5
OTHER	2	3	1	4	2	1	1	25	2
TOTALS FOR PERIOD	19	48	27	40	32	6	2	5	21
SEARCY COUNTY DIVISION 3									
EQUITY	8	11	7	12	7	1	4	33	4
DIVORCE	15	36	24	27	22	4	1	4	12
CUSTODY OR SUPPORT	15	17	15	17	8	6	3	18	2
RECIPROCAL IN	0	1	0	1	1	0	0	0	1
RECIPROCAL OUT	0	3	1	2	2	0	0	0	2
PATERNITY	2	7	3	6	5	1	0	0	4
DOMESTIC ABUSE	0	7	3	4	4	0	0	0	4
OTHER	4	4	4	4	2	2	0	0	0
TOTALS FOR PERIOD	44	86	57	73	51	14	8	11	29
SEARCY COUNTY									
EQUITY	17	17	17	17	11	2	4	24	0
DIVORCE	25	62	45	42	34	7	1	2	17
CUSTODY OR SUPPORT	17	27	20	24	14	6	4	17	7
RECIPROCAL IN	0	3	1	2	2	0	0	0	2
RECIPROCAL OUT	0	3	1	2	2	0	0	0	2
PATERNITY	3	8	3	8	6	2	0	0	5
DOMESTIC ABUSE	1	16	7	10	10	0	0	0	9
OTHER	7	7	6	8	4	3	1	13	1
TOTALS FOR PERIOD	70	143	100	113	83	20	10	9	43
VAN BUREN COUNTY DIVISION 1									
EQUITY	13	10	23	0	0	0	0	0	-13
DIVORCE	4	8	12	0	0	0	0	0	-4
CUSTODY OR SUPPORT	1	0	1	0	0	0	0	0	-1
RECIPROCAL IN	0	0	0	0	0	0	0	0	0
RECIPROCAL OUT	0	0	0	0	0	0	0	0	0
PATERNITY	0	0	0	0	0	0	0	0	0
DOMESTIC ABUSE	0	1	1	0	0	0	0	0	0
OTHER	0	4	4	0	0	0	0	0	0
TOTALS FOR PERIOD	18	23	41	0	0	0	0	0	-18

CHANCERY CIRCUITS FROM 07/01/91 THROUGH 06/30/92

CIRCUIT AND COUNTY	CASES PENDING START	CASES FILED	CASES TERMI-NATED	CASES PENDING AT END	AGE OF ALL CASES PENDING LESS 1 YR.	1-2 YRS.	OVER 2 YRS.	% OVER 2 YRS.	CHANGE IN CASES PENDING
VAN BUREN COUNTY DIVISION 2									
EQUITY	20	21	31	10	3	4	3	30	-10
DIVORCE	12	40	31	21	17	4	0	0	9
CUSTODY OR SUPPORT	5	14	6	13	10	3	0	0	8
RECIPROCAL IN	0	1	0	1	1	0	0	0	1
RECIPROCAL OUT	0	0	0	0	0	0	0	0	0
PATERNITY	0	5	3	2	2	0	0	0	2
DOMESTIC ABUSE	1	13	2	12	11	1	0	0	11
OTHER	5	8	7	6	4	2	0	0	1
TOTALS FOR PERIOD	43	102	80	65	48	14	3	5	22
VAN BUREN COUNTY DIVISION 3									
EQUITY	41	51	54	38	21	7	10	26	-3
DIVORCE	41	74	69	46	35	10	1	2	5
CUSTODY OR SUPPORT	30	30	29	31	17	13	1	3	1
RECIPROCAL IN	2	6	1	7	5	2	0	0	5
RECIPROCAL OUT	0	0	0	0	0	0	0	0	0
PATERNITY	6	1	7	0	0	0	0	0	-6
DOMESTIC ABUSE	2	17	4	15	13	2	0	0	13
OTHER	16	14	17	13	6	5	2	15	-3
TOTALS FOR PERIOD	138	193	181	150	97	39	14	9	12
VAN BUREN COUNTY									
EQUITY	74	82	108	48	24	11	13	27	-26
DIVORCE	57	122	112	67	52	14	1	1	10
CUSTODY OR SUPPORT	36	44	36	44	27	16	1	2	8
RECIPROCAL IN	2	7	1	8	6	2	0	0	6
RECIPROCAL OUT	0	0	0	0	0	0	0	0	0
PATERNITY	6	6	10	2	2	0	0	0	-4
DOMESTIC ABUSE	3	31	7	27	24	3	0	0	24
OTHER	21	26	28	19	10	7	2	11	-2
TOTALS FOR PERIOD	199	318	302	215	145	53	17	8	16
TWENTIETH CIRCUIT									
EQUITY	207	216	267	156	87	36	33	21	-51
DIVORCE	444	816	847	413	331	73	9	2	-31
CUSTODY OR SUPPORT	249	355	326	278	204	55	19	7	29
RECIPROCAL IN	14	26	15	25	19	5	1	4	11
RECIPROCAL OUT	1	6	2	5	5	0	0	0	4
PATERNITY	55	73	74	54	46	8	0	0	-1
DOMESTIC ABUSE	24	183	81	126	106	20	0	0	102
OTHER	113	149	157	105	67	25	13	12	-8
TOTALS FOR PERIOD	1107	1824	1769	1162	865	222	75	6	55

CHANCERY CIRCUITS FROM 07/01/91 THROUGH 06/30/92

CIRCUIT AND COUNTY	CASES PENDING START	CASES FILED	CASES TERMI-NATED	CASES PENDING AT END	AGE OF ALL CASES PENDING LESS 1 YR.	1-2 YRS.	OVER 2 YRS.	% OVER 2 YRS.	CHANGE IN CASES PENDING
STATE TOTALS									
EQUITY	4025	5413	5860	3578	2260	662	656	18	-447
DIVORCE	11085	24602	24450	11237	8604	1622	1011	9	152
CUSTODY OR SUPPORT	8631	16893	15684	9840	6840	1768	1232	13	1209
RECIPROCAL IN	726	1182	1043	865	526	135	204	24	139
RECIPROCAL OUT	191	778	770	199	127	49	23	12	8
PATERNITY	3222	5525	5264	3483	2376	598	509	15	261
DOMESTIC ABUSE	232	2584	2167	649	580	48	21	3	417
OTHER	1618	3468	3256	1830	1308	297	225	12	212
TOTALS FOR PERIOD	29730	60445	58494	31681	22621	5179	3881	12	1951

PROBATE CIRCUITS FROM 07/01/91 THROUGH 06/30/92

CIRCUIT AND COUNTY	CASES PENDING START	CASES FILED	CASES TERMI-NATED	CASES PENDING AT END	AGE OF ALL CASES PENDING LESS 1 YR.	1-2 YRS.	OVER 2 YRS.	% OVER 2 YRS.	CHANGE IN CASES PENDING
FIRST CIRCUIT									
CROSS COUNTY									
GUARDIANSHIP	163	19	8	174	18	25	131	75	11
COMMITMENT-ALCOHOLIC	0	3	2	1	1	0	0	0	1
COMMITMENT-NARCOTICS	0	0	0	0	0	0	0	0	0
COMMITMENT-CIVIL	7	21	13	15	11	4	0	0	8
ADOPTION	15	15	10	20	11	2	7	35	5
ANCILLARY ADMINISTRATION	3	0	1	2	0	0	2	100	-1
SMALL ESTATES	0	4	4	0	0	0	0	0	0
DECEDENT ESTATES	98	23	26	95	21	20	54	57	-3
OTHER	2	0	0	2	0	0	2	100	0
TOTALS FOR PERIOD	288	85	64	309	62	51	196	63	21
LEE COUNTY									
GUARDIANSHIP	52	3	1	54	3	9	42	78	2
COMMITMENT-ALCOHOLIC	1	1	1	1	0	0	1	100	0
COMMITMENT-NARCOTICS	0	1	1	0	0	0	0	0	0
COMMITMENT-CIVIL	5	10	8	7	3	1	3	43	2
ADOPTION	3	0	1	2	0	0	2	100	-1
ANCILLARY ADMINISTRATION	4	4	0	8	4	3	1	13	4
SMALL ESTATES	0	9	9	0	0	0	0	0	0
DECEDENT ESTATES	59	27	14	72	24	11	37	51	13
OTHER	1	1	1	1	0	0	1	100	0
TOTALS FOR PERIOD	125	56	36	145	34	24	87	60	20
MONROE COUNTY									
GUARDIANSHIP	74	11	2	83	11	14	58	70	9
COMMITMENT-ALCOHOLIC	3	0	3	0	0	0	0	0	-3
COMMITMENT-NARCOTICS	0	0	0	0	0	0	0	0	0
COMMITMENT-CIVIL	4	6	9	1	0	0	1	100	-3
ADOPTION	8	8	5	11	6	0	5	45	3
ANCILLARY ADMINISTRATION	1	0	1	0	0	0	0	0	-1
SMALL ESTATES	0	1	1	0	0	0	0	0	0
DECEDENT ESTATES	102	24	36	90	20	9	61	68	-12
OTHER	0	0	0	0	0	0	0	0	0
TOTALS FOR PERIOD	192	50	57	185	37	23	125	68	-7

PROBATE CIRCUITS FROM 07/01/91 THROUGH 06/30/92

CIRCUIT AND COUNTY	CASES PENDING START	CASES FILED	CASES TERMI-NATED	CASES PENDING AT END	AGE OF ALL CASES PENDING LESS 1 YR.	1-2 YRS.	OVER 2 YRS.	% OVER 2 YRS.	CHANGE IN CASES PENDING
PHILLIPS COUNTY									
GUARDIANSHIP	189	39	10	218	36	37	145	67	29
COMMITMENT-ALCOHOLIC	1	1	1	1	0	0	1	100	0
COMMITMENT-NARCOTICS	0	1	1	0	0	0	0	0	0
COMMITMENT-CIVIL	9	49	48	10	1	0	9	90	1
ADOPTION	10	12	6	16	7	1	8	50	6
ANCILLARY ADMINISTRATION	2	1	2	1	0	0	1	100	-1
SMALL ESTATES	0	12	12	0	0	0	0	0	0
DECEDENT ESTATES	248	74	53	269	65	38	166	62	21
OTHER	1	0	0	1	0	1	0	0	0
TOTALS FOR PERIOD	460	189	133	516	109	77	330	64	56
ST. FRANCIS COUNTY									
GUARDIANSHIP	179	41	10	210	39	23	148	70	31
COMMITMENT-ALCOHOLIC	8	7	6	9	1	3	5	56	1
COMMITMENT-NARCOTICS	3	0	0	3	0	0	3	100	0
COMMITMENT-CIVIL	21	18	13	26	6	1	19	73	5
ADOPTION	17	18	18	17	9	3	5	29	0
ANCILLARY ADMINISTRATION	2	1	0	3	1	0	2	67	1
SMALL ESTATES	0	19	19	0	0	0	0	0	0
DECEDENT ESTATES	181	57	55	183	44	37	102	56	2
OTHER	0	3	3	0	0	0	0	0	0
TOTALS FOR PERIOD	411	164	124	451	100	67	284	63	40
WOODRUFF COUNTY									
GUARDIANSHIP	65	17	3	79	16	9	54	68	14
COMMITMENT-ALCOHOLIC	1	0	0	1	0	0	1	100	0
COMMITMENT-NARCOTICS	0	0	0	0	0	0	0	0	0
COMMITMENT-CIVIL	17	13	3	27	12	4	11	41	10
ADOPTION	1	6	5	2	2	0	0	0	1
ANCILLARY ADMINISTRATION	6	6	3	9	3	3	3	33	3
SMALL ESTATES	0	5	5	0	0	0	0	0	0
DECEDENT ESTATES	102	19	23	98	16	8	74	76	-4
OTHER	0	0	0	0	0	0	0	0	0
TOTALS FOR PERIOD	192	66	42	216	49	24	143	66	24
FIRST CIRCUIT									
GUARDIANSHIP	722	130	34	818	123	117	578	71	96
COMMITMENT-ALCOHOLIC	14	12	13	13	2	3	8	62	-1
COMMITMENT-NARCOTICS	3	2	2	3	0	0	3	100	0
COMMITMENT-CIVIL	63	117	94	86	33	10	43	50	23
ADOPTION	54	59	45	68	35	6	27	40	14
ANCILLARY ADMINISTRATION	18	12	7	23	8	6	9	39	5
SMALL ESTATES	0	50	50	0	0	0	0	0	0
DECEDENT ESTATES	790	224	207	807	190	123	494	61	17
OTHER	4	4	4	4	0	1	3	75	0
TOTALS FOR PERIOD	1668	610	456	1822	391	266	1165	64	154

PROBATE CIRCUITS FROM 07/01/91 THROUGH 06/30/92

CIRCUIT AND COUNTY	CASES PENDING START	CASES FILED	CASES TERMI-NATED	CASES PENDING AT END	AGE OF ALL CASES PENDING LESS 1 YR.	1-2 YRS.	OVER 2 YRS.	% OVER 2 YRS.	CHANGE IN CASES PENDING
SECOND CIRCUIT									
CLAY COUNTY									
GUARDIANSHIP	68	18	9	77	15	11	51	66	9
COMMITMENT-ALCOHOLIC	1	0	0	1	0	1	0	0	0
COMMITMENT-NARCOTICS	0	0	0	0	0	0	0	0	0
COMMITMENT-CIVIL	5	3	3	5	0	2	3	60	0
ADOPTION	9	10	15	4	3	0	1	25	-5
ANCILLARY ADMINISTRATION	3	1	2	2	1	0	1	50	-1
SMALL ESTATES	0	10	10	0	0	0	0	0	0
DECEDENT ESTATES	117	35	44	108	26	16	66	61	-9
OTHER	1	2	3	0	0	0	0	0	-1
TOTALS FOR PERIOD	204	79	86	197	45	30	122	62	-7
CRAIGHEAD COUNTY									
GUARDIANSHIP	427	104	48	483	94	63	326	67	56
COMMITMENT-ALCOHOLIC	2	0	0	2	0	0	2	100	0
COMMITMENT-NARCOTICS	0	0	0	0	0	0	0	0	0
COMMITMENT-CIVIL	37	63	38	62	40	9	13	21	25
ADOPTION	68	53	19	102	41	18	43	42	34
ANCILLARY ADMINISTRATION	2	1	1	2	1	1	0	0	0
SMALL ESTATES	0	20	20	0	0	0	0	0	0
DECEDENT ESTATES	239	116	92	263	93	38	132	50	24
OTHER	0	2	2	0	0	0	0	0	0
TOTALS FOR PERIOD	775	359	220	914	269	129	516	56	139
CRITTENDEN COUNTY									
GUARDIANSHIP	238	49	12	275	45	43	187	68	37
COMMITMENT-ALCOHOLIC	0	0	0	0	0	0	0	0	0
COMMITMENT-NARCOTICS	0	0	0	0	0	0	0	0	0
COMMITMENT-CIVIL	12	44	37	19	16	3	0	0	7
ADOPTION	22	36	1	57	35	19	3	5	35
ANCILLARY ADMINISTRATION	4	0	0	4	0	0	4	100	0
SMALL ESTATES	0	23	23	0	0	0	0	0	0
DECEDENT ESTATES	210	79	61	228	62	35	131	57	18
OTHER	2	4	1	5	3	2	0	0	3
TOTALS FOR PERIOD	488	235	135	588	161	102	325	55	100

PROBATE CIRCUITS FROM 07/01/91 THROUGH 06/30/92

CIRCUIT AND COUNTY	CASES PENDING START	CASES FILED	CASES TERMI-NATED	CASES PENDING AT END	AGE OF ALL CASES PENDING LESS 1 YR.	1-2 YRS.	OVER 2 YRS.	% OVER 2 YRS.	CHANGE IN CASES PENDING
GREENE COUNTY									
GUARDIANSHIP	120	35	9	146	35	22	89	61	26
COMMITMENT-ALCOHOLIC	1	1	1	1	1	0	0	0	0
COMMITMENT-NARCOTICS	0	0	0	0	0	0	0	0	0
COMMITMENT-CIVIL	5	19	14	10	9	0	1	10	5
ADOPTION	8	21	20	9	7	0	2	22	1
ANCILLARY ADMINISTRATION	1	6	0	7	6	0	1	14	6
SMALL ESTATES	0	0	0	0	0	0	0	0	0
DECEDENT ESTATES	124	53	50	127	48	27	52	41	3
OTHER	0	2	1	1	1	0	0	0	1
TOTALS FOR PERIOD	259	137	95	301	107	49	145	48	42
MISSISSIPPI COUNTY									
GUARDIANSHIP	233	59	24	268	56	40	172	64	35
COMMITMENT-ALCOHOLIC	0	1	0	1	1	0	0	0	1
COMMITMENT-NARCOTICS	0	0	0	0	0	0	0	0	0
COMMITMENT-CIVIL	17	21	31	7	3	2	2	29	-10
ADOPTION	27	38	40	25	14	3	8	32	-2
ANCILLARY ADMINISTRATION	0	0	0	0	0	0	0	0	0
SMALL ESTATES	0	37	37	0	0	0	0	0	0
DECEDENT ESTATES	196	79	92	183	62	41	80	44	-13
OTHER	2	7	5	4	3	0	1	25	2
TOTALS FOR PERIOD	475	242	229	488	139	86	263	54	13
POINSETT COUNTY									
GUARDIANSHIP	119	25	8	136	22	14	100	74	17
COMMITMENT-ALCOHOLIC	1	8	3	6	5	1	0	0	5
COMMITMENT-NARCOTICS	1	1	0	2	1	0	1	50	1
COMMITMENT-CIVIL	9	18	8	19	12	4	3	16	10
ADOPTION	13	13	12	14	4	3	7	50	1
ANCILLARY ADMINISTRATION	2	0	1	1	0	1	0	0	-1
SMALL ESTATES	0	6	6	0	0	0	0	0	0
DECEDENT ESTATES	110	45	41	114	31	19	64	56	4
OTHER	0	1	1	0	0	0	0	0	0
TOTALS FOR PERIOD	255	117	80	292	75	42	175	60	37
SECOND CIRCUIT									
GUARDIANSHIP	1205	290	110	1385	267	193	925	67	180
COMMITMENT-ALCOHOLIC	5	10	4	11	7	2	2	18	6
COMMITMENT-NARCOTICS	1	1	0	2	1	0	1	50	1
COMMITMENT-CIVIL	85	168	131	122	80	20	22	18	37
ADOPTION	147	171	107	211	104	43	64	30	64
ANCILLARY ADMINISTRATION	12	8	4	16	8	2	6	38	4
SMALL ESTATES	0	96	96	0	0	0	0	0	0
DECEDENT ESTATES	996	407	380	1023	322	176	525	51	27
OTHER	5	18	13	10	7	2	1	10	5
TOTALS FOR PERIOD	2456	1169	845	2780	796	438	1546	56	324

PROBATE CIRCUITS FROM 07/01/91 THROUGH 06/30/92

CIRCUIT AND COUNTY	CASES PENDING START	CASES FILED	CASES TERMI-NATED	CASES PENDING AT END	AGE OF ALL CASES PENDING LESS 1 YR.	1-2 YRS.	OVER 2 YRS.	% OVER 2 YRS.	CHANGE IN CASES PENDING
THIRD CIRCUIT									
JACKSON COUNTY									
GUARDIANSHIP	94	24	19	99	21	17	61	62	5
COMMITMENT-ALCOHOLIC	0	0	0	0	0	0	0	0	0
COMMITMENT-NARCOTICS	1	0	0	1	0	0	1	100	0
COMMITMENT-CIVIL	5	4	4	5	0	0	5	100	0
ADOPTION	5	9	12	2	2	0	0	0	-3
ANCILLARY ADMINISTRATION	2	3	2	3	2	0	1	33	1
SMALL ESTATES	0	10	10	0	0	0	0	0	0
DECEDENT ESTATES	128	41	42	127	32	23	72	57	-1
OTHER	0	0	0	0	0	0	0	0	0
TOTALS FOR PERIOD	235	91	89	237	57	40	140	59	2
LAWRENCE COUNTY									
GUARDIANSHIP	93	30	21	102	28	11	63	62	9
COMMITMENT-ALCOHOLIC	0	1	0	1	1	0	0	0	1
COMMITMENT-NARCOTICS	0	0	0	0	0	0	0	0	0
COMMITMENT-CIVIL	2	3	4	1	0	0	1	100	-1
ADOPTION	7	10	8	9	6	1	2	22	2
ANCILLARY ADMINISTRATION	1	2	2	1	1	0	0	0	0
SMALL ESTATES	0	7	7	0	0	0	0	0	0
DECEDENT ESTATES	56	40	33	63	31	6	26	41	7
OTHER	2	1	2	1	0	0	1	100	-1
TOTALS FOR PERIOD	161	94	77	178	67	18	93	52	17
RANDOLPH COUNTY									
GUARDIANSHIP	80	9	3	86	8	15	63	73	6
COMMITMENT-ALCOHOLIC	0	0	0	0	0	0	0	0	0
COMMITMENT-NARCOTICS	0	0	0	0	0	0	0	0	0
COMMITMENT-CIVIL	5	12	9	8	4	3	1	13	3
ADOPTION	15	16	12	19	7	3	9	47	4
ANCILLARY ADMINISTRATION	0	1	0	1	1	0	0	0	1
SMALL ESTATES	0	11	11	0	0	0	0	0	0
DECEDENT ESTATES	102	23	32	93	20	12	61	66	-9
OTHER	0	1	1	0	0	0	0	0	0
TOTALS FOR PERIOD	202	73	68	207	40	33	134	65	5

PROBATE CIRCUITS FROM 07/01/91 THROUGH 06/30/92

CIRCUIT AND COUNTY	CASES PENDING START	CASES FILED	CASES TERMI-NATED	CASES PENDING AT END	AGE OF ALL CASES PENDING LESS 1 YR.	1-2 YRS.	OVER 2 YRS.	% OVER 2 YRS.	CHANGE IN CASES PENDING
SHARP COUNTY									
GUARDIANSHIP	88	22	8	102	20	17	65	64	14
COMMITMENT-ALCOHOLIC	0	0	0	0	0	0	0	0	0
COMMITMENT-NARCOTICS	0	0	0	0	0	0	0	0	0
COMMITMENT-CIVIL	7	17	13	11	5	1	5	45	4
ADOPTION	3	11	7	7	5	0	2	29	4
ANCILLARY ADMINISTRATION	10	14	15	9	3	2	4	44	-1
SMALL ESTATES	0	13	13	0	0	0	0	0	0
DECEDENT ESTATES	93	49	33	109	34	18	57	52	16
OTHER	1	0	0	1	0	0	1	100	0
TOTALS FOR PERIOD	202	126	89	239	67	38	134	56	37
THIRD CIRCUIT									
GUARDIANSHIP	355	85	51	389	77	60	252	65	34
COMMITMENT-ALCOHOLIC	0	1	0	1	1	0	0	0	1
COMMITMENT-NARCOTICS	1	0	0	1	0	0	1	100	0
COMMITMENT-CIVIL	19	36	30	25	9	4	12	48	6
ADOPTION	30	46	39	37	20	4	13	35	7
ANCILLARY ADMINISTRATION	13	20	19	14	7	2	5	36	1
SMALL ESTATES	0	41	41	0	0	0	0	0	0
DECEDENT ESTATES	379	153	140	392	117	59	216	55	13
OTHER	3	2	3	2	0	0	2	100	-1
TOTALS FOR PERIOD	800	384	323	861	231	129	501	58	61
FOURTH CIRCUIT									
MADISON COUNTY DIVISION 1									
GUARDIANSHIP	14	2	1	15	2	2	11	73	1
COMMITMENT-ALCOHOLIC	0	0	0	0	0	0	0	0	0
COMMITMENT-NARCOTICS	0	0	0	0	0	0	0	0	0
COMMITMENT-CIVIL	2	2	0	4	2	2	0	0	2
ADOPTION	2	3	2	3	2	0	1	33	1
ANCILLARY ADMINISTRATION	1	0	1	0	0	0	0	0	-1
SMALL ESTATES	0	2	2	0	0	0	0	0	0
DECEDENT ESTATES	23	11	10	24	8	0	16	67	1
OTHER	0	0	0	0	0	0	0	0	0
TOTALS FOR PERIOD	42	20	16	46	14	4	28	61	4

PROBATE CIRCUITS FROM 07/01/91 THROUGH 06/30/92

CIRCUIT AND COUNTY	CASES PENDING START	CASES FILED	CASES TERMI-NATED	CASES PENDING AT END	AGE OF ALL CASES PENDING LESS 1 YR.	1-2 YRS.	OVER 2 YRS.	% OVER 2 YRS.	CHANGE IN CASES PENDING
MADISON COUNTY DIVISION 2									
GUARDIANSHIP	21	2	17	6	2	1	3	50	-15
COMMITMENT-ALCOHOLIC	0	0	0	0	0	0	0	0	0
COMMITMENT-NARCOTICS	0	0	0	0	0	0	0	0	0
COMMITMENT-CIVIL	2	1	0	3	1	2	0	0	1
ADOPTION	5	4	8	1	1	0	0	0	-4
ANCILLARY ADMINISTRATION	1	1	2	0	0	0	0	0	-1
SMALL ESTATES	0	0	0	0	0	0	0	0	0
DECEDENT ESTATES	22	16	19	19	15	2	2	11	-3
OTHER	0	0	0	0	0	0	0	0	0
TOTALS FOR PERIOD	51	24	46	29	19	5	5	17	-22
MADISON COUNTY									
GUARDIANSHIP	35	4	18	21	4	3	14	67	-14
COMMITMENT-ALCOHOLIC	0	0	0	0	0	0	0	0	0
COMMITMENT-NARCOTICS	0	0	0	0	0	0	0	0	0
COMMITMENT-CIVIL	4	3	0	7	3	4	0	0	3
ADOPTION	7	7	10	4	3	0	1	25	-3
ANCILLARY ADMINISTRATION	2	1	3	0	0	0	0	0	-2
SMALL ESTATES	0	2	2	0	0	0	0	0	0
DECEDENT ESTATES	45	27	29	43	23	2	18	42	-2
OTHER	0	0	0	0	0	0	0	0	0
TOTALS FOR PERIOD	93	44	62	75	33	9	33	44	-18
WASHINGTON COUNTY DIVISION 1									
GUARDIANSHIP	284	44	16	312	38	41	233	75	28
COMMITMENT-ALCOHOLIC	0	0	0	0	0	0	0	0	0
COMMITMENT-NARCOTICS	0	0	0	0	0	0	0	0	0
COMMITMENT-CIVIL	4	29	23	10	6	4	0	0	6
ADOPTION	40	61	54	47	31	7	9	19	7
ANCILLARY ADMINISTRATION	7	0	5	2	0	0	2	100	-5
SMALL ESTATES	0	40	40	0	0	0	0	0	0
DECEDENT ESTATES	129	71	59	141	56	22	63	45	12
OTHER	0	1	1	0	0	0	0	0	0
TOTALS FOR PERIOD	464	246	198	512	131	74	307	60	48
WASHINGTON COUNTY DIVISION 2									
GUARDIANSHIP	117	51	29	139	43	38	58	42	22
COMMITMENT-ALCOHOLIC	0	0	0	0	0	0	0	0	0
COMMITMENT-NARCOTICS	0	0	0	0	0	0	0	0	0
COMMITMENT-CIVIL	5	32	27	10	7	3	0	0	5
ADOPTION	21	49	46	24	20	4	0	0	3
ANCILLARY ADMINISTRATION	1	1	2	0	0	0	0	0	-1
SMALL ESTATES	0	30	30	0	0	0	0	0	0
DECEDENT ESTATES	97	84	58	123	66	24	33	27	26
OTHER	0	0	0	0	0	0	0	0	0
TOTALS FOR PERIOD	241	247	192	296	136	69	91	31	55

PROBATE CIRCUITS FROM 07/01/91 THROUGH 06/30/92

CIRCUIT AND COUNTY	CASES PENDING START	CASES FILED	CASES TERMI-NATED	CASES PENDING AT END	AGE OF ALL CASES PENDING LESS 1 YR.	1-2 YRS.	OVER 2 YRS.	% OVER 2 YRS.	CHANGE IN CASES PENDING
WASHINGTON COUNTY									
GUARDIANSHIP	401	95	45	451	81	79	291	65	50
COMMITMENT-ALCOHOLIC	0	0	0	0	0	0	0	0	0
COMMITMENT-NARCOTICS	0	0	0	0	0	0	0	0	0
COMMITMENT-CIVIL	9	61	50	20	13	7	0	0	11
ADOPTION	61	110	100	71	51	11	9	13	10
ANCILLARY ADMINISTRATION	8	1	7	2	0	0	2	100	-6
SMALL ESTATES	0	70	70	0	0	0	0	0	0
DECEDENT ESTATES	226	155	117	264	122	46	96	36	38
OTHER	0	1	1	0	0	0	0	0	0
TOTALS FOR PERIOD	705	493	390	808	267	143	398	49	103
FOURTH CIRCUIT									
GUARDIANSHIP	436	99	63	472	85	82	305	65	36
COMMITMENT-ALCOHOLIC	0	0	0	0	0	0	0	0	0
COMMITMENT-NARCOTICS	0	0	0	0	0	0	0	0	0
COMMITMENT-CIVIL	13	64	50	27	16	11	0	0	14
ADOPTION	68	117	110	75	54	11	10	13	7
ANCILLARY ADMINISTRATION	10	2	10	2	0	0	2	100	-8
SMALL ESTATES	0	72	72	0	0	0	0	0	0
DECEDENT ESTATES	271	182	146	307	145	48	114	37	36
OTHER	0	1	1	0	0	0	0	0	0
TOTALS FOR PERIOD	798	537	452	883	300	152	431	49	85
FIFTH CIRCUIT									
FRANKLIN COUNTY									
GUARDIANSHIP	66	15	7	74	14	7	53	72	8
COMMITMENT-ALCOHOLIC	1	0	0	1	0	0	1	100	0
COMMITMENT-NARCOTICS	0	0	0	0	0	0	0	0	0
COMMITMENT-CIVIL	8	9	8	9	3	5	1	11	1
ADOPTION	4	12	9	7	6	0	1	14	3
ANCILLARY ADMINISTRATION	2	4	1	5	3	1	1	20	3
SMALL ESTATES	0	3	3	0	0	0	0	0	0
DECEDENT ESTATES	55	25	18	62	19	8	35	56	7
OTHER	0	0	0	0	0	0	0	0	0
TOTALS FOR PERIOD	136	68	46	158	45	21	92	58	22

PROBATE CIRCUITS FROM 07/01/91 THROUGH 06/30/92

CIRCUIT AND COUNTY	CASES PENDING START	CASES FILED	CASES TERMI-NATED	CASES PENDING AT END	AGE OF ALL CASES PENDING LESS 1 YR.	1-2 YRS.	OVER 2 YRS.	% OVER 2 YRS.	CHANGE IN CASES PENDING
JOHNSON COUNTY									
GUARDIANSHIP	112	25	9	128	22	18	88	69	16
COMMITMENT-ALCOHOLIC	2	0	1	1	0	0	1	100	-1
COMMITMENT-NARCOTICS	0	0	0	0	0	0	0	0	0
COMMITMENT-CIVIL	5	8	3	10	5	3	2	20	5
ADOPTION	21	15	26	10	7	2	1	10	-11
ANCILLARY ADMINISTRATION	11	12	3	20	9	8	3	15	9
SMALL ESTATES	0	6	6	0	0	0	0	0	0
DECEDENT ESTATES	77	24	28	73	12	13	48	66	-4
OTHER	0	0	0	0	0	0	0	0	0
TOTALS FOR PERIOD	228	90	76	242	55	44	143	59	14
POPE COUNTY									
GUARDIANSHIP	332	73	14	391	70	41	280	72	59
COMMITMENT-ALCOHOLIC	0	4	4	0	0	0	0	0	0
COMMITMENT-NARCOTICS	0	0	0	0	0	0	0	0	0
COMMITMENT-CIVIL	2	20	20	2	0	1	1	50	0
ADOPTION	25	44	35	34	15	3	16	47	9
ANCILLARY ADMINISTRATION	4	1	0	5	1	0	4	80	1
SMALL ESTATES	0	24	24	0	0	0	0	0	0
DECEDENT ESTATES	183	81	48	216	68	26	122	56	33
OTHER	0	2	2	0	0	0	0	0	0
TOTALS FOR PERIOD	546	249	147	648	154	71	423	65	102
FIFTH CIRCUIT									
GUARDIANSHIP	510	113	30	593	106	66	421	71	83
COMMITMENT-ALCOHOLIC	3	4	5	2	0	0	2	100	-1
COMMITMENT-NARCOTICS	0	0	0	0	0	0	0	0	0
COMMITMENT-CIVIL	15	37	31	21	8	9	4	19	6
ADOPTION	50	71	70	51	28	5	18	35	1
ANCILLARY ADMINISTRATION	17	17	4	30	13	9	8	27	13
SMALL ESTATES	0	33	33	0	0	0	0	0	0
DECEDENT ESTATES	315	130	94	351	99	47	205	58	36
OTHER	0	2	2	0	0	0	0	0	0
TOTALS FOR PERIOD	910	407	269	1048	254	136	658	63	138
SIXTH CIRCUIT									
PERRY COUNTY									
GUARDIANSHIP	91	4	3	92	4	13	75	82	1
COMMITMENT-ALCOHOLIC	2	0	0	2	0	0	2	100	0
COMMITMENT-NARCOTICS	0	0	0	0	0	0	0	0	0
COMMITMENT-CIVIL	2	1	1	2	0	0	2	100	0
ADOPTION	3	4	0	7	4	0	3	43	4
ANCILLARY ADMINISTRATION	0	0	0	0	0	0	0	0	0
SMALL ESTATES	0	0	0	0	0	0	0	0	0
DECEDENT ESTATES	57	8	5	60	8	7	45	75	3
OTHER	0	0	0	0	0	0	0	0	0
TOTALS FOR PERIOD	155	17	9	163	16	20	127	78	8

PROBATE CIRCUITS FROM 07/01/91 THROUGH 06/30/92

CIRCUIT AND COUNTY	CASES PENDING START	CASES FILED	CASES TERMI-NATED	CASES PENDING AT END	AGE OF ALL CASES PENDING LESS 1 YR.	1-2 YRS.	OVER 2 YRS.	% OVER 2 YRS.	CHANGE IN CASES PENDING
PULASKI COUNTY DIVISION 1									
GUARDIANSHIP	641	67	33	675	59	65	551	82	34
COMMITMENT-ALCOHOLIC	0	0	0	0	0	0	0	0	0
COMMITMENT-NARCOTICS	1	0	0	1	0	0	1	100	0
COMMITMENT-CIVIL	10	0	1	9	0	0	9	100	-1
ADOPTION	87	53	47	93	18	15	60	65	6
ANCILLARY ADMINISTRATION	5	3	0	8	3	1	4	50	3
SMALL ESTATES	4	42	37	9	5	0	4	44	5
DECEDENT ESTATES	554	104	76	582	80	70	432	74	28
OTHER	18	23	20	21	3	4	14	67	3
TOTALS FOR PERIOD	1320	292	214	1398	168	155	1075	77	78
PULASKI COUNTY DIVISION 2									
GUARDIANSHIP	568	87	42	613	67	53	493	80	45
COMMITMENT-ALCOHOLIC	0	0	0	0	0	0	0	0	0
COMMITMENT-NARCOTICS	0	0	0	0	0	0	0	0	0
COMMITMENT-CIVIL	9	1	1	9	0	1	8	89	0
ADOPTION	68	40	35	73	18	4	51	70	5
ANCILLARY ADMINISTRATION	6	2	2	6	2	0	4	67	0
SMALL ESTATES	10	48	45	13	3	6	4	31	3
DECEDENT ESTATES	483	91	68	506	70	53	383	76	23
OTHER	25	25	19	31	6	3	22	71	6
TOTALS FOR PERIOD	1169	294	212	1251	166	120	965	77	82
PULASKI COUNTY DIVISION 3									
GUARDIANSHIP	578	75	42	611	57	49	505	83	33
COMMITMENT-ALCOHOLIC	0	0	0	0	0	0	0	0	0
COMMITMENT-NARCOTICS	0	0	0	0	0	0	0	0	0
COMMITMENT-CIVIL	9	2	2	9	0	0	9	100	0
ADOPTION	74	44	43	75	17	8	50	67	1
ANCILLARY ADMINISTRATION	9	0	0	9	0	4	5	56	0
SMALL ESTATES	3	51	45	9	6	0	3	33	6
DECEDENT ESTATES	510	94	69	535	80	48	407	76	25
OTHER	23	22	17	28	5	6	17	61	5
TOTALS FOR PERIOD	1206	288	218	1276	165	115	996	78	70
PULASKI COUNTY DIVISION 4									
GUARDIANSHIP	534	63	30	567	48	59	460	81	33
COMMITMENT-ALCOHOLIC	0	0	0	0	0	0	0	0	0
COMMITMENT-NARCOTICS	0	0	0	0	0	0	0	0	0
COMMITMENT-CIVIL	11	1	1	11	0	0	11	100	0
ADOPTION	73	52	43	82	23	4	55	67	9
ANCILLARY ADMINISTRATION	4	0	1	3	0	0	3	100	-1
SMALL ESTATES	6	54	49	11	6	1	4	36	5
DECEDENT ESTATES	499	88	66	521	80	50	391	75	22
OTHER	21	24	19	26	5	4	17	65	5
TOTALS FOR PERIOD	1148	282	209	1221	162	118	941	77	73

PROBATE CIRCUITS FROM 07/01/91 THROUGH 06/30/92

CIRCUIT AND COUNTY	CASES PENDING START	CASES FILED	CASES TERMI-NATED	CASES PENDING AT END	AGE OF ALL CASES PENDING LESS 1 YR.	1-2 YRS.	OVER 2 YRS.	% OVER 2 YRS.	CHANGE IN CASES PENDING
PULASKI COUNTY DIVISION 5									
GUARDIANSHIP	160	79	30	209	65	55	89	43	49
COMMITMENT-ALCOHOLIC	0	0	0	0	0	0	0	0	0
COMMITMENT-NARCOTICS	0	0	0	0	0	0	0	0	0
COMMITMENT-CIVIL	7	0	0	7	0	0	7	100	0
ADOPTION	43	48	46	45	25	6	14	31	2
ANCILLARY ADMINISTRATION	0	3	0	3	3	0	0	0	3
SMALL ESTATES	6	36	30	12	6	2	4	33	6
DECEDENT ESTATES	165	89	36	218	83	63	72	33	53
OTHER	4	21	14	11	7	0	4	36	7
TOTALS FOR PERIOD	385	276	156	505	189	126	190	38	120
PULASKI COUNTY DIVISION 6									
GUARDIANSHIP	137	77	22	192	62	56	74	39	55
COMMITMENT-ALCOHOLIC	0	0	0	0	0	0	0	0	0
COMMITMENT-NARCOTICS	0	0	0	0	0	0	0	0	0
COMMITMENT-CIVIL	9	0	0	9	0	0	9	100	0
ADOPTION	53	53	58	48	19	10	19	40	-5
ANCILLARY ADMINISTRATION	1	0	0	1	0	0	1	100	0
SMALL ESTATES	6	47	42	11	5	3	3	27	5
DECEDENT ESTATES	164	83	45	202	73	50	79	39	38
OTHER	8	19	15	12	4	0	8	67	4
TOTALS FOR PERIOD	378	279	182	475	163	119	193	41	97
PULASKI COUNTY DIVISION 7									
GUARDIANSHIP	21	0	2	19	0	0	19	100	-2
COMMITMENT-ALCOHOLIC	0	0	0	0	0	0	0	0	0
COMMITMENT-NARCOTICS	0	0	0	0	0	0	0	0	0
COMMITMENT-CIVIL	0	0	0	0	0	0	0	0	0
ADOPTION	0	0	0	0	0	0	0	0	0
ANCILLARY ADMINISTRATION	0	0	0	0	0	0	0	0	0
SMALL ESTATES	0	0	0	0	0	0	0	0	0
DECEDENT ESTATES	0	0	0	0	0	0	0	0	0
OTHER	0	0	0	0	0	0	0	0	0
TOTALS FOR PERIOD	21	0	2	19	0	0	19	100	-2
PULASKI COUNTY DIVISION 8									
GUARDIANSHIP	11	0	2	9	0	0	9	100	-2
COMMITMENT-ALCOHOLIC	0	0	0	0	0	0	0	0	0
COMMITMENT-NARCOTICS	0	0	0	0	0	0	0	0	0
COMMITMENT-CIVIL	0	0	0	0	0	0	0	0	0
ADOPTION	0	1	1	0	0	0	0	0	0
ANCILLARY ADMINISTRATION	0	0	0	0	0	0	0	0	0
SMALL ESTATES	0	0	0	0	0	0	0	0	0
DECEDENT ESTATES	0	0	0	0	0	0	0	0	0
OTHER	0	0	0	0	0	0	0	0	0
TOTALS FOR PERIOD	11	1	3	9	0	0	9	100	-2

PROBATE CIRCUITS FROM 07/01/91 THROUGH 06/30/92

CIRCUIT AND COUNTY	CASES PENDING START	CASES FILED	CASES TERMI-NATED	CASES PENDING AT END	AGE OF ALL CASES PENDING LESS 1 YR.	1-2 YRS.	OVER 2 YRS.	% OVER 2 YRS.	CHANGE IN CASES PENDING
PULASKI COUNTY DIVISION 9									
GUARDIANSHIP	0	0	0	0	0	0	0	0	0
COMMITMENT-ALCOHOLIC	77	53	43	87	11	19	57	66	10
COMMITMENT-NARCOTICS	6	4	4	6	0	5	1	17	0
COMMITMENT-CIVIL	365	481	447	399	57	104	238	60	34
ADOPTION	0	0	0	0	0	0	0	0	0
ANCILLARY ADMINISTRATION	0	0	0	0	0	0	0	0	0
SMALL ESTATES	0	0	0	0	0	0	0	0	0
DECEDENT ESTATES	0	0	0	0	0	0	0	0	0
OTHER	0	0	0	0	0	0	0	0	0
TOTALS FOR PERIOD	448	538	494	492	68	128	296	60	44
PULASKI COUNTY									
GUARDIANSHIP	2650	448	203	2895	358	337	2200	76	245
COMMITMENT-ALCOHOLIC	77	53	43	87	11	19	57	66	10
COMMITMENT-NARCOTICS	7	4	4	7	0	5	2	29	0
COMMITMENT-CIVIL	420	485	452	453	57	105	291	64	33
ADOPTION	398	291	273	416	120	47	249	60	18
ANCILLARY ADMINISTRATION	25	8	3	30	8	5	17	57	5
SMALL ESTATES	35	278	248	65	31	12	22	34	30
DECEDENT ESTATES	2375	549	360	2564	466	334	1764	69	189
OTHER	99	134	104	129	30	17	82	64	30
TOTALS FOR PERIOD	6086	2250	1690	6646	1081	881	4684	70	560
SIXTH CIRCUIT									
GUARDIANSHIP	2741	452	206	2987	362	350	2275	76	246
COMMITMENT-ALCOHOLIC	79	53	43	89	11	19	59	66	10
COMMITMENT-NARCOTICS	7	4	4	7	0	5	2	29	0
COMMITMENT-CIVIL	422	486	453	455	57	105	293	64	33
ADOPTION	401	295	273	423	124	47	252	60	22
ANCILLARY ADMINISTRATION	25	8	3	30	8	5	17	57	5
SMALL ESTATES	35	278	248	65	31	12	22	34	30
DECEDENT ESTATES	2432	557	365	2624	474	341	1809	69	192
OTHER	99	134	104	129	30	17	82	64	30
TOTALS FOR PERIOD	6241	2267	1699	6809	1097	901	4811	71	568
SEVENTH CIRCUIT									
GRANT COUNTY DIVISION 1									
GUARDIANSHIP	83	15	6	92	14	12	66	72	9
COMMITMENT-ALCOHOLIC	0	0	0	0	0	0	0	0	0
COMMITMENT-NARCOTICS	0	0	0	0	0	0	0	0	0
COMMITMENT-CIVIL	5	1	1	5	1	0	4	80	0
ADOPTION	3	12	6	9	7	0	2	22	6
ANCILLARY ADMINISTRATION	1	3	0	4	3	0	1	25	3
SMALL ESTATES	0	5	5	0	0	0	0	0	0
DECEDENT ESTATES	31	7	3	35	5	5	25	71	4
OTHER	0	1	1	0	0	0	0	0	0
TOTALS FOR PERIOD	123	44	22	145	30	17	98	68	22

PROBATE CIRCUITS FROM 07/01/91 THROUGH 06/30/92

CIRCUIT AND COUNTY	CASES PENDING START	CASES FILED	CASES TERMI-NATED	CASES PENDING AT END	AGE OF ALL CASES PENDING LESS 1 YR.	1-2 YRS.	OVER 2 YRS.	% OVER 2 YRS.	CHANGE IN CASES PENDING
GRANT COUNTY DIVISION 2									
GUARDIANSHIP	11	5	1	15	4	4	7	47	4
COMMITMENT-ALCOHOLIC	0	0	0	0	0	0	0	0	0
COMMITMENT-NARCOTICS	0	0	0	0	0	0	0	0	0
COMMITMENT-CIVIL	0	1	0	1	1	0	0	0	1
ADOPTION	0	4	2	2	2	0	0	0	2
ANCILLARY ADMINISTRATION	0	1	1	0	0	0	0	0	0
SMALL ESTATES	0	4	4	0	0	0	0	0	0
DECEDENT ESTATES	10	7	6	11	6	1	4	36	1
OTHER	0	1	1	0	0	0	0	0	0
TOTALS FOR PERIOD	21	23	15	29	13	5	11	38	8
GRANT COUNTY DIVISION 3									
GUARDIANSHIP	0	0	0	0	0	0	0	0	0
COMMITMENT-ALCOHOLIC	0	0	0	0	0	0	0	0	0
COMMITMENT-NARCOTICS	0	0	0	0	0	0	0	0	0
COMMITMENT-CIVIL	0	1	1	0	0	0	0	0	0
ADOPTION	0	0	0	0	0	0	0	0	0
ANCILLARY ADMINISTRATION	0	0	0	0	0	0	0	0	0
SMALL ESTATES	0	0	0	0	0	0	0	0	0
DECEDENT ESTATES	0	0	0	0	0	0	0	0	0
OTHER	0	0	0	0	0	0	0	0	0
TOTALS FOR PERIOD	0	1	1	0	0	0	0	0	0
GRANT COUNTY									
GUARDIANSHIP	94	20	7	107	18	16	73	68	13
COMMITMENT-ALCOHOLIC	0	0	0	0	0	0	0	0	0
COMMITMENT-NARCOTICS	0	0	0	0	0	0	0	0	0
COMMITMENT-CIVIL	5	3	2	6	2	0	4	67	1
ADOPTION	3	16	8	11	9	0	2	18	8
ANCILLARY ADMINISTRATION	1	4	1	4	3	0	1	25	3
SMALL ESTATES	0	9	9	0	0	0	0	0	0
DECEDENT ESTATES	41	14	9	46	11	6	29	63	5
OTHER	0	2	2	0	0	0	0	0	0
TOTALS FOR PERIOD	144	68	38	174	43	22	109	63	30
HOT SPRING COUNTY DIVISION 1									
GUARDIANSHIP	210	32	7	235	31	18	186	79	25
COMMITMENT-ALCOHOLIC	1	0	0	1	0	0	1	100	0
COMMITMENT-NARCOTICS	0	0	0	0	0	0	0	0	0
COMMITMENT-CIVIL	17	9	6	20	7	1	12	60	3
ADOPTION	12	3	11	4	0	0	4	100	-8
ANCILLARY ADMINISTRATION	0	1	0	1	1	0	0	0	1
SMALL ESTATES	0	12	12	0	0	0	0	0	0
DECEDENT ESTATES	155	25	12	168	22	19	127	76	13
OTHER	0	0	0	0	0	0	0	0	0
TOTALS FOR PERIOD	395	82	48	429	61	38	330	77	34

PROBATE CIRCUITS FROM 07/01/91 THROUGH 06/30/92

CIRCUIT AND COUNTY	CASES PENDING START	CASES FILED	CASES TERMI-NATED	CASES PENDING AT END	AGE OF ALL CASES PENDING LESS 1 YR.	1-2 YRS.	OVER 2 YRS.	% OVER 2 YRS.	CHANGE IN CASES PENDING
HOT SPRING COUNTY DIVISION 2									
GUARDIANSHIP	20	11	3	28	10	10	8	29	8
COMMITMENT-ALCOHOLIC	0	0	0	0	0	0	0	0	0
COMMITMENT-NARCOTICS	0	0	0	0	0	0	0	0	0
COMMITMENT-CIVIL	6	5	3	8	4	1	3	38	2
ADOPTION	2	8	6	4	3	1	0	0	2
ANCILLARY ADMINISTRATION	0	0	0	0	0	0	0	0	0
SMALL ESTATES	0	7	7	0	0	0	0	0	0
DECEDENT ESTATES	24	10	3	31	8	5	18	58	7
OTHER	0	0	0	0	0	0	0	0	0
TOTALS FOR PERIOD	52	41	22	71	25	17	29	41	19
HOT SPRING COUNTY DIVISION 3									
GUARDIANSHIP	5	3	1	7	3	1	3	43	2
COMMITMENT-ALCOHOLIC	0	0	0	0	0	0	0	0	0
COMMITMENT-NARCOTICS	0	0	0	0	0	0	0	0	0
COMMITMENT-CIVIL	2	1	0	3	1	1	1	33	1
ADOPTION	2	3	4	1	1	0	0	0	-1
ANCILLARY ADMINISTRATION	0	0	0	0	0	0	0	0	0
SMALL ESTATES	0	2	2	0	0	0	0	0	0
DECEDENT ESTATES	4	3	1	6	2	3	1	17	2
OTHER	0	0	0	0	0	0	0	0	0
TOTALS FOR PERIOD	13	12	8	17	7	5	5	29	4
HOT SPRING COUNTY									
GUARDIANSHIP	235	46	11	270	44	29	197	73	35
COMMITMENT-ALCOHOLIC	1	0	0	1	0	0	1	100	0
COMMITMENT-NARCOTICS	0	0	0	0	0	0	0	0	0
COMMITMENT-CIVIL	25	15	9	31	12	3	16	52	6
ADOPTION	16	14	21	9	4	1	4	44	-7
ANCILLARY ADMINISTRATION	0	1	0	1	1	0	0	0	1
SMALL ESTATES	0	21	21	0	0	0	0	0	0
DECEDENT ESTATES	183	38	16	205	32	27	146	71	22
OTHER	0	0	0	0	0	0	0	0	0
TOTALS FOR PERIOD	460	135	78	517	93	60	364	70	57
SALINE COUNTY DIVISION 1									
GUARDIANSHIP	364	67	19	412	60	43	309	75	48
COMMITMENT-ALCOHOLIC	0	4	4	0	0	0	0	0	0
COMMITMENT-NARCOTICS	1	0	0	1	0	0	1	100	0
COMMITMENT-CIVIL	14	10	18	6	2	1	3	50	-8
ADOPTION	19	34	29	24	16	3	5	21	5
ANCILLARY ADMINISTRATION	8	0	4	4	0	1	3	75	-4
SMALL ESTATES	0	23	23	0	0	0	0	0	0
DECEDENT ESTATES	176	64	44	196	52	34	110	56	20
OTHER	0	1	1	0	0	0	0	0	0
TOTALS FOR PERIOD	582	203	142	643	130	82	431	67	61

PROBATE CIRCUITS FROM 07/01/91 THROUGH 06/30/92

CIRCUIT AND COUNTY	CASES PENDING START	CASES FILED	CASES TERMI-NATED	CASES PENDING AT END	AGE OF ALL CASES PENDING LESS 1 YR.	1-2 YRS.	OVER 2 YRS.	% OVER 2 YRS.	CHANGE IN CASES PENDING
SALINE COUNTY DIVISION 2									
GUARDIANSHIP	38	28	2	64	28	17	19	30	26
COMMITMENT-ALCOHOLIC	0	1	1	0	0	0	0	0	0
COMMITMENT-NARCOTICS	0	0	0	0	0	0	0	0	0
COMMITMENT-CIVIL	4	4	5	3	1	1	1	33	-1
ADOPTION	5	12	7	10	6	3	1	10	5
ANCILLARY ADMINISTRATION	1	0	1	0	0	0	0	0	-1
SMALL ESTATES	0	5	5	0	0	0	0	0	0
DECEDENT ESTATES	41	30	16	55	25	15	15	27	14
OTHER	1	0	1	0	0	0	0	0	-1
TOTALS FOR PERIOD	90	80	38	132	60	36	36	27	42
SALINE COUNTY DIVISION 3									
GUARDIANSHIP	1	6	0	7	6	1	0	0	6
COMMITMENT-ALCOHOLIC	0	3	3	0	0	0	0	0	0
COMMITMENT-NARCOTICS	0	0	0	0	0	0	0	0	0
COMMITMENT-CIVIL	6	36	40	2	2	0	0	0	-4
ADOPTION	0	0	0	0	0	0	0	0	0
ANCILLARY ADMINISTRATION	0	0	0	0	0	0	0	0	0
SMALL ESTATES	0	0	0	0	0	0	0	0	0
DECEDENT ESTATES	2	0	1	1	0	1	0	0	-1
OTHER	0	0	0	0	0	0	0	0	0
TOTALS FOR PERIOD	9	45	44	10	8	2	0	0	1
SALINE COUNTY									
GUARDIANSHIP	403	101	21	483	94	61	328	68	80
COMMITMENT-ALCOHOLIC	0	8	8	0	0	0	0	0	0
COMMITMENT-NARCOTICS	1	0	0	1	0	0	1	100	0
COMMITMENT-CIVIL	24	50	63	11	5	2	4	36	-13
ADOPTION	24	46	36	34	22	6	6	18	10
ANCILLARY ADMINISTRATION	9	0	5	4	0	1	3	75	-5
SMALL ESTATES	0	28	28	0	0	0	0	0	0
DECEDENT ESTATES	219	94	61	252	77	50	125	50	33
OTHER	1	1	2	0	0	0	0	0	-1
TOTALS FOR PERIOD	681	328	224	785	198	120	467	59	104
SEVENTH CIRCUIT									
GUARDIANSHIP	732	167	39	860	156	106	598	70	128
COMMITMENT-ALCOHOLIC	1	8	8	1	0	0	1	100	0
COMMITMENT-NARCOTICS	1	0	0	1	0	0	1	100	0
COMMITMENT-CIVIL	54	68	74	48	19	5	24	50	-6
ADOPTION	43	76	65	54	35	7	12	22	11
ANCILLARY ADMINISTRATION	10	5	6	9	4	1	4	44	-1
SMALL ESTATES	0	58	58	0	0	0	0	0	0
DECEDENT ESTATES	443	146	86	503	120	83	300	60	60
OTHER	1	3	4	0	0	0	0	0	-1
TOTALS FOR PERIOD	1285	531	340	1476	334	202	940	64	191

PROBATE CIRCUITS FROM 07/01/91 THROUGH 06/30/92

CIRCUIT AND COUNTY	CASES PENDING START	CASES FILED	CASES TERMI-NATED	CASES PENDING AT END	AGE OF ALL CASES PENDING LESS 1 YR.	1-2 YRS.	OVER 2 YRS.	% OVER 2 YRS.	CHANGE IN CASES PENDING
EIGHTH CIRCUIT									
HEMPSTEAD COUNTY DIVISION 1									
GUARDIANSHIP	28	9	3	34	7	2	25	74	6
COMMITMENT-ALCOHOLIC	0	0	0	0	0	0	0	0	0
COMMITMENT-NARCOTICS	0	0	0	0	0	0	0	0	0
COMMITMENT-CIVIL	4	6	7	3	2	0	1	33	-1
ADOPTION	7	3	3	7	2	2	3	43	0
ANCILLARY ADMINISTRATION	0	0	0	0	0	0	0	0	0
SMALL ESTATES	0	3	3	0	0	0	0	0	0
DECEDENT ESTATES	43	17	6	54	17	7	30	56	11
OTHER	1	0	0	1	0	0	1	100	0
TOTALS FOR PERIOD	83	38	22	99	28	11	60	61	16
HEMPSTEAD COUNTY DIVISION 2									
GUARDIANSHIP	37	9	3	43	8	7	28	65	6
COMMITMENT-ALCOHOLIC	0	0	0	0	0	0	0	0	0
COMMITMENT-NARCOTICS	0	0	0	0	0	0	0	0	0
COMMITMENT-CIVIL	2	3	4	1	1	0	0	0	-1
ADOPTION	5	7	3	9	4	4	1	11	4
ANCILLARY ADMINISTRATION	0	0	0	0	0	0	0	0	0
SMALL ESTATES	0	3	3	0	0	0	0	0	0
DECEDENT ESTATES	42	16	7	51	14	11	26	51	9
OTHER	2	2	3	1	0	1	0	0	-1
TOTALS FOR PERIOD	88	40	23	105	27	23	55	52	17
HEMPSTEAD COUNTY DIVISION 3									
GUARDIANSHIP	20	4	4	20	4	4	12	60	0
COMMITMENT-ALCOHOLIC	0	0	0	0	0	0	0	0	0
COMMITMENT-NARCOTICS	0	0	0	0	0	0	0	0	0
COMMITMENT-CIVIL	2	1	1	2	1	1	0	0	0
ADOPTION	4	5	3	6	2	2	2	33	2
ANCILLARY ADMINISTRATION	1	0	1	0	0	0	0	0	-1
SMALL ESTATES	0	1	1	0	0	0	0	0	0
DECEDENT ESTATES	31	10	18	23	10	8	5	22	-8
OTHER	0	0	0	0	0	0	0	0	0
TOTALS FOR PERIOD	58	21	28	51	17	15	19	37	-7

PROBATE CIRCUITS FROM 07/01/91 THROUGH 06/30/92

CIRCUIT AND COUNTY	CASES PENDING START	CASES FILED	CASES TERMI-NATED	CASES PENDING AT END	AGE OF ALL CASES PENDING LESS 1 YR.	1-2 YRS.	OVER 2 YRS.	% OVER 2 YRS.	CHANGE IN CASES PENDING
HEMPSTEAD COUNTY DIVISION 4									
GUARDIANSHIP	5	3	0	8	3	2	3	38	3
COMMITMENT-ALCOHOLIC	0	0	0	0	0	0	0	0	0
COMMITMENT-NARCOTICS	0	0	0	0	0	0	0	0	0
COMMITMENT-CIVIL	0	0	0	0	0	0	0	0	0
ADOPTION	0	0	0	0	0	0	0	0	0
ANCILLARY ADMINISTRATION	1	0	1	0	0	0	0	0	-1
SMALL ESTATES	0	0	0	0	0	0	0	0	0
DECEDENT ESTATES	8	3	3	8	2	3	3	38	0
OTHER	0	0	0	0	0	0	0	0	0
TOTALS FOR PERIOD	14	6	4	16	5	5	6	38	2
HEMPSTEAD COUNTY									
GUARDIANSHIP	90	25	10	105	22	15	68	65	15
COMMITMENT-ALCOHOLIC	0	0	0	0	0	0	0	0	0
COMMITMENT-NARCOTICS	0	0	0	0	0	0	0	0	0
COMMITMENT-CIVIL	8	10	12	6	4	1	1	17	-2
ADOPTION	16	15	9	22	8	8	6	27	6
ANCILLARY ADMINISTRATION	2	0	2	0	0	0	0	0	-2
SMALL ESTATES	0	7	7	0	0	0	0	0	0
DECEDENT ESTATES	124	46	34	136	43	29	64	47	12
OTHER	3	2	3	2	0	1	1	50	-1
TOTALS FOR PERIOD	243	105	77	271	77	54	140	52	28
LAFAYETTE COUNTY DIVISION 1									
GUARDIANSHIP	15	5	1	19	4	5	10	53	4
COMMITMENT-ALCOHOLIC	0	0	0	0	0	0	0	0	0
COMMITMENT-NARCOTICS	0	0	0	0	0	0	0	0	0
COMMITMENT-CIVIL	1	4	5	0	0	0	0	0	-1
ADOPTION	2	2	1	3	1	1	1	33	1
ANCILLARY ADMINISTRATION	4	3	4	3	1	0	2	67	-1
SMALL ESTATES	0	0	0	0	0	0	0	0	0
DECEDENT ESTATES	14	5	5	14	4	0	10	71	0
OTHER	0	0	0	0	0	0	0	0	0
TOTALS FOR PERIOD	36	19	16	39	10	6	23	59	3
LAFAYETTE COUNTY DIVISION 2									
GUARDIANSHIP	16	4	1	19	4	2	13	68	3
COMMITMENT-ALCOHOLIC	1	0	1	0	0	0	0	0	-1
COMMITMENT-NARCOTICS	0	0	0	0	0	0	0	0	0
COMMITMENT-CIVIL	0	6	6	0	0	0	0	0	0
ADOPTION	1	0	0	1	0	0	1	100	0
ANCILLARY ADMINISTRATION	1	0	1	0	0	0	0	0	-1
SMALL ESTATES	0	2	2	0	0	0	0	0	0
DECEDENT ESTATES	25	3	5	23	2	7	14	61	-2
OTHER	0	0	0	0	0	0	0	0	0
TOTALS FOR PERIOD	44	15	16	43	6	9	28	65	-1

PROBATE CIRCUITS FROM 07/01/91 THROUGH 06/30/92

CIRCUIT AND COUNTY	CASES PENDING START	CASES FILED	CASES TERMI-NATED	CASES PENDING AT END	AGE OF ALL CASES PENDING LESS 1 YR.	1-2 YRS.	OVER 2 YRS.	% OVER 2 YRS.	CHANGE IN CASES PENDING
LAFAYETTE COUNTY DIVISION 3									
GUARDIANSHIP	6	5	3	8	4	0	4	50	2
COMMITMENT-ALCOHOLIC	0	0	0	0	0	0	0	0	0
COMMITMENT-NARCOTICS	0	0	0	0	0	0	0	0	0
COMMITMENT-CIVIL	1	5	6	0	0	0	0	0	-1
ADOPTION	2	1	2	1	0	1	0	0	-1
ANCILLARY ADMINISTRATION	1	0	1	0	0	0	0	0	-1
SMALL ESTATES	0	2	2	0	0	0	0	0	0
DECEDENT ESTATES	7	2	4	5	2	1	2	40	-2
OTHER	0	0	0	0	0	0	0	0	0
TOTALS FOR PERIOD	17	15	18	14	6	2	6	43	-3
LAFAYETTE COUNTY DIVISION 4									
GUARDIANSHIP	1	1	0	2	1	0	1	50	1
COMMITMENT-ALCOHOLIC	0	0	0	0	0	0	0	0	0
COMMITMENT-NARCOTICS	0	0	0	0	0	0	0	0	0
COMMITMENT-CIVIL	0	1	1	0	0	0	0	0	0
ADOPTION	0	0	0	0	0	0	0	0	0
ANCILLARY ADMINISTRATION	0	1	0	1	1	0	0	0	1
SMALL ESTATES	0	1	1	0	0	0	0	0	0
DECEDENT ESTATES	2	5	1	6	5	0	1	17	4
OTHER	0	0	0	0	0	0	0	0	0
TOTALS FOR PERIOD	3	9	3	9	7	0	2	22	6
LAFAYETTE COUNTY									
GUARDIANSHIP	38	15	5	48	13	7	28	58	10
COMMITMENT-ALCOHOLIC	1	0	1	0	0	0	0	0	-1
COMMITMENT-NARCOTICS	0	0	0	0	0	0	0	0	0
COMMITMENT-CIVIL	2	16	18	0	0	0	0	0	-2
ADOPTION	5	3	3	5	1	2	2	40	0
ANCILLARY ADMINISTRATION	6	4	6	4	2	0	2	50	-2
SMALL ESTATES	0	5	5	0	0	0	0	0	0
DECEDENT ESTATES	48	15	15	48	13	8	27	56	0
OTHER	0	0	0	0	0	0	0	0	0
TOTALS FOR PERIOD	100	58	53	105	29	17	59	56	5
MILLER COUNTY DIVISION 1									
GUARDIANSHIP	95	13	4	104	12	18	74	71	9
COMMITMENT-ALCOHOLIC	0	0	0	0	0	0	0	0	0
COMMITMENT-NARCOTICS	0	0	0	0	0	0	0	0	0
COMMITMENT-CIVIL	10	7	16	1	1	0	0	0	-9
ADOPTION	5	6	8	3	0	1	2	67	-2
ANCILLARY ADMINISTRATION	1	10	9	2	1	0	1	50	1
SMALL ESTATES	0	5	5	0	0	0	0	0	0
DECEDENT ESTATES	33	16	12	37	13	5	19	51	4
OTHER	0	1	1	0	0	0	0	0	0
TOTALS FOR PERIOD	144	58	55	147	27	24	96	65	3

PROBATE CIRCUITS FROM 07/01/91 THROUGH 06/30/92

CIRCUIT AND COUNTY	CASES PENDING START	CASES FILED	CASES TERMI-NATED	CASES PENDING AT END	AGE OF ALL CASES PENDING LESS 1 YR.	1-2 YRS.	OVER 2 YRS.	% OVER 2 YRS.	CHANGE IN CASES PENDING
MILLER COUNTY DIVISION 2									
GUARDIANSHIP	78	11	1	88	11	18	59	67	10
COMMITMENT-ALCOHOLIC	0	0	0	0	0	0	0	0	0
COMMITMENT-NARCOTICS	0	0	0	0	0	0	0	0	0
COMMITMENT-CIVIL	12	10	21	1	1	0	0	0	-11
ADOPTION	3	4	3	4	3	0	1	25	1
ANCILLARY ADMINISTRATION	3	5	7	1	0	0	1	100	-2
SMALL ESTATES	0	7	7	0	0	0	0	0	0
DECEDENT ESTATES	31	15	15	31	9	8	14	45	0
OTHER	0	3	3	0	0	0	0	0	0
TOTALS FOR PERIOD	127	55	57	125	24	26	75	60	-2
MILLER COUNTY DIVISION 3									
GUARDIANSHIP	57	19	9	67	18	12	37	55	10
COMMITMENT-ALCOHOLIC	0	0	0	0	0	0	0	0	0
COMMITMENT-NARCOTICS	0	0	0	0	0	0	0	0	0
COMMITMENT-CIVIL	8	9	16	1	1	0	0	0	-7
ADOPTION	4	11	11	4	3	0	1	25	0
ANCILLARY ADMINISTRATION	2	5	7	0	0	0	0	0	-2
SMALL ESTATES	0	4	4	0	0	0	0	0	0
DECEDENT ESTATES	29	10	12	27	7	12	8	30	-2
OTHER	0	1	1	0	0	0	0	0	0
TOTALS FOR PERIOD	100	59	60	99	29	24	46	46	-1
MILLER COUNTY DIVISION 4									
GUARDIANSHIP	40	4	3	41	3	2	36	88	1
COMMITMENT-ALCOHOLIC	0	0	0	0	0	0	0	0	0
COMMITMENT-NARCOTICS	0	0	0	0	0	0	0	0	0
COMMITMENT-CIVIL	5	9	14	0	0	0	0	0	-5
ADOPTION	1	0	1	0	0	0	0	0	-1
ANCILLARY ADMINISTRATION	3	1	1	3	0	0	3	100	0
SMALL ESTATES	0	2	2	0	0	0	0	0	0
DECEDENT ESTATES	18	8	6	20	6	0	14	70	2
OTHER	0	0	0	0	0	0	0	0	0
TOTALS FOR PERIOD	67	24	27	64	9	2	53	83	-3
MILLER COUNTY									
GUARDIANSHIP	270	47	17	300	44	50	206	69	30
COMMITMENT-ALCOHOLIC	0	0	0	0	0	0	0	0	0
COMMITMENT-NARCOTICS	0	0	0	0	0	0	0	0	0
COMMITMENT-CIVIL	35	35	67	3	3	0	0	0	-32
ADOPTION	13	21	23	11	6	1	4	36	-2
ANCILLARY ADMINISTRATION	9	21	24	6	1	0	5	83	-3
SMALL ESTATES	0	18	18	0	0	0	0	0	0
DECEDENT ESTATES	111	49	45	115	35	25	55	48	4
OTHER	0	5	5	0	0	0	0	0	0
TOTALS FOR PERIOD	438	196	199	435	89	76	270	62	-3

PROBATE CIRCUITS FROM 07/01/91 THROUGH 06/30/92

CIRCUIT AND COUNTY	CASES PENDING START	CASES FILED	CASES TERMI-NATED	CASES PENDING AT END	AGE OF ALL CASES PENDING LESS 1 YR.	1-2 YRS.	OVER 2 YRS.	% OVER 2 YRS.	CHANGE IN CASES PENDING
NEVADA COUNTY DIVISION 1									
GUARDIANSHIP	20	3	1	22	3	3	16	73	2
COMMITMENT-ALCOHOLIC	0	5	2	3	3	0	0	0	3
COMMITMENT-NARCOTICS	0	0	0	0	0	0	0	0	0
COMMITMENT-CIVIL	0	1	1	0	0	0	0	0	0
ADOPTION	2	0	2	0	0	0	0	0	-2
ANCILLARY ADMINISTRATION	3	0	2	1	0	0	1	100	-2
SMALL ESTATES	0	2	2	0	0	0	0	0	0
DECEDENT ESTATES	11	8	6	13	7	1	5	38	2
OTHER	0	0	0	0	0	0	0	0	0
TOTALS FOR PERIOD	36	19	16	39	13	4	22	56	3
NEVADA COUNTY DIVISION 2									
GUARDIANSHIP	16	4	4	16	4	1	11	69	0
COMMITMENT-ALCOHOLIC	3	6	5	4	4	0	0	0	1
COMMITMENT-NARCOTICS	0	0	0	0	0	0	0	0	0
COMMITMENT-CIVIL	1	0	1	0	0	0	0	0	-1
ADOPTION	2	1	2	1	1	0	0	0	-1
ANCILLARY ADMINISTRATION	1	0	0	1	0	1	0	0	0
SMALL ESTATES	0	1	1	0	0	0	0	0	0
DECEDENT ESTATES	20	3	8	15	2	5	8	53	-5
OTHER	0	0	0	0	0	0	0	0	0
TOTALS FOR PERIOD	43	15	21	37	11	7	19	51	-6
NEVADA COUNTY DIVISION 3									
GUARDIANSHIP	18	4	5	17	4	4	9	53	-1
COMMITMENT-ALCOHOLIC	0	0	0	0	0	0	0	0	0
COMMITMENT-NARCOTICS	0	0	0	0	0	0	0	0	0
COMMITMENT-CIVIL	0	0	0	0	0	0	0	0	0
ADOPTION	1	1	2	0	0	0	0	0	-1
ANCILLARY ADMINISTRATION	1	0	1	0	0	0	0	0	-1
SMALL ESTATES	0	1	1	0	0	0	0	0	0
DECEDENT ESTATES	15	7	13	9	4	4	1	11	-6
OTHER	0	0	0	0	0	0	0	0	0
TOTALS FOR PERIOD	35	13	22	26	8	8	10	38	-9
NEVADA COUNTY DIVISION 4									
GUARDIANSHIP	5	3	3	5	2	1	2	40	0
COMMITMENT-ALCOHOLIC	2	2	3	1	1	0	0	0	-1
COMMITMENT-NARCOTICS	0	0	0	0	0	0	0	0	0
COMMITMENT-CIVIL	0	0	0	0	0	0	0	0	0
ADOPTION	0	2	1	1	1	0	0	0	1
ANCILLARY ADMINISTRATION	0	0	0	0	0	0	0	0	0
SMALL ESTATES	0	0	0	0	0	0	0	0	0
DECEDENT ESTATES	8	2	6	4	1	1	2	50	-4
OTHER	0	0	0	0	0	0	0	0	0
TOTALS FOR PERIOD	15	9	13	11	5	2	4	36	-4

PROBATE CIRCUITS FROM 07/01/91 THROUGH 06/30/92

CIRCUIT AND COUNTY	CASES PENDING START	CASES FILED	CASES TERMI-NATED	CASES PENDING AT END	AGE OF ALL CASES PENDING LESS 1 YR.	1-2 YRS.	OVER 2 YRS.	% OVER 2 YRS.	CHANGE IN CASES PENDING
NEVADA COUNTY									
GUARDIANSHIP	59	14	13	60	13	9	38	63	1
COMMITMENT-ALCOHOLIC	5	13	10	8	8	0	0	0	3
COMMITMENT-NARCOTICS	0	0	0	0	0	0	0	0	0
COMMITMENT-CIVIL	1	1	2	0	0	0	0	0	-1
ADOPTION	5	4	7	2	2	0	0	0	-3
ANCILLARY ADMINISTRATION	5	0	3	2	0	1	1	50	-3
SMALL ESTATES	0	4	4	0	0	0	0	0	0
DECEDENT ESTATES	54	20	33	41	14	11	16	39	-13
OTHER	0	0	0	0	0	0	0	0	0
TOTALS FOR PERIOD	129	56	72	113	37	21	55	49	-16
EIGHTH CIRCUIT									
GUARDIANSHIP	457	101	45	513	92	81	340	66	56
COMMITMENT-ALCOHOLIC	6	13	11	8	8	0	0	0	2
COMMITMENT-NARCOTICS	0	0	0	0	0	0	0	0	0
COMMITMENT-CIVIL	46	62	99	9	7	1	1	11	-37
ADOPTION	39	43	42	40	17	11	12	30	1
ANCILLARY ADMINISTRATION	22	25	35	12	3	1	8	67	-10
SMALL ESTATES	0	34	34	0	0	0	0	0	0
DECEDENT ESTATES	337	130	127	340	105	73	162	48	3
OTHER	3	7	8	2	0	1	1	50	-1
TOTALS FOR PERIOD	910	415	401	924	232	168	524	57	14
NINTH CIRCUIT EAST									
CLARK COUNTY									
GUARDIANSHIP	247	35	156	126	32	21	73	58	-121
COMMITMENT-ALCOHOLIC	1	1	2	0	0	0	0	0	-1
COMMITMENT-NARCOTICS	0	0	0	0	0	0	0	0	0
COMMITMENT-CIVIL	1	16	11	6	6	0	0	0	5
ADOPTION	10	12	11	11	6	1	4	36	1
ANCILLARY ADMINISTRATION	1	0	1	0	0	0	0	0	-1
SMALL ESTATES	0	9	9	0	0	0	0	0	0
DECEDENT ESTATES	98	46	53	91	41	16	34	37	-7
OTHER	1	1	1	1	0	0	1	100	0
TOTALS FOR PERIOD	359	120	244	235	85	38	112	48	-124

PROBATE CIRCUITS FROM 07/01/91 THROUGH 06/30/92

CIRCUIT AND COUNTY	CASES PENDING START	CASES FILED	CASES TERMI-NATED	CASES PENDING AT END	AGE OF ALL CASES PENDING LESS 1 YR.	1-2 YRS.	OVER 2 YRS.	% OVER 2 YRS.	CHANGE IN CASES PENDING
PIKE COUNTY									
GUARDIANSHIP	65	10	4	71	10	7	54	76	6
COMMITMENT-ALCOHOLIC	1	2	3	0	0	0	0	0	-1
COMMITMENT-NARCOTICS	0	0	0	0	0	0	0	0	0
COMMITMENT-CIVIL	1	3	3	1	0	0	1	100	0
ADOPTION	4	10	10	4	4	0	0	0	0
ANCILLARY ADMINISTRATION	2	0	0	2	0	0	2	100	0
SMALL ESTATES	0	2	2	0	0	0	0	0	0
DECEDENT ESTATES	60	18	20	58	13	10	35	60	-2
OTHER	1	0	1	0	0	0	0	0	-1
TOTALS FOR PERIOD	134	45	43	136	27	17	92	68	2
NINTH CIRCUIT EAST									
GUARDIANSHIP	312	45	160	197	42	28	127	64	-115
COMMITMENT-ALCOHOLIC	2	3	5	0	0	0	0	0	-2
COMMITMENT-NARCOTICS	0	0	0	0	0	0	0	0	0
COMMITMENT-CIVIL	2	19	14	7	6	0	1	14	5
ADOPTION	14	22	21	15	10	1	4	27	1
ANCILLARY ADMINISTRATION	3	0	1	2	0	0	2	100	-1
SMALL ESTATES	0	11	11	0	0	0	0	0	0
DECEDENT ESTATES	158	64	73	149	54	26	69	46	-9
OTHER	2	1	2	1	0	0	1	100	-1
TOTALS FOR PERIOD	493	165	287	371	112	55	204	55	-122
NINTH CIRCUIT WEST									
HOWARD COUNTY									
GUARDIANSHIP	109	14	3	120	14	22	84	70	11
COMMITMENT-ALCOHOLIC	0	1	0	1	1	0	0	0	1
COMMITMENT-NARCOTICS	0	0	0	0	0	0	0	0	0
COMMITMENT-CIVIL	2	3	2	3	1	0	2	67	1
ADOPTION	2	9	9	2	2	0	0	0	0
ANCILLARY ADMINISTRATION	3	0	1	2	0	0	2	100	-1
SMALL ESTATES	0	4	4	0	0	0	0	0	0
DECEDENT ESTATES	47	16	11	52	14	11	27	52	5
OTHER	1	0	0	1	0	0	1	100	0
TOTALS FOR PERIOD	164	47	30	181	32	33	116	64	17

PROBATE CIRCUITS FROM 07/01/91 THROUGH 06/30/92

CIRCUIT AND COUNTY	CASES PENDING START	CASES FILED	CASES TERMI-NATED	CASES PENDING AT END	AGE OF ALL CASES PENDING LESS 1 YR.	1-2 YRS.	OVER 2 YRS.	% OVER 2 YRS.	CHANGE IN CASES PENDING
LITTLE RIVER COUNTY									
GUARDIANSHIP	85	23	5	103	22	16	65	63	18
COMMITMENT-ALCOHOLIC	0	1	1	0	0	0	0	0	0
COMMITMENT-NARCOTICS	0	0	0	0	0	0	0	0	0
COMMITMENT-CIVIL	5	16	18	3	3	0	0	0	-2
ADOPTION	3	9	7	5	3	1	1	20	2
ANCILLARY ADMINISTRATION	0	4	1	3	3	0	0	0	3
SMALL ESTATES	0	6	6	0	0	0	0	0	0
DECEDENT ESTATES	54	21	17	58	16	14	28	48	4
OTHER	0	3	3	0	0	0	0	0	0
TOTALS FOR PERIOD	147	83	58	172	47	31	94	55	25
SEVIER COUNTY									
GUARDIANSHIP	82	18	5	95	14	17	64	67	13
COMMITMENT-ALCOHOLIC	0	1	1	0	0	0	0	0	0
COMMITMENT-NARCOTICS	0	0	0	0	0	0	0	0	0
COMMITMENT-CIVIL	1	12	13	0	0	0	0	0	-1
ADOPTION	4	12	12	4	2	2	0	0	0
ANCILLARY ADMINISTRATION	2	1	0	3	1	1	1	33	1
SMALL ESTATES	0	3	3	0	0	0	0	0	0
DECEDENT ESTATES	73	26	26	73	17	6	50	68	0
OTHER	0	0	0	0	0	0	0	0	0
TOTALS FOR PERIOD	162	73	60	175	34	26	115	66	13
NINTH CIRCUIT WEST									
GUARDIANSHIP	276	55	13	318	50	55	213	67	42
COMMITMENT-ALCOHOLIC	0	3	2	1	1	0	0	0	1
COMMITMENT-NARCOTICS	0	0	0	0	0	0	0	0	0
COMMITMENT-CIVIL	8	31	33	6	4	0	2	33	-2
ADOPTION	9	30	28	11	7	3	1	9	2
ANCILLARY ADMINISTRATION	5	5	2	8	4	1	3	38	3
SMALL ESTATES	0	13	13	0	0	0	0	0	0
DECEDENT ESTATES	174	63	54	183	47	31	105	57	9
OTHER	1	3	3	1	0	0	1	100	0
TOTALS FOR PERIOD	473	203	148	528	113	90	325	62	55
TENTH CIRCUIT									
ASHLEY COUNTY DIVISION 1									
GUARDIANSHIP	83	9	0	92	9	21	62	67	9
COMMITMENT-ALCOHOLIC	0	0	0	0	0	0	0	0	0
COMMITMENT-NARCOTICS	0	0	0	0	0	0	0	0	0
COMMITMENT-CIVIL	3	2	0	5	2	1	2	40	2
ADOPTION	11	8	12	7	3	0	4	57	-4
ANCILLARY ADMINISTRATION	0	0	0	0	0	0	0	0	0
SMALL ESTATES	0	3	3	0	0	0	0	0	0
DECEDENT ESTATES	50	15	19	46	12	3	31	67	-4
OTHER	0	0	0	0	0	0	0	0	0
TOTALS FOR PERIOD	147	37	34	150	26	25	99	66	3

PROBATE CIRCUITS FROM 07/01/91 THROUGH 06/30/92

CIRCUIT AND COUNTY	CASES PENDING START	CASES FILED	CASES TERMI-NATED	CASES PENDING AT END	AGE OF ALL CASES PENDING LESS 1 YR.	1-2 YRS.	OVER 2 YRS.	% OVER 2 YRS.	CHANGE IN CASES PENDING
ASHLEY COUNTY DIVISION 2									
GUARDIANSHIP	60	12	2	70	12	9	49	70	10
COMMITMENT-ALCOHOLIC	0	1	0	1	1	0	0	0	1
COMMITMENT-NARCOTICS	0	0	0	0	0	0	0	0	0
COMMITMENT-CIVIL	2	1	1	2	0	0	2	100	0
ADOPTION	5	9	10	4	4	0	0	0	-1
ANCILLARY ADMINISTRATION	0	0	0	0	0	0	0	0	0
SMALL ESTATES	0	1	1	0	0	0	0	0	0
DECEDENT ESTATES	42	13	15	40	11	13	16	40	-2
OTHER	0	2	1	1	1	0	0	0	1
TOTALS FOR PERIOD	109	39	30	118	29	22	67	57	9
ASHLEY COUNTY DIVISION 3									
GUARDIANSHIP	0	0	0	0	0	0	0	0	0
COMMITMENT-ALCOHOLIC	0	0	0	0	0	0	0	0	0
COMMITMENT-NARCOTICS	0	0	0	0	0	0	0	0	0
COMMITMENT-CIVIL	0	0	0	0	0	0	0	0	0
ADOPTION	0	0	0	0	0	0	0	0	0
ANCILLARY ADMINISTRATION	0	0	0	0	0	0	0	0	0
SMALL ESTATES	0	0	0	0	0	0	0	0	0
DECEDENT ESTATES	0	1	1	0	0	0	0	0	0
OTHER	0	0	0	0	0	0	0	0	0
TOTALS FOR PERIOD	0	1	1	0	0	0	0	0	0
ASHLEY COUNTY									
GUARDIANSHIP	143	21	2	162	21	30	111	69	19
COMMITMENT-ALCOHOLIC	0	1	0	1	1	0	0	0	1
COMMITMENT-NARCOTICS	0	0	0	0	0	0	0	0	0
COMMITMENT-CIVIL	5	3	1	7	2	1	4	57	2
ADOPTION	16	17	22	11	7	0	4	36	-5
ANCILLARY ADMINISTRATION	0	0	0	0	0	0	0	0	0
SMALL ESTATES	0	4	4	0	0	0	0	0	0
DECEDENT ESTATES	92	29	35	86	23	16	47	55	-6
OTHER	0	2	1	1	1	0	0	0	1
TOTALS FOR PERIOD	256	77	65	268	55	47	166	62	12
BRADLEY COUNTY DIVISION 1									
GUARDIANSHIP	44	1	3	42	1	9	32	76	-2
COMMITMENT-ALCOHOLIC	0	0	0	0	0	0	0	0	0
COMMITMENT-NARCOTICS	0	2	2	0	0	0	0	0	0
COMMITMENT-CIVIL	2	3	3	2	0	2	0	0	0
ADOPTION	3	3	4	2	0	2	0	0	-1
ANCILLARY ADMINISTRATION	0	1	1	0	0	0	0	0	0
SMALL ESTATES	0	5	5	0	0	0	0	0	0
DECEDENT ESTATES	22	9	5	26	8	4	14	54	4
OTHER	1	1	2	0	0	0	0	0	-1
TOTALS FOR PERIOD	72	25	25	72	9	17	46	64	0

PROBATE CIRCUITS FROM 07/01/91 THROUGH 06/30/92

CIRCUIT AND COUNTY	CASES PENDING START	CASES FILED	CASES TERMI-NATED	CASES PENDING AT END	AGE OF ALL CASES PENDING LESS 1 YR.	1-2 YRS.	OVER 2 YRS.	% OVER 2 YRS.	CHANGE IN CASES PENDING
BRADLEY COUNTY DIVISION 2									
GUARDIANSHIP	38	6	2	42	6	6	30	71	4
COMMITMENT-ALCOHOLIC	2	0	1	1	0	0	1	100	-1
COMMITMENT-NARCOTICS	0	0	0	0	0	0	0	0	0
COMMITMENT-CIVIL	2	1	1	2	0	0	2	100	0
ADOPTION	3	3	4	2	1	0	1	50	-1
ANCILLARY ADMINISTRATION	1	1	1	1	1	0	0	0	0
SMALL ESTATES	0	1	1	0	0	0	0	0	0
DECEDENT ESTATES	20	9	4	25	8	6	11	44	5
OTHER	0	0	0	0	0	0	0	0	0
TOTALS FOR PERIOD	66	21	14	73	16	12	45	62	7
BRADLEY COUNTY DIVISION 3									
GUARDIANSHIP	0	0	0	0	0	0	0	0	0
COMMITMENT-ALCOHOLIC	0	0	0	0	0	0	0	0	0
COMMITMENT-NARCOTICS	0	0	0	0	0	0	0	0	0
COMMITMENT-CIVIL	0	0	0	0	0	0	0	0	0
ADOPTION	0	0	0	0	0	0	0	0	0
ANCILLARY ADMINISTRATION	0	0	0	0	0	0	0	0	0
SMALL ESTATES	0	1	1	0	0	0	0	0	0
DECEDENT ESTATES	0	0	0	0	0	0	0	0	0
OTHER	0	0	0	0	0	0	0	0	0
TOTALS FOR PERIOD	0	1	1	0	0	0	0	0	0
BRADLEY COUNTY									
GUARDIANSHIP	82	7	5	84	7	15	62	74	2
COMMITMENT-ALCOHOLIC	2	0	1	1	0	0	1	100	-1
COMMITMENT-NARCOTICS	0	2	2	0	0	0	0	0	0
COMMITMENT-CIVIL	4	4	4	4	0	2	2	50	0
ADOPTION	6	6	8	4	1	2	1	25	-2
ANCILLARY ADMINISTRATION	1	2	2	1	1	0	0	0	0
SMALL ESTATES	0	7	7	0	0	0	0	0	0
DECEDENT ESTATES	42	18	9	51	16	10	25	49	9
OTHER	1	1	2	0	0	0	0	0	-1
TOTALS FOR PERIOD	138	47	40	145	25	29	91	63	7
CHICOT COUNTY DIVISION 1									
GUARDIANSHIP	40	7	1	46	7	12	27	59	6
COMMITMENT-ALCOHOLIC	0	2	1	1	1	0	0	0	1
COMMITMENT-NARCOTICS	0	0	0	0	0	0	0	0	0
COMMITMENT-CIVIL	3	6	4	5	4	1	0	0	2
ADOPTION	5	2	2	5	2	2	1	20	0
ANCILLARY ADMINISTRATION	3	0	0	3	0	0	3	100	0
SMALL ESTATES	0	5	5	0	0	0	0	0	0
DECEDENT ESTATES	35	13	8	40	12	8	20	50	5
OTHER	0	0	0	0	0	0	0	0	0
TOTALS FOR PERIOD	86	35	21	100	26	23	51	51	14

PROBATE CIRCUITS FROM 07/01/91 THROUGH 06/30/92

CIRCUIT AND COUNTY	CASES PENDING START	CASES FILED	CASES TERMI-NATED	CASES PENDING AT END	AGE OF ALL CASES PENDING LESS 1 YR.	1-2 YRS.	OVER 2 YRS.	% OVER 2 YRS.	CHANGE IN CASES PENDING
CHICOT COUNTY DIVISION 2									
GUARDIANSHIP	40	10	3	47	9	4	34	72	7
COMMITMENT-ALCOHOLIC	0	0	0	0	0	0	0	0	0
COMMITMENT-NARCOTICS	0	0	0	0	0	0	0	0	0
COMMITMENT-CIVIL	0	1	1	0	0	0	0	0	0
ADOPTION	2	5	5	2	2	0	0	0	0
ANCILLARY ADMINISTRATION	4	2	0	6	2	2	2	33	2
SMALL ESTATES	0	5	5	0	0	0	0	0	0
DECEDENT ESTATES	22	12	9	25	10	2	13	52	3
OTHER	1	0	0	1	0	1	0	0	0
TOTALS FOR PERIOD	69	35	23	81	23	9	49	60	12
CHICOT COUNTY DIVISION 3									
GUARDIANSHIP	0	0	0	0	0	0	0	0	0
COMMITMENT-ALCOHOLIC	0	0	0	0	0	0	0	0	0
COMMITMENT-NARCOTICS	0	0	0	0	0	0	0	0	0
COMMITMENT-CIVIL	0	0	0	0	0	0	0	0	0
ADOPTION	0	0	0	0	0	0	0	0	0
ANCILLARY ADMINISTRATION	0	0	0	0	0	0	0	0	0
SMALL ESTATES	0	0	0	0	0	0	0	0	0
DECEDENT ESTATES	0	0	0	0	0	0	0	0	0
OTHER	0	0	0	0	0	0	0	0	0
TOTALS FOR PERIOD	0	0	0	0	0	0	0	0	0
CHICOT COUNTY									
GUARDIANSHIP	80	17	4	93	16	16	61	66	13
COMMITMENT-ALCOHOLIC	0	2	1	1	1	0	0	0	1
COMMITMENT-NARCOTICS	0	0	0	0	0	0	0	0	0
COMMITMENT-CIVIL	3	7	5	5	4	1	0	0	2
ADOPTION	7	7	7	7	4	2	1	14	0
ANCILLARY ADMINISTRATION	7	2	0	9	2	2	5	56	2
SMALL ESTATES	0	10	10	0	0	0	0	0	0
DECEDENT ESTATES	57	25	17	65	22	10	33	51	8
OTHER	1	0	0	1	0	1	0	0	0
TOTALS FOR PERIOD	155	70	44	181	49	32	100	55	26
DESHA COUNTY DIVISION 1									
GUARDIANSHIP	56	10	3	63	8	8	47	75	7
COMMITMENT-ALCOHOLIC	7	1	2	6	1	3	2	33	-1
COMMITMENT-NARCOTICS	0	0	0	0	0	0	0	0	0
COMMITMENT-CIVIL	11	3	6	8	1	0	7	88	-3
ADOPTION	3	2	0	5	2	1	2	40	2
ANCILLARY ADMINISTRATION	1	0	0	1	0	0	1	100	0
SMALL ESTATES	0	4	4	0	0	0	0	0	0
DECEDENT ESTATES	45	9	9	45	6	8	31	69	0
OTHER	0	0	0	0	0	0	0	0	0
TOTALS FOR PERIOD	123	29	24	128	18	20	90	70	5

PROBATE CIRCUITS FROM 07/01/91 THROUGH 06/30/92

CIRCUIT AND COUNTY	CASES PENDING START	CASES FILED	CASES TERMI-NATED	CASES PENDING AT END	AGE OF ALL CASES PENDING LESS 1 YR.	1-2 YRS.	OVER 2 YRS.	% OVER 2 YRS.	CHANGE IN CASES PENDING
DESHA COUNTY DIVISION 2									
GUARDIANSHIP	39	5	1	43	5	4	34	79	4
COMMITMENT-ALCOHOLIC	2	3	0	5	3	1	1	20	3
COMMITMENT-NARCOTICS	0	0	0	0	0	0	0	0	0
COMMITMENT-CIVIL	7	2	2	7	1	1	5	71	0
ADOPTION	3	4	0	7	4	2	1	14	4
ANCILLARY ADMINISTRATION	1	2	1	2	2	0	0	0	1
SMALL ESTATES	0	5	5	0	0	0	0	0	0
DECEDENT ESTATES	42	18	10	50	14	11	25	50	8
OTHER	0	0	0	0	0	0	0	0	0
TOTALS FOR PERIOD	94	39	19	114	29	19	66	58	20
DESHA COUNTY DIVISION 3									
GUARDIANSHIP	0	0	0	0	0	0	0	0	0
COMMITMENT-ALCOHOLIC	0	0	0	0	0	0	0	0	0
COMMITMENT-NARCOTICS	0	0	0	0	0	0	0	0	0
COMMITMENT-CIVIL	0	0	0	0	0	0	0	0	0
ADOPTION	0	0	0	0	0	0	0	0	0
ANCILLARY ADMINISTRATION	0	0	0	0	0	0	0	0	0
SMALL ESTATES	0	0	0	0	0	0	0	0	0
DECEDENT ESTATES	0	0	0	0	0	0	0	0	0
OTHER	0	0	0	0	0	0	0	0	0
TOTALS FOR PERIOD	0	0	0	0	0	0	0	0	0
DESHA COUNTY									
GUARDIANSHIP	95	15	4	106	13	12	81	76	11
COMMITMENT-ALCOHOLIC	9	4	2	11	4	4	3	27	2
COMMITMENT-NARCOTICS	0	0	0	0	0	0	0	0	0
COMMITMENT-CIVIL	18	5	8	15	2	1	12	80	-3
ADOPTION	6	6	0	12	6	3	3	25	6
ANCILLARY ADMINISTRATION	2	2	1	3	2	0	1	33	1
SMALL ESTATES	0	9	9	0	0	0	0	0	0
DECEDENT ESTATES	87	27	19	95	20	19	56	59	8
OTHER	0	0	0	0	0	0	0	0	0
TOTALS FOR PERIOD	217	68	43	242	47	39	156	64	25
DREW COUNTY DIVISION 1									
GUARDIANSHIP	31	7	2	36	7	0	29	81	5
COMMITMENT-ALCOHOLIC	1	0	0	1	0	0	1	100	0
COMMITMENT-NARCOTICS	0	0	0	0	0	0	0	0	0
COMMITMENT-CIVIL	0	5	4	1	1	0	0	0	1
ADOPTION	2	6	5	3	3	0	0	0	1
ANCILLARY ADMINISTRATION	3	0	0	3	0	3	0	0	0
SMALL ESTATES	0	4	4	0	0	0	0	0	0
DECEDENT ESTATES	43	14	12	45	12	7	26	58	2
OTHER	0	1	1	0	0	0	0	0	0
TOTALS FOR PERIOD	80	37	28	89	23	10	56	63	9

CIRCUIT AND COUNTY	CASES PENDING START	CASES FILED	CASES TERMI-NATED	CASES PENDING AT END	AGE OF ALL CASES PENDING LESS 1 YR.	1-2 YRS.	OVER 2 YRS.	% OVER 2 YRS.	CHANGE IN CASES PENDING
DREW COUNTY DIVISION 2									
GUARDIANSHIP	49	5	4	50	4	7	39	78	1
COMMITMENT-ALCOHOLIC	0	0	0	0	0	0	0	0	0
COMMITMENT-NARCOTICS	0	0	0	0	0	0	0	0	0
COMMITMENT-CIVIL	3	2	0	5	2	2	1	20	2
ADOPTION	2	4	3	3	1	0	2	67	1
ANCILLARY ADMINISTRATION	3	1	0	4	1	1	2	50	1
SMALL ESTATES	0	7	7	0	0	0	0	0	0
DECEDENT ESTATES	44	14	8	50	12	10	28	56	6
OTHER	1	0	1	0	0	0	0	0	-1
TOTALS FOR PERIOD	102	33	23	112	20	20	72	64	10
DREW COUNTY DIVISION 3									
GUARDIANSHIP	1	0	0	1	0	1	0	0	0
COMMITMENT-ALCOHOLIC	0	0	0	0	0	0	0	0	0
COMMITMENT-NARCOTICS	0	0	0	0	0	0	0	0	0
COMMITMENT-CIVIL	0	0	0	0	0	0	0	0	0
ADOPTION	0	0	0	0	0	0	0	0	0
ANCILLARY ADMINISTRATION	0	0	0	0	0	0	0	0	0
SMALL ESTATES	0	0	0	0	0	0	0	0	0
DECEDENT ESTATES	0	0	0	0	0	0	0	0	0
OTHER	0	0	0	0	0	0	0	0	0
TOTALS FOR PERIOD	1	0	0	1	0	1	0	0	0
DREW COUNTY									
GUARDIANSHIP	81	12	6	87	11	8	68	78	6
COMMITMENT-ALCOHOLIC	1	0	0	1	0	0	1	100	0
COMMITMENT-NARCOTICS	0	0	0	0	0	0	0	0	0
COMMITMENT-CIVIL	3	7	4	6	3	2	1	17	3
ADOPTION	4	10	8	6	4	0	2	33	2
ANCILLARY ADMINISTRATION	6	1	0	7	1	4	2	29	1
SMALL ESTATES	0	11	11	0	0	0	0	0	0
DECEDENT ESTATES	87	28	20	95	24	17	54	57	8
OTHER	1	1	2	0	0	0	0	0	-1
TOTALS FOR PERIOD	183	70	51	202	43	31	128	63	19
TENTH CIRCUIT									
GUARDIANSHIP	481	72	21	532	68	81	383	72	51
COMMITMENT-ALCOHOLIC	12	7	4	15	6	4	5	33	3
COMMITMENT-NARCOTICS	0	2	2	0	0	0	0	0	0
COMMITMENT-CIVIL	33	26	22	37	11	7	19	51	4
ADOPTION	39	46	45	40	22	7	11	28	1
ANCILLARY ADMINISTRATION	16	7	3	20	6	6	8	40	4
SMALL ESTATES	0	41	41	0	0	0	0	0	0
DECEDENT ESTATES	365	127	100	392	105	72	215	55	27
OTHER	3	4	5	2	1	1	0	0	-1
TOTALS FOR PERIOD	949	332	243	1038	219	178	641	62	89

PROBATE CIRCUITS FROM 07/01/91 THROUGH 06/30/92

CIRCUIT AND COUNTY	CASES PENDING START	CASES FILED	CASES TERMI-NATED	CASES PENDING AT END	AGE OF ALL CASES PENDING LESS 1 YR.	1-2 YRS.	OVER 2 YRS.	% OVER 2 YRS.	CHANGE IN CASES PENDING
ELEVENTH CIRCUIT EAST									
ARKANSAS COUNTY									
GUARDIANSHIP	91	20	8	103	19	16	68	66	12
COMMITMENT-ALCOHOLIC	1	2	1	2	1	1	0	0	1
COMMITMENT-NARCOTICS	0	2	1	1	1	0	0	0	1
COMMITMENT-CIVIL	7	18	19	6	1	1	4	67	-1
ADOPTION	6	11	12	5	3	0	2	40	-1
ANCILLARY ADMINISTRATION	3	1	1	3	0	0	3	100	0
SMALL ESTATES	0	15	15	0	0	0	0	0	0
DECEDENT ESTATES	148	71	41	178	62	30	86	48	30
OTHER	1	2	3	0	0	0	0	0	-1
TOTALS FOR PERIOD	257	142	101	298	87	48	163	55	41
ELEVENTH CIRCUIT EAST									
GUARDIANSHIP	91	20	8	103	19	16	68	66	12
COMMITMENT-ALCOHOLIC	1	2	1	2	1	1	0	0	1
COMMITMENT-NARCOTICS	0	2	1	1	1	0	0	0	1
COMMITMENT-CIVIL	7	18	19	6	1	1	4	67	-1
ADOPTION	6	11	12	5	3	0	2	40	-1
ANCILLARY ADMINISTRATION	3	1	1	3	0	0	3	100	0
SMALL ESTATES	0	15	15	0	0	0	0	0	0
DECEDENT ESTATES	148	71	41	178	62	30	86	48	30
OTHER	1	2	3	0	0	0	0	0	-1
TOTALS FOR PERIOD	257	142	101	298	87	48	163	55	41
ELEVENTH CIRCUIT WEST									
JEFFERSON COUNTY DIVISION 1									
GUARDIANSHIP	163	32	18	177	27	27	123	69	14
COMMITMENT-ALCOHOLIC	0	12	10	2	2	0	0	0	2
COMMITMENT-NARCOTICS	0	5	5	0	0	0	0	0	0
COMMITMENT-CIVIL	0	35	35	0	0	0	0	0	0
ADOPTION	11	17	16	12	7	2	3	25	1
ANCILLARY ADMINISTRATION	0	0	0	0	0	0	0	0	0
SMALL ESTATES	0	23	23	0	0	0	0	0	0
DECEDENT ESTATES	109	49	43	115	38	16	61	53	6
OTHER	3	3	3	3	0	0	3	100	0
TOTALS FOR PERIOD	286	176	153	309	74	45	190	61	23

PROBATE CIRCUITS FROM 07/01/91 THROUGH 06/30/92

CIRCUIT AND COUNTY	CASES PENDING START	CASES FILED	CASES TERMI-NATED	CASES PENDING AT END	AGE OF ALL CASES PENDING LESS 1 YR.	1-2 YRS.	OVER 2 YRS.	% OVER 2 YRS.	CHANGE IN CASES PENDING
JEFFERSON COUNTY DIVISION 2									
GUARDIANSHIP	139	32	15	156	30	19	107	69	17
COMMITMENT-ALCOHOLIC	0	10	9	1	1	0	0	0	1
COMMITMENT-NARCOTICS	0	4	4	0	0	0	0	0	0
COMMITMENT-CIVIL	2	38	39	1	1	0	0	0	-1
ADOPTION	8	12	12	8	4	2	2	25	0
ANCILLARY ADMINISTRATION	1	1	0	2	1	1	0	0	1
SMALL ESTATES	0	22	22	0	0	0	0	0	0
DECEDENT ESTATES	122	60	34	148	47	32	69	47	26
OTHER	1	2	1	2	1	0	1	50	1
TOTALS FOR PERIOD	273	181	136	318	85	54	179	56	45
JEFFERSON COUNTY DIVISION 3									
GUARDIANSHIP	88	16	10	94	14	14	66	70	6
COMMITMENT-ALCOHOLIC	0	4	4	0	0	0	0	0	0
COMMITMENT-NARCOTICS	1	3	4	0	0	0	0	0	-1
COMMITMENT-CIVIL	0	19	19	0	0	0	0	0	0
ADOPTION	0	7	5	2	2	0	0	0	2
ANCILLARY ADMINISTRATION	0	0	0	0	0	0	0	0	0
SMALL ESTATES	0	7	7	0	0	0	0	0	0
DECEDENT ESTATES	52	28	24	56	19	9	28	50	4
OTHER	1	1	2	0	0	0	0	0	-1
TOTALS FOR PERIOD	142	85	75	152	35	23	94	62	10
JEFFERSON COUNTY DIVISION 4									
GUARDIANSHIP	0	0	0	0	0	0	0	0	0
COMMITMENT-ALCOHOLIC	0	0	0	0	0	0	0	0	0
COMMITMENT-NARCOTICS	0	0	0	0	0	0	0	0	0
COMMITMENT-CIVIL	0	1	1	0	0	0	0	0	0
ADOPTION	0	0	0	0	0	0	0	0	0
ANCILLARY ADMINISTRATION	0	0	0	0	0	0	0	0	0
SMALL ESTATES	0	0	0	0	0	0	0	0	0
DECEDENT ESTATES	0	0	0	0	0	0	0	0	0
OTHER	0	0	0	0	0	0	0	0	0
TOTALS FOR PERIOD	0	1	1	0	0	0	0	0	0
JEFFERSON COUNTY									
GUARDIANSHIP	390	80	43	427	71	60	296	69	37
COMMITMENT-ALCOHOLIC	0	26	23	3	3	0	0	0	3
COMMITMENT-NARCOTICS	1	12	13	0	0	0	0	0	-1
COMMITMENT-CIVIL	2	93	94	1	1	0	0	0	-1
ADOPTION	19	36	33	22	13	4	5	23	3
ANCILLARY ADMINISTRATION	1	1	0	2	1	1	0	0	1
SMALL ESTATES	0	52	52	0	0	0	0	0	0
DECEDENT ESTATES	283	137	101	319	104	57	158	50	36
OTHER	5	6	6	5	1	0	4	80	0
TOTALS FOR PERIOD	701	443	365	779	194	122	463	59	78

PROBATE CIRCUITS FROM 07/01/91 THROUGH 06/30/92

CIRCUIT AND COUNTY	CASES PENDING START	CASES FILED	CASES TERMI-NATED	CASES PENDING AT END	AGE OF ALL CASES PENDING LESS 1 YR.	1-2 YRS.	OVER 2 YRS.	% OVER 2 YRS.	CHANGE IN CASES PENDING
LINCOLN COUNTY DIVISION 1									
GUARDIANSHIP	9	0	0	9	0	0	9	100	0
COMMITMENT-ALCOHOLIC	0	0	0	0	0	0	0	0	0
COMMITMENT-NARCOTICS	0	0	0	0	0	0	0	0	0
COMMITMENT-CIVIL	0	0	0	0	0	0	0	0	0
ADOPTION	0	1	1	0	0	0	0	0	0
ANCILLARY ADMINISTRATION	0	2	0	2	2	0	0	0	2
SMALL ESTATES	0	6	6	0	0	0	0	0	0
DECEDENT ESTATES	15	6	7	14	5	5	4	29	-1
OTHER	0	0	0	0	0	0	0	0	0
TOTALS FOR PERIOD	24	15	14	25	7	5	13	52	1
LINCOLN COUNTY DIVISION 2									
GUARDIANSHIP	11	3	3	11	2	2	7	64	0
COMMITMENT-ALCOHOLIC	0	0	0	0	0	0	0	0	0
COMMITMENT-NARCOTICS	0	0	0	0	0	0	0	0	0
COMMITMENT-CIVIL	0	0	0	0	0	0	0	0	0
ADOPTION	1	2	3	0	0	0	0	0	-1
ANCILLARY ADMINISTRATION	1	0	0	1	0	1	0	0	0
SMALL ESTATES	0	4	4	0	0	0	0	0	0
DECEDENT ESTATES	8	8	2	14	8	2	4	29	6
OTHER	1	0	0	1	0	1	0	0	0
TOTALS FOR PERIOD	22	17	12	27	10	6	11	41	5
LINCOLN COUNTY DIVISION 3									
GUARDIANSHIP	6	1	1	6	0	1	5	83	0
COMMITMENT-ALCOHOLIC	0	0	0	0	0	0	0	0	0
COMMITMENT-NARCOTICS	0	0	0	0	0	0	0	0	0
COMMITMENT-CIVIL	0	0	0	0	0	0	0	0	0
ADOPTION	1	2	3	0	0	0	0	0	-1
ANCILLARY ADMINISTRATION	0	0	0	0	0	0	0	0	0
SMALL ESTATES	0	2	2	0	0	0	0	0	0
DECEDENT ESTATES	4	3	1	6	3	1	2	33	2
OTHER	0	0	0	0	0	0	0	0	0
TOTALS FOR PERIOD	11	8	7	12	3	2	7	58	1
LINCOLN COUNTY DIVISION 4									
GUARDIANSHIP	0	3	0	3	3	0	0	0	3
COMMITMENT-ALCOHOLIC	0	0	0	0	0	0	0	0	0
COMMITMENT-NARCOTICS	0	0	0	0	0	0	0	0	0
COMMITMENT-CIVIL	0	0	0	0	0	0	0	0	0
ADOPTION	0	0	0	0	0	0	0	0	0
ANCILLARY ADMINISTRATION	0	0	0	0	0	0	0	0	0
SMALL ESTATES	0	0	0	0	0	0	0	0	0
DECEDENT ESTATES	0	0	0	0	0	0	0	0	0
OTHER	0	0	0	0	0	0	0	0	0
TOTALS FOR PERIOD	0	3	0	3	3	0	0	0	3

PROBATE CIRCUITS FROM 07/01/91 THROUGH 06/30/92

CIRCUIT AND COUNTY	CASES PENDING START	CASES FILED	CASES TERMI-NATED	CASES PENDING AT END	AGE OF ALL CASES PENDING LESS 1 YR.	1-2 YRS.	OVER 2 YRS.	% OVER 2 YRS.	CHANGE IN CASES PENDING
LINCOLN COUNTY									
GUARDIANSHIP	26	7	4	29	5	3	21	72	3
COMMITMENT-ALCOHOLIC	0	0	0	0	0	0	0	0	0
COMMITMENT-NARCOTICS	0	0	0	0	0	0	0	0	0
COMMITMENT-CIVIL	0	0	0	0	0	0	0	0	0
ADOPTION	2	5	7	0	0	0	0	0	-2
ANCILLARY ADMINISTRATION	1	2	0	3	2	1	0	0	2
SMALL ESTATES	0	12	12	0	0	0	0	0	0
DECEDENT ESTATES	27	17	10	34	16	3	10	29	7
OTHER	1	0	0	1	0	1	0	0	0
TOTALS FOR PERIOD	57	43	33	67	23	13	31	46	10
ELEVENTH CIRCUIT WEST									
GUARDIANSHIP	416	87	47	456	76	63	317	70	40
COMMITMENT-ALCOHOLIC	0	26	23	3	3	0	0	0	3
COMMITMENT-NARCOTICS	1	12	13	0	0	0	0	0	-1
COMMITMENT-CIVIL	2	93	94	1	1	0	0	0	-1
ADOPTION	21	41	40	22	13	4	5	23	1
ANCILLARY ADMINISTRATION	2	3	0	5	3	2	0	0	3
SMALL ESTATES	0	64	64	0	0	0	0	0	0
DECEDENT ESTATES	310	154	111	353	120	65	168	48	43
OTHER	6	6	6	6	1	1	4	67	0
TOTALS FOR PERIOD	758	486	398	846	217	135	494	58	88
TWELFTH CIRCUIT									
CRAWFORD COUNTY DIVISION 1									
GUARDIANSHIP	105	17	19	103	16	17	70	68	-2
COMMITMENT-ALCOHOLIC	0	2	2	0	0	0	0	0	0
COMMITMENT-NARCOTICS	0	1	1	0	0	0	0	0	0
COMMITMENT-CIVIL	0	2	2	0	0	0	0	0	0
ADOPTION	10	6	11	5	5	0	0	0	-5
ANCILLARY ADMINISTRATION	0	0	0	0	0	0	0	0	0
SMALL ESTATES	0	5	5	0	0	0	0	0	0
DECEDENT ESTATES	39	10	19	30	8	12	10	33	-9
OTHER	0	0	0	0	0	0	0	0	0
TOTALS FOR PERIOD	154	43	59	138	29	29	80	58	-16

PROBATE CIRCUITS FROM 07/01/91 THROUGH 06/30/92

CIRCUIT AND COUNTY	CASES PENDING START	CASES FILED	CASES TERMI-NATED	CASES PENDING AT END	AGE OF ALL CASES PENDING LESS 1 YR.	1-2 YRS.	OVER 2 YRS.	% OVER 2 YRS.	CHANGE IN CASES PENDING
CRAWFORD COUNTY DIVISION 2									
GUARDIANSHIP	108	12	8	112	11	16	85	76	4
COMMITMENT-ALCOHOLIC	1	0	1	0	0	0	0	0	-1
COMMITMENT-NARCOTICS	0	0	0	0	0	0	0	0	0
COMMITMENT-CIVIL	1	6	7	0	0	0	0	0	-1
ADOPTION	7	16	13	10	7	3	0	0	3
ANCILLARY ADMINISTRATION	0	2	0	2	2	0	0	0	2
SMALL ESTATES	0	5	5	0	0	0	0	0	0
DECEDENT ESTATES	38	7	15	30	6	4	20	67	-8
OTHER	0	2	2	0	0	0	0	0	0
TOTALS FOR PERIOD	155	50	51	154	26	23	105	68	-1
CRAWFORD COUNTY DIVISION 3									
GUARDIANSHIP	1	6	0	7	6	0	1	14	6
COMMITMENT-ALCOHOLIC	0	1	1	0	0	0	0	0	0
COMMITMENT-NARCOTICS	0	0	0	0	0	0	0	0	0
COMMITMENT-CIVIL	0	3	3	0	0	0	0	0	0
ADOPTION	0	2	0	2	2	0	0	0	2
ANCILLARY ADMINISTRATION	0	0	0	0	0	0	0	0	0
SMALL ESTATES	0	5	5	0	0	0	0	0	0
DECEDENT ESTATES	0	13	2	11	11	0	0	0	11
OTHER	0	0	0	0	0	0	0	0	0
TOTALS FOR PERIOD	1	30	11	20	19	0	1	5	19
CRAWFORD COUNTY DIVISION 4									
GUARDIANSHIP	0	1	0	1	1	0	0	0	1
COMMITMENT-ALCOHOLIC	0	0	0	0	0	0	0	0	0
COMMITMENT-NARCOTICS	0	0	0	0	0	0	0	0	0
COMMITMENT-CIVIL	0	1	1	0	0	0	0	0	0
ADOPTION	0	4	1	3	3	0	0	0	3
ANCILLARY ADMINISTRATION	0	0	0	0	0	0	0	0	0
SMALL ESTATES	0	1	1	0	0	0	0	0	0
DECEDENT ESTATES	0	5	0	5	5	0	0	0	5
OTHER	0	0	0	0	0	0	0	0	0
TOTALS FOR PERIOD	0	12	3	9	9	0	0	0	9
CRAWFORD COUNTY									
GUARDIANSHIP	214	36	27	223	34	33	156	70	9
COMMITMENT-ALCOHOLIC	1	3	4	0	0	0	0	0	-1
COMMITMENT-NARCOTICS	0	1	1	0	0	0	0	0	0
COMMITMENT-CIVIL	1	12	13	0	0	0	0	0	-1
ADOPTION	17	28	25	20	17	3	0	0	3
ANCILLARY ADMINISTRATION	0	2	0	2	2	0	0	0	2
SMALL ESTATES	0	16	16	0	0	0	0	0	0
DECEDENT ESTATES	77	35	36	76	30	16	30	39	-1
OTHER	0	2	2	0	0	0	0	0	0
TOTALS FOR PERIOD	310	135	124	321	83	52	186	58	11

PROBATE CIRCUITS FROM 07/01/91 THROUGH 06/30/92

CIRCUIT AND COUNTY	CASES PENDING START	CASES FILED	CASES TERMI-NATED	CASES PENDING AT END	AGE OF ALL CASES PENDING LESS 1 YR.	1-2 YRS.	OVER 2 YRS.	% OVER 2 YRS.	CHANGE IN CASES PENDING
SEBASTIAN COUNTY DIVISION 1									
GUARDIANSHIP	179	36	30	185	34	26	125	68	6
COMMITMENT-ALCOHOLIC	0	4	4	0	0	0	0	0	0
COMMITMENT-NARCOTICS	0	0	0	0	0	0	0	0	0
COMMITMENT-CIVIL	1	23	24	0	0	0	0	0	-1
ADOPTION	18	19	23	14	13	0	1	7	-4
ANCILLARY ADMINISTRATION	3	3	0	6	3	2	1	17	3
SMALL ESTATES	0	17	17	0	0	0	0	0	0
DECEDENT ESTATES	108	54	73	89	41	20	28	31	-19
OTHER	0	0	0	0	0	0	0	0	0
TOTALS FOR PERIOD	309	156	171	294	91	48	155	53	-15
SEBASTIAN COUNTY DIVISION 2									
GUARDIANSHIP	226	38	19	245	35	35	175	71	19
COMMITMENT-ALCOHOLIC	0	2	2	0	0	0	0	0	0
COMMITMENT-NARCOTICS	0	0	0	0	0	0	0	0	0
COMMITMENT-CIVIL	1	23	22	2	2	0	0	0	1
ADOPTION	12	23	17	18	15	2	1	6	6
ANCILLARY ADMINISTRATION	4	0	2	2	0	1	1	50	-2
SMALL ESTATES	0	8	8	0	0	0	0	0	0
DECEDENT ESTATES	105	50	45	110	43	27	40	36	5
OTHER	0	2	0	2	2	0	0	0	2
TOTALS FOR PERIOD	348	146	115	379	97	65	217	57	31
SEBASTIAN COUNTY DIVISION 3									
GUARDIANSHIP	70	28	8	90	24	10	56	62	20
COMMITMENT-ALCOHOLIC	1	1	1	1	0	1	0	0	0
COMMITMENT-NARCOTICS	0	0	0	0	0	0	0	0	0
COMMITMENT-CIVIL	1	25	18	8	8	0	0	0	7
ADOPTION	2	26	16	12	11	1	0	0	10
ANCILLARY ADMINISTRATION	0	0	0	0	0	0	0	0	0
SMALL ESTATES	0	10	10	0	0	0	0	0	0
DECEDENT ESTATES	32	51	27	56	40	6	10	18	24
OTHER	0	0	0	0	0	0	0	0	0
TOTALS FOR PERIOD	106	141	80	167	83	18	66	40	61
SEBASTIAN COUNTY DIVISION 4									
GUARDIANSHIP	0	9	1	8	8	0	0	0	8
COMMITMENT-ALCOHOLIC	0	0	0	0	0	0	0	0	0
COMMITMENT-NARCOTICS	0	0	0	0	0	0	0	0	0
COMMITMENT-CIVIL	0	8	7	1	1	0	0	0	1
ADOPTION	0	5	3	2	2	0	0	0	2
ANCILLARY ADMINISTRATION	0	0	0	0	0	0	0	0	0
SMALL ESTATES	0	4	4	0	0	0	0	0	0
DECEDENT ESTATES	0	19	5	14	14	0	0	0	14
OTHER	0	0	0	0	0	0	0	0	0
TOTALS FOR PERIOD	0	45	20	25	25	0	0	0	25

PROBATE CIRCUITS FROM 07/01/91 THROUGH 06/30/92

CIRCUIT AND COUNTY	CASES PENDING START	CASES FILED	CASES TERMI-NATED	CASES PENDING AT END	AGE OF ALL CASES PENDING LESS 1 YR.	1-2 YRS.	OVER 2 YRS.	% OVER 2 YRS.	CHANGE IN CASES PENDING
SEBASTIAN COUNTY									
GUARDIANSHIP	475	111	58	528	101	71	356	67	53
COMMITMENT-ALCOHOLIC	1	7	7	1	0	1	0	0	0
COMMITMENT-NARCOTICS	0	0	0	0	0	0	0	0	0
COMMITMENT-CIVIL	3	79	71	11	11	0	0	0	8
ADOPTION	32	73	59	46	41	3	2	4	14
ANCILLARY ADMINISTRATION	7	3	2	8	3	3	2	25	1
SMALL ESTATES	0	39	39	0	0	0	0	0	0
DECEDENT ESTATES	245	174	150	269	138	53	78	29	24
OTHER	0	2	0	2	2	0	0	0	2
TOTALS FOR PERIOD	763	488	386	865	296	131	438	51	102
TWELFTH CIRCUIT									
GUARDIANSHIP	689	147	85	751	135	104	512	68	62
COMMITMENT-ALCOHOLIC	2	10	11	1	0	1	0	0	-1
COMMITMENT-NARCOTICS	0	1	1	0	0	0	0	0	0
COMMITMENT-CIVIL	4	91	84	11	11	0	0	0	7
ADOPTION	49	101	84	66	58	6	2	3	17
ANCILLARY ADMINISTRATION	7	5	2	10	5	3	2	20	3
SMALL ESTATES	0	55	55	0	0	0	0	0	0
DECEDENT ESTATES	322	209	186	345	168	69	108	31	23
OTHER	0	4	2	2	2	0	0	0	2
TOTALS FOR PERIOD	1073	623	510	1186	379	183	624	53	113
THIRTEENTH CIRCUIT									
CALHOUN COUNTY									
GUARDIANSHIP	12	10	3	19	6	7	6	32	7
COMMITMENT-ALCOHOLIC	0	2	0	2	2	0	0	0	2
COMMITMENT-NARCOTICS	0	0	0	0	0	0	0	0	0
COMMITMENT-CIVIL	1	0	0	1	0	1	0	0	0
ADOPTION	3	2	1	4	1	2	1	25	1
ANCILLARY ADMINISTRATION	1	0	1	0	0	0	0	0	-1
SMALL ESTATES	0	3	3	0	0	0	0	0	0
DECEDENT ESTATES	17	10	7	20	7	6	7	35	3
OTHER	0	1	1	0	0	0	0	0	0
TOTALS FOR PERIOD	34	28	16	46	16	16	14	30	12

PROBATE CIRCUITS FROM 07/01/91 THROUGH 06/30/92

CIRCUIT AND COUNTY	CASES PENDING START	CASES FILED	CASES TERMI-NATED	CASES PENDING AT END	AGE OF ALL CASES PENDING LESS 1 YR.	1-2 YRS.	OVER 2 YRS.	% OVER 2 YRS.	CHANGE IN CASES PENDING
CLEVELAND COUNTY									
GUARDIANSHIP	20	4	1	23	4	7	12	52	3
COMMITMENT-ALCOHOLIC	1	3	1	3	3	0	0	0	2
COMMITMENT-NARCOTICS	0	0	0	0	0	0	0	0	0
COMMITMENT-CIVIL	0	0	0	0	0	0	0	0	0
ADOPTION	4	4	3	5	2	0	3	60	1
ANCILLARY ADMINISTRATION	2	0	0	2	0	2	0	0	0
SMALL ESTATES	0	1	1	0	0	0	0	0	0
DECEDENT ESTATES	33	11	11	33	7	3	23	70	0
OTHER	2	0	0	2	0	0	2	100	0
TOTALS FOR PERIOD	62	23	17	68	16	12	40	59	6
COLUMBIA COUNTY									
GUARDIANSHIP	140	23	0	163	23	18	122	75	23
COMMITMENT-ALCOHOLIC	3	2	1	4	1	1	2	50	1
COMMITMENT-NARCOTICS	1	1	1	1	0	0	1	100	0
COMMITMENT-CIVIL	18	14	14	18	0	1	17	94	0
ADOPTION	12	6	2	16	4	4	8	50	4
ANCILLARY ADMINISTRATION	24	12	10	26	3	7	16	62	2
SMALL ESTATES	0	12	12	0	0	0	0	0	0
DECEDENT ESTATES	160	47	43	164	36	25	103	63	4
OTHER	1	1	1	1	0	0	1	100	0
TOTALS FOR PERIOD	359	118	84	393	67	56	270	69	34
DALLAS COUNTY									
GUARDIANSHIP	64	13	0	77	13	14	50	65	13
COMMITMENT-ALCOHOLIC	0	0	0	0	0	0	0	0	0
COMMITMENT-NARCOTICS	0	0	0	0	0	0	0	0	0
COMMITMENT-CIVIL	4	4	3	5	1	3	1	20	1
ADOPTION	7	3	2	8	2	0	6	75	1
ANCILLARY ADMINISTRATION	5	0	2	3	0	0	3	100	-2
SMALL ESTATES	0	2	2	0	0	0	0	0	0
DECEDENT ESTATES	55	11	9	57	8	4	45	79	2
OTHER	0	0	0	0	0	0	0	0	0
TOTALS FOR PERIOD	135	33	18	150	24	21	105	70	15
OUACHITA COUNTY									
GUARDIANSHIP	174	24	6	192	23	26	143	74	18
COMMITMENT-ALCOHOLIC	2	0	1	1	0	1	0	0	-1
COMMITMENT-NARCOTICS	0	0	0	0	0	0	0	0	0
COMMITMENT-CIVIL	7	35	25	17	10	1	6	35	10
ADOPTION	19	10	17	12	1	1	10	83	-7
ANCILLARY ADMINISTRATION	2	0	1	1	0	0	1	100	-1
SMALL ESTATES	0	9	9	0	0	0	0	0	0
DECEDENT ESTATES	177	72	39	210	58	32	120	57	33
OTHER	0	0	0	0	0	0	0	0	0
TOTALS FOR PERIOD	381	150	98	433	92	61	280	65	52

PROBATE CIRCUITS FROM 07/01/91 THROUGH 06/30/92

CIRCUIT AND COUNTY	CASES PENDING START	CASES FILED	CASES TERMI-NATED	CASES PENDING AT END	AGE OF ALL CASES PENDING LESS 1 YR.	1-2 YRS.	OVER 2 YRS.	% OVER 2 YRS.	CHANGE IN CASES PENDING
UNION COUNTY									
GUARDIANSHIP	325	45	13	357	41	30	286	80	32
COMMITMENT-ALCOHOLIC	5	2	5	2	0	0	2	100	-3
COMMITMENT-NARCOTICS	2	2	2	2	0	0	2	100	0
COMMITMENT-CIVIL	34	17	29	22	0	0	22	100	-12
ADOPTION	26	24	28	22	7	1	14	64	-4
ANCILLARY ADMINISTRATION	10	4	6	8	0	2	6	75	-2
SMALL ESTATES	0	23	23	0	0	0	0	0	0
DECEDENT ESTATES	347	122	81	388	84	55	249	64	41
OTHER	0	1	1	0	0	0	0	0	0
TOTALS FOR PERIOD	749	240	188	801	132	88	581	73	52
THIRTEENTH CIRCUIT									
GUARDIANSHIP	735	119	23	831	110	102	619	74	96
COMMITMENT-ALCOHOLIC	11	9	8	12	6	2	4	33	1
COMMITMENT-NARCOTICS	3	3	3	3	0	0	3	100	0
COMMITMENT-CIVIL	64	70	71	63	11	6	46	73	-1
ADOPTION	71	49	53	67	17	8	42	63	-4
ANCILLARY ADMINISTRATION	44	16	20	40	3	11	26	65	-4
SMALL ESTATES	0	50	50	0	0	0	0	0	0
DECEDENT ESTATES	789	273	190	872	200	125	547	63	83
OTHER	3	3	3	3	0	0	3	100	0
TOTALS FOR PERIOD	1720	592	421	1891	347	254	1290	68	171
FOURTEENTH CIRCUIT									
BAXTER COUNTY DIVISION 1									
GUARDIANSHIP	178	37	42	173	36	18	119	69	-5
COMMITMENT-ALCOHOLIC	1	0	0	1	0	1	0	0	0
COMMITMENT-NARCOTICS	0	0	0	0	0	0	0	0	0
COMMITMENT-CIVIL	5	6	5	6	1	2	3	50	1
ADOPTION	27	21	27	21	15	1	5	24	-6
ANCILLARY ADMINISTRATION	6	5	3	8	3	0	5	63	2
SMALL ESTATES	0	26	26	0	0	0	0	0	0
DECEDENT ESTATES	189	107	81	215	86	40	89	41	26
OTHER	2	1	1	2	0	1	1	50	0
TOTALS FOR PERIOD	408	203	185	426	141	63	222	52	18

PROBATE CIRCUITS FROM 07/01/91 THROUGH 06/30/92

CIRCUIT AND COUNTY	CASES PENDING START	CASES FILED	CASES TERMI-NATED	CASES PENDING AT END	AGE OF ALL CASES PENDING LESS 1 YR.	1-2 YRS.	OVER 2 YRS.	% OVER 2 YRS.	CHANGE IN CASES PENDING
BAXTER COUNTY DIVISION 2									
GUARDIANSHIP	11	8	1	18	8	6	4	22	7
COMMITMENT-ALCOHOLIC	1	0	0	1	0	1	0	0	0
COMMITMENT-NARCOTICS	0	0	0	0	0	0	0	0	0
COMMITMENT-CIVIL	0	4	3	1	1	0	0	0	1
ADOPTION	2	2	2	2	2	0	0	0	0
ANCILLARY ADMINISTRATION	1	3	2	2	1	1	0	0	1
SMALL ESTATES	0	5	5	0	0	0	0	0	0
DECEDENT ESTATES	17	11	13	15	9	4	2	13	-2
OTHER	0	0	0	0	0	0	0	0	0
TOTALS FOR PERIOD	32	33	26	39	21	12	6	15	7
BAXTER COUNTY									
GUARDIANSHIP	189	45	43	191	44	24	123	64	2
COMMITMENT-ALCOHOLIC	2	0	0	2	0	2	0	0	0
COMMITMENT-NARCOTICS	0	0	0	0	0	0	0	0	0
COMMITMENT-CIVIL	5	10	8	7	2	2	3	43	2
ADOPTION	29	23	29	23	17	1	5	22	-6
ANCILLARY ADMINISTRATION	7	8	5	10	4	1	5	50	3
SMALL ESTATES	0	31	31	0	0	0	0	0	0
DECEDENT ESTATES	206	118	94	230	95	44	91	40	24
OTHER	2	1	1	2	0	1	1	50	0
TOTALS FOR PERIOD	440	236	211	465	162	75	228	49	25
BOONE COUNTY DIVISION 1									
GUARDIANSHIP	136	33	9	160	31	17	112	70	24
COMMITMENT-ALCOHOLIC	0	0	0	0	0	0	0	0	0
COMMITMENT-NARCOTICS	1	0	1	0	0	0	0	0	-1
COMMITMENT-CIVIL	4	9	7	6	3	1	2	33	2
ADOPTION	15	27	24	18	7	0	11	61	3
ANCILLARY ADMINISTRATION	3	4	1	6	3	0	3	50	3
SMALL ESTATES	0	16	16	0	0	0	0	0	0
DECEDENT ESTATES	106	33	31	108	22	17	69	64	2
OTHER	1	2	1	2	1	0	1	50	1
TOTALS FOR PERIOD	266	124	90	300	67	35	198	66	34
BOONE COUNTY DIVISION 2									
GUARDIANSHIP	4	7	1	10	7	2	1	10	6
COMMITMENT-ALCOHOLIC	0	0	0	0	0	0	0	0	0
COMMITMENT-NARCOTICS	0	0	0	0	0	0	0	0	0
COMMITMENT-CIVIL	0	0	0	0	0	0	0	0	0
ADOPTION	1	5	6	0	0	0	0	0	-1
ANCILLARY ADMINISTRATION	0	0	0	0	0	0	0	0	0
SMALL ESTATES	0	1	1	0	0	0	0	0	0
DECEDENT ESTATES	12	6	9	9	4	2	3	33	-3
OTHER	0	0	0	0	0	0	0	0	0
TOTALS FOR PERIOD	17	19	17	19	11	4	4	21	2

PROBATE CIRCUITS FROM 07/01/91 THROUGH 06/30/92

CIRCUIT AND COUNTY	CASES PENDING START	CASES FILED	CASES TERMI-NATED	CASES PENDING AT END	AGE OF ALL CASES PENDING LESS 1 YR.	1-2 YRS.	OVER 2 YRS.	% OVER 2 YRS.	CHANGE IN CASES PENDING
BOONE COUNTY									
GUARDIANSHIP	140	40	10	170	38	19	113	66	30
COMMITMENT-ALCOHOLIC	0	0	0	0	0	0	0	0	0
COMMITMENT-NARCOTICS	1	0	1	0	0	0	0	0	-1
COMMITMENT-CIVIL	4	9	7	6	3	1	2	33	2
ADOPTION	16	32	30	18	7	0	11	61	2
ANCILLARY ADMINISTRATION	3	4	1	6	3	0	3	50	3
SMALL ESTATES	0	17	17	0	0	0	0	0	0
DECEDENT ESTATES	118	39	40	117	26	19	72	62	-1
OTHER	1	2	1	2	1	0	1	50	1
TOTALS FOR PERIOD	283	143	107	319	78	39	202	63	36
MARION COUNTY DIVISION 1									
GUARDIANSHIP	56	13	5	64	13	11	40	63	8
COMMITMENT-ALCOHOLIC	0	0	0	0	0	0	0	0	0
COMMITMENT-NARCOTICS	0	0	0	0	0	0	0	0	0
COMMITMENT-CIVIL	2	2	2	2	0	0	2	100	0
ADOPTION	10	7	3	14	6	1	7	50	4
ANCILLARY ADMINISTRATION	11	3	3	11	2	2	7	64	0
SMALL ESTATES	0	8	8	0	0	0	0	0	0
DECEDENT ESTATES	85	24	25	84	22	13	49	58	-1
OTHER	2	1	1	2	0	0	2	100	0
TOTALS FOR PERIOD	166	58	47	177	43	27	107	60	11
MARION COUNTY DIVISION 2									
GUARDIANSHIP	4	1	0	5	1	2	2	40	1
COMMITMENT-ALCOHOLIC	0	0	0	0	0	0	0	0	0
COMMITMENT-NARCOTICS	0	0	0	0	0	0	0	0	0
COMMITMENT-CIVIL	0	0	0	0	0	0	0	0	0
ADOPTION	2	2	0	4	2	2	0	0	2
ANCILLARY ADMINISTRATION	1	1	0	2	1	1	0	0	1
SMALL ESTATES	0	0	0	0	0	0	0	0	0
DECEDENT ESTATES	6	6	2	10	5	4	1	10	4
OTHER	0	0	0	0	0	0	0	0	0
TOTALS FOR PERIOD	13	10	2	21	9	9	3	14	8
MARION COUNTY									
GUARDIANSHIP	60	14	5	69	14	13	42	61	9
COMMITMENT-ALCOHOLIC	0	0	0	0	0	0	0	0	0
COMMITMENT-NARCOTICS	0	0	0	0	0	0	0	0	0
COMMITMENT-CIVIL	2	2	2	2	0	0	2	100	0
ADOPTION	12	9	3	18	8	3	7	39	6
ANCILLARY ADMINISTRATION	12	4	3	13	3	3	7	54	1
SMALL ESTATES	0	8	8	0	0	0	0	0	0
DECEDENT ESTATES	91	30	27	94	27	17	50	53	3
OTHER	2	1	1	2	0	0	2	100	0
TOTALS FOR PERIOD	179	68	49	198	52	36	110	56	19

PROBATE CIRCUITS FROM 07/01/91 THROUGH 06/30/92

CIRCUIT AND COUNTY	CASES PENDING START	CASES FILED	CASES TERMI-NATED	CASES PENDING AT END	AGE OF ALL CASES PENDING LESS 1 YR.	1-2 YRS.	OVER 2 YRS.	% OVER 2 YRS.	CHANGE IN CASES PENDING
NEWTON COUNTY DIVISION 1									
GUARDIANSHIP	26	10	4	32	9	6	17	53	6
COMMITMENT-ALCOHOLIC	0	0	0	0	0	0	0	0	0
COMMITMENT-NARCOTICS	0	1	1	0	0	0	0	0	0
COMMITMENT-CIVIL	1	1	0	2	1	0	1	50	1
ADOPTION	4	2	3	3	1	1	1	33	-1
ANCILLARY ADMINISTRATION	1	1	0	2	1	1	0	0	1
SMALL ESTATES	0	0	0	0	0	0	0	0	0
DECEDENT ESTATES	35	14	7	42	12	6	24	57	7
OTHER	1	1	0	2	1	0	1	50	1
TOTALS FOR PERIOD	68	30	15	83	25	14	44	53	15
NEWTON COUNTY DIVISION 2									
GUARDIANSHIP	2	1	1	2	0	1	1	50	0
COMMITMENT-ALCOHOLIC	0	0	0	0	0	0	0	0	0
COMMITMENT-NARCOTICS	0	0	0	0	0	0	0	0	0
COMMITMENT-CIVIL	0	0	0	0	0	0	0	0	0
ADOPTION	0	1	1	0	0	0	0	0	0
ANCILLARY ADMINISTRATION	0	1	0	1	1	0	0	0	1
SMALL ESTATES	0	0	0	0	0	0	0	0	0
DECEDENT ESTATES	0	2	0	2	2	0	0	0	2
OTHER	0	0	0	0	0	0	0	0	0
TOTALS FOR PERIOD	2	5	2	5	3	1	1	20	3
NEWTON COUNTY									
GUARDIANSHIP	28	11	5	34	9	7	18	53	6
COMMITMENT-ALCOHOLIC	0	0	0	0	0	0	0	0	0
COMMITMENT-NARCOTICS	0	1	1	0	0	0	0	0	0
COMMITMENT-CIVIL	1	1	0	2	1	0	1	50	1
ADOPTION	4	3	4	3	1	1	1	33	-1
ANCILLARY ADMINISTRATION	1	2	0	3	2	1	0	0	2
SMALL ESTATES	0	0	0	0	0	0	0	0	0
DECEDENT ESTATES	35	16	7	44	14	6	24	55	9
OTHER	1	1	0	2	1	0	1	50	1
TOTALS FOR PERIOD	70	35	17	88	28	15	45	51	18
FOURTEENTH CIRCUIT									
GUARDIANSHIP	417	110	63	464	105	63	296	64	47
COMMITMENT-ALCOHOLIC	2	0	0	2	0	2	0	0	0
COMMITMENT-NARCOTICS	1	1	2	0	0	0	0	0	-1
COMMITMENT-CIVIL	12	22	17	17	6	3	8	47	5
ADOPTION	61	67	66	62	33	5	24	39	1
ANCILLARY ADMINISTRATION	23	18	9	32	12	5	15	47	9
SMALL ESTATES	0	56	56	0	0	0	0	0	0
DECEDENT ESTATES	450	203	168	485	162	86	237	49	35
OTHER	6	5	3	8	2	1	5	63	2
TOTALS FOR PERIOD	972	482	384	1070	320	165	585	55	98

PROBATE CIRCUITS FROM 07/01/91 THROUGH 06/30/92

CIRCUIT AND COUNTY	CASES PENDING START	CASES FILED	CASES TERMI-NATED	CASES PENDING AT END	AGE OF ALL CASES PENDING LESS 1 YR.	1-2 YRS.	OVER 2 YRS.	% OVER 2 YRS.	CHANGE IN CASES PENDING
FIFTEENTH CIRCUIT									
CONWAY COUNTY DIVISION 1									
GUARDIANSHIP	67	18	6	79	16	18	45	57	12
COMMITMENT-ALCOHOLIC	0	2	0	2	2	0	0	0	2
COMMITMENT-NARCOTICS	1	0	0	1	0	1	0	0	0
COMMITMENT-CIVIL	5	4	0	9	4	4	1	11	4
ADOPTION	8	3	3	8	2	2	4	50	0
ANCILLARY ADMINISTRATION	1	0	0	1	0	0	1	100	0
SMALL ESTATES	0	1	1	0	0	0	0	0	0
DECEDENT ESTATES	63	19	11	71	16	18	37	52	8
OTHER	0	1	1	0	0	0	0	0	0
TOTALS FOR PERIOD	145	48	22	171	40	43	88	51	26
CONWAY COUNTY DIVISION 2									
GUARDIANSHIP	14	19	3	30	19	8	3	10	16
COMMITMENT-ALCOHOLIC	0	0	0	0	0	0	0	0	0
COMMITMENT-NARCOTICS	0	0	0	0	0	0	0	0	0
COMMITMENT-CIVIL	3	10	2	11	8	3	0	0	8
ADOPTION	8	5	5	8	4	3	1	13	0
ANCILLARY ADMINISTRATION	0	0	0	0	0	0	0	0	0
SMALL ESTATES	0	9	9	0	0	0	0	0	0
DECEDENT ESTATES	12	13	3	22	11	9	2	9	10
OTHER	0	1	0	1	1	0	0	0	1
TOTALS FOR PERIOD	37	57	22	72	43	23	6	8	35
CONWAY COUNTY									
GUARDIANSHIP	81	37	9	109	35	26	48	44	28
COMMITMENT-ALCOHOLIC	0	2	0	2	2	0	0	0	2
COMMITMENT-NARCOTICS	1	0	0	1	0	1	0	0	0
COMMITMENT-CIVIL	8	14	2	20	12	7	1	5	12
ADOPTION	16	8	8	16	6	5	5	31	0
ANCILLARY ADMINISTRATION	1	0	0	1	0	0	1	100	0
SMALL ESTATES	0	10	10	0	0	0	0	0	0
DECEDENT ESTATES	75	32	14	93	27	27	39	42	18
OTHER	0	2	1	1	1	0	0	0	1
TOTALS FOR PERIOD	182	105	44	243	83	66	94	39	61

PROBATE CIRCUITS FROM 07/01/91 THROUGH 06/30/92

CIRCUIT AND COUNTY	CASES PENDING START	CASES FILED	CASES TERMI-NATED	CASES PENDING AT END	AGE OF ALL CASES PENDING LESS 1 YR.	1-2 YRS.	OVER 2 YRS.	% OVER 2 YRS.	CHANGE IN CASES PENDING
LOGAN COUNTY DIVISION 1									
GUARDIANSHIP	164	22	13	173	21	20	132	76	9
COMMITMENT-ALCOHOLIC	1	1	0	2	1	0	1	50	1
COMMITMENT-NARCOTICS	0	0	0	0	0	0	0	0	0
COMMITMENT-CIVIL	14	7	10	11	1	2	8	73	-3
ADOPTION	18	11	3	26	11	4	11	42	8
ANCILLARY ADMINISTRATION	4	1	2	3	0	1	2	67	-1
SMALL ESTATES	0	11	11	0	0	0	0	0	0
DECEDENT ESTATES	87	26	28	85	22	9	54	64	-2
OTHER	1	0	1	0	0	0	0	0	-1
TOTALS FOR PERIOD	289	79	68	300	56	36	208	69	11
LOGAN COUNTY DIVISION 2									
GUARDIANSHIP	21	12	0	33	12	13	8	24	12
COMMITMENT-ALCOHOLIC	0	1	1	0	0	0	0	0	0
COMMITMENT-NARCOTICS	0	0	0	0	0	0	0	0	0
COMMITMENT-CIVIL	1	4	3	2	1	1	0	0	1
ADOPTION	4	5	3	6	4	1	1	17	2
ANCILLARY ADMINISTRATION	0	1	0	1	1	0	0	0	1
SMALL ESTATES	0	9	9	0	0	0	0	0	0
DECEDENT ESTATES	20	13	11	22	9	8	5	23	2
OTHER	0	2	1	1	1	0	0	0	1
TOTALS FOR PERIOD	46	47	28	65	28	23	14	22	19
LOGAN COUNTY									
GUARDIANSHIP	185	34	13	206	33	33	140	68	21
COMMITMENT-ALCOHOLIC	1	2	1	2	1	0	1	50	1
COMMITMENT-NARCOTICS	0	0	0	0	0	0	0	0	0
COMMITMENT-CIVIL	15	11	13	13	2	3	8	62	-2
ADOPTION	22	16	6	32	15	5	12	38	10
ANCILLARY ADMINISTRATION	4	2	2	4	1	1	2	50	0
SMALL ESTATES	0	20	20	0	0	0	0	0	0
DECEDENT ESTATES	107	39	39	107	31	17	59	55	0
OTHER	1	2	2	1	1	0	0	0	0
TOTALS FOR PERIOD	335	126	96	365	84	59	222	61	30
SCOTT COUNTY DIVISION 1									
GUARDIANSHIP	51	4	5	50	4	6	40	80	-1
COMMITMENT-ALCOHOLIC	1	0	0	1	0	0	1	100	0
COMMITMENT-NARCOTICS	0	0	0	0	0	0	0	0	0
COMMITMENT-CIVIL	6	4	4	6	1	1	4	67	0
ADOPTION	0	4	3	1	1	0	0	0	1
ANCILLARY ADMINISTRATION	0	1	0	1	1	0	0	0	1
SMALL ESTATES	0	4	4	0	0	0	0	0	0
DECEDENT ESTATES	20	13	6	27	7	3	17	63	7
OTHER	0	0	0	0	0	0	0	0	0
TOTALS FOR PERIOD	78	30	22	86	14	10	62	72	8

PROBATE CIRCUITS FROM 07/01/91 THROUGH 06/30/92

CIRCUIT AND COUNTY	CASES PENDING START	CASES FILED	CASES TERMI-NATED	CASES PENDING AT END	AGE OF ALL CASES PENDING LESS 1 YR.	1-2 YRS.	OVER 2 YRS.	% OVER 2 YRS.	CHANGE IN CASES PENDING
SCOTT COUNTY DIVISION 2									
GUARDIANSHIP	3	8	0	11	3	6	2	18	8
COMMITMENT-ALCOHOLIC	0	0	0	0	0	0	0	0	0
COMMITMENT-NARCOTICS	0	0	0	0	0	0	0	0	0
COMMITMENT-CIVIL	0	4	4	0	0	0	0	0	0
ADOPTION	0	3	2	1	1	0	0	0	1
ANCILLARY ADMINISTRATION	0	0	0	0	0	0	0	0	0
SMALL ESTATES	0	3	3	0	0	0	0	0	0
DECEDENT ESTATES	1	1	0	2	0	2	0	0	1
OTHER	0	0	0	0	0	0	0	0	0
TOTALS FOR PERIOD	4	19	9	14	4	8	2	14	10
SCOTT COUNTY									
GUARDIANSHIP	54	12	5	61	7	12	42	69	7
COMMITMENT-ALCOHOLIC	1	0	0	1	0	0	1	100	0
COMMITMENT-NARCOTICS	0	0	0	0	0	0	0	0	0
COMMITMENT-CIVIL	6	8	8	6	1	1	4	67	0
ADOPTION	0	7	5	2	2	0	0	0	2
ANCILLARY ADMINISTRATION	0	1	0	1	1	0	0	0	1
SMALL ESTATES	0	7	7	0	0	0	0	0	0
DECEDENT ESTATES	21	14	6	29	7	5	17	59	8
OTHER	0	0	0	0	0	0	0	0	0
TOTALS FOR PERIOD	82	49	31	100	18	18	64	64	18
YELL COUNTY DIVISION 1									
GUARDIANSHIP	125	27	4	148	26	17	105	71	23
COMMITMENT-ALCOHOLIC	2	0	0	2	0	1	1	50	0
COMMITMENT-NARCOTICS	0	4	1	3	3	0	0	0	3
COMMITMENT-CIVIL	11	8	7	12	4	1	7	58	1
ADOPTION	12	10	12	10	4	1	5	50	-2
ANCILLARY ADMINISTRATION	11	8	1	18	7	0	11	61	7
SMALL ESTATES	0	7	7	0	0	0	0	0	0
DECEDENT ESTATES	64	23	20	67	20	11	36	54	3
OTHER	0	1	1	0	0	0	0	0	0
TOTALS FOR PERIOD	225	88	53	260	64	31	165	63	35
YELL COUNTY DIVISION 2									
GUARDIANSHIP	11	5	0	16	5	9	2	13	5
COMMITMENT-ALCOHOLIC	0	1	0	1	1	0	0	0	1
COMMITMENT-NARCOTICS	1	0	1	0	0	0	0	0	-1
COMMITMENT-CIVIL	1	2	3	0	0	0	0	0	-1
ADOPTION	3	4	6	1	1	0	0	0	-2
ANCILLARY ADMINISTRATION	0	0	0	0	0	0	0	0	0
SMALL ESTATES	0	2	2	0	0	0	0	0	0
DECEDENT ESTATES	7	2	0	9	2	5	2	22	2
OTHER	0	0	0	0	0	0	0	0	0
TOTALS FOR PERIOD	23	16	12	27	9	14	4	15	4

PROBATE CIRCUITS FROM 07/01/91 THROUGH 06/30/92

CIRCUIT AND COUNTY	CASES PENDING START	CASES FILED	CASES TERMI-NATED	CASES PENDING AT END	AGE OF ALL CASES PENDING LESS 1 YR.	1-2 YRS.	OVER 2 YRS.	% OVER 2 YRS.	CHANGE IN CASES PENDING
YELL COUNTY									
GUARDIANSHIP	136	32	4	164	31	26	107	65	28
COMMITMENT-ALCOHOLIC	2	1	0	3	1	1	1	33	1
COMMITMENT-NARCOTICS	1	4	2	3	3	0	0	0	2
COMMITMENT-CIVIL	12	10	10	12	4	1	7	58	0
ADOPTION	15	14	18	11	5	1	5	45	-4
ANCILLARY ADMINISTRATION	11	8	1	18	7	0	11	61	7
SMALL ESTATES	0	9	9	0	0	0	0	0	0
DECEDENT ESTATES	71	25	20	76	22	16	38	50	5
OTHER	0	1	1	0	0	0	0	0	0
TOTALS FOR PERIOD	248	104	65	287	73	45	169	59	39
FIFTEENTH CIRCUIT									
GUARDIANSHIP	456	115	31	540	106	97	337	62	84
COMMITMENT-ALCOHOLIC	4	5	1	8	4	1	3	38	4
COMMITMENT-NARCOTICS	2	4	2	4	3	1	0	0	2
COMMITMENT-CIVIL	41	43	33	51	19	12	20	39	10
ADOPTION	53	45	37	61	28	11	22	36	8
ANCILLARY ADMINISTRATION	16	11	3	24	9	1	14	58	8
SMALL ESTATES	0	46	46	0	0	0	0	0	0
DECEDENT ESTATES	274	110	79	305	87	65	153	50	31
OTHER	1	5	4	2	2	0	0	0	1
TOTALS FOR PERIOD	847	384	236	995	258	188	549	55	148
SIXTEENTH CIRCUIT									
CLEBURNE COUNTY									
GUARDIANSHIP	63	12	10	65	12	11	42	65	2
COMMITMENT-ALCOHOLIC	0	0	0	0	0	0	0	0	0
COMMITMENT-NARCOTICS	0	0	0	0	0	0	0	0	0
COMMITMENT-CIVIL	0	0	0	0	0	0	0	0	0
ADOPTION	5	10	11	4	2	2	0	0	-1
ANCILLARY ADMINISTRATION	2	2	3	1	0	0	1	100	-1
SMALL ESTATES	0	7	7	0	0	0	0	0	0
DECEDENT ESTATES	51	34	27	58	25	9	24	41	7
OTHER	1	0	0	1	0	1	0	0	0
TOTALS FOR PERIOD	122	65	58	129	39	23	67	52	7

PROBATE CIRCUITS FROM 07/01/91 THROUGH 06/30/92

CIRCUIT AND COUNTY	CASES PENDING START	CASES FILED	CASES TERMI-NATED	CASES PENDING AT END	AGE OF ALL CASES PENDING LESS 1 YR.	1-2 YRS.	OVER 2 YRS.	% OVER 2 YRS.	CHANGE IN CASES PENDING
FULTON COUNTY									
GUARDIANSHIP	26	8	5	29	6	7	16	55	3
COMMITMENT-ALCOHOLIC	0	0	0	0	0	0	0	0	0
COMMITMENT-NARCOTICS	0	0	0	0	0	0	0	0	0
COMMITMENT-CIVIL	0	0	0	0	0	0	0	0	0
ADOPTION	5	5	9	1	0	0	1	100	-4
ANCILLARY ADMINISTRATION	0	0	0	0	0	0	0	0	0
SMALL ESTATES	0	0	0	0	0	0	0	0	0
DECEDENT ESTATES	41	20	17	44	10	8	26	59	3
OTHER	1	0	1	0	0	0	0	0	-1
TOTALS FOR PERIOD	73	33	32	74	16	15	43	58	1
INDEPENDENCE COUNTY									
GUARDIANSHIP	159	34	7	186	32	41	113	61	27
COMMITMENT-ALCOHOLIC	0	3	3	0	0	0	0	0	0
COMMITMENT-NARCOTICS	0	0	0	0	0	0	0	0	0
COMMITMENT-CIVIL	0	56	54	2	2	0	0	0	2
ADOPTION	11	24	29	6	4	0	2	33	-5
ANCILLARY ADMINISTRATION	12	2	1	13	1	1	11	85	1
SMALL ESTATES	0	4	4	0	0	0	0	0	0
DECEDENT ESTATES	134	51	38	147	42	24	81	55	13
OTHER	0	0	0	0	0	0	0	0	0
TOTALS FOR PERIOD	316	174	136	354	81	66	207	58	38
IZARD COUNTY									
GUARDIANSHIP	37	3	3	37	3	6	28	76	0
COMMITMENT-ALCOHOLIC	0	0	0	0	0	0	0	0	0
COMMITMENT-NARCOTICS	3	0	0	3	0	0	3	100	0
COMMITMENT-CIVIL	5	2	2	5	1	0	4	80	0
ADOPTION	2	8	6	4	3	0	1	25	2
ANCILLARY ADMINISTRATION	2	0	0	2	0	2	0	0	0
SMALL ESTATES	0	11	11	0	0	0	0	0	0
DECEDENT ESTATES	39	25	15	49	19	6	24	49	10
OTHER	0	0	0	0	0	0	0	0	0
TOTALS FOR PERIOD	88	49	37	100	26	14	60	60	12
STONE COUNTY									
GUARDIANSHIP	59	8	7	60	6	6	48	80	1
COMMITMENT-ALCOHOLIC	4	3	2	5	1	3	1	20	1
COMMITMENT-NARCOTICS	0	0	0	0	0	0	0	0	0
COMMITMENT-CIVIL	24	6	6	24	4	5	15	63	0
ADOPTION	6	4	2	8	2	0	6	75	2
ANCILLARY ADMINISTRATION	3	1	0	4	1	1	2	50	1
SMALL ESTATES	0	2	2	0	0	0	0	0	0
DECEDENT ESTATES	46	14	6	54	12	5	37	69	8
OTHER	0	0	0	0	0	0	0	0	0
TOTALS FOR PERIOD	142	38	25	155	26	20	109	70	13

PROBATE CIRCUITS FROM 07/01/91 THROUGH 06/30/92

CIRCUIT AND COUNTY	CASES PENDING START	CASES FILED	CASES TERMI-NATED	CASES PENDING AT END	AGE OF ALL CASES PENDING LESS 1 YR.	1-2 YRS.	OVER 2 YRS.	% OVER 2 YRS.	CHANGE IN CASES PENDING
SIXTEENTH CIRCUIT									
GUARDIANSHIP	344	65	32	377	59	71	247	66	33
COMMITMENT-ALCOHOLIC	4	6	5	5	1	3	1	20	1
COMMITMENT-NARCOTICS	3	0	0	3	0	0	3	100	0
COMMITMENT-CIVIL	29	64	62	31	7	5	19	61	2
ADOPTION	29	51	57	23	11	2	10	43	-6
ANCILLARY ADMINISTRATION	19	5	4	20	2	4	14	70	1
SMALL ESTATES	0	24	24	0	0	0	0	0	0
DECEDENT ESTATES	311	144	103	352	108	52	192	55	41
OTHER	2	0	1	1	0	1	0	0	-1
TOTALS FOR PERIOD	741	359	288	812	188	138	486	60	71
SEVENTEENTH CIRCUIT EAST									
PRAIRIE COUNTY									
GUARDIANSHIP	38	11	7	42	7	5	30	71	4
COMMITMENT-ALCOHOLIC	0	0	0	0	0	0	0	0	0
COMMITMENT-NARCOTICS	1	0	0	1	0	0	1	100	0
COMMITMENT-CIVIL	4	1	1	4	0	0	4	100	0
ADOPTION	8	5	10	3	0	1	2	67	-5
ANCILLARY ADMINISTRATION	0	2	1	1	1	0	0	0	1
SMALL ESTATES	0	3	3	0	0	0	0	0	0
DECEDENT ESTATES	57	15	12	60	13	12	35	58	3
OTHER	0	0	0	0	0	0	0	0	0
TOTALS FOR PERIOD	108	37	34	111	21	18	72	65	3
WHITE COUNTY DIVISION 1									
GUARDIANSHIP	289	50	28	311	49	46	216	69	22
COMMITMENT-ALCOHOLIC	0	2	2	0	0	0	0	0	0
COMMITMENT-NARCOTICS	0	0	0	0	0	0	0	0	0
COMMITMENT-CIVIL	1	16	17	0	0	0	0	0	-1
ADOPTION	20	34	30	24	11	4	9	38	4
ANCILLARY ADMINISTRATION	3	0	1	2	0	1	1	50	-1
SMALL ESTATES	0	15	15	0	0	0	0	0	0
DECEDENT ESTATES	150	50	39	161	43	34	84	52	11
OTHER	2	4	2	4	2	0	2	50	2
TOTALS FOR PERIOD	465	171	134	502	105	85	312	62	37

PROBATE CIRCUITS FROM 07/01/91 THROUGH 06/30/92

CIRCUIT AND COUNTY	CASES PENDING START	CASES FILED	CASES TERMI-NATED	CASES PENDING AT END	AGE OF ALL CASES PENDING LESS 1 YR.	1-2 YRS.	OVER 2 YRS.	% OVER 2 YRS.	CHANGE IN CASES PENDING
WHITE COUNTY DIVISION 2									
GUARDIANSHIP	4	15	4	15	12	3	0	0	11
COMMITMENT-ALCOHOLIC	0	0	0	0	0	0	0	0	0
COMMITMENT-NARCOTICS	0	0	0	0	0	0	0	0	0
COMMITMENT-CIVIL	0	5	5	0	0	0	0	0	0
ADOPTION	2	3	4	1	1	0	0	0	-1
ANCILLARY ADMINISTRATION	0	0	0	0	0	0	0	0	0
SMALL ESTATES	0	7	7	0	0	0	0	0	0
DECEDENT ESTATES	5	14	3	16	12	4	0	0	11
OTHER	0	1	0	1	1	0	0	0	1
TOTALS FOR PERIOD	11	45	23	33	26	7	0	0	22
WHITE COUNTY									
GUARDIANSHIP	293	65	32	326	61	49	216	66	33
COMMITMENT-ALCOHOLIC	0	2	2	0	0	0	0	0	0
COMMITMENT-NARCOTICS	0	0	0	0	0	0	0	0	0
COMMITMENT-CIVIL	1	21	22	0	0	0	0	0	-1
ADOPTION	22	37	34	25	12	4	9	36	3
ANCILLARY ADMINISTRATION	3	0	1	2	0	1	1	50	-1
SMALL ESTATES	0	22	22	0	0	0	0	0	0
DECEDENT ESTATES	155	64	42	177	55	38	84	47	22
OTHER	2	5	2	5	3	0	2	40	3
TOTALS FOR PERIOD	476	216	157	535	131	92	312	58	59
SEVENTEENTH CIRCUIT EAST									
GUARDIANSHIP	331	76	39	368	68	54	246	67	37
COMMITMENT-ALCOHOLIC	0	2	2	0	0	0	0	0	0
COMMITMENT-NARCOTICS	1	0	0	1	0	0	1	100	0
COMMITMENT-CIVIL	5	22	23	4	0	0	4	100	-1
ADOPTION	30	42	44	28	12	5	11	39	-2
ANCILLARY ADMINISTRATION	3	2	2	3	1	1	1	33	0
SMALL ESTATES	0	25	25	0	0	0	0	0	0
DECEDENT ESTATES	212	79	54	237	68	50	119	50	25
OTHER	2	5	2	5	3	0	2	40	3
TOTALS FOR PERIOD	584	253	191	646	152	110	384	59	62
SEVENTEENTH CIRCUIT WEST									
LONOKE COUNTY									
GUARDIANSHIP	322	53	28	347	51	49	247	71	25
COMMITMENT-ALCOHOLIC	7	6	7	6	3	2	1	17	-1
COMMITMENT-NARCOTICS	2	0	0	2	0	0	2	100	0
COMMITMENT-CIVIL	21	13	12	22	5	3	14	64	1
ADOPTION	111	27	9	129	23	25	81	63	18
ANCILLARY ADMINISTRATION	1	1	1	1	0	0	1	100	0
SMALL ESTATES	0	18	18	0	0	0	0	0	0
DECEDENT ESTATES	314	63	48	329	55	41	233	71	15
OTHER	0	0	0	0	0	0	0	0	0
TOTALS FOR PERIOD	778	181	123	836	137	120	579	69	58

PROBATE CIRCUITS FROM 07/01/91 THROUGH 06/30/92

CIRCUIT AND COUNTY	CASES PENDING START	CASES FILED	CASES TERMI-NATED	CASES PENDING AT END	AGE OF ALL CASES PENDING LESS 1 YR.	1-2 YRS.	OVER 2 YRS.	% OVER 2 YRS.	CHANGE IN CASES PENDING
SEVENTEENTH CIRCUIT WEST									
GUARDIANSHIP	322	53	28	347	51	49	247	71	25
COMMITMENT-ALCOHOLIC	7	6	7	6	3	2	1	17	-1
COMMITMENT-NARCOTICS	2	0	0	2	0	0	2	100	0
COMMITMENT-CIVIL	21	13	12	22	5	3	14	64	1
ADOPTION	111	27	9	129	23	25	81	63	18
ANCILLARY ADMINISTRATION	1	1	1	1	0	0	1	100	0
SMALL ESTATES	0	18	18	0	0	0	0	0	0
DECEDENT ESTATES	314	63	48	329	55	41	233	71	15
OTHER	0	0	0	0	0	0	0	0	0
TOTALS FOR PERIOD	778	181	123	836	137	120	579	69	58
EIGHTEENTH CIRCUIT EAST									
GARLAND COUNTY DIVISION 1									
GUARDIANSHIP	378	90	29	439	79	60	300	68	61
COMMITMENT-ALCOHOLIC	0	0	0	0	0	0	0	0	0
COMMITMENT-NARCOTICS	0	0	0	0	0	0	0	0	0
COMMITMENT-CIVIL	0	1	1	0	0	0	0	0	0
ADOPTION	22	37	36	23	12	8	3	13	1
ANCILLARY ADMINISTRATION	10	6	9	7	3	1	3	43	-3
SMALL ESTATES	0	92	92	0	0	0	0	0	0
DECEDENT ESTATES	316	151	149	318	107	69	142	45	2
OTHER	1	2	1	2	1	1	0	0	1
TOTALS FOR PERIOD	727	379	317	789	202	139	448	57	62
GARLAND COUNTY DIVISION 2									
GUARDIANSHIP	180	45	15	210	41	35	134	64	30
COMMITMENT-ALCOHOLIC	0	0	0	0	0	0	0	0	0
COMMITMENT-NARCOTICS	0	0	0	0	0	0	0	0	0
COMMITMENT-CIVIL	0	0	0	0	0	0	0	0	0
ADOPTION	12	20	17	15	7	3	5	33	3
ANCILLARY ADMINISTRATION	6	5	3	8	5	1	2	25	2
SMALL ESTATES	0	2	2	0	0	0	0	0	0
DECEDENT ESTATES	162	72	89	145	49	30	66	46	-17
OTHER	0	2	2	0	0	0	0	0	0
TOTALS FOR PERIOD	360	146	128	378	102	69	207	55	18

PROBATE CIRCUITS FROM 07/01/91 THROUGH 06/30/92

CIRCUIT AND COUNTY	CASES PENDING START	CASES FILED	CASES TERMI-NATED	CASES PENDING AT END	AGE OF ALL CASES PENDING LESS 1 YR.	1-2 YRS.	OVER 2 YRS.	% OVER 2 YRS.	CHANGE IN CASES PENDING
GARLAND COUNTY DIVISION 3									
GUARDIANSHIP	0	4	0	4	4	0	0	0	4
COMMITMENT-ALCOHOLIC	0	3	3	0	0	0	0	0	0
COMMITMENT-NARCOTICS	0	0	0	0	0	0	0	0	0
COMMITMENT-CIVIL	3	61	61	3	2	1	0	0	0
ADOPTION	0	1	1	0	0	0	0	0	0
ANCILLARY ADMINISTRATION	0	0	0	0	0	0	0	0	0
SMALL ESTATES	0	1	1	0	0	0	0	0	0
DECEDENT ESTATES	1	1	1	1	1	0	0	0	0
OTHER	0	0	0	0	0	0	0	0	0
TOTALS FOR PERIOD	4	71	67	8	7	1	0	0	4
GARLAND COUNTY									
GUARDIANSHIP	558	139	44	653	124	95	434	66	95
COMMITMENT-ALCOHOLIC	0	3	3	0	0	0	0	0	0
COMMITMENT-NARCOTICS	0	0	0	0	0	0	0	0	0
COMMITMENT-CIVIL	3	62	62	3	2	1	0	0	0
ADOPTION	34	58	54	38	19	11	8	21	4
ANCILLARY ADMINISTRATION	16	11	12	15	8	2	5	33	-1
SMALL ESTATES	0	95	95	0	0	0	0	0	0
DECEDENT ESTATES	479	224	239	464	157	99	208	45	-15
OTHER	1	4	3	2	1	1	0	0	1
TOTALS FOR PERIOD	1091	596	512	1175	311	209	655	56	84
EIGHTEENTH CIRCUIT EAST									
GUARDIANSHIP	558	139	44	653	124	95	434	66	95
COMMITMENT-ALCOHOLIC	0	3	3	0	0	0	0	0	0
COMMITMENT-NARCOTICS	0	0	0	0	0	0	0	0	0
COMMITMENT-CIVIL	3	62	62	3	2	1	0	0	0
ADOPTION	34	58	54	38	19	11	8	21	4
ANCILLARY ADMINISTRATION	16	11	12	15	8	2	5	33	-1
SMALL ESTATES	0	95	95	0	0	0	0	0	0
DECEDENT ESTATES	479	224	239	464	157	99	208	45	-15
OTHER	1	4	3	2	1	1	0	0	1
TOTALS FOR PERIOD	1091	596	512	1175	311	209	655	56	84
EIGHTEENTH CIRCUIT WEST									
MONTGOMERY COUNTY									
GUARDIANSHIP	45	3	2	46	3	4	39	85	1
COMMITMENT-ALCOHOLIC	0	2	2	0	0	0	0	0	0
COMMITMENT-NARCOTICS	0	0	0	0	0	0	0	0	0
COMMITMENT-CIVIL	2	3	4	1	0	1	0	0	-1
ADOPTION	3	5	3	5	3	0	2	40	2
ANCILLARY ADMINISTRATION	0	0	0	0	0	0	0	0	0
SMALL ESTATES	0	7	7	0	0	0	0	0	0
DECEDENT ESTATES	30	11	3	38	10	9	19	50	8
OTHER	0	0	0	0	0	0	0	0	0
TOTALS FOR PERIOD	80	31	21	90	16	14	60	67	10

PROBATE CIRCUITS FROM 07/01/91 THROUGH 06/30/92

CIRCUIT AND COUNTY	CASES PENDING START	CASES FILED	CASES TERMI-NATED	CASES PENDING AT END	AGE OF ALL CASES PENDING LESS 1 YR.	1-2 YRS.	OVER 2 YRS.	% OVER 2 YRS.	CHANGE IN CASES PENDING
POLK COUNTY									
GUARDIANSHIP	95	28	5	113	28	13	77	65	23
COMMITMENT-ALCOHOLIC	1	0	0	1	0	1	0	0	0
COMMITMENT-NARCOTICS	0	0	0	0	0	0	0	0	0
COMMITMENT-CIVIL	2	14	14	2	0	2	0	0	0
ADOPTION	8	14	10	12	9	0	3	25	4
ANCILLARY ADMINISTRATION	3	0	3	0	0	0	0	0	-3
SMALL ESTATES	0	22	22	0	0	0	0	0	0
DECEDENT ESTATES	80	44	27	97	37	12	48	49	17
OTHER	0	0	0	0	0	0	0	0	0
TOTALS FOR PERIOD	189	122	81	230	74	28	128	56	41
EIGHTEENTH CIRCUIT WEST									
GUARDIANSHIP	140	31	7	164	31	17	116	71	24
COMMITMENT-ALCOHOLIC	1	2	2	1	0	1	0	0	0
COMMITMENT-NARCOTICS	0	0	0	0	0	0	0	0	0
COMMITMENT-CIVIL	4	17	18	3	0	3	0	0	-1
ADOPTION	11	19	13	17	12	0	5	29	6
ANCILLARY ADMINISTRATION	3	0	3	0	0	0	0	0	-3
SMALL ESTATES	0	29	29	0	0	0	0	0	0
DECEDENT ESTATES	110	55	30	135	47	21	67	50	25
OTHER	0	0	0	0	0	0	0	0	0
TOTALS FOR PERIOD	269	153	102	320	90	42	188	59	51
NINETEENTH CIRCUIT									
BENTON COUNTY DIVISION 1									
GUARDIANSHIP	235	42	36	241	36	26	179	74	6
COMMITMENT-ALCOHOLIC	0	2	2	0	0	0	0	0	0
COMMITMENT-NARCOTICS	0	0	0	0	0	0	0	0	0
COMMITMENT-CIVIL	7	12	16	3	3	0	0	0	-4
ADOPTION	19	43	45	17	14	3	0	0	-2
ANCILLARY ADMINISTRATION	35	21	27	29	13	3	13	45	-6
SMALL ESTATES	0	31	31	0	0	0	0	0	0
DECEDENT ESTATES	233	91	99	225	67	27	131	58	-8
OTHER	2	5	4	3	2	0	1	33	1
TOTALS FOR PERIOD	531	247	260	518	135	59	324	63	-13

PROBATE CIRCUITS FROM 07/01/91 THROUGH 06/30/92

CIRCUIT AND COUNTY	CASES PENDING START	CASES FILED	CASES TERMI-NATED	CASES PENDING AT END	AGE OF ALL CASES PENDING LESS 1 YR.	1-2 YRS.	OVER 2 YRS.	% OVER 2 YRS.	CHANGE IN CASES PENDING
BENTON COUNTY DIVISION 2									
GUARDIANSHIP	140	42	24	158	41	36	81	51	18
COMMITMENT-ALCOHOLIC	0	1	0	1	1	0	0	0	1
COMMITMENT-NARCOTICS	0	0	0	0	0	0	0	0	0
COMMITMENT-CIVIL	6	14	13	7	4	3	0	0	1
ADOPTION	17	40	45	12	11	1	0	0	-5
ANCILLARY ADMINISTRATION	17	13	22	8	6	0	2	25	-9
SMALL ESTATES	0	23	23	0	0	0	0	0	0
DECEDENT ESTATES	146	101	93	154	70	24	60	39	8
OTHER	1	2	3	0	0	0	0	0	-1
TOTALS FOR PERIOD	327	236	223	340	133	64	143	42	13
BENTON COUNTY DIVISION 3									
GUARDIANSHIP	17	3	5	15	3	1	11	73	-2
COMMITMENT-ALCOHOLIC	0	0	0	0	0	0	0	0	0
COMMITMENT-NARCOTICS	0	0	0	0	0	0	0	0	0
COMMITMENT-CIVIL	0	1	1	0	0	0	0	0	0
ADOPTION	3	2	0	5	2	1	2	40	2
ANCILLARY ADMINISTRATION	0	0	0	0	0	0	0	0	0
SMALL ESTATES	0	0	0	0	0	0	0	0	0
DECEDENT ESTATES	3	0	0	3	0	0	3	100	0
OTHER	0	0	0	0	0	0	0	0	0
TOTALS FOR PERIOD	23	6	6	23	5	2	16	70	0
BENTON COUNTY									
GUARDIANSHIP	392	87	65	414	80	63	271	65	22
COMMITMENT-ALCOHOLIC	0	3	2	1	1	0	0	0	1
COMMITMENT-NARCOTICS	0	0	0	0	0	0	0	0	0
COMMITMENT-CIVIL	13	27	30	10	7	3	0	0	-3
ADOPTION	39	85	90	34	27	5	2	6	-5
ANCILLARY ADMINISTRATION	52	34	49	37	19	3	15	41	-15
SMALL ESTATES	0	54	54	0	0	0	0	0	0
DECEDENT ESTATES	382	192	192	382	137	51	194	51	0
OTHER	3	7	7	3	2	0	1	33	0
TOTALS FOR PERIOD	881	489	489	881	273	125	483	55	0
CARROLL COUNTY DIVISION 1									
GUARDIANSHIP	41	13	3	51	11	6	34	67	10
COMMITMENT-ALCOHOLIC	0	0	0	0	0	0	0	0	0
COMMITMENT-NARCOTICS	0	0	0	0	0	0	0	0	0
COMMITMENT-CIVIL	4	3	6	1	0	0	1	100	-3
ADOPTION	2	4	3	3	2	0	1	33	1
ANCILLARY ADMINISTRATION	3	1	3	1	0	0	1	100	-2
SMALL ESTATES	0	4	4	0	0	0	0	0	0
DECEDENT ESTATES	50	22	25	47	18	10	19	40	-3
OTHER	1	0	1	0	0	0	0	0	-1
TOTALS FOR PERIOD	101	47	45	103	31	16	56	54	2

PROBATE CIRCUITS FROM 07/01/91 THROUGH 06/30/92

CIRCUIT AND COUNTY	CASES PENDING START	CASES FILED	CASES TERMI-NATED	CASES PENDING AT END	AGE OF ALL CASES PENDING LESS 1 YR.	1-2 YRS.	OVER 2 YRS.	% OVER 2 YRS.	CHANGE IN CASES PENDING
CARROLL COUNTY DIVISION 2									
GUARDIANSHIP	17	8	7	18	6	6	6	33	1
COMMITMENT-ALCOHOLIC	0	0	0	0	0	0	0	0	0
COMMITMENT-NARCOTICS	0	0	0	0	0	0	0	0	0
COMMITMENT-CIVIL	3	4	7	0	0	0	0	0	-3
ADOPTION	2	8	9	1	1	0	0	0	-1
ANCILLARY ADMINISTRATION	5	2	4	3	2	1	0	0	-2
SMALL ESTATES	0	1	1	0	0	0	0	0	0
DECEDENT ESTATES	33	27	22	38	23	7	8	21	5
OTHER	1	1	2	0	0	0	0	0	-1
TOTALS FOR PERIOD	61	51	52	60	32	14	14	23	-1
CARROLL COUNTY DIVISION 3									
GUARDIANSHIP	1	1	0	2	0	0	2	100	1
COMMITMENT-ALCOHOLIC	0	0	0	0	0	0	0	0	0
COMMITMENT-NARCOTICS	0	0	0	0	0	0	0	0	0
COMMITMENT-CIVIL	0	0	0	0	0	0	0	0	0
ADOPTION	0	0	0	0	0	0	0	0	0
ANCILLARY ADMINISTRATION	0	0	0	0	0	0	0	0	0
SMALL ESTATES	0	0	0	0	0	0	0	0	0
DECEDENT ESTATES	1	0	0	1	0	0	1	100	0
OTHER	0	0	0	0	0	0	0	0	0
TOTALS FOR PERIOD	2	1	0	3	0	0	3	100	1
CARROLL COUNTY									
GUARDIANSHIP	59	22	10	71	17	12	42	59	12
COMMITMENT-ALCOHOLIC	0	0	0	0	0	0	0	0	0
COMMITMENT-NARCOTICS	0	0	0	0	0	0	0	0	0
COMMITMENT-CIVIL	7	7	13	1	0	0	1	100	-6
ADOPTION	4	12	12	4	3	0	1	25	0
ANCILLARY ADMINISTRATION	8	3	7	4	2	1	1	25	-4
SMALL ESTATES	0	5	5	0	0	0	0	0	0
DECEDENT ESTATES	84	49	47	86	41	17	28	33	2
OTHER	2	1	3	0	0	0	0	0	-2
TOTALS FOR PERIOD	104	99	97	166	63	30	73	44	2
NINETEENTH CIRCUIT									
GUARDIANSHIP	451	109	75	485	97	75	313	65	34
COMMITMENT-ALCOHOLIC	0	3	2	1	1	0	0	0	1
COMMITMENT-NARCOTICS	0	0	0	0	0	0	0	0	0
COMMITMENT-CIVIL	20	34	43	11	7	3	1	9	-9
ADOPTION	43	97	102	38	30	5	3	8	-5
ANCILLARY ADMINISTRATION	60	37	56	41	21	4	16	39	-19
SMALL ESTATES	0	59	59	0	0	0	0	0	0
DECEDENT ESTATES	466	241	239	468	178	68	222	47	2
OTHER	5	8	10	3	2	0	1	33	-2
TOTALS FOR PERIOD	1045	588	586	1047	336	155	556	53	2

PROBATE CIRCUITS FROM 07/01/91 THROUGH 06/30/92

CIRCUIT AND COUNTY	CASES PENDING START	CASES FILED	CASES TERMI-NATED	CASES PENDING AT END	AGE OF ALL CASES PENDING LESS 1 YR.	1-2 YRS.	OVER 2 YRS.	% OVER 2 YRS.	CHANGE IN CASES PENDING
TWENTIETH CIRCUIT									
FAULKNER COUNTY DIVISION 1									
GUARDIANSHIP	139	1	38	102	1	0	101	99	-37
COMMITMENT-ALCOHOLIC	3	0	1	2	0	0	2	100	-1
COMMITMENT-NARCOTICS	0	0	0	0	0	0	0	0	0
COMMITMENT-CIVIL	0	2	1	1	1	0	0	0	1
ADOPTION	3	4	3	4	2	1	1	25	1
ANCILLARY ADMINISTRATION	1	0	0	1	0	0	1	100	0
SMALL ESTATES	0	7	7	0	0	0	0	0	0
DECEDENT ESTATES	47	1	2	46	0	0	46	100	-1
OTHER	0	0	0	0	0	0	0	0	0
TOTALS FOR PERIOD	193	15	52	156	4	1	151	97	-37
FAULKNER COUNTY DIVISION 2									
GUARDIANSHIP	22	27	2	47	26	13	8	17	25
COMMITMENT-ALCOHOLIC	0	1	0	1	1	0	0	0	1
COMMITMENT-NARCOTICS	0	0	0	0	0	0	0	0	0
COMMITMENT-CIVIL	0	9	9	0	0	0	0	0	0
ADOPTION	2	7	4	5	4	1	0	0	3
ANCILLARY ADMINISTRATION	1	0	0	1	0	1	0	0	0
SMALL ESTATES	0	11	11	0	0	0	0	0	0
DECEDENT ESTATES	20	21	17	24	15	8	1	4	4
OTHER	0	0	0	0	0	0	0	0	0
TOTALS FOR PERIOD	45	76	43	78	46	23	9	12	33
FAULKNER COUNTY DIVISION 3									
GUARDIANSHIP	421	65	59	427	65	112	250	59	6
COMMITMENT-ALCOHOLIC	6	0	0	6	0	1	5	83	0
COMMITMENT-NARCOTICS	0	0	0	0	0	0	0	0	0
COMMITMENT-CIVIL	6	9	13	2	0	1	1	50	-4
ADOPTION	26	23	8	41	18	7	16	39	15
ANCILLARY ADMINISTRATION	2	0	0	2	0	1	1	50	0
SMALL ESTATES	0	12	12	0	0	0	0	0	0
DECEDENT ESTATES	187	60	58	189	47	29	113	60	2
OTHER	2	0	0	2	0	0	2	100	0
TOTALS FOR PERIOD	650	169	150	669	130	151	388	58	19

PROBATE CIRCUITS FROM 07/01/91 THROUGH 06/30/92

CIRCUIT AND COUNTY	CASES PENDING START	CASES FILED	CASES TERMI-NATED	CASES PENDING AT END	AGE OF ALL CASES PENDING LESS 1 YR.	1-2 YRS.	OVER 2 YRS.	% OVER 2 YRS.	CHANGE IN CASES PENDING
FAULKNER COUNTY									
GUARDIANSHIP	582	93	99	576	92	125	359	62	-6
COMMITMENT-ALCOHOLIC	9	1	1	9	1	1	7	78	0
COMMITMENT-NARCOTICS	0	0	0	0	0	0	0	0	0
COMMITMENT-CIVIL	6	20	23	3	1	1	1	33	-3
ADOPTION	31	34	15	50	24	9	17	34	19
ANCILLARY ADMINISTRATION	4	0	0	4	0	2	2	50	0
SMALL ESTATES	0	30	30	0	0	0	0	0	0
DECEDENT ESTATES	254	82	77	259	62	37	160	62	5
OTHER	2	0	0	2	0	0	2	100	0
TOTALS FOR PERIOD	888	260	245	903	180	175	548	61	15
SEARCY COUNTY DIVISION 1									
GUARDIANSHIP	0	2	0	2	2	0	0	0	2
COMMITMENT-ALCOHOLIC	0	0	0	0	0	0	0	0	0
COMMITMENT-NARCOTICS	0	0	0	0	0	0	0	0	0
COMMITMENT-CIVIL	0	0	0	0	0	0	0	0	0
ADOPTION	0	1	1	0	0	0	0	0	0
ANCILLARY ADMINISTRATION	0	0	0	0	0	0	0	0	0
SMALL ESTATES	0	0	0	0	0	0	0	0	0
DECEDENT ESTATES	2	0	2	0	0	0	0	0	-2
OTHER	0	0	0	0	0	0	0	0	0
TOTALS FOR PERIOD	2	3	3	2	2	0	0	0	0
SEARCY COUNTY DIVISION 2									
GUARDIANSHIP	6	4	1	9	4	4	1	11	3
COMMITMENT-ALCOHOLIC	0	0	0	0	0	0	0	0	0
COMMITMENT-NARCOTICS	0	0	0	0	0	0	0	0	0
COMMITMENT-CIVIL	1	3	2	2	2	0	0	0	1
ADOPTION	0	2	1	1	1	0	0	0	1
ANCILLARY ADMINISTRATION	0	0	0	0	0	0	0	0	0
SMALL ESTATES	0	1	1	0	0	0	0	0	0
DECEDENT ESTATES	4	3	1	6	3	2	1	17	2
OTHER	0	1	0	1	1	0	0	0	1
TOTALS FOR PERIOD	11	14	6	19	11	6	2	11	8
SEARCY COUNTY DIVISION 3									
GUARDIANSHIP	56	10	4	62	9	5	48	77	6
COMMITMENT-ALCOHOLIC	2	0	0	2	0	2	0	0	0
COMMITMENT-NARCOTICS	0	0	0	0	0	0	0	0	0
COMMITMENT-CIVIL	6	2	1	7	1	0	6	86	1
ADOPTION	1	2	2	1	0	0	1	100	0
ANCILLARY ADMINISTRATION	3	0	0	3	0	1	2	67	0
SMALL ESTATES	0	2	2	0	0	0	0	0	0
DECEDENT ESTATES	27	6	2	31	6	3	22	71	4
OTHER	0	0	0	0	0	0	0	0	0
TOTALS FOR PERIOD	95	22	11	106	16	11	79	75	11

PROBATE CIRCUITS FROM 07/01/91 THROUGH 06/30/92

CIRCUIT AND COUNTY	CASES PENDING START	CASES FILED	CASES TERMI-NATED	CASES PENDING AT END	AGE OF ALL CASES PENDING LESS 1 YR.	1-2 YRS.	OVER 2 YRS.	% OVER 2 YRS.	CHANGE IN CASES PENDING
SEARCY COUNTY									
GUARDIANSHIP	62	16	5	73	15	9	49	67	11
COMMITMENT-ALCOHOLIC	2	0	0	2	0	2	0	0	0
COMMITMENT-NARCOTICS	0	0	0	0	0	0	0	0	0
COMMITMENT-CIVIL	7	5	3	9	3	0	6	67	2
ADOPTION	1	5	4	2	1	0	1	50	1
ANCILLARY ADMINISTRATION	3	0	0	3	0	1	2	67	0
SMALL ESTATES	0	3	3	0	0	0	0	0	0
DECEDENT ESTATES	33	9	5	37	9	5	23	62	4
OTHER	0	1	0	1	1	0	0	0	1
TOTALS FOR PERIOD	108	39	20	127	29	17	81	64	19
VAN BUREN COUNTY DIVISION 1									
GUARDIANSHIP	2	1	0	3	1	2	0	0	1
COMMITMENT-ALCOHOLIC	0	0	0	0	0	0	0	0	0
COMMITMENT-NARCOTICS	0	0	0	0	0	0	0	0	0
COMMITMENT-CIVIL	0	1	0	1	1	0	0	0	1
ADOPTION	0	1	1	0	0	0	0	0	0
ANCILLARY ADMINISTRATION	0	1	0	1	1	0	0	0	1
SMALL ESTATES	0	5	5	0	0	0	0	0	0
DECEDENT ESTATES	3	0	2	1	0	0	1	100	-2
OTHER	0	0	0	0	0	0	0	0	0
TOTALS FOR PERIOD	5	9	8	6	3	2	1	17	1
VAN BUREN COUNTY DIVISION 2									
GUARDIANSHIP	1	8	0	9	8	1	0	0	8
COMMITMENT-ALCOHOLIC	0	0	0	0	0	0	0	0	0
COMMITMENT-NARCOTICS	0	0	0	0	0	0	0	0	0
COMMITMENT-CIVIL	0	3	2	1	1	0	0	0	1
ADOPTION	0	0	0	0	0	0	0	0	0
ANCILLARY ADMINISTRATION	0	0	0	0	0	0	0	0	0
SMALL ESTATES	0	2	2	0	0	0	0	0	0
DECEDENT ESTATES	5	6	5	6	6	0	0	0	1
OTHER	0	0	0	0	0	0	0	0	0
TOTALS FOR PERIOD	6	19	9	16	15	1	0	0	10
VAN BUREN COUNTY DIVISION 3									
GUARDIANSHIP	69	8	4	73	6	14	53	73	4
COMMITMENT-ALCOHOLIC	1	1	0	2	1	1	0	0	1
COMMITMENT-NARCOTICS	0	0	0	0	0	0	0	0	0
COMMITMENT-CIVIL	8	5	4	9	1	3	5	56	1
ADOPTION	5	4	1	8	4	1	3	38	3
ANCILLARY ADMINISTRATION	5	0	1	4	0	0	4	100	-1
SMALL ESTATES	0	5	5	0	0	0	0	0	0
DECEDENT ESTATES	61	26	13	74	24	14	36	49	13
OTHER	0	0	0	0	0	0	0	0	0
TOTALS FOR PERIOD	149	49	28	170	36	33	101	59	21

PROBATE CIRCUITS FROM 07/01/91 THROUGH 06/30/92

CIRCUIT AND COUNTY	CASES PENDING START	CASES FILED	CASES TERMI-NATED	CASES PENDING AT END	AGE OF ALL CASES PENDING LESS 1 YR.	1-2 YRS.	OVER 2 YRS.	% OVER 2 YRS.	CHANGE IN CASES PENDING
VAN BUREN COUNTY									
GUARDIANSHIP	72	17	4	85	15	17	53	62	13
COMMITMENT-ALCOHOLIC	1	1	0	2	1	1	0	0	1
COMMITMENT-NARCOTICS	0	0	0	0	0	0	0	0	0
COMMITMENT-CIVIL	8	9	6	11	3	3	5	45	3
ADOPTION	5	5	2	8	4	1	3	38	3
ANCILLARY ADMINISTRATION	5	1	1	5	1	0	4	80	0
SMALL ESTATES	0	12	12	0	0	0	0	0	0
DECEDENT ESTATES	69	32	20	81	30	14	37	46	12
OTHER	0	0	0	0	0	0	0	0	0
TOTALS FOR PERIOD	160	77	45	192	54	36	102	53	32
TWENTIETH CIRCUIT									
GUARDIANSHIP	716	126	108	734	122	151	461	63	18
COMMITMENT-ALCOHOLIC	12	2	1	13	2	4	7	54	1
COMMITMENT-NARCOTICS	0	0	0	0	0	0	0	0	0
COMMITMENT-CIVIL	21	34	32	23	7	4	12	52	2
ADOPTION	37	44	21	60	29	10	21	35	23
ANCILLARY ADMINISTRATION	12	1	1	12	1	3	8	67	0
SMALL ESTATES	0	45	45	0	0	0	0	0	0
DECEDENT ESTATES	356	123	102	377	101	56	220	58	21
OTHER	2	1	0	3	1	0	2	67	1
TOTALS FOR PERIOD	1156	376	310	1222	263	228	731	60	66
STATE TOTALS									
GUARDIANSHIP	13893	2806	1362	15337	2531	2176	10630	69	1444
COMMITMENT-ALCOHOLIC	166	190	161	195	57	45	93	48	29
COMMITMENT-NARCOTICS	26	32	30	28	5	6	17	61	2
COMMITMENT-CIVIL	993	1697	1601	1089	327	213	549	50	96
ADOPTION	1450	1628	1437	1641	744	237	660	40	191
ANCILLARY ADMINISTRATION	360	220	208	372	126	69	177	48	12
SMALL ESTATES	35	1308	1278	65	31	12	22	34	30
DECEDENT ESTATES	11201	4132	3362	11971	3291	1906	6774	57	770
OTHER	150	222	186	186	52	26	108	58	36
TOTALS FOR PERIOD	28274	12235	9625	30884	7164	4690	19030	62	2610

JUVENILE SUMMARY 07/01/91 THRU 06/30/92

	PENDING AT START	FILED	ADJUDI-CATED	PENDING AT END	LESS 1 YR	1 - 2 YRS	OVER 2 YRS	% OVER 2 YRS	PENDING CHANGE
CROSS COUNTY 01 19									
DELINQUENT	20	30	27	23	4	16	3	13	3
FINS	0	10	5	5	5	0	0	0	5
DEPENDENT NEGLECT	0	6	0	6	6	0	0	0	6
PROBATION VIOLATION	2	18	1	19	17	1	1	5	17
PATERNITY	0	0	0	0	0	0	0	0	0
CUSTODY SUPPORT	0	0	0	0	0	0	0	0	0
ADOPTION	0	0	0	0	0	0	0	0	0
TERM OF PRNTL RIGHTS	0	0	0	0	0	0	0	0	0
URESA	0	0	0	0	0	0	0	0	0
GUARDIANSHIP	1	0	0	1	0	1	0	0	0
CIVIL COMMITMENT	0	0	0	0	0	0	0	0	0
REVIEW HEARING	0	1	1	0	0	0	0	0	0
OTHER	0	0	0	0	0	0	0	0	0
TOTAL	23	65	34	54	32	18	4	7	31
LEE COUNTY 01 39									
DELINQUENT	15	53	43	25	14	5	6	24	10
FINS	3	7	3	7	4	3	0	0	4
DEPENDENT NEGLECT	7	6	9	4	2	1	1	25	-3
PROBATION VIOLATION	1	4	4	1	0	1	0	0	0
PATERNITY	0	0	0	0	0	0	0	0	0
CUSTODY SUPPORT	0	2	2	0	0	0	0	0	0
ADOPTION	0	0	0	0	0	0	0	0	0
TERM OF PRNTL RIGHTS	0	0	0	0	0	0	0	0	0
URESA	0	0	0	0	0	0	0	0	0
GUARDIANSHIP	1	3	3	1	0	0	1	100	0
CIVIL COMMITMENT	0	0	0	0	0	0	0	0	0
REVIEW HEARING	0	18	18	0	0	0	0	0	0
OTHER	0	0	0	0	0	0	0	0	0
TOTAL	27	93	82	38	20	10	8	21	11
MONROE COUNTY 01 48									
DELINQUENT	19	83	60	42	27	6	9	21	23
FINS	5	11	10	6	1	1	4	67	1
DEPENDENT NEGLECT	4	1	1	4	0	0	4	100	0
PROBATION VIOLATION	1	1	1	1	0	1	0	0	0
PATERNITY	0	0	0	0	0	0	0	0	0
CUSTODY SUPPORT	0	0	0	0	0	0	0	0	0
ADOPTION	0	0	0	0	0	0	0	0	0
TERM OF PRNTL RIGHTS	0	0	0	0	0	0	0	0	0
URESA	0	0	0	0	0	0	0	0	0
GUARDIANSHIP	0	0	0	0	0	0	0	0	0
CIVIL COMMITMENT	0	0	0	0	0	0	0	0	0
REVIEW HEARING	0	0	0	0	0	0	0	0	0
OTHER	0	0	0	0	0	0	0	0	0
TOTAL	29	96	72	53	28	8	17	32	24

JUVENILE SUMMARY 07/01/91 THRU 06/30/92

	PENDING AT START	FILED	ADJUDI-CATED	PENDING AT END	LESS 1 YR	1 - 2 YRS	OVER 2 YRS	% OVER 2 YRS	PENDING CHANGE
PHILLIPS COUNTY 01 54									
DELINQUENT	58	232	131	159	108	24	27	17	101
FINS	11	15	7	19	9	7	3	16	8
DEPENDENT NEGLECT	0	17	8	9	9	0	0	0	9
PROBATION VIOLATION	0	3	3	0	0	0	0	0	0
PATERNITY	1	0	0	1	0	1	0	0	0
CUSTODY SUPPORT	1	0	0	1	0	1	0	0	0
ADOPTION	0	0	0	0	0	0	0	0	0
TERM OF PRNTL RIGHTS	0	0	0	0	0	0	0	0	0
URESA	0	0	0	0	0	0	0	0	0
GUARDIANSHIP	0	0	0	0	0	0	0	0	0
CIVIL COMMITMENT	0	0	0	0	0	0	0	0	0
REVIEW HEARING	0	11	8	3	3	0	0	0	3
OTHER	0	2	0	2	2	0	0	0	2
TOTAL	71	280	157	194	131	33	30	15	123
ST. FRANCIS COUNTY 01 62									
DELINQUENT	35	99	95	39	11	17	11	28	4
FINS	11	15	13	13	3	9	1	8	2
DEPENDENT NEGLECT	1	41	39	3	3	0	0	0	2
PROBATION VIOLATION	6	22	21	7	1	6	0	0	1
PATERNITY	0	0	0	0	0	0	0	0	0
CUSTODY SUPPORT	0	0	0	0	0	0	0	0	0
ADOPTION	0	0	0	0	0	0	0	0	0
TERM OF PRNTL RIGHTS	2	1	3	0	0	0	0	0	-2
URESA	0	0	0	0	0	0	0	0	0
GUARDIANSHIP	0	7	3	4	4	0	0	0	4
CIVIL COMMITMENT	0	0	0	0	0	0	0	0	0
REVIEW HEARING	3	59	50	12	12	0	0	0	9
OTHER	0	0	0	0	0	0	0	0	0
TOTAL	58	244	224	78	34	32	12	15	20
WOODRUFF COUNTY 01 74									
DELINQUENT	3	13	13	3	0	1	2	67	0
FINS	0	3	1	2	2	0	0	0	2
DEPENDENT NEGLECT	0	0	0	0	0	0	0	0	0
PROBATION VIOLATION	0	0	0	0	0	0	0	0	0
PATERNITY	0	0	0	0	0	0	0	0	0
CUSTODY SUPPORT	0	1	0	1	1	0	0	0	1
ADOPTION	0	0	0	0	0	0	0	0	0
TERM OF PRNTL RIGHTS	0	0	0	0	0	0	0	0	0
URESA	0	0	0	0	0	0	0	0	0
GUARDIANSHIP	0	0	0	0	0	0	0	0	0
CIVIL COMMITMENT	0	0	0	0	0	0	0	0	0
REVIEW HEARING	0	2	0	2	2	0	0	0	2
OTHER	0	0	0	0	0	0	0	0	0
TOTAL	3	19	14	8	5	1	2	25	5

JUVENILE SUMMARY 07/01/91 THRU 06/30/92

	PENDING AT START	FILED	ADJUDI-CATED	PENDING AT END	LESS 1 YR	1 - 2 YRS	OVER 2 YRS	% OVER 2 YRS	PENDING CHANGE
DISTRICT 01									
DELINQUENT	150	510	369	291	164	69	58	20	141
FINS	30	61	39	52	24	20	8	15	22
DEPENDENT NEGLECT	12	71	57	26	20	1	5	19	14
PROBATION VIOLATION	10	48	30	28	18	9	1	4	18
PATERNITY	1	0	0	1	0	1	0	0	0
CUSTODY SUPPORT	1	3	2	2	1	1	0	0	1
ADOPTION	0	0	0	0	0	0	0	0	0
TERM OF PRNTL RIGHTS	2	1	3	0	0	0	0	0	-2
URESA	0	0	0	0	0	0	0	0	0
GUARDIANSHIP	2	10	6	6	4	1	1	17	4
CIVIL COMMITMENT	0	0	0	0	0	0	0	0	0
REVIEW HEARING	3	91	77	17	17	0	0	0	14
OTHER	0	2	0	2	2	0	0	0	2
TOTAL	211	797	583	425	250	102	73	17	214
CLAY COUNTY 02 11C									
DELINQUENT	14	18	25	7	2	0	5	71	-7
FINS	4	1	2	3	0	0	3	100	-1
DEPENDENT NEGLECT	2	5	5	2	2	0	0	0	0
PROBATION VIOLATION	0	0	0	0	0	0	0	0	0
PATERNITY	1	9	3	7	7	0	0	0	6
CUSTODY SUPPORT	2	3	2	3	3	0	0	0	1
ADOPTION	0	0	0	0	0	0	0	0	0
TERM OF PRNTL RIGHTS	0	0	0	0	0	0	0	0	0
URESA	0	0	0	0	0	0	0	0	0
GUARDIANSHIP	0	0	0	0	0	0	0	0	0
CIVIL COMMITMENT	0	0	0	0	0	0	0	0	0
REVIEW HEARING	0	0	0	0	0	0	0	0	0
OTHER	0	0	0	0	0	0	0	0	0
TOTAL	23	36	37	22	14	0	8	36	-1
CLAY COUNTY 02 11P									
DELINQUENT	4	11	9	6	6	0	0	0	2
FINS	3	5	5	3	2	1	0	0	0
DEPENDENT NEGLECT	0	6	2	4	4	0	0	0	4
PROBATION VIOLATION	0	3	3	0	0	0	0	0	0
PATERNITY	4	4	3	5	4	1	0	0	1
CUSTODY SUPPORT	2	4	4	2	2	0	0	0	0
ADOPTION	0	0	0	0	0	0	0	0	0
TERM OF PRNTL RIGHTS	0	0	0	0	0	0	0	0	0
URESA	0	0	0	0	0	0	0	0	0
GUARDIANSHIP	0	0	0	0	0	0	0	0	0
CIVIL COMMITMENT	0	0	0	0	0	0	0	0	0
REVIEW HEARING	0	1	1	0	0	0	0	0	0
OTHER	0	0	0	0	0	0	0	0	0
TOTAL	13	34	27	20	13	2	0	0	7

JUVENILE SUMMARY 07/01/91 THRU 06/30/92

	PENDING AT START	FILED	ADJUDI-CATED	PENDING AT END	LESS 1 YR	1 - 2 YRS	OVER 2 YRS	% OVER 2 YRS	PENDING CHANGE
CRAIGHEAD COUNTY 02 16J									
DELINQUENT	94	292	244	142	106	27	9	6	48
FINS	16	39	24	31	27	4	0	0	15
DEPENDENT NEGLECT	58	61	56	83	57	20	6	7	25
PROBATION VIOLATION	10	114	53	71	66	4	1	1	61
PATERNITY	0	0	0	0	0	0	0	0	0
CUSTODY SUPPORT	2	1	3	0	0	0	0	0	-2
ADOPTION	0	0	0	0	0	0	0	0	0
TERM OF PRNTL RIGHTS	2	1	2	1	0	1	0	0	-1
URESA	0	0	0	0	0	0	0	0	0
GUARDIANSHIP	1	1	1	1	1	0	0	0	0
CIVIL COMMITMENT	0	0	0	0	0	0	0	0	0
REVIEW HEARING	3	49	50	2	2	0	0	0	-1
OTHER	0	0	0	0	0	0	0	0	0
TOTAL	186	578	433	331	259	56	16	5	145
CRAIGHEAD COUNTY 02 16L									
DELINQUENT	0	0	0	0	0	0	0	0	0
FINS	0	0	0	0	0	0	0	0	0
DEPENDENT NEGLECT	0	0	0	0	0	0	0	0	0
PROBATION VIOLATION	0	0	0	0	0	0	0	0	0
PATERNITY	0	0	0	0	0	0	0	0	0
CUSTODY SUPPORT	0	0	0	0	0	0	0	0	0
ADOPTION	0	0	0	0	0	0	0	0	0
TERM OF PRNTL RIGHTS	0	0	0	0	0	0	0	0	0
URESA	0	0	0	0	0	0	0	0	0
GUARDIANSHIP	0	0	0	0	0	0	0	0	0
CIVIL COMMITMENT	0	0	0	0	0	0	0	0	0
REVIEW HEARING	0	0	0	0	0	0	0	0	0
OTHER	0	0	0	0	0	0	0	0	0
TOTAL	0	0	0	0	0	0	0	0	0
CRITTENDEN COUNTY 02 18									
DELINQUENT	67	324	324	67	26	8	33	49	0
FINS	14	34	36	12	5	3	4	33	-2
DEPENDENT NEGLECT	12	74	67	19	19	0	0	0	7
PROBATION VIOLATION	2	10	11	1	0	0	1	100	-1
PATERNITY	0	1	1	0	0	0	0	0	0
CUSTODY SUPPORT	2	0	2	0	0	0	0	0	-2
ADOPTION	0	2	2	0	0	0	0	0	0
TERM OF PRNTL RIGHTS	0	6	6	0	0	0	0	0	0
URESA	0	0	0	0	0	0	0	0	0
GUARDIANSHIP	8	2	10	0	0	0	0	0	-8
CIVIL COMMITMENT	0	0	0	0	0	0	0	0	0
REVIEW HEARING	10	85	88	7	7	0	0	0	-3
OTHER	0	0	0	0	0	0	0	0	0
TOTAL	115	538	547	106	57	11	38	36	-9

JUVENILE SUMMARY 07/01/91 THRU 06/30/92

	PENDING AT START	FILED	ADJUDI-CATED	PENDING AT END	LESS 1 YR	1 - 2 YRS	OVER 2 YRS	% OVER 2 YRS	PENDING CHANGE
GREENE COUNTY 02 28									
DELINQUENT	15	54	53	16	14	2	0	0	1
FINS	2	18	17	3	3	0	0	0	1
DEPENDENT NEGLECT	4	21	12	13	12	0	1	8	9
PROBATION VIOLATION	9	7	14	2	1	1	0	0	-7
PATERNITY	0	0	0	0	0	0	0	0	0
CUSTODY SUPPORT	5	3	7	1	0	1	0	0	-4
ADOPTION	0	0	0	0	0	0	0	0	0
TERM OF PRNTL RIGHTS	0	0	0	0	0	0	0	0	0
URESA	0	0	0	0	0	0	0	0	0
GUARDIANSHIP	0	0	0	0	0	0	0	0	0
CIVIL COMMITMENT	0	0	0	0	0	0	0	0	0
REVIEW HEARING	1	137	136	2	2	0	0	0	1
OTHER	0	0	0	0	0	0	0	0	0
TOTAL	36	240	239	37	32	4	1	3	1
MISSISSIPPI COUNTY 02 47B									
DELINQUENT	33	171	173	31	19	4	8	26	-2
FINS	7	37	21	23	18	4	1	4	16
DEPENDENT NEGLECT	17	27	28	16	12	1	3	19	-1
PROBATION VIOLATION	7	26	21	12	8	3	1	8	5
PATERNITY	0	0	0	0	0	0	0	0	0
CUSTODY SUPPORT	0	3	1	2	2	0	0	0	2
ADOPTION	0	0	0	0	0	0	0	0	0
TERM OF PRNTL RIGHTS	0	0	0	0	0	0	0	0	0
URESA	0	0	0	0	0	0	0	0	0
GUARDIANSHIP	0	0	0	0	0	0	0	0	0
CIVIL COMMITMENT	0	0	0	0	0	0	0	0	0
REVIEW HEARING	5	25	29	1	0	1	0	0	-4
OTHER	0	0	0	0	0	0	0	0	0
TOTAL	69	289	273	85	59	13	13	15	16
MISSISSIPPI COUNTY 02 470									
DELINQUENT	21	117	119	19	11	8	0	0	-2
FINS	21	25	38	8	4	2	2	25	-13
DEPENDENT NEGLECT	2	8	9	1	1	0	0	0	-1
PROBATION VIOLATION	9	18	13	14	9	4	1	7	5
PATERNITY	0	0	0	0	0	0	0	0	0
CUSTODY SUPPORT	0	1	0	1	1	0	0	0	1
ADOPTION	0	5	5	0	0	0	0	0	0
TERM OF PRNTL RIGHTS	0	0	0	0	0	0	0	0	0
URESA	0	0	0	0	0	0	0	0	0
GUARDIANSHIP	0	0	0	0	0	0	0	0	0
CIVIL COMMITMENT	0	0	0	0	0	0	0	0	0
REVIEW HEARING	0	16	8	8	8	0	0	0	8
OTHER	0	0	0	0	0	0	0	0	0
TOTAL	53	190	192	51	34	14	3	6	-2

JUVENILE SUMMARY 07/01/91 THRU 06/30/92

	PENDING AT START	FILED	ADJUDI-CATED	PENDING AT END	LESS 1 YR	1 - 2 YRS	OVER 2 YRS	% OVER 2 YRS	PENDING CHANGE
POINSETT COUNTY 02 56									
DELINQUENT	13	131	88	56	51	1	4	7	43
FINS	20	12	15	17	11	2	4	24	-3
DEPENDENT NEGLECT	0	0	0	0	0	0	0	0	0
PROBATION VIOLATION	2	3	4	1	1	0	0	0	-1
PATERNITY	0	0	0	0	0	0	0	0	0
CUSTODY SUPPORT	0	0	0	0	0	0	0	0	0
ADOPTION	1	2	3	0	0	0	0	0	-1
TERM OF PRNTL RIGHTS	0	0	0	0	0	0	0	0	0
URESA	0	0	0	0	0	0	0	0	0
GUARDIANSHIP	0	0	0	0	0	0	0	0	0
CIVIL COMMITMENT	0	0	0	0	0	0	0	0	0
REVIEW HEARING	0	0	0	0	0	0	0	0	0
OTHER	0	0	0	0	0	0	0	0	0
TOTAL	36	148	110	74	63	3	8	11	38
DISTRICT 02									
DELINQUENT	261	1118	1035	344	235	50	59	17	83
FINS	87	171	158	100	70	16	14	14	13
DEPENDENT NEGLECT	95	222	179	138	107	21	10	7	43
PROBATION VIOLATION	39	181	119	101	85	12	4	4	62
PATERNITY	5	14	7	12	11	1	0	0	7
CUSTODY SUPPORT	13	15	19	9	8	1	0	0	-4
ADOPTION	1	9	10	0	0	0	0	0	-1
TERM OF PRNTL RIGHTS	2	7	8	1	0	1	0	0	-1
URESA	0	0	0	0	0	0	0	0	0
GUARDIANSHIP	9	3	11	1	1	0	0	0	-8
CIVIL COMMITMENT	0	0	0	0	0	0	0	0	0
REVIEW HEARING	19	313	312	20	19	1	0	0	1
OTHER	0	0	0	0	0	0	0	0	0
TOTAL	531	2053	1858	726	536	103	87	12	195
JACKSON COUNTY 03 34									
DELINQUENT	6	31	27	10	7	0	3	30	4
FINS	2	0	0	2	0	1	1	50	0
DEPENDENT NEGLECT	3	14	10	7	7	0	0	0	4
PROBATION VIOLATION	0	4	3	1	1	0	0	0	1
PATERNITY	0	0	0	0	0	0	0	0	0
CUSTODY SUPPORT	0	0	0	0	0	0	0	0	0
ADOPTION	0	1	1	0	0	0	0	0	0
TERM OF PRNTL RIGHTS	0	0	0	0	0	0	0	0	0
URESA	0	0	0	0	0	0	0	0	0
GUARDIANSHIP	0	0	0	0	0	0	0	0	0
CIVIL COMMITMENT	0	0	0	0	0	0	0	0	0
REVIEW HEARING	0	12	12	0	0	0	0	0	0
OTHER	0	0	0	0	0	0	0	0	0
TOTAL	11	62	53	20	15	1	4	20	9

JUVENILE SUMMARY 07/01/91 THRU 06/30/92

	PENDING AT START	FILED	ADJUDI-CATED	PENDING AT END	LESS 1 YR	1 - 2 YRS	OVER 2 YRS	% OVER 2 YRS	PENDING CHANGE
LAWRENCE COUNTY 03 38									
DELINQUENT	12	18	16	14	7	4	3	21	2
FINS	3	3	6	0	0	0	0	0	-3
DEPENDENT NEGLECT	5	6	6	5	4	0	1	20	0
PROBATION VIOLATION	1	1	0	2	1	0	1	50	1
PATERNITY	14	23	27	10	8	2	0	0	-4
CUSTODY SUPPORT	1	1	1	1	1	0	0	0	0
ADOPTION	0	0	0	0	0	0	0	0	0
TERM OF PRNTL RIGHTS	0	0	0	0	0	0	0	0	0
URESA	0	0	0	0	0	0	0	0	0
GUARDIANSHIP	0	0	0	0	0	0	0	0	0
CIVIL COMMITMENT	0	0	0	0	0	0	0	0	0
REVIEW HEARING	0	1	1	0	0	0	0	0	0
OTHER	0	0	0	0	0	0	0	0	0
TOTAL	36	53	57	32	21	6	5	16	-4
RANDOLPH COUNTY 03 69									
DELINQUENT	14	31	23	22	14	2	6	27	8
FINS	4	2	2	4	0	0	4	100	0
DEPENDENT NEGLECT	2	7	4	5	3	0	2	40	3
PROBATION VIOLATION	0	9	8	1	1	0	0	0	1
PATERNITY	5	23	17	11	9	1	1	9	6
CUSTODY SUPPORT	3	8	7	4	3	1	0	0	1
ADOPTION	4	1	5	0	0	0	0	0	-4
TERM OF PRNTL RIGHTS	0	1	0	1	1	0	0	0	1
URESA	2	4	3	3	3	0	0	0	1
GUARDIANSHIP	0	1	1	0	0	0	0	0	0
CIVIL COMMITMENT	0	0	0	0	0	0	0	0	0
REVIEW HEARING	0	22	22	0	0	0	0	0	0
OTHER	0	0	0	0	0	0	0	0	0
TOTAL	34	109	92	51	34	4	13	25	17
SHARP COUNTY 03 68									
DELINQUENT	2	28	21	9	9	0	0	0	7
FINS	0	2	2	0	0	0	0	0	0
DEPENDENT NEGLECT	9	8	17	0	0	0	0	0	-9
PROBATION VIOLATION	0	2	2	0	0	0	0	0	0
PATERNITY	1	16	8	9	9	0	0	0	8
CUSTODY SUPPORT	1	7	2	6	6	0	0	0	5
ADOPTION	0	0	0	0	0	0	0	0	0
TERM OF PRNTL RIGHTS	0	0	0	0	0	0	0	0	0
URESA	0	4	3	1	1	0	0	0	1
GUARDIANSHIP	0	0	0	0	0	0	0	0	0
CIVIL COMMITMENT	0	0	0	0	0	0	0	0	0
REVIEW HEARING	0	21	16	5	5	0	0	0	5
OTHER	0	0	0	0	0	0	0	0	0
TOTAL	13	88	71	30	30	0	0	0	17

JUVENILE SUMMARY 07/01/91 THRU 06/30/92

	PENDING AT START	FILED	ADJUDI-CATED	PENDING AT END	LESS 1 YR	1 - 2 YRS	OVER 2 YRS	% OVER 2 YRS	PENDING CHANGE
DISTRICT 03									
DELINQUENT	34	108	87	55	37	6	12	22	21
FINS	9	7	10	6	0	1	5	83	-3
DEPENDENT NEGLECT	19	35	37	17	14	0	3	18	-2
PROBATION VIOLATION	1	16	13	4	3	0	1	25	3
PATERNITY	20	62	52	30	26	3	1	3	10
CUSTODY SUPPORT	5	16	10	11	10	1	0	0	6
ADOPTION	4	2	6	0	0	0	0	0	-4
TERM OF PRNTL RIGHTS	0	1	0	1	1	0	0	0	1
URESA	2	8	6	4	4	0	0	0	2
GUARDIANSHIP	0	1	1	0	0	0	0	0	0
CIVIL COMMITMENT	0	0	0	0	0	0	0	0	0
REVIEW HEARING	0	56	51	5	5	0	0	0	5
OTHER	0	0	0	0	0	0	0	0	0
TOTAL	94	312	273	133	100	11	22	17	39
MADISON COUNTY 04 44									
DELINQUENT	8	2	9	1	0	0	1	100	-7
FINS	2	2	3	1	1	0	0	0	-1
DEPENDENT NEGLECT	1	12	4	9	9	0	0	0	8
PROBATION VIOLATION	1	0	1	0	0	0	0	0	-1
PATERNITY	4	5	2	7	5	2	0	0	3
CUSTODY SUPPORT	2	5	2	5	4	1	0	0	3
ADOPTION	0	0	0	0	0	0	0	0	0
TERM OF PRNTL RIGHTS	0	2	2	0	0	0	0	0	0
URESA	0	0	0	0	0	0	0	0	0
GUARDIANSHIP	0	1	0	1	1	0	0	0	1
CIVIL COMMITMENT	0	0	0	0	0	0	0	0	0
REVIEW HEARING	1	13	13	1	1	0	0	0	0
OTHER	0	0	0	0	0	0	0	0	0
TOTAL	19	42	36	25	21	3	1	4	6
WASHINGTON COUNTY 04 72									
DELINQUENT	114	306	256	164	135	22	7	4	50
FINS	15	61	63	13	10	1	2	15	-2
DEPENDENT NEGLECT	24	74	71	27	21	1	5	19	3
PROBATION VIOLATION	5	21	25	1	1	0	0	0	-4
PATERNITY	68	173	134	107	85	8	14	13	39
CUSTODY SUPPORT	31	105	100	36	28	5	3	8	5
ADOPTION	0	13	9	4	4	0	0	0	4
TERM OF PRNTL RIGHTS	0	5	5	0	0	0	0	0	0
URESA	17	69	75	11	10	0	1	9	-6
GUARDIANSHIP	0	1	0	1	1	0	0	0	1
CIVIL COMMITMENT	0	1	1	0	0	0	0	0	0
REVIEW HEARING	54	569	535	88	81	7	0	0	34
OTHER	0	2	0	2	2	0	0	0	2
TOTAL	328	1400	1274	454	378	44	32	7	126

JUVENILE SUMMARY 07/01/91 THRU 06/30/92

	PENDING AT START	FILED	ADJUDI-CATED	PENDING AT END	LESS 1 YR	1 - 2 YRS	OVER 2 YRS	% OVER 2 YRS	PENDING CHANGE
DISTRICT 04									
DELINQUENT	122	308	265	165	135	22	8	5	43
FINS	17	63	66	14	11	1	2	14	-3
DEPENDENT NEGLECT	25	86	75	36	30	1	5	14	11
PROBATION VIOLATION	6	21	26	1	1	0	0	0	-5
PATERNITY	72	178	136	114	90	10	14	12	42
CUSTODY SUPPORT	33	110	102	41	32	6	3	7	8
ADOPTION	0	13	9	4	4	0	0	0	4
TERM OF PRNTL RIGHTS	0	7	7	0	0	0	0	0	0
URESA	17	69	75	11	10	0	1	9	-6
GUARDIANSHIP	0	2	0	2	2	0	0	0	2
CIVIL COMMITMENT	0	1	1	0	0	0	0	0	0
REVIEW HEARING	55	582	548	89	82	7	0	0	34
OTHER	0	2	0	2	2	0	0	0	2
TOTAL	347	1442	1310	479	399	47	33	7	132
FRANKLIN COUNTY 05 240									
DELINQUENT	1	3	1	3	2	0	1	33	2
FINS	1	2	1	2	1	0	1	50	1
DEPENDENT NEGLECT	0	0	0	0	0	0	0	0	0
PROBATION VIOLATION	0	0	0	0	0	0	0	0	0
PATERNITY	0	3	1	2	2	0	0	0	2
CUSTODY SUPPORT	0	0	0	0	0	0	0	0	0
ADOPTION	0	0	0	0	0	0	0	0	0
TERM OF PRNTL RIGHTS	0	0	0	0	0	0	0	0	0
URESA	0	0	0	0	0	0	0	0	0
GUARDIANSHIP	0	0	0	0	0	0	0	0	0
CIVIL COMMITMENT	0	0	0	0	0	0	0	0	0
REVIEW HEARING	0	0	0	0	0	0	0	0	0
OTHER	0	0	0	0	0	0	0	0	0
TOTAL	2	8	3	7	5	0	2	29	5
FRANKLIN COUNTY 05 240									
DELINQUENT	18	73	68	23	15	4	4	17	5
FINS	2	14	10	6	5	1	0	0	4
DEPENDENT NEGLECT	2	3	5	0	0	0	0	0	-2
PROBATION VIOLATION	2	0	0	2	0	1	1	50	0
PATERNITY	0	2	0	2	2	0	0	0	2
CUSTODY SUPPORT	0	1	0	1	1	0	0	0	1
ADOPTION	0	0	0	0	0	0	0	0	0
TERM OF PRNTL RIGHTS	0	0	0	0	0	0	0	0	0
URESA	0	0	0	0	0	0	0	0	0
GUARDIANSHIP	0	0	0	0	0	0	0	0	0
CIVIL COMMITMENT	0	0	0	0	0	0	0	0	0
REVIEW HEARING	0	26	26	0	0	0	0	0	0
OTHER	0	0	0	0	0	0	0	0	0
TOTAL	24	119	109	34	23	6	5	15	10

JUVENILE SUMMARY 07/01/91 THRU 06/30/92

	PENDING AT START	FILED	ADJUDI-CATED	PENDING AT END	LESS 1 YR	1 - 2 YRS	OVER 2 YRS	% OVER 2 YRS	PENDING CHANGE
JOHNSON COUNTY 05 36									
DELINQUENT	35	65	42	58	28	15	15	26	23
FINS	19	16	11	24	11	11	2	8	5
DEPENDENT NEGLECT	4	27	24	7	7	0	0	0	3
PROBATION VIOLATION	0	1	1	0	0	0	0	0	0
PATERNITY	16	29	23	22	15	7	0	0	6
CUSTODY SUPPORT	1	8	5	4	4	0	0	0	3
ADOPTION	0	0	0	0	0	0	0	0	0
TERM OF PRNTL RIGHTS	0	0	0	0	0	0	0	0	0
URESA	4	0	1	3	0	1	2	67	-1
GUARDIANSHIP	0	0	0	0	0	0	0	0	0
CIVIL COMMITMENT	0	0	0	0	0	0	0	0	0
REVIEW HEARING	0	1	1	0	0	0	0	0	0
OTHER	0	0	0	0	0	0	0	0	0
TOTAL	79	147	108	118	65	34	19	16	39
POPE COUNTY 05 58									
DELINQUENT	41	68	94	15	12	2	1	7	-26
FINS	12	44	42	14	10	3	1	7	2
DEPENDENT NEGLECT	14	40	41	13	8	5	0	0	-1
PROBATION VIOLATION	0	0	0	0	0	0	0	0	0
PATERNITY	26	10	23	13	6	4	3	23	-13
CUSTODY SUPPORT	31	40	39	32	19	12	1	3	1
ADOPTION	0	0	0	0	0	0	0	0	0
TERM OF PRNTL RIGHTS	0	0	0	0	0	0	0	0	0
URESA	9	52	42	19	15	3	1	5	10
GUARDIANSHIP	1	1	1	1	1	0	0	0	0
CIVIL COMMITMENT	0	0	0	0	0	0	0	0	0
REVIEW HEARING	0	56	56	0	0	0	0	0	0
OTHER	0	1	1	0	0	0	0	0	0
TOTAL	134	312	339	107	71	29	7	7	-27
DISTRICT 05									
DELINQUENT	95	209	205	99	57	21	21	21	4
FINS	34	76	64	46	27	15	4	9	12
DEPENDENT NEGLECT	20	70	70	20	15	5	0	0	0
PROBATION VIOLATION	2	1	1	2	0	1	1	50	0
PATERNITY	42	44	47	39	25	11	3	8	-3
CUSTODY SUPPORT	32	49	44	37	24	12	1	3	5
ADOPTION	0	0	0	0	0	0	0	0	0
TERM OF PRNTL RIGHTS	0	0	0	0	0	0	0	0	0
URESA	13	52	43	22	15	4	3	14	9
GUARDIANSHIP	1	1	1	1	1	0	0	0	0
CIVIL COMMITMENT	0	0	0	0	0	0	0	0	0
REVIEW HEARING	0	83	83	0	0	0	0	0	0
OTHER	0	1	1	0	0	0	0	0	0
TOTAL	239	586	559	266	164	69	33	12	27

JUVENILE SUMMARY 07/01/91 THRU 06/30/92

	PENDING AT START	FILED	ADJUDI-CATED	PENDING AT END	LESS 1 YR	1 - 2 YRS	OVER 2 YRS	% OVER 2 YRS	PENDING CHANGE
PERRY COUNTY 06 53									
DELINQUENT	5	7	4	8	4	0	4	50	3
FINS	0	8	7	1	1	0	0	0	1
DEPENDENT NEGLECT	0	2	2	0	0	0	0	0	0
PROBATION VIOLATION	3	1	4	0	0	0	0	0	-3
PATERNITY	0	1	0	1	1	0	0	0	1
CUSTODY SUPPORT	0	0	0	0	0	0	0	0	0
ADOPTION	0	0	0	0	0	0	0	0	0
TERM OF PRNTL RIGHTS	0	0	0	0	0	0	0	0	0
URESA	0	0	0	0	0	0	0	0	0
GUARDIANSHIP	0	0	0	0	0	0	0	0	0
CIVIL COMMITMENT	0	0	0	0	0	0	0	0	0
REVIEW HEARING	3	43	42	4	4	0	0	0	1
OTHER	0	0	0	0	0	0	0	0	0
TOTAL	11	62	59	14	10	0	4	29	3
PULASKI COUNTY 06 60									
DELINQUENT	1176	1933	2091	1018	808	150	60	6	-158
FINS	126	342	278	190	156	11	23	12	64
DEPENDENT NEGLECT	72	175	153	94	53	20	21	22	22
PROBATION VIOLATION	110	295	270	135	89	28	18	13	25
PATERNITY	0	1	1	0	0	0	0	0	0
CUSTODY SUPPORT	3	33	30	6	5	1	0	0	3
ADOPTION	3	17	14	6	4	2	0	0	3
TERM OF PRNTL RIGHTS	1	13	13	1	1	0	0	0	0
URESA	0	0	0	0	0	0	0	0	0
GUARDIANSHIP	4	32	28	8	5	2	1	13	4
CIVIL COMMITMENT	0	0	0	0	0	0	0	0	0
REVIEW HEARING	174	1960	1923	211	155	41	15	7	37
OTHER	5	20	16	9	7	1	1	11	4
TOTAL	1674	4821	4817	1678	1283	256	139	8	4
DISTRICT 06									
DELINQUENT	1181	1940	2095	1026	812	150	64	6	-155
FINS	126	350	285	191	157	11	23	12	65
DEPENDENT NEGLECT	72	177	155	94	53	20	21	22	22
PROBATION VIOLATION	113	296	274	135	89	28	18	13	22
PATERNITY	0	2	1	1	1	0	0	0	1
CUSTODY SUPPORT	3	33	30	6	5	1	0	0	3
ADOPTION	3	17	14	6	4	2	0	0	3
TERM OF PRNTL RIGHTS	1	13	13	1	1	0	0	0	0
URESA	0	0	0	0	0	0	0	0	0
GUARDIANSHIP	4	32	28	8	5	2	1	13	4
CIVIL COMMITMENT	0	0	0	0	0	0	0	0	0
REVIEW HEARING	177	2003	1965	215	159	41	15	7	38
OTHER	5	20	16	9	7	1	1	11	4
TOTAL	1685	4883	4876	1692	1293	256	143	8	7

JUVENILE SUMMARY 07/01/91 THRU 06/30/92

	PENDING AT START	FILED	ADJUDI-CATED	PENDING AT END	LESS 1 YR	1 - 2 YRS	OVER 2 YRS	% OVER 2 YRS	PENDING CHANGE
GRANT COUNTY 07 27									
DELINQUENT	63	54	58	59	13	8	38	64	-4
FINS	31	72	63	40	17	13	10	25	9
DEPENDENT NEGLECT	9	20	15	14	8	1	5	36	5
PROBATION VIOLATION	3	3	3	3	0	1	2	67	0
PATERNITY	0	0	0	0	0	0	0	0	0
CUSTODY SUPPORT	1	0	0	1	0	1	0	0	0
ADOPTION	0	0	0	0	0	0	0	0	0
TERM OF PRNTL RIGHTS	0	0	0	0	0	0	0	0	0
URESA	0	0	0	0	0	0	0	0	0
GUARDIANSHIP	0	0	0	0	0	0	0	0	0
CIVIL COMMITMENT	0	0	0	0	0	0	0	0	0
REVIEW HEARING	0	32	30	2	2	0	0	0	2
OTHER	0	0	0	0	0	0	0	0	0
TOTAL	107	181	169	119	40	24	55	46	12
HOT SPRING COUNTY 07 30									
DELINQUENT	25	69	77	17	16	1	0	0	-8
FINS	6	26	29	3	3	0	0	0	-3
DEPENDENT NEGLECT	1	13	14	0	0	0	0	0	-1
PROBATION VIOLATION	4	12	14	2	0	2	0	0	-2
PATERNITY	0	0	0	0	0	0	0	0	0
CUSTODY SUPPORT	0	0	0	0	0	0	0	0	0
ADOPTION	0	0	0	0	0	0	0	0	0
TERM OF PRNTL RIGHTS	0	0	0	0	0	0	0	0	0
URESA	0	0	0	0	0	0	0	0	0
GUARDIANSHIP	0	0	0	0	0	0	0	0	0
CIVIL COMMITMENT	0	0	0	0	0	0	0	0	0
REVIEW HEARING	0	16	16	0	0	0	0	0	0
OTHER	1	0	1	0	0	0	0	0	-1
TOTAL	37	136	151	22	19	3	0	0	-15
SALINE COUNTY 07 63									
DELINQUENT	104	261	268	97	61	13	23	24	-7
FINS	37	208	193	52	42	6	4	8	15
DEPENDENT NEGLECT	44	68	69	43	25	0	18	42	-1
PROBATION VIOLATION	9	60	54	15	13	1	1	7	6
PATERNITY	0	1	1	0	0	0	0	0	0
CUSTODY SUPPORT	2	9	10	1	0	1	0	0	-1
ADOPTION	0	3	3	0	0	0	0	0	0
TERM OF PRNTL RIGHTS	0	0	0	0	0	0	0	0	0
URESA	0	0	0	0	0	0	0	0	0
GUARDIANSHIP	1	15	16	0	0	0	0	0	-1
CIVIL COMMITMENT	0	0	0	0	0	0	0	0	0
REVIEW HEARING	1	315	313	3	3	0	0	0	2
OTHER	0	0	0	0	0	0	0	0	0
TOTAL	198	940	927	211	144	21	46	22	13

JUVENILE SUMMARY 07/01/91 THRU 06/30/92

	PENDING AT START	FILED	ADJUDI-CATED	PENDING AT END	LESS 1 YR	1 - 2 YRS	OVER 2 YRS	% OVER 2 YRS	PENDING CHANGE
DISTRICT 07									
DELINQUENT	192	384	403	173	90	22	61	35	-19
FINS	74	306	285	95	62	19	14	15	21
DEPENDENT NEGLECT	54	101	98	57	33	1	23	40	3
PROBATION VIOLATION	16	75	71	20	13	4	3	15	4
PATERNITY	0	1	1	0	0	0	0	0	0
CUSTODY SUPPORT	3	9	10	2	0	2	0	0	-1
ADOPTION	0	3	3	0	0	0	0	0	0
TERM OF PRNTL RIGHTS	0	0	0	0	0	0	0	0	0
URESA	0	0	0	0	0	0	0	0	0
GUARDIANSHIP	1	15	16	0	0	0	0	0	-1
CIVIL COMMITMENT	0	0	0	0	0	0	0	0	0
REVIEW HEARING	1	363	359	5	5	0	0	0	4
OTHER	1	0	1	0	0	0	0	0	-1
TOTAL	342	1257	1247	352	203	48	101	29	10
HEMPSTEAD COUNTY 08 29									
DELINQUENT	7	39	33	13	9	0	4	31	6
FINS	1	26	18	9	9	0	0	0	8
DEPENDENT NEGLECT	25	21	36	10	6	4	0	0	-15
PROBATION VIOLATION	0	8	5	3	3	0	0	0	3
PATERNITY	1	0	0	1	0	0	1	100	0
CUSTODY SUPPORT	1	0	1	0	0	0	0	0	-1
ADOPTION	0	1	1	0	0	0	0	0	0
TERM OF PRNTL RIGHTS	0	0	0	0	0	0	0	0	0
URESA	0	0	0	0	0	0	0	0	0
GUARDIANSHIP	0	0	0	0	0	0	0	0	0
CIVIL COMMITMENT	0	0	0	0	0	0	0	0	0
REVIEW HEARING	0	56	55	1	1	0	0	0	1
OTHER	0	1	0	1	1	0	0	0	1
TOTAL	35	152	149	38	29	4	5	13	3
LAFAYETTE COUNTY 08 37									
DELINQUENT	7	31	29	9	8	1	0	0	2
FINS	0	6	5	1	1	0	0	0	1
DEPENDENT NEGLECT	5	7	8	4	4	0	0	0	-1
PROBATION VIOLATION	0	1	0	1	1	0	0	0	1
PATERNITY	31	9	19	21	3	7	11	52	-10
CUSTODY SUPPORT	2	4	5	1	0	1	0	0	-1
ADOPTION	0	0	0	0	0	0	0	0	0
TERM OF PRNTL RIGHTS	0	0	0	0	0	0	0	0	0
URESA	1	5	4	2	2	0	0	0	1
GUARDIANSHIP	0	0	0	0	0	0	0	0	0
CIVIL COMMITMENT	0	0	0	0	0	0	0	0	0
REVIEW HEARING	0	13	10	3	3	0	0	0	3
OTHER	0	0	0	0	0	0	0	0	0
TOTAL	46	76	80	42	22	9	11	26	-4

JUVENILE SUMMARY 07/01/91 THRU 06/30/92

	PENDING AT START	FILED	ADJUDI-CATED	PENDING AT END	LESS 1 YR	1 - 2 YRS	OVER 2 YRS	% OVER 2 YRS	PENDING CHANGE
MILLER COUNTY 03 46									
DELINQUENT	46	147	137	56	39	17	0	0	10
FINS	19	54	22	51	36	9	6	12	32
DEPENDENT NEGLECT	8	36	26	18	15	0	3	17	10
PROBATION VIOLATION	1	3	3	1	0	0	1	100	0
PATERNITY	0	0	0	0	0	0	0	0	0
CUSTODY SUPPORT	0	1	0	1	1	0	0	0	1
ADOPTION	0	1	1	0	0	0	0	0	0
TERM OF PRNTL RIGHTS	0	3	1	2	2	0	0	0	2
URESA	0	0	0	0	0	0	0	0	0
GUARDIANSHIP	0	1	1	0	0	0	0	0	0
CIVIL COMMITMENT	0	0	0	0	0	0	0	0	0
REVIEW HEARING	5	150	152	3	3	0	0	0	-2
OTHER	0	0	0	0	0	0	0	0	0
TOTAL	79	396	343	132	96	26	10	8	53
NEVADA COUNTY 08 50									
DELINQUENT	6	41	40	7	7	0	0	0	1
FINS	1	7	6	2	2	0	0	0	1
DEPENDENT NEGLECT	1	4	5	0	0	0	0	0	-1
PROBATION VIOLATION	0	14	1	13	13	0	0	0	13
PATERNITY	0	0	0	0	0	0	0	0	0
CUSTODY SUPPORT	2	0	0	2	0	2	0	0	0
ADOPTION	0	0	0	0	0	0	0	0	0
TERM OF PRNTL RIGHTS	0	0	0	0	0	0	0	0	0
URESA	0	0	0	0	0	0	0	0	0
GUARDIANSHIP	0	0	0	0	0	0	0	0	0
CIVIL COMMITMENT	0	0	0	0	0	0	0	0	0
REVIEW HEARING	0	4	3	1	1	0	0	0	1
OTHER	0	0	0	0	0	0	0	0	0
TOTAL	10	70	55	25	23	2	0	0	15
DISTRICT 08									
DELINQUENT	66	258	239	85	63	18	4	5	19
FINS	21	93	51	63	48	9	6	10	42
DEPENDENT NEGLECT	39	68	75	32	25	4	3	9	-7
PROBATION VIOLATION	1	26	9	18	17	0	1	6	17
PATERNITY	32	9	19	22	3	7	12	55	-10
CUSTODY SUPPORT	5	5	6	4	1	3	0	0	-1
ADOPTION	0	2	2	0	0	0	0	0	0
TERM OF PRNTL RIGHTS	0	3	1	2	2	0	0	0	2
URESA	1	5	4	2	2	0	0	0	1
GUARDIANSHIP	0	1	1	0	0	0	0	0	0
CIVIL COMMITMENT	0	0	0	0	0	0	0	0	0
REVIEW HEARING	5	223	220	8	8	0	0	0	3
OTHER	0	1	0	1	1	0	0	0	1
TOTAL	170	694	627	237	170	41	26	11	67

JUVENILE SUMMARY 07/01/91 THRU 06/30/92

	PENDING AT START	FILED	ADJUDI-CATED	PENDING AT END	LESS 1 YR	1 - 2 YRS	OVER 2 YRS	% OVER 2 YRS	PENDING CHANGE
CLARK COUNTY 09E10									
DELINQUENT	34	64	84	14	14	0	0	0	-20
FINS	1	16	14	3	3	0	0	0	2
DEPENDENT NEGLECT	8	28	32	4	4	0	0	0	-4
PROBATION VIOLATION	0	0	0	0	0	0	0	0	0
PATERNITY	0	0	0	0	0	0	0	0	0
CUSTODY SUPPORT	1	1	2	0	0	0	0	0	-1
ADOPTION	0	0	0	0	0	0	0	0	0
TERM OF PRNTL RIGHTS	0	0	0	0	0	0	0	0	0
URESA	0	0	0	0	0	0	0	0	0
GUARDIANSHIP	0	0	0	0	0	0	0	0	0
CIVIL COMMITMENT	0	0	0	0	0	0	0	0	0
REVIEW HEARING	2	5	7	0	0	0	0	0	-2
OTHER	0	0	0	0	0	0	0	0	0
TOTAL	46	114	139	21	21	0	0	0	-25
PIKE COUNTY 09E55									
DELINQUENT	6	49	51	4	4	0	0	0	-2
FINS	0	3	3	0	0	0	0	0	0
DEPENDENT NEGLECT	4	0	1	3	0	3	0	0	-1
PROBATION VIOLATION	0	3	0	3	3	0	0	0	3
PATERNITY	1	0	1	0	0	0	0	0	-1
CUSTODY SUPPORT	0	5	0	5	5	0	0	0	5
ADOPTION	0	0	0	0	0	0	0	0	0
TERM OF PRNTL RIGHTS	0	0	0	0	0	0	0	0	0
URESA	0	0	0	0	0	0	0	0	0
GUARDIANSHIP	0	0	0	0	0	0	0	0	0
CIVIL COMMITMENT	0	0	0	0	0	0	0	0	0
REVIEW HEARING	0	7	7	0	0	0	0	0	0
OTHER	0	0	0	0	0	0	0	0	0
TOTAL	11	67	63	15	12	3	0	0	4
DISTRICT 09E									
DELINQUENT	40	113	135	18	18	0	0	0	-22
FINS	1	19	17	3	3	0	0	0	2
DEPENDENT NEGLECT	12	28	33	7	4	3	0	0	-5
PROBATION VIOLATION	0	3	0	3	3	0	0	0	3
PATERNITY	1	0	1	0	0	0	0	0	-1
CUSTODY SUPPORT	1	6	2	5	5	0	0	0	4
ADOPTION	0	0	0	0	0	0	0	0	0
TERM OF PRNTL RIGHTS	0	0	0	0	0	0	0	0	0
URESA	0	0	0	0	0	0	0	0	0
GUARDIANSHIP	0	0	0	0	0	0	0	0	0
CIVIL COMMITMENT	0	0	0	0	0	0	0	0	0
REVIEW HEARING	2	12	14	0	0	0	0	0	-2
OTHER	0	0	0	0	0	0	0	0	0
TOTAL	57	181	202	36	33	3	0	0	-21

JUVENILE SUMMARY 07/01/91 THRU 06/30/92

	PENDING AT START	FILED	ADJUDI-CATED	PENDING AT END	LESS 1 YR	1 - 2 YRS	OVER 2 YRS	% OVER 2 YRS	PENDING CHANGE
HOWARD COUNTY 09W31									
DELINQUENT	5	52	43	14	9	2	3	21	9
FINS	0	5	4	1	1	0	0	0	1
DEPENDENT NEGLECT	10	4	14	0	0	0	0	0	-10
PROBATION VIOLATION	0	5	5	0	0	0	0	0	0
PATERNITY	20	39	26	33	24	9	0	0	13
CUSTODY SUPPORT	2	38	23	17	15	2	0	0	15
ADOPTION	0	0	0	0	0	0	0	0	0
TERM OF PRNTL RIGHTS	0	0	0	0	0	0	0	0	0
URESA	0	1	0	1	1	0	0	0	1
GUARDIANSHIP	0	5	4	1	1	0	0	0	1
CIVIL COMMITMENT	0	0	0	0	0	0	0	0	0
REVIEW HEARING	0	14	12	2	2	0	0	0	2
OTHER	0	1	1	0	0	0	0	0	0
TOTAL	37	164	132	69	53	13	3	4	32
LITTLE RIVER COUNTY 09W41									
DELINQUENT	16	50	50	16	4	7	5	31	0
FINS	3	1	2	2	0	2	0	0	-1
DEPENDENT NEGLECT	2	12	13	1	1	0	0	0	-1
PROBATION VIOLATION	0	6	4	2	2	0	0	0	2
PATERNITY	1	0	0	1	0	0	1	100	0
CUSTODY SUPPORT	0	0	0	0	0	0	0	0	0
ADOPTION	0	0	0	0	0	0	0	0	0
TERM OF PRNTL RIGHTS	0	0	0	0	0	0	0	0	0
URESA	0	0	0	0	0	0	0	0	0
GUARDIANSHIP	2	0	0	2	0	0	2	100	0
CIVIL COMMITMENT	0	0	0	0	0	0	0	0	0
REVIEW HEARING	0	9	6	3	2	0	1	33	3
OTHER	0	0	0	0	0	0	0	0	0
TOTAL	24	78	75	27	9	9	9	33	3
SEVIER COUNTY 09W67									
DELINQUENT	14	43	51	6	2	1	3	50	-8
FINS	1	5	5	1	0	1	0	0	0
DEPENDENT NEGLECT	3	10	11	2	2	0	0	0	-1
PROBATION VIOLATION	0	3	3	0	0	0	0	0	0
PATERNITY	0	0	0	0	0	0	0	0	0
CUSTODY SUPPORT	0	0	0	0	0	0	0	0	0
ADOPTION	0	0	0	0	0	0	0	0	0
TERM OF PRNTL RIGHTS	0	0	0	0	0	0	0	0	0
URESA	0	0	0	0	0	0	0	0	0
GUARDIANSHIP	0	0	0	0	0	0	0	0	0
CIVIL COMMITMENT	0	0	0	0	0	0	0	0	0
REVIEW HEARING	0	7	6	1	1	0	0	0	1
OTHER	0	0	0	0	0	0	0	0	0
TOTAL	18	68	76	10	5	2	3	30	-8

JUVENILE SUMMARY 07/01/91 THRU 06/30/92

	PENDING AT START	FILED	ADJUDI-CATED	PENDING AT END	LESS 1 YR	1 - 2 YRS	OVER 2 YRS	% OVER 2 YRS	PENDING CHANGE
DISTRICT 09W									
DELINQUENT	35	145	144	36	15	10	11	31	1
FINS	4	11	11	4	1	3	0	0	0
DEPENDENT NEGLECT	15	26	38	3	3	0	0	0	-12
PROBATION VIOLATION	0	14	12	2	2	0	0	0	2
PATERNITY	21	39	26	34	24	9	1	3	13
CUSTODY SUPPORT	2	38	23	17	15	2	0	0	15
ADOPTION	0	0	0	0	0	0	0	0	0
TERM OF PRNTL RIGHTS	0	0	0	0	0	0	0	0	0
URESA	0	1	0	1	1	0	0	0	1
GUARDIANSHIP	2	5	4	3	1	0	2	67	1
CIVIL COMMITMENT	0	0	0	0	0	0	0	0	0
REVIEW HEARING	0	30	24	6	5	0	1	17	6
OTHER	0	1	1	0	0	0	0	0	0
TOTAL	79	310	283	106	67	24	15	14	27
ASHLEY COUNTY 10 02									
DELINQUENT	44	43	60	27	4	14	9	33	-17
FINS	5	13	13	5	3	2	0	0	0
DEPENDENT NEGLECT	6	0	5	1	0	1	0	0	-5
PROBATION VIOLATION	0	6	4	2	2	0	0	0	2
PATERNITY	0	0	0	0	0	0	0	0	0
CUSTODY SUPPORT	0	2	2	0	0	0	0	0	0
ADOPTION	0	0	0	0	0	0	0	0	0
TERM OF PRNTL RIGHTS	0	1	1	0	0	0	0	0	0
URESA	0	0	0	0	0	0	0	0	0
GUARDIANSHIP	1	0	0	1	0	1	0	0	0
CIVIL COMMITMENT	0	0	0	0	0	0	0	0	0
REVIEW HEARING	0	9	9	0	0	0	0	0	0
OTHER	0	0	0	0	0	0	0	0	0
TOTAL	56	74	94	36	9	18	9	25	-20
BRADLEY COUNTY 10 06									
DELINQUENT	15	45	48	12	5	1	6	50	-3
FINS	3	28	24	7	6	0	1	14	4
DEPENDENT NEGLECT	3	7	9	1	1	0	0	0	-2
PROBATION VIOLATION	0	13	10	3	3	0	0	0	3
PATERNITY	0	0	0	0	0	0	0	0	0
CUSTODY SUPPORT	0	1	0	1	1	0	0	0	1
ADOPTION	0	0	0	0	0	0	0	0	0
TERM OF PRNTL RIGHTS	0	1	1	0	0	0	0	0	0
URESA	0	0	0	0	0	0	0	0	0
GUARDIANSHIP	0	1	1	0	0	0	0	0	0
CIVIL COMMITMENT	0	0	0	0	0	0	0	0	0
REVIEW HEARING	3	17	19	1	1	0	0	0	-2
OTHER	0	0	0	0	0	0	0	0	0
TOTAL	24	113	112	25	17	1	7	28	1

JUVENILE SUMMARY 07/01/91 THRU 06/30/92

	PENDING AT START	FILED	ADJUDI-CATED	PENDING AT END	LESS 1 YR	1 - 2 YRS	OVER 2 YRS	% OVER 2 YRS	PENDING CHANGE
CHICOT COUNTY 10 09									
DELINQUENT	25	69	58	36	32	3	1	3	11
FINS	5	24	20	9	4	2	3	33	4
DEPENDENT NEGLECT	5	14	17	2	2	0	0	0	-3
PROBATION VIOLATION	0	4	3	1	1	0	0	0	1
PATERNITY	0	0	0	0	0	0	0	0	0
CUSTODY SUPPORT	0	0	0	0	0	0	0	0	0
ADOPTION	0	0	0	0	0	0	0	0	0
TERM OF PRNTL RIGHTS	0	0	0	0	0	0	0	0	0
URESA	0	0	0	0	0	0	0	0	0
GUARDIANSHIP	0	0	0	0	0	0	0	0	0
CIVIL COMMITMENT	0	0	0	0	0	0	0	0	0
REVIEW HEARING	3	24	24	3	3	0	0	0	0
OTHER	0	0	0	0	0	0	0	0	0
TOTAL	38	135	122	51	42	5	4	8	13
DESHA COUNTY 10 21A									
DELINQUENT	18	71	56	33	22	10	1	3	15
FINS	9	30	19	20	15	4	1	5	11
DEPENDENT NEGLECT	2	7	6	3	3	0	0	0	1
PROBATION VIOLATION	0	9	7	2	2	0	0	0	2
PATERNITY	0	0	0	0	0	0	0	0	0
CUSTODY SUPPORT	0	1	1	0	0	0	0	0	0
ADOPTION	0	0	0	0	0	0	0	0	0
TERM OF PRNTL RIGHTS	0	0	0	0	0	0	0	0	0
URESA	0	0	0	0	0	0	0	0	0
GUARDIANSHIP	0	0	0	0	0	0	0	0	0
CIVIL COMMITMENT	0	0	0	0	0	0	0	0	0
REVIEW HEARING	3	12	12	3	0	0	3	100	0
OTHER	0	0	0	0	0	0	0	0	0
TOTAL	32	130	101	61	42	14	5	8	29
DESHA COUNTY 10 21M									
DELINQUENT	0	0	0	0	0	0	0	0	0
FINS	0	0	0	0	0	0	0	0	0
DEPENDENT NEGLECT	0	0	0	0	0	0	0	0	0
PROBATION VIOLATION	0	0	0	0	0	0	0	0	0
PATERNITY	0	0	0	0	0	0	0	0	0
CUSTODY SUPPORT	0	0	0	0	0	0	0	0	0
ADOPTION	0	0	0	0	0	0	0	0	0
TERM OF PRNTL RIGHTS	0	0	0	0	0	0	0	0	0
URESA	0	0	0	0	0	0	0	0	0
GUARDIANSHIP	0	0	0	0	0	0	0	0	0
CIVIL COMMITMENT	0	0	0	0	0	0	0	0	0
REVIEW HEARING	0	0	0	0	0	0	0	0	0
OTHER	0	0	0	0	0	0	0	0	0
TOTAL	0	0	0	0	0	0	0	0	0

JUVENILE SUMMARY 07/01/91 THRU 06/30/92

	PENDING AT START	FILED	ADJUDI-CATED	PENDING AT END	LESS 1 YR	1 - 2 YRS	OVER 2 YRS	% OVER 2 YRS	PENDING CHANGE
DREW COUNTY 10 22									
DELINQUENT	21	29	21	29	12	2	15	52	8
FINS	5	23	18	10	6	1	3	30	5
DEPENDENT NEGLECT	4	27	14	17	13	1	3	18	13
PROBATION VIOLATION	2	6	2	6	4	0	2	33	4
PATERNITY	0	2	1	1	1	0	0	0	1
CUSTODY SUPPORT	1	1	0	2	1	0	1	50	1
ADOPTION	0	0	0	0	0	0	0	0	0
TERM OF PRNTL RIGHTS	0	1	0	1	1	0	0	0	1
URESA	0	0	0	0	0	0	0	0	0
GUARDIANSHIP	0	0	0	0	0	0	0	0	0
CIVIL COMMITMENT	0	0	0	0	0	0	0	0	0
REVIEW HEARING	7	9	9	7	3	4	0	0	0
OTHER	0	0	0	0	0	0	0	0	0
TOTAL	40	98	65	73	41	8	24	33	33
DISTRICT 10									
DELINQUENT	123	257	243	137	75	30	32	23	14
FINS	27	118	94	51	34	9	8	16	24
DEPENDENT NEGLECT	20	55	51	24	19	2	3	13	4
PROBATION VIOLATION	2	38	26	14	12	0	2	14	12
PATERNITY	0	2	1	1	1	0	0	0	1
CUSTODY SUPPORT	1	5	3	3	2	0	1	33	2
ADOPTION	0	0	0	0	0	0	0	0	0
TERM OF PRNTL RIGHTS	0	3	2	1	1	0	0	0	1
URESA	0	0	0	0	0	0	0	0	0
GUARDIANSHIP	1	1	1	1	0	1	0	0	0
CIVIL COMMITMENT	0	0	0	0	0	0	0	0	0
REVIEW HEARING	16	71	73	14	7	4	3	21	-2
OTHER	0	0	0	0	0	0	0	0	0
TOTAL	190	550	494	246	151	46	49	20	56
ARKANSAS COUNTY 11E01D									
DELINQUENT	5	41	34	12	12	0	0	0	7
FINS	1	11	11	1	1	0	0	0	0
DEPENDENT NEGLECT	2	2	4	0	0	0	0	0	-2
PROBATION VIOLATION	0	5	2	3	3	0	0	0	3
PATERNITY	0	0	0	0	0	0	0	0	0
CUSTODY SUPPORT	0	1	0	1	1	0	0	0	1
ADOPTION	0	0	0	0	0	0	0	0	0
TERM OF PRNTL RIGHTS	0	0	0	0	0	0	0	0	0
URESA	0	0	0	0	0	0	0	0	0
GUARDIANSHIP	0	0	0	0	0	0	0	0	0
CIVIL COMMITMENT	0	0	0	0	0	0	0	0	0
REVIEW HEARING	0	13	10	3	3	0	0	0	3
OTHER	0	0	0	0	0	0	0	0	0
TOTAL	8	73	61	20	20	0	0	0	12

JUVENILE SUMMARY 07/01/91 THRU 06/30/92

	PENDING AT START	FILED	ADJUDI-CATED	PENDING AT END	LESS 1 YR	1 - 2 YRS	OVER 2 YRS	% OVER 2 YRS	PENDING CHANGE
ARKANSAS COUNTY 11E01S									
DELINQUENT	13	50	52	11	11	0	0	0	-2
FINS	1	20	15	6	6	0	0	0	5
DEPENDENT NEGLECT	4	12	15	1	1	0	0	0	-3
PROBATION VIOLATION	0	2	2	0	0	0	0	0	0
PATERNITY	0	0	0	0	0	0	0	0	0
CUSTODY SUPPORT	0	1	0	1	1	0	0	0	1
ADOPTION	0	0	0	0	0	0	0	0	0
TERM OF PRNTL RIGHTS	0	0	0	0	0	0	0	0	0
URESA	0	0	0	0	0	0	0	0	0
GUARDIANSHIP	0	0	0	0	0	0	0	0	0
CIVIL COMMITMENT	0	0	0	0	0	0	0	0	0
REVIEW HEARING	1	12	12	1	1	0	0	0	0
OTHER	0	0	0	0	0	0	0	0	0
TOTAL	19	97	96	20	20	0	0	0	1
DISTRICT 11E									
DELINQUENT	18	91	86	23	23	0	0	0	5
FINS	2	31	26	7	7	0	0	0	5
DEPENDENT NEGLECT	6	14	19	1	1	0	0	0	-5
PROBATION VIOLATION	0	7	4	3	3	0	0	0	3
PATERNITY	0	0	0	0	0	0	0	0	0
CUSTODY SUPPORT	0	2	0	2	2	0	0	0	2
ADOPTION	0	0	0	0	0	0	0	0	0
TERM OF PRNTL RIGHTS	0	0	0	0	0	0	0	0	0
URESA	0	0	0	0	0	0	0	0	0
GUARDIANSHIP	0	0	0	0	0	0	0	0	0
CIVIL COMMITMENT	0	0	0	0	0	0	0	0	0
REVIEW HEARING	1	25	22	4	4	0	0	0	3
OTHER	0	0	0	0	0	0	0	0	0
TOTAL	27	170	157	40	40	0	0	0	13
JEFFERSON COUNTY 11W35									
DELINQUENT	169	929	884	214	214	0	0	0	45
FINS	29	99	99	29	29	0	0	0	0
DEPENDENT NEGLECT	14	112	93	33	33	0	0	0	19
PROBATION VIOLATION	26	87	97	16	16	0	0	0	-10
PATERNITY	0	0	0	0	0	0	0	0	0
CUSTODY SUPPORT	0	10	6	4	4	0	0	0	4
ADOPTION	0	3	1	2	2	0	0	0	2
TERM OF PRNTL RIGHTS	0	2	2	0	0	0	0	0	0
URESA	0	0	0	0	0	0	0	0	0
GUARDIANSHIP	0	10	10	0	0	0	0	0	0
CIVIL COMMITMENT	0	0	0	0	0	0	0	0	0
REVIEW HEARING	4	669	672	1	1	0	0	0	-3
OTHER	0	0	0	0	0	0	0	0	0
TOTAL	242	1921	1864	299	299	0	0	0	57

JUVENILE SUMMARY 07/01/91 THRU 06/30/92

	PENDING AT START	FILED	ADJUDI-CATED	PENDING AT END	LESS 1 YR	1 - 2 YRS	OVER 2 YRS	% OVER 2 YRS	PENDING CHANGE
LINCOLN COUNTY 11W40									
DELINQUENT	13	24	21	16	4	3	9	56	3
FINS	10	17	24	3	3	0	0	0	-7
DEPENDENT NEGLECT	16	31	38	9	1	6	2	22	-7
PROBATION VIOLATION	1	0	1	0	0	0	0	0	-1
PATERNITY	0	1	1	0	0	0	0	0	0
CUSTODY SUPPORT	0	1	1	0	0	0	0	0	0
ADOPTION	0	0	0	0	0	0	0	0	0
TERM OF PRNTL RIGHTS	0	0	0	0	0	0	0	0	0
URESA	0	0	0	0	0	0	0	0	0
GUARDIANSHIP	1	3	4	0	0	0	0	0	-1
CIVIL COMMITMENT	0	0	0	0	0	0	0	0	0
REVIEW HEARING	0	70	69	1	1	0	0	0	1
OTHER	0	0	0	0	0	0	0	0	0
TOTAL	41	147	159	29	9	9	11	38	-12
DISTRICT 11W									
DELINQUENT	182	953	905	230	218	3	9	4	48
FINS	39	116	123	32	32	0	0	0	-7
DEPENDENT NEGLECT	30	143	131	42	34	6	2	5	12
PROBATION VIOLATION	27	87	98	16	16	0	0	0	-11
PATERNITY	0	1	1	0	0	0	0	0	0
CUSTODY SUPPORT	0	11	7	4	4	0	0	0	4
ADOPTION	0	3	1	2	2	0	0	0	2
TERM OF PRNTL RIGHTS	0	2	2	0	0	0	0	0	0
URESA	0	0	0	0	0	0	0	0	0
GUARDIANSHIP	1	13	14	0	0	0	0	0	-1
CIVIL COMMITMENT	0	0	0	0	0	0	0	0	0
REVIEW HEARING	4	739	741	2	2	0	0	0	-2
OTHER	0	0	0	0	0	0	0	0	0
TOTAL	283	2068	2023	328	308	9	11	3	45
CRAWFORD COUNTY 12 17									
DELINQUENT	98	100	157	41	6	2	33	80	-57
FINS	16	38	43	11	4	4	3	27	-5
DEPENDENT NEGLECT	28	21	44	5	4	1	0	0	-23
PROBATION VIOLATION	4	20	19	5	5	0	0	0	1
PATERNITY	0	0	0	0	0	0	0	0	0
CUSTODY SUPPORT	1	2	2	1	1	0	0	0	0
ADOPTION	0	0	0	0	0	0	0	0	0
TERM OF PRNTL RIGHTS	0	0	0	0	0	0	0	0	0
URESA	0	0	0	0	0	0	0	0	0
GUARDIANSHIP	0	0	0	0	0	0	0	0	0
CIVIL COMMITMENT	1	0	0	1	0	1	0	0	0
REVIEW HEARING	2	72	67	7	7	0	0	0	5
OTHER	0	0	0	0	0	0	0	0	0
TOTAL	150	253	332	71	27	8	36	51	-79

JUVENILE SUMMARY 07/01/91 THRU 06/30/92

	PENDING AT START	FILED	ADJUDI-CATED	PENDING AT END	LESS 1 YR	1 - 2 YRS	OVER 2 YRS	% OVER 2 YRS	PENDING CHANGE
SEBASTIAN COUNTY 12 66F									
DELINQUENT	26	367	343	50	49	1	0	0	24
FINS	10	123	121	12	12	0	0	0	2
DEPENDENT NEGLECT	12	83	77	18	18	0	0	0	6
PROBATION VIOLATION	6	101	99	8	8	0	0	0	2
PATERNITY	0	0	0	0	0	0	0	0	0
CUSTODY SUPPORT	2	3	4	1	1	0	0	0	-1
ADOPTION	1	0	1	0	0	0	0	0	-1
TERM OF PRNTL RIGHTS	0	5	5	0	0	0	0	0	0
URESA	0	0	0	0	0	0	0	0	0
GUARDIANSHIP	0	0	0	0	0	0	0	0	0
CIVIL COMMITMENT	0	0	0	0	0	0	0	0	0
REVIEW HEARING	59	518	556	21	18	2	1	5	-38
OTHER	0	0	0	0	0	0	0	0	0
TOTAL	116	1200	1206	110	106	3	1	1	-6
SEBASTIAN COUNTY 12 66G									
DELINQUENT	3	35	31	7	6	1	0	0	4
FINS	1	17	15	3	3	0	0	0	2
DEPENDENT NEGLECT	4	12	13	3	1	2	0	0	-1
PROBATION VIOLATION	2	1	1	2	1	1	0	0	0
PATERNITY	0	0	0	0	0	0	0	0	0
CUSTODY SUPPORT	0	0	0	0	0	0	0	0	0
ADOPTION	0	0	0	0	0	0	0	0	0
TERM OF PRNTL RIGHTS	0	0	0	0	0	0	0	0	0
URESA	0	0	0	0	0	0	0	0	0
GUARDIANSHIP	0	0	0	0	0	0	0	0	0
CIVIL COMMITMENT	0	0	0	0	0	0	0	0	0
REVIEW HEARING	10	52	59	3	2	1	0	0	-7
OTHER	0	0	0	0	0	0	0	0	0
TOTAL	20	117	119	18	13	5	0	0	-2
DISTRICT 12									
DELINQUENT	127	502	531	98	61	4	33	34	-29
FINS	27	178	179	26	19	4	3	12	-1
DEPENDENT NEGLECT	44	116	134	26	23	3	0	0	-18
PROBATION VIOLATION	12	122	119	15	14	1	0	0	3
PATERNITY	0	0	0	0	0	0	0	0	0
CUSTODY SUPPORT	3	5	6	2	2	0	0	0	-1
ADOPTION	1	0	1	0	0	0	0	0	-1
TERM OF PRNTL RIGHTS	0	5	5	0	0	0	0	0	0
URESA	0	0	0	0	0	0	0	0	0
GUARDIANSHIP	0	0	0	0	0	0	0	0	0
CIVIL COMMITMENT	1	0	0	1	0	1	0	0	0
REVIEW HEARING	71	642	682	31	27	3	1	3	-40
OTHER	0	0	0	0	0	0	0	0	0
TOTAL	286	1570	1657	199	146	16	37	19	-87

JUVENILE SUMMARY 07/01/91 THRU 06/30/92

	PENDING AT START	FILED	ADJUDI-CATED	PENDING AT END	LESS 1 YR	1 - 2 YRS	OVER 2 YRS	% OVER 2 YRS	PENDING CHANGE
CALHOUN COUNTY 13 07									
DELINQUENT	1	23	21	3	2	1	0	0	2
FINS	1	5	3	3	3	0	0	0	2
DEPENDENT NEGLECT	1	13	14	0	0	0	0	0	-1
PROBATION VIOLATION	0	3	3	0	0	0	0	0	0
PATERNITY	0	0	0	0	0	0	0	0	0
CUSTODY SUPPORT	0	0	0	0	0	0	0	0	0
ADOPTION	0	0	0	0	0	0	0	0	0
TERM OF PRNTL RIGHTS	0	0	0	0	0	0	0	0	0
URESA	0	0	0	0	0	0	0	0	0
GUARDIANSHIP	0	0	0	0	0	0	0	0	0
CIVIL COMMITMENT	0	0	0	0	0	0	0	0	0
REVIEW HEARING	3	16	18	1	1	0	0	0	-2
OTHER	0	0	0	0	0	0	0	0	0
TOTAL	6	60	59	7	6	1	0	0	1
CLEVELAND COUNTY 13 13									
DELINQUENT	0	11	10	1	1	0	0	0	1
FINS	1	1	1	1	0	1	0	0	0
DEPENDENT NEGLECT	4	1	2	3	0	0	3	100	-1
PROBATION VIOLATION	0	0	0	0	0	0	0	0	0
PATERNITY	0	0	0	0	0	0	0	0	0
CUSTODY SUPPORT	0	0	0	0	0	0	0	0	0
ADOPTION	0	0	0	0	0	0	0	0	0
TERM OF PRNTL RIGHTS	0	0	0	0	0	0	0	0	0
URESA	0	0	0	0	0	0	0	0	0
GUARDIANSHIP	0	0	0	0	0	0	0	0	0
CIVIL COMMITMENT	0	0	0	0	0	0	0	0	0
REVIEW HEARING	0	5	5	0	0	0	0	0	0
OTHER	0	0	0	0	0	0	0	0	0
TOTAL	5	18	18	5	1	1	3	60	0
COLUMBIA COUNTY 13 14									
DELINQUENT	45	82	67	60	30	20	10	17	15
FINS	9	16	17	8	5	3	0	0	-1
DEPENDENT NEGLECT	6	7	8	5	2	1	2	40	-1
PROBATION VIOLATION	0	3	1	2	2	0	0	0	2
PATERNITY	0	1	1	0	0	0	0	0	0
CUSTODY SUPPORT	0	3	3	0	0	0	0	0	0
ADOPTION	0	0	0	0	0	0	0	0	0
TERM OF PRNTL RIGHTS	0	0	0	0	0	0	0	0	0
URESA	0	0	0	0	0	0	0	0	0
GUARDIANSHIP	0	1	1	0	0	0	0	0	0
CIVIL COMMITMENT	0	0	0	0	0	0	0	0	0
REVIEW HEARING	7	23	29	1	1	0	0	0	-6
OTHER	1	0	1	0	0	0	0	0	-1
TOTAL	68	136	128	76	40	24	12	16	8

JUVENILE SUMMARY 07/01/91 THRU 06/30/92

	PENDING AT START	FILED	ADJUDI-CATED	PENDING AT END	LESS 1 YR	1 - 2 YRS	OVER 2 YRS	% OVER 2 YRS	PENDING CHANGE
DALLAS COUNTY 13 20									
DELINQUENT	6	9	11	4	0	0	4	100	-2
FINS	2	4	4	2	1	0	1	50	0
DEPENDENT NEGLECT	2	2	3	1	0	0	1	100	-1
PROBATION VIOLATION	3	3	3	3	1	0	2	67	0
PATERNITY	0	0	0	0	0	0	0	0	0
CUSTODY SUPPORT	0	0	0	0	0	0	0	0	0
ADOPTION	0	0	0	0	0	0	0	0	0
TERM OF PRNTL RIGHTS	0	0	0	0	0	0	0	0	0
URESA	0	0	0	0	0	0	0	0	0
GUARDIANSHIP	0	0	0	0	0	0	0	0	0
CIVIL COMMITMENT	0	0	0	0	0	0	0	0	0
REVIEW HEARING	5	19	24	0	0	0	0	0	-5
OTHER	0	0	0	0	0	0	0	0	0
TOTAL	18	37	45	10	2	0	8	80	-8
OUACHITA COUNTY 13 52									
DELINQUENT	29	36	79	36	12	4	20	56	7
FINS	1	26	19	8	7	0	1	13	7
DEPENDENT NEGLECT	5	27	26	6	5	0	1	17	1
PROBATION VIOLATION	1	8	7	2	1	0	1	50	1
PATERNITY	2	2	2	2	2	0	0	0	0
CUSTODY SUPPORT	0	1	1	0	0	0	0	0	0
ADOPTION	0	0	0	0	0	0	0	0	0
TERM OF PRNTL RIGHTS	0	0	0	0	0	0	0	0	0
URESA	1	0	0	1	0	0	1	100	0
GUARDIANSHIP	0	1	1	0	0	0	0	0	0
CIVIL COMMITMENT	0	0	0	0	0	0	0	0	0
REVIEW HEARING	8	116	107	17	17	0	0	0	9
OTHER	0	0	0	0	0	0	0	0	0
TOTAL	47	267	242	72	44	4	24	33	25
UNION COUNTY 13 70									
DELINQUENT	68	187	174	81	44	17	20	25	13
FINS	17	48	34	31	22	5	4	13	14
DEPENDENT NEGLECT	8	35	33	10	8	2	0	0	2
PROBATION VIOLATION	23	21	20	24	7	16	1	4	1
PATERNITY	1	1	1	1	1	0	0	0	0
CUSTODY SUPPORT	0	0	0	0	0	0	0	0	0
ADOPTION	0	1	1	0	0	0	0	0	0
TERM OF PRNTL RIGHTS	0	0	0	0	0	0	0	0	0
URESA	0	0	0	0	0	0	0	0	0
GUARDIANSHIP	0	0	0	0	0	0	0	0	0
CIVIL COMMITMENT	0	0	0	0	0	0	0	0	0
REVIEW HEARING	24	138	146	16	16	0	0	0	-8
OTHER	0	0	0	0	0	0	0	0	0
TOTAL	141	431	409	163	98	40	25	15	22

JUVENILE SUMMARY 07/01/91 THRU 06/30/92

	PENDING AT START	FILED	ADJUDI-CATED	PENDING AT END	LESS 1 YR	1 - 2 YRS	OVER 2 YRS	% OVER 2 YRS	PENDING CHANGE
DISTRICT 13									
DELINQUENT	149	398	362	185	89	42	54	29	36
FINS	31	100	78	53	38	9	6	11	22
DEPENDENT NEGLECT	26	85	86	25	15	3	7	28	-1
PROBATION VIOLATION	27	38	34	31	11	16	4	13	4
PATERNITY	3	4	4	3	3	0	0	0	0
CUSTODY SUPPORT	0	4	4	0	0	0	0	0	0
ADOPTION	0	1	1	0	0	0	0	0	0
TERM OF PRNTL RIGHTS	0	0	0	0	0	0	0	0	0
URESA	1	0	0	1	0	0	1	100	0
GUARDIANSHIP	0	2	2	0	0	0	0	0	0
CIVIL COMMITMENT	0	0	0	0	0	0	0	0	0
REVIEW HEARING	47	317	329	35	35	0	0	0	-12
OTHER	1	0	1	0	0	0	0	0	-1
TOTAL	285	949	901	333	191	70	72	22	48
BAXTER COUNTY 14 03									
DELINQUENT	16	76	78	14	10	1	3	21	-2
FINS	7	37	44	0	0	0	0	0	-7
DEPENDENT NEGLECT	6	22	21	7	7	0	0	0	1
PROBATION VIOLATION	6	57	52	11	9	2	0	0	5
PATERNITY	2	4	4	2	2	0	0	0	0
CUSTODY SUPPORT	0	2	0	2	2	0	0	0	2
ADOPTION	0	8	5	3	3	0	0	0	3
TERM OF PRNTL RIGHTS	0	0	0	0	0	0	0	0	0
URESA	0	0	0	0	0	0	0	0	0
GUARDIANSHIP	0	0	0	0	0	0	0	0	0
CIVIL COMMITMENT	0	0	0	0	0	0	0	0	0
REVIEW HEARING	2	45	46	1	1	0	0	0	-1
OTHER	0	0	0	0	0	0	0	0	0
TOTAL	39	251	250	40	34	3	3	8	1
BOONE COUNTY 14 05									
DELINQUENT	9	27	31	5	2	2	1	20	-4
FINS	10	12	11	11	3	1	7	64	1
DEPENDENT NEGLECT	5	37	26	16	13	0	3	19	11
PROBATION VIOLATION	5	17	20	2	0	0	2	100	-3
PATERNITY	0	0	0	0	0	0	0	0	0
CUSTODY SUPPORT	1	2	1	2	2	0	0	0	1
ADOPTION	0	1	1	0	0	0	0	0	0
TERM OF PRNTL RIGHTS	0	0	0	0	0	0	0	0	0
URESA	0	0	0	0	0	0	0	0	0
GUARDIANSHIP	0	0	0	0	0	0	0	0	0
CIVIL COMMITMENT	0	0	0	0	0	0	0	0	0
REVIEW HEARING	0	84	84	0	0	0	0	0	0
OTHER	0	0	0	0	0	0	0	0	0
TOTAL	30	180	174	36	20	3	13	36	6

JUVENILE SUMMARY 07/01/91 THRU 06/30/92

	PENDING AT START	FILED	ADJUDI-CATED	PENDING AT END	LESS 1 YR	1 - 2 YRS	OVER 2 YRS	% OVER 2 YRS	PENDING CHANGE
MARION COUNTY 14 45									
DELINQUENT	14	27	16	25	16	5	4	16	11
FINS	4	19	15	8	6	0	2	25	4
DEPENDENT NEGLECT	0	16	13	3	3	0	0	0	3
PROBATION VIOLATION	0	7	6	1	1	0	0	0	1
PATERNITY	0	0	0	0	0	0	0	0	0
CUSTODY SUPPORT	0	0	0	0	0	0	0	0	0
ADOPTION	0	0	0	0	0	0	0	0	0
TERM OF PRNTL RIGHTS	0	0	0	0	0	0	0	0	0
URESA	1	0	0	1	0	0	1	100	0
GUARDIANSHIP	0	0	0	0	0	0	0	0	0
CIVIL COMMITMENT	0	0	0	0	0	0	0	0	0
REVIEW HEARING	1	64	63	2	2	0	0	0	1
OTHER	0	0	0	0	0	0	0	0	0
TOTAL	20	133	113	40	28	5	7	18	20
NEWTON COUNTY 14 51									
DELINQUENT	4	0	0	4	0	0	4	100	0
FINS	1	5	2	4	3	0	1	25	3
DEPENDENT NEGLECT	5	6	3	8	3	0	5	63	3
PROBATION VIOLATION	0	0	0	0	0	0	0	0	0
PATERNITY	1	0	0	1	0	0	1	100	0
CUSTODY SUPPORT	0	0	0	0	0	0	0	0	0
ADOPTION	0	0	0	0	0	0	0	0	0
TERM OF PRNTL RIGHTS	0	0	0	0	0	0	0	0	0
URESA	1	0	0	1	0	0	1	100	0
GUARDIANSHIP	0	0	0	0	0	0	0	0	0
CIVIL COMMITMENT	0	0	0	0	0	0	0	0	0
REVIEW HEARING	0	10	10	0	0	0	0	0	0
OTHER	0	0	0	0	0	0	0	0	0
TOTAL	12	21	15	18	6	0	12	67	6
DISTRICT 14									
DELINQUENT	43	130	125	48	28	8	12	25	5
FINS	22	73	72	23	12	1	10	43	1
DEPENDENT NEGLECT	16	81	63	34	26	0	3	24	18
PROBATION VIOLATION	11	81	73	14	10	2	2	14	3
PATERNITY	3	4	4	3	2	0	1	33	0
CUSTODY SUPPORT	1	4	1	4	4	0	0	0	3
ADOPTION	0	9	6	3	3	0	0	0	3
TERM OF PRNTL RIGHTS	0	0	0	0	0	0	0	0	0
URESA	2	0	0	2	0	0	2	100	0
GUARDIANSHIP	0	0	0	0	0	0	0	0	0
CIVIL COMMITMENT	0	0	0	0	0	0	0	0	0
REVIEW HEARING	3	203	203	3	3	0	0	0	0
OTHER	0	0	0	0	0	0	0	0	0
TOTAL	101	585	552	134	88	11	35	26	33

JUVENILE SUMMARY 07/01/91 THRU 06/30/92

	PENDING AT START	FILED	ADJUDI-CATED	PENDING AT END	LESS 1 YR	1 - 2 YRS	OVER 2 YRS	% OVER 2 YRS	PENDING CHANGE
CONWAY COUNTY 15 15									
DELINQUENT	24	10	27	7	6	1	0	0	-17
FINS	0	9	8	1	1	0	0	0	1
DEPENDENT NEGLECT	4	8	12	0	0	0	0	0	-4
PROBATION VIOLATION	0	0	0	0	0	0	0	0	0
PATERNITY	0	0	0	0	0	0	0	0	0
CUSTODY SUPPORT	0	0	0	0	0	0	0	0	0
ADOPTION	0	1	1	0	0	0	0	0	0
TERM OF PRNTL RIGHTS	0	0	0	0	0	0	0	0	0
URESA	0	0	0	0	0	0	0	0	0
GUARDIANSHIP	0	0	0	0	0	0	0	0	0
CIVIL COMMITMENT	0	0	0	0	0	0	0	0	0
REVIEW HEARING	4	47	49	2	2	0	0	0	-2
OTHER	0	0	0	0	0	0	0	0	0
TOTAL	32	75	97	10	9	1	0	0	-22
LOGAN COUNTY 15 42B									
DELINQUENT	16	0	14	2	0	1	1	50	-14
FINS	4	4	5	3	3	0	0	0	-1
DEPENDENT NEGLECT	1	9	8	2	2	0	0	0	1
PROBATION VIOLATION	0	1	0	1	1	0	0	0	1
PATERNITY	7	9	9	7	5	2	0	0	0
CUSTODY SUPPORT	3	6	6	3	2	1	0	0	0
ADOPTION	0	0	0	0	0	0	0	0	0
TERM OF PRNTL RIGHTS	0	0	0	0	0	0	0	0	0
URESA	0	1	1	0	0	0	0	0	0
GUARDIANSHIP	0	0	0	0	0	0	0	0	0
CIVIL COMMITMENT	0	0	0	0	0	0	0	0	0
REVIEW HEARING	1	15	16	0	0	0	0	0	-1
OTHER	0	0	0	0	0	0	0	0	0
TOTAL	32	45	59	18	13	4	1	6	-14
LOGAN COUNTY 15 42P									
DELINQUENT	3	4	2	5	2	3	0	0	2
FINS	4	5	4	5	1	2	2	40	1
DEPENDENT NEGLECT	0	3	3	0	0	0	0	0	0
PROBATION VIOLATION	0	0	0	0	0	0	0	0	0
PATERNITY	4	13	13	4	4	0	0	0	0
CUSTODY SUPPORT	10	14	13	11	6	5	0	0	1
ADOPTION	0	0	0	0	0	0	0	0	0
TERM OF PRNTL RIGHTS	0	0	0	0	0	0	0	0	0
URESA	0	2	2	0	0	0	0	0	0
GUARDIANSHIP	0	0	0	0	0	0	0	0	0
CIVIL COMMITMENT	0	0	0	0	0	0	0	0	0
REVIEW HEARING	5	5	8	2	0	2	0	0	-3
OTHER	0	0	0	0	0	0	0	0	0
TOTAL	26	46	45	27	13	12	2	7	1

JUVENILE SUMMARY 07/01/91 THRU 06/30/92

	PENDING AT START	FILED	ADJUDI-CATED	PENDING AT END	LESS 1 YR	1 - 2 YRS	OVER 2 YRS	% OVER 2 YRS	PENDING CHANGE
SCOTT COUNTY 15 64									
DELINQUENT	8	21	23	6	5	0	1	17	-2
FINS	2	8	9	1	1	0	0	0	-1
DEPENDENT NEGLECT	2	4	5	1	1	0	0	0	-1
PROBATION VIOLATION	1	2	2	1	0	0	1	100	0
PATERNITY	3	5	3	5	4	1	0	0	2
CUSTODY SUPPORT	0	0	0	0	0	0	0	0	0
ADOPTION	0	0	0	0	0	0	0	0	0
TERM OF PRNTL RIGHTS	0	0	0	0	0	0	0	0	0
URESA	0	1	0	1	1	0	0	0	1
GUARDIANSHIP	0	0	0	0	0	0	0	0	0
CIVIL COMMITMENT	0	0	0	0	0	0	0	0	0
REVIEW HEARING	1	14	15	0	0	0	0	0	-1
OTHER	0	0	0	0	0	0	0	0	0
TOTAL	17	55	57	15	12	1	2	13	-2
YELL COUNTY 15 75N									
DELINQUENT	2	45	23	24	24	0	0	0	22
FINS	0	16	11	5	5	0	0	0	5
DEPENDENT NEGLECT	0	2	1	1	1	0	0	0	1
PROBATION VIOLATION	0	0	0	0	0	0	0	0	0
PATERNITY	0	0	0	0	0	0	0	0	0
CUSTODY SUPPORT	0	0	0	0	0	0	0	0	0
ADOPTION	0	0	0	0	0	0	0	0	0
TERM OF PRNTL RIGHTS	0	0	0	0	0	0	0	0	0
URESA	0	0	0	0	0	0	0	0	0
GUARDIANSHIP	0	0	0	0	0	0	0	0	0
CIVIL COMMITMENT	0	0	0	0	0	0	0	0	0
REVIEW HEARING	0	18	18	0	0	0	0	0	0
OTHER	0	0	0	0	0	0	0	0	0
TOTAL	2	81	53	30	30	0	0	0	28
YELL COUNTY 15 75S									
DELINQUENT	2	4	4	2	1	0	1	50	0
FINS	0	3	1	2	2	0	0	0	2
DEPENDENT NEGLECT	0	2	2	0	0	0	0	0	0
PROBATION VIOLATION	0	1	1	0	0	0	0	0	0
PATERNITY	0	0	0	0	0	0	0	0	0
CUSTODY SUPPORT	1	7	4	4	3	1	0	0	3
ADOPTION	0	0	0	0	0	0	0	0	0
TERM OF PRNTL RIGHTS	0	0	0	0	0	0	0	0	0
URESA	0	0	0	0	0	0	0	0	0
GUARDIANSHIP	0	0	0	0	0	0	0	0	0
CIVIL COMMITMENT	0	0	0	0	0	0	0	0	0
REVIEW HEARING	0	9	9	0	0	0	0	0	0
OTHER	0	0	0	0	0	0	0	0	0
TOTAL	3	26	21	8	6	1	1	13	5

JUVENILE SUMMARY 07/01/91 THRU 06/30/92

	PENDING AT START	FILED	ADJUDI-CATED	PENDING AT END	LESS 1 YR	1 - 2 YRS	OVER 2 YRS	% OVER 2 YRS	PENDING CHANGE
DISTRICT 15									
DELINQUENT	55	84	93	46	38	5	3	7	-9
FINS	10	45	38	17	13	2	2	12	7
DEPENDENT NEGLECT	7	28	31	4	4	0	0	0	-3
PROBATION VIOLATION	1	4	3	2	1	0	1	50	1
PATERNITY	14	27	25	16	13	3	0	0	2
CUSTODY SUPPORT	14	27	23	18	11	7	0	0	4
ADOPTION	0	1	1	0	0	0	0	0	0
TERM OF PRNTL RIGHTS	0	0	0	0	0	0	0	0	0
URESA	0	4	3	1	1	0	0	0	1
GUARDIANSHIP	0	0	0	0	0	0	0	0	0
CIVIL COMMITMENT	0	0	0	0	0	0	0	0	0
REVIEW HEARING	11	108	115	4	2	2	0	0	-7
OTHER	0	0	0	0	0	0	0	0	0
TOTAL	112	328	332	108	83	19	6	6	-4
CLEBURNE COUNTY 16 12									
DELINQUENT	34	82	87	29	18	8	3	10	-5
FINS	14	34	34	14	5	7	2	14	0
DEPENDENT NEGLECT	8	30	30	8	8	0	0	0	0
PROBATION VIOLATION	2	2	1	3	2	1	0	0	1
PATERNITY	8	12	6	14	9	4	1	7	6
CUSTODY SUPPORT	3	6	2	7	4	1	2	29	4
ADOPTION	0	0	0	0	0	0	0	0	0
TERM OF PRNTL RIGHTS	0	0	0	0	0	0	0	0	0
URESA	1	1	0	2	1	1	0	0	1
GUARDIANSHIP	0	0	0	0	0	0	0	0	0
CIVIL COMMITMENT	0	0	0	0	0	0	0	0	0
REVIEW HEARING	0	21	21	0	0	0	0	0	0
OTHER	0	0	0	0	0	0	0	0	0
TOTAL	70	188	181	77	47	22	8	10	7
FULTON COUNTY 16 25									
DELINQUENT	23	21	31	13	1	4	8	62	-10
FINS	1	6	7	0	0	0	0	0	-1
DEPENDENT NEGLECT	0	14	5	9	9	0	0	0	9
PROBATION VIOLATION	0	0	0	0	0	0	0	0	0
PATERNITY	6	7	3	10	7	2	1	10	4
CUSTODY SUPPORT	0	6	0	6	6	0	0	0	6
ADOPTION	0	0	0	0	0	0	0	0	0
TERM OF PRNTL RIGHTS	0	0	0	0	0	0	0	0	0
URESA	0	0	0	0	0	0	0	0	0
GUARDIANSHIP	0	0	0	0	0	0	0	0	0
CIVIL COMMITMENT	0	0	0	0	0	0	0	0	0
REVIEW HEARING	0	11	11	0	0	0	0	0	0
OTHER	0	0	0	0	0	0	0	0	0
TOTAL	30	65	57	38	23	6	9	24	8

JUVENILE SUMMARY 07/01/91 THRU 06/30/92

	PENDING AT START	FILED	ADJUDI-CATED	PENDING AT END	LESS 1 YR	1 - 2 YRS	OVER 2 YRS	% OVER 2 YRS	PENDING CHANGE
INDEPENDENCE COUNTY 16 32									
DELINQUENT	51	138	152	37	30	4	3	8	-14
FINS	15	90	90	15	15	0	0	0	0
DEPENDENT NEGLECT	14	28	36	6	6	0	0	0	-8
PROBATION VIOLATION	2	10	10	2	2	0	0	0	0
PATERNITY	0	0	0	0	0	0	0	0	0
CUSTODY SUPPORT	0	1	1	0	0	0	0	0	0
ADOPTION	0	1	1	0	0	0	0	0	0
TERM OF PRNTL RIGHTS	0	0	0	0	0	0	0	0	0
URESA	0	0	0	0	0	0	0	0	0
GUARDIANSHIP	0	0	0	0	0	0	0	0	0
CIVIL COMMITMENT	0	0	0	0	0	0	0	0	0
REVIEW HEARING	1	106	105	2	2	0	0	0	1
OTHER	0	0	0	0	0	0	0	0	0
TOTAL	83	374	395	62	55	4	3	5	-21
IZARD COUNTY 16 33									
DELINQUENT	20	25	31	14	2	4	8	57	-6
FINS	3	47	38	12	9	3	0	0	9
DEPENDENT NEGLECT	0	22	14	8	8	0	0	0	8
PROBATION VIOLATION	0	1	1	0	0	0	0	0	0
PATERNITY	14	14	12	16	12	4	0	0	2
CUSTODY SUPPORT	5	13	3	15	13	2	0	0	10
ADOPTION	0	0	0	0	0	0	0	0	0
TERM OF PRNTL RIGHTS	0	0	0	0	0	0	0	0	0
URESA	2	0	2	0	0	0	0	0	-2
GUARDIANSHIP	0	0	0	0	0	0	0	0	0
CIVIL COMMITMENT	0	0	0	0	0	0	0	0	0
REVIEW HEARING	0	26	26	0	0	0	0	0	0
OTHER	0	0	0	0	0	0	0	0	0
TOTAL	44	148	127	65	44	13	8	12	21
STONE COUNTY 16 69									
DELINQUENT	35	39	48	26	11	11	4	15	-9
FINS	16	29	33	12	5	1	6	50	-4
DEPENDENT NEGLECT	9	28	32	5	4	1	0	0	-4
PROBATION VIOLATION	0	2	2	0	0	0	0	0	0
PATERNITY	1	0	1	0	0	0	0	0	-1
CUSTODY SUPPORT	0	1	0	1	1	0	0	0	1
ADOPTION	0	0	0	0	0	0	0	0	0
TERM OF PRNTL RIGHTS	0	0	0	0	0	0	0	0	0
URESA	0	0	0	0	0	0	0	0	0
GUARDIANSHIP	0	0	0	0	0	0	0	0	0
CIVIL COMMITMENT	0	0	0	0	0	0	0	0	0
REVIEW HEARING	0	46	44	2	2	0	0	0	2
OTHER	0	0	0	0	0	0	0	0	0
TOTAL	61	145	160	46	23	13	10	22	-15

JUVENILE SUMMARY 07/01/91 THRU 06/30/92

	PENDING AT START	FILED	ADJUDI-CATED	PENDING AT END	LESS 1 YR	1 - 2 YRS	OVER 2 YRS	% OVER 2 YRS	PENDING CHANGE
DISTRICT 16									
DELINQUENT	163	305	349	119	62	31	26	22	-44
FINS	49	206	202	53	34	11	8	15	4
DEPENDENT NEGLECT	31	122	117	36	35	1	0	0	5
PROBATION VIOLATION	4	15	14	5	4	1	0	0	1
PATERNITY	29	33	22	40	28	10	2	5	11
CUSTODY SUPPORT	8	27	6	29	24	3	2	7	21
ADOPTION	0	1	1	0	0	0	0	0	0
TERM OF PRNTL RIGHTS	0	0	0	0	0	0	0	0	0
URESA	3	1	2	2	1	1	0	0	-1
GUARDIANSHIP	0	0	0	0	0	0	0	0	0
CIVIL COMMITMENT	0	0	0	0	0	0	0	0	0
REVIEW HEARING	1	210	207	4	4	0	0	0	3
OTHER	0	0	0	0	0	0	0	0	0
TOTAL	288	920	920	288	192	58	38	13	0
PRAIRIE COUNTY 17E59N									
DELINQUENT	6	15	21	0	0	0	0	0	-6
FINS	2	2	4	0	0	0	0	0	-2
DEPENDENT NEGLECT	0	0	0	0	0	0	0	0	0
PROBATION VIOLATION	1	4	5	0	0	0	0	0	-1
PATERNITY	0	0	0	0	0	0	0	0	0
CUSTODY SUPPORT	0	0	0	0	0	0	0	0	0
ADOPTION	0	0	0	0	0	0	0	0	0
TERM OF PRNTL RIGHTS	0	0	0	0	0	0	0	0	0
URESA	0	0	0	0	0	0	0	0	0
GUARDIANSHIP	0	0	0	0	0	0	0	0	0
CIVIL COMMITMENT	0	0	0	0	0	0	0	0	0
REVIEW HEARING	1	6	5	2	2	0	0	0	1
OTHER	0	0	0	0	0	0	0	0	0
TOTAL	10	27	35	2	2	0	0	0	-8
PRAIRIE COUNTY 17E59S									
DELINQUENT	3	6	8	1	1	0	0	0	-2
FINS	3	3	5	1	1	0	0	0	-2
DEPENDENT NEGLECT	0	5	5	0	0	0	0	0	0
PROBATION VIOLATION	0	0	0	0	0	0	0	0	0
PATERNITY	0	1	0	1	1	0	0	0	1
CUSTODY SUPPORT	0	0	0	0	0	0	0	0	0
ADOPTION	0	2	2	0	0	0	0	0	0
TERM OF PRNTL RIGHTS	0	0	0	0	0	0	0	0	0
URESA	0	0	0	0	0	0	0	0	0
GUARDIANSHIP	1	0	1	0	0	0	0	0	-1
CIVIL COMMITMENT	0	0	0	0	0	0	0	0	0
REVIEW HEARING	0	18	7	11	11	0	0	0	11
OTHER	0	0	0	0	0	0	0	0	0
TOTAL	7	35	28	14	14	0	0	0	7

JUVENILE SUMMARY 07/01/91 THRU 06/30/92

	PENDING AT START	FILED	ADJUDI-CATED	PENDING AT END	LESS 1 YR	1 - 2 YRS	OVER 2 YRS	% OVER 2 YRS	PENDING CHANGE
WHITE COUNTY 17E73									
DELINQUENT	7	75	64	18	18	0	0	0	11
FINS	9	44	39	14	14	0	0	0	5
DEPENDENT NEGLECT	6	52	54	4	4	0	0	0	-2
PROBATION VIOLATION	2	10	6	6	6	0	0	0	4
PATERNITY	2	17	12	7	7	0	0	0	5
CUSTODY SUPPORT	1	6	4	3	3	0	0	0	2
ADOPTION	0	5	5	0	0	0	0	0	0
TERM OF PRNTL RIGHTS	0	15	10	5	5	0	0	0	5
URESA	0	1	1	0	0	0	0	0	0
GUARDIANSHIP	0	2	1	1	1	0	0	0	1
CIVIL COMMITMENT	0	0	0	0	0	0	0	0	0
REVIEW HEARING	56	236	191	101	101	0	0	0	45
OTHER	0	0	0	0	0	0	0	0	0
TOTAL	83	463	387	159	159	0	0	0	76
DISTRICT 17E									
DELINQUENT	16	96	93	19	19	0	0	0	3
FINS	14	49	48	15	15	0	0	0	1
DEPENDENT NEGLECT	6	57	59	4	4	0	0	0	-2
PROBATION VIOLATION	3	14	11	6	6	0	0	0	3
PATERNITY	2	18	12	8	8	0	0	0	6
CUSTODY SUPPORT	1	6	4	3	3	0	0	0	2
ADOPTION	0	7	7	0	0	0	0	0	0
TERM OF PRNTL RIGHTS	0	15	10	5	5	0	0	0	5
URESA	0	1	1	0	0	0	0	0	0
GUARDIANSHIP	1	2	2	1	1	0	0	0	0
CIVIL COMMITMENT	0	0	0	0	0	0	0	0	0
REVIEW HEARING	57	260	203	114	114	0	0	0	57
OTHER	0	0	0	0	0	0	0	0	0
TOTAL	100	525	450	175	175	0	0	0	75
LONOKE COUNTY 17W43									
DELINQUENT	42	123	129	36	33	2	1	3	-6
FINS	34	27	43	18	7	1	10	56	-16
DEPENDENT NEGLECT	15	20	22	13	6	2	5	38	-2
PROBATION VIOLATION	7	4	10	1	0	0	1	100	-6
PATERNITY	0	0	0	0	0	0	0	0	0
CUSTODY SUPPORT	1	2	1	2	1	1	0	0	1
ADOPTION	0	0	0	0	0	0	0	0	0
TERM OF PRNTL RIGHTS	0	0	0	0	0	0	0	0	0
URESA	0	0	0	0	0	0	0	0	0
GUARDIANSHIP	2	0	0	2	0	0	2	100	0
CIVIL COMMITMENT	0	0	0	0	0	0	0	0	0
REVIEW HEARING	4	26	30	0	0	0	0	0	-4
OTHER	0	0	0	0	0	0	0	0	0
TOTAL	105	202	235	72	47	6	19	26	-33

JUVENILE SUMMARY 07/01/91 THRU 06/30/92

	PENDING AT START	FILED	ADJUDI-CATED	PENDING AT END	LESS 1 YR	1 - 2 YRS	OVER 2 YRS	% OVER 2 YRS	PENDING CHANGE
DISTRICT 17W									
DELINQUENT	42	123	129	36	33	2	1	3	-6
FINS	34	27	43	18	7	1	10	56	-16
DEPENDENT NEGLECT	15	20	22	13	6	2	5	38	-2
PROBATION VIOLATION	7	4	10	1	0	0	1	100	-6
PATERNITY	0	0	0	0	0	0	0	0	0
CUSTODY SUPPORT	1	2	1	2	1	1	0	0	1
ADOPTION	0	0	0	0	0	0	0	0	0
TERM OF PRNTL RIGHTS	0	0	0	0	0	0	0	0	0
URESA	0	0	0	0	0	0	0	0	0
GUARDIANSHIP	2	0	0	2	0	0	2	100	0
CIVIL COMMITMENT	0	0	0	0	0	0	0	0	0
REVIEW HEARING	4	26	30	0	0	0	0	0	-4
OTHER	0	0	0	0	0	0	0	0	0
TOTAL	105	202	235	72	47	6	19	26	-33
GARLAND COUNTY 18E26									
DELINQUENT	78	643	563	158	110	38	10	6	80
FINS	1	45	39	7	6	1	0	0	6
DEPENDENT NEGLECT	10	29	30	9	1	8	0	0	-1
PROBATION VIOLATION	2	40	36	6	5	1	0	0	4
PATERNITY	0	0	0	0	0	0	0	0	0
CUSTODY SUPPORT	0	0	0	0	0	0	0	0	0
ADOPTION	0	0	0	0	0	0	0	0	0
TERM OF PRNTL RIGHTS	0	0	0	0	0	0	0	0	0
URESA	0	0	0	0	0	0	0	0	0
GUARDIANSHIP	0	1	0	1	1	0	0	0	1
CIVIL COMMITMENT	0	0	0	0	0	0	0	0	0
REVIEW HEARING	1	107	105	3	2	1	0	0	2
OTHER	0	0	0	0	0	0	0	0	0
TOTAL	92	865	773	184	125	49	10	5	92
DISTRICT 18E									
DELINQUENT	78	643	563	158	110	38	10	6	80
FINS	1	45	39	7	6	1	0	0	6
DEPENDENT NEGLECT	10	29	30	9	1	8	0	0	-1
PROBATION VIOLATION	2	40	36	6	5	1	0	0	4
PATERNITY	0	0	0	0	0	0	0	0	0
CUSTODY SUPPORT	0	0	0	0	0	0	0	0	0
ADOPTION	0	0	0	0	0	0	0	0	0
TERM OF PRNTL RIGHTS	0	0	0	0	0	0	0	0	0
URESA	0	0	0	0	0	0	0	0	0
GUARDIANSHIP	0	1	0	1	1	0	0	0	1
CIVIL COMMITMENT	0	0	0	0	0	0	0	0	0
REVIEW HEARING	1	107	105	3	2	1	0	0	2
OTHER	0	0	0	0	0	0	0	0	0
TOTAL	92	865	773	184	125	49	10	5	92

JUVENILE SUMMARY 07/01/91 THRU 06/30/92

	PENDING AT START	FILED	ADJUDI-CATED	PENDING AT END	LESS 1 YR	1 - 2 YRS	OVER 2 YRS	% OVER 2 YRS	PENDING CHANGE
MONTGOMERY COUNTY 18W49									
DELINQUENT	2	3	2	3	1	1	1	33	1
FINS	3	1	1	3	0	1	2	67	0
DEPENDENT NEGLECT	3	10	13	0	0	0	0	0	-3
PROBATION VIOLATION	0	1	1	0	0	0	0	0	0
PATERNITY	0	1	1	0	0	0	0	0	0
CUSTODY SUPPORT	2	2	4	0	0	0	0	0	-2
ADOPTION	0	0	0	0	0	0	0	0	0
TERM OF PRNTL RIGHTS	0	0	0	0	0	0	0	0	0
URESA	0	0	0	0	0	0	0	0	0
GUARDIANSHIP	0	0	0	0	0	0	0	0	0
CIVIL COMMITMENT	0	0	0	0	0	0	0	0	0
REVIEW HEARING	3	14	15	2	2	0	0	0	-1
OTHER	0	0	0	0	0	0	0	0	0
TOTAL	13	32	37	8	3	2	3	38	-5
POLK COUNTY 18W57									
DELINQUENT	1	11	8	4	3	1	0	0	3
FINS	0	8	6	2	2	0	0	0	2
DEPENDENT NEGLECT	5	23	23	5	4	0	1	20	0
PROBATION VIOLATION	0	0	0	0	0	0	0	0	0
PATERNITY	3	6	7	2	2	0	0	0	-1
CUSTODY SUPPORT	3	16	11	8	8	0	0	0	5
ADOPTION	0	0	0	0	0	0	0	0	0
TERM OF PRNTL RIGHTS	0	2	2	0	0	0	0	0	0
URESA	0	3	3	0	0	0	0	0	0
GUARDIANSHIP	2	2	4	0	0	0	0	0	-2
CIVIL COMMITMENT	0	0	0	0	0	0	0	0	0
REVIEW HEARING	3	37	37	3	3	0	0	0	0
OTHER	0	0	0	0	0	0	0	0	0
TOTAL	17	108	101	24	22	1	1	4	7
DISTRICT 18W									
DELINQUENT	3	14	10	7	4	2	1	14	4
FINS	3	9	7	5	2	1	2	40	2
DEPENDENT NEGLECT	8	33	36	5	4	0	1	20	-3
PROBATION VIOLATION	0	1	1	0	0	0	0	0	0
PATERNITY	3	7	8	2	2	0	0	0	-1
CUSTODY SUPPORT	5	18	15	8	8	0	0	0	3
ADOPTION	0	0	0	0	0	0	0	0	0
TERM OF PRNTL RIGHTS	0	2	2	0	0	0	0	0	0
URESA	0	3	3	0	0	0	0	0	0
GUARDIANSHIP	2	2	4	0	0	0	0	0	-2
CIVIL COMMITMENT	0	0	0	0	0	0	0	0	0
REVIEW HEARING	6	51	52	5	5	0	0	0	-1
OTHER	0	0	0	0	0	0	0	0	0
TOTAL	30	140	138	32	25	3	4	13	2

JUVENILE SUMMARY 07/01/91 THRU 06/30/92

	PENDING AT START	FILED	ADJUDI-CATED	PENDING AT END	LESS 1 YR	1 - 2 YRS	OVER 2 YRS	% OVER 2 YRS	PENDING CHANGE
BENTON COUNTY 19 04									
DELINQUENT	32	265	226	71	63	6	2	3	39
FINS	45	383	305	123	95	24	4	3	78
DEPENDENT NEGLECT	33	83	66	50	35	13	2	4	17
PROBATION VIOLATION	1	29	15	15	13	2	0	0	14
PATERNITY	1	0	0	1	0	1	0	0	0
CUSTODY SUPPORT	0	7	4	3	3	0	0	0	3
ADOPTION	3	0	1	2	0	2	0	0	-1
TERM OF PRNTL RIGHTS	0	3	3	0	0	0	0	0	0
URESA	0	0	0	0	0	0	0	0	0
GUARDIANSHIP	0	0	0	0	0	0	0	0	0
CIVIL COMMITMENT	0	0	0	0	0	0	0	0	0
REVIEW HEARING	22	180	182	20	20	0	0	0	-2
OTHER	0	0	0	0	0	0	0	0	0
TOTAL	137	950	802	285	229	48	8	3	148
CARROLL COUNTY 19 08E									
DELINQUENT	11	52	53	10	10	0	0	0	-1
FINS	10	65	52	23	23	0	0	0	13
DEPENDENT NEGLECT	6	17	21	2	2	0	0	0	-4
PROBATION VIOLATION	3	19	16	6	6	0	0	0	3
PATERNITY	0	0	0	0	0	0	0	0	0
CUSTODY SUPPORT	0	0	0	0	0	0	0	0	0
ADOPTION	0	0	0	0	0	0	0	0	0
TERM OF PRNTL RIGHTS	0	1	1	0	0	0	0	0	0
URESA	0	0	0	0	0	0	0	0	0
GUARDIANSHIP	0	0	0	0	0	0	0	0	0
CIVIL COMMITMENT	0	0	0	0	0	0	0	0	0
REVIEW HEARING	3	45	47	1	1	0	0	0	-2
OTHER	0	0	0	0	0	0	0	0	0
TOTAL	33	199	190	42	42	0	0	0	9
CARROLL COUNTY 19 08W									
DELINQUENT	0	0	0	0	0	0	0	0	0
FINS	0	0	0	0	0	0	0	0	0
DEPENDENT NEGLECT	0	0	0	0	0	0	0	0	0
PROBATION VIOLATION	0	0	0	0	0	0	0	0	0
PATERNITY	0	0	0	0	0	0	0	0	0
CUSTODY SUPPORT	0	0	0	0	0	0	0	0	0
ADOPTION	0	0	0	0	0	0	0	0	0
TERM OF PRNTL RIGHTS	0	0	0	0	0	0	0	0	0
URESA	0	0	0	0	0	0	0	0	0
GUARDIANSHIP	0	0	0	0	0	0	0	0	0
CIVIL COMMITMENT	0	0	0	0	0	0	0	0	0
REVIEW HEARING	0	0	0	0	0	0	0	0	0
OTHER	0	0	0	0	0	0	0	0	0
TOTAL	0	0	0	0	0	0	0	0	0

JUVENILE SUMMARY 07/01/91 THRU 06/30/92

	PENDING AT START	FILED	ADJUDI-CATED	PENDING AT END	LESS 1 YR	1 - 2 YRS	OVER 2 YRS	% OVER 2 YRS	PENDING CHANGE
DISTRICT 19									
DELINQUENT	43	317	279	81	73	6	2	2	38
FINS	55	448	357	146	118	24	4	3	91
DEPENDENT NEGLECT	39	100	87	52	37	13	2	4	13
PROBATION VIOLATION	4	48	31	21	19	2	0	0	17
PATERNITY	1	0	0	1	0	1	0	0	0
CUSTODY SUPPORT	0	7	4	3	3	0	0	0	3
ADOPTION	3	0	1	2	0	2	0	0	-1
TERM OF PRNTL RIGHTS	0	4	4	0	0	0	0	0	0
URESA	0	0	0	0	0	0	0	0	0
GUARDIANSHIP	0	0	0	0	0	0	0	0	0
CIVIL COMMITMENT	0	0	0	0	0	0	0	0	0
REVIEW HEARING	25	225	229	21	21	0	0	0	-4
OTHER	0	0	0	0	0	0	0	0	0
TOTAL	170	1149	992	327	271	48	8	2	157
FAULKNER COUNTY 20 23									
DELINQUENT	34	166	153	47	46	1	0	0	13
FINS	17	94	82	29	29	0	0	0	12
DEPENDENT NEGLECT	2	57	42	17	17	0	0	0	15
PROBATION VIOLATION	2	61	56	7	7	0	0	0	5
PATERNITY	0	0	0	0	0	0	0	0	0
CUSTODY SUPPORT	0	3	3	0	0	0	0	0	0
ADOPTION	0	1	1	0	0	0	0	0	0
TERM OF PRNTL RIGHTS	0	3	1	2	2	0	0	0	2
URESA	0	0	0	0	0	0	0	0	0
GUARDIANSHIP	0	0	0	0	0	0	0	0	0
CIVIL COMMITMENT	0	0	0	0	0	0	0	0	0
REVIEW HEARING	60	304	264	100	100	0	0	0	40
OTHER	0	0	0	0	0	0	0	0	0
TOTAL	115	689	602	202	201	1	0	0	87
SEARCY COUNTY 20 65									
DELINQUENT	0	9	8	1	1	0	0	0	1
FINS	0	3	0	3	3	0	0	0	3
DEPENDENT NEGLECT	0	9	8	1	1	0	0	0	1
PROBATION VIOLATION	0	6	6	0	0	0	0	0	0
PATERNITY	0	0	0	0	0	0	0	0	0
CUSTODY SUPPORT	0	0	0	0	0	0	0	0	0
ADOPTION	0	0	0	0	0	0	0	0	0
TERM OF PRNTL RIGHTS	0	0	0	0	0	0	0	0	0
URESA	0	0	0	0	0	0	0	0	0
GUARDIANSHIP	0	0	0	0	0	0	0	0	0
CIVIL COMMITMENT	0	0	0	0	0	0	0	0	0
REVIEW HEARING	6	15	16	5	5	0	0	0	-1
OTHER	0	0	0	0	0	0	0	0	0
TOTAL	6	42	38	10	10	0	0	0	4

JUVENILE SUMMARY 07/01/91 THRU 06/30/92

	PENDING AT START	FILED	ADJUDI-CATED	PENDING AT END	LESS 1 YR	1 - 2 YRS	OVER 2 YRS	% OVER 2 YRS	PENDING CHANGE
VAN BUREN COUNTY 20 71									
DELINQUENT	11	23	33	1	1	0	0	0	-10
FINS	1	8	4	5	5	0	0	0	4
DEPENDENT NEGLECT	2	3	3	2	2	0	0	0	0
PROBATION VIOLATION	0	1	1	0	0	0	0	0	0
PATERNITY	0	0	0	0	0	0	0	0	0
CUSTODY SUPPORT	0	1	0	1	1	0	0	0	1
ADOPTION	0	0	0	0	0	0	0	0	0
TERM OF PRNTL RIGHTS	0	1	0	1	1	0	0	0	1
URESA	0	0	0	0	0	0	0	0	0
GUARDIANSHIP	0	0	0	0	0	0	0	0	0
CIVIL COMMITMENT	0	0	0	0	0	0	0	0	0
REVIEW HEARING	30	59	67	22	22	0	0	0	-8
OTHER	0	0	0	0	0	0	0	0	0
TOTAL	44	96	108	32	32	0	0	0	-12
DISTRICT 20									
DELINQUENT	45	198	194	49	48	1	0	0	4
FINS	18	105	86	37	37	0	0	0	19
DEPENDENT NEGLECT	4	69	53	20	20	0	0	0	16
PROBATION VIOLATION	2	68	63	7	7	0	0	0	5
PATERNITY	0	0	0	0	0	0	0	0	0
CUSTODY SUPPORT	0	4	3	1	1	0	0	0	1
ADOPTION	0	1	1	0	0	0	0	0	0
TERM OF PRNTL RIGHTS	0	4	1	3	3	0	0	0	3
URESA	0	0	0	0	0	0	0	0	0
GUARDIANSHIP	0	0	0	0	0	0	0	0	0
CIVIL COMMITMENT	0	0	0	0	0	0	0	0	0
REVIEW HEARING	96	378	347	127	127	0	0	0	31
OTHER	0	0	0	0	0	0	0	0	0
TOTAL	165	827	748	244	243	1	0	0	79
STATE TOTAL									
DELINQUENT	3263	9204	8939	3528	2507	540	481	14	265
FINS	735	2707	2378	1064	777	158	129	12	329
DEPENDENT NEGLECT	625	1836	1736	725	533	94	98	14	100
PROBATION VIOLATION	290	1248	1083	455	339	77	39	9	165
PATERNITY	249	445	367	327	237	56	34	10	78
CUSTODY SUPPORT	132	406	325	213	166	40	7	3	81
ADOPTION	12	69	64	17	13	4	0	0	5
TERM OF PRNTL RIGHTS	5	67	58	14	13	1	0	0	9
URESA	39	144	137	46	34	5	7	15	7
GUARDIANSHIP	26	91	91	26	16	4	6	23	0
CIVIL COMMITMENT	1	1	1	1	0	1	0	0	0
REVIEW HEARING	605	7118	6991	732	653	59	20	3	127
OTHER	7	27	20	14	12	1	1	7	7
TOTAL	5989	23363	22190	7162	5300	1040	822	11	1173

CIRCUIT COURTS

CASELOAD ACTIVITY
FY 87/88 - FY 91/92

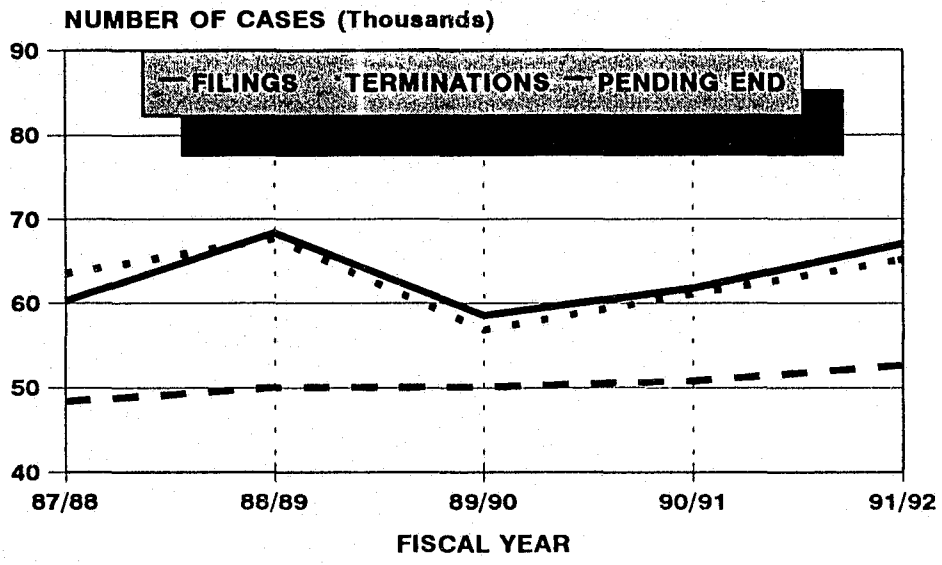

CHANCERY COURTS

CASELOAD ACTIVITY (Including Probate)
FY 87/88 - FY 91/92

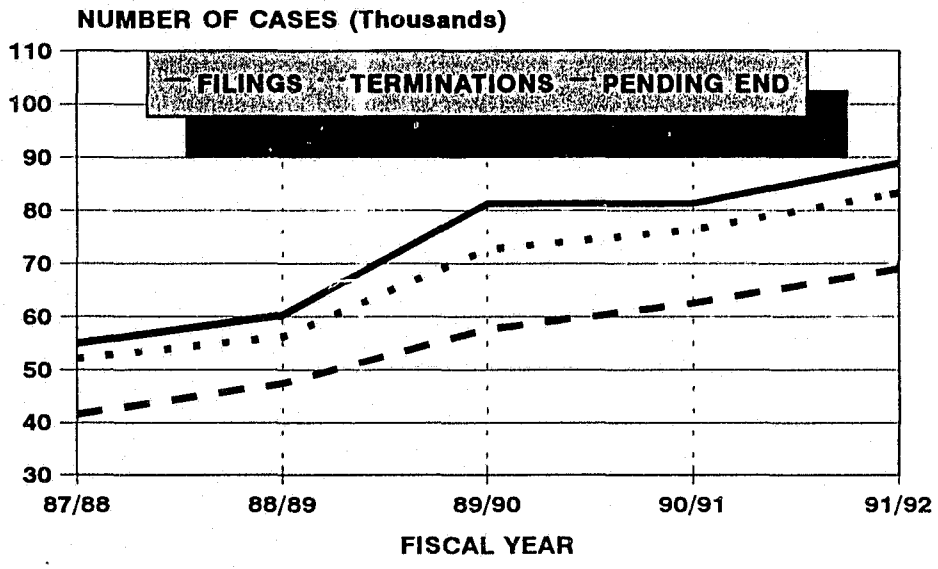

STATE CASE PROCESSING TIMES
AS STATED IN MONTHS
FY 90/91 VS FY 91/92

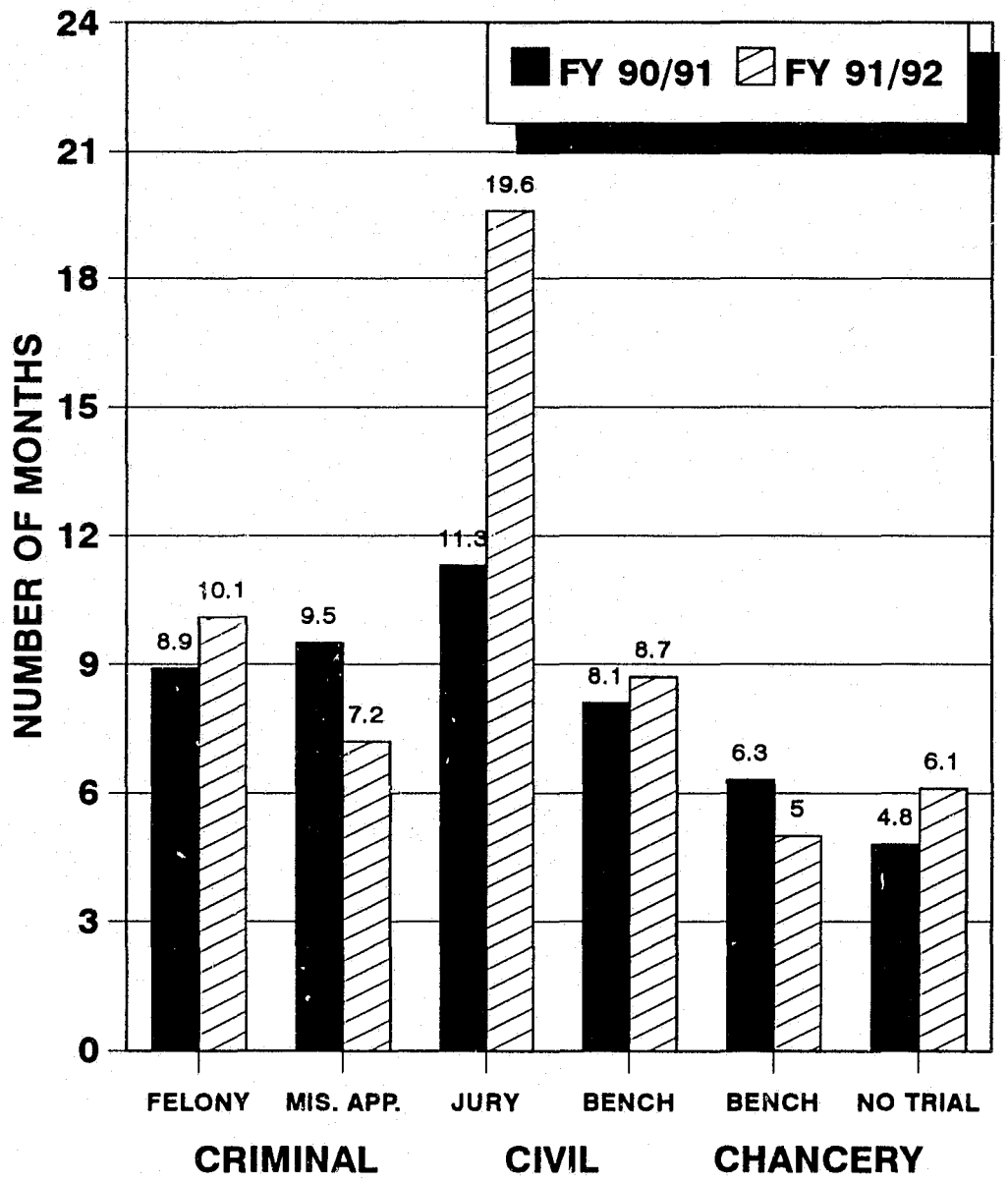

STATEWIDE FILINGS BY CASE TYPE
FY 1991/92

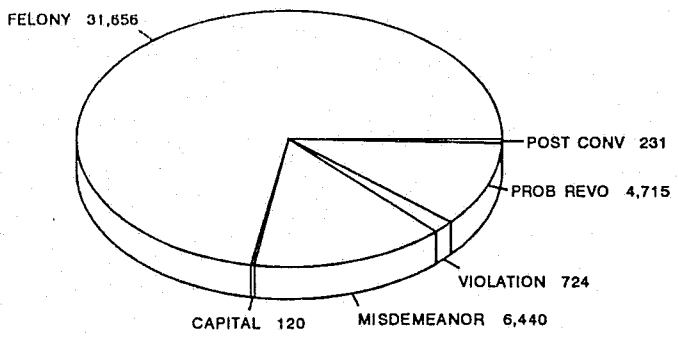

CRIMINAL (TOTAL FILED - 43,886)

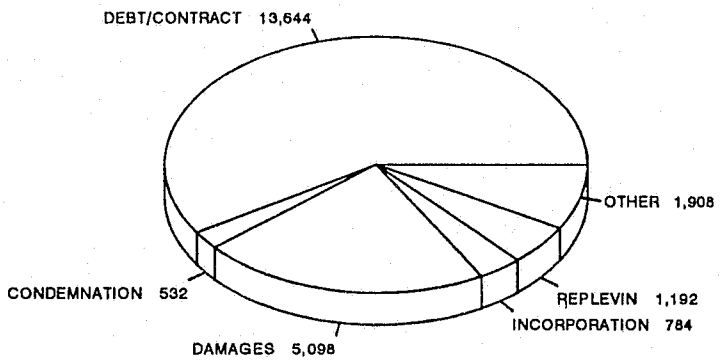

CIVIL (TOTAL FILED - 23,158)

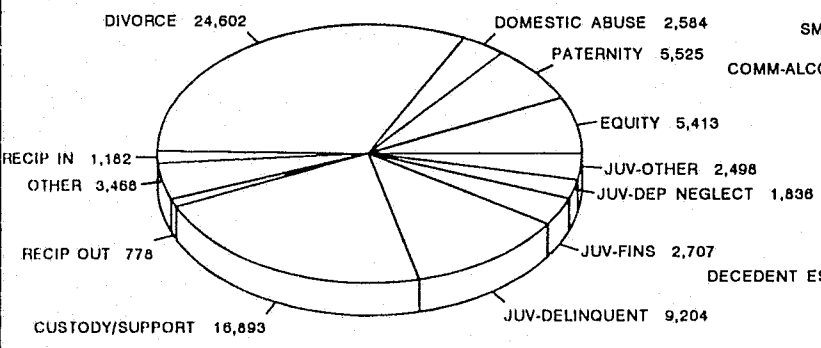

CHANCERY (TOTAL FILED - 76,690)

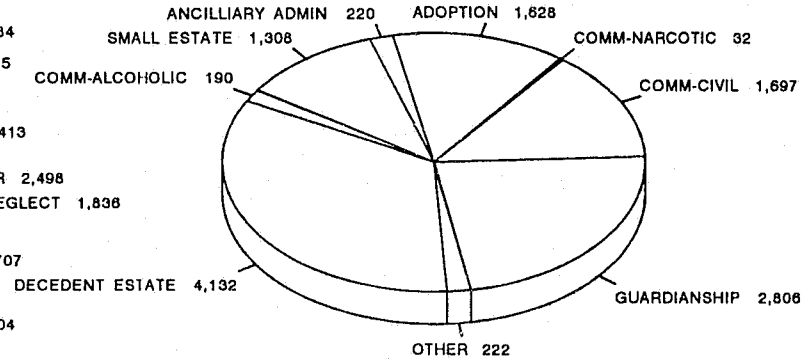

PROBATE (TOTAL FILED - 12,235)

TOTAL CASES FILED - CIRCUIT COURT AND CHANCERY & PROBATE COURT

Year	Circuit Court	Chancery & Probate Court	Statewide Total
1982	54,034	49,629	103,663
FY 83-84	59,280	49,416	108,696
FY 84-85	67,113	51,653	118,766
FY 85-86	67,736	52,963	120,699
FY 86-87	70,853	53,426	124,279
FY 87-88	60,261	54,891	115,152
FY 88-89	68,353	60,250	128,603
FY 89-90	58,552	81,306	139,858
FY 90-91	61,812	81,311	143,123
FY 91-92	67,044	88,925	155,969

STATEWIDE AVERAGE FILINGS PER JUDGE

Year	Circuit Court	Chancery & Probate Court	Statewide Total
1982	1,589	1,504	1,547
FY 83-84	1,718	1,520	1,622
FY 84-85	1,918	1,565	1,747
FY 85-86	1,882	1,558	1,724
FY 86-87	1,968	1,571	1,775
FY 87-88	1,651	1,591	1,622
FY 88-89	1,775	1,607	1,692
FY 89-90	1,195	1,694	1,442
FY 90-91	1,249	1,676	1,460
FY 91-92	1,341	1,815	1,575

RANKING OF CIRCUIT AND CHANCERY COURTS BY FILINGS PER JUDGE

RANK	TOTAL FILINGS	CIRCUIT	NO. OF JUDGES	NO. OF COUNTIES	FILINGS PER JUDGE
1	2,354	17W	1	1	2,354
2	2,128	9W	1	3	2,128
3	2,045	11E	1	1	2,045
4	1,961	9E	1	2	1,961
5	15,314	2	8	6	1,914
6	28,778	6	16	2	1,799
7	7,147	7	4	3	1,787
8	3,269	3	2	4	1,635
9	8,155	13	5	6	1,631
10	4,881	20	3	3	1,627
11	4,719	16	3	5	1,573
12	7,797	4	5	2	1,559
13	10,408	12	7	2	1,487
14	7,396	1	5	6	1,479
15	8,802	11W	6	2	1,467
16	7,167	19	5	2	1,433
17	4,191	5	3	3	1,397
18	5,516	8	4	4	1,379
19	4,130	14	3	4	1,377
20	1,357	18W	1	2	1,357
21	3,995	15	3	4	1,332
22	5,070	18E	4	1	1,268
23	5,953	10	5	5	1,191
24	3,436	17E	3	2	1,145

Statewide Average Filings Per Judge: 1,575
Statewide Total Filings: 155,969
Statewide Total Number of Judges: 99

RANKING OF CIRCUIT COURT BY FILINGS PER JUDGE

Rank	Total Filings Criminal/Civil	Circuit	No. of Judges	No. of Counties	Filings Per Judge
1	6,579	2	4	6	1,645
2	5,529	12	3.5*	2	1,580
3	2,232	20	1.5*	3	1,488
4	3,579	4	2.5*	2	1,432
5	3,578	13	2.5*	6	1,431
6	2,855	7	2	3	1,428
7	1,424	3	1	4	1,424
8	12,012	6	8.5*	2	1,413
9	2,041	5	1.5*	3	1,361
10	1,940	16	1.5*	5	1,293
11	2,535	8	2	4	1,268
12	3,142	1	2.5*	6	1,257
13	3,020	10	2.5*	5	1,208
14	1,688	14	1.5*	4	1,125
15	1,640	15	1.5*	4	1,093
16	2,720	19	2.5*	2	1,088
17	3,255	11W	3	2	1,085
18	1,007	11E	.5*	1	1,007
19	966	17W	.5*	1	966
20	1,436	17E	1.5*	2	957
21	887	9E	.5*	2	887
22	810	9W	.5*	3	810
23	1,615	18E	2	1	808
24	554	18W	.5*	2	554

Statewide Average Caseload Per Judge: 1,341
Statewide Total Filings Criminal and Civil: 67,044
Statewide Total of Judges: 50.0
* Indicates Judge is Circuit Judge and Chancellor

RANKING OF CHANCERY & PROBATE COURT BY FILINGS PER JUDGE

Rank	Total Filings Chan./Prob./Juv.	Circuit	No. of Judges	No. of Counties	Filings Per Judge
1	16,766	6	7.5*	2	2,235
2	8,735	2	4	6	2,184
3	4,292	7	2	3	2,146
4	2,779	16	1.5*	5	1,853
5	5,547	11W	3	2	1,849
6	1,845	3	1	4	1,845
7	4,577	13	2.5*	6	1,831
8	4,447	19	2.5*	2	1,779
9	2,649	20	1.5*	3	1,766
10	3,455	18E	2	1	1,728
11	4,254	1	2.5*	6	1,702
12	4,218	4	2.5*	2	1,687
13	2,442	14	1.5*	4	1,628
14	2,355	15	1.5*	4	1,570
15	2,981	8	2	4	1,491
16	2,150	5	1.5*	3	1,433
17	4,879	12	3.5*	2	1,394
18	1,388	17W	.5*	1	1,388
19	2,000	17E	1.5*	2	1,333
20	1,318	9W	.5*	3	1,318
21	2,933	10	2.5*	5	1,173
22	1,074	9E	.5*	2	1,074
23	1,038	11E	.5*	1	1,038
24	803	18W	.5*	2	803

Statewide Total Filings Chancery, Probate, Juvenile: 88,925
Statewide Number of Judges: 49
Statewide Filings Per Judge: 1,815
* Indicates Judge is Circuit Judge and Chancellor

CIRCUIT COURT AND CHANCERY COURT DISPOSITION RATE

	CIRCUIT COURT			CHANCERY COURT		
Circuit	Filings	Terminations	Disposition Rate	Filings	Terminations	Disposition Rate
1	3,142	2,345	74.6	3,644	2,933	80.5
2	6,579	5,823	88.5	7,566	7,145	94.4
3	1,424	1,195	83.9	1,461	1,418	97.1
4	3,579	4,009	112.0	3,681	3,580	97.3
5	2,041	1,786	87.5	1,743	1,680	96.4
6	12,012	11,641	96.9	14,499	14,859	102.5
7	2,855	3,504	122.7	3,761	3,720	98.9
8	2,535	2,257	89.0	2,566	2,143	83.5
9E	887	934	105.3	909	846	93.1
9W	810	910	112.4	1,115	1,093	98.0
10	3,020	2,816	93.3	2,601	2,374	91.3
11E	1,007	1,042	103.5	896	996	111.2
11W	3,255	3,177	97.6	5,061	4,879	96.4
12	5,529	5,361	97.0	4,256	4,447	104.5
13	3,578	3,904	109.1	3,985	3,780	94.9
14	1,688	1,962	116.2	1,960	1,845	94.1
15	1,640	1,381	84.2	1,971	1,807	91.7
16	1,940	1,734	89.4	2,420	2,194	90.7
17E	1,436	1,566	109.1	1,747	1,739	99.5
17W	966	952	98.6	1,207	1,120	92.8
18E	1,615	1,679	104.0	2,859	2,734	95.6
18W	554	532	96.0	650	604	92.9
19	2,720	3,109	114.3	3,859	3,587	93.0
20	2,232	1,594	71.4	2,273	2,170	95.5
Statewide Totals	**67,044**	**65,213**	**97.3**	**76,690**	**73,693**	**96.1**

CIRCUIT COURT AND CHANCERY COURT PENDING CASES OVER TWO YEARS OLD

	Circuit Court		Chancery Court	
Circuit	Cases Pending	% Over 2 Years	Cases Pending	% Over 2 Years
1	324	9	750	23
2	980	16	1,025	21
3	233	16	58	7
4	696	15	41	4
5	131	10	236	19
6	462	7	329	6
7	779	21	243	13
8	267	14	344	18
9E	21	5	5	1
9W	65	14	27	6
10	340	13	139	10
11E	44	5	29	8
11W	153	5	125	7
12	112	3	101	5
13	228	10	276	12
14	86	9	92	10
15	42	3	43	4
16	41	3	426	26
17E	10	2	3	1
17W	82	13	149	20
18E	79	6	74	7
18W	59	13	59	15
19	396	19	34	3
20	132	7	75	6
Statewide Totals	**5,763**	**11**	**4,683**	**12**

LIMITED JURISDICTION COURTS



ALEXANDER/PULASKI 07/91 THRU 06/92

	FILINGS	CNV	DISM	APPL	FINES ASSESSED	FINES COLLECTED	COSTS ASSESSED	COSTS COLLECTE
NEG HOMICIDE	000000	000000	000000	000000				
MISDEMEANOR	000000	000000	000000	000000				
	000000	000000	000000	000000	$0000000	$0000000	$0000000	$0000000
FELONIES	000000	00000	BOUND	OVER				
DWI 1	000000	000000	000000	000000	$0000000	$0000000	$0000000	$0000000
DWI 2	000000	000000	000000	000000	$0000000	$0000000	$0000000	$0000000
DWI 3	000000	000000	000000	000000	$0000000	$0000000	$0000000	$0000000
OTHER TRAFF	000000	000000	000000	000000	$0000000	$0000000	$0000000	$0000000
	000000	000000	000000	000000	00000000	$0000000	$0000000	$0000000
SMALL CLAIMS	000084	000000					$0000780	$0001700
OTHER CIVIL	000000	000000					$0000000	$0000000
	000084	000000					$0000780	$0001700

ARKADELPHIA/CLARK 07/91 THRU 06/92

	FILINGS	CNV	DISM	APPL	FINES ASSESSED	FINES COLLECTED	COSTS ASSESSED	COSTS COLLECTE
NEG HOMICIDE	000000	000000	000000	000000				
MISDEMEANOR	003141	002812	000329	000000				
	003141	002812	000329	000000	$0165272	$0210257	$0150663	$0147317
FELONIES	000000	00000	BOUND	OVER				
DWI 1	000197	000186	000011	000000	$0000000	$0000000	$0000000	$0000000
DWI 2	000061	000058	000003	000000	$0000000	$0000000	$0000000	$0000000
DWI 3	000013	000013	000000	000000	$0000000	$0000000	$0000000	$0000000
OTHER TRAFF	004647	004350	000299	000000	$0000000	$0000000	$0000000	$0000000
	004918	004607	000313	000000	00000000	$0000000	$0000000	$0000000
SMALL CLAIMS	000328	000000					$0004535	$0009119
OTHER CIVIL	000675	000000					$0012773	$0021089
	001003	000000					$0017308	$0030208

ASH FLAT/SHARP 07/91 THRU 06/92

	FILINGS	CNV	DISM	APPL	FINES ASSESSED	FINES COLLECTED	COSTS ASSESSED	COSTS COLLECTE
NEG HOMICIDE	000000	000000	000000	000000				
MISDEMEANOR	000501	000438	000064	000000				
	000501	000438	000064	000000	$0002187	$0019606	$0001317	$0012047
FELONIES	000000	00000	BOUND	OVER				
DWI 1	000059	000057	000003	000003	$0007513	$0008050	$0006822	$0006646
DWI 2	000015	000013	000000	000000	$0007492	$0001378	$0002897	$0000948
DWI 3	000002	000002	000000	000000	$0001970	$0000202	$0000530	$0000000
OTHER TRAFF	001676	001404	000282	000000	$0002870	$0039078	$0005687	$0027369
	001752	001476	000285	000003	00019845	$0048708	$0015936	$0034963
SMALL CLAIMS	000326	000000					$0003179	$0006443
OTHER CIVIL	000064	000000					$0001156	$0001920
	000390	000000					$0004335	$0008363

ASHDOWN/LITTLE RIVER 07/91 THRU 06/92

	FILINGS	CNV	DISM	APPL	FINES ASSESSED	FINES COLLECTED	COSTS ASSESSED	COSTS COLLECTE
NEG HOMICIDE	000000	000000	000000	000000				
MISDEMEANOR	001773	001376	000280	000000				
	001773	001376	000280	000000	$0066465	$0053354	$0063832	$0051080
FELONIES	000000	00000	BOUND	OVER				
DWI 1	000114	000104	000008	000002	$0026043	$0016295	$0031730	$0025073
DWI 2	000000	000000	000000	000000	$0000000	$0000000	$0000000	$0000000
DWI 3	000000	000000	000000	000000	$0000000	$0000000	$0000000	$0000000
OTHER TRAFF	003434	003090	000183	000000	$0105823	$0099748	$0100020	$0167143
	003548	003194	000191	000002	00131866	$0116043	$0131750	$0192216
SMALL CLAIMS	000161	000150					$0005009	$0005009
OTHER CIVIL	000000	000000					$0000000	$0000000
	000161	000150					$0005009	$0005009

AUGUSTA/WOODRUFF 07/91 THRU 06/92

	FILINGS	CNV	DISM	APPL	FINES ASSESSED	FINES COLLECTED	COSTS ASSESSED	COSTS COLLECTE
NEG HOMICIDE	000000	000000	000000	000000				
MISDEMEANOR	000705	000312	000088	000000				
	000705	000312	000088	000000	$0016080	$0009851	$0013061	$0007890
FELONIES	000000	00009 BOUND OVER						
DWI 1	000060	000035	000000	000002	$0013800	$0001700	$0013334	$0002550
DWI 2	000014	000003	000001	000000	$0002700	$0000316	$0001263	$0000000
DWI 3	000002	000000	000000	000001	$0001000	$0000000	$0000317	$0000000
OTHER TRAFF	001049	000733	000079	000003	$0026389	$0023204	$0032690	$0030405
	001125	000771	000080	000006	00043889	$0025220	$0047604	$0032955
SMALL CLAIMS	000101	000093					$0001825	$0001825
OTHER CIVIL	000020	000015					$0000385	$0000385
	000121	000108					$0002210	$0002210

BATESVILLE/INDEPENDENCE 07/91 THRU 06/92

	FILINGS	CNV	DISM	APPL	FINES ASSESSED	FINES COLLECTED	COSTS ASSESSED	COSTS COLLECTE
NEG HOMICIDE	000000	000000	000000	000000				
MISDEMEANOR	001236	000090	000253	000002				
	001236	000090	000253	000002	$0072134	$0103647	$0031022	$0049386
FELONIES	000000	00006 BOUND OVER						
DWI 1	000164	000013	000014	000001	$0107092	$0080638	$0055135	$0054094
DWI 2	000000	000000	000000	000000	$0000000	$0002497	$0000000	$0000634
DWI 3	000000	000000	000000	000000	$0000000	$0003031	$0000000	$0000323
OTHER TRAFF	002165	000264	000475	000000	$0081607	$0075467	$0051087	$0049934
	002329	000277	000489	000001	00188699	$0161603	$0106222	$0104985
SMALL CLAIMS	000138	000084					$0003101	$0003101
OTHER CIVIL	001089	000227					$0019787	$0019787
	001227	000311					$0022888	$0022888

BEEBE/WHITE 07/91 THRU 06/92

	FILINGS	CNV	DISM	APPL	FINES ASSESSED	FINES COLLECTED	COSTS ASSESSED	COSTS COLLECTE
NEG HOMICIDE	000000	000000	000000	000000				
MISDEMEANOR	000822	000659	000163	000002				
	000822	000659	000163	000002	$0030420	$0026143	$0031384	$0021866
FELONIES	000000	00003	BOUND	OVER				
DWI 1	000102	000097	000005	000009	$0038852	$0023743	$0030104	$0024194
DWI 2	000024	000022	000002	000003	$0016080	$0005123	$0006921	$0003519
DWI 3	000003	000002	000001	000000	$0002072	$0000615	$0000628	$0000100
OTHER TRAFF	000699	000543	000151	000001	$0033272	$0016350	$0023730	$0012783
	000828	000669	000159	000013	00090276	$0045831	$0066383	$0040596
SMALL CLAIMS	000036	000027					$0000373	$0000373
OTHER CIVIL	000016	000012					$0000262	$0000262
	000052	000039					$0000635	$0000635

BENTON COUNTY-WEST/BENTON 07/91 THRU 06/92

	FILINGS	CNV	DISM	APPL	FINES ASSESSED	FINES COLLECTED	COSTS ASSESSED	COSTS COLLECTE
NEG HOMICIDE	000000	000000	000000	000000				
MISDEMEANOR	000000	000000	000000	000000				
	000000	000000	000000	000000	$0000000	$0000000	$0000000	$0000000
FELONIES	000000	00000	BOUND	OVER				
DWI 1	000035	000030	000005	000000	$0000000	$0000000	$0000000	$0000000
DWI 2	000002	000002	000000	000000	$0000000	$0000000	$0000000	$0000000
DWI 3	000000	000000	000000	000000	$0000000	$0000000	$0000000	$0000000
OTHER TRAFF	002009	000000	000000	000000	$0000000	$0107670	$0000000	$0007113
	002046	000032	000005	000000	00000000	$0107670	$0000000	$0007113
SMALL CLAIMS	000011	000000					$0000000	$0000170
OTHER CIVIL	000002	000000					$0000000	$0000034
	000013	000000					$0000000	$0000204

BENTON/SALINE 07/91 THRU 06/92

	FILINGS	CNV	DISM	APPL	FINES ASSESSED	FINES COLLECTED	COSTS ASSESSED	COSTS COLLECTE
NEG HOMICIDE	000000	000000	000000	000000				
MISDEMEANOR	004865	001520	001411	000034				
	004865	001520	001411	000034	$0159474	$0083526	$0112863	$0063866
FELONIES	000000	00000	BOUND OVER					
DWI 1	000319	000155	000017	000022	$0060452	$0022988	$0065700	$0029081
DWI 2	000063	000017	000004	000000	$0016745	$0006200	$0010803	$0005218
DWI 3	000024	000007	000000	000000	$0010008	$0002260	$0003465	$0001402
OTHER TRAFF	001566	000788	000312	000014	$0057009	$0135294	$0047732	$0136677
	001972	000967	000333	000036	00144214	$0166742	$0127700	$0172378
SMALL CLAIMS	000236	000217					$0006013	$0006013
OTHER CIVIL	000215	000196					$0006608	$0006608
	000451	000413					$0012621	$0012621

BENTONVILLE/BENTON 07/91 THRU 06/92

	FILINGS	CNV	DISM	APPL	FINES ASSESSED	FINES COLLECTED	COSTS ASSESSED	COSTS COLLECTE
NEG HOMICIDE	000000	000000	000000	000000				
MISDEMEANOR	002260	001138	000393	000006				
	002260	001138	000393	000006	$0074157	$0035302	$0034024	$0028628
FELONIES	000000	00017	BOUND OVER					
DWI 1	000431	000167	000029	000029	$0074985	$0058717	$0054190	$0037540
DWI 2	000065	000022	000003	000003	$0009749	$0003504	$0006832	$0002242
DWI 3	000011	000003	000001	000000	$0002500	$0000000	$0000645	$0000000
OTHER TRAFF	004341	002639	000370	000000	$0083691	$0062143	$0074502	$0068040
	004848	002831	000403	000032	00170925	$0124364	$0136219	$0107822
SMALL CLAIMS	000214	000216					$0006290	$0006290
OTHER CIVIL	000041	000041					$0001513	$0001513
	000255	000257					$0007803	$0007803

BERRYVILLE/CARROLL 07/91 THRU 06/92

	FILINGS	CNV	DISM	APPL	FINES ASSESSED	FINES COLLECTED	COSTS ASSESSED	COSTS COLLECTE
NEG HOMICIDE	000000	000000	000000	000000				
MISDEMEANOR	000000	000000	000000	000000				
	000000	000000	000000	000000	$0000000	$0000000	$0000000	$0000000
FELONIES	000000	00000	BOUND OVER					
DWI 1	000166	000000	000000	000000	$0000000	$0000000	$0000000	$0000000
DWI 2	000024	000000	000000	000000	$0000000	$0000000	$0000000	$0000000
DWI 3	000010	000000	000000	000000	$0000000	$0000000	$0000000	$0000000
OTHER TRAFF	002190	000000	000000	000000	$0000000	$0000000	$0000000	$0147775
	002390	000000	000000	000000	00000000	$0000000	$0000000	$0147775
SMALL CLAIMS	000331	000000					$0003463	$0011077
OTHER CIVIL	000211	000000					$0004293	$0005780
	000592	000000					$0007756	$0016857

BISCOE/PRAIRIE 07/91 THRU 06/92

	FILINGS	CNV	DISM	APPL	FINES ASSESSED	FINES COLLECTED	COSTS ASSESSED	COSTS COLLECTE
NEG HOMICIDE	000000	000000	000000	000000				
MISDEMEANOR	000001	000000	000000	000000				
	000001	000000	000000	000000	$0000469	$0000469	$0000031	$0000031
FELONIES	000000	00000	BOUND OVER					
DWI 1	000003	000000	000000	000000	$0000969	$0000969	$0000843	$0000843
DWI 2	000000	000000	000000	000000	$0000000	$0000000	$0000000	$0000000
DWI 3	000000	000000	000000	000000	$0000000	$0000000	$0000000	$0000000
OTHER TRAFF	000164	000000	000000	000000	$0007301	$0006582	$0005124	$0008843
	000167	000000	000000	000000	00008270	$0007551	$0005967	$0009686
SMALL CLAIMS	000000	000000					$0000000	$0000000
OTHER CIVIL	000000	000000					$0000000	$0000000
	000000	000000					$0000000	$0000000

BLYTHEVILLE/MISSISSIPPI 07/91 THRU 06/92

	FILINGS	CNV	DISM	APPL	FINES ASSESSED	FINES COLLECTED	COSTS ASSESSED	COSTS COLLECTE
NEG HOMICIDE	000000	000000	000000	000000				
MISDEMEANOR	001790	001345	000445	000021				
	001790	001345	000445	000021	$0126185	$0108246	$0075424	$0057795
FELONIES	000000	00383 BOUND OVER						
DWI 1	000365	000349	000016	000013	$0104655	$0054898	$0109138	$0070469
DWI 2	000077	000073	000004	000000	$0036100	$0014832	$0022817	$0013917
DWI 3	000017	000016	000001	000002	$0016000	$0006185	$0005023	$0003749
OTHER TRAFF	004749	004313	000436	000014	$0137404	$0176529	$0199915	$0198839
	005208	004751	000457	000029	00294159	$0252494	$0336893	$0286974
SMALL CLAIMS	000000	000000					$0000000	$0000000
OTHER CIVIL	001024	000919					$0040200	$0040200
	001024	000919					$0040200	$0040200

BOONEVILLE/LOGAN 07/91 THRU 06/92

	FILINGS	CNV	DISM	APPL	FINES ASSESSED	FINES COLLECTED	COSTS ASSESSED	COSTS COLLECTE
NEG HOMICIDE	000000	000000	000000	000000				
MISDEMEANOR	000472	000393	000079	000000				
	000472	000393	000079	000000	$0012566	$0015096	$0005799	$0010219
FELONIES	000000	00001 BOUND OVER						
DWI 1	000055	000045	000009	000001	$0012964	$0004231	$0005000	$0006688
DWI 2	000004	000004	000000	000000	$0002227	$0001221	$0000922	$0000804
DWI 3	000000	000000	000000	000000	$0000000	$0000000	$0000000	$0000000
OTHER TRAFF	000531	000473	000057	000000	$0020174	$0021572	$0012985	$0016610
	000590	000522	000066	000001	00035365	$0027024	$0018907	$0024102
SMALL CLAIMS	000079	000074					$0028385	$0003441
OTHER CIVIL	000016	000013					$0005188	$0001710
	000095	000087					$0033573	$0005151

BRINKLEY/MONROE 07/91 THRU 06/92

	FILINGS	CNV	DISM	APPL	FINES ASSESSED	FINES COLLECTED	COSTS ASSESSED	COSTS COLLECTE
NEG HOMICIDE	000000	000000	000000	000000				
MISDEMEANOR	001242	000770	000074	000008				
	001242	000770	000074	000008	$0056525	$0032763	$0047931	$0033650
FELONIES	000006	00046 BOUND OVER						
DWI 1	000092	000052	000001	000004	$0046600	$0010647	$0024034	$0011204
DWI 2	000018	000007	000000	000001	$0007500	$0002198	$0004743	$0002297
DWI 3	000002	000001	000000	000000	$0001900	$0000000	$0000648	$0000648
OTHER TRAFF	002624	001386	000025	000000	$0071894	$0055172	$0077545	$0059612
	002736	001446	000026	000005	$0127894	$0068017	$0106970	$0073761
SMALL CLAIMS	000065	000018					$0001425	$0001425
OTHER CIVIL	000015	000000					$0000276	$0000276
	000080	000018					$0001701	$0001701

BRYANT/SALINE 07/91 THRU 06/92

	FILINGS	CNV	DISM	APPL	FINES ASSESSED	FINES COLLECTED	COSTS ASSESSED	COSTS COLLECTE
NEG HOMICIDE	000000	000000	000000	000000				
MISDEMEANOR	000858	000000	000000	000000				
	000858	000000	000000	000000	$0030230	$0030072	$0029637	$0027971
FELONIES	000000	00000 BOUND OVER						
DWI 1	000164	000000	000000	000000	$0010143	$0016240	$0011492	$0022651
DWI 2	000033	000000	000000	000000	$0002440	$0002676	$0001608	$0002479
DWI 3	000010	000000	000000	000000	$0001676	$0000000	$0000652	$0000000
OTHER TRAFF	006670	000000	000000	000000	$0137980	$0120019	$0152422	$0144716
	006877	000000	000000	000000	$0152239	$0138935	$0166174	$0169846
SMALL CLAIMS	000000	000000					$0000000	$0000000
OTHER CIVIL	000000	000000					$0000000	$0000000
	000000	000000					$0000000	$0000000

CABOT/LONOKE 07/91 THRU 06/92

	FILINGS	CNV	DISM	APPL	FINES ASSESSED	FINES COLLECTED	COSTS ASSESSED	COSTS COLLECTE
NEG HOMICIDE	000000	000000	000000	000000				
MISDEMEANOR	001990	001484	000233	000000				
	001990	001484	000233	000000	$0133849	$0016662	$0106410	$0010705
FELONIES	000004	00020	BOUND	OVER				
DWI 1	000184	000162	000004	000000	$0061653	$0007627	$0038726	$0002837
DWI 2	000038	000032	000000	000000	$0024288	$0001125	$0007019	$0000366
DWI 3	000010	000008	000001	000000	$0006201	$0000000	$0001355	$0000000
OTHER TRAFF	004131	001690	000169	000000	$0109249	$0024069	$0065319	$0012170
	004363	001892	000174	000000	00201391	$0032821	$0112419	$0015373
SMALL CLAIMS	000096	000100					$0002909	$0002770
OTHER CIVIL	000031	000030					$0001097	$0001250
	000127	000130					$0004006	$0004020

CAMDEN/OUACHITA 07/91 THRU 06/92

	FILINGS	CNV	DISM	APPL	FINES ASSESSED	FINES COLLECTED	COSTS ASSESSED	COSTS COLLECTE
NEG HOMICIDE	000000	000000	000000	000000				
MISDEMEANOR	003693	000000	000000	000000				
	003693	000000	000000	000000	$0104578	$0070268	$0060510	$0048090
FELONIES	000000	00000	BOUND	OVER				
DWI 1	000147	000000	000000	000002	$0047987	$0037761	$0038775	$0033449
DWI 2	000000	000000	000000	000000	$0000000	$0000000	$0000000	$0000000
DWI 3	000000	000000	000000	000000	$0000000	$0000000	$0000000	$0000000
OTHER TRAFF	004533	000000	000000	000000	$0103368	$0094137	$0149155	$0135327
	004680	000000	000000	000002	00151355	$0131898	$0187930	$0168776
SMALL CLAIMS	000395	000395					$0011174	$0011174
OTHER CIVIL	000577	000577					$0024715	$0024715
	000972	000972					$0035889	$0035889

CARLISLE/LONOKE 07/91 THRU 06/92

	FILINGS	CNV	DISM	APPL	FINES ASSESSED	FINES COLLECTED	COSTS ASSESSED	COSTS COLLECTE
NEG HOMICIDE	000000	000000	000000	000000				
MISDEMEANOR	000215	000183	000031	000000				
	000215	000183	000031	000000	$0015094	$0008233	$0012199	$0007713
FELONIES	000000	00001	BOUND	OVER				
DWI 1	000036	000036	000000	000002	$0009217	$0002265	$0010500	$0003650
DWI 2	000007	000007	000000	000000	$0003150	$0000100	$0002100	$0000150
DWI 3	000002	000002	000000	000000	$0001905	$0000000	$0000600	$0000100
OTHER TRAFF	000898	000721	000177	000001	$0035132	$0024801	$0028262	$0024540
	000943	000766	000177	000003	00049404	$0027166	$0041462	$0023440
SMALL CLAIMS	000025	000025					$0000816	$0000816
OTHER CIVIL	000000	000000					$0000000	$0000000
	000025	000025					$0000816	$0000816

CHARLESTON/FRANKLIN 07/91 THRU 06/92

	FILINGS	CNV	DISM	APPL	FINES ASSESSED	FINES COLLECTED	COSTS ASSESSED	COSTS COLLECTE
NEG HOMICIDE	000000	000000	000000	000000				
MISDEMEANOR	000097	000092	000008	000000				
	000097	000092	000008	000000	$0007467	$0006565	$0003951	$0003675
FELONIES	000000	00000	BOUND	OVER				
DWI 1	000006	000004	000002	000003	$0001150	$0000768	$0001600	$0001152
DWI 2	000001	000002	000000	000001	$0000888	$0000734	$0000612	$0000321
DWI 3	000000	000000	000000	000000	$0000000	$0000000	$0000000	$0000000
OTHER TRAFF	000266	000278	000022	000000	$0012131	$0020134	$0011386	$0010561
	000273	000284	000024	000004	00014169	$0021656	$0013598	$0012034
SMALL CLAIMS	000021	000010					$0000468	$0000468
OTHER CIVIL	000005	000005					$0000136	$0000126
	000026	000015					$0000604	$0000594

CLARENDON/MONROE 07/91 THRU 06/92

	FILINGS	CNV	DISM	APPL	FINES ASSESSED	FINES COLLECTED	COSTS ASSESSED	COSTS COLLECTE
NEG HOMICIDE	000000	000000	000000	000000				
MISDEMEANOR	000000	000000	000000	000000				
	000000	000000	000000	000000	$0000000	$0000000	$0000000	$0000000
FELONIES	000000	00000 BOUND OVER						
DWI 1	000000	000000	000000	000000	$0000000	$0000000	$0000000	$0000000
DWI 2	000000	000000	000000	000000	$0000000	$0000000	$0000000	$0000000
DWI 3	000000	000000	000000	000000	$0000000	$0000000	$0000000	$0000000
OTHER TRAFF	000000	000000	000000	000000	$0000000	$0000000	$0000000	$0000000
	000000	000000	000000	000000	00000000	$0000000	$0000000	$0000000
SMALL CLAIMS	000000	000000					$0000000	$0000000
OTHER CIVIL	000000	000000					$0000000	$0000000
	000000	000000					$0000000	$0000000

CLARKSVILLE/JOHNSON 07/91 THRU 06/92

	FILINGS	CNV	DISM	APPL	FINES ASSESSED	FINES COLLECTED	COSTS ASSESSED	COSTS COLLECTE
NEG HOMICIDE	000000	000000	000000	000000				
MISDEMEANOR	001668	000559	000174	000005				
	001668	000559	000174	000005	$0025538	$0018158	$0022378	$0025154
FELONIES	000000	00049 BOUND OVER						
DWI 1	000117	000072	000001	000000	$0014962	$0005927	$0025944	$0011851
DWI 2	000020	000010	000000	000000	$0005350	$0001750	$0003823	$0001284
DWI 3	000008	000004	000000	000000	$0003600	$0000000	$0001263	$0000000
OTHER TRAFF	002138	001337	000269	000000	$0045707	$0035064	$0045225	$0037455
	002283	001423	000270	000000	00069619	$0042741	$0076255	$0050590
SMALL CLAIMS	000336	000299					$0007079	$0007079
OTHER CIVIL	000193	000224					$0003563	$0003563
	000529	000523					$0010642	$0010642

CLINTON/VAN BUREN 07/91 THRU 06/92

	FILINGS	CNV	DISM	APPL	FINES ASSESSED	FINES COLLECTED	COSTS ASSESSED	COSTS COLLECTE
NEG HOMICIDE	000000	000000	000000	000000				
MISDEMEANOR	000702	000114	000070	000002				
	000702	000114	000070	000002	$0019580	$0033437	$0019630	$0027338
FELONIES	000000	00000	BOUND	OVER				
DWI 1	000109	000027	000004	000001	$0010800	$0017385	$0012212	$0019084
DWI 2	000043	000008	000002	000000	$0010238	$0009203	$0007121	$0005517
DWI 3	000009	000001	000000	000000	$0004099	$0003632	$0001344	$0000710
OTHER TRAFF	001126	000181	000252	000000	$0034746	$0050238	$0028765	$0046805
	001237	000217	000258	000001	00059883	$0080508	$0049442	$0072116
SMALL CLAIMS	000100	000099					$0002395	$0002377
OTHER CIVIL	000051	000050					$0001384	$0001348
	000151	000149					$0003779	$0003725

CONWAY/FAULKNER 07/91 THRU 06/92

	FILINGS	CNV	DISM	APPL	FINES ASSESSED	FINES COLLECTED	COSTS ASSESSED	COSTS COLLECTE
NEG HOMICIDE	000000	000000	000000	000000				
MISDEMEANOR	005595	002619	000682	000001				
	005595	002619	000682	000001	$0123985	$0077259	$0160492	$0112272
FELONIES	000000	00000	BOUND	OVER				
DWI 1	000297	000153	000004	000001	$0041524	$0008842	$0054160	$0011699
DWI 2	000069	000027	000000	000000	$0017250	$0001338	$0009266	$0000692
DWI 3	000028	000005	000001	000000	$0010883	$0000000	$0001658	$0000000
OTHER TRAFF	007797	002876	000733	000000	$0100416	$0076299	$0159869	$0132537
	008191	003061	000738	000001	00170073	$0086529	$0224953	$0144928
SMALL CLAIMS	000574	000000					$0027190	$0016453
OTHER CIVIL	000998	000000					$0031235	$0031235
	001572	000000					$0058425	$0047688

CORNING/CLAY 07/91 THRU 06/92

	FILINGS	CNV	DISM	APPL	FINES ASSESSED	FINES COLLECTED	COSTS ASSESSED	COSTS COLLECTE
NEG HOMICIDE	000000	000000	000000	000000				
MISDEMEANOR	000360	000000	000000	000000				
	000360	000000	000000	000000	$0000746	$0022517	$0000000	$0011803
FELONIES	000000	00000	BOUND	OVER				
DWI 1	000016	000000	000000	000000	$0000000	$0005159	$0000000	$0000599
DWI 2	000001	000000	000000	000000	$0000000	$0000230	$0000000	$0000040
DWI 3	000000	000000	000000	000000	$0000000	$0000000	$0000000	$0000000
OTHER TRAFF	000967	000000	000000	000000	$0000000	$0032593	$0000000	$0037053
	000984	000000	000000	000000	00000000	$0037982	$0000000	$0037692
SMALL CLAIMS	000000	000000					$0000000	$0000000
OTHER CIVIL	000000	000000					$0000000	$0000000
	000000	000000					$0000000	$0000000

CROSSETT/ASHLEY 07/91 THRU 06/92

	FILINGS	CNV	DISM	APPL	FINES ASSESSED	FINES COLLECTED	COSTS ASSESSED	COSTS COLLECTE
NEG HOMICIDE	000000	000000	000000	000000				
MISDEMEANOR	000906	000524	000253	000009				
	000906	000524	000253	000009	$0055135	$0039946	$0019535	$0018065
FELONIES	000012	00025	BOUND	OVER				
DWI 1	000064	000052	000001	000002	$0028069	$0048884	$0010158	$0008186
DWI 2	000018	000011	000000	000001	$0008084	$0002659	$0001920	$0001302
DWI 3	000003	000002	000000	000001	$0002410	$0000000	$0000383	$0000000
OTHER TRAFF	001343	000973	000221	000001	$0042012	$0034144	$0060395	$0051684
	001428	001038	000222	000005	00080575	$0085687	$0072856	$0061172
SMALL CLAIMS	000372	000337					$0014491	$0014491
OTHER CIVIL	000072	000073					$0003230	$0003230
	000444	000410					$0017721	$0017721

DARDANELLE/YELL 07/91 THRU 06/92

	FILINGS	CNV	DISM	APPL	FINES ASSESSED	FINES COLLECTED	COSTS ASSESSED	COSTS COLLECTE
NEG HOMICIDE	000000	000000	000000	000000				
MISDEMEANOR	001865	001659	000046	000007				
	001865	001659	000046	000007	$0054227	$0047162	$0036981	$0037791
FELONIES	000000	00000	BOUND	OVER				
DWI 1	000082	000076	000000	000012	$0028897	$0011048	$0020940	$0015268
DWI 2	000022	000020	000000	000003	$0015699	$0002636	$0004537	$0002130
DWI 3	000007	000003	000000	000000	$0005358	$0000000	$0000642	$0000000
OTHER TRAFF	001022	000913	000031	000010	$0027256	$0025545	$0023948	$0023035
	001133	001012	000031	000025	00077210	$0039229	$0050067	$0040433
SMALL CLAIMS	000727	000110					$0016146	$0020148
OTHER CIVIL	000035	000005					$0000664	$0001009
	000762	000115					$0016810	$0021157

DEQUEEN/SEVIER 07/91 THRU 06/92

	FILINGS	CNV	DISM	APPL	FINES ASSESSED	FINES COLLECTED	COSTS ASSESSED	COSTS COLLECTE
NEG HOMICIDE	000000	000000	000000	000000				
MISDEMEANOR	003113	001033	002202	000000				
	003113	001033	002202	000000	$0086555	$0000000	$0057184	$0000000
FELONIES	000000	00004	BOUND	OVER				
DWI 1	000254	000271	000026	000000	$0078218	$0000000	$0049584	$0000000
DWI 2	000037	000033	000007	000000	$0028842	$0000000	$0007197	$0000000
DWI 3	000010	000009	000002	000000	$0010572	$0000000	$0001702	$0000000
OTHER TRAFF	002264	001382	000922	000000	$0051790	$0006246	$0060010	$0000000
	002565	001695	000957	000000	00169422	$0006246	$0118493	$0000000
SMALL CLAIMS	000161	000085					$0002968	$0002968
OTHER CIVIL	000050	000032					$0001065	$0001065
	000211	000117					$0004033	$0004033

DERMOTT/CHICOT 07/91 THRU 06/92

	FILINGS	CNV	DISM	APPL	FINES ASSESSED	FINES COLLECTED	COSTS ASSESSED	COSTS COLLECTE
NEG HOMICIDE	000000	000000	000000	000000				
MISDEMEANOR	000321	000166	000051	000002				
	000321	000166	000051	000002	$0017662	$0008951	$0006582	$0003838
FELONIES	000000	00018	BOUND	OVER				
DWI 1	000059	000041	000001	000004	$0011132	$0004222	$0012907	$0003812
DWI 2	000010	000005	000000	000000	$0001839	$0001121	$0001513	$0001542
DWI 3	000000	000000	000000	000000	$0000000	$0000000	$0000000	$0000000
OTHER TRAFF	000801	000531	000075	000001	$0023082	$0015352	$0020606	$0019253
	000870	000577	000076	000005	00036053	$0020695	$0035026	$0024607
SMALL CLAIMS	000009	000001					$0000164	$0000164
OTHER CIVIL	000060	000014					$0001388	$0001388
	000069	000015					$0001552	$0001552

DES ARC/PRAIRIE 07/91 THRU 06/92

	FILINGS	CNV	DISM	APPL	FINES ASSESSED	FINES COLLECTED	COSTS ASSESSED	COSTS COLLECTE
NEG HOMICIDE	000000	000000	000000	000000				
MISDEMEANOR	000314	000228	000023	000002				
	000314	000228	000023	000002	$0014564	$0009135	$0012384	$0010812
FELONIES	000000	00008	BOUND	OVER				
DWI 1	000026	000025	000001	000000	$0008518	$0004552	$0007535	$0004558
DWI 2	000007	000007	000000	000000	$0004937	$0002904	$0001696	$0002086
DWI 3	000000	000000	000000	000000	$0000000	$0000393	$0000000	$0000332
OTHER TRAFF	000461	000373	000018	000000	$0011495	$0010073	$0013825	$0011444
	000494	000405	000019	000000	00024944	$0017922	$0023056	$0018420
SMALL CLAIMS	000072	000074					$0002229	$0002129
OTHER CIVIL	000001	000000					$0000022	$0000022
	000073	000074					$0002251	$0002151

DEVALLS BLUFF/PRAIRIE 07/91 THRU 06/92

	FILINGS	CNV	DISM	APPL	FINES ASSESSED	FINES COLLECTED	COSTS ASSESSED	COSTS COLLECTE
NEG HOMICIDE	000000	000000	000000	000000				
MISDEMEANOR	000164	000096	000012	000000				
	000164	000096	000012	000000	$0011238	$0005173	$0003007	$0001562
FELONIES	000000	00000	BOUND	OVER				
DWI 1	000010	000005	000001	000000	$0001775	$0000596	$0001244	$0000296
DWI 2	000001	000001	000000	000000	$0000520	$0000520	$0000296	$0000296
DWI 3	000001	000000	000000	000000	$0000000	$0000000	$0000000	$0000000
OTHER TRAFF	000572	000454	000014	000000	$0021664	$0017083	$0011634	$0009787
	000584	000460	000015	000000	00023959	$0018199	$0013174	$0010379
SMALL CLAIMS	000000	000000					$0000000	$0000000
OTHER CIVIL	000000	000000					$0000000	$0000000
	000000	000000					$0000000	$0000000

DEWITT/ARKANSAS 07/91 THRU 06/92

	FILINGS	CNV	DISM	APPL	FINES ASSESSED	FINES COLLECTED	COSTS ASSESSED	COSTS COLLECTE
NEG HOMICIDE	000000	000000	000000	000000				
MISDEMEANOR	000372	000321	000051	000000				
	000372	000321	000051	000000	$0035828	$0011450	$0012117	$0006448
FELONIES	000000	00000	BOUND	OVER				
DWI 1	000048	000046	000002	000000	$0019815	$0010622	$0014685	$0007970
DWI 2	000004	000004	000000	000000	$0004174	$0000000	$0001276	$0000000
DWI 3	000000	000000	000000	000000	$0000000	$0000000	$0000000	$0000000
OTHER TRAFF	000829	000755	000074	000000	$0028832	$0016968	$0030308	$0024424
	000881	000805	000076	000000	00052821	$0027590	$0046269	$0032394
SMALL CLAIMS	000110	000110					$0002353	$0002353
OTHER CIVIL	000067	000067					$0001442	$0001442
	000177	000177					$0003795	$0003795

DUMAS/DESHA 07/91 THRU 06/92

	FILINGS	CNV	DISM	APPL	FINES ASSESSED	FINES COLLECTED	COSTS ASSESSED	COSTS COLLECTE
NEG HOMICIDE	000000	000000	000000	000000				
MISDEMEANOR	001623	000759	000881	000000				
	001623	000759	000881	000000	$0157159	$0000000	$0041030	$0000000
FELONIES	000000	00000	BOUND	OVER				
DWI 1	000152	000144	000012	000000	$0020364	$0000000	$0042859	$0000000
DWI 2	000025	000020	000002	000000	$0007629	$0000000	$0006263	$0000000
DWI 3	000011	000005	000001	000000	$0004462	$0000000	$0001530	$0000000
OTHER TRAFF	001552	001068	000414	000000	$0064025	$0000000	$0041413	$0000000
	001740	001237	000429	000000	00096480	$0000000	$0092115	$0000000
SMALL CLAIMS	000160	000037					$0003207	$0002058
OTHER CIVIL	000327	000059					$0007489	$0004988
	000487	000096					$0010696	$0007046

EAST CAMDEN/OUACHITA 07/91 THRU 06/92

	FILINGS	CNV	DISM	APPL	FINES ASSESSED	FINES COLLECTED	COSTS ASSESSED	COSTS COLLECTE
NEG HOMICIDE	000000	000000	000000	000000				
MISDEMEANOR	000015	000000	000003	000000				
	000015	000000	000003	000000	$0001377	$0000362	$0000685	$0000388
FELONIES	000000	00000	BOUND	OVER				
DWI 1	000002	000000	000000	000000	$0000700	$0000000	$0000638	$0000000
DWI 2	000000	000000	000000	000000	$0000000	$0000000	$0000000	$0000000
DWI 3	000000	000000	000000	000000	$0000000	$0000000	$0000000	$0000000
OTHER TRAFF	000041	000000	000007	000000	$0001437	$0000828	$0003484	$0001570
	000043	000000	000007	000000	00002137	$0000828	$0004122	$0001570
SMALL CLAIMS	000000	000000					$0000000	$0000000
OTHER CIVIL	000000	000000					$0000000	$0000000
	000000	000000					$0000000	$0000000

EL DORADO/UNION 07/91 THRU 06/92

	FILINGS	CNV	DISM	APPL	FINES ASSESSED	FINES COLLECTED	COSTS ASSESSED	COSTS COLLECTE
NEG HOMICIDE	000000	000000	000000	000000				
MISDEMEANOR	003952	003062	000989	000000				
	003952	003062	000989	000000	$0299468	$0103270	$0139753	$0059357
FELONIES	000000	00691	BOUND	OVER				
DWI 1	000254	000223	000009	000000	$0132150	$0040611	$0071614	$0034416
DWI 2	000030	000042	000001	000000	$0027950	$0000030	$0012930	$0000000
DWI 3	000003	000010	000000	000000	$0019000	$0016160	$0002754	$0013557
OTHER TRAFF	004868	004163	000426	000000	$0189022	$0103459	$0186913	$0133053
	005155	004443	000436	000000	00368122	$0160230	$0274211	$0181026
SMALL CLAIMS	002168	000000					$0040231	$0045318
OTHER CIVIL	000384	001255					$0008398	$0009578
	002552	001255					$0048629	$0054896

ELKINS/WASHINGTON 07/91 THRU 06/92

	FILINGS	CNV	DISM	APPL	FINES ASSESSED	FINES COLLECTED	COSTS ASSESSED	COSTS COLLECTE
NEG HOMICIDE	000000	000000	000000	000000				
MISDEMEANOR	000814	000000	000026	000000				
	000814	000000	000026	000000	$0013422	$0005549	$0010711	$0012359
FELONIES	000000	00000	BOUND	OVER				
DWI 1	000175	000000	000003	000000	$0013350	$0010647	$0016427	$0017355
DWI 2	000041	000000	000000	000000	$0006300	$0004026	$0003798	$0002566
DWI 3	000013	000000	000000	000000	$0000900	$0001509	$0000309	$0000435
OTHER TRAFF	001342	000000	000024	000000	$0016865	$0026299	$0011844	$0021521
	001571	000000	000027	000000	00037415	$004248.	$0032378	$0041877
SMALL CLAIMS	000000	000000					$0000000	$0000000
OTHER CIVIL	000000	000000					$0000000	$0000000
	000000	000000					$0000000	$0000000

ENGLAND/LONOKE 07/91 THRU 06/92

	FILINGS	CNV	DISM	APPL	FINES ASSESSED	FINES COLLECTED	COSTS ASSESSED	COSTS COLLECTE
NEG HOMICIDE	000000	000000	000000	000000				
MISDEMEANOR	000000	000000	000000	000000				
	000000	000000	000000	000000	$0000000	$0000000	$0000000	$0000000
FELONIES	000000	00000 BOUND OVER						
DWI 1	000054	000000	000000	000000	$0019605	$0000357	$0010095	$0000193
DWI 2	000008	000000	000000	000000	$0005026	$0000000	$0001475	$0000000
DWI 3	000004	000000	000000	000000	$0003558	$0000000	$0000742	$0000000
OTHER TRAFF	000349	000000	000000	000000	$0010466	$0004711	$0014493	$0006798
	000415	000000	000000	000000	00038655	$0005068	$0026805	$0006991
SMALL CLAIMS	000181	000000					$0002450	$0002450
OTHER CIVIL	000000	000000					$0000000	$0000000
	000181	000000					$0002450	$0002450

EUDORA/CHICOT 07/91 THRU 06/92

	FILINGS	CNV	DISM	APPL	FINES ASSESSED	FINES COLLECTED	COSTS ASSESSED	COSTS COLLECTE
NEG HOMICIDE	000000	000000	000000	000000				
MISDEMEANOR	000576	000162	000362	000001				
	000576	000162	000362	000001	$0021496	$0011913	$0008826	$0006131
FELONIES	000000	00006 BOUND OVER						
DWI 1	000041	000030	000003	000000	$0006125	$0003291	$0007580	$0005947
DWI 2	000001	000001	000000	000000	$0001195	$0000000	$0000305	$0000000
DWI 3	000000	000000	000000	000000	$0000000	$0000000	$0000000	$0000000
OTHER TRAFF	000518	000353	000061	000000	$0019862	$0020187	$0023445	$0011068
	000560	000384	000064	000000	00027182	$0023478	$0031330	$0017015
SMALL CLAIMS	000074	000057					$0002320	$0002320
OTHER CIVIL	000002	000002					$0000071	$0000071
	000076	000059					$0002391	$0002391

EUREKA SPRINGS/CARROLL 07/91 THRU 06/92

	FILINGS	CNV	DISM	APPL	FINES ASSESSED	FINES COLLECTED	COSTS ASSESSED	COSTS COLLECTE
NEG HOMICIDE	000000	000000	000000	000000				
MISDEMEANOR	000306	000176	000014	000000				
	000306	000176	000014	000000	$0017490	$0011971	$0010685	$0008220
FELONIES	000000	00002	BOUND	OVER				
DWI 1	000225	000071	000003	000018	$0024655	$0019713	$0030907	$0017310
DWI 2	000043	000012	000000	000000	$0006100	$0000000	$0003845	$0000000
DWI 3	000017	000025	000000	000000	$0005050	$0000000	$0001933	$0000000
OTHER TRAFF	000462	000284	000005	000000	$0019194	$0013347	$0017676	$0014102
	000747	000392	000008	000018	$0054999	$0033060	$0054361	$0031412
SMALL CLAIMS	000061	000045					$0001802	$0001802
OTHER CIVIL	000000	000000					$0000000	$0000000
	000061	000045					$0001802	$0001802

FAYETTEVILLE/WASHINGTON 07/91 THRU 06/92

	FILINGS	CNV	DISM	APPL	FINES ASSESSED	FINES COLLECTED	COSTS ASSESSED	COSTS COLLECTE
NEG HOMICIDE	000000	000000	000000	000000				
MISDEMEANOR	007467	006118	001316	000005				
	007467	006118	001316	000005	$0227317	$0173124	$0253841	$0144091
FELONIES	000000	00000	BOUND	OVER				
DWI 1	000544	000532	000003	000008	$0217034	$0102204	$0168745	$0067981
DWI 2	000003	000003	000000	000000	$0001023	$0000000	$0000366	$0000032
DWI 3	000000	000000	000000	000000	$0000000	$0000000	$0000000	$0000000
OTHER TRAFF	010805	009909	000886	000003	$0185567	$0151068	$0373542	$0316065
	011352	010444	000889	000011	$0403624	$0253272	$0542653	$0384078
SMALL CLAIMS	000624	000000					$0000000	$0000000
OTHER CIVIL	001675	000000					$0000000	$0000000
	002299	000000					$0000000	$0000000

FORDYCE/DALLAS 07/91 THRU 06/92

	FILINGS	CNV	DISM	APPL	FINES ASSESSED	FINES COLLECTED	COSTS ASSESSED	COSTS COLLECTE
NEG HOMICIDE	000000	000000	000000	000000				
MISDEMEANOR	000957	000310	000096	000000				
	000957	000310	000096	000000	$0049437	$0013052	$0000784	$0000784
FELONIES	000000	00000	BOUND	OVER				
DWI 1	000123	000054	000001	000000	$0026108	$0002116	$0000000	$0000000
DWI 2	000044	000019	000002	000000	$0015264	$0000000	$0000000	$0000000
DWI 3	000024	000007	000000	000000	$0011403	$0000000	$0000000	$0000000
OTHER TRAFF	000000	000000	000000	000000	$0000000	$0000000	$0000000	$0000000
	000191	000080	000003	000000	00052775	$0002116	$0000000	$0000000
SMALL CLAIMS	000000	000000					$0000000	$0000000
OTHER CIVIL	000000	000000					$0000000	$0000000
	000000	000000					$0000000	$0000000

FORREST CITY/ST. FRANCIS 07/91 THRU 06/92

	FILINGS	CNV	DISM	APPL	FINES ASSESSED	FINES COLLECTED	COSTS ASSESSED	COSTS COLLECTE
NEG HOMICIDE	000001	000000	000000	000000				
MISDEMEANOR	007106	002937	004053	000000				
	007107	002937	004053	000000	$0210505	$0000000	$0170168	$0000000
FELONIES	000000	00007	BOUND	OVER				
DWI 1	000359	000331	000023	000000	$0110676	$0000000	$0117624	$0000000
DWI 2	000078	000066	000008	000000	$0039982	$0000000	$0024403	$0000000
DWI 3	000029	000016	000005	000000	$0015355	$0000000	$0005329	$0000000
OTHER TRAFF	005919	004538	000814	000000	$0226725	$0000000	$0230267	$0000000
	006385	004951	000850	000000	00392738	$0000000	$0377623	$0000000
SMALL CLAIMS	000388	000243					$0008488	$0008488
OTHER CIVIL	000301	000134					$0006944	$0006944
	000689	000377					$0015432	$0015432

FORT SMITH/SEBASTIAN 07/91 THRU 06/92

	FILINGS	CNV	DISM	APPL	FINES ASSESSED	FINES COLLECTED	COSTS ASSESSED	COSTS COLLECTE
NEG HOMICIDE	000000	000000	000000	000000				
MISDEMEANOR	018418	002593	000708	000046				
	018418	002598	000708	000046	$0756162	$0592730	$0287044	$0292941
FELONIES	000000	00192	BOUND OVER					
DWI 1	001102	000195	000004	000130	$0268263	$0085308	$0305160	$0081104
DWI 2	000030	000019	000001	000004	$0003794	$0002696	$0005857	$0001750
DWI 3	000014	000005	000000	000001	$0004660	$0000197	$0001542	$0001138
OTHER TRAFF	019009	000818	000203	000036	$0554686	$0215425	$0273697	$0122626
	020155	001037	000208	000171	$0536408	$0303626	$0586256	$0206618
SMALL CLAIMS	001472	001449					$0110454	$0110274
OTHER CIVIL	000239	000108					$0010680	$0010680
	001711	001557					$0121134	$0120954

GOULD/LINCOLN 07/91 THRU 06/92

	FILINGS	CNV	DISM	APPL	FINES ASSESSED	FINES COLLECTED	COSTS ASSESSED	COSTS COLLECTE
NEG HOMICIDE	000000	000000	000000	000000				
MISDEMEANOR	000089	000030	000032	000000				
	000089	000030	000032	000000	$0007480	$0000000	$0001931	$0000000
FELONIES	000000	00000	BOUND OVER					
DWI 1	000027	000021	000004	000000	$0010957	$0000000	$0003044	$0000000
DWI 2	000003	000001	000000	000000	$0000440	$0000000	$0000310	$0000000
DWI 3	000002	000000	000000	000000	$0000000	$0000000	$0000000	$0000000
OTHER TRAFF	000627	000470	000058	000000	$0046483	$0000000	$0037793	$0000000
	000659	000492	000062	000000	$0057880	$0000000	$0046147	$0000000
SMALL CLAIMS	000000	000000					$0000000	$0000000
OTHER CIVIL	000000	000000					$0000000	$0000000
	000000	000000					$0000000	$0000000

GRADY/LINCOLN 07/91 THRU 06/92

	FILINGS	CNV	DISM	APPL	FINES ASSESSED	FINES COLLECTED	COSTS ASSESSED	COSTS COLLECTE
NEG HOMICIDE	000000	000000	000000	000000				
MISDEMEANOR	000078	000061	000017	000000				
	000078	000061	000017	000000	$0005423	$0005423	$0002820	$0002607
FELONIES	000000	00000	BOUND	OVER				
DWI 1	000001	000001	000000	000000	$0000455	$0000455	$0000295	$0000295
DWI 2	000000	000000	000000	000000	$0000000	$0000000	$0000000	$0000000
DWI 3	000000	000000	000000	000000	$0000000	$0000000	$0000000	$0000000
OTHER TRAFF	000290	000271	000019	000000	$0012140	$0012140	$0007215	$0007215
	000291	000272	000019	000000	00012595	$0012595	$0007510	$0007510
SMALL CLAIMS	000000	000000					$0000000	$0000000
OTHER CIVIL	000000	000000					$0000000	$0000000
	000000	000000					$0000000	$0000000

GREENWOOD/SEBASTIAN 07/91 THRU 06/92

	FILINGS	CNV	DISM	APPL	FINES ASSESSED	FINES COLLECTED	COSTS ASSESSED	COSTS COLLECTE
NEG HOMICIDE	000000	000000	000000	000000				
MISDEMEANOR	002146	002097	000049	000011				
	002146	002097	000049	000011	$0114699	$0055259	$0019483	$0017010
FELONIES	000000	00033	BOUND	OVER				
DWI 1	000129	000119	000001	000006	$0059380	$0037344	$0035725	$0026773
DWI 2	000027	000016	000000	000005	$0016230	$0012213	$0005642	$0007509
DWI 3	000006	000004	000000	000003	$0003000	$0001000	$0000527	$0000300
OTHER TRAFF	003035	002911	000124	000005	$0084408	$0075119	$0076875	$0071728
	003197	003050	000125	000019	00163018	$0125676	$0118769	$0106310
SMALL CLAIMS	000078	000002					$0001866	$0001866
OTHER CIVIL	000062	000000					$0002476	$0002476
	000140	000002					$0004342	$0004342

HAMBURG/ASHLEY 07/91 THRU 06/92

	FILINGS	CNV	DISM	APPL	FINES ASSESSED	FINES COLLECTED	COSTS ASSESSED	COSTS COLLECTE
NEG HOMICIDE	000000	000000	000000	000000				
MISDEMEANOR	001499	000799	000393	000000				
	001499	000799	000393	000000	$0099750	$0072849	$0031183	$0026413
FELONIES	000077	00077 BOUND OVER						
DWI 1	000098	000074	000007	000000	$0043344	$0025893	$0031203	$0024769
DWI 2	000013	000018	000000	000000	$0000000	$0000000	$0000000	$0000000
DWI 3	000000	000000	000000	000000	$0000000	$0000000	$0000000	$0000000
OTHER TRAFF	002992	002143	000313	000000	$0111464	$0092995	$0061635	$0058335
	003103	002235	000320	000000	00154808	$0118838	$0092838	$0083104
SMALL CLAIMS	000431	000421					$0010052	$0010052
OTHER CIVIL	000000	000000					$0000000	$0000000
	000431	000421					$0010052	$0010052

HAMPTON/CALHOUN 07/91 THRU 06/92

	FILINGS	CNV	DISM	APPL	FINES ASSESSED	FINES COLLECTED	COSTS ASSESSED	COSTS COLLECTE
NEG HOMICIDE	000000	000000	000000	000000				
MISDEMEANOR	000337	000252	000040	000001				
	000337	000252	000040	000001	$0021622	$0017096	$0009131	$0007497
FELONIES	000000	00002 BOUND OVER						
DWI 1	000055	000049	000004	000001	$0012039	$0013559	$0014900	$0013688
DWI 2	000013	000013	000000	000000	$0006130	$0004084	$0004346	$0002349
DWI 3	000006	000005	000000	000000	$0005824	$0002032	$0001762	$0001233
OTHER TRAFF	002034	001895	000144	000002	$0078879	$0064540	$0092461	$0054797
	002108	001962	000148	000003	00102872	$0089225	$0113469	$0072067
SMALL CLAIMS	000099	000000					$0001742	$0001688
OTHER CIVIL	000000	000000					$0000000	$0000000
	000099	000000					$0001742	$0001688

HARRISBURG/POINSETT 07/91 THRU 06/92

	FILINGS	CNV	DISM	APPL	FINES ASSESSED	FINES COLLECTED	COSTS ASSESSED	COSTS COLLECTE
NEG HOMICIDE	000000	000000	000000	000000				
MISDEMEANOR	000288	000190	000098	000010				
	000288	000190	000098	000010	$0007592	$0007939	$0009087	$0008767
FELONIES	000000	00023	BOUND	OVER				
DWI 1	000054	000052	000002	000009	$0016032	$0011500	$0011150	$0009862
DWI 2	000005	000005	000000	000000	$0002512	$0002557	$0000928	$0000901
DWI 3	000003	000002	000001	000000	$0001616	$0001738	$0000464	$0000235
OTHER TRAFF	001021	000860	000161	000010	$0027685	$0029344	$0027898	$0027304
	001083	000919	000164	000019	$0047845	$0045139	$0040440	$0038302
SMALL CLAIMS	000049	000000					$0000810	$0000810
OTHER CIVIL	000208	000000					$0003351	$0003351
	000257	000000					$0004161	$0004161

HARRISON/BOONE 07/91 THRU 06/92

	FILINGS	CNV	DISM	APPL	FINES ASSESSED	FINES COLLECTED	COSTS ASSESSED	COSTS COLLECTE
NEG HOMICIDE	000000	000000	000000	000000				
MISDEMEANOR	002113	002027	000086	000017				
	002113	002027	000086	000017	$0060257	$0054050	$0069706	$0067185
FELONIES	000000	00000	BOUND	OVER				
DWI 1	000136	000130	000006	000015	$0040096	$0023975	$0036221	$0021835
DWI 2	000022	000021	000001	000008	$0010715	$0002961	$0005880	$0001549
DWI 3	000004	000004	000000	000003	$0005036	$0000000	$0001264	$0000000
OTHER TRAFF	002650	002563	000087	000008	$0046408	$0058516	$0072354	$0070333
	002812	002718	000094	000034	$0102305	$0085452	$0115719	$0093717
SMALL CLAIMS	000310	000310					$0009519	$0009519
OTHER CIVIL	000065	000065					$0001883	$0001883
	000375	000375					$0011402	$0011402

HAZEN/PRAIRIE 07/91 THRU 06/92

	FILINGS	CNV	DISM	APPL	FINES ASSESSED	FINES COLLECTED	COSTS ASSESSED	COSTS COLLECTE
NEG HOMICIDE	000000	000000	000000	000000				
MISDEMEANOR	000938	000908	000030	000000				
	000938	000908	000030	000000	$0056644	$0056644	$0025250	$0025250
FELONIES	000000	00006 BOUND OVER						
DWI 1	000025	000025	000000	000001	$0007531	$0007314	$0007104	$0007074
DWI 2	000006	000006	000000	000000	$0003214	$0002959	$0001776	$0001701
DWI 3	000001	000001	000000	000000	$0000603	$0000603	$0000296	$0000296
OTHER TRAFF	000069	000067	000002	000000	$0004961	$0004951	$0001720	$0001720
	000101	000099	000002	000001	00016309	$0015847	$0010896	$0010791
SMALL CLAIMS	000039	000040					$0000717	$0000717
OTHER CIVIL	000015	000015					$0000450	$0000450
	000054	000055					$0001167	$0001167

HEBER SPRINGS/CLEBURNE 07/91 THRU 06/92

	FILINGS	CNV	DISM	APPL	FINES ASSESSED	FINES COLLECTED	COSTS ASSESSED	COSTS COLLECTE
NEG HOMICIDE	000000	000000	000000	000000				
MISDEMEANOR	001813	001278	000428	000000				
	001813	001278	000428	000000	$0073018	$00062770	$0044192	$0038043
FELONIES	000000	00040 BOUND OVER						
DWI 1	000173	000146	000016	000000	$0048625	$0028355	$0043788	$0024433
DWI 2	000029	000039	000002	000000	$0025129	$0000000	$0011615	$0000000
DWI 3	000009	000007	000000	000000	$0006526	$0000000	$0002083	$0000000
OTHER TRAFF	001816	001513	000183	000000	$0064085	$0060658	$0031136	$0030077
	002027	001705	000201	000000	00144365	$0089023	$0088622	$0054510
SMALL CLAIMS	000183	000113					$0001186	$0001186
OTHER CIVIL	000103	000066					$0001182	$0001182
	000236	000179					$0002368	$0002368

HELENA/PHILLIPS 07/91 THRU 06/92

	FILINGS	CNV	DISM	APPL	FINES ASSESSED	FINES COLLECTED	COSTS ASSESSED	COSTS COLLECTE
NEG HOMICIDE	000000	000000	000000	000000				
MISDEMEANOR	001024	000721	000302	000024				
	001024	000721	000302	000024	$0061384	$0010395	$0028035	$0006706
FELONIES	000000	00000	BOUND	OVER				
DWI 1	000115	000110	000005	000041	$0021750	$0000800	$0033538	$0001242
DWI 2	000011	000010	000001	000001	$0008850	$0000000	$0003915	$0000000
DWI 3	000001	000001	000000	000000	$0003000	$0000000	$0000310	$0000000
OTHER TRAFF	001240	001062	000174	000008	$0027748	$0019198	$0049815	$0042331
	001367	001183	000180	000050	00061348	$0019998	$0087578	$0043573
SMALL CLAIMS	000610	000550					$0010698	$0012025
OTHER CIVIL	000213	000213					$0005186	$0005186
	000823	000763					$0015884	$0017211

HOPE/HEMPSTEAD 07/91 THRU 06/92

	FILINGS	CNV	DISM	APPL	FINES ASSESSED	FINES COLLECTED	COSTS ASSESSED	COSTS COLLECTE
NEG HOMICIDE	000000	000000	000000	000000				
MISDEMEANOR	002916	002610	000406	000000				
	002916	002610	000406	000000	$0124381	$0087151	$0197504	$0161246
FELONIES	000000	00000	BOUND	OVER				
DWI 1	000226	000226	000000	000000	$0058365	$0025877	$0060003	$0038451
DWI 2	000000	000000	000000	000000	$0000000	$0000000	$0000000	$0000000
DWI 3	000000	000000	000000	000000	$0000000	$0000000	$0000000	$0000000
OTHER TRAFF	004946	004500	000446	000000	$0223818	$0196008	$0143885	$0131561
	005172	004726	000446	000000	00282183	$0221885	$0203888	$0170012
SMALL CLAIMS	000432	000297					$0009669	$0009669
OTHER CIVIL	000088	000061					$0003963	$0003963
	000520	000358					$0013632	$0013632

HOT SPRINGS/GARLAND 07/91 THRU 06/92

	FILINGS	CNV	DISM	APPL	FINES ASSESSED	FINES COLLECTED	COSTS ASSESSED	COSTS COLLECTE
NEG HOMICIDE	000000	000000	000000	000000				
MISDEMEANOR	008621	001990	003566	000021				
	008621	001990	003566	000021	$0086218	$0066820	$0340092	$0154568
FELONIES	000000	00164 BOUND OVER						
DWI 1	000636	000400	000066	000002	$0024007	$0000000	$0195072	$0184759
DWI 2	000097	000038	000009	000000	$0006775	$0000000	$0025741	$0028952
DWI 3	000024	000003	000004	000000	$0001250	$0000000	$0006598	$0002914
OTHER TRAFF	016654	007642	005313	000002	$0316310	$0115283	$0805354	$0580529
	017411	008083	005392	000004	$0348342	$0115283	$1032765	$0797154
SMALL CLAIMS	000459	000044					$0011809	$0011809
OTHER CIVIL	000443	000038					$0012581	$0012581
	000902	000082					$0024390	$0024390

HUNTSVILLE/MADISON 07/91 THRU 06/92

	FILINGS	CNV	DISM	APPL	FINES ASSESSED	FINES COLLECTED	COSTS ASSESSED	COSTS COLLECTE
NEG HOMICIDE	000000	000000	000000	000000				
MISDEMEANOR	000464	000390	000044	000001				
	000464	000390	000044	000001	$0057147	$0038676	$0013577	$0013324
FELONIES	000000	00002 BOUND OVER						
DWI 1	000121	000122	000008	000000	$0083604	$0070446	$0031873	$0023522
DWI 2	000024	000018	000002	000004	$0027254	$0009371	$0004495	$0002066
DWI 3	000011	000007	000001	000000	$0016500	$0002250	$0002172	$0000050
OTHER TRAFF	003106	002844	000156	000004	$0115751	$0118440	$0065412	$0067118
	003262	002991	000167	000008	$0243109	$0200507	$0103952	$0092756
SMALL CLAIMS	000199	000000					$0001471	$0001368
OTHER CIVIL	000007	000000					$0000043	$0000043
	000206	000000					$0001514	$0001411

JACKSONVILLE/PULASKI 07/91 THRU 06/92

	FILINGS	CNV	DISM	APPL	FINES ASSESSED	FINES COLLECTED	COSTS ASSESSED	COSTS COLLECTE
NEG HOMICIDE	000000	000000	000000	000000				
MISDEMEANOR	004633	003400	000830	000000				
	004633	003400	000830	000000	$0271839	$0000000	$0118602	$0000000
FELONIES	000000	00664	BOUND	OVER				
DWI 1	000226	000156	000019	000000	$0052754	$0000000	$0049737	$0000000
DWI 2	000068	000053	000004	000000	$0029160	$0000000	$0015658	$0000000
DWI 3	000022	000014	000001	000000	$0007802	$0000000	$0002868	$0000000
OTHER TRAFF	005283	004092	000678	000000	$0179558	$0000000	$0090362	$0000000
	005599	004315	000702	000000	00269274	$0000000	$0158625	$0000000
SMALL CLAIMS	000125	000111					$0003110	$0003110
OTHER CIVIL	000053	000015					$0001410	$0001410
	000178	000126					$0004520	$0004520

JASPER/NEWTON 07/91 THRU 06/92

	FILINGS	CNV	DISM	APPL	FINES ASSESSED	FINES COLLECTED	COSTS ASSESSED	COSTS COLLECTE
NEG HOMICIDE	000000	000000	000000	000000				
MISDEMEANOR	000221	000150	000044	000013				
	000221	000150	000044	000013	$0012575	$0008454	$0005313	$0004656
FELONIES	000000	00008	BOUND	OVER				
DWI 1	000052	000050	000010	000007	$0016989	$0010304	$0014810	$0007709
DWI 2	000013	000025	000003	000004	$0006803	$0002952	$0003928	$0001257
DWI 3	000004	000003	000000	000001	$0004032	$0000350	$0001208	$0000052
OTHER TRAFF	000643	000537	000060	000004	$0016815	$0014728	$0010097	$0010807
	000712	000615	000073	000016	00044639	$0028334	$0030043	$0019825
SMALL CLAIMS	000021	000013					$0000672	$0000672
OTHER CIVIL	000007	000006					$0000181	$0000181
	000028	000019					$0000853	$0000853

JONESBORO/CRAIGHEAD 07/91 THRU 06/92

	FILINGS	CNV	DISM	APPL	FINES ASSESSED	FINES COLLECTED	COSTS ASSESSED	COSTS COLLECTE
NEG HOMICIDE	000000	000000	000000	000000				
MISDEMEANOR	007379	003077	000970	000006				
	007379	003077	000970	000006	$0449182	$0178619	$0428810	$0180964
FELONIES	000002	00321	BOUND OVER					
DWI 1	000433	000276	000004	000006	$0143100	$0045875	$0102997	$0032041
DWI 2	000136	000072	000001	000002	$0148500	$0033990	$0028153	$0006679
DWI 3	000047	000016	000000	000000	$0197000	$0026515	$0011640	$0003837
OTHER TRAFF	009434	005362	000808	000003	$0372563	$0212453	$0354846	$0247759
	010050	005726	000813	000011	$0861163	$0318833	$0497636	$0292316
SMALL CLAIMS	000237	000220					$0006366	$0006366
OTHER CIVIL	000704	000665					$0018589	$0018589
	000941	000885					$0024955	$0024955

LAKE CITY/CRAIGHEAD 07/91 THRU 06/92

	FILINGS	CNV	DISM	APPL	FINES ASSESSED	FINES COLLECTED	COSTS ASSESSED	COSTS COLLECTE
NEG HOMICIDE	000000	000000	000000	000000				
MISDEMEANOR	000343	000238	000098	000003				
	000343	000238	000098	000003	$0017915	$0008620	$0010515	$0006704
FELONIES	000000	00002	BOUND OVER					
DWI 1	000046	000046	000000	000001	$0021800	$0001800	$0015428	$0001204
DWI 2	000011	000011	000000	000000	$0016500	$0001500	$0003402	$0000301
DWI 3	000003	000003	000000	000000	$0005500	$0000000	$0000621	$0000000
OTHER TRAFF	000807	000743	000067	000000	$0020874	$0018434	$0025692	$0023586
	000867	000803	000067	000001	$0064674	$0021734	$0045143	$0025091
SMALL CLAIMS	000032	000025					$0000863	$0000863
OTHER CIVIL	000052	000025					$0001351	$0001351
	000084	000050					$0002214	$0002214

LAKE VILLAGE/CHICOT 07/91 THRU 06/92

	FILINGS	CNV	DISM	APPL	FINES ASSESSED	FINES COLLECTED	COSTS ASSESSED	COSTS COLLECTE
NEG HOMICIDE	000000	000000	000000	000000				
MISDEMEANOR	000000	000000	000000	000000				
	000000	000000	000000	000000	$0000000	$0000000	$0000000	$0000000
FELONIES	000000	00000	BOUND	OVER				
DWI 1	000026	000028	000000	000000	$0029840	$0024101	$0000000	$0000000
DWI 2	000000	000003	000000	000000	$0002134	$0002134	$0000000	$0000000
DWI 3	000000	000000	000000	000000	$0000000	$0000000	$0000000	$0000000
OTHER TRAFF	000325	000694	000000	000000	$0087721	$0058710	$0000000	$0000000
	000351	000725	000000	000000	$0119695	$0084945	$0000000	$0000000
SMALL CLAIMS	000009	000002					$0000292	$0000292
OTHER CIVIL	000000	000000					$0000000	$0000000
	000009	000002					$0000292	$0000292

LEPANTO/POINSETT 07/91 THRU 06/92

	FILINGS	CNV	DISM	APPL	FINES ASSESSED	FINES COLLECTED	COSTS ASSESSED	COSTS COLLECTE
NEG HOMICIDE	000000	000000	000000	000000				
MISDEMEANOR	000375	000267	000098	000002				
	000375	000267	000098	000002	$0019901	$0018552	$0010249	$0010367
FELONIES	000000	00000	BOUND	OVER				
DWI 1	000013	000009	000003	000002	$0003426	$0007037	$0002974	$0005975
DWI 2	000002	000002	000000	000000	$0001295	$0000700	$0000652	$0000326
DWI 3	000000	000000	000000	000000	$0000000	$0000500	$0000000	$0000326
OTHER TRAFF	000317	000293	000022	000000	$0014520	$0012537	$0008111	$0006937
	000332	000304	000025	000002	$0019241	$0020774	$0011737	$0013564
SMALL CLAIMS	000000	000000					$0000000	$0000000
OTHER CIVIL	000000	000000					$0000000	$0000000
	000000	000000					$0000000	$0000000

LEWISVILLE/LAFAYETTE 07/91 THRU 06/92

	FILINGS	CNV	DISM	APPL	FINES ASSESSED	FINES COLLECTED	COSTS ASSESSED	COSTS COLLECTE
NEG HOMICIDE	000000	000000	000000	000000				
MISDEMEANOR	000589	000000	000000	000000				
	000589	000000	000000	000000	$0000000	$0000000	$0000000	$0000000
FELONIES	000000	00000 BOUND OVER						
DWI 1	000039	000000	000000	000000	$0000000	$0000000	$0000000	$0000000
DWI 2	000011	000000	000000	000000	$0000000	$0000000	$0000000	$0000000
DWI 3	000000	000000	000000	000000	$0000000	$0000000	$0000000	$0000000
OTHER TRAFF	001809	000000	000000	000000	$0130882	$0121938	$0068296	$0070445
	001859	000000	000000	000000	00130882	$0121938	$0068296	$0070445
SMALL CLAIMS	000000	000000					$0000000	$0000000
OTHER CIVIL	000000	000000					$0000000	$0000000
	000000	000000					$0000000	$0000000

LITTLE ROCK/PULASKI 07/91 THRU 06/92

	FILINGS	CNV	DISM	APPL	FINES ASSESSED	FINES COLLECTED	COSTS ASSESSED	COSTS COLLECTE
NEG HOMICIDE	000000	000000	000000	000000				
MISDEMEANOR	010823	005834	004226	000021				
	010823	005834	004226	000021	$0239389	$0015175	$0183542	$0000000
FELONIES	002127	03429 BOUND OVER						
DWI 1	003324	002226	000062	000089	$0000000	$0000000	$0000000	$0000000
DWI 2	000000	000000	000000	000000	$0000000	$0000000	$0000000	$0000000
DWI 3	000000	000000	000000	000000	$0000000	$0000000	$0000000	$0000000
OTHER TRAFF	057552	019611	017766	000152	$0200487	$0591696	$0167410	$0000000
	060906	021837	017828	000241	00200487	$0591696	$0167410	$0000000
SMALL CLAIMS	000150	000392					$0004064	$0004064
OTHER CIVIL	004234	004046					$0133449	$0133449
	004384	004438					$0137513	$0137513

LONOKE/LONOKE 07/91 THRU 06/92

	FILINGS	CNV	DISM	APPL	FINES ASSESSED	FINES COLLECTED	COSTS ASSESSED	COSTS COLLECTE
NEG HOMICIDE	000000	000000	000000	000000				
MISDEMEANOR	001384	001337	000047	000000				
	001384	001337	000047	000000	$0177942	$0035406	$0094145	$0017625
FELONIES	000000	00000	BOUND	OVER				
DWI 1	000063	000063	000000	000000	$0018807	$0004439	$0014207	$0003908
DWI 2	000007	000007	000000	000000	$0004044	$0001288	$0001366	$0000516
DWI 3	000000	000000	000000	000000	$0000000	$0000000	$0000000	$0000000
OTHER TRAFF	001292	001276	000016	000000	$0085103	$0042694	$0050406	$0020700
	001362	001346	000016	000000	$0107954	$0048471	$0065979	$0025124
SMALL CLAIMS	000104	000104					$0002229	$0002229
OTHER CIVIL	000034	000034					$0000945	$0000945
	000138	000138					$0003174	$0003174

MAGNOLIA/COLUMBIA 07/91 THRU 06/92

	FILINGS	CNV	DISM	APPL	FINES ASSESSED	FINES COLLECTED	COSTS ASSESSED	COSTS COLLECTE
NEG HOMICIDE	000000	000000	000000	000000				
MISDEMEANOR	002085	001753	000397	000004				
	002085	001753	000397	000004	$0133910	$0098203	$0073153	$0060453
FELONIES	000000	00463	BOUND	OVER				
DWI 1	000119	000142	000003	000007	$0060300	$0036567	$0037131	$0031848
DWI 2	000000	000000	000000	000000	$0000000	$0000000	$0000000	$0000000
DWI 3	000000	000000	000000	000000	$0000000	$0000000	$0000000	$0000000
OTHER TRAFF	001912	001952	000063	000000	$0078714	$0064866	$0070307	$0065582
	002031	002094	000066	000007	$0139014	$0101433	$0107438	$0097430
SMALL CLAIMS	000734	000590					$0016607	$0016607
OTHER CIVIL	000088	000040					$0001399	$0001399
	000822	000630					$0018006	$0018006

MALVERN/HOT SPRING 07/91 THRU 06/92

	FILINGS	CNV	DISM	APPL	FINES ASSESSED	FINES COLLECTED	COSTS ASSESSED	COSTS COLLECTE
NEG HOMICIDE	000000	000000	000000	000000				
MISDEMEANOR	001742	000567	000125	000006				
	001742	000567	000125	000006	$0098076	$0224206	$0029581	$0135494
FELONIES	000000	00024	BOUND	OVER				
DWI 1	000187	000076	000006	000008	$0072707	$0000000	$0003821	$0000507
DWI 2	000042	000016	000000	000003	$0022442	$0000000	$0000623	$0000069
DWI 3	000007	000002	000000	000000	$0004317	$0000000	$0000095	$0000000
OTHER TRAFF	004814	002320	000629	000010	$0141331	$0000000	$0075213	$0007645
	005050	002414	000635	000021	00240797	$0000000	$0079752	$0008221
SMALL CLAIMS	000210	000093					$0003860	$0003860
OTHER CIVIL	000040	000019					$0001647	$0001647
	000250	000112					$0005507	$0005507

MARIANNA/LEE 07/91 THRU 06/92

	FILINGS	CNV	DISM	APPL	FINES ASSESSED	FINES COLLECTED	COSTS ASSESSED	COSTS COLLECTE
NEG HOMICIDE	000000	000000	000000	000000				
MISDEMEANOR	000566	000565	000000	000000				
	000566	000566	000000	000000	$0069548	$0013387	$0012437	$0004634
FELONIES	000000	00000	BOUND	OVER				
DWI 1	000038	000033	000000	000000	$0005814	$0000269	$0012110	$0003123
DWI 2	000010	000009	000000	000000	$0004433	$0000000	$0003506	$0000365
DWI 3	000001	000001	000000	000000	$0000903	$0000000	$0000319	$0000080
OTHER TRAFF	000498	000455	000000	000000	$0022306	$0006786	$0010937	$0005360
	000547	000498	000000	000000	00033456	$0007055	$0026872	$0008928
SMALL CLAIMS	000038	000049					$0000558	$0000558
OTHER CIVIL	000000	000000					$0000000	$0000000
	000038	000049					$0000558	$0000558

MARION COUNTY/MARION 07/91 THRU 06/92

	FILINGS	CNV	DISM	APPL	FINES ASSESSED	FINES COLLECTED	COSTS ASSESSED	COSTS COLLECTE
NEG HOMICIDE	000000	000000	000000	000000				
MISDEMEANOR	000455	000339	000037	000005				
	000455	000339	000037	000005	$0020208	$0019004	$0015658	$0015940
FELONIES	000000	00021 BOUND OVER						
DWI 1	000041	000037	000002	000001	$0021221	$0013450	$0007221	$0008709
DWI 2	000011	000012	000000	000000	$0007727	$0004275	$0002476	$0001831
DWI 3	000005	000002	000000	000000	$0003582	$0000269	$0000618	$0000207
OTHER TRAFF	001181	000965	000064	000003	$0036099	$0035156	$0025156	$0023785
	001238	001016	000066	000004	$0068629	$0053150	$0035471	$0034532
SMALL CLAIMS	000078	000035					$0002182	$0002728
OTHER CIVIL	000094	000069					$0002891	$0002891
	000172	000104					$0005073	$0005619

MARKED TREE/POINSETT 07/91 THRU 06/92

	FILINGS	CNV	DISM	APPL	FINES ASSESSED	FINES COLLECTED	COSTS ASSESSED	COSTS COLLECTE
NEG HOMICIDE	000000	000000	000000	000000				
MISDEMEANOR	001360	000526	000091	000023				
	001360	000526	000091	000023	$0037680	$0031276	$0035993	$0031341
FELONIES	000000	00044 BOUND OVER						
DWI 1	000222	000184	000000	000019	$0032520	$0031668	$0046486	$0039087
DWI 2	000055	000036	000000	000002	$0011955	$0010495	$0008837	$0005968
DWI 3	000020	000008	000000	000003	$0005450	$0002034	$0002291	$0000599
OTHER TRAFF	002117	000443	000114	000022	$0034458	$0030966	$0047132	$0043279
	002414	000671	000114	000046	$0084383	$0075163	$0104746	$0088933
SMALL CLAIMS	000005	000000					$0000000	$0000000
OTHER CIVIL	000004	000000					$0000000	$0000000
	000009	000000					$0000000	$0000000

MARSHALL/SEARCY 07/91 THRU 06/92

	FILINGS	CNV	DISM	APPL	FINES ASSESSED	FINES COLLECTED	COSTS ASSESSED	COSTS COLLECTE
NEG HOMICIDE	000000	000000	000000	000000				
MISDEMEANOR	000346	000263	000068	000000				
	000346	000263	000068	000000	$0012757	$0011956	$0008366	$0007807
FELONIES	000000	00213	BOUND	OVER				
DWI 1	000062	000139	000018	000000	$0017979	$0014056	$0007106	$0005344
DWI 2	000015	000005	000003	000000	$0005263	$0000998	$0000793	$0000206
DWI 3	000001	000000	000001	000000	$0000000	$0000000	$0000000	$0000000
OTHER TRAFF	000836	000627	000121	000002	$0037738	$0022465	$0031620	$0027165
	000834	000771	000143	000002	$0060980	$0037519	$0039519	$0032715
SMALL CLAIMS	000040	000028					$0000802	$0000802
OTHER CIVIL	000018	000013					$0000800	$0000800
	000058	000041					$0001602	$0001602

MAUMELLE/PULASKI 07/91 THRU 06/92

	FILINGS	CNV	DISM	APPL	FINES ASSESSED	FINES COLLECTED	COSTS ASSESSED	COSTS COLLECTE
NEG HOMICIDE	000020	000002	000005	000000				
MISDEMEANOR	004970	003476	000000	000000				
	004990	003478	000005	000000	$0224098	$0075932	$0264523	$0079827
FELONIES	000000	00000	BOUND	OVER				
DWI 1	000000	000000	000000	000000	$0000000	$0000000	$0000000	$0000000
DWI 2	000000	000000	000000	000000	$0000000	$0000000	$0000000	$0000000
DWI 3	000000	000000	000000	000000	$0000000	$0000000	$0000000	$0000000
OTHER TRAFF	001777	001060	000214	000000	$0159036	$0034814	$0084189	$0025250
	001777	001060	000214	000000	$0159036	$0034814	$0084189	$0025250
SMALL CLAIMS	000000	000000					$0000000	$0000000
OTHER CIVIL	000000	000000					$0000000	$0000000
	000000	000000					$0000000	$0000000

MCCRORY/WOODRUFF 07/91 THRU 06/92

	FILINGS	CNV	DISM	APPL	FINES ASSESSED	FINES COLLECTED	COSTS ASSESSED	COSTS COLLECTE
NEG HOMICIDE	000000	000000	000000	000000				
MISDEMEANOR	000146	000097	000049	000000				
	000146	000097	000049	000000	$0005812	$0003037	$0004773	$0003033
FELONIES	000001	00001	BOUND	OVER				
DWI 1	000017	000017	000000	000003	$0005100	$0000384	$0005539	$0000649
DWI 2	000001	000001	000000	000000	$0000500	$0000000	$0000332	$0000000
DWI 3	000001	000001	000000	000001	$0001000	$0000000	$0000332	$0000000
OTHER TRAFF	000232	000199	000031	000003	$0008019	$0003838	$0009503	$0008311
	000251	000218	000031	000007	00014619	$0004222	$0015706	$0008960
SMALL CLAIMS	000071	000045					$0001541	$0001541
OTHER CIVIL	000002	000000					$0000040	$0000040
	000073	000045					$0001581	$0001581

MCGEHEE/DESHA 07/91 THRU 06/92

	FILINGS	CNV	DISM	APPL	FINES ASSESSED	FINES COLLECTED	COSTS ASSESSED	COSTS COLLECTE
NEG HOMICIDE	000000	000000	000000	000000				
MISDEMEANOR	000000	000000	000000	000000				
	000000	000000	000000	000000	$0000000	$0000000	$0000000	$0000000
FELONIES	000000	00000	BOUND	OVER				
DWI 1	000035	000007	000006	000022	$0005046	$0005046	$0005046	$0005046
DWI 2	000006	000003	000001	000002	$0003455	$0003455	$0003455	$0003455
DWI 3	000004	000000	000001	000003	$0000000	$0000000	$0000000	$0000000
OTHER TRAFF	000107	000099	000008	000000	$0008440	$0008440	$0008440	$0008440
	000152	000109	000016	000027	00016941	$0016941	$0016941	$0016941
SMALL CLAIMS	000000	000000					$0000000	$0000000
OTHER CIVIL	000000	000000					$0000000	$0000000
	000000	000000					$0000000	$0000000

MELBOURNE/IZARD 07/91 THRU 06/92

	FILINGS	CNV	DISM	APPL	FINES ASSESSED	FINES COLLECTED	COSTS ASSESSED	COSTS COLLECTE
NEG HOMICIDE	000000	000000	000000	000000				
MISDEMEANOR	000246	000205	000041	000000				
	000246	000205	000041	000000	$0025811	$0023711	$0004248	$0004181
FELONIES	000000	00000	BOUND	OVER				
DWI 1	000036	000036	000000	000002	$0012000	$0007500	$0010800	$0004147
DWI 2	000012	000012	000000	000001	$0012455	$0006104	$0003597	$0001197
DWI 3	000001	000001	000000	000000	$0003000	$0000300	$0000302	$0000000
OTHER TRAFF	000478	000461	000012	000000	$0016635	$0016235	$0008747	$0008614
	000527	000510	000012	000003	$0044140	$0030139	$0023446	$0013958
SMALL CLAIMS	000171	000109					$0003178	$0003178
OTHER CIVIL	000001	000001					$0000018	$0000018
	000172	000110					$0003196	$0003196

MENA/POLK 07/91 THRU 06/92

	FILINGS	CNV	DISM	APPL	FINES ASSESSED	FINES COLLECTED	COSTS ASSESSED	COSTS COLLECTE
NEG HOMICIDE	000000	000000	000000	000000				
MISDEMEANOR	000000	000000	000000	000000				
	000000	000000	000000	000000	$0000000	$0000000	$0000000	$0000000
FELONIES	000000	00000	BOUND	OVER				
DWI 1	000171	000133	000005	000005	$0044107	$0024445	$0038649	$0019879
DWI 2	000025	000012	000000	000000	$0008441	$0008995	$0003929	$0007430
DWI 3	000001	000001	000000	000000	$0001000	$0005435	$0000491	$0004695
OTHER TRAFF	003131	002766	000185	000002	$0096399	$0110732	$0090035	$0119893
	003328	002912	000190	000007	$0149947	$0149627	$0133104	$0151897
SMALL CLAIMS	000263	000240					$0005860	$0005860
OTHER CIVIL	000019	000011					$0000380	$0000380
	000282	000251					$0006240	$0006240

MONTICELLO/DREW 07/91 THRU 06/92

	FILINGS	CNV	DISM	APPL	FINES ASSESSED	FINES COLLECTED	COSTS ASSESSED	COSTS COLLECTE
NEG HOMICIDE	000000	000000	000000	000000				
MISDEMEANOR	001252	000876	000271	000000				
	001252	000876	000271	000000	$0092890	$0056682	$0029036	$0020455
FELONIES	000000	00058 BOUND OVER						
DWI 1	000128	000108	000012	000000	$0025091	$0010755	$0030162	$0021601
DWI 2	000000	000000	000000	000000	$0000000	$0000000	$0000000	$0000000
DWI 3	000000	000000	000000	000000	$0000000	$0000000	$0000000	$0000000
OTHER TRAFF	003027	002730	000189	000000	$0108143	$0090541	$0063849	$0055555
	003155	002838	000201	000000	00133234	$0101296	$0094011	$0077156
SMALL CLAIMS	000465	000335					$0008120	$0008120
OTHER CIVIL	000301	000233					$0006777	$0006777
	000766	000568					$0014897	$0014897

MORRILTON/CONWAY 07/91 THRU 06/92

	FILINGS	CNV	DISM	APPL	FINES ASSESSED	FINES COLLECTED	COSTS ASSESSED	COSTS COLLECTE
NEG HOMICIDE	000000	000000	000000	000000				
MISDEMEANOR	001696	001630	000046	000000				
	001696	001630	000046	000000	$0091151	$0069518	$0047055	$0041434
FELONIES	000000	00000 BOUND OVER						
DWI 1	000105	000095	000000	000000	$0051245	$0026202	$0018163	$0014701
DWI 2	000013	000010	000000	000000	$0005131	$0003266	$0002633	$0002023
DWI 3	000002	000001	000000	000000	$0001294	$0000000	$0000206	$0000206
OTHER TRAFF	002222	001988	000031	000013	$0096928	$0093568	$0055234	$0051614
	002342	002094	000031	000013	00154598	$0123036	$0076236	$0068544
SMALL CLAIMS	000164	000144					$0004051	$0004051
OTHER CIVIL	000159	000131					$0003246	$0003066
	000323	000275					$0007297	$0007117

MOUNTAIN HOME/BAXTER 07/91 THRU 06/92

	FILINGS	CNV	DISM	APPL	FINES ASSESSED	FINES COLLECTED	COSTS ASSESSED	COSTS COLLECTE
NEG HOMICIDE	000000	000000	000000	000000				
MISDEMEANOR	000928	000000	000000	000000				
	000928	000000	000000	000000	$0032117	$0000000	$0033174	$0007240
FELONIES	000000	00000	BOUND	OVER				
DWI 1	000248	000000	000000	000000	$0065445	$0000000	$0060221	$0018035
DWI 2	000000	000000	000000	000000	$0000000	$0000000	$0000000	$0000000
DWI 3	000000	000000	000000	000000	$0000000	$0000000	$0000000	$0000000
OTHER TRAFF	001357	000003	000000	000000	$0031445	$0095150	$0036401	$0016881
	001605	000003	000000	000000	$0096890	$0095150	$0096622	$0034916
SMALL CLAIMS	000242	000000					$0002454	$0006353
OTHER CIVIL	000587	000000					$0005382	$0015341
	000829	000000					$0007836	$0021694

MOUNTAIN VIEW/STONE 07/91 THRU 06/92

	FILINGS	CNV	DISM	APPL	FINES ASSESSED	FINES COLLECTED	COSTS ASSESSED	COSTS COLLECTE
NEG HOMICIDE	000000	000000	000000	000000				
MISDEMEANOR	000420	000263	000112	000000				
	000420	000263	000112	000000	$0024419	$0012844	$0010640	$0006159
FELONIES	000000	00000	BOUND	OVER				
DWI 1	000078	000066	000003	000000	$0022623	$0012832	$0018489	$0015028
DWI 2	000015	000020	000000	000000	$0009885	$0000000	$0005301	$0000000
DWI 3	000002	000001	000000	000000	$0000301	$0000000	$0000294	$0000000
OTHER TRAFF	000946	000720	000161	000000	$0027907	$0022473	$0018322	$0015367
	001041	000807	000164	000000	$0060716	$0035305	$0042406	$0030395
SMALL CLAIMS	000133	000133					$0001560	$0001550
OTHER CIVIL	000168	000168					$0001940	$0001940
	000301	000301					$0003500	$0003490

MT. IDA/MONTGOMERY 07/91 THRU 06/92

	FILINGS	CNV	DISM	APPL	FINES ASSESSED	FINES COLLECTED	COSTS ASSESSED	COSTS COLLECTE
NEG HOMICIDE	000000	000000	000000	000000				
MISDEMEANOR	000191	000118	000022	000000				
	000191	000118	000022	000000	$0009899	$0006452	$0006438	$0005490
FELONIES	000000	00005	BOUND	OVER				
DWI 1	000030	000031	000002	000000	$0007750	$0004000	$0009943	$0005062
DWI 2	000010	000003	000005	000000	$0002000	$0000500	$0001282	$0000313
DWI 3	000000	000000	000000	000000	$0000000	$0000000	$0000000	$0000000
OTHER TRAFF	001034	000713	000052	000001	$0032941	$0025176	$0048751	$0037537
	001074	000747	000059	000001	00042691	$0029676	$0059976	$0042912
SMALL CLAIMS	000078	000024					$0001818	$0001968
OTHER CIVIL	000003	000000					$0000021	$0000062
	000081	000024					$0001839	$0002030

MURFREESBORO/PIKE 07/91 THRU 06/92

	FILINGS	CNV	DISM	APPL	FINES ASSESSED	FINES COLLECTED	COSTS ASSESSED	COSTS COLLECTE
NEG HOMICIDE	000000	000000	000000	000000				
MISDEMEANOR	000095	000188	000007	000000				
	000095	000188	000007	000000	$0017640	$0017640	$0011009	$0011009
FELONIES	000000	00000	BOUND	OVER				
DWI 1	000002	000000	000000	000000	$0001474	$0000000	$0000117	$0000000
DWI 2	000000	000000	000000	000000	$0000000	$0000000	$0000000	$0000000
DWI 3	000000	000000	000000	000000	$0000000	$0000000	$0000000	$0000000
OTHER TRAFF	000098	000000	000000	000000	$0000000	$0000000	$0000000	$0000000
	000100	000000	000000	000000	00001474	$0000000	$0000117	$0000000
SMALL CLAIMS	000000	000000					$0000000	$0000000
OTHER CIVIL	000000	000000					$0000000	$0000000
	000000	000000					$0000000	$0000000

NASHVILLE/HOWARD 07/91 THRU 06/92

	FILINGS	CNV	DISM	APPL	FINES ASSESSED	FINES COLLECTED	COSTS ASSESSED	COSTS COLLECTE
NEG HOMICIDE	000000	000000	000000	000000				
MISDEMEANOR	001051	000759	000193	000000				
	001051	000759	000193	000000	$0053630	$0048759	$0050444	$0046786
FELONIES	000000	00000	BOUND	OVER				
DWI 1	000467	000381	000069	000000	$0032198	$0036200	$0023365	$0033010
DWI 2	000039	000035	000006	000000	$0000000	$0000000	$0000000	$0000000
DWI 3	000016	000012	000003	000000	$0000000	$0000000	$0000000	$0000000
OTHER TRAFF	001642	001369	000194	000000	$0082551	$0049106	$0072219	$0046473
	002164	001797	000272	000000	00114749	$0085306	$0095584	$0079483
SMALL CLAIMS	000393	000393					$0015021	$0015021
OTHER CIVIL	000287	000287					$0011614	$0011614
	000680	000680					$0026635	$0026635

NEWPORT/JACKSON 07/91 THRU 06/92

	FILINGS	CNV	DISM	APPL	FINES ASSESSED	FINES COLLECTED	COSTS ASSESSED	COSTS COLLECTE
NEG HOMICIDE	000000	000000	000000	000000				
MISDEMEANOR	001281	000948	000238	000000				
	001281	000948	000238	000000	$0053574	$0019153	$0072996	$0016773
FELONIES	000000	00000	BOUND	OVER				
DWI 1	000114	000083	000019	000005	$0013444	$0001632	$0035286	$0001671
DWI 2	000032	000023	000004	000000	$0006950	$0000000	$0011470	$0000000
DWI 3	000010	000006	000002	000000	$0007050	$0000000	$0003359	$0000000
OTHER TRAFF	002052	001584	000412	000000	$0055154	$0046588	$0068106	$0021902
	002208	001696	000437	000005	00082598	$0048220	$0118221	$0023573
SMALL CLAIMS	000426	000426					$0009126	$0009126
OTHER CIVIL	000188	000188					$0004083	$0004083
	000614	000614					$0013209	$0013209

NORTH LITTLE ROCK/PULASKI 07/91 THRU 06/92

	FILINGS	CNV	DISM	APPL	FINES ASSESSED	FINES COLLECTED	COSTS ASSESSED	COSTS COLLECTE
NEG HOMICIDE	000000	000000	000000	000000				
MISDEMEANOR	007529	003612	000257	000015				
	007529	003612	000257	000015	$0541630	$0246759	$0266084	$0131830
FELONIES	000000	01066 BOUND OVER						
DWI 1	000311	000449	000030	000020	$0036053	$0029833	$0051671	$0043644
DWI 2	000000	000000	000000	000000	$0000000	$0000000	$0000000	$0000000
DWI 3	000342	000000	000000	000000	$0000000	$0000000	$0000000	$0000000
OTHER TRAFF	011108	000000	000000	000000	$0430626	$0365221	$0596992	$0527148
	011761	000449	000030	000020	$0466679	$0395054	$0648663	$0570792
SMALL CLAIMS	000594	000323					$0011860	$0011860
OTHER CIVIL	000759	000420					$0012614	$0012614
	001353	000743					$0024474	$0024474

OZARK/FRANKLIN 07/91 THRU 06/92

	FILINGS	CNV	DISM	APPL	FINES ASSESSED	FINES COLLECTED	COSTS ASSESSED	COSTS COLLECTE
NEG HOMICIDE	000000	000000	000000	000000				
MISDEMEANOR	000766	000691	000298	000012				
	000766	000691	000298	000012	$0086226	$0032541	$0031502	$0023832
FELONIES	000000	00000 BOUND OVER						
DWI 1	000121	000121	000012	000026	$0028065	$0009935	$0037759	$0015027
DWI 2	000022	000014	000000	000007	$0005305	$0001122	$0004531	$0000564
DWI 3	000007	000002	000001	000001	$0002271	$0000000	$0000919	$0000000
OTHER TRAFF	001956	001551	000366	000075	$0055300	$0045257	$0066013	$0055903
	002106	001685	000379	000109	$0090941	$0056354	$0109222	$0071494
SMALL CLAIMS	000047	000049					$0000917	$0000917
OTHER CIVIL	000017	000011					$0000462	$0000462
	000064	000060					$0001379	$0001379

PARAGOULD/GREENE 07/91 THRU 06/92

	FILINGS	CNV	DISM	APPL	FINES ASSESSED	FINES COLLECTED	COSTS ASSESSED	COSTS COLLECTE
NEG HOMICIDE	000000	000000	000000	000000				
MISDEMEANOR	004580	002803	000602	000003				
	004580	002803	000602	000003	$0121109	$0113533	$0146194	$0143737
FELONIES	000062	00162 BOUND OVER						
DWI 1	000308	000201	000010	000001	$0072719	$0057835	$0028270	$0024396
DWI 2	000078	000052	000000	000000	$0033040	$0025358	$0005421	$0005005
DWI 3	000018	000017	000000	000000	$0008475	$0005171	$0000714	$0000405
OTHER TRAFF	004403	003259	000281	000002	$0104390	$0091852	$0152733	$0149082
	004807	003523	000291	000003	$0218624	$0180246	$0187138	$0178838
SMALL CLAIMS	000102	000039					$0004857	$0004857
OTHER CIVIL	001008	000494					$0022737	$0022737
	001110	000533					$0027594	$0027594

PARIS/LOGAN 07/91 THRU 06/92

	FILINGS	CNV	DISM	APPL	FINES ASSESSED	FINES COLLECTED	COSTS ASSESSED	COSTS COLLECTE
NEG HOMICIDE	000000	000000	000000	000000				
MISDEMEANOR	000454	000444	000005	000006				
	000454	000444	000005	000006	$0023293	$0013739	$0011303	$0007092
FELONIES	000000	00000 BOUND OVER						
DWI 1	000074	000059	000002	000017	$0017177	$0002338	$0018257	$0002527
DWI 2	000014	000012	000000	000004	$0007108	$0000000	$0004536	$0000000
DWI 3	000004	000003	000000	000002	$0003258	$0000000	$0001115	$0000000
OTHER TRAFF	000436	000381	000000	000020	$0007640	$0008246	$0007177	$0012700
	000528	000455	000002	000043	$0035183	$0010634	$0031085	$0015227
SMALL CLAIMS	000128	000100					$0002684	$0002684
OTHER CIVIL	000029	000026					$0000790	$0000790
	000157	000126					$0003474	$0003474

PERRYVILLE/PERRY 07/91 THRU 06/92

	FILINGS	CNV	DISM	APPL	FINES ASSESSED	FINES COLLECTED	COSTS ASSESSED	COSTS COLLECTE
NEG HOMICIDE	000000	000000	000000	000000				
MISDEMEANOR	000778	000480	000037	000054				
	000778	000480	000037	000054	$0045399	$0032326	$0024290	$0014288
FELONIES	000000	00053	BOUND	OVER				
DWI 1	000069	000051	000006	000007	$0029400	$0016191	$0003473	$0002174
DWI 2	000001	000001	000000	000000	$0001260	$0000000	$0000062	$0000000
DWI 3	000000	000000	000000	000000	$0000000	$0000000	$0000000	$0000000
OTHER TRAFF	001090	000894	000049	000049	$0030064	$0019343	$0049163	$0036827
	001160	000946	000055	000056	00060724	$0035534	$0052698	$0039001
SMALL CLAIMS	000112	000067					$0002095	$0001327
OTHER CIVIL	000000	000000					$0000000	$0000000
	000112	000067					$0002095	$0001327

PIGGOTT/CLAY 07/91 THRU 06/92

	FILINGS	CNV	DISM	APPL	FINES ASSESSED	FINES COLLECTED	COSTS ASSESSED	COSTS COLLECTE
NEG HOMICIDE	000000	000000	000000	000000				
MISDEMEANOR	000259	000241	000000	000000				
	000259	000241	000000	000000	$0000000	$0013026	$0000000	$0008977
FELONIES	000000	00000	BOUND	OVER				
DWI 1	000059	000058	000000	000000	$0000000	$0005352	$0000000	$0005374
DWI 2	000002	000002	000000	000000	$0000000	$0000527	$0000000	$0000298
DWI 3	000001	000001	000000	000000	$0000000	$0000927	$0000000	$0000298
OTHER TRAFF	000444	000402	000000	000000	$0000000	$0009423	$0000000	$0012134
	000506	000463	000000	000000	00000000	$0016229	$0000000	$0018104
SMALL CLAIMS	000000	000000					$0000000	$0000000
OTHER CIVIL	000000	000000					$0000000	$0000000
	000000	000000					$0000000	$0000000

PINE BLUFF/JEFFERSON 07/91 THRU 06/92

	FILINGS	CNV	DISM	APPL	FINES ASSESSED	FINES COLLECTED	COSTS ASSESSED	COSTS COLLECTE
NEG HOMICIDE	000000	000000	000000	000000				
MISDEMEANOR	004168	000000	000000	000000				
	004168	000000	000000	000000	$0000000	$0171679	$0000000	$0066333
FELONIES	000000	00000	BOUND	OVER				
DWI 1	000437	000000	000000	000000	$0000000	$0016044	$0000000	$0008828
DWI 2	000010	000000	000000	000000	$0000000	$0000000	$0000000	$0000000
DWI 3	000005	000000	000000	000000	$0000000	$0000000	$0000000	$0000000
OTHER TRAFF	011124	000000	000000	000000	$0000000	$0360669	$0000000	$0227490
	011626	000000	000000	000000	00000000	$0376713	$0000000	$0236318
SMALL CLAIMS	000990	000000					$0001286	$0024071
OTHER CIVIL	003703	000000					$0011903	$0114205
	004693	000000					$0013189	$0138276

POCAHONTAS/RANDOLPH 07/91 THRU 06/92

	FILINGS	CNV	DISM	APPL	FINES ASSESSED	FINES COLLECTED	COSTS ASSESSED	COSTS COLLECTE
NEG HOMICIDE	000000	000000	000000	000000				
MISDEMEANOR	001035	000620	000159	000014				
	001035	000620	000159	000014	$0050405	$0031935	$0025768	$0020617
FELONIES	000000	00000	BOUND	OVER				
DWI 1	000131	000102	000022	000011	$0037068	$0021575	$0080035	$0018734
DWI 2	000028	000016	000004	000001	$0013754	$0005145	$0005005	$0002114
DWI 3	000012	000004	000001	000000	$0006443	$0000150	$0000941	$0000000
OTHER TRAFF	001538	001228	000063	000004	$0045550	$0044534	$0042356	$0046244
	001709	001350	000090	000016	00102815	$0071384	$0128337	$0067092
SMALL CLAIMS	000213	000116					$0000000	$0000000
OTHER CIVIL	000168	000014					$0000000	$0000000
	000381	000130					$0000000	$0000000

PRAIRIE GROVE/WASHINGTON 07/91 THRU 06/92

	FILINGS	CNV	DISM	APPL	FINES ASSESSED	FINES COLLECTED	COSTS ASSESSED	COSTS COLLECTE
NEG HOMICIDE	000000	000000	000000	000000				
MISDEMEANOR	000503	000244	000031	000001				
	000503	000244	000031	000001	$0008275	$0009785	$0010302	$0014250
FELONIES	000000	00000	BOUND	OVER				
DWI 1	000075	000055	000010	000008	$0011196	$0017293	$0012973	$0019015
DWI 2	000007	000010	000001	000001	$0003200	$0003082	$0003208	$0001650
DWI 3	000002	000005	000000	000000	$0000900	$0003451	$0000650	$0001289
OTHER TRAFF	002470	001719	000094	000011	$0027027	$0033676	$0066353	$0072497
	002554	001789	000105	000020	00042323	$0057502	$0083184	$0094451
SMALL CLAIMS	000073	000051					$0001604	$0001604
OTHER CIVIL	000058	000043					$0001534	$0001534
	000131	000094					$0003138	$0003138

PRESCOTT/NEVADA 07/91 THRU 06/92

	FILINGS	CNV	DISM	APPL	FINES ASSESSED	FINES COLLECTED	COSTS ASSESSED	COSTS COLLECTE
NEG HOMICIDE	000000	000000	000000	000000				
MISDEMEANOR	000756	000535	000130	000002				
	000756	000535	000130	000002	$0039761	$0038066	$0023093	$0020602
FELONIES	000006	00015	BOUND	OVER				
DWI 1	000030	000070	000002	000001	$0027017	$0013456	$0024036	$0013095
DWI 2	000016	000011	000003	000000	$0007294	$0003346	$0003940	$0001949
DWI 3	000002	000003	000000	000000	$0003151	$0000000	$0000982	$0000000
OTHER TRAFF	002796	002426	000101	000000	$0061681	$0063860	$0098283	$0104681
	002894	002510	000106	000001	00099143	$0080662	$0127241	$0119725
SMALL CLAIMS	000139	000101					$0002872	$0002872
OTHER CIVIL	000005	000001					$0000237	$0000237
	000144	000102					$0003109	$0003109

PULASKI COUNTY/PULASKI 07/91 THRU 06/92

	FILINGS	CNV	DISM	APPL	FINES ASSESSED	FINES COLLECTED	COSTS ASSESSED	COSTS COLLECTE
NEG HOMICIDE	000000	000000	000000	000000				
MISDEMEANOR	004905	002980	000000	000000				
	004905	002980	000000	000000	$0134393	$0000000	$0235784	$0000000
FELONIES	000000	01328 BOUND OVER						
DWI 1	000956	000644	000000	000000	$0262013	$0000000	$0151201	$0000000
DWI 2	000013	000007	000000	000000	$0000000	$0000000	$0000000	$0000000
DWI 3	000055	000050	000000	000000	$0016350	$0000000	$0010080	$0000000
OTHER TRAFF	009521	004713	000000	000000	$0264165	$0000000	$0181031	$0000000
	010545	005414	000000	000000	00542528	$0000000	$0342312	$0000000
SMALL CLAIMS	002020	000000					$0037224	$0063994
OTHER CIVIL	000494	000000					$0005641	$0010468
	002514	000000					$0042365	$0074462

RECTOR/CLAY 07/91 THRU 06/92

	FILINGS	CNV	DISM	APPL	FINES ASSESSED	FINES COLLECTED	COSTS ASSESSED	COSTS COLLECTE
NEG HOMICIDE	000000	000000	000000	000000				
MISDEMEANOR	000093	000088	000005	000000				
	000093	000088	000005	000000	$0011016	$0009717	$0003484	$0002924
FELONIES	000000	00003 BOUND OVER						
DWI 1	000020	000019	000001	000003	$0004581	$0007186	$0005597	$0003503
DWI 2	000002	000002	000000	000000	$0001072	$0000250	$0000578	$0000150
DWI 3	000000	000000	000000	000000	$0000000	$0000200	$0000000	$0000000
OTHER TRAFF	000329	000322	000006	000000	$0017509	$0016556	$0011947	$0011380
	000351	000343	000007	000003	00023162	$0024192	$0013122	$0015033
SMALL CLAIMS	000021	000023					$0000357	$0000357
OTHER CIVIL	000005	000003					$0000099	$0000099
	000026	000026					$0000456	$0000456

RISON/CLEVELAND 07/91 THRU 06/92

	FILINGS	CNV	DISM	APPL	FINES ASSESSED	FINES COLLECTED	COSTS ASSESSED	COSTS COLLECTE
NEG HOMICIDE	000000	000000	000000	000000				
MISDEMEANOR	000780	000254	000029	000003				
	000780	000254	000029	000003	$0054839	$0004637	$0032591	$0006098
FELONIES	000000	00011	BOUND	OVER				
DWI 1	000032	000005	000000	000001	$0007918	$0000000	$0009830	$0000000
DWI 2	000009	000002	000000	000000	$0004085	$0000000	$0002784	$0000000
DWI 3	000004	000001	000000	000000	$0004421	$0000000	$0001229	$0000000
OTHER TRAFF	000584	000237	000005	000000	$0015942	$0040441	$0026897	$0042456
	000629	000245	000005	000001	00032366	$0040441	$0040740	$0042456
SMALL CLAIMS	000024	000002					$0000643	$0000643
OTHER CIVIL	000012	000003					$0000282	$0000282
	000036	000005					$0000925	$0000925

ROGERS/BENTON 07/91 THRU 06/92

	FILINGS	CNV	DISM	APPL	FINES ASSESSED	FINES COLLECTED	COSTS ASSESSED	COSTS COLLECTE
NEG HOMICIDE	000000	000000	000000	000000				
MISDEMEANOR	005929	002963	002124	000007				
	005929	002963	002124	000007	$0080207	$0057425	$0141830	$0103931
FELONIES	000000	00000	BOUND	OVER				
DWI 1	000244	000173	000077	000008	$0057219	$0033219	$0055759	$0044107
DWI 2	000016	000004	000003	000007	$0002400	$0000000	$0001310	$0000000
DWI 3	000001	000003	000000	000000	$0002150	$0000000	$0000990	$0000000
OTHER TRAFF	007792	006179	000838	000004	$0128588	$0111932	$0304273	$0264453
	008053	006359	000918	000019	00190357	$0145151	$0362332	$0308560
SMALL CLAIMS	000736	000976					$0018333	$0018334
OTHER CIVIL	000968	000772					$0034293	$0034293
	001704	001748					$0052626	$0052627

RUSSELLVILLE/POPE 07/91 THRU 06/92

	FILINGS	CNV	DISM	APPL	FINES ASSESSED	FINES COLLECTED	COSTS ASSESSED	COSTS COLLECTE
NEG HOMICIDE	000000	000000	000000	000000				
MISDEMEANOR	003906	003242	000545	000000				
	003906	003242	000545	000000	$0192193	$0000000	$0150330	$0000000
FELONIES	000000	00000	BOUND	OVER				
DWI 1	000337	000313	000018	000000	$0072716	$0000000	$0089753	$0000000
DWI 2	000075	000071	000004	000000	$0126724	$0000000	$0019892	$0000000
DWI 3	000027	000014	000003	000000	$0042233	$0000000	$0004084	$0000000
OTHER TRAFF	005652	004458	000813	000009	$0150217	$0000000	$0139321	$0000000
	006091	004856	000838	000009	00391890	$0000000	$0253050	$0000000
SMALL CLAIMS	000801	000000					$0024251	$0312112
OTHER CIVIL	000292	000000					$0011005	$0005220
	001093	000000					$0035256	$0017332

SALEM/FULTON 07/91 THRU 06/92

	FILINGS	CNV	DISM	APPL	FINES ASSESSED	FINES COLLECTED	COSTS ASSESSED	COSTS COLLECTE
NEG HOMICIDE	000000	000000	000000	000000				
MISDEMEANOR	000021	000001	000017	000000				
	000021	000001	000017	000000	$0000000	$0000000	$0000038	$0000000
FELONIES	000000	00000	BOUND	OVER				
DWI 1	000060	000048	000001	000001	$0009699	$0003901	$0015904	$0005533
DWI 2	000006	000005	000000	000000	$0002000	$0000400	$0001611	$0000319
DWI 3	000001	000001	000000	000000	$0000600	$0000000	$0000323	$0000000
OTHER TRAFF	001438	001167	000149	000000	$0026215	$0020158	$0038061	$0034648
	001505	001221	000150	000001	00038514	$0024459	$0055899	$0040500
SMALL CLAIMS	000002	000002					$0000033	$0000033
OTHER CIVIL	000000	000000					$0000000	$0000000
	000002	000002					$0000033	$0000033

SEARCY/WHITE 07/91 THRU 06/92

	FILINGS	CNV	DISM	APPL	FINES ASSESSED	FINES COLLECTED	COSTS ASSESSED	COSTS COLLECTE
NEG HOMICIDE	000000	000000	000000	000000				
MISDEMEANOR	001580	000983	000293	000000				
	001580	000983	000293	000000	$0065074	$0034247	$0045537	$0032676
FELONIES	000000	00027	BOUND	OVER				
DWI 1	000279	000193	000005	000000	$0066544	$0021925	$0060007	$0026718
DWI 2	000068	000041	000001	000001	$0026354	$0010129	$0014097	$0007239
DWI 3	000018	000015	000001	000000	$0015063	$0001946	$0004649	$0001074
OTHER TRAFF	004588	003375	000545	000000	$0070224	$0064790	$0119359	$0101150
	004953	003624	000552	000001	00178185	$0098790	$0198112	$0136181
SMALL CLAIMS	000618	000391					$0047877	$0026809
OTHER CIVIL	000173	000093					$0002067	$0002067
	000791	000484					$0049944	$0028876

SHERIDAN/GRANT 07/91 THRU 06/92

	FILINGS	CNV	DISM	APPL	FINES ASSESSED	FINES COLLECTED	COSTS ASSESSED	COSTS COLLECTE
NEG HOMICIDE	000000	000000	000000	000000				
MISDEMEANOR	000881	000397	000015	000000				
	000881	000397	000015	000000	$0044451	$0024658	$0019052	$0010524
FELONIES	000000	00000	BOUND	OVER				
DWI 1	000034	000032	000000	000000	$0011356	$0000351	$0010804	$0000318
DWI 2	000015	000006	000000	000000	$0003056	$0000000	$0001983	$0000000
DWI 3	000008	000000	000000	000000	$0000000	$0000000	$0000000	$0000000
OTHER TRAFF	002711	001473	000004	000000	$0052234	$0046420	$0064236	$0056797
	002818	001511	000004	000000	00066696	$0046771	$0077023	$0057115
SMALL CLAIMS	000103	000000					$0002352	$0002352
OTHER CIVIL	000051	000000					$0001027	$0001027
	000154	000000					$0003379	$0003379

SHERWOOD/PULASKI 07/91 THRU 06/92

	FILINGS	CNV	DISM	APPL	FINES ASSESSED	FINES COLLECTED	COSTS ASSESSED	COSTS COLLECTE
NEG HOMICIDE	000000	000000	000000	000000				
MISDEMEANOR	001731	001694	000037	000000				
	001731	001694	000037	000000	$0108131	$0053402	$0266448	$0143317
FELONIES	000000	00000	BOUND	OVER				
DWI 1	000168	000075	000000	000000	$0063043	$0051630	$0054608	$0048585
DWI 2	000053	000020	000000	000000	$0028465	$0014335	$0017216	$0009238
DWI 3	000023	000005	000000	000000	$0012092	$0002422	$0007524	$0001458
OTHER TRAFF	006729	005565	001109	000000	$0102246	$0135778	$0063794	$0081651
	006973	005665	001109	000000	00205846	$0204135	$0143142	$0140932
SMALL CLAIMS	000905	000905					$0013090	$0013090
OTHER CIVIL	006565	006565					$0062300	$0062300
	007470	007470					$0075390	$0075390

SILOAM SPRINGS/BENTON 07/91 THRU 06/92

	FILINGS	CNV	DISM	APPL	FINES ASSESSED	FINES COLLECTED	COSTS ASSESSED	COSTS COLLECTE
NEG HOMICIDE	000000	000000	000000	000000				
MISDEMEANOR	000696	000001	000005	000097				
	000696	000001	000005	000097	$0013398	$0023769	$0011289	$0021113
FELONIES	001409	01069	BOUND	OVER				
DWI 1	000058	000000	000001	000003	$0000000	$0000000	$0000000	$0000000
DWI 2	000010	000000	000001	000001	$0000000	$0000000	$0000000	$0000000
DWI 3	000002	000000	000000	000000	$0000000	$0000000	$0000000	$0000000
OTHER TRAFF	002654	000002	000014	000266	$0044993	$0059593	$0072833	$0096565
	002724	000002	000016	000270	00044993	$0059593	$0072833	$0096565
SMALL CLAIMS	000175	000018					$0000000	$0000000
OTHER CIVIL	000034	000006					$0000000	$0019996
	000209	000024					$0000000	$0019996

SPRINGDALE/WASHINGTON 07/91 THRU 06/92

	FILINGS	CNV	DISM	APPL	FINES ASSESSED	FINES COLLECTED	COSTS ASSESSED	COSTS COLLECTE
NEG HOMICIDE	000000	000000	000000	000000				
MISDEMEANOR	005638	002913	001586	001139				
	005638	002913	001586	001139	$0092561	$0000000	$0092740	$0000000
FELONIES	000000	00038	BOUND	OVER				
DWI 1	000382	000348	000033	000001	$0067928	$0000000	$0078748	$0000000
DWI 2	000002	000002	000000	000000	$0000000	$0000000	$0000000	$0000000
DWI 3	000000	000000	000000	000000	$0000000	$0000000	$0000000	$0000000
OTHER TRAFF	007787	006161	001626	000000	$0205735	$0000000	$0165442	$0000000
	008171	006511	001659	000001	$0273663	$0000000	$0244190	$0000000
SMALL CLAIMS	000444	000000					$0003052	$0009194
OTHER CIVIL	000383	000000					$0005402	$0010555
	000827	000000					$0008454	$0019749

STAR CITY/LINCOLN 07/91 THRU 06/92

	FILINGS	CNV	DISM	APPL	FINES ASSESSED	FINES COLLECTED	COSTS ASSESSED	COSTS COLLECTE
NEG HOMICIDE	000000	000000	000000	000000				
MISDEMEANOR	000485	000379	000108	000000				
	000485	000379	000108	000000	$0038486	$0006440	$0018919	$0001974
FELONIES	000000	00000	BOUND	OVER				
DWI 1	000079	000078	000004	000005	$0035815	$0013462	$0022880	$0006983
DWI 2	000018	000022	000000	000002	$0016200	$0001455	$0006961	$0000620
DWI 3	000002	000002	000000	000000	$0002398	$0000930	$0000602	$0000000
OTHER TRAFF	000723	000661	000052	000000	$0034938	$0014115	$0015552	$0007257
	000822	000763	000056	000007	$0089351	$0029932	$0045995	$0014860
SMALL CLAIMS	000076	000052					$0002008	$0002008
OTHER CIVIL	000055	000013					$0000669	$0000532
	000131	000065					$0002677	$0002540

STUTTGART/ARKANSAS 07/91 THRU 06/92

	FILINGS	CNV	DISM	APPL	FINES ASSESSED	FINES COLLECTED	COSTS ASSESSED	COSTS COLLECTE
NEG HOMICIDE	000000	000000	000000	000000				
MISDEMEANOR	002051	001277	000210	000002				
	002051	001277	000210	000002	$0152747	$0023822	$0040542	$0008943
FELONIES	000000	00000	BOUND	OVER				
DWI 1	000301	000243	000015	000000	$0090945	$0007138	$0051243	$0012891
DWI 2	000011	000008	000000	000000	$0005194	$0000724	$0002510	$0000313
DWI 3	000002	000002	000000	000000	$0001647	$0000000	$0000627	$0000000
OTHER TRAFF	003040	002144	000127	000000	$0069437	$0033858	$0069713	$0025025
	003354	002397	000142	000000	00167223	$0041720	$0124093	$0038229
SMALL CLAIMS	000305	000271					$0004806	$0010803
OTHER CIVIL	000808	000743					$0010093	$0025673
	001113	001014					$0014899	$0036476

TEXARKANA/MILLER 07/91 THRU 06/92

	FILINGS	CNV	DISM	APPL	FINES ASSESSED	FINES COLLECTED	COSTS ASSESSED	COSTS COLLECTE
NEG HOMICIDE	000000	000000	000000	000000				
MISDEMEANOR	005246	004983	000476	000005				
	005246	004983	000476	000005	$0323902	$0178241	$0223085	$0154138
FELONIES	000000	00634	BOUND	OVER				
DWI 1	000564	000424	000024	000037	$0136828	$0025048	$0164170	$0029613
DWI 2	000083	000077	000000	000001	$0040821	$0003971	$0029355	$0003076
DWI 3	000015	000012	000000	000000	$0014040	$0001218	$0004529	$0000393
OTHER TRAFF	008639	006600	000751	000001	$0222110	$0378890	$0217059	$0196771
	009301	007113	000775	000039	00413799	$0409127	$0415113	$0229853
SMALL CLAIMS	000161	000234					$0004553	$0004553
OTHER CIVIL	000067	000070					$0002148	$0002148
	000228	000304					$0006701	$0006701

TRUMANN/POINSETT 07/91 THRU 06/92

	FILINGS	CNV	DISM	APPL	FINES ASSESSED	FINES COLLECTED	COSTS ASSESSED	COSTS COLLECTE
NEG HOMICIDE	000000	000000	000000	000000				
MISDEMEANOR	000139	000252	000145	000014				
	000000	000199	000125	000013	$0026259	$0018020	$0039147	$0022333
FELONIES	000000	00000	BOUND	OVER				
DWI 1	000000	000012	000006	000010	$0033421	$0015744	$0026149	$0016508
DWI 2	000000	000004	000002	000002	$0019029	$0008658	$0008699	$0005172
DWI 3	000000	000001	000000	000001	$0004280	$0003595	$0001426	$0001252
OTHER TRAFF	000000	000542	000105	000004	$0039927	$0031110	$0049421	$0037408
	000000	000559	000113	000017	00096657	$0059107	$0085695	$0060340
SMALL CLAIMS	000000	000000					$0000000	$0000000
OTHER CIVIL	000000	000000					$0000000	$0000000
	000000	000000					$0000000	$0000000

TYRONZA/POINSETT 07/91 THRU 06/92

	FILINGS	CNV	DISM	APPL	FINES ASSESSED	FINES COLLECTED	COSTS ASSESSED	COSTS COLLECTE
NEG HOMICIDE	000000	000000	000000	000000				
MISDEMEANOR	000236	000172	000048	000000				
	000236	000172	000048	000000	$0005868	$0005559	$0006934	$0006027
FELONIES	000000	00000	BOUND	OVER				
DWI 1	000024	000023	000002	000001	$0006634	$0003292	$0008051	$0004964
DWI 2	000000	000000	000000	000000	$0000000	$0000312	$0000000	$0000337
DWI 3	000000	000000	000000	000000	$0000000	$0000000	$0000000	$0000000
OTHER TRAFF	002775	002528	000052	000001	$0073545	$0072314	$0103195	$0111679
	002799	002551	000054	000002	00080179	$0075918	$0111246	$0116980
SMALL CLAIMS	000000	000000					$0000000	$0000000
OTHER CIVIL	000000	000000					$0000000	$0000000
	000000	000000					$0000000	$0000000

ULM/PRAIRIE 07/91 THRU 06/92

	FILINGS	CNV	DISM	APPL	FINES ASSESSED	FINES COLLECTED	COSTS ASSESSED	COSTS COLLECTE
NEG HOMICIDE	000000	000000	000000	000000				
MISDEMEANOR	000000	000000	000000	000000				
	000000	000000	000000	000000	$0000000	$0000000	$0000000	$0000000
FELONIES	000000	00000 BOUND OVER						
DWI 1	000000	000000	000000	000000	$0000000	$0000000	$0000000	$0000000
DWI 2	000000	000000	000000	000000	$0000000	$0000000	$0000000	$0000000
DWI 3	000000	000000	000000	000000	$0000000	$0000000	$0000000	$0000000
OTHER TRAFF	000016	000000	000000	000000	$0000797	$0000797	$0000420	$0000420
	000016	000000	000000	000000	$0000797	$0000797	$0000420	$0000420
SMALL CLAIMS	000000	000000					$0000000	$0000000
OTHER CIVIL	000000	000000					$0000000	$0000000
	000000	000000					$0000000	$0000000

VAN BUREN/CRAWFORD 07/91 THRU 06/92

	FILINGS	CNV	DISM	APPL	FINES ASSESSED	FINES COLLECTED	COSTS ASSESSED	COSTS COLLECTE
NEG HOMICIDE	000000	000000	000000	000000				
MISDEMEANOR	003684	000000	000000	000000				
	003684	000000	000000	000000	$0356058	$0155349	$0080762	$0065596
FELONIES	000000	00004 BOUND OVER						
DWI 1	000357	000257	000007	000012	$0075360	$0035440	$0072409	$0034125
DWI 2	000061	000029	000002	000004	$0015720	$0004900	$0008314	$0002863
DWI 3	000010	000004	000000	000001	$0004020	$0000000	$0001148	$0000000
OTHER TRAFF	007037	000000	000000	000000	$0354839	$0301149	$0153533	$0124961
	007465	000290	000009	000017	$0449939	$0341489	$0235404	$0161949
SMALL CLAIMS	000235	000000					$0005944	$0005944
OTHER CIVIL	000416	000000					$0011500	$0011500
	000651	000000					$0017444	$0017444

WALDRON/SCOTT 07/91 THRU 06/92

	FILINGS	CNV	DISM	APPL	FINES ASSESSED	FINES COLLECTED	COSTS ASSESSED	COSTS COLLECTE
NEG HOMICIDE	000000	000000	000000	000000				
MISDEMEANOR	000788	000689	000239	000000				
	000788	000689	000239	000000	$0051070	$0000000	$0022382	$0000000
FELONIES	000000	00000	BOUND	OVER				
DWI 1	000071	000065	000006	000000	$0023277	$0000000	$0019682	$0000000
DWI 2	000016	000013	000003	000000	$0008585	$0000000	$0004046	$0000000
DWI 3	000006	000002	000001	000000	$0001958	$0000000	$0000622	$0000000
OTHER TRAFF	001984	001691	000170	000000	$0044603	$0000000	$0054498	$0000000
	002077	001771	000180	000000	$0078423	$0000000	$0073848	$0000000
SMALL CLAIMS	000090	000070					$0001891	$0001891
OTHER CIVIL	000019	000016					$0000451	$0000451
	000109	000086					$0002342	$0002342

WALNUT RIDGE/LAWRENCE 07/91 THRU 06/92

	FILINGS	CNV	DISM	APPL	FINES ASSESSED	FINES COLLECTED	COSTS ASSESSED	COSTS COLLECTE
NEG HOMICIDE	000000	000000	000000	000000				
MISDEMEANOR	001399	000987	000362	000001				
	001399	000987	000362	000001	$0047579	$0071427	$0037720	$0027312
FELONIES	000000	00003	BOUND	OVER				
DWI 1	000174	000143	000021	000004	$0051795	$0014996	$0050091	$0016308
DWI 2	000026	000018	000005	000000	$0009795	$0002595	$0006409	$0002553
DWI 3	000008	000005	000001	000000	$0004600	$0000674	$0001607	$0000000
OTHER TRAFF	002433	002160	000272	000006	$0052233	$0047602	$0092694	$0082286
	002641	002326	000299	000010	$0118423	$0065857	$0150801	$0101147
SMALL CLAIMS	000086	000041					$0000965	$0000965
OTHER CIVIL	000112	000032					$0000801	$0000801
	000198	000073					$0001766	$0001766

WARREN/BRADLEY 07/91 THRU 06/92

	FILINGS	CNV	DISM	APPL	FINES ASSESSED	FINES COLLECTED	COSTS ASSESSED	COSTS COLLECTE
NEG HOMICIDE	000000	000000	000000	000000				
MISDEMEANOR	000809	000502	000235	000006				
	000809	000502	000235	000006	$0043769	$0024897	$0017102	$0008580
FELONIES	000000	00000	BOUND	OVER				
DWI 1	000097	000073	000013	000001	$0013378	$0003977	$0021847	$0006883
DWI 2	000017	000010	000002	000000	$0004310	$0000431	$0002992	$0000299
DWI 3	000003	000002	000000	000000	$0001862	$0001862	$0001029	$0000897
OTHER TRAFF	001915	001655	000249	000006	$0070896	$0049259	$0029393	$0020503
	002032	001740	000264	000007	$0090446	$0055529	$0055261	$0028582
SMALL CLAIMS	000790	000552					$0014163	$0005579
OTHER CIVIL	000002	000000					$0000000	$0000000
	000792	000552					$0014163	$0005579

WEST FORK/WASHINGTON 07/91 THRU 06/92

	FILINGS	CNV	DISM	APPL	FINES ASSESSED	FINES COLLECTED	COSTS ASSESSED	COSTS COLLECTE
NEG HOMICIDE	000000	000000	000000	000000				
MISDEMEANOR	000341	000226	000000	000001				
	000341	000226	000000	000001	$0008158	$0001934	$0010248	$0002208
FELONIES	000000	00009	BOUND	OVER				
DWI 1	000009	000000	000001	000000	$0000318	$0000000	$0000236	$0000000
DWI 2	000003	000000	000000	000000	$0000318	$0000000	$0000318	$0000000
DWI 3	000000	000000	000000	000000	$0000000	$0000000	$0000000	$0000000
OTHER TRAFF	003056	001683	000200	000000	$0044757	$0022876	$0080385	$0049095
	003068	001683	000201	000000	$0045393	$0022876	$0082939	$0049095
SMALL CLAIMS	000009	000005					$0000186	$0000093
OTHER CIVIL	000008	000005					$0000347	$0000100
	000017	000010					$0000533	$0000193

WEST HELENA/PHILLIPS 07/91 THRU 06/92

	FILINGS	CNV	DISM	APPL	FINES ASSESSED	FINES COLLECTED	COSTS ASSESSED	COSTS COLLECTE
NEG HOMICIDE	000000	000000	000000	000000				
MISDEMEANOR	001247	000674	000219	000011				
	001247	000674	000219	000011	$0075623	$0010262	$0023472	$0006452
FELONIES	000000	00003 BOUND OVER						
DWI 1	000071	000039	000006	000012	$0008600	$0000500	$0012128	$0000841
DWI 2	000018	000007	000000	000004	$0005650	$0000000	$0002188	$0000000
DWI 3	000003	000003	000000	000001	$0015000	$0000000	$0000963	$0000000
OTHER TRAFF	001408	000921	000111	000007	$0039585	$0015121	$0034143	$0021306
	001500	000970	000117	000024	00068835	$0015621	$0049422	$0022147
SMALL CLAIMS	000048	000030					$0001028	$0001028
OTHER CIVIL	000027	000025					$0000723	$0000723
	000075	000055					$0001751	$0001751

WEST MEMPHIS/CRITTENDEN 07/91 THRU 06/92

	FILINGS	CNV	DISM	APPL	FINES ASSESSED	FINES COLLECTED	COSTS ASSESSED	COSTS COLLECTE
NEG HOMICIDE	000000	000000	000000	000000				
MISDEMEANOR	001647	001386	000739	000161				
	001647	001386	000739	000161	$0197720	$0062958	$0134396	$0062551
FELONIES	000158	00378 BOUND OVER						
DWI 1	000296	000089	000022	000090	$0076280	$0037665	$0140894	$0070523
DWI 2	000047	000012	000002	000012	$0040500	$0009862	$0023219	$0012156
DWI 3	000009	000006	000000	000005	$0012750	$0003111	$0005125	$0003238
OTHER TRAFF	006537	001651	000577	000060	$0478942	$0350118	$0422637	$0345022
	006889	001758	000601	000167	00608472	$0400756	$0591875	$0430939
SMALL CLAIMS	000190	000085					$0007420	$0007420
OTHER CIVIL	000449	000417					$0013079	$0018079
	000639	000502					$0025499	$0025499

WHITE HALL/JEFFERSON 07/91 THRU 06/92

	FILINGS	CNV	DISM	APPL	FINES ASSESSED	FINES COLLECTED	COSTS ASSESSED	COSTS COLLECTE
NEG HOMICIDE	000000	000000	000000	000000				
MISDEMEANOR	000132	000066	000002	000001				
	000132	000066	000002	000001	$0008530	$0008530	$0002790	$0002790
FELONIES	000000	00000	BOUND	OVER				
DWI 1	000057	000020	000000	000004	$0009089	$0009089	$0008027	$0008027
DWI 2	000005	000002	000000	000000	$0001873	$0001873	$0000767	$0000767
DWI 3	000000	000000	000000	000000	$0000063	$0000063	$0000155	$0000155
OTHER TRAFF	000882	000681	000024	000001	$0037684	$0037684	$0019844	$0019844
	000944	000703	000024	000005	00048709	$0048709	$0028793	$0028793
SMALL CLAIMS	000000	000000					$0000000	$0000000
OTHER CIVIL	000010	000000					$0000000	$0000000
	000010	000000					$0000000	$0000000

WRIGHTSVILLE/PULASKI 07/91 THRU 06/92

	FILINGS	CNV	DISM	APPL	FINES ASSESSED	FINES COLLECTED	COSTS ASSESSED	COSTS COLLECTE
NEG HOMICIDE	000000	000000	000000	000000				
MISDEMEANOR	000058	000013	000003	000000				
	000058	000013	000003	000000	$0003035	$0000030	$0003027	$0000132
FELONIES	000000	00001	BOUND	OVER				
DWI 1	000000	000000	000000	000000	$0000000	$0000000	$0000000	$0000000
DWI 2	000000	000000	000000	000000	$0000000	$0000000	$0000000	$0000000
DWI 3	000000	000000	000000	000000	$0000000	$0000000	$0000000	$0000000
OTHER TRAFF	000585	000093	000044	000000	$0012328	$0003164	$0019457	$0002837
	000585	000093	000044	000000	00012328	$0003164	$0019457	$0002837
SMALL CLAIMS	000008	000000					$0000134	$0000134
OTHER CIVIL	000423	000059					$0011640	$0011643
	000431	000059					$0011824	$0011827

WYNNE/CROSS 07/91 THRU 06/92

	FILINGS	CNV	DISM	APPL	FINES ASSESSED	FINES COLLECTED	COSTS ASSESSED	COSTS COLLECTE
NEG HOMICIDE	000000	000000	000000	000000				
MISDEMEANOR	002512	000520	000000	000001				
	002512	000520	000000	000000	$0115447	$0057231	$0043438	$0026656
FELONIES	000000	00000	BOUND	OVER				
DWI 1	000250	000138	000000	000000	$0084867	$0031705	$0053271	$0035105
DWI 2	000000	000000	000000	000000	$0000000	$0000000	$0000000	$0000000
DWI 3	000000	000000	000000	000000	$0000000	$0000000	$0000000	$0000000
OTHER TRAFF	001165	000138	000000	000000	$0025353	$0017109	$0042572	$0032018
	001415	000276	000000	000000	00110220	$0048814	$0100843	$0067123
SMALL CLAIMS	000344	000344					$0008185	$0008185
OTHER CIVIL	000517	000517					$0010387	$0010387
	000861	000861					$0018572	$0018572

YELL COUNTY/YELL 07/91 THRU 06/92

	FILINGS	CNV	DISM	APPL	FINES ASSESSED	FINES COLLECTED	COSTS ASSESSED	COSTS COLLECTE
NEG HOMICIDE	000000	000000	000000	000000				
MISDEMEANOR	001047	000827	000021	000003				
	001047	000827	000021	000003	$0026920	$0025376	$0019848	$0018769
FELONIES	000000	00000	BOUND	OVER				
DWI 1	000036	000034	000000	000005	$0013138	$0006041	$0009016	$0006233
DWI 2	000009	000007	000000	000001	$0009586	$0001429	$0002906	$0000531
DWI 3	000003	000001	000000	000000	$0002679	$0000020	$0000321	$0000045
OTHER TRAFF	000672	000602	000009	000006	$0019963	$0016247	$0016602	$0015962
	000720	000644	000009	000012	00045366	$0023737	$0028845	$0022771
SMALL CLAIMS	000000	000000					$0000000	$0000000
OTHER CIVIL	000000	000000					$0000000	$0000000
	000000	000000					$0000000	$0000000

STATE TOTAL 07/91 THRU 06/92

	FILINGS	CNV	DISM	APPL	FINES ASSESSED	FINES COLLECTED	COSTS ASSESSED	COSTS COLLECTE
NEG HOMICIDE	000021	000002	000005	000000				
MISDEMEANOR	217898	099999	038376	001878				
	217919	100001	038381	001878	$9455900	$5129303	$6702405	$3805718
FELONIES	003864	11892	BOUND	OVER				
DWI 1	021651	014396	000945	000810	$4457242	$1810432	$4012644	$1825319
DWI 2	002526	001612	000115	000096	$1204569	$0285848	$0517373	$0188308
DWI 3	001094	000410	000035	000030	$0614882	$0102870	$0127518	$0048028
OTHER TRAFF	389947	204650	046369	000870	$9505433	$7563452	$9434286	$7416872
	415218	221068	047464	001306	15782126	$9762602	$9561804	$9478527
SMALL CLAIMS	028003	014490					$0704305	$0717477
OTHER CIVIL	034340	020815					$0662473	$0820239
	062343	035305					$1366778	$1537716

ALEXANDER/PULASKI 07/91 THRU 06/92

	FILINGS	CNV	DISM	APPL	FINES ASSESSED	FINES COLLECTED	COSTS ASSESSED	COSTS COLLECTE
NEG HOMICIDE	000000	000000	000000	000000				
MISDEMEANOR	000000	000000	000000	000000				
	000000	000000	000000	000000	$0000000	$0000000	$0000000	$0000000
FELONIES	000000	00000	BOUND	OVER				
DWI 1	000000	000000	000000	000000	$0000000	$0000000	$0000000	$0000000
DWI 2	000000	000000	000000	000000	$0000000	$0000000	$0000000	$0000000
DWI 3	000000	000000	000000	000000	$0000000	$0000000	$0000000	$0000000
OTHER TRAFF	000000	000000	000000	000000	$0000000	$0000000	$0000000	$0000000
	000000	000000	000000	000000	00000000	$0000000	$0000000	$0000000
SMALL CLAIMS	000000	000000					$0000000	$0000000
OTHER CIVIL	000000	000000					$0000000	$0000000
	000000	000000					$0000000	$0000000

ALMA/CRAWFORD 07/91 THRU 06/92

	FILINGS	CNV	DISM	APPL	FINES ASSESSED	FINES COLLECTED	COSTS ASSESSED	COSTS COLLECTE
NEG HOMICIDE	000000	000000	000000	000000				
MISDEMEANOR	000000	000000	000000	000000				
	000000	000000	000000	000000	$0000000	$0000000	$0000000	$0000000
FELONIES	000000	00000	BOUND	OVER				
DWI 1	000000	000000	000000	000000	$0000000	$0000000	$0000000	$0000000
DWI 2	000000	000000	000000	000000	$0000000	$0000000	$0000000	$0000000
DWI 3	000000	000000	000000	000000	$0000000	$0000000	$0000000	$0000000
OTHER TRAFF	000000	000000	000000	000000	$0000000	$0000000	$0000000	$0000000
	000000	000000	000000	000000	00000000	$0000000	$0000000	$0000000
SMALL CLAIMS	000000	000000					$0000000	$0000000
OTHER CIVIL	000000	000000					$0000000	$0000000
	000000	000000					$0000000	$0000000

ALTHEIMER/JEFFERSON 07/91 THRU 06/92

	FILINGS	CNV	DISM	APPL	FINES ASSESSED	FINES COLLECTED	COSTS ASSESSED	COSTS COLLECTE
NEG HOMICIDE	000000	000000	000000	000000				
MISDEMEANOR	000038	000031	000002	000000				
	000038	000031	000002	000000	$0004932	$0000419	$0000715	$0000030
FELONIES	000000	00000 BOUND OVER						
DWI 1	000000	000000	000000	000000	$0000000	$0000000	$0000000	$0000000
DWI 2	000000	000000	000000	000000	$0000000	$0000000	$0000000	$0000000
DWI 3	000000	000000	000000	000000	$0000000	$0000000	$0000000	$0000000
OTHER TRAFF	000026	000010	000000	000000	$0002200	$0000375	$0000090	$0000000
	000026	000010	000000	000000	00002200	$0000375	$0000090	$0000000
SMALL CLAIMS	000000	000000					$0000000	$0000000
OTHER CIVIL	000000	000000					$0000000	$0000000
	000000	000000					$0000000	$0000000

ALTUS/FRANKLIN 07/91 THRU 06/92

	FILINGS	CNV	DISM	APPL	FINES ASSESSED	FINES COLLECTED	COSTS ASSESSED	COSTS COLLECTE
NEG HOMICIDE	000000	000000	000000	000000				
MISDEMEANOR	000062	000088	000013	000000				
	000062	000088	000013	000000	$0005594	$0003556	$0003792	$0002626
FELONIES	000000	00000 BOUND OVER						
DWI 1	000013	000009	000002	000000	$0002774	$0003036	$0003010	$0004377
DWI 2	000002	000001	000000	000000	$0000434	$0000264	$0000296	$0000082
DWI 3	000000	000001	000000	000001	$0000934	$0000000	$0000296	$0000000
OTHER TRAFF	000250	000229	000017	000004	$0008498	$0006614	$0006434	$0005808
	000265	000240	000019	000005	00012640	$0009914	$0010036	$0010267
SMALL CLAIMS	000000	000000					$0000000	$0000000
OTHER CIVIL	000000	000000					$0000000	$0000000
	000000	000000					$0000000	$0000000

AMITY/CLARK 07/91 THRU 06/92

	FILINGS	CNV	DISM	APPL	FINES ASSESSED	FINES COLLECTED	COSTS ASSESSED	COSTS COLLECTE
NEG HOMICIDE	000000	000000	000000	000000				
MISDEMEANOR	000000	000000	000000	000000				
	000000	000000	000000	000000	$0000000	$0000000	$0000000	$0000000
FELONIES	000000	00000	BOUND	OVER				
DWI 1	000002	000002	000000	000000	$0001200	$0000800	$0000000	$0000000
DWI 2	000000	000000	000000	000000	$0000000	$0000000	$0000000	$0000000
DWI 3	000000	000000	000000	000000	$0000000	$0000000	$0000000	$0000000
OTHER TRAFF	000068	000055	000000	000000	$0004821	$0004821	$0000207	$0000207
	000070	000057	000000	000000	00006021	$0005621	$0000207	$0000207
SMALL CLAIMS	000000	000000					$0000000	$0000000
OTHER CIVIL	000000	000000					$0000000	$0000000
	000000	000000					$0000000	$0000000

ARKANSAS CITY/DESHA 07/91 THRU 06/92

	FILINGS	CNV	DISM	APPL	FINES ASSESSED	FINES COLLECTED	COSTS ASSESSED	COSTS COLLECTE
NEG HOMICIDE	000000	000000	000000	000000				
MISDEMEANOR	000000	000000	000000	000000				
	000000	000000	000000	000000	$0000000	$0000000	$0000000	$0000000
FELONIES	000000	00000	BOUND	OVER				
DWI 1	000000	000000	000000	000000	$0000000	$0000000	$0000000	$0000000
DWI 2	000000	000000	000000	000000	$0000000	$0000000	$0000000	$0000000
DWI 3	000000	000000	000000	000000	$0000000	$0000000	$0000000	$0000000
OTHER TRAFF	000034	000005	000005	000000	$0002980	$0000979	$0000190	$0000110
	000034	000005	000005	000000	00002980	$0000979	$0000190	$0000110
SMALL CLAIMS	000000	000000					$0000000	$0000000
OTHER CIVIL	000012	000012					$0000110	$0000110
	000012	000012					$0000110	$0000110

ATKINS/POPE 07/91 THRU 06/92

	FILINGS	CNV	DISM	APPL	FINES ASSESSED	FINES COLLECTED	COSTS ASSESSED	COSTS COLLECTE
NEG HOMICIDE	000000	000000	000000	000000				
MISDEMEANOR	000422	000327	000095	000000				
	000422	000327	000095	000000	$0038443	$0020159	$0010235	$0009261
FELONIES	000000	00000	BOUND	OVER				
DWI 1	000044	000039	000005	000000	$0014841	$0017110	$0008075	$0008499
DWI 2	000008	000008	000000	000000	$0004929	$0001551	$0001546	$0001117
DWI 3	000001	000001	000000	000000	$0001108	$0000275	$0000197	$0000000
OTHER TRAFF	000302	000193	000109	000000	$0007969	$0007357	$0004369	$0004312
	000355	000241	000114	000000	00028847	$0026353	$0014187	$0013928
SMALL CLAIMS	000000	000000					$0000000	$0000000
OTHER CIVIL	000000	000000					$0000000	$0000000
	000000	000000					$0000000	$0000000

AUSTIN/LONOKE 07/91 THRU 06/92

	FILINGS	CNV	DISM	APPL	FINES ASSESSED	FINES COLLECTED	COSTS ASSESSED	COSTS COLLECTE
NEG HOMICIDE	000000	000000	000000	000000				
MISDEMEANOR	000002	000000	000000	000000				
	000002	000000	000000	000000	$0001022	$0000000	$0001022	$0000000
FELONIES	000000	00000	BOUND	OVER				
DWI 1	000001	000001	000000	000000	$0000650	$0000400	$0000650	$0000400
DWI 2	000000	000000	000000	000000	$0000000	$0000000	$0000000	$0000000
DWI 3	000000	000000	000000	000000	$0000000	$0000000	$0000000	$0000000
OTHER TRAFF	000026	000017	000003	000000	$0002192	$0001010	$0002192	$0001010
	000027	000018	000003	000000	00002842	$0001410	$0002842	$0001410
SMALL CLAIMS	000000	000000					$0000000	$0000000
OTHER CIVIL	000000	000000					$0000000	$0000000
	000000	000000					$0000000	$0000000

BALD KNOB/WHITE 07/91 THRU 06/92

	FILINGS	CNV	DISM	APPL	FINES ASSESSED	FINES COLLECTED	COSTS ASSESSED	COSTS COLLECTE
NEG HOMICIDE	000000	000000	000000	000000				
MISDEMEANOR	000225	000166	000059	000001				
	000225	000166	000059	000001	$0015606	$0011073	$0005226	$0003854
FELONIES	000000	00000	BOUND	OVER				
DWI 1	000018	000018	000000	000001	$0007642	$0004051	$0003578	$0002600
DWI 2	000008	000008	000000	000000	$0005113	$0002426	$0001687	$0000925
DWI 3	000001	000001	000000	000000	$0000701	$0000426	$0000209	$0000250
OTHER TRAFF	000248	000226	000022	000001	$0008823	$0009438	$0006123	$0005309
	000275	000253	000022	000002	$0022369	$0010311	$0011597	$0009084
SMALL CLAIMS	000000	000000					$0000000	$0000000
OTHER CIVIL	000000	000000					$0000000	$0000000
	000000	000000					$0000000	$0000000

BARLING/SEBASTIAN 07/91 THRU 06/92

	FILINGS	CNV	DISM	APPL	FINES ASSESSED	FINES COLLECTED	COSTS ASSESSED	COSTS COLLECTE
NEG HOMICIDE	000000	000000	000000	000000				
MISDEMEANOR	000347	000211	000136	000001				
	000347	000211	000136	000001	$0019224	$0016263	$0005269	$0004486
FELONIES	000000	00000	BOUND	OVER				
DWI 1	000066	000065	000001	000001	$0019428	$0028148	$0018880	$0023297
DWI 2	000014	000013	000001	000001	$0007703	$0005926	$0003835	$0004201
DWI 3	000002	000002	000000	000000	$0002410	$0001288	$0000590	$0000914
OTHER TRAFF	000953	000880	000073	000002	$0037463	$0035474	$0016191	$0015824
	001035	000960	000075	000004	$0067004	$0070836	$0039496	$0044236
SMALL CLAIMS	000000	000000					$0000000	$0000000
OTHER CIVIL	000000	000000					$0000000	$0000000
	000000	000000					$0000000	$0000000

BEARDEN/OUACHITA 07/91 THRU 06/92

	FILINGS	CNV	DISM	APPL	FINES ASSESSED	FINES COLLECTED	COSTS ASSESSED	COSTS COLLECTE
NEG HOMICIDE	000000	000000	000000	000000				
MISDEMEANOR	000017	000011	000006	000000				
	000017	000011	000006	000000	$0002592	$0000347	$0000186	$0000021
FELONIES	000000	00000	BOUND	OVER				
DWI 1	000001	000001	000000	000000	$0000650	$0000000	$0000250	$0000000
DWI 2	000001	000001	000000	000000	$0000700	$0000000	$0000021	$0000000
DWI 3	000000	000000	000000	000000	$0000000	$0000000	$0000000	$0000000
OTHER TRAFF	000024	000022	000001	000000	$0001952	$0001281	$0000453	$0000266
	000026	000024	000001	000000	00003302	$0001281	$0000724	$0000266
SMALL CLAIMS	000000	000000					$0000000	$0000000
OTHER CIVIL	000002	000001					$0000221	$0000021
	000002	000001					$0000221	$0000021

BETHEL HEIGHTS/BENTON 07/91 THRU 06/92

	FILINGS	CNV	DISM	APPL	FINES ASSESSED	FINES COLLECTED	COSTS ASSESSED	COSTS COLLECTE
NEG HOMICIDE	000000	000000	000000	000000				
MISDEMEANOR	000023	000023	000000	000000				
	000023	000023	000000	000000	$0001782	$0000082	$0001324	$0000086
FELONIES	000000	00000	BOUND	OVER				
DWI 1	000002	000002	000000	000000	$0000600	$0000000	$0000636	$0000000
DWI 2	000000	000000	000000	000000	$0000000	$0000000	$0000000	$0000000
DWI 3	000000	000000	000000	000000	$0000000	$0000000	$0000000	$0000000
OTHER TRAFF	000066	000057	000013	000001	$0003627	$0002794	$0002584	$0003929
	000068	000059	000013	000001	00004227	$0002794	$0003220	$0003929
SMALL CLAIMS	000000	000000					$0000000	$0000000
OTHER CIVIL	000000	000000					$0000000	$0000000
	000000	000000					$0000000	$0000000

BLACK ROCK/LAWRENCE 07/91 THRU 06/92

	FILINGS	CNV	DISM	APPL	FINES ASSESSED	FINES COLLECTED	COSTS ASSESSED	COSTS COLLECTE
NEG HOMICIDE	000000	000000	000000	000000				
MISDEMEANOR	000014	000012	000001	000000				
	000014	000012	000001	000000	$0001705	$0000282	$0000613	$0000114
FELONIES	000000	00000	BOUND	OVER				
DWI 1	000000	000000	000000	000000	$0000000	$0000000	$0000000	$0000000
DWI 2	000003	000003	000000	000000	$0001578	$0001578	$0000807	$0000807
DWI 3	000000	000000	000000	000000	$0000000	$0000000	$0000000	$0000000
OTHER TRAFF	000637	000615	000013	000000	$0009419	$0007663	$0009628	$0008200
	000640	000618	000013	000000	00010997	$0009241	$0010435	$0009007
SMALL CLAIMS	000000	000000					$0000000	$0000000
OTHER CIVIL	000000	000000					$0000000	$0000000
	000000	000000					$0000000	$0000000

BRADFORD/WHITE 07/91 THRU 06/92

	FILINGS	CNV	DISM	APPL	FINES ASSESSED	FINES COLLECTED	COSTS ASSESSED	COSTS COLLECTE
NEG HOMICIDE	000000	000000	000000	000000				
MISDEMEANOR	000060	000055	000005	000000				
	000060	000055	000005	000000	$0003894	$0003642	$0001300	$0001197
FELONIES	000000	00000	BOUND	OVER				
DWI 1	000014	000014	000000	000000	$0005630	$0002314	$0002660	$0000906
DWI 2	000001	000001	000000	000000	$0000518	$0000000	$0000284	$0000000
DWI 3	000000	000000	000000	000000	$0000000	$0000000	$0000000	$0000000
OTHER TRAFF	000071	000045	000026	000000	$0002459	$0002138	$0001266	$0001153
	000086	000060	000026	000000	00008607	$0004532	$0004210	$0002059
SMALL CLAIMS	000000	000000					$0000000	$0000000
OTHER CIVIL	000000	000000					$0000000	$0000000
	000000	000000					$0000000	$0000000

BUCKNER/LAFAYETTE 07/91 THRU 06/92

	FILINGS	CNV	DISM	APPL	FINES ASSESSED	FINES COLLECTED	COSTS ASSESSED	COSTS COLLECTE
NEG HOMICIDE	000000	000000	000000	000000				
MISDEMEANOR	000000	000000	000000	000000				
	000000	000000	000000	000000	$0000000	$0000000	$0000000	$0000000
FELONIES	000000	00000	BOUND	OVER				
DWI 1	000000	000000	000000	000000	$0000000	$0000000	$0000000	$0000000
DWI 2	000000	000000	000000	000000	$0000000	$0000000	$0000000	$0000000
DWI 3	000000	000000	000000	000000	$0000000	$0000000	$0000000	$0000000
OTHER TRAFF	000000	000000	000000	000000	$0000000	$0000000	$0000000	$0000000
	000000	000000	000000	000000	00000000	$0000000	$0000000	$0000000
SMALL CLAIMS	000000	000000					$0000000	$0000000
OTHER CIVIL	000000	000000					$0000000	$0000000
	000000	000000					$0000000	$0000000

BULL SHOALS/MARION 07/91 THRU 06/92

	FILINGS	CNV	DISM	APPL	FINES ASSESSED	FINES COLLECTED	COSTS ASSESSED	COSTS COLLECTE
NEG HOMICIDE	000000	000000	000000	000000				
MISDEMEANOR	000000	000000	000000	000000				
	000000	000000	000000	000000	$0000000	$0000000	$0000000	$0000000
FELONIES	000000	00000	BOUND	OVER				
DWI 1	000000	000000	000000	000000	$0000000	$0000000	$0000000	$0000000
DWI 2	000000	000000	000000	000000	$0000000	$0000000	$0000000	$0000000
DWI 3	000000	000000	000000	000000	$0000000	$0000000	$0000000	$0000000
OTHER TRAFF	000000	000000	000000	000000	$0000000	$0000000	$0000000	$0000000
	000000	000000	000000	000000	00000000	$0000000	$0000000	$0000000
SMALL CLAIMS	000000	000000					$0000000	$0000000
OTHER CIVIL	000000	000000					$0000000	$0000000
	000000	000000					$0000000	$0000000

CALICO ROCK/IZARD 07/91 THRU 06/92

	FILINGS	CNV	DISM	APPL	FINES ASSESSED	FINES COLLECTED	COSTS ASSESSED	COSTS COLLECTE
NEG HOMICIDE	000000	000000	000000	000000				
MISDEMEANOR	000027	000024	000003	000000				
	000027	000024	000003	000000	$0001422	$0001422	$0000511	$0000510
FELONIES	000000	00000	BOUND	OVER				
DWI 1	000005	000004	000000	000000	$0001598	$0001448	$0001503	$0001201
DWI 2	000000	000000	000000	000000	$0000000	$0000000	$0000000	$0000000
DWI 3	000000	000000	000000	000000	$0000000	$0000000	$0000000	$0000000
OTHER TRAFF	000036	000035	000001	000000	$0002944	$0001444	$0000729	$0000729
	000041	000039	000001	000000	00004542	$0002892	$0002232	$0001930
SMALL CLAIMS	000000	000000					$0000000	$0000000
OTHER CIVIL	000000	000000					$0000000	$0000000
	000000	000000					$0000000	$0000000

CAMMACK VILLAGE/PULASKI 07/91 THRU 06/92

	FILINGS	CNV	DISM	APPL	FINES ASSESSED	FINES COLLECTED	COSTS ASSESSED	COSTS COLLECTE
NEG HOMICIDE	000000	000000	000000	000000				
MISDEMEANOR	000000	000000	000000	000000				
	000000	000000	000000	000000	$0000000	$0000000	$0000000	$0000000
FELONIES	000000	00000	BOUND	OVER				
DWI 1	000004	000002	000000	000000	$0000800	$0000800	$0000534	$0000534
DWI 2	000000	000000	000000	000000	$0000000	$0000000	$0000000	$0000000
DWI 3	000000	000000	000000	000000	$0000000	$0000000	$0000000	$0000000
OTHER TRAFF	000576	000221	000043	000000	$0006313	$0001414	$0002483	$0000620
	000580	000223	000043	000000	00007113	$0002214	$0003017	$0001154
SMALL CLAIMS	000000	000000					$0000000	$0000000
OTHER CIVIL	000000	000000					$0000000	$0000000
	000000	000000					$0000000	$0000000

CAVE SPRINGS/BENTON 07/91 THRU 06/92

	FILINGS	CNV	DISM	APPL	FINES ASSESSED	FINES COLLECTED	COSTS ASSESSED	COSTS COLLECTE
NEG HOMICIDE	000000	000000	000000	000000				
MISDEMEANOR	000007	000005	000002	000000				
	000007	000005	000002	000000	$0000375	$0000375	$0000000	$0000000
FELONIES	000000	00000	BOUND	OVER				
DWI 1	000001	000001	000000	000000	$0000550	$0000100	$0000349	$0000000
DWI 2	000000	000000	000000	000000	$0000000	$0000000	$0000000	$0000000
DWI 3	000000	000000	000000	000000	$0000000	$0000000	$0000000	$0000000
OTHER TRAFF	000026	000022	000001	000001	$0001375	$0001944	$0000666	$0000706
	000027	000023	000001	000001	00001925	$0002044	$0001015	$0000706
SMALL CLAIMS	000000	000000					$0000000	$0000000
OTHER CIVIL	000000	000000					$0000000	$0000000
	000000	000000					$0000000	$0000000

COAL HILL/JOHNSON 07/91 THRU 06/92

	FILINGS	CNV	DISM	APPL	FINES ASSESSED	FINES COLLECTED	COSTS ASSESSED	COSTS COLLECTE
NEG HOMICIDE	000000	000000	000000	000000				
MISDEMEANOR	000026	000015	000011	000000				
	000026	000015	000011	000000	$0001506	$0000333	$0000854	$0000416
FELONIES	000000	00000	BOUND	OVER				
DWI 1	000010	000006	000002	000001	$0002025	$0000755	$0002718	$0001647
DWI 2	000000	000000	000000	000000	$0000000	$0000000	$0000000	$0000000
DWI 3	000000	000000	000000	000000	$0000000	$0000000	$0000000	$0000000
OTHER TRAFF	000127	000082	000034	000000	$0009083	$0002237	$0002975	$0002281
	000137	000088	000036	000001	00011108	$0002992	$0005693	$0003928
SMALL CLAIMS	000000	000000					$0000000	$0000000
OTHER CIVIL	000000	000000					$0000000	$0000000
	000000	000000					$0000000	$0000000

COTTER/BAXTER 07/91 THRU 06/92

	FILINGS	CNV	DISM	APPL	FINES ASSESSED	FINES COLLECTED	COSTS ASSESSED	COSTS COLLECTE
NEG HOMICIDE	000000	000000	000000	000000				
MISDEMEANOR	000000	000000	000000	000000				
	000000	000000	000000	000000	$0000000	$0000000	$0000000	$0000000
FELONIES	000000	00000 BOUND OVER						
DWI 1	000003	000003	000000	000000	$0000934	$0000000	$0000937	$0000200
DWI 2	000000	000000	000000	000000	$0000000	$0000000	$0000000	$0000000
DWI 3	000000	000000	000000	000000	$0000000	$0000000	$0000000	$0000000
OTHER TRAFF	000055	000023	000000	000017	$0000961	$0000998	$0001238	$0001156
	000058	000026	000000	000017	00001895	$0000998	$0002175	$0001356
SMALL CLAIMS	000000	000000					$0000000	$0000000
OTHER CIVIL	000000	000000					$0000000	$0000000
	000000	000000					$0000000	$0000000

COTTON PLANT/WOODRUFF 07/91 THRU 06/92

	FILINGS	CNV	DISM	APPL	FINES ASSESSED	FINES COLLECTED	COSTS ASSESSED	COSTS COLLECTE
NEG HOMICIDE	000000	000000	000000	000000				
MISDEMEANOR	000341	000080	000111	000000				
	000341	000080	000111	000000	$0006045	$0002105	$0002920	$0001474
FELONIES	000000	00000 BOUND OVER						
DWI 1	000023	000012	000000	000000	$0003103	$0001068	$0002975	$0001492
DWI 2	000019	000007	000000	000000	$0002900	$0000300	$0002063	$0000291
DWI 3	000000	000000	000000	000000	$0000000	$0000000	$0000000	$0000000
OTHER TRAFF	000412	000140	000061	000000	$0015243	$0004119	$0005832	$0003466
	000454	000159	000061	000000	00021246	$0005487	$0010870	$0005249
SMALL CLAIMS	000000	000000					$0000000	$0000000
OTHER CIVIL	000000	000000					$0000000	$0000000
	000000	000000					$0000000	$0000000

DIAZ/JACKSON 07/91 THRU 06/92

	FILINGS	CNV	DISM	APPL	FINES ASSESSED	FINES COLLECTED	COSTS ASSESSED	COSTS COLLECTE
NEG HOMICIDE	000000	000000	000000	000000				
MISDEMEANOR	000156	000130	000021	000001				
	000156	000130	000021	000001	$0007196	$0002156	$0006225	$0002525
FELONIES	000000	00000	BOUND	OVER				
DWI 1	000009	000007	000000	000000	$0002700	$0000300	$0002855	$0001000
DWI 2	000000	000000	000000	000000	$0000000	$0000000	$0000000	$0000000
DWI 3	000000	000000	000000	000000	$0000000	$0000000	$0000000	$0000000
OTHER TRAFF	000023	000022	000003	000001	$0007057	$0000213	$0000824	$0000541
	000032	000029	000003	000001	00009757	$0000513	$0003679	$0001541
SMALL CLAIMS	000000	000000					$0000000	$0000000
OTHER CIVIL	000000	000000					$0000000	$0000000
	000000	000000					$0000000	$0000000

DOVER/POPE 07/91 THRU 06/92

	FILINGS	CNV	DISM	APPL	FINES ASSESSED	FINES COLLECTED	COSTS ASSESSED	COSTS COLLECTE
NEG HOMICIDE	000000	000000	000000	000000				
MISDEMEANOR	000163	000080	000013	000074				
	000163	000080	000013	000074	$0009167	$0006150	$0001390	$0001099
FELONIES	000000	00000	BOUND	OVER				
DWI 1	000028	000015	000001	000012	$0008080	$0001579	$0003121	$0000604
DWI 2	000008	000002	000000	000006	$0003000	$0000052	$0000404	$0000000
DWI 3	000002	000001	000000	000001	$0002808	$0000000	$0000192	$0000000
OTHER TRAFF	000318	000184	000037	000094	$0013876	$0009920	$0004097	$0002886
	000356	000202	000038	000113	00027764	$0011551	$0007814	$0003490
SMALL CLAIMS	000000	000000					$0000000	$0000000
OTHER CIVIL	000000	000000					$0000000	$0000000
	000000	000000					$0000000	$0000000

07/91 THRU 06/92

	FILINGS	CNV	DISM	APPL	FINES ASSESSED	FINES COLLECTED	COSTS ASSESSED	COSTS COLLECTE
NEG HOMICIDE	000000	000000	000000	000000				
MISDEMEANOR	000000	000000	000000	000000				
	000000	000000	000000	000000	$0000000	$0000000	$0000000	$0000000
FELONIES	000000	00000	BOUND	OVER				
DWI 1	000000	000000	000000	000000	$0000000	$0000000	$0000000	$0000000
DWI 2	000000	000000	000000	000000	$0000000	$0000000	$0000000	$0000000
DWI 3	000000	000000	000000	000000	$0000000	$0000000	$0000000	$0000000
OTHER TRAFF	000000	000000	000000	000000	$0000000	$0000000	$0000000	$0000000
	000000	000000	000000	000000	00000000	$0000000	$0000000	$0000000
SMALL CLAIMS	000000	000000					$0000000	$0000000
OTHER CIVIL	000000	000000					$0000000	$0000000
	000000	000000					$0000000	$0000000

EARLE/CRITTENDEN 07/91 THRU 06/92

	FILINGS	CNV	DISM	APPL	FINES ASSESSED	FINES COLLECTED	COSTS ASSESSED	COSTS COLLECTE
NEG HOMICIDE	000000	000000	000000	000000				
MISDEMEANOR	000170	000114	000049	000002				
	000170	000114	000049	000002	$0014739	$0005317	$0003396	$0001100
FELONIES	000000	00000	BOUND	OVER				
DWI 1	000009	000008	000000	000000	$0004145	$0000870	$0000831	$0000000
DWI 2	000000	000000	000000	000000	$0000000	$0000000	$0000000	$0000000
DWI 3	000000	000000	000000	000000	$0000000	$0000000	$0000000	$0000000
OTHER TRAFF	000326	000273	000054	000000	$0018323	$0013239	$0003565	$0004933
	000335	000281	000054	000000	00022468	$0014109	$0009396	$0004933
SMALL CLAIMS	000000	000000					$0000000	$0000000
OTHER CIVIL	000000	000000					$0000000	$0000000
	000000	000000					$0000000	$0000000

ELAINE/PHILLIPS 07/91 THRU 06/92

	FILINGS	CNV	DISM	APPL	FINES ASSESSED	FINES COLLECTED	COSTS ASSESSED	COSTS COLLECTE
NEG HOMICIDE	000000	000000	000000	000000				
MISDEMEANOR	000065	000038	000017	000004				
	000065	000038	000017	000004	$0003993	$0000030	$0000938	$0000000
FELONIES	000000	00000	BOUND	OVER				
DWI 1	000001	000001	000000	000000	$0000150	$0000150	$0000026	$0000026
DWI 2	000002	000000	000000	000002	$0001250	$0000030	$0000073	$0000000
DWI 3	000000	000000	000000	000000	$0000000	$0000030	$0000000	$0000000
OTHER TRAFF	000045	000035	000005	000005	$0002100	$0001695	$0001266	$0001048
	000048	000036	000005	000007	$0003500	$0001845	$0001365	$0001074
SMALL CLAIMS	000000	000000					$0000000	$0000000
OTHER CIVIL	000000	000000					$0000000	$0000000
	000000	000000					$0000000	$0000000

EMMET/NEVADA 07/91 THRU 06/92

	FILINGS	CNV	DISM	APPL	FINES ASSESSED	FINES COLLECTED	COSTS ASSESSED	COSTS COLLECTE
NEG HOMICIDE	000000	000000	000000	000000				
MISDEMEANOR	000000	000000	000000	000000				
	000000	000000	000000	000000	$0000000	$0000030	$0000000	$0000000
FELONIES	000000	00000	BOUND	OVER				
DWI 1	000000	000000	000000	000000	$0000000	$0000030	$0000000	$0000000
DWI 2	000000	000000	000000	000000	$0000000	$0000030	$0000000	$0000000
DWI 3	000000	000000	000000	000000	$0000000	$0000030	$0000000	$0000000
OTHER TRAFF	000000	000000	000000	000000	$0000000	$0000030	$0000000	$0000000
	000000	000000	000000	000000	$0000000	$0000030	$0000000	$0000000
SMALL CLAIMS	000000	000000					$0000000	$0000000
OTHER CIVIL	000000	000000					$0000000	$0000000
	000000	000000					$0000000	$0000000

FLIPPIN/MARION 07/91 THRU 06/92

	FILINGS	CNV	DISM	APPL	FINES ASSESSED	FINES COLLECTED	COSTS ASSESSED	COSTS COLLECTE
NEG HOMICIDE	000000	000000	000000	000000				
MISDEMEANOR	000000	000000	000000	000000				
	000000	000000	000000	000000	$0000000	$0000000	$0000000	$0000000
FELONIES	000000	00000 BOUND OVER						
DWI 1	000015	000005	000000	000000	$0005841	$0004660	$0002688	$0002069
DWI 2	000000	000000	000000	000000	$0000000	$0000000	$0000000	$0000000
DWI 3	000001	000001	000000	000000	$0001194	$0000000	$0000206	$0000000
OTHER TRAFF	000242	000149	000014	000001	$0009824	$0009824	$0004246	$0004246
	000258	000155	000014	000001	00016859	$0014434	$0007140	$0006315
SMALL CLAIMS	000000	000000					$0000000	$0000000
OTHER CIVIL	000000	000000					$0000000	$0000000
	000000	000000					$0000000	$0000000

FOREMAN/LITTLE RIVER 07/91 THRU 06/92

	FILINGS	CNV	DISM	APPL	FINES ASSESSED	FINES COLLECTED	COSTS ASSESSED	COSTS COLLECTE
NEG HOMICIDE	000000	000000	000000	000000				
MISDEMEANOR	000076	000054	000007	000015				
	000076	000054	000007	000015	$0006500	$0005041	$0001415	$0000760
FELONIES	000000	00000 BOUND OVER						
DWI 1	000005	000003	000001	000001	$0000970	$0002028	$0000843	$0000470
DWI 2	000001	000001	000000	000000	$0000520	$0000000	$0000195	$0000000
DWI 3	000000	000000	000000	000000	$0000000	$0000000	$0000000	$0000000
OTHER TRAFF	000100	000081	000015	000004	$0005215	$0005310	$0001155	$0000630
	000106	000085	000016	000005	00006705	$0007338	$0002193	$0001100
SMALL CLAIMS	000000	000000					$0000000	$0000000
OTHER CIVIL	000000	000000					$0000000	$0000000
	000000	000000					$0000000	$0000000

GASSVILLE/BAXTER 07/91 THRU 06/92

	FILINGS	CNV	DISM	APPL	FINES ASSESSED	FINES COLLECTED	COSTS ASSESSED	COSTS COLLECTE
NEG HOMICIDE	000000	000000	000000	000000				
MISDEMEANOR	000001	000000	000000	000000				
	000001	000000	000000	000000	$0000068	$0000093	$0000025	$0000025
FELONIES	000000	00000	BOUND OVER					
DWI 1	000001	000001	000000	000000	$0000300	$0000000	$0000300	$0000000
DWI 2	000000	000000	000000	000000	$0000000	$0000000	$0000000	$0000000
DWI 3	000000	000000	000000	000000	$0000000	$0000000	$0000000	$0000000
OTHER TRAFF	000007	000006	000000	000000	$0000258	$0000125	$0000186	$0000201
	000008	000007	000000	000000	00000558	$0000125	$0000486	$0000201
SMALL CLAIMS	000000	000000					$0000000	$0000000
OTHER CIVIL	000000	000000					$0000000	$0000000
	000000	000000					$0000000	$0000000

GILLETT/ARKANSAS 07/91 THRU 06/92

	FILINGS	CNV	DISM	APPL	FINES ASSESSED	FINES COLLECTED	COSTS ASSESSED	COSTS COLLECTE
NEG HOMICIDE	000000	000000	000000	000000				
MISDEMEANOR	000000	000000	000000	000000				
	000000	000000	000000	000000	$0000000	$0000000	$0000000	$0000000
FELONIES	000000	00000	BOUND OVER					
DWI 1	000000	000000	000000	000000	$0000000	$0000000	$0000000	$0000000
DWI 2	000000	000000	000000	000000	$0000000	$0000000	$0000000	$0000000
DWI 3	000000	000000	000000	000000	$0000000	$0000000	$0000000	$0000000
OTHER TRAFF	000000	000000	000000	000000	$0000000	$0000000	$0000000	$0000000
	000000	000000	000000	000000	00000000	$0000000	$0000000	$0000000
SMALL CLAIMS	000000	000000					$0000000	$0000000
OTHER CIVIL	000000	000000					$0000000	$0000000
	000000	000000					$0000000	$0000000

GLENWOOD/PIKE 07/91 THRU 06/92

	FILINGS	CNV	DISM	APPL	FINES ASSESSED	FINES COLLECTED	COSTS ASSESSED	COSTS COLLECTE
NEG HOMICIDE	000000	000000	000000	000000				
MISDEMEANOR	000000	000000	000000	000000				
	000000	000000	000000	000000	$0000000	$0000000	$0000000	$0000000
FELONIES	000000	00000	BOUND	OVER				
DWI 1	000002	000002	000002	000000	$0001596	$0001596	$0000360	$0000360
DWI 2	000001	000000	000000	000001	$0000000	$0000000	$0000000	$0000000
DWI 3	000000	000000	000000	000000	$0000000	$0000000	$0000000	$0000000
OTHER TRAFF	000104	000088	000006	000001	$0004824	$0004764	$0000700	$0000700
	000107	000090	000008	000002	00006420	$0006360	$0001060	$0001060
SMALL CLAIMS	000000	000000					$0000000	$0000000
OTHER CIVIL	000000	000000					$0000000	$0000000
	000000	000000					$0000000	$0000000

GOSNELL/MISSISSIPPI 07/91 THRU 06/92

	FILINGS	CNV	DISM	APPL	FINES ASSESSED	FINES COLLECTED	COSTS ASSESSED	COSTS COLLECTE
NEG HOMICIDE	000000	000000	000000	000000				
MISDEMEANOR	000060	000043	000017	000000				
	000060	000043	000017	000000	$0002766	$0001465	$0001369	$0000709
FELONIES	000000	00000	BOUND	OVER				
DWI 1	000008	000008	000000	000000	$0002300	$0002579	$0002017	$0000875
DWI 2	000003	000003	000000	000000	$0001400	$0000500	$0000874	$0000286
DWI 3	000002	000002	000000	000000	$0001200	$0000225	$0000572	$0000066
OTHER TRAFF	000165	000143	000022	000000	$0006623	$0006338	$0002545	$0002789
	000178	000156	000022	000000	00011523	$0009642	$0006008	$0004016
SMALL CLAIMS	000000	000000					$0000000	$0000000
OTHER CIVIL	000000	000000					$0000000	$0000000
	000000	000000					$0000000	$0000000

GRAVETTE/BENTON 07/91 THRU 06/92

	FILINGS	CNV	DISM	APPL	FINES ASSESSED	FINES COLLECTED	COSTS ASSESSED	COSTS COLLECTE
NEG HOMICIDE	000000	000000	000000	000000				
MISDEMEANOR	000000	000000	000000	000000				
	000000	000000	000000	000000	$0000000	$0000000	$0000000	$0000000
FELONIES	000000	00000	BOUND	OVER				
DWI 1	000000	000000	000000	000000	$0000000	$0000000	$0000000	$0000000
DWI 2	000000	000000	000000	000000	$0000000	$0000000	$0000000	$0000000
DWI 3	000000	000000	000000	000000	$0000000	$0000000	$0000000	$0000000
OTHER TRAFF	000000	000000	000000	000000	$0000000	$0000000	$0000000	$0000000
	000000	000000	000000	000000	00000000	$0000000	$0000000	$0000000
SMALL CLAIMS	000000	000000					$0000000	$0000000
OTHER CIVIL	000000	000000					$0000000	$0000000
	000000	000000					$0000000	$0000000

GREEN FOREST/CARROLL 07/91 THRU 06/92

	FILINGS	CNV	DISM	APPL	FINES ASSESSED	FINES COLLECTED	COSTS ASSESSED	COSTS COLLECTE
NEG HOMICIDE	000000	000000	000000	000000				
MISDEMEANOR	000192	000000	000005	000000				
	000192	000000	000005	000000	$0004765	$0002349	$0000715	$0001852
FELONIES	000000	00000	BOUND	OVER				
DWI 1	000034	000000	000002	000001	$0001599	$0001347	$0001545	$0000857
DWI 2	000008	000000	000000	000000	$0000000	$0003399	$0000000	$0000101
DWI 3	000003	000000	000000	000000	$0000000	$0000000	$0000000	$0000000
OTHER TRAFF	000997	000000	000010	000000	$0008303	$0018449	$0004403	$0011727
	001042	000000	000012	000001	00009902	$0023195	$0005948	$0012685
SMALL CLAIMS	000000	000000					$0000000	$0000000
OTHER CIVIL	000000	000000					$0000000	$0000000
	000000	000000					$0000000	$0000000

GREENBRIER/FAULKNER 07/91 THRU 06/92

	FILINGS	CNV	DISM	APPL	FINES ASSESSED	FINES COLLECTED	COSTS ASSESSED	COSTS COLLECTE
NEG HOMICIDE	000000	000000	000000	000000				
MISDEMEANOR	000111	000095	000003	000000				
	000111	000095	000003	000000	$0007506	$0005229	$0004588	$0004049
FELONIES	000000	00000	BOUND	OVER				
DWI 1	000035	000031	000003	000000	$0008206	$0003532	$0009600	$0005332
DWI 2	000006	000005	000000	000000	$0002580	$0000356	$0001561	$0000202
DWI 3	000001	000001	000000	000000	$0001005	$0000000	$0000309	$0000000
OTHER TRAFF	001068	000928	000039	000000	$0042295	$0032776	$0079236	$0033156
	001110	000965	000042	000000	$0054086	$0036714	$0090706	$0038690
SMALL CLAIMS	000000	000000					$0000000	$0000000
OTHER CIVIL	000000	000000					$0000000	$0000000
	000000	000000					$0000000	$0000000

GREENLAND/WASHINGTON 07/91 THRU 06/92

	FILINGS	CNV	DISM	APPL	FINES ASSESSED	FINES COLLECTED	COSTS ASSESSED	COSTS COLLECTE
NEG HOMICIDE	000000	000000	000000	000000				
MISDEMEANOR	000162	000011	000000	000000				
	000162	000011	000000	000000	$0003493	$0006531	$0001104	$0003981
FELONIES	000000	00000	BOUND	OVER				
DWI 1	000024	000000	000000	000000	$0000000	$0006414	$0000000	$0007180
DWI 2	000008	000000	000000	000000	$0000000	$0002512	$0000000	$0001453
DWI 3	000002	000000	000000	000000	$0000000	$0000301	$0000000	$0000124
OTHER TRAFF	001438	000264	000000	000000	$0032713	$0042851	$0026414	$0034460
	001472	000264	000000	000000	$0032713	$0052078	$0026414	$0043217
SMALL CLAIMS	000000	000000					$0000000	$0000000
OTHER CIVIL	000000	000000					$0000000	$0000000
	000000	000000					$0000000	$0000000

GREERS FERRY/CLEBURNE 07/91 THRU 06/92

	FILINGS	CNV	DISM	APPL	FINES ASSESSED	FINES COLLECTED	COSTS ASSESSED	COSTS COLLECTE
NEG HOMICIDE	000000	000000	000000	000000				
MISDEMEANOR	000012	000002	000002	000002				
	000012	000002	000002	000002	$0001897	$0000522	$0000278	$0000096
FELONIES	000000	00000	BOUND	OVER				
DWI 1	000003	000000	000000	000001	$0001884	$0000274	$0000867	$0000188
DWI 2	000000	000000	000000	000000	$0000000	$0000574	$0000000	$0000288
DWI 3	000000	000000	000000	000000	$0000000	$0000000	$0000000	$0000000
OTHER TRAFF	000273	000000	000002	000000	$0016503	$0014238	$0005097	$0004371
	000276	000000	000002	000001	00018387	$0015056	$0005964	$0004847
SMALL CLAIMS	000000	000000					$0000000	$0000000
OTHER CIVIL	000000	000000					$0000000	$0000000
	000000	000000					$0000000	$0000000

GUY/FAULKNER 07/91 THRU 06/92

	FILINGS	CNV	DISM	APPL	FINES ASSESSED	FINES COLLECTED	COSTS ASSESSED	COSTS COLLECTE
NEG HOMICIDE	000000	000000	000000	000000				
MISDEMEANOR	000000	000000	000000	000000				
	000000	000000	000000	000000	$0000000	$0000000	$0000000	$0000000
FELONIES	000000	00000	BOUND	OVER				
DWI 1	000000	000000	000000	000000	$0000000	$0000000	$0000000	$0000000
DWI 2	000000	000000	000000	000000	$0000000	$0000000	$0000000	$0000000
DWI 3	000000	000000	000000	000000	$0000000	$0000000	$0000000	$0000000
OTHER TRAFF	000069	000000	000000	000000	$0003211	$0002144	$0003040	$0001816
	000069	000000	000000	000000	00003211	$0002144	$0003040	$0001816
SMALL CLAIMS	000000	000000					$0000000	$0000000
OTHER CIVIL	000000	000000					$0000000	$0000000
	000000	000000					$0000000	$0000000

HOLLY GROVE/MONROE 07/91 THRU 06/92

	FILINGS	CNV	DISM	APPL	FINES ASSESSED	FINES COLLECTED	COSTS ASSESSED	COSTS COLLECTE
NEG HOMICIDE	000000	000000	000000	000000				
MISDEMEANOR	000110	000000	000000	000000				
	000110	000000	000000	000000	$0004348	$0000614	$0001965	$0000349
FELONIES	000000	00000	BOUND	OVER				
DWI 1	000009	000000	000002	000000	$0001650	$0000250	$0002232	$0000475
DWI 2	000003	000000	000000	000000	$0001250	$0000000	$0000947	$0000450
DWI 3	000000	000000	000000	000000	$0000000	$0000000	$0000000	$0000000
OTHER TRAFF	000005	000000	000000	000000	$0000096	$0000094	$0000142	$0000142
	000017	000000	000002	000000	00002996	$0000344	$0003321	$0001067
SMALL CLAIMS	000000	000000					$0000000	$0000000
OTHER CIVIL	000000	000000					$0000000	$0000000
	000000	000000					$0000000	$0000000

HORSESHOE BEND/IZARD 07/91 THRU 06/92

	FILINGS	CNV	DISM	APPL	FINES ASSESSED	FINES COLLECTED	COSTS ASSESSED	COSTS COLLECTE
NEG HOMICIDE	000000	000000	000000	000000				
MISDEMEANOR	000068	000052	000021	000000				
	000068	000052	000021	000000	$0007235	$0002409	$0002350	$0000925
FELONIES	000000	00000	BOUND	OVER				
DWI 1	000011	000008	000002	000000	$0002549	$0001829	$0002360	$0001565
DWI 2	000001	000000	000000	000000	$0000525	$0000525	$0000280	$0000280
DWI 3	000001	000001	000000	000000	$0000900	$0000900	$0000275	$0000275
OTHER TRAFF	000108	000097	000010	000000	$0004772	$0002797	$0001995	$0001571
	000121	000106	000012	000000	00008746	$0006051	$0004910	$0003691
SMALL CLAIMS	000004	000004					$0000043	$0000043
OTHER CIVIL	000000	000000					$0000000	$0000000
	000004	000004					$0000043	$0000043

HOXIE/LAWRENCE 07/91 THRU 06/92

	FILINGS	CNV	DISM	APPL	FINES ASSESSED	FINES COLLECTED	COSTS ASSESSED	COSTS COLLECTE
NEG HOMICIDE	000000	000000	000000	000000				
MISDEMEANOR	000039	000022	000012	000000				
	000039	000022	000012	000000	$0009355	$0002985	$0001572	$0001405
FELONIES	000000	00000	BOUND	OVER				
DWI 1	000015	000007	000003	000000	$0002800	$0002000	$0002183	$0001612
DWI 2	000003	000000	000000	000000	$0000000	$0000000	$0000000	$0000000
DWI 3	000001	000001	000000	000000	$0000800	$0000000	$0000321	$0000000
OTHER TRAFF	000852	000823	000030	000000	$0023755	$0018254	$0028161	$0028579
	000871	000831	000033	000000	00027355	$0020254	$0030665	$0030191
SMALL CLAIMS	000001	000001					$0000023	$0000023
OTHER CIVIL	000000	000000					$0000000	$0000000
	000001	000001					$0000023	$0000023

HUGHES/ST. FRANCIS 07/91 THRU 06/92

	FILINGS	CNV	DISM	APPL	FINES ASSESSED	FINES COLLECTED	COSTS ASSESSED	COSTS COLLECTE
NEG HOMICIDE	000000	000000	000000	000000				
MISDEMEANOR	000405	000000	000000	000000				
	000405	000000	000000	000000	$0000000	$0015532	$0000000	$0003318
FELONIES	000000	00000	BOUND	OVER				
DWI 1	000000	000000	000000	000000	$0000000	$0000000	$0000000	$0000000
DWI 2	000000	000000	000000	000000	$0000000	$0000000	$0000000	$0000000
DWI 3	000000	000000	000000	000000	$0000000	$0000000	$0000000	$0000000
OTHER TRAFF	000161	000000	000000	000000	$0000000	$0005677	$0000000	$0001865
	000161	000000	000000	000000	00000000	$0005677	$0000000	$0001865
SMALL CLAIMS	000000	000000					$0000000	$0000000
OTHER CIVIL	000000	000000					$0000000	$0000000
	000000	000000					$0000000	$0000000

HUMPHREY/ARKANSAS 07/91 THRU 06/92

	FILINGS	CNV	DISM	APPL	FINES ASSESSED	FINES COLLECTED	COSTS ASSESSED	COSTS COLLECTE
NEG HOMICIDE	000000	000000	000000	000000				
MISDEMEANOR	000005	000002	000000	000000				
	000005	000002	000000	000000	$0000950	$0000113	$0000025	$0000025
FELONIES	000000	00000	BOUND	OVER				
DWI 1	000001	000001	000000	000000	$0000413	$0000054	$0000250	$0000250
DWI 2	000000	000000	000000	000000	$0000000	$0000000	$0000000	$0000000
DWI 3	000000	000000	000000	000000	$0000000	$0000000	$0000000	$0000000
OTHER TRAFF	000137	000090	000001	000000	$0016297	$0009885	$0002439	$0000223
	000138	000091	000001	000000	00016710	$0009939	$0002689	$0000473
SMALL CLAIMS	000000	000000					$0000000	$0000000
OTHER CIVIL	000000	000000					$0000000	$0000000
	000000	000000					$0000000	$0000000

JOHNSON/WASHINGTON 07/91 THRU 06/92

	FILINGS	CNV	DISM	APPL	FINES ASSESSED	FINES COLLECTED	COSTS ASSESSED	COSTS COLLECTE
NEG HOMICIDE	000000	000000	000000	000000				
MISDEMEANOR	000000	000000	000000	000000				
	000000	000000	000000	000000	$0000000	$0000000	$0000000	$0000000
FELONIES	000000	00000	BOUND	OVER				
DWI 1	000000	000000	000000	000000	$0000000	$0000000	$0000000	$0000000
DWI 2	000000	000000	000000	000000	$0000000	$0000000	$0000000	$0000000
DWI 3	000000	000000	000000	000000	$0000000	$0000000	$0000000	$0000000
OTHER TRAFF	000000	000000	000000	000000	$0000000	$0000000	$0000000	$0000000
	000000	000000	000000	000000	00000000	$0000000	$0000000	$0000000
SMALL CLAIMS	000000	000000					$0000000	$0000000
OTHER CIVIL	000000	000000					$0000000	$0000000
	000000	000000					$0000000	$0000000

JUDSONIA/WHITE 07/91 THRU 06/92

	FILINGS	CNV	DISM	APPL	FINES ASSESSED	FINES COLLECTED	COSTS ASSESSED	COSTS COLLECTE
NEG HOMICIDE	000000	000000	000000	000000				
MISDEMEANOR	000000	000000	000000	000000				
	000000	000000	000000	000000	$0000000	$0000000	$0000000	$0000000
FELONIES	000000	00000	BOUND OVER					
DWI 1	000012	000012	000000	000001	$0004008	$0007084	$0003486	$0004340
DWI 2	000004	000004	000000	000001	$0002647	$0004164	$0001446	$0002632
DWI 3	000000	000000	000000	000000	$0000040	$0003504	$0000000	$0000758
OTHER TRAFF	000369	000352	000017	000000	$0025105	$0017220	$0017679	$0014784
	000385	000368	000017	000002	00031800	$0031972	$0022611	$0022514
SMALL CLAIMS	000000	000000					$0000000	$0000000
OTHER CIVIL	000000	000000					$0000000	$0000000
	000000	000000					$0000000	$0000000

KENSETT/WHITE 07/91 THRU 06/92

	FILINGS	CNV	DISM	APPL	FINES ASSESSED	FINES COLLECTED	COSTS ASSESSED	COSTS COLLECTE
NEG HOMICIDE	000000	000000	000000	000000				
MISDEMEANOR	000000	000000	000000	000000				
	000000	000000	000000	000000	$0000000	$0000000	$0000000	$0000000
FELONIES	000000	00000	BOUND OVER					
DWI 1	000024	000014	000003	000003	$0010850	$0002935	$0003150	$0000867
DWI 2	000003	000001	000000	000000	$0002300	$0000260	$0000450	$0000070
DWI 3	000002	000002	000000	000000	$0001800	$0000000	$0000350	$0000000
OTHER TRAFF	000343	000299	000044	000001	$0013156	$0018079	$0006785	$0004677
	000372	000316	000047	000004	00028106	$0021274	$0010735	$0005614
SMALL CLAIMS	000000	000000					$0000000	$0000000
OTHER CIVIL	000000	000000					$0000000	$0000000
	000000	000000					$0000000	$0000000

LEACHVILLE/MISSISSIPPI 07/91 THRU 06/92

	FILINGS	CNV	DISM	APPL	FINES ASSESSED	FINES COLLECTED	COSTS ASSESSED	COSTS COLLECTE
NEG HOMICIDE	000000	000000	000000	000000				
MISDEMEANOR	000070	000043	000027	000000				
	000070	000043	000027	000000	$0002454	$0002029	$0001267	$0001119
FELONIES	000000	00000	BOUND	OVER				
DWI 1	000008	000006	000002	000000	$0001662	$0001408	$0001323	$0001611
DWI 2	000000	000000	000000	000000	$0000000	$0000275	$0000025	$0000160
DWI 3	000000	000000	000000	000000	$0000000	$0000000	$0000000	$0000000
OTHER TRAFF	000052	000033	000019	000000	$0001489	$0000727	$0000829	$0000570
	000060	000039	000021	000000	00003151	$0002410	$0002677	$0002341
SMALL CLAIMS	000000	000000					$0000000	$0000000
OTHER CIVIL	000000	000000					$0000000	$0000000
	000000	000000					$0000000	$0000000

LINCOLN/WASHINGTON 07/91 THRU 06/92

	FILINGS	CNV	DISM	APPL	FINES ASSESSED	FINES COLLECTED	COSTS ASSESSED	COSTS COLLECTE
NEG HOMICIDE	000000	000000	000000	000000				
MISDEMEANOR	000376	000151	000010	000000				
	000376	000151	000010	000000	$0006839	$0008000	$0013458	$0008155
FELONIES	000000	00000	BOUND	OVER				
DWI 1	000018	000005	000000	000000	$0001150	$0001944	$0001266	$0001836
DWI 2	000001	000000	000000	000000	$0000000	$0000850	$0000000	$0000012
DWI 3	000003	000000	000000	000000	$0000000	$0000000	$0000000	$0000000
OTHER TRAFF	000184	000082	000000	000000	$0002225	$0003211	$0003708	$0004770
	000206	000087	000000	000000	00003375	$0006035	$0004974	$0006618
SMALL CLAIMS	000000	000000					$0000000	$0000000
OTHER CIVIL	000000	000000					$0000000	$0000000
	000000	000000					$0000000	$0000000

LOWELL/BENTON 07/91 THRU 06/92

	FILINGS	CNV	DISM	APPL	FINES ASSESSED	FINES COLLECTED	COSTS ASSESSED	COSTS COLLECTE
NEG HOMICIDE	000000	000000	000000	000000				
MISDEMEANOR	001403	000069	000154	000000				
	001403	000069	000154	000000	$0044676	$0020481	$0028667	$0021614
FELONIES	000000	00000	BOUND	OVER				
DWI 1	000059	000007	000005	000000	$0010900	$0006693	$0012254	$0008209
DWI 2	000007	000001	000000	000000	$0002500	$0000000	$0001254	$0000000
DWI 3	000004	000000	000000	000000	$0000000	$0000000	$0000000	$0000000
OTHER TRAFF	001878	000463	000075	000000	$0044531	$0033473	$0057716	$0050442
	001948	000471	000080	000000	00057931	$0040166	$0071224	$0058651
SMALL CLAIMS	000000	000000					$0000000	$0000000
OTHER CIVIL	000000	000000					$0000000	$0000000
	000000	000000					$0000000	$0000000

MADISON/ST. FRANCIS 07/91 THRU 06/92

	FILINGS	CNV	DISM	APPL	FINES ASSESSED	FINES COLLECTED	COSTS ASSESSED	COSTS COLLECTE
NEG HOMICIDE	000000	000000	000000	000000				
MISDEMEANOR	000026	000026	000000	000000				
	000026	000026	000000	000000	$0002318	$0002043	$0000563	$0000563
FELONIES	000000	00000	BOUND	OVER				
DWI 1	000004	000004	000000	000000	$0001738	$0001865	$0000851	$0000651
DWI 2	000001	000001	000000	000000	$0000720	$0000955	$0000300	$0000000
DWI 3	000000	000000	000000	000000	$0000000	$0000000	$0000000	$0000000
OTHER TRAFF	000023	000023	000000	000000	$0002257	$0002690	$0000531	$0000531
	000028	000028	000000	000000	00004715	$0005510	$0001682	$0001182
SMALL CLAIMS	000000	000000					$0000000	$0000000
OTHER CIVIL	000000	000000					$0000000	$0000000
	000000	000000					$0000000	$0000000

MAGAZINE/LOGAN 07/91 THRU 06/92

	FILINGS	CNV	DISM	APPL	FINES ASSESSED	FINES COLLECTED	COSTS ASSESSED	COSTS COLLECTE
NEG HOMICIDE	000000	000000	000000	000000				
MISDEMEANOR	000036	000002	000002	000000				
	000036	000002	000002	000000	$0000343	$0000857	$0000175	$0000380
FELONIES	000000	00000	BOUND	OVER				
DWI 1	000022	000000	000000	000002	$0004000	$0000555	$0001680	$0000860
DWI 2	000003	000000	000000	000000	$0000000	$0000000	$0000000	$0000000
DWI 3	000000	000000	000000	000000	$0000000	$0000000	$0000000	$0000000
OTHER TRAFF	000102	000026	000002	000000	$0003333	$0006762	$0001140	$0002699
	000127	000026	000002	000002	00007333	$0007327	$0002820	$0003559
SMALL CLAIMS	000000	000000					$0000000	$0000000
OTHER CIVIL	000000	000000					$0000000	$0000000
	000000	000000					$0000000	$0000000

MANILA/MISSISSIPPI 07/91 THRU 06/92

	FILINGS	CNV	DISM	APPL	FINES ASSESSED	FINES COLLECTED	COSTS ASSESSED	COSTS COLLECTE
NEG HOMICIDE	000000	000000	000000	000000				
MISDEMEANOR	000000	000000	000000	000000				
	000000	000000	000000	000000	$0000000	$0000000	$0000000	$0000000
FELONIES	000000	00000	BOUND	OVER				
DWI 1	000009	000003	000000	000000	$0003981	$0001590	$0001978	$0000830
DWI 2	000002	000000	000000	000001	$0000564	$0000000	$0000175	$0000000
DWI 3	000000	000000	000000	000000	$0000000	$0000000	$0000000	$0000000
OTHER TRAFF	000155	000011	000000	000000	$0006566	$0004129	$0005347	$0004018
	000166	000014	000000	000001	00011111	$0005719	$0007500	$0004848
SMALL CLAIMS	000000	000000					$0000000	$0000000
OTHER CIVIL	000000	000000					$0000000	$0000000
	000000	000000					$0000000	$0000000

MARION/CRITTENDEN 07/91 THRU 06/92

	FILINGS	CNV	DISM	APPL	FINES ASSESSED	FINES COLLECTED	COSTS ASSESSED	COSTS COLLECTE
NEG HOMICIDE	000000	000000	000000	000000				
MISDEMEANOR	000154	000000	000000	000000				
	000154	000000	000000	000000	$0011113	$0005554	$0007711	$0004276
FELONIES	000000	00000	BOUND	OVER				
DWI 1	000106	000000	000000	000009	$0018620	$0005126	$0032754	$0015039
DWI 2	000030	000000	000000	000004	$0013450	$0000071	$0009970	$0002426
DWI 3	000007	000000	000000	000001	$0007100	$0000676	$0002338	$0000369
OTHER TRAFF	001569	000000	000000	000000	$0057659	$0040453	$0061662	$0054666
	001712	000000	000000	000014	00096829	$0046326	$0106724	$0072500
SMALL CLAIMS	000000	000000					$0000000	$0000000
OTHER CIVIL	000000	000000					$0000000	$0000000
	000000	000000					$0000000	$0000000

MARVELL/PHILLIPS 07/91 THRU 06/92

	FILINGS	CNV	DISM	APPL	FINES ASSESSED	FINES COLLECTED	COSTS ASSESSED	COSTS COLLECTE
NEG HOMICIDE	000000	000000	000000	000000				
MISDEMEANOR	000169	000100	000017	000000				
	000169	000100	000017	000000	$0008889	$0003868	$0004174	$0001909
FELONIES	000000	00000	BOUND	OVER				
DWI 1	000005	000006	000001	000002	$0002900	$0000350	$0002223	$0000319
DWI 2	000000	000000	000000	000000	$0000000	$0000000	$0000000	$0000000
DWI 3	000000	000000	000000	000000	$0000000	$0000000	$0000000	$0000000
OTHER TRAFF	000107	000078	000015	000001	$0003374	$0001400	$0002907	$0002210
	000112	000084	000016	000003	00006274	$0001750	$0005130	$0002529
SMALL CLAIMS	000000	000000					$0000000	$0000000
OTHER CIVIL	000000	000000					$0000000	$0000000
	000000	000000					$0000000	$0000000

MAYFLOWER/FAULKNER 07/91 THRU 06/92

	FILINGS	CNV	DISM	APPL	FINES ASSESSED	FINES COLLECTED	COSTS ASSESSED	COSTS COLLECTE
NEG HOMICIDE	000000	000000	000000	000000				
MISDEMEANOR	000000	000000	000000	000000				
	000000	000000	000000	000000	$0000000	$0000000	$0000000	$0000000
FELONIES	000000	00000 BOUND OVER						
DWI 1	000130	000092	000005	000000	$0044556	$0002156	$0028388	$0001222
DWI 2	000037	000031	000000	000000	$0031981	$0000000	$0008269	$0000000
DWI 3	000007	000004	000000	000000	$0016498	$0000000	$0001419	$0000000
OTHER TRAFF	001628	000969	000173	000000	$0092466	$0039429	$0065799	$0022576
	001802	001096	000178	000000	00185501	$0041595	$0103875	$0023796
SMALL CLAIMS	000000	000000					$0000000	$0000000
OTHER CIVIL	000000	000000					$0000000	$0000000
	000000	000000					$0000000	$0000000

MCRAE/WHITE 07/91 THRU 06/92

	FILINGS	CNV	DISM	APPL	FINES ASSESSED	FINES COLLECTED	COSTS ASSESSED	COSTS COLLECTE
NEG HOMICIDE	000000	000000	000000	000000				
MISDEMEANOR	000000	000000	000000	000000				
	000000	000000	000000	000000	$0000000	$0000000	$0000000	$0000000
FELONIES	000000	00000 BOUND OVER						
DWI 1	000004	000003	000001	000001	$0000804	$0000000	$0000750	$0000000
DWI 2	000002	000002	000000	000000	$0001018	$0000000	$0000500	$0000000
DWI 3	000000	000000	000000	000000	$0000000	$0000000	$0000000	$0000000
OTHER TRAFF	000039	000036	000004	000000	$0001377	$0000839	$0000760	$0000534
	000045	000041	000005	000001	00003199	$0000839	$0002010	$0000534
SMALL CLAIMS	000000	000000					$0000000	$0000000
OTHER CIVIL	000008	000005					$0000055	$0000055
	000008	000005					$0000055	$0000055

MOUNTAIN PINE/GARLAND 07/91 THRU 06/92

	FILINGS	CNV	DISM	APPL	FINES ASSESSED	FINES COLLECTED	COSTS ASSESSED	COSTS COLLECTE
NEG HOMICIDE	000000	000000	000000	000000				
MISDEMEANOR	000000	000000	000000	000000				
	000000	000000	000000	000000	$0000000	$0000000	$0000000	$0000000
FELONIES	000000	00000	BOUND OVER					
DWI 1	000000	000000	000000	000000	$0000000	$0000000	$0000000	$0000000
DWI 2	000000	000000	000000	000000	$0000000	$0000000	$0000000	$0000000
DWI 3	000000	000000	000000	000000	$0000000	$0000000	$0000000	$0000000
OTHER TRAFF	000000	000000	000000	000000	$0000000	$0000000	$0000000	$0000000
	000000	000000	000000	000000	00000000	$0000000	$0000000	$0000000
SMALL CLAIMS	000000	000000					$0000000	$0000000
OTHER CIVIL	000000	000000					$0000000	$0000000
	000000	000000					$0000000	$0000000

MOUNTAINBURG/CRAWFORD 07/91 THRU 06/92

	FILINGS	CNV	DISM	APPL	FINES ASSESSED	FINES COLLECTED	COSTS ASSESSED	COSTS COLLECTE
NEG HOMICIDE	000000	000000	000000	000000				
MISDEMEANOR	000000	000000	000000	000000				
	000000	000000	000000	000000	$0000000	$0000000	$0000000	$0000000
FELONIES	000000	00000	BOUND OVER					
DWI 1	000000	000000	000000	000000	$0000000	$0000000	$0000000	$0000000
DWI 2	000000	000000	000000	000000	$0000000	$0000000	$0000000	$0000000
DWI 3	000000	000000	000000	000000	$0000000	$0000000	$0000000	$0000000
OTHER TRAFF	000413	000384	000029	000000	$0028668	$0039138	$0007261	$0007261
	000413	000384	000029	000000	00028668	$0039138	$0007261	$0007261
SMALL CLAIMS	000000	000000					$0000000	$0000000
OTHER CIVIL	000000	000000					$0000000	$0000000
	000000	000000					$0000000	$0000000

MT. VERNON/FAULKNER 07/91 THRU 06/92

	FILINGS	CNV	DISM	APPL	FINES ASSESSED	FINES COLLECTED	COSTS ASSESSED	COSTS COLLECTE
NEG HOMICIDE	000000	000000	000000	000000				
MISDEMEANOR	000000	000000	000000	000000				
	000000	000000	000000	000000	$0000000	$0000000	$0000000	$0000000
FELONIES	000000	00000	BOUND	OVER				
DWI 1	000003	000001	000000	000001	$0000385	$0000000	$0000175	$0000000
DWI 2	000000	000000	000000	000000	$0000000	$0000000	$0000000	$0000000
DWI 3	000000	000000	000000	000000	$0000000	$0000000	$0000000	$0000000
OTHER TRAFF	000039	000023	000003	000019	$0002999	$0001048	$0001065	$0000475
	000042	000024	000003	000020	00003384	$0001048	$0001240	$0000475
SMALL CLAIMS	000000	000000					$0000000	$0000000
OTHER CIVIL	000000	000000					$0000000	$0000000
	000000	000000					$0000000	$0000000

MULBERRY/CRAWFORD 07/91 THRU 06/92

	FILINGS	CNV	DISM	APPL	FINES ASSESSED	FINES COLLECTED	COSTS ASSESSED	COSTS COLLECTE
NEG HOMICIDE	000000	000000	000000	000000				
MISDEMEANOR	000170	000116	000026	000000				
	000170	000116	000026	000000	$0004410	$0003563	$0003099	$0002350
FELONIES	000000	00000	BOUND	OVER				
DWI 1	000021	000024	000001	000000	$0002925	$0005870	$0004595	$0003770
DWI 2	000009	000007	000000	000000	$0002676	$0001587	$0001824	$0000429
DWI 3	000003	000002	000000	000000	$0001387	$0000000	$0000613	$0000000
OTHER TRAFF	000590	000476	000029	000000	$0020863	$0018567	$0015093	$0015566
	000623	000509	000030	000000	00027851	$0026024	$0022125	$0019765
SMALL CLAIMS	000000	000000					$0000000	$0000000
OTHER CIVIL	000000	000000					$0000000	$0000000
	000000	000000					$0000000	$0000000

NORFORK/BAXTER 07/91 THRU 06/92

	FILINGS	CNV	DISM	APPL	FINES ASSESSED	FINES COLLECTED	COSTS ASSESSED	COSTS COLLECTE
NEG HOMICIDE	000000	000000	000000	000000				
MISDEMEANOR	000000	000000	000000	000000				
	000000	000000	000000	000000	$0000000	$0000000	$0000027	$0000000
FELONIES	000000	00000	BOUND	OVER				
DWI 1	000000	000000	000000	000000	$0000000	$0000000	$0000000	$0000000
DWI 2	000000	000000	000000	000000	$0000000	$0000000	$0000000	$0000000
DWI 3	000000	000000	000000	000000	$0000000	$0000000	$0000000	$0000000
OTHER TRAFF	000006	000000	000000	000000	$0000355	$0000280	$0000197	$0000143
	000006	000000	000000	000000	$0000355	$0000280	$0000197	$0000143
SMALL CLAIMS	000000	000000					$0000000	$0000000
OTHER CIVIL	000000	000000					$0000000	$0000000
	000000	000000					$0000000	$0000000

PALESTINE/ST. FRANCIS 07/91 THRU 06/92

	FILINGS	CNV	DISM	APPL	FINES ASSESSED	FINES COLLECTED	COSTS ASSESSED	COSTS COLLECTE
NEG HOMICIDE	000000	000000	000000	000000				
MISDEMEANOR	000083	000000	000020	000002				
	000083	000000	000020	000002	$0002841	$0001425	$0001472	$0000756
FELONIES	000000	00000	BOUND	OVER				
DWI 1	000009	000000	000000	000001	$0001593	$0000759	$0001657	$0000526
DWI 2	000002	000000	000000	000000	$0000337	$0000050	$0000617	$0000050
DWI 3	000000	000000	000000	000000	$0000000	$0000000	$0000000	$0000000
OTHER TRAFF	000372	000049	000008	000034	$0013554	$0009390	$0010223	$0004738
	000383	000049	000008	000035	$0015984	$0010199	$0012497	$0005314
SMALL CLAIMS	000000	000000					$0000000	$0000000
OTHER CIVIL	000000	000000					$0000000	$0000000
	000000	000000					$0000000	$0000000

PANGBURN/WHITE 07/91 THRU 06/92

	FILINGS	CNV	DISM	APPL	FINES ASSESSED	FINES COLLECTED	COSTS ASSESSED	COSTS COLLECTE
NEG HOMICIDE	000000	000000	000000	000000				
MISDEMEANOR	000103	000090	000000	000000				
	000103	000090	000000	000000	$0010372	$0007136	$0003625	$0003097
FELONIES	000000	00000	BOUND	OVER				
DWI 1	000006	000006	000000	000000	$0003211	$0001299	$0001989	$0000724
DWI 2	000000	000000	000000	000000	$0000721	$0001146	$0000474	$0000065
DWI 3	000000	000000	000000	000000	$0000000	$0000038	$0000000	$0000050
OTHER TRAFF	000072	000071	000000	000000	$0002619	$0004524	$0001855	$0001840
	000078	000077	000000	000000	00006551	$0006977	$0004318	$0002679
SMALL CLAIMS	000464	000000					$0000000	$0000000
OTHER CIVIL	000000	000000					$0000000	$0000000
	000464	000000					$0000000	$0000000

PARKIN/CROSS 07/91 THRU 06/92

	FILINGS	CNV	DISM	APPL	FINES ASSESSED	FINES COLLECTED	COSTS ASSESSED	COSTS COLLECTE
NEG HOMICIDE	000000	000000	000000	000000				
MISDEMEANOR	000222	000176	000041	000000				
	000222	000176	000041	000000	$0021701	$0016223	$0005856	$0003186
FELONIES	000000	00000	BOUND	OVER				
DWI 1	000035	000031	000003	000003	$0009261	$0010026	$0009606	$0001327
DWI 2	000005	000004	000001	000001	$0001900	$0002211	$0001240	$0000031
DWI 3	000000	000000	000000	000000	$0000000	$0000470	$0000000	$0000049
OTHER TRAFF	000291	000263	000023	000000	$0021197	$0014535	$0007224	$0005364
	000331	000298	000027	000004	00032358	$0027242	$0018070	$0006771
SMALL CLAIMS	000000	000000					$0000000	$0000000
OTHER CIVIL	000000	000000					$0000000	$0000000
	000000	000000					$0000000	$0000000

PEA RIDGE/BENTON 07/91 THRU 06/92

	FILINGS	CNV	DISM	APPL	FINES ASSESSED	FINES COLLECTED	COSTS ASSESSED	COSTS COLLECTE
NEG HOMICIDE	000000	000000	000000	000000				
MISDEMEANOR	000122	000072	000000	000000				
	000122	000072	000000	000000	$0002025	$0000077	$0002484	$0000185
FELONIES	000000	00000	BOUND	OVER				
DWI 1	000020	000009	000000	000000	$0000305	$0000000	$0002767	$0000250
DWI 2	000006	000001	000002	000000	$0000305	$0000000	$0000313	$0000000
DWI 3	000000	000000	000000	000000	$0000000	$0000000	$0000000	$0000000
OTHER TRAFF	000513	000430	000040	000000	$0015199	$0007687	$0013659	$0007333
	000539	000440	000042	000000	$0015809	$0007687	$0016739	$0007583
SMALL CLAIMS	000000	000000					$0000000	$0000000
OTHER CIVIL	000000	000000					$0000000	$0000000
	000000	000000					$0000000	$0000000

PLUMERVILLE 07/91 THRU 06/92

	FILINGS	CNV	DISM	APPL	FINES ASSESSED	FINES COLLECTED	COSTS ASSESSED	COSTS COLLECTE
NEG HOMICIDE	000000	000000	000000	000000				
MISDEMEANOR	000000	000000	000000	000000				
	000000	000000	000000	000000	$0000000	$0000000	$0000000	$0000000
FELONIES	000000	00000	BOUND	OVER				
DWI 1	000000	000000	000000	000000	$0000000	$0000000	$0000000	$0000000
DWI 2	000000	000000	000000	000000	$0000000	$0000000	$0000000	$0000000
DWI 3	000000	000000	000000	000000	$0000000	$0000000	$0000000	$0000000
OTHER TRAFF	000000	000000	000000	000000	$0000000	$0000000	$0000000	$0000000
	000000	000000	000000	000000	00000000	$0000000	$0000000	$0000000
SMALL CLAIMS	000000	000000					$0000000	$0000000
OTHER CIVIL	000000	000000					$0000000	$0000000
	000000	000000					$0000000	$0000000

POTTSVILLE/POPE 07/91 THRU 06/92

	FILINGS	CNV	DISM	APPL	FINES ASSESSED	FINES COLLECTED	COSTS ASSESSED	COSTS COLLECTE
NEG HOMICIDE	000000	000000	000000	000000				
MISDEMEANOR	000000	000000	000000	000000				
	000000	000000	000000	000000	$0000000	$0000000	$0000000	$0000000
FELONIES	000000	00000	BOUND	OVER				
DWI 1	000022	000012	000000	000004	$0008245	$0002315	$0004155	$0000000
DWI 2	000005	000005	000000	000000	$0002892	$0000000	$0001108	$0000000
DWI 3	000003	000001	000000	000001	$0001223	$0000000	$0000277	$0000000
OTHER TRAFF	000958	000589	000086	000000	$0078203	$0042303	$0019624	$0025827
	000988	000607	000086	000005	00090563	$0044618	$0025164	$0025827
SMALL CLAIMS	000000	000000					$0000000	$0000000
OTHER CIVIL	000000	000000					$0000000	$0000000
	000000	000000					$0000000	$0000000

QUITMAN/CLEBURNE 07/91 THRU 06/92

	FILINGS	CNV	DISM	APPL	FINES ASSESSED	FINES COLLECTED	COSTS ASSESSED	COSTS COLLECTE
NEG HOMICIDE	000000	000000	000000	000000				
MISDEMEANOR	000010	000008	000001	000001				
	000010	000008	000001	000001	$0000977	$0000957	$0000218	$0000202
FELONIES	000000	00000	BOUND	OVER				
DWI 1	000007	000006	000000	000000	$0002506	$0001033	$0001161	$0000299
DWI 2	000001	000001	000000	000000	$0000637	$0000637	$0000289	$0000289
DWI 3	000000	000000	000000	000000	$0000000	$0000000	$0000000	$0000000
OTHER TRAFF	000091	000069	000009	000001	$0005218	$0004318	$0001642	$0001479
	000099	000076	000009	000001	00008361	$0005988	$0003092	$0002067
SMALL CLAIMS	000000	000000					$0000000	$0000000
OTHER CIVIL	000000	000000					$0000000	$0000000
	000000	000000					$0000000	$0000000

REDFIELD/JEFFERSON 07/91 THRU 06/92

	FILINGS	CNV	DISM	APPL	FINES ASSESSED	FINES COLLECTED	COSTS ASSESSED	COSTS COLLECTE
NEG HOMICIDE	000000	000000	000000	000000				
MISDEMEANOR	000000	000000	000000	000000				
	000000	000000	000000	000000	$0000000	$0000000	$0000000	$0000000
FELONIES	000000	00000	BOUND	OVER				
DWI 1	000002	000002	000000	000000	$0000000	$0000000	$0000000	$0000000
DWI 2	000000	000000	000000	000000	$0000000	$0000000	$0000000	$0000000
DWI 3	000000	000000	000000	000000	$0000000	$0000000	$0000000	$0000000
OTHER TRAFF	000290	000222	000012	000001	$0021257	$0015720	$0006324	$0004970
	000292	000224	000012	000001	00021257	$0015720	$0006324	$0004970
SMALL CLAIMS	000000	000000					$0000000	$0000000
OTHER CIVIL	000000	000000					$0000000	$0000000
	000000	000000					$0000000	$0000000

ROSE BUD/WHITE 07/91 THRU 06/92

	FILINGS	CNV	DISM	APPL	FINES ASSESSED	FINES COLLECTED	COSTS ASSESSED	COSTS COLLECTE
NEG HOMICIDE	000000	000000	000000	000000				
MISDEMEANOR	000000	000000	000000	000000				
	000000	000000	000000	000000	$0000000	$0000000	$0000000	$0000000
FELONIES	000000	00000	BOUND	OVER				
DWI 1	000001	000001	000000	000000	$0001089	$0000457	$0000611	$0000334
DWI 2	000000	000000	000000	000000	$0000000	$0000000	$0000000	$0000000
DWI 3	000000	000000	000000	000000	$0000000	$0000000	$0000000	$0000000
OTHER TRAFF	000006	000004	000001	000000	$0000194	$0000374	$0000083	$0000083
	000007	000005	000001	000000	00001283	$0000841	$0000694	$0000417
SMALL CLAIMS	000000	000000					$0000000	$0000000
OTHER CIVIL	000000	000000					$0000000	$0000000
	000000	000000					$0000000	$0000000

STAMPS/LAFAYETTE 07/91 THRU 06/92

	FILINGS	CNV	DISM	APPL	FINES ASSESSED	FINES COLLECTED	COSTS ASSESSED	COSTS COLLECTE
NEG HOMICIDE	000000	000000	000000	000000				
MISDEMEANOR	000090	000065	000034	000000				
	000090	000065	000034	000000	$0006068	$0006979	$0002757	$0003991
FELONIES	000000	00000	BOUND	OVER				
DWI 1	000018	000013	000000	000000	$0003103	$0001648	$0003584	$0001626
DWI 2	000002	000004	000000	000000	$0001560	$0000587	$0000948	$0000618
DWI 3	000000	000000	000000	000000	$0000040	$0000543	$0000000	$0000000
OTHER TRAFF	000445	000374	000025	000000	$0010849	$0015475	$0011456	$0014490
	000465	000391	000025	000000	$0015552	$0018253	$0015988	$0016734
SMALL CLAIMS	000000	000000					$0000000	$0000000
OTHER CIVIL	000000	000000					$0000000	$0000000
	000000	000000					$0000000	$0000000

STEPHENS/OUACHITA 07/91 THRU 06/92

	FILINGS	CNV	DISM	APPL	FINES ASSESSED	FINES COLLECTED	COSTS ASSESSED	COSTS COLLECTE
NEG HOMICIDE	000000	000000	000000	000000				
MISDEMEANOR	000020	000019	000001	000000				
	000020	000019	000001	000000	$0001993	$0001253	$0000441	$0000437
FELONIES	000000	00000	BOUND	OVER				
DWI 1	000001	000001	000000	000000	$0000353	$0001542	$0000302	$0001536
DWI 2	000000	000000	000000	000000	$0000000	$0000000	$0000000	$0000000
DWI 3	000000	000000	000000	000000	$0000000	$0000000	$0000000	$0000000
OTHER TRAFF	000114	000108	000006	000000	$0006077	$0006104	$0002388	$0002521
	000115	000109	000006	000000	$0006430	$0007646	$0002690	$0004057
SMALL CLAIMS	000000	000000					$0000000	$0000000
OTHER CIVIL	000000	000000					$0000000	$0000000
	000000	000000					$0000000	$0000000

SULPHUR SPRINGS/BENTON 07/91 THRU 06/92

	FILINGS	CNV	DISM	APPL	FINES ASSESSED	FINES COLLECTED	COSTS ASSESSED	COSTS COLLECTE
NEG HOMICIDE	000002	000000	000000	000000				
MISDEMEANOR	000003	000021	000000	000000				
	000005	000021	000000	000000	$0000000	$0001196	$0000085	$0000435
FELONIES	000000	00000	BOUND	OVER				
DWI 1	000005	000000	000000	000000	$0000000	$0000000	$0000000	$0000000
DWI 2	000000	000000	000000	000000	$0000000	$0000000	$0000000	$0000000
DWI 3	000000	000000	000000	000000	$0000000	$0000000	$0000000	$0000000
OTHER TRAFF	000028	000000	000000	000000	$0000000	$0000000	$0000000	$0000000
	000033	000000	000000	000000	00000000	$0000000	$0000000	$0000000
SMALL CLAIMS	000000	000000					$0000000	$0000000
OTHER CIVIL	000000	000000					$0000000	$0000000
	000000	000000					$0000000	$0000000

SUMMIT/MARION 07/91 THRU 06/92

	FILINGS	CNV	DISM	APPL	FINES ASSESSED	FINES COLLECTED	COSTS ASSESSED	COSTS COLLECTE
NEG HOMICIDE	000000	000000	000000	000000				
MISDEMEANOR	000019	000013	000006	000000				
	000019	000013	000006	000000	$0000915	$0000869	$0000435	$0000558
FELONIES	000000	00000	BOUND	OVER				
DWI 1	000004	000003	000001	000000	$0001197	$0000673	$0000603	$0000427
DWI 2	000001	000001	000000	000000	$0000649	$0000025	$0000201	$0000100
DWI 3	000000	000000	000000	000000	$0000000	$0000000	$0000000	$0000000
OTHER TRAFF	000055	000052	000000	000000	$0001650	$0002736	$0001416	$0001832
	000060	000056	000001	000000	00003496	$0003434	$0002220	$0002359
SMALL CLAIMS	000000	000000					$0000000	$0000000
OTHER CIVIL	000000	000000					$0000000	$0000000
	000000	000000					$0000000	$0000000

SWIFTON/JACKSON 07/91 THRU 06/92

	FILINGS	CNV	DISM	APPL	FINES ASSESSED	FINES COLLECTED	COSTS ASSESSED	COSTS COLLECTE
NEG HOMICIDE	000000	000000	000000	000000				
MISDEMEANOR	000039	000022	000005	000000				
	000039	000022	000005	000000	$0003456	$0002125	$0001161	$0000644
FELONIES	000000	00000	BOUND	OVER				
DWI 1	000012	000004	000003	000000	$0001200	$0000555	$0001320	$0000445
DWI 2	000006	000002	000001	000000	$0001500	$0000000	$0000660	$0000250
DWI 3	000003	000001	000000	000000	$0001500	$0000000	$0000330	$0000000
OTHER TRAFF	000122	000076	000007	000000	$0004241	$0005265	$0002910	$0004151
	000143	000083	000011	000000	$0008441	$0005820	$0005220	$0004846
SMALL CLAIMS	000000	000000					$0000000	$0000000
OTHER CIVIL	000000	000000					$0000000	$0000000
	000000	000000					$0000000	$0000000

TAYLOR/COLUMBIA 07/91 THRU 06/92

	FILINGS	CNV	DISM	APPL	FINES ASSESSED	FINES COLLECTED	COSTS ASSESSED	COSTS COLLECTE
NEG HOMICIDE	000000	000000	000000	000000				
MISDEMEANOR	000000	000000	000000	000000				
	000000	000000	000000	000000	$0000000	$0000000	$0000000	$0000000
FELONIES	000000	00000	BOUND	OVER				
DWI 1	000000	000000	000000	000000	$0000000	$0000000	$0000000	$0000000
DWI 2	000000	000000	000000	000000	$0000000	$0000000	$0000000	$0000000
DWI 3	000000	000000	000000	000000	$0000000	$0000000	$0000000	$0000000
OTHER TRAFF	000050	000008	000000	000000	$0002097	$0001795	$0000512	$0000440
	000050	000008	000000	000000	$0002097	$0001795	$0000512	$0000440
SMALL CLAIMS	000000	000000					$0000000	$0000000
OTHER CIVIL	000000	000000					$0000000	$0000000
	000000	000000					$0000000	$0000000

THORNTON/CALHOUN 07/91 THRU 06/92

	FILINGS	CNV	DISM	APPL	FINES ASSESSED	FINES COLLECTED	COSTS ASSESSED	COSTS COLLECTE
NEG HOMICIDE	000000	000000	000000	000000				
MISDEMEANOR	000000	000000	000000	000000				
	000000	000000	000000	000000	$0000000	$0000000	$0000000	$0000000
FELONIES	000000	00000	BOUND	OVER				
DWI 1	000000	000000	000000	000000	$0000000	$0000000	$0000000	$0000000
DWI 2	000000	000000	000000	000000	$0000000	$0000000	$0000000	$0000000
DWI 3	000000	000000	000000	000000	$0000000	$0000000	$0000000	$0000000
OTHER TRAFF	000000	000000	000000	000000	$0000000	$0000000	$0000000	$0000000
	000000	000000	000000	000000	00000000	$0000000	$0000000	$0000000
SMALL CLAIMS	000000	000000					$0000000	$0000000
OTHER CIVIL	000000	000000					$0000000	$0000000
	000000	000000					$0000000	$0000000

TUCKERMAN/JACKSON 07/91 THRU 06/92

	FILINGS	CNV	DISM	APPL	FINES ASSESSED	FINES COLLECTED	COSTS ASSESSED	COSTS COLLECTE
NEG HOMICIDE	000000	000000	000000	000000				
MISDEMEANOR	000029	000000	000000	000000				
	000029	000000	000000	000000	$0000000	$0003201	$0000387	$0000387
FELONIES	000000	00000	BOUND	OVER				
DWI 1	000005	000000	000000	000000	$0000000	$0000000	$0000000	$0000000
DWI 2	000000	000000	000000	000000	$0000000	$0000000	$0000000	$0000000
DWI 3	000000	000000	000000	000000	$0000000	$0000000	$0000000	$0000000
OTHER TRAFF	000077	000000	000000	000000	$0017398	$0020093	$0001935	$0004975
	000082	000000	000000	000000	00017398	$0020093	$0001935	$0004975
SMALL CLAIMS	000000	000000					$0000000	$0000000
OTHER CIVIL	000000	000000					$0000000	$0000000
	000000	000000					$0000000	$0000000

VILONIA/FAULKNER 07/91 THRU 06/92

	FILINGS	CNV	DISM	APPL	FINES ASSESSED	FINES COLLECTED	COSTS ASSESSED	COSTS COLLECTE
NEG HOMICIDE	000000	000000	000000	000000				
MISDEMEANOR	000002	000001	000001	000000				
	000002	000001	000001	000000	$0000100	$0000000	$0000029	$0000000
FELONIES	000000	00000	BOUND	OVER				
DWI 1	000007	000007	000000	000000	$0002352	$0001354	$0001306	$0000746
DWI 2	000001	000001	000000	000000	$0000336	$0000000	$0000183	$0000000
DWI 3	000000	000000	000000	000000	$0000000	$0000000	$0000000	$0000000
OTHER TRAFF	000177	000171	000006	000000	$0008634	$0007791	$0004939	$0004387
	000185	000179	000006	000000	00011322	$0009145	$0006428	$0005133
SMALL CLAIMS	000000	000000					$0000000	$0000000
OTHER CIVIL	000000	000000					$0000000	$0000000
	000000	000000					$0000000	$0000000

WALDO/COLUMBIA 07/91 THRU 06/92

	FILINGS	CNV	DISM	APPL	FINES ASSESSED	FINES COLLECTED	COSTS ASSESSED	COSTS COLLECTE
NEG HOMICIDE	000000	000000	000000	000000				
MISDEMEANOR	000002	000002	000000	000000				
	000002	000002	000000	000000	$0000150	$0000150	$0000180	$0000180
FELONIES	000000	00000	BOUND	OVER				
DWI 1	000005	000004	000000	000000	$0003850	$0000826	$0002377	$0001727
DWI 2	000000	000000	000000	000000	$0000900	$0000000	$0000376	$0000376
DWI 3	000000	000000	000000	000000	$0000000	$0000000	$0000000	$0000000
OTHER TRAFF	000026	000006	000000	000011	$0009427	$0009915	$0004864	$0004331
	000031	000010	000000	000011	00014177	$0010741	$0007617	$0006434
SMALL CLAIMS	000000	000000					$0000000	$0000000
OTHER CIVIL	000000	000000					$0000000	$0000000
	000000	000000					$0000000	$0000000

WARD/LONOKE 07/91 THRU 06/92

	FILINGS	CNV	DISM	APPL	FINES ASSESSED	FINES COLLECTED	COSTS ASSESSED	COSTS COLLECTE
NEG HOMICIDE	000000	000000	000000	000000				
MISDEMEANOR	000042	000002	000003	000000				
	000042	000002	000003	000000	$0002345	$0003942	$0000860	$0001259
FELONIES	000000	00000	BOUND	OVER				
DWI 1	000002	000000	000000	000000	$0000000	$0000451	$0000000	$0000577
DWI 2	000001	000000	000000	000000	$0000565	$0000100	$0000317	$0000165
DWI 3	000002	000000	000000	000000	$0000035	$0000448	$0000000	$0000000
OTHER TRAFF	000209	000029	000004	000000	$0011388	$0015012	$0003464	$0004055
	000214	000029	000004	000000	00011951	$0016011	$0003781	$0004797
SMALL CLAIMS	000000	000000					$0000000	$0000000
OTHER CIVIL	000000	000000					$0000000	$0000000
	000000	000000					$0000000	$0000000

WHEATLEY/ST. FRANCIS 07/91 THRU 06/92

	FILINGS	CNV	DISM	APPL	FINES ASSESSED	FINES COLLECTED	COSTS ASSESSED	COSTS COLLECTE
NEG HOMICIDE	000000	000000	000000	000000				
MISDEMEANOR	000000	000000	000000	000000				
	000000	000000	000000	000000	$0000000	$0000000	$0000000	$0000000
FELONIES	000000	00000	BOUND	OVER				
DWI 1	000000	000000	000000	000000	$0000000	$0000000	$0000000	$0000000
DWI 2	000000	000000	000000	000000	$0000000	$0000000	$0000000	$0000000
DWI 3	000000	000000	000000	000000	$0000000	$0000000	$0000000	$0000000
OTHER TRAFF	000000	000000	000000	000000	$0000000	$0000000	$0000000	$0000000
	000000	000000	000000	000000	00000000	$0000000	$0000000	$0000000
SMALL CLAIMS	000000	000000					$0000000	$0000000
OTHER CIVIL	000000	000000					$0000000	$0000000
	000000	000000					$0000000	$0000000

WILSON/MISSISSIPPI 07/91 THRU 06/92

	FILINGS	CNV	DISM	APPL	FINES ASSESSED	FINES COLLECTED	COSTS ASSESSED	COSTS COLLECTE
NEG HOMICIDE	000000	000000	000000	000000				
MISDEMEANOR	000000	000000	000000	000000				
	000000	000000	000000	000000	$0000000	$0000000	$0000000	$0000000
FELONIES	000000	00000	BOUND	OVER				
DWI 1	000000	000000	000000	000000	$0000000	$0000000	$0000000	$0000000
DWI 2	000000	000000	000000	000000	$0000000	$0000000	$0000000	$0000000
DWI 3	000000	000000	000000	000000	$0000000	$0000000	$0000000	$0000000
OTHER TRAFF	000023	000000	000000	000000	$0000967	$0000967	$0000518	$0000518
	000023	000000	000000	000000	$0000967	$0000967	$0000518	$0000518
SMALL CLAIMS	000000	000000					$0000000	$0000000
OTHER CIVIL	000000	000000					$0000000	$0000000
	000000	000000					$0000000	$0000000

STATE TOTAL 07/91 THRU 06/92

	FILINGS	CNV	DISM	APPL	FINES ASSESSED	FINES COLLECTED	COSTS ASSESSED	COSTS COLLECTE
NEG HOMICIDE	000002	000000	000000	000000				
MISDEMEANOR	006596	002689	000959	000103				
	006598	002689	000959	000103	$0322105	$0208512	$0140453	$0101976
FELONIES	000000	00000	BOUND	OVER				
DWI 1	001003	000552	000051	000045	$0254352	$0150286	$0205644	$0118114
DWI 2	000229	000119	000005	000017	$0105056	$0032917	$0045812	$0018156
DWI 3	000051	000022	000000	000004	$0042738	$0009064	$0008494	$0002855
OTHER TRAFF	021791	011836	001307	000200	$0880959	$0702012	$0581676	$0478226
	023074	012589	001363	000266	01283105	$0894273	$0841626	$0609351
SMALL CLAIMS	000469	000005					$0000066	$0000066
OTHER CIVIL	000022	000018					$0000386	$0000186
	000491	000023					$0000452	$0000252

MUNICIPAL COURT FILINGS

FY 87/88 - FY 91/92

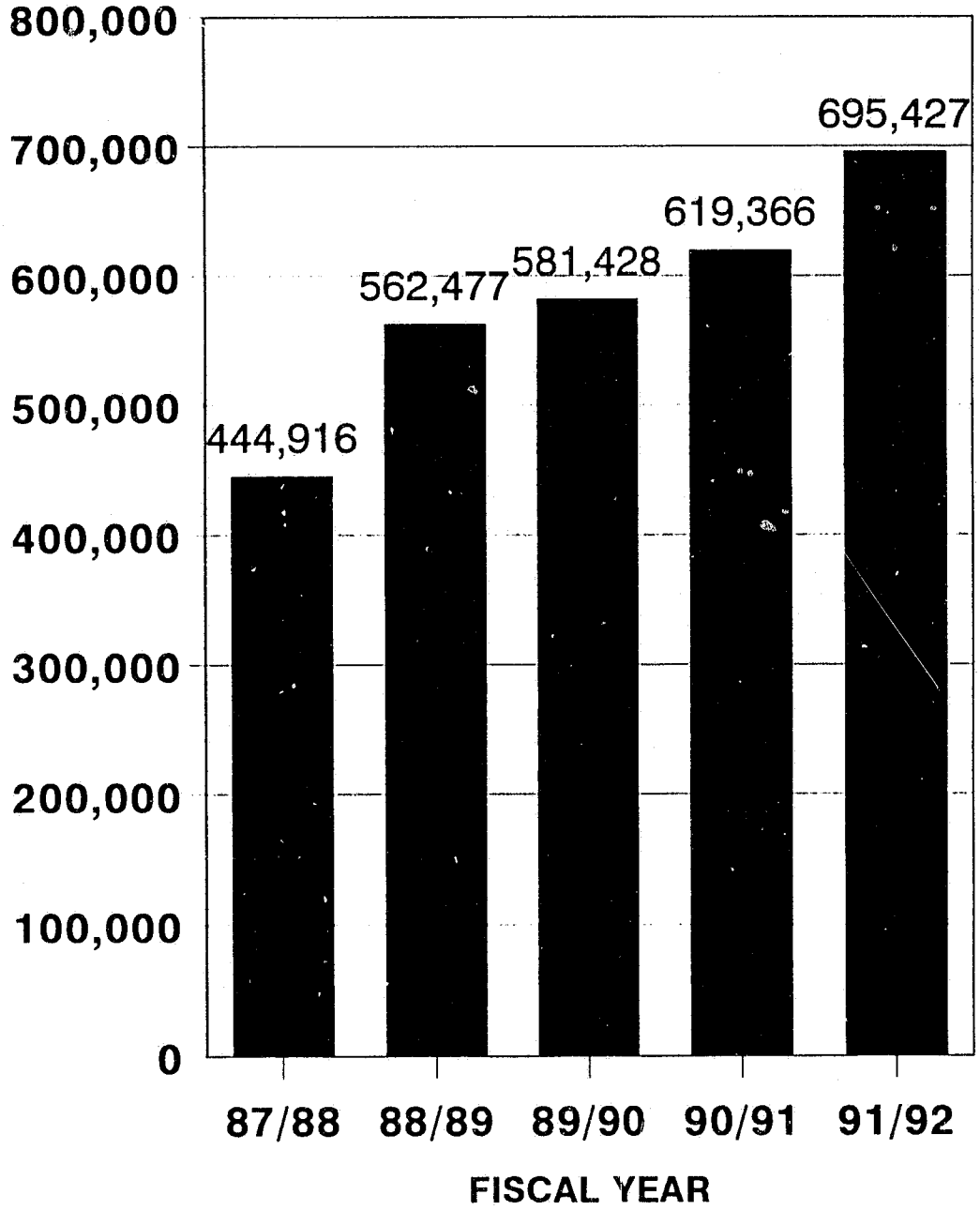

MUNICIPAL AND CITY COURT STATEWIDE STATISTICS

MUNICIPAL	Filed	Convicted*	Dismissed*	Appealed*	Fines/Costs Assessed	Fines/Costs Collected
Criminal	217,902	100,001	38,349	1,878	$19,999,953	$16,612,317
D.W.I.	25,273	16,420	1,093	936	10,935,858	4,228,275
Other Traffic	389,900	204,656	46,369	870	18,911,976	14,980,324
SUB TOTAL	**633,075**	**321,077**	**85,811**	**3,684**	**49,847,787**	**35,820,916**
Civil	62,352	35,310			1,366,869	1,537,807
TOTAL	**695,427**	**356,387**	**85,811**	**3,684**	**51,214,656**	**37,358,723**
Felonies		11,892 Bound Over				
CITY						
Criminal	6,818	2,886	981	104	493,190	333,123
D.W.I.	1,313	718	60	68	681,496	343,650
Other Traffic	22,063	12,064	1,331	200	1,484,916	1,191,851
SUB TOTAL	**30,194**	**15,668**	**2,372**	**372**	**2,659,602**	**1,868,624**
Civil	491	23			452	252
TOTAL	**30,685**	**15,691**	**2,372**	**372**	**2,660,054**	**1,868,876**
STATEWIDE TOTALS	**726,112**	**372,078**	**88,183**	**4,056**	**53,874,710**	**39,227,599**

* Due to the variety of dispositions in Limited Jurisdiction Courts, it is difficult to ascertain precise disposition figures.

Note: Clarendon and Waldron Municipal Courts did not report for the 1991-1992 Fiscal Year. A total of 13 municipalities reported for a partial year.

MISCELLANEOUS



PUBLIC DEFENDERS'S REPORT

A. JUVENILE COURT

Number of Defendants Represented		3,481
Number and Nature of Offenses:		
Delinquency	2,963	
FINS	772	
Neglect	85	
Other	169	
Total Offenses	3,989	
Disposition of Offenses:		
Found Delinquent, etc	1,347	
Dismissed	293	
Number Relieved as Counsel	70	

B. MUNICIPAL COURT

Number of Defendants Represented		10,435
Number and Nature of Offenses:		
Felony	5,643	
D.W.I.	1,551	
Other Traffic	2,244	
Misdemeanors	7,344	
Total Offenses	16,782	
Disposition of Offenses:		
Felony: Probable Cause Not Found	1,011	
Reduced by Court to Misdemeanor	975	
Reduced to Misdemeanor - Pled Guilty	927	
Relieved as Counsel	252	
Misdemeanors:		
Guilty or Nolo Pleas	4,249	
Convictions	2,882	
Relieved as Counsel	191	
Total Dispositions	10,487	

C. CIRCUIT COURT

Number of Defendants Represented		10,996
Number and Nature of Offenses:		
Capital	91	
Felony	14,907	
Misdemeanors	741	
Total Offenses	15,739	
Felony: Convictions	2,184	
Pled Guilty	7,052	
Reduced to Misdemeanor	308	
Dismissed	914	
Relieved as Counsel	619	
Misdemeanor: Guilty or Nolo Pleas	258	
Convictions	94	
Dismissed	74	
Relieved as Counsel	22	

D. RESPONDENTS REPRESENTED IN PROBATE COURT:
Involuntary and Alcoholic Commitments 1,870

E. TOTAL DEFENDANTS REPRESENTED IN ALL COURTS 26,782

F. NUMBER OF CASES APPEALED TO CIRCUIT COURT 139

G. NUMBER OF CASES APPEALED TO STATE SUPREME COURT AND COURT OF APPEALS 182

H. RULE 37 APPOINTMENTS 21

TABLE OF ASSIGNMENT OF JUDGES

Judge	Date of Assignment	Circuit	Assigned to	Length of Assignment
Arnold, Dub	7/12/91	9th East	9th West	As agreed(2)
	7/16/91	9th East	7th	As agreed
	7/19/91	9th East	9th West	As agreed
	7/19/91	9th East	11th West	As agreed
	7/29/91	9th East	7th	As agreed
	9/10/91	9th East	11th East	As agreed
	10/01/91	9th East	8th	As agreed
	10/23/91	9th East	11th East	As agreed
	1/29/92	9th East	8th	As agreed
	2/14/92	9th East	4th	7/13-17/92
	3/06/92	9th East	11th West	As agreed
	3/06/92	9th East	11th West	As agreed
	5/19/92	9th East	18th West	As agreed
Barnes	11/12/91	13th	10th	As agreed
	6/15/92	13th	11th West	As agreed
Brantley	3/06/92	6th	20th	As agreed
	5/19/92	6th	17th East	As agreed
Burnett	5/21/92	2nd	11th West	As agreed
	5/21/92	2nd	16th	As agreed
	6/04/92	2nd	4th	As agreed(2)
	6/08/92	2nd	4th	As agreed
	6/22/92	2nd	4th	As agreed
Capeheart	7/12/91	9th West	18th West	As agreed
	7/23/91	9th West	4th	As agreed(2)
	11/12/91	9th West	8th	As agreed
	3/26/92	9th West	18th West	As agreed
	6/24/92	9th West	18th West	As agreed
Choate	8/21/91	16th	14th	As agreed
	11/13/91	16th	4th	As agreed
	2/20/92	16th	4th	As agreed(3)
	2/27/92	16th	4th	As agreed
Cole	6/08/92	7th	11th West	6/29-30/92
Crabtree	7/08/91	19th	4th	As agreed
	7/23/91	19th	11th West	As agreed
	9/03/91	19th	4th	As agreed(2)
	3/12/92	19th	4th	As agreed
Davis	7/12/91	11th West	13th	As agreed
	7/29/91	11th West	11th East	As agreed
	11/13/91	11th West	11th East	As agreed
	12/13/91	11th West	20th	As agreed
	4/08/92	11th West	11th East	As agreed
	6/08/92	11th West	7th	As agreed
Dawson	9/10/91	11th West	11th East	9/17/91

Judge	Date of Assignment	Circuit	Assigned to	Length of Assignment
Eddy	5/26/92	15th	20th	As agreed
Edwards	10/14/91	17th East	17th West	As agreed
	6/25/92	17th East	4th	As agreed
Erwin	7/12/91	3rd	17th East	As agreed
	10/31/91	3rd	2nd	As agreed
Ford	7/29/91	18th West	20th	As agreed(3)
	9/25/91	18th West	9th West	As agreed
Garrett	11/14/91	7th	11th West	As agreed
Griffin	8/27/91	8th	9th West	As agreed
Gunter	7/08/91	8th	9th East	As agreed
	7/19/91	8th	9th East	As agreed
	8/22/91	8th	9th East	As agreed
	8/22/91	8th	19th	As agreed
	8/23/91	8th	9th East	As agreed
	9/13/91	8th	9th West	As agreed
	11/18/91	8th	9th East	As agreed
	11/18/91	8th	9th East	As agreed
	12/02/91	8th	9th West	As agreed
	2/26/92	8th	9th East	As agreed
	5/21/92	8th	9th East	As agreed
Hannah	8/09/91	17th East	4th	As agreed
	1/15/92	17th East	17th West	As agreed
	2/20/92	17th East	1st	As agreed
	4/20/92	17th East	4th	As agreed
	6/11/92	17th East	4th	As agreed
Hanshaw	7/12/91	17th West	20th	As agreed
	7/15/91	17th West	20th	As agreed(6)
	7/16/91	17th West	5th	As agreed
	8/15/91	17th West	20th	As agreed(2)
	10/04/91	17th West	20th	As agreed
	10/23/91	17th West	20th	As agreed
	2/18/92	17th West	5th	As agreed
	3/10/92	17th West	20th	As agreed
	3/25/92	17th West	11th East	As agreed
	3/26/92	17th West	11th East	As agreed
Huffman	7/11/91	19th	4th	As agreed
	3/13/92	19th	4th	As agreed
	6/24/92	19th	4th	As agreed
Jones	7/29/91	13th	10th	As agreed(2)
	3/09/92	13th	10th	As agreed

Judge	Date of Assignment	Circuit	Assigned to	Length of Assignment
Lineberger	7/08/91	4th	19th	As agreed
	7/15/91	4th	19th	As agreed(3)
	8/06/91	4th	20th	As agreed(2)
	9/09/91	4th	20th	As agreed
	9/24/91	4th	8th	As agreed
	11/12/91	4th	15th	As agreed
	12/05/91	4th	14th	As agreed
	1/14/92	4th	9th West	As agreed
	2/18/92	4th	19th	As agreed(2)
	2/25/92	4th	14th	As agreed
	3/10/92	4th	11th West	As agreed(2)
	3/25/92	4th	14th	As agreed
	4/20/92	4th	14th	As agreed
	4/20/92	4th	14th	As agreed(2)
	4/27/92	4th	14th	As agreed
	5/20/92	4th	6th	As agreed
	6/15/92	4th	20th	As agreed
	6/22/92	4th	6th	As agreed
Logan	7/12/91	14th	20th	As agreed
	8/06/91	14th	3rd	As agreed
McCollum	9/04/91	19th	4th	As agreed
	2/19/92	19th	4th	As agreed
	2/20/92	19th	4th	As agreed
	4/01/92	19th	4th	As agreed
McCorkindale	3/06/92	14th	4th	3/11/92
McNeil	11/01/91	20th	15th	As agreed
	3/25/92	20th	14th	As agreed
McSpadden	9/17/91	16th	17th East	As agreed
	1/22/92	16th	17th East	As agreed
Pittman	4/28/92	1st	2nd	As agreed
Plegge	3/26/92	6th	9th West	As agreed
	5/19/92	6th	20th	As agreed
Purifoy	7/19/91	8th	9th West	As agreed
	11/04/91	8th	9th West	As agreed
	2/03/92	8th	9th West	As agreed(2)
	5/21/92	8th	9th West	As agreed
	5/26/92	8th	9th West	As agreed
	6/24/92	8th	9th West	As agreed
Reynolds	7/15/91	20th	17th West	As agreed(7)
	8/15/91	20th	17th West	As agreed
	9/03/91	20th	17th West	As agreed
	9/03/91	20th	17th West	As agreed
	9/17/91	20th	17th West	As agreed

Judge	Date of Assignment	Circuit	Assigned to	Length of Assignment
Reynolds (cont)	9/20/91	20th	17th West	As agreed
	9/27/91	20th	17th West	As agreed
	11/14/91	20th	17th West	As agreed
	12/02/91	20th	17th West	As agreed
Robbins	9/12/91	18th East	9th East	As agreed
	10/25/91	18th East	9th East	As agreed
	12/04/91	18th East	18th West	As agreed
	3/06/92	18th East	9th East	As agreed
Rogers, Russell	7/01/91	11th East	11th West	As agreed
	7/23/91	11th East	4th	As agreed(10)
	7/29/91	11th East	11th West	As agreed
	8/20/91	11th East	13th	As agreed
	9/09/91	11th East	6th	As agreed
	9/20/91	11th East	13th	As agreed
	11/22/91	11th East	6th	As agreed
	2/18/92	11th East	9th East	As agreed
	2/18/92	11th East	18th West	As agreed
	2/18/92	11th East	18th West	As agreed
	3/23/92	11th East	17th West	As agreed
Shirron	3/25/92	7th	11th West	As agreed
Smith, Kim	9/24/91	4th	19th	As agreed(2)
Smitherman	11/26/91	18th East	4th	As agreed
	4/20/92	18th East	18th West	As agreed
Storey, William	7/08/91	4th	9th East	As agreed
	10/30/91	4th	19th	As agreed
Story, Ben	7/12/91	1st	2nd	As agreed
	5/19/92	1st	11th West	As agreed
Swindell	7/12/91	5th	7th	As agreed
	7/16/91	5th	17th West	As agreed
	11/01/91	5th	15th	As agreed
	5/14/92	5th	17th West	As agreed
Taylor, H.A.	8/22/91	11th West	7th	As agreed
	9/20/91	11th West	11th East	10/03/91
	3/12/92	11th West	7th	As agreed
Villines	9/20/91	20th	17th West	As agreed(2)
	12/03/91	20th	17th West	As agreed
	12/16/91	20th	16th	As agreed(3)
	3/06/92	20th	17th West	As agreed(2)
	3/10/92	20th	17th West	As agreed
Williams, Randall	7/12/91	11th West	1st	As agreed
Wilson	9/06/91	2nd	1st	As agreed

COURT INTERPRETERS PROGRAM

The Court Interpreter was involved in 196 hearings or trials - 103 in Pulaski County and 93 outside the county.

Of those cases, 98 were in municipal court (42 criminal, 47 traffic and 9 small claims/other); 22 were in juvenile court; 38 were in circuit court; 30 were in chancery court; 2 were commitment hearings; 2 were appeal hearings; and 4 were in bankruptcy court.

Travel outside Pulaski County include these cities: Alma, Arkansas City, Bald Knob, Benton, Bentonville, Booneville, Brinkley, Bryant, Conway, Dardanelle, El Dorado, Fayetteville, Fort Smith, Greenbrier, Hamburg, Hampton, Harrisburg, Hope, Hot Springs, Jonesboro, London, Marion, Monticello, Morrilton, Mountain Home, Mountain View, Ozark, Paragould, Paris, Pea Ridge, Perryville, Pine Bluff, Rogers, Russelville, Searcy, Springdale, Texarkana, Van Buren and Warren.