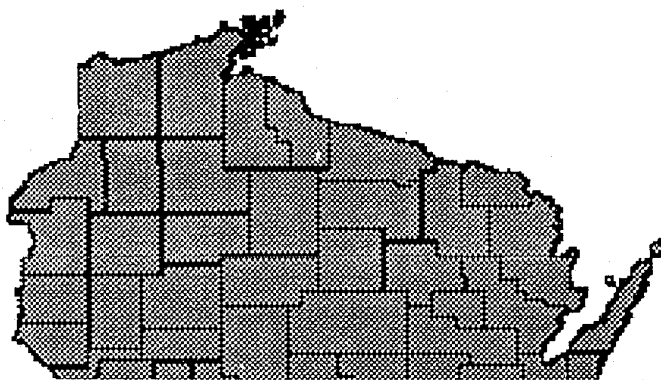


Sexual Assaults In Wisconsin 1991



140692

U.S. Department of Justice
National Institute of Justice

This document has been reproduced exactly as received from the person or organization originating it. Points of view or opinions stated in this document are those of the authors and do not necessarily represent the official position or policies of the National Institute of Justice.

Permission to reproduce this copyrighted material has been granted by

Wisconsin Office of Justice

Assistance

to the National Criminal Justice Reference Service (NCJRS).

Further reproduction outside of the NCJRS system requires permission of the copyright owner.

Wisconsin Office of Justice Assistance
Statistical Analysis Center

Thompson

Jerome D. Lacke
Executive Director

140692

140692

State of Wisconsin



OFFICE OF JUSTICE ASSISTANCE

Tommy G. Thompson
Governor

Jerome D. Lacke
Executive Director

December 1992

Dear Colleague:

I am pleased to present for your review and use, **Sexual Assaults in Wisconsin 1991**. This is the eighth annual report on sexual assaults in the State issued by the Wisconsin Office of Justice Assistance's Statistical Analysis Center.

Beginning in 1991, the period covered by this report, OJA began collecting sexual assault data in a format consistent with the Incident-Based Crime Reporting (IBR) system being gradually established in the State. As agencies begin electronically reporting crime and arrest data under this new system, the manual reporting of incident-based sexual assault data will no longer be necessary. To facilitate this transition, however, our manual forms were redesigned to parallel the IBR system.

As a result of this transition, some of the types of information presented on sexual assaults in this report are different than those presented in past reports. In particular, the report focuses on the six categories of assaults which are defined by both the national and the Wisconsin IBR systems: forcible rape, forcible sodomy, assault with an object, forcible fondling, incest, and statutory rape. In addition, since many of the characteristics of these assaults are very similar from year to year, we have tried to reduce the "discussion" portions of the report (which are similar each year), and make the report more of a reference document.

I hope this report will be a valuable resource for you. We are interested in hearing about any ways in which this report could be improved, from your point of view, and would appreciate any comments you may have on this report.

Sincerely,

A handwritten signature in cursive script, appearing to read "Jerome D. Lacke".

JEROME D. LACKE
Executive Director

140692

Sexual Assaults in Wisconsin 1991

December 1992

NCJRS

FEB 22 1993

ACQUISITIONS

Coordinated by

Stephen W. Grohmann

Staff

Terri Puent

Jessica Strand

LuAnn Wickeham

Tom Eversen

Wisconsin Office of Justice Assistance
Statistical Analysis Center
222 State Street, Second Floor
Madison, Wisconsin 53702

The Statistical Analysis Center

The Statistical Analysis Center is a program of the Office of Justice Assistance. The Center collects, analyzes, interprets, and disseminates criminal and juvenile justice data.

The Center operates the State Uniform Crime Reporting (UCR) program. The sexual assault data reported in this publication are collected as part of the UCR program. The Center also operates three other information systems: one maintaining selected county jail inmate data, one maintaining drug enforcement Task Force data, and one maintaining statewide juvenile detention data. The Center prepares annual reports and other special reports on the data and other information maintained in these systems.

In addition to operating certain data systems and disseminating related information, the Center conducts other special studies and data analyses and responds to over 400 requests for data and other information each year.

Acknowledgment

The Office of Justice Assistance wishes to acknowledge the contribution of local law enforcement agency staff and administrators in providing the data for this publication. Without the time and diligence of these persons, this report would not be possible.

Table of Contents

Executive Summary	2
Introduction	4
Data Collection and Interpretation	5
Types of Sexual Assaults	6
Number and Nature of Sexual Assaults	7
Table 1 Offenses Reported by Wisconsin Sexual Assault Degree	7
Graph 1 Sexual Assault Types	8
Table 2 Victim Race by Offender Race	9
Table 3 Victim Sex by Offender Sex	9
Graph 2 Relationship of Assailant to Victim	9
Table 4 Location of Sexual Assaults	10
Graph 3 Sexual Assaults by Month	10
Table 5 Number of Offenders	11
Most Serious Sexual Assaults	12
Graph 4 Relationship of Assailant to Victim - Serious Offenses	12
Chart 1 Victim Characteristics - Serious Assaults	13
Chart 2 Offender Characteristics - Serious Assaults	14
Chart 3 Relationship and Arrest Outcome - Serious Assaults	15
Less Serious Sexual Assaults	16
Graph 5 Relationship of Assailant to Victim - Forcible Fondling	17
Graph 6 Forcible Fondling by Victim Age	17
Trends in Reported Sexual Assaults	18
Graph 7 Yearly Sexual Assault Trends	18
Table 5 State Totals - Sexual Assault 1986-1991	18
Unfounded Sexual Assaults	19
Sexual Assaults by Jurisdiction	20
Table 7 Sexual Assault by County and Municipality-1991	21
Appendix A - Wisconsin Sexual Assault Statutes	31
Appendix B - Sexual Assault Data Collection Form	33

EXECUTIVE SUMMARY

WISCONSIN SEXUAL ASSAULTS: 1991

NUMBER AND NATURE OF SEXUAL ASSAULTS

- In 1991, an estimated 6,852 sexual assaults were reported to law enforcement agencies, representing a 7.6 percent increase over the 1990 estimated total of 6,366.
- Over 74 percent of all sexual assault victims were juveniles. Over 64 percent of all victims were 15 years old or younger.
- The most common type of sexual assault was forcible fondling, which accounted for 55 percent of all reported cases.
- Of all sexual assaults, 29 percent were the most serious types of offenses (forcible rape, forcible sodomy, or assault with an object).
- Eighty-nine percent of all sexual assaults were perpetrated by someone known to the victim, while 11 percent were committed by strangers.
- An offender was arrested in 53 percent of all cases.
- Fifty-five percent of all arrested sexual assault offenders were referred to criminal court.
- Sexual assaults occurred more frequently in the summer months: August, July, and June.
- Fifty-seven percent of assaults took place in either the victim's or offender's home.
- Ninety-six percent of assaults were committed by single offenders.

VICTIM CHARACTERISTICS

- The average age of sexual assault victims was 16, the median, or middle, age was 14.
- Seventy-four percent of all victims were juveniles.
- Sexual assault victims were primarily women (88 percent) and primarily white (83 percent).
- Five percent of victims had serious injuries, another five percent received minor injuries.

OFFENDER CHARACTERISTICS

- The average age of a sexual assault offender was 22, six years older than the victim; the median, or middle, age was 19.
- Ninety-six percent of all offenders were male.
- Offender race was White in 71 percent of assaults; 27 percent involved Black offenders.
- A dangerous weapon was used in five percent of the reported cases, 10 percent used personal weapons, and 82 percent used no weapon.

MULTIPLE OFFENDERS

- Four percent of sexual assaults involved multiple offenders.
- The typical number of multiple offenders in a sexual assault was two. The highest number of offenders was seven, in a forcible rape case.
- The majority of multiple offender cases were forcible fondling offenses (51 percent).
- Five percent of multiple offender victims sustained a major injury.
- Seven percent of offenders used a dangerous weapon.

FORCIBLE RAPE

- Twenty-two percent of all offenses were forcible rapes.
- The average victim age was 21, with the median 19. This is considerably higher than the average age of 16 for all sexual assaults, and the median of 14.
- The average offender age was 26, with a median of 24. This is also much higher than the average offender age of 22 for all assaults, and the median of 19.
- Victims sustained major injuries in 12 percent of the cases reported to law enforcement.
- Offenders were referred to criminal court in 74 percent of the cases.

FORCIBLE SODOMY

- Five percent of all offenses were reported as forcible sodomy.
- The average victim age was 13, with the median being 11.
- The average offender age was 26, with a median of 20.
- Fifty percent of forcible sodomy offenders were referred to criminal court.

ASSAULT WITH AN OBJECT

- Two percent of the cases reported were assaults with an object.
- The average victim age was 13, with the median being 9. This is considerably lower than the average age of 16 for all sexual assaults, and the median of 14.
- The average offender age was 27, with a median of 23. This is also much higher than the overall average of 22, and median of 19.
- Fifty-eight percent of offenders were referred to criminal court.

STATUTORY RAPE

- Fifteen percent of all sexual assault offenses were statutory rape.
- The average victim age as well as the median was 14; and the average offender age was 20, with a median of 18.
- Statutory rape offenders were arrested in 62 percent of the cases .
- Fifty-five percent of arrested offenders were referred to criminal court.

INCEST

- Nearly two percent of reported sexual assaults were incest.
- The average and median victim age was 10.
- The average offender age was 29; the median was 30.
- In 40 percent of the cases, the victim was the child of the offender.
- In forty percent of cases reported, the offender was arrested.

FORCIBLE FONDLING

- Fifty-five percent of sexual assaults were cases of forcible fondling.
- The average victim age was 15, with the median being 13. These numbers are close to the sexual assault average of 16 and median of 14.
- The average offender age was 26, with a median of 21.
- An adult committed fifty-one percent of forcible fondlings in cases in which the victim's age was under 12.
- Forty-eight percent of forcible fondlings were referred to criminal court.

INTRODUCTION

This report presents data on sexual assaults reported to law enforcement agencies in Wisconsin during 1991. Data were collected by the Statistical Analysis Center (SAC), a program of the Office of Justice Assistance (OJA), as a part of the state Uniform Crime Reporting (UCR) program.

Data on sexual assaults have been collected by SAC as part of the UCR program since January 1, 1984. Unlike most other UCR data, which are collected as aggregate statistics (monthly totals), sexual assault data are collected on a case-by-case basis. These data are collected to provide information about sexual assaults as defined by Wisconsin Statutes. For many years, the UCR program has collected data on "forcible rape," defined by the UCR program as "the carnal knowledge of a female forcibly and against her will." Sexual assault in Wisconsin is defined in sections 940.225 and 948.02 of the State Statutes. The statutes define four degrees of assaultive "sexual contact or sexual intercourse" between persons of either sex. This definition is considerably broader than the UCR definition of forcible rape. A copy of the sexual assault statutory language is found in **Appendix A** of this report.

This report will focus on six sexual assault offense types defined by both the national and Wisconsin Incident-Based Reporting Systems (IBRS). These are: Forcible Rape, Forcible Sodomy, Assault With an Object, Forcible Fondling, Incest, and Statutory Rape. A copy of this data collection form is found in **Appendix B** of this report. The 1991 sexual assault statistics presented in this report are usually grouped into the offense categories listed above. They are occasionally grouped on the basis of Wisconsin sexual assault degrees; however, the statutory degree of an assault can be based on factors other than the type of assault. In particular, the age of the victim is a determining factor. For example, if the victim is 12 years old or younger, regardless whether there was sexual contact or intercourse, the assault would be a first degree sexual assault based on the victim's age.

DATA COLLECTION AND INTERPRETATION

The assaults described and analyzed in this report are those reported to law enforcement agencies during 1991. The data are submitted to SAC as part of the monthly UCR report of law enforcement agencies. Data are collected on the Wisconsin Sexual Assault Form, which is reproduced in **Appendix B**. As with any sensitive crime, actual reports of offenses to law enforcement agencies may not be totally representative of all assaults committed. Assaults not reported to law enforcement agencies cannot be addressed in this report, even though they may be reported to other agencies such as social services or medical agencies.

The unit of analysis in this report is the assault or offense, which is usually defined as involving one victim; that is, for any given incident, one assault is counted for each victim. The one instance in which several assault incidents are counted as one assault is the case of serial assault. For this report, a series of assaults on one person which constitute one "clear and distinct criminal operation" is counted as one offense. One example of a serial sexual assault is an intrafamilial assault situation in which incidents take place over a long period of time. This is counted as one (serial) assault.

The data in this report focus on all reported cases, in most cases regardless of the eventual disposition of the cases by the law enforcement agency or the court. Although this report does separate cases which law enforcement agencies report to be unfounded, the factual accuracy of these reported assaults and the circumstances surrounding them have, in a legal sense, not been substantiated. Unfounded cases are examined as a group in this report, assessing characteristics similar to those examined for founded cases.

TYPES OF SEXUAL ASSAULTS

Sexual assault, as defined by Wisconsin Statutes, encompasses a wide range of seriousness, from violent rapes to less injurious sexual contacts. The seriousness of an assault is, of course, related to a number of factors such as the extent of the victim's trauma, injuries, and so forth; but these are not always easily measured. Fortunately, the seriousness of the assaults are also defined, to some degree, by the six offense categories utilized in the Uniform Crime Reporting - Incident-Based system, as defined below:

Forcible Rape: Vaginal intercourse with a person, forcibly and/or *against that person's will*, or where the victim was incapable of giving consent because of his/her temporary or permanent mental or physical incapacity.

Forcible Sodomy: Oral or anal sexual intercourse with another person, forcibly and/or *against that person's will*; or not forcibly nor against the person's will where the victim is incapable of giving consent because of his/her youth or because of his/her temporary or permanent mental or physical incapacity.

Sexual Assault With An Object: To use an object or instrument to unlawfully penetrate, however slightly, the genital or anal opening of the body of another person, forcibly and/or *against the person's will*; or, not forcibly nor against the person's will where the victim is incapable of giving consent because of his/her youth or because of his/her temporary or permanent mental or physical incapacity. *Note:* An "object" or "instrument" is anything used by the offender other than the offender's genitalia. Examples include a finger, bottle, handgun, stick, etc.

Forcible Fondling: The touching of the private body parts of another person for the purpose of sexual gratification or victim humiliation, forcibly and/or *against that person's will*; or, not forcibly nor against the person's will where the victim is incapable of giving consent because of his/her youth or because of his/her temporary or permanent mental/physical incapacity. *Note:* Forcible Fondling includes "Indecent Liberties" and "Child Molesting." Although "force" may not have been used, offenses may fall into this category because the victim was incapable of giving consent, or did not give consent.

Incest: Unlawful, nonforcible, sexual relationship between parties related too close to marry.

Statutory rape: Nonforcible *sexual intercourse* with a person who is under the statutory age of consent; *under age 16 in Wisconsin.*

NUMBER AND NATURE OF SEXUAL ASSAULTS

Table 1 and Graph 1, and other data in this section provide basic information on all 1991 sexual assaults. Table 1 shows assaults by category of assault and statutory sexual assault degree. Graph 1 shows the relative volume of cases of each of the types of sexual assaults. Note that these data displays, and all those that follow, except Tables 6 and 7, present actual reported data, excluding the small number of estimated missing cases that have been added to the state total and relevant county totals in order to estimate the universe of cases.

The six UCR-IBR categories of sexual assault defined in the previous section provide a measurable and somewhat objective means of categorizing sexual assaults by seriousness. The best objective measure of the seriousness of a sexual assault may be whether or not it involved penetration, of a body orifice, with either genitalia or an object, forcibly and/or against that person's will; or not forcibly or against that person's will when the victim is incapable of giving consent. The most physically injurious offenses (forcible rape, forcible sodomy, and assault with an object) all encompass these characteristics and will be examined as one group later in this report. The other, less serious offenses will be examined as a separate group.

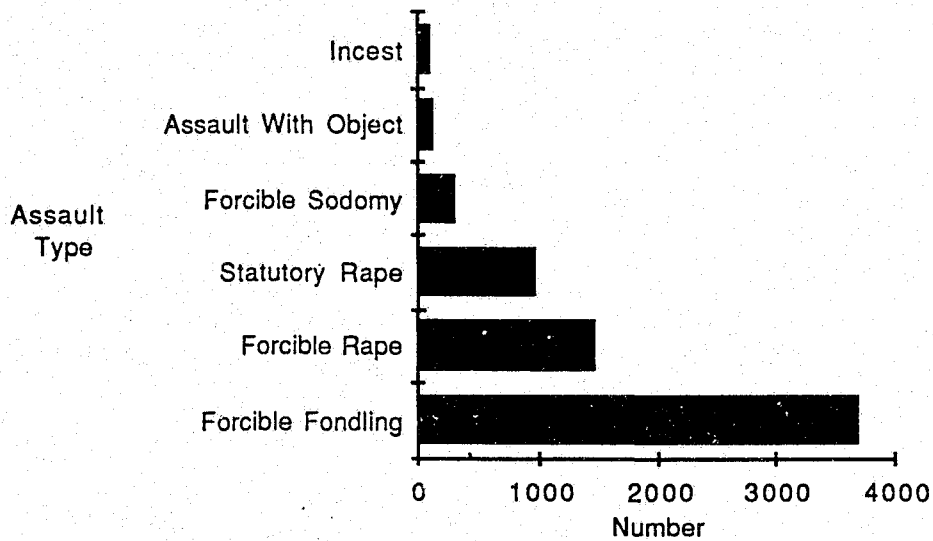
TABLE 1
OFFENSES REPORTED BY WISCONSIN SEXUAL ASSAULT DEGREE

	1st Degree		2nd Degree		3rd Degree		4th Degree		Total	
	N	%	N	%	N	%	N	%	N	%
Forcible Rape	693	21.6	695	26.3	81	44.0	10	1.4	1,479	21.9
Forcible Sodomy	204	6.4	91	3.4	18	9.8	2	.3	315	4.7
Assault with Object	90	2.8	31	1.2	3	1.6	5	.7	129	1.9
Forcible Fondling	1904	59.4	1074	40.7	59	32.1	683	96.1	3,720	55.2
Incest	94	2.9	20	.8	1	.5	3	.4	118	1.8
Statutory Rape	222	6.9	729	27.6	22	12.0	8	1.1	981	14.6
Total	3207	100.0	2640	100.0	184	100.0	711	100.0	6,742	100.1

Number of Missing Observations: 102

GRAPH 1

Sexual Assault Types



Number of missing observations: 102

Sexual Assault Victim Characteristics

- The average age of a sexual assault victim was 16, the median, or middle age was 14.
- Seventy-four percent of all victims were juveniles.
- Eighty-eight percent of victims were women.
- Sexual assault victims were primarily White, in 83 percent of cases, victims were Black in 16 percent of cases.
- Five percent of victims sustained some type of major injury, another five percent received minor injuries.

Sexual Assault Offender Characteristics

- The average offender age was typically six to eight years older than the victim. The average offender average was 22, the median was 19.
- Ninety-six percent of all sexual assault offenders were male.
- Offender race was primarily White, in 71 percent of cases.
- Ninety-six percent of all assaults were perpetrated by a single offender.
- A dangerous weapon was used in five percent of the reported cases, personal weapons were used in 10 percent of cases, and 82 percent used no weapon.

Relationship and Arrest Outcome

- Eighty-nine percent of all sexual assaults were committed by someone known to the victim.
- Sexual assault offenders were arrested in 53 percent of the cases reported to the law enforcement.
- Of those offenders arrested, 55 percent were referred to criminal court proceedings, and 27 percent were referred to juvenile court.

TABLE 2
VICTIM RACE BY OFFENDER RACE

Offender Race	White		Black		Other*		Total	
	N	%	N	%	N	%	N	%
White	4,806	87.2	84	7.8	26	33.3	4,916	73.8
Black	639	11.6	988	91.9	5	6.4	1,632	24.5
Other*	67	1.2	3	.3	47	60.3	117	1.8
Total	5,512	100.0	1,075	100.0	78	100.0	6,665	100.1

Number of Missing Observations: 178

*The Other category includes American Indians and Asians. The separate numbers were too small to display separately on this table.

TABLE 3
VICTIM SEX BY OFFENDER SEX

Offender Sex	Male		Female		Total	
	N	%	N	%	N	%
Male	673	80.8	5827	98.4	6500	96.3
Female	160	19.2	92	1.6	252	3.7
Total	833	100.0	5919	100.0	6752	100.0

Number of missing observations: 91

GRAPH 2

Relationship of Assailant to Victim

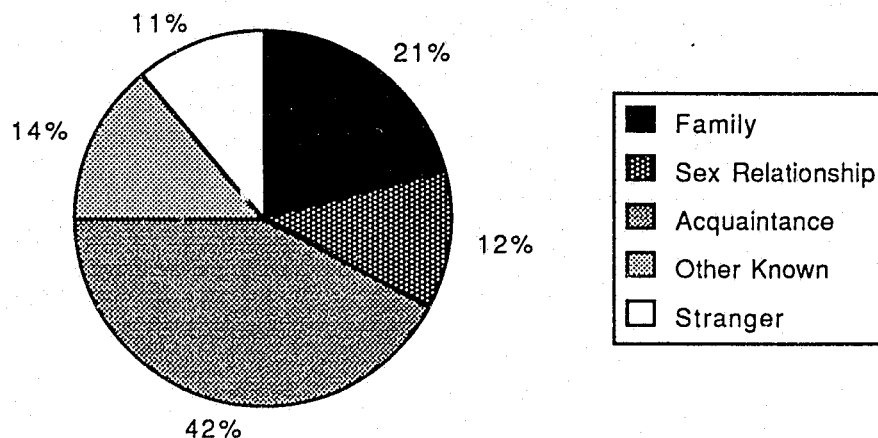


TABLE 4
LOCATION OF SEXUAL ASSAULTS

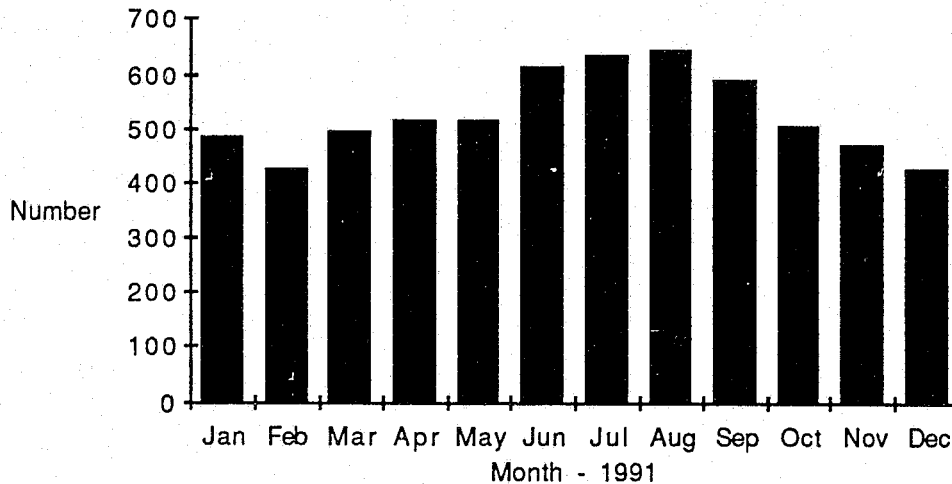
<u>Location</u>	<u>N</u>	<u>%</u>
Victim Home	2066	33.3
Offender Home	1471	23.7
Other Residence	677	10.9
School/College	513	8.3
Outdoors	468	7.5
Vehicle	411	6.6
Other Indoors	203	3.3
Other	<u>394</u>	<u>6.4</u>
Total	6203	100

Number of missing observations: 640

Graph 3 depicts the number of sexual assaults by month. While sexual assaults occur frequently in all months, there was an increase in volume during the summer months.

GRAPH 3

Sexual Assaults by Month



Multiple Offenders

- Four percent of all sexual assaults involved multiple offenders.
- The typical number of multiple offenders was two. The highest number of offenders was seven.
- Five percent of multiple offender assault victims sustained a major injury.
- Seven percent of multiple offender assaults involved a dangerous weapon.
- Fifty-one percent of multiple offender assaults involved forcible fondlings.

As explained in Data Collection and Interpretation, an assault is usually defined as involving one victim. When multiple victims are involved, one assault is recorded for each victim, however a single assault may involve multiple offenders. The numbers of sexual assaults with single and multiple offenders are shown below. (Multiple offender sexual assaults do not necessarily involve the same assault activity by all offenders.) The table shows that 96 percent of sexual assaults involved single offenders and four percent involved multiple offenders.

TABLE 5
NUMBER OF OFFENDERS

<u>Number of Offenders</u>	<u>Number of Assaults</u>	<u>Percent of all Assaults</u>
1	6468	96.0
2	221	3.3
3	34	0.5
4	14	0.2
5	3	0.0
6	0	0.0
7	1	0.0
Total	6741	100.0

Number of missing Observations: 102

MOST SERIOUS SEXUAL ASSAULTS

Forcible Rape

- Twenty-two percent of all offenses were forcible rapes.
- The average victim age was 21, with the median 19. This is considerably higher than the average age of 16 for all sexual assaults, and the median of 14.
- The average offender age was 26, with a median of 24. This is also much higher than the average offender age of 22 for all assaults, and the median of 19.
- Victims sustained major injuries in 12 percent of the cases reported to law enforcement.
- Offenders were referred to criminal court in 74 percent of the cases.

Forcible Sodomy

- Five percent of all offenses were reported as forcible sodomy.
- The average victim age was 13, with the median being 11.
- The average offender age was 26, with a median of 20.
- Fifty percent of forcible sodomy offenders were referred to criminal court.

Assault with an Object

- Two percent of the cases reported were assaults with an object.
- The average victim age was 13, with the median being 9. This is considerably lower than the average age of 16 for all sexual assaults, and the median of 14.
- The average offender age was 27, with a median of 23. This is also much higher than the overall average of 22, and median of 19.
- Fifty-eight percent of offenders were referred to criminal court.

Graph 4 and the charts on the following three pages present basic information on the three most serious sexual assaults: forcible rape, forcible sodomy, and assault with an object.

GRAPH 4

Relationship of Assailant to Victim Serious Offenses

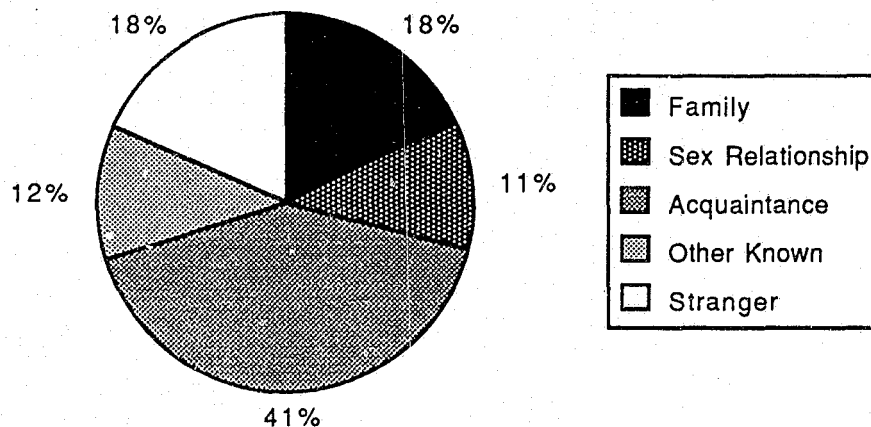


CHART 1
VICTIM CHARACTERISTICS - SERIOUS ASSAULTS

	FORCIBLE RAPE	COLUMN %	FORCIBLE SODOMY	COLUMN %	ASSAULT WITH AN OBJECT	COLUMN %	TOTAL	% OF TOTAL
VICTIM AGE								
1-12	201	14%	170	54%	79	61%	450	23%
13-15	284	19%	46	15%	20	16%	350	18%
16-17	182	12%	26	8%	8	6%	216	11%
18-20	192	13%	21	7%	3	2%	216	11%
21-30	386	26%	35	11%	9	7%	430	22%
OVER 30	232	16%	15	5%	10	8%	257	13%
TOTAL	1477	100%	313	100%	129	100%	1919	100%
VICTIM SEX								
MALE	10	1%	161	51%	10	8%	181	9%
FEMALE	1469	99%	152	49%	119	92%	1740	91%
TOTAL	1479	100%	313	100%	129	100%	1921	100%
VICTIM RACE								
WHITE	1075	73%	269	86%	122	95%	1466	76%
BLACK	383	26%	41	13%	4	3%	428	22%
OTHER	20	1%	1	0%	2	2%	23	1%
TOTAL	1478	100%	311	100%	128	100%	1917	100%
INJURIES								
SERIOUS*	182	12%	9	3%	5	4%	196	10%
MINOR	172	12%	13	4%	15	12%	200	10%
NONE	1124	76%	293	93%	109	84%	1526	79%
TOTAL	1478	100%	315	100%	129	100%	1922	100%

*Serious injuries include: Broken bones, internal injuries, severe cuts, lost teeth, and unconsciousness.

**CHART 2
OFFENDER CHARACTERISTICS - SERIOUS ASSAULTS**

	FORCIBLE RAPE	COLUMN %	FORCIBLE SODOMY	COLUMN %	ASSAULT WITH AN OBJECT	COLUMN %	TOTAL	% OF TOTAL
AGE								
1-12	24	2%	49	16%	12	10%	85	5%
13-15	84	7%	46	15%	24	20%	154	10%
16-17	106	9%	28	9%	14	12%	148	9%
18-20	213	18%	26	9%	8	7%	247	16%
21-30	422	36%	57	19%	22	18%	501	32%
OVER 30	321	27%	91	31%	41	34%	453	29%
TOTAL	1170	100%	297	100%	121	100%	1588	100%
SEX								
MALE	1449	100%	304	97%	114	89%	1867	99%
FEMALE	6	0%	8	3%	14	11%	28	1%
TOTAL	1455	100%	312	100%	128	100%	1895	100%
RACE								
WHITE	842	59%	247	80%	114	90%	1203	64%
BLACK	563	39%	59	19%	8	6%	630	34%
OTHER	32	2%	2	1%	4	3%	38	2%
TOTAL	1437	100%	308	100%	126	100%	1871	100%
WEAPON								
SERIOUS*	203	14%	11	3%	12	9%	226	12%
PERSONAL	472	32%	16	5%	15	12%	503	26%
NONE	795	54%	288	91%	102	79%	1185	62%
TOTAL	1470	100%	315	100%	129	100%	1914	100%
OFFENDERS								
SINGLE	1393	94%	299	95%	125	97%	1817	94%
MULTIPLE	86	6%	16	5%	4	3%	106	6%
TOTAL	1479	100%	315	100%	129	100%	1923	100%

*Any type of firearm, knife, blunt object, or drugs.

**CHART 3
RELATIONSHIP AND ARREST OUTCOME - SERIOUS ASSAULTS**

	FORCIBLE RAPE	COLUMN %	FORCIBLE SODOMY	COLUMN %	ASSAULT WITH AN OBJECT	COLUMN %	TOTAL	% OF TOTAL
RELATIONSHIP								
FAMILY	192	14%	83	27%	53	42%	328	18%
SEX RELATIONSHIP	168	12%	29	9%	7	6%	204	11%
ACQUAINTANCE	577	42%	108	35%	40	32%	725	40%
OTHER KNOWN	127	9%	71	23%	20	16%	218	12%
STRANGER	306	22%	15	5%	6	5%	327	18%
TOTAL	1370	100%	306	100%	126	100%	1802	100%
OUTCOME								
ARRESTED	727	49%	173	55%	76	59%	976	51%
OFFENDER DEAD	8	1%	0	0%	0	0%	8	0%
VICTIM REFUSED	70	5%	4	1%	2	2%	76	4%
JUVENILE	26	2%	23	7%	15	12%	64	3%
NO ARREST	581	39%	108	34%	34	26%	723	38%
OTHER	67	5%	7	2%	2	2%	76	4%
TOTAL	1479	100%	315	100%	129	100%	1923	100%
LE DISPOSITION								
HANDLED & RELEASED	13	2%	5	2%	1	1%	19	2%
CRIMINAL COURT	599	74%	104	50%	54	58%	757	68%
JUVENILE COURT	105	13%	66	32%	30	32%	201	18%
OTHER	93	11%	34	16%	8	9%	135	12%
TOTAL	810	100%	209	100%	93	100%	1112	100%

LESS SERIOUS SEXUAL ASSAULTS

Statutory Rape

- Fifteen percent of all offenses were statutory rapes ("consensual" intercourse with an underage victim).
- The average victim age as well as the median was 14. The average offender age was 20, with the a median of 18.
- Ninety percent of victims were women.
- Statutory rape offenders were arrested in 62 percent of the cases; .
- Fifty-five percent of all arrested statutory rape offenders were referred to criminal court.

Incest

- Incest was the least frequently reported of all sexual assault offenses, totalling 1.8 percent of all assaults.
- The average incest victim age, and the median, was 10; this age was drastically less than the average victim age of 16 and the median of 14 for all sexual assaults.
- The average offender age was 29, and the median 30; both of these were significantly higher than average of 22 for all sexual assaults, and median 19.
- In 40 percent of the cases the victim was the child of the offender.
- Five percent of all sexual assaults reported showed the victim/offender relationship as being family. These offenses were not coded as incest due to their violent nature, and the victim's unwillingness to participate. Instead, they were coded as forcible rape, sodomy, or assault with an object.

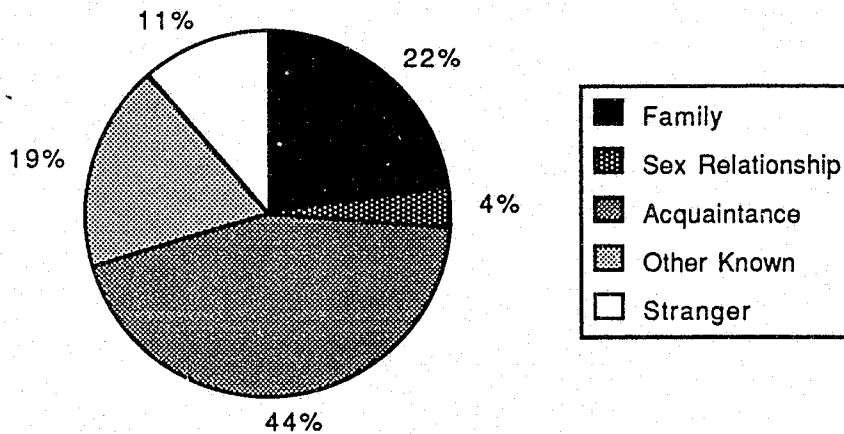
Forcible Fondling

- Forcible fondlings comprised the greatest number of reported sexual assault offenses, 55 percent.
- The average victim age in forcible fondling assaults was 15, the median was 13.
- Juveniles comprised 78 percent of the forcible fondling victims.
- The average offender age of 26 was considerably older than the average victim age. The offender median age was 21.
- In eighty-six percent of fondling cases, the victim was female.
- Victim race was White in 83 percent of the cases.
- Offender race was White in 74 percent of the cases, Blacks were the reported offender in 24 percent of cases.
- Forcible fondling victims rarely sustained physical injury. An injury was reported in 5 percent of the cases.
- In eighty-nine percent of the cases the victim knew the offender.
- Fifty-two percent of all forcible fondling offenders were arrested.
- Of those offenders arrested, 48 percent were referred to criminal court proceedings and 31 percent were referred to juvenile court.

Graphs 5 and 6 show additional information regarding forcible fondling offenses. Graph 5 shows the victim-offender relationship for these cases and Graph 6 shows the general relationship to victim age. While forcible fondling incidences clearly decrease with increasing victim age, it should be noted that the age categories portrayed in the Graph are not of equal range.

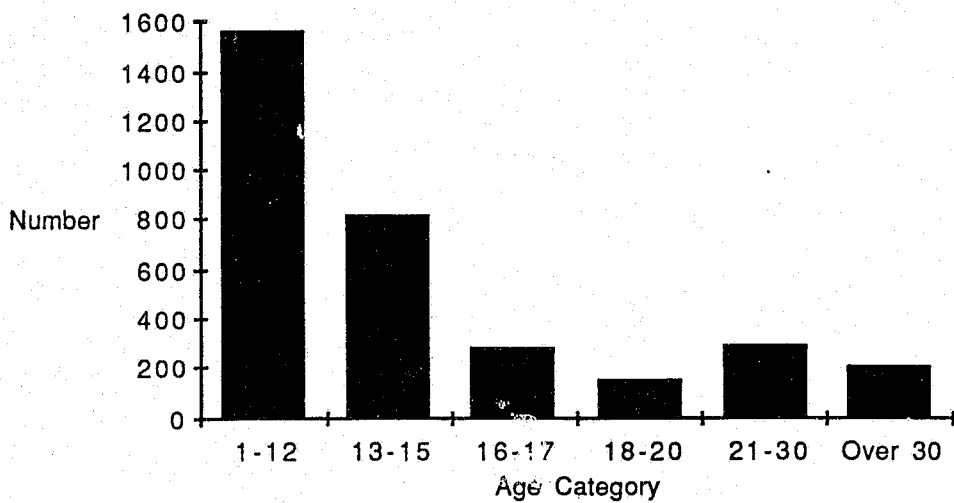
GRAPH 5

**Relationship of Assailant to Victim
Forcible Fondling**



GRAPH 6

Forcible Fondling by Victim Age



Number of Missing Observations: 543

TRENDS IN REPORTED SEXUAL ASSAULTS

There was a 23.6 percent increase in the estimated number of sexual assaults in Wisconsin between 1986 and 1991. During the past six years the State experienced first a marginal decline and then a notable increase in reported sexual assaults. Since the drastic increase in 1989, reported sexual assaults have been increasing, but they have been doing so at a decreasing rate.

GRAPH 7

Yearly Sexual Assault Trends

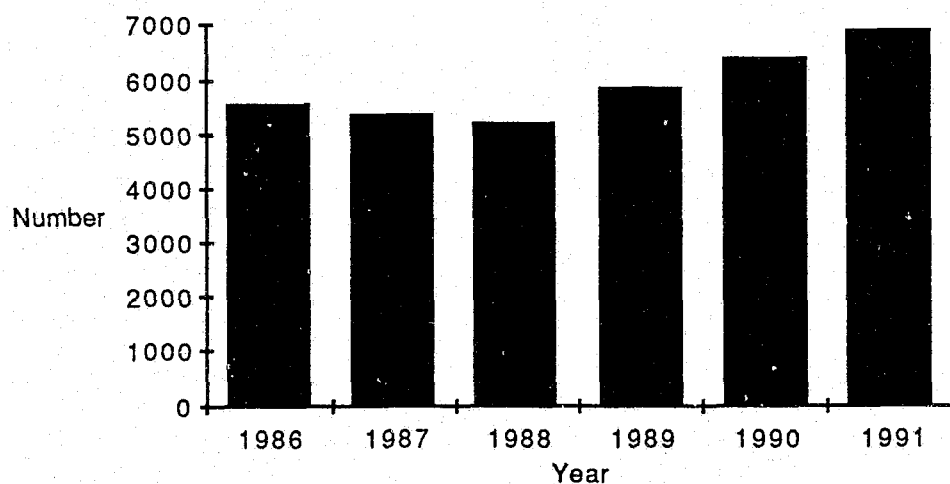


TABLE 6
STATE TOTALS
SEXUAL ASSAULT 1986-1991

<u>Year</u>	<u>Sexual Assault Total</u>	<u>Percent Change</u>
1986	5538	--
1987	5348	-3.4%
1988	5169	-3.3%
1989	5826	12.7%
1990	6366	9.3%
1991	6852	7.6%

UNFOUNDED SEXUAL ASSAULTS

Data that have been collected on unfounded sexual assaults appear to be similar to other assaults that are reported to law enforcement agencies. Since we are not certain that all law enforcement agencies are reporting these offenses correctly to OJA, it remains unclear whether the data reported are representative of all unfounded cases reported to law enforcement.

An unfounded case as defined by UCR is "a complaint which is determined through investigation to be false or baseless." The refusal of a victim to cooperate with prosecution, or the failure to make an arrest does not unfound a legitimate offense. The data provided to OJA show the following characteristics:

- In 1991, there were 701 sexual assaults reported to law enforcement agencies which the agencies determined to be unfounded. Unfounded cases accounted for 9.3 percent of the total cases reported to law enforcement agencies.
- Thirteen percent of forcible rapes were unfounded.
- Six percent of forcible sodomies were unfounded.
- Eight percent of assaults with an object were unfounded.
- Eight percent of forcible fondlings were unfounded.
- Seventeen percent of incest cases were unfounded.
- Five percent of statutory rapes were unfounded.
- Nearly 71 percent of victims were juveniles in unfounded cases. Sixty percent of the victims were 15 years old or younger in unfounded cases.
- Women reported 86 percent of unfounded sexual assaults.
- Seventy-seven percent of victims were White, 22 percent were Black.
- Victims claimed a major injury in four percent of the unfounded cases.
- In 76 percent of the cases the offender was an adult.
- Ninety-four percent of unfounded cases were reported to involve male offenders.
- Offender race was identified as White in 87 percent, and Black in 11 percent of unfounded cases.
- Seven percent of these offenders were reported to have used a dangerous weapon.
- As with founded sexual assaults the overwhelming majority of unfounded cases were alleged to be single offender attacks.
- The victim claimed to know the offender in 80 percent of the unfounded cases.
- The locations of the unfounded assaults were similar to founded assaults, predominantly victim's residence, offender's residence, other residence, and offender's vehicle.

SEXUAL ASSAULTS BY JURISDICTION

Sexual assault data are submitted monthly by law enforcement agencies, along with other Uniform Crime Reports for that month. If there are no assaults to report, a zero report is indicated on the cover sheet. This procedure allows missing data to be estimated for specific jurisdictions, and hence for county and state totals.

Table 7 on the following pages shows the total number of sexual assaults reported by or estimated for each reporting jurisdiction for 1991, and for comparison, 1990. County and state totals are summed from these figures. Jurisdictions which reported zero sexual assaults or were estimated to have zero sexual assaults are not shown in the table.

When required, estimates were derived by the following method: For jurisdictions with at least six months of data present, an estimate total was derived by prorating from the existing data. That is, the existing data were multiplied by the quotient obtained by dividing 12 by the number of months of data present. For jurisdictions with less than six months of data present, the estimate was simply the number of sexual assaults reported or estimated for the previous year. Estimated data are indicated by the term "EST" after the jurisdiction name. Only the jurisdiction and county totals were affected by the estimation, and in all cases for 1991, only very slightly. The estimation process added eight cases to the statewide total. The subtotals of offense type categories are actual reported data and, for those jurisdictions with estimated totals, these totals are not the sum of the subtotals.

It should also be noted that the jurisdiction data of Table 7 do not include 102 cases which were missing the offense type information. This is noted in the State Totals at the bottom of the Table. There were an estimated 6,852 sexual assaults in 1991, a 7.6 percent increase over the 1990 estimated total of 6,366.

TABLE 7
SEXUAL ASSAULTS BY COUNTY AND MUNICIPALITY - 1991

	1990 Total	Forcible Rape	Forcible Sodomy	Assault w/ Obj	Forcible Fondling	Incest	Statutory Rape	1991 Total
ADAMS CO SO	9	2	1	1	4	0	1	9
ADAMS PD (EST)	1	2	0	0	3	0	0	8
ROME TOWN PD	3	0	0	0	0	0	0	0
ADAMS TOTAL (EST)	13	4	1	1	7	0	1	17
ASHLAND CO SO	6	2	0	0	1	0	2	5
ASHLAND PD	3	0	1	0	3	0	3	7
ASHLAND TOTAL	9	2	1	0	4	0	5	12
BARRON CO SO	41	4	1	0	38	4	6	53
RICE LAKE PD	6	4	0	0	0	0	0	4
BARRON PD (EST)	0	1	0	0	0	0	0	2
BARRON TOTAL (EST)	47	9	1	0	38	4	6	59
BAYFIELD CO SO	16	2	1	0	4	1	8	16
WASHBURN PD	2	0	0	0	1	0	1	2
BAYFIELD TOTAL	18	2	1	0	5	1	9	18
BROWN CO SO	18	5	2	0	20	1	4	32
DEPERE PD	7	4	2	1	22	0	0	29
GREEN BAY PD	96	28	14	2	91	0	12	147
PULASKI PD	2	0	0	0	0	0	0	0
ASHWAUBENON PD	12	2	0	0	0	0	0	2
BROWN TOTAL	135	39	18	3	133	1	16	210
BURNETT CO SO	6	1	1	0	8	0	0	10
BURNETT TOTAL	6	1	1	0	8	0	0	10
CALUMET CO SO	14	4	0	0	3	1	3	11
CHILTON PD	3	0	0	0	0	0	0	0
NEW HOLSTEIN PD	1	0	0	0	4	0	0	4
BRILLION PD	3	1	0	0	0	0	0	1
CALUMET TOTAL	21	5	0	0	7	1	3	16
CHIPPEWA CO SO	20	3	0	4	5	1	12	25
CHIPPEWA FALLS PD	29	4	2	0	22	0	15	43
BLOOMER PD (EST)	1	0	0	0	0	0	0	1
STANLEY PD	11	0	0	0	0	0	0	0
HALLIE PD	3	4	0	0	5	0	4	13
CHIPPEWA TOTAL (EST)	64	11	2	4	32	1	31	82
CLARK CO SO	64	17	0	0	24	0	22	63
NEILLSVILLE PD	4	0	0	0	1	0	0	1
CLARK TOTAL	68	17	0	0	25	0	22	64

	1990 Total	Forcible Rape	Forcible Sodomy	Assault w/ Obj	Forcible Fondling	Incest	Statutory Rape	1991 Total
COLUMBIA CO SO	36	4	2	2	27	1	4	40
PORTAGE PD	5	2	0	1	2	0	5	10
WISCONSIN DELLS PD	1	2	0	0	1	0	5	8
COLUMBUS PD	0	0	0	0	1	0	1	2
LODI PD	0	1	0	0	0	0	0	1
COLUMBIA TOTAL	42	9	2	3	31	1	15	61
CRAWFORD CO SO	7	0	0	0	0	0	1	1
PRAIRIE DU CHIEN PD	10	2	0	0	2	0	0	4
CRAWFORD TOTAL	17	2	0	0	2	0	1	5
DANE CO SO	69	14	1	1	18	2	8	44
MADISON PD	375	114	5	0	234	0	17	370
MIDDLETON PD	11	3	0	0	0	0	3	6
MONONA PD	10	2	0	0	0	0	0	2
MOUNT HOREB PD (EST)	0	1	1	0	1	0	0	5
STOUGHTON PD	10	1	0	0	4	0	2	7
SUN PRAIRIE PD	31	7	0	0	19	0	1	27
UW-MADISON	6	5	0	0	2	0	0	7
MADISON TOWN PD	27	10	1	2	16	0	3	32
CROSS PLAINS PD	2	0	0	0	1	0	0	1
DEFOREST PD	2	0	0	0	0	0	0	0
FITCHBURG PD	3	6	0	0	1	0	0	7
OREGON PD	0	1	0	0	1	0	2	4
SHOREWOOD HILLS PD	1	0	0	0	0	0	0	0
VERONA PD	1	0	0	0	0	0	0	0
WAUNAKEE PD	2	0	0	0	1	0	0	1
DANE TOTAL (EST)	550	164	8	3	298	2	36	513
DODGE CO SO	14	1	1	0	10	2	1	15
BEAVER DAM PD	14	1	0	1	17	1	4	24
HORICON PD	1	0	0	0	1	0	0	1
JUNEAU PD (EST)	0	0	0	0	0	0	1	2
MAYVILLE PD	3	1	0	0	2	0	0	3
WAUPUN PD	11	1	0	0	3	0	0	4
DODGE TOTAL (EST)	43	4	1	1	33	3	6	49
DOOR CO SO	26	0	0	0	13	2	4	19
STURGEON BAY PD	13	3	1	0	10	0	10	24
DOOR TOTALS	39	3	1	0	23	2	14	43
DOUGLAS CO SO	24	6	1	1	16	4	6	34
SUPERIOR PD	83	17	9	4	55	0	19	104
DOUGLAS TOTAL	107	23	10	5	71	4	25	138

	1990 Total	Forcible Rape	Forcible Sodomy	Assault w/Obj	Forcible Fondling	Incest	Statutory Rape	1991 Total
DUNN CO SO	3	1	0	0	1	0	2	4
MENOMONIE PD	29	2	2	0	12	0	1	17
DUNN TOTALS	32	3	2	0	13	0	3	21
EAU CLAIRE CO SO	28	3	0	0	19	4	17	43
EAU CLAIRE PD	97	4	2	3	100	1	19	129
ALTOONA PD	6	2	0	0	23	0	2	27
UW-EAU CLAIRE	0	2	1	0	1	0	0	4
EAU CLAIRE TOTAL	131	11	3	3	143	5	38	203
FLORENCE CO SO	8	0	0	0	3	0	0	3
FLORENCE TOTAL	8	0	0	0	3	0	0	3
FOND DU LAC CO SO	28	5	0	0	23	1	4	33
FOND DU LAC PD	45	12	2	7	34	0	8	63
RIPON PD	0	0	0	0	1	0	0	1
NORTH FOND DU LAC PD	3	0	0	0	2	0	0	2
FOND DU LAC TOTAL	76	17	2	7	60	1	12	99
FOREST CO SO	17	5	1	0	4	0	3	13
CRANDON PD	1	0	0	0	2	1	0	3
FOREST TOTAL	18	5	1	0	6	1	3	16
GRANT CO SO	17	0	1	1	6	1	5	14
LANCASTER PD	8	0	0	0	1	0	0	1
PLATTEVILLE PD	13	1	0	0	1	0	3	5
CUBA CITY PD	3	0	0	0	2	0	1	3
UW-PLATTEVILLE	2	2	0	0	1	0	0	3
GRANT TOTAL	43	3	1	1	11	1	9	26
GREEN CO SO	19	1	1	0	5	3	7	17
MONROE PD	18	5	1	0	6	0	3	15
BRODHEAD PD	1	2	1	0	15	0	4	22
NEW GLARUS PD	2	0	0	0	5	0	0	5
GREEN TOTAL	40	8	3	0	31	3	14	59
GREEN LAKE CO SO	19	1	0	0	9	1	0	11
BERLIN PD	4	1	1	0	4	0	1	7
GREEN LAKE TOTAL	23	2	1	0	13	1	1	18
IOWA CO SO	14	3	1	1	2	0	0	7
DODGEVILLE PD	6	1	0	0	3	0	0	4
IOWA TOTAL	20	4	1	1	5	0	0	11
IRON CO SO	1	1	1	0	3	0	0	5
IRON TOTAL	1	1	1	0	3	0	0	5
JACKSON CO SO	21	6	2	0	9	0	9	26
BLACK RIVER FALLS PD	2	3	0	0	0	0	3	6
JACKSON TOTAL	23	9	2	0	9	0	12	32

	1990 Total	Forcible Rape	Forcible Sodomy	Assault w/Obj	Forcible Fondling	Incest	Statutory Rape	1991 Total
JEFFERSON CO SO	34	4	0	0	19	0	0	23
FORT ATKINSON PD	13	2	2	0	6	0	1	11
JEFFERSON PD	1	0	0	0	0	0	0	0
WATERTOWN PD	40	4	0	2	8	0	1	15
LAKE MILLS PD	3	1	0	0	1	0	0	2
PALMYRA PD	3	0	0	0	3	0	0	3
WATERLOO PD	2	1	0	0	1	0	0	2
JEFFERSON TOTAL	96	12	2	2	38	0	2	56
JUNEAU CO SO	10	2	1	0	8	0	4	15
ELROY PD	2	0	0	0	1	0	0	1
MAUSTON PD	0	1	0	0	2	0	0	3
JUNEAU TOTALS	12	3	1	0	11	0	4	19
KENOSHA CO SO	37	10	3	1	24	1	1	40
KENOSHA PD	159	49	11	10	90	2	18	180
TWIN LAKES PD	0	0	1	0	0	0	0	1
UW-PARKSIDE	1	0	0	0	1	0	0	1
KENOSHA TOTAL	197	59	15	11	115	3	19	222
KEWAUNEE CO SO	8	2	0	0	13	0	2	17
ALGOMA PD	0	0	11	0	28	0	0	39
KEWAUNEE PD	1	0	0	0	0	0	0	0
KEWAUNEE TOTAL	9	2	11	0	41	0	2	56
LA CROSSE CO SO	30	13	6	1	19	3	8	50
LA CROSSE PD	96	24	2	7	62	4	11	110
ONALASKA PD	8	2	0	0	0	0	0	2
WEST SALEM PD	1	0	1	0	1	0	0	2
HOLMEN PD	7	6	3	0	1	0	0	10
UW-LA CROSSE	2	0	0	0	0	0	0	0
LA CROSSE TOTAL	144	45	12	8	83	7	19	174
LAFAYETTE CO SO	1	0	0	0	0	0	0	0
LAFAYETTE TOTAL	1	0	0	0	0	0	0	0
LANGLADE CO SO	0	1	1	0	0	0	0	2
ANTIGO PD	13	0	0	3	5	0	13	21
LANGLADE TOTAL	13	1	1	3	5	0	13	23
MERRILL PD	0	0	1	0	2	0	0	3
TOMAHAWK PD	0	0	0	0	1	0	0	1
LINCOLN TOTAL	0	0	1	0	3	0	0	4
MANITOWOC CO SO	23	3	1	1	14	3	5	27
MANITOWOC PD	56	7	1	0	29	0	4	41
TWO RIVERS PD	22	2	0	1	6	0	5	14
KIEL PD	1	0	0	0	0	0	0	0
MANITOWOC TOTAL	102	12	2	2	49	3	14	82

	1990 Total	Forcible Rape	Forcible Sodomy	Assault w/Obj	Forcible Fondling	Incest	Statutory Rape	1991 Total
MARATHON CO SO	27	13	7	7	26	1	12	66
ROTHSCHILD PD	3	1	0	0	3	0	1	5
SCHOFIELD PD	2	1	5	0	0	0	4	10
WAUSAU PD	73	11	3	1	29	0	10	54
WESTON PD	15	0	0	0	8	0	1	9
MOSINEE PD	6	1	1	0	1	0	1	4
MARATHON TOTAL	127	27	16	8	67	1	29	148
MARINETTE CO SO	23	4	1	1	14	0	4	24
MARINETTE PD	0	1	0	0	6	0	0	7
PESHTIGO PD	0	0	0	0	1	0	1	2
MARINETTE TOTAL	23	5	1	1	21	0	5	33
MARQUETTE CO SO	11	2	2	0	1	0	3	8
MARQUETTE TOTAL	11	2	2	0	1	0	3	8
MENOMINEE CO SO	0	0	0	0	0	0	0	0
MENOMINEE TRIBAL PD	5	3	0	0	2	0	0	5
MENOMINEE TOTAL	5	3	0	0	2	0	0	5
MILWAUKEE CO SO	21	2	1	1	11	0	0	15
BAYSIDE PD	0	0	0	0	0	0	0	0
BROWN DEER PD	21	0	0	0	2	0	0	2
CUDAHY PD	4	8	4	3	23	0	5	43
FOX POINT PD	24	0	0	0	0	0	0	0
FRANKLIN PD	3	5	0	0	9	0	1	15
GLENDALE PD	4	3	0	0	5	0	0	8
GREENDALE PD	15	2	2	0	8	0	2	14
GREENFIELD PD	6	2	3	0	5	0	1	11
HALES CORNERS PD	7	0	0	0	1	0	1	2
OAK CREEK PD	17	5	1	0	8	1	4	19
RIVER HILLS PD	0	0	0	0	0	0	1	1
ST. FRANCIS PD	7	3	0	0	2	0	0	5
SHOREWOOD PD	10	0	0	0	2	0	0	2
SOUTH MILWAUKEE PD	17	6	1	2	16	0	1	26
WAUWATOSA PD	12	11	0	0	6	0	0	17
WEST ALLIS PD	69	11	2	0	54	0	2	69
WEST MILWAUKEE PD	7	3	0	0	4	0	0	7
WHITEFISH BAY PD	0	0	0	0	1	0	0	1
UW-MILWAUKEE	3	1	0	0	0	0	1	2
WIS. STATE FAIR PARK	1	1	0	1	0	0	0	2
MILWAUKEE PD	1484	505	12	6	823	0	80	1426
MILWAUKEE TOTAL	1711	568	26	13	980	1	99	1687
MONROE CO SO	10	3	0	0	7	2	4	16
SPARTA PD	10	3	0	0	0	1	16	20
TOMAH PD	8	2	2	0	0	0	1	5
MONROE TOTAL	28	8	2	0	7	3	21	41

	1990 Total	Forcible Rape	Forcible Sodomy	Assault w/ Obj	Forcible Fondling	Incest	Statutory Rape	1991 Total
OCONTO PD	1	2	0	0	0	0	0	2
OCONTO TOTAL	1	2	0	0	0	0	0	2
ONEIDA CO SO	34	2	0	1	13	3	10	29
MINOCQUA PD	2	1	0	1	1	0	0	3
RHINELANDER PD	13	0	1	1	3	0	2	7
ONEIDA TOTAL	49	3	1	3	17	3	12	39
OUTAGAMIE CO SO	24	7	1	0	20	6	9	43
APPLETON PD	133	9	9	4	73	2	25	122
KAUKAUNA PD	10	2	0	0	10	1	6	19
KIMBERLY PD	0	1	0	0	0	0	0	1
LITTLE CHUTE PD	1	0	0	0	0	0	0	0
COMBINED LOCKS PD	1	0	0	0	1	0	1	2
OUTAGAMIE TOTAL	169	19	10	4	104	9	41	187
OZAUKEE CO SO	20	0	0	0	6	1	9	16
MEQUON PD	12	0	1	0	5	0	1	7
PORT WASHINGTON PD	8	0	0	0	6	0	0	6
CEDARBURG PD	5	0	0	0	0	0	1	1
GRAFTON PD	4	1	0	0	0	0	0	1
THIENSVILLE PD	4	0	0	1	2	0	1	4
SAUKVILLE PD	1	4	1	0	0	0	2	7
OZAUKEE TOTAL	54	5	2	1	19	1	14	42
DURAND PD	4	0	0	0	0	0	0	0
PEPIN TOTAL	4	0	0	0	0	0	0	0
PIERCE CO SO	41	1	0	1	13	2	9	26
RIVER FALLS PD	6	3	1	0	5	0	1	10
PRESCOTT PD	0	1	0	0	0	0	0	1
PIERCE TOTAL	47	5	1	1	18	2	10	37
POLK CO SO	45	6	7	0	30	1	4	48
POLK TOTAL	45	6	7	0	30	1	4	48
PORTAGE CO SO	19	5	3	0	17	0	0	25
STEVENS POINT PD	23	11	1	0	18	0	4	34
PLOVER PD	6	1	1	0	13	0	0	15
PORTAGE TOTAL	48	17	5	0	48	0	4	74
PRICE CO SO	13	4	1	0	6	0	2	13
PARK FALLS PD	4	0	0	0	0	0	0	0
PHILLIPS PD	4	1	0	0	2	0	0	3
PRICE TOTAL	21	5	1	0	8	0	2	16

	1990 Total	Forcible Rape	Forcible Sodomy	Assault w/ Obj	Forcible Fondling	Incest	Statutory Rape	1991 Total
RACINE CO SO	52	1	2	1	27	1	14	46
BURLINGTON PD	23	2	4	1	8	4	8	27
RACINE PD	268	36	44	1	132	3	37	253
CALEDONIA PD	17	1	0	1	11	0	5	18
BURLINGTON TOWN PD	1	0	0	0	1	0	4	5
MT. PLEASANT PD	19	4	1	1	10	1	2	19
STURTEVANT PD	3	1	1	0	1	0	1	4
RACINE TOTAL	383	45	52	5	190	9	71	372
RICHLAND CO SO	13	2	1	0	6	1	4	14
RICHLAND CENTER PD	4	0	0	0	9	0	1	10
RICHLAND TOTAL	17	2	1	0	15	1	5	24
ROCK CO SO	25	8	1	0	18	1	11	39
BELOIT PD	129	34	6	4	140	0	15	199
JANESVILLE PD	189	27	6	6	104	1	10	154
EDGERTON PD	2	1	0	0	0	0	0	1
EVANSVILLE PD	0	0	0	0	1	0	0	1
MILTON PD	2	0	0	0	1	0	0	1
ORFORDVILLE PD	0	0	0	0	5	0	2	7
BELOIT TOWN PD	13	2	0	0	19	1	2	24
TURTLE TOWN PD	0	1	0	0	0	0	0	1
ROCK TOTAL	360	73	13	10	288	3	40	427
RUSK CO SO	11	3	0	0	2	1	0	6
LADYSMITH PD	1	2	0	0	2	0	0	4
RUSK TOTAL	12	5	0	0	4	1	0	10
SAUK CO SO	1	0	0	0	0	0	0	0
REEDSBURG PD	2	1	0	0	3	1	4	9
BARABOO PD	17	4	0	0	13	0	2	19
SAUK-PRAIRIE PD	2	0	0	0	0	1	0	1
LAKE DELTON PD	1	0	0	0	0	1	3	4
SAUK TOTAL	23	5	0	0	16	3	9	33
SAWYER CO SO	9	2	0	0	4	0	0	6
HAYWARD PD	5	1	0	0	1	0	1	3
SAWYER TOTAL	14	3	0	0	5	0	1	9
SHAWANO CO SO	63	2	2	2	25	1	14	46
SHAWANO PD	5	1	0	0	5	0	2	8
SHAWANO TOTAL	68	3	2	2	30	1	16	54

	1990 Total	Forcible Rape	Forcible Sodomy	Assault w/ Obj	Forcible Fondling	Incest	Statutory Rape	1991 Total
SHEBOYGAN CO SO	9	4	0	0	0	0	0	4
PLYMOUTH PD	11	0	0	0	3	3	3	9
SHEBOYGAN PD	117	13	14	4	59	0	22	112
SHEBOYGAN FALLS PD	2	1	0	0	0	0	0	1
SHEBOYGAN TOTALS	139	18	14	4	62	3	25	126
ST. CROIX CO SO	8	3	2	0	5	0	3	13
HUDSON PD	3	0	0	0	0	0	0	0
NEW RICHMOND PD	5	0	0	0	0	0	0	0
SOMERSET PD	2	1	1	0	0	0	0	2
ST. CROIX TOTAL	18	4	3	0	5	0	3	15
TAYLOR CO SO	11	2	0	0	1	0	0	3
MEDFORD PD	1	0	0	0	1	0	0	1
TAYLOR TOTAL	12	2	0	0	2	0	0	4
TREMPEALEAU CO SO	10	0	1	0	9	3	0	13
TREMPEALEAU TOTAL	10	0	1	0	9	3	0	13
VERNON CO SO	16	1	0	0	7	0	2	10
VIROQUA PD	10	1	0	0	2	0	1	4
VERNON TOTAL	26	2	0	0	9	0	3	14
VILAS CO SO	25	3	2	0	5	0	3	13
VILAS TOTAL	25	3	2	0	5	0	3	13
WALWORTH CO SO	26	9	4	1	11	2	3	30
DELAVAN PD	19	2	0	0	8	0	11	21
ELKHORN PD	7	2	0	0	4	0	5	11
WHITEWATER PD	2	3	0	0	7	0	7	17
EAST TROY TOWN PD	3	1	0	0	0	0	1	2
EAST TROY PD	0	0	0	0	3	0	0	3
WILLIAMS BAY PD	1	1	0	0	0	0	0	1
UW-WHITEWATER	2	3	1	0	2	0	0	6
WALWORTH TOTAL	60	21	5	1	35	2	27	91
WASHBURN CO SO	3	0	0	0	1	0	1	2
WASHBURN TOTAL	3	0	0	0	1	0	1	2
WASHINGTON CO SO	25	3	0	4	8	6	10	31
GERMANTOWN PD	4	0	0	0	2	0	0	2
KEWASKUM PD	7	0	0	0	3	0	2	5
WEST BEND PD	24	4	2	0	15	0	4	25
SLINGER PD	0	0	0	0	1	0	0	1
JACKSON PD	0	1	0	0	0	0	0	1
WASHINGTON TOTAL	60	8	2	4	29	6	16	65

	1990 Total	Forcible Rape	Forcible Sodomy	Assault w/ Obj	Forcible Fondling	Incest	Statutory Rape	1991 Total
WAUKESHA CO SO	47	15	3	0	38	3	9	68
BROOKFIELD PD	8	1	0	0	0	0	0	1
ELM GROVE PD	2	0	0	0	1	1	0	2
MENOMONEE FALLS PD	6	0	0	0	7	0	3	10
NEW BERLIN PD	24	0	1	0	9	1	2	13
WAUKESHA PD	179	20	10	2	61	2	71	166
MUSKEGO PD	13	1	0	0	3	0	5	9
DELAFIELD PD	3	0	0	0	0	0	0	0
OCONOMOWOC PD	16	4	0	1	7	0	3	15
HARTLAND PD	5	0	0	0	2	2	0	4
MUKWONAGO PD	6	0	0	0	4	0	3	7
PEWAUKEE PD	3	0	1	0	3	1	2	7
SUMMIT PD	2	0	1	0	2	0	0	3
OCONOMOWOC TN PD	3	1	1	0	2	0	0	4
WAUKESHA TOTAL	317	42	17	3	139	10	98	309
WAUPACA CO SO	1	8	2	0	8	1	3	22
CLINTONVILLE PD	2	1	0	1	1	0	0	3
NEW LONDON PD	5	2	0	1	2	0	1	6
WAUPACA PD	11	0	0	0	0	0	1	1
WAUPACA TOTAL	19	11	2	2	11	1	5	32
WAUSHARA CO SO	11	6	0	1	11	3	1	22
WAUSHARA TOTAL	11	6	0	1	11	3	1	22
WINNEBAGO CO SO	26	10	3	0	37	2	5	57
MENASHA PD	29	3	2	2	13	1	4	25
NEENAH PD	32	4	0	0	11	0	10	25
OSHKOSH PD	73	17	7	1	55	1	12	93
MENASHA TOWN PD	7	3	1	0	3	0	1	8
UW-OSHKOSH	8	2	0	0	2	0	0	4
WINNEBAGO TOTAL	175	39	13	3	121	4	32	212
WOOD CO SO	45	11	3	0	35	0	10	59
MARSHFIELD PD	41	5	2	4	10	2	13	36
WISCONSIN RAPIDS PD	17	4	0	1	7	0	3	15
WOOD TOTAL	103	20	5	5	52	2	26	110
		-----Missing Offense Category-----						102
STATE TOTAL (EST)	6,366	1,479	315	129	3,720	118	981	6,852

Appendix

Appendix A

940.225 SEXUAL ASSAULT

(1) *First Degree Sexual Assault.* Whoever does any of the following is guilty of a Class B felony:

- (a) Has sexual contact or sexual intercourse with another person without consent of that person and causes pregnancy or great bodily harm to that person.
- (b) Has sexual contact or sexual intercourse with another person without consent of that person by use or threat of use of a dangerous weapon or any article used or fashioned in a manner to lead the victim reasonably to believe it to be a dangerous weapon.
- (c) Is aided or abetted by one or more other persons and has sexual contact or sexual intercourse with another person without consent of that person by use or threat of force or violence.

(2) *Second Degree Sexual Assault.* Whoever does any of the following is guilty of a Class C felony:

- (a) Has sexual contact or sexual intercourse with another person without consent of that person by use or threat of force or violence.
- (b) Has sexual contact or sexual intercourse with another person without consent of that person and causes injury, illness, disease or impairment of a sexual or reproductive organ, or mental anguish requiring psychiatric care for the victim.
- (c) Has sexual contact or sexual intercourse with a person who suffers from a mental illness or deficiency which renders that person temporarily or permanently incapable or appraising the person's conduct, and the defendant knows of such condition.
- (d) Has sexual contact or sexual intercourse with a person who the defendant knows is unconscious.
- (f) Is aided or abetted by one or more other persons and has sexual contact or sexual intercourse with another person without the consent of that person.

(3) *Third Degree Sexual Assault.* Whoever has sexual intercourse with a person without the consent of that person is guilty of a Class D felony.

(3m) *Fourth Degree Sexual Assault.* Whoever has sexual contact with a person without the consent of that person is guilty of a Class A misdemeanor.

(4) *Consent.* "Consent," as used in this section, means words or overt actions by a person who is competent to give informed consent indicating a freely given agreement to have sexual intercourse or sexual contact. Consent is not an issue in alleged violations of sub (1)(d) and (2)(c), (d), and (e). The following persons are presumed incapable of consent but the presumption may be rebutted by competent evidence, subject to the provisions of s. 972.11(2).

- (b) A person suffering from a mental illness or defect which impairs capacity to appraise personal conduct.
- (c) A person who is unconscious or for any other reason is physically unable to communicate unwillingness to an act.

(5) *Definitions.* In this section:

(a) "Sexual contact" means any intentional touching by the complainant or defendant, either directly or through clothing by the use of any body part or object, of the complainant's or defendant's intimate parts if that intentional touching is either for the purpose of sexually degrading; or for the purpose of sexual humiliating the complainant or sexually arousing or gratifying the defendant or if the touching contains the elements of actual or attempted battery under s. 940.10(1).

(b) "Sexual intercourse" includes the meaning assigned under s.939.22(36) as well a cunnilingus, fellatio or anal intercourse between persons or any other intrusion, however slight, of any part of a person's body or of any object into the genital or any opening either by the defendant or upon the defendant's instruction. The emission of semen is not required.

(6) *Marriage Not a Bar to Prosecution.* A defendant shall not be presumed to be incapable of violating this section because of marriage to the complainant.

948.02 SEXUAL ASSAULT OF A CHILD

(1) *First Degree Sexual Assault.* Whoever has sexual contact or sexual intercourse with a person who has not attained the age of 13 years is guilty of a Class B felony.

(2) *Second Degree Sexual Assault.* Whoever has sexual contact or sexual intercourse with a person who has not attained the age of 16 years is guilty of a Class C felony.

SEXUAL ASSAULT FORM - CODING INSTRUCTIONS

1. **Incident Number:** Your agency incident number for this offense.
2. **Attempted/Completed:** Offense was: A - Attempted C - Completed O - Completed/Ongoing Offense
3. **Offense Code:**

<u>Sex Offenses, Forcible:</u>	<u>Sex Offenses, Nonforcible:</u>
1 - Forcible Rape	6 - Statutory Rape
2 - Forcible Sodomy	
3 - Sexual Assault with an Object	
4 - Forcible Fondling	
4. **Return A Line Number:** Indicate the line number on Return A where this sexual assault was reported for UCR purposes (Usually 2a - 2b or 4a - 4e). If the offense is not appropriate for Return A, indicate NA.
5. **Date of Assault:** Use six digits (MMDDYY). If assault is part of a series (e.g. an intra-family situation that has been going on for some time), record the date of the first assault.
6. **Time of Assault:** Use 24-hour clock (e.g. 1530). Approximate if necessary.
7. **Date of Report:** Use six digits (MMDDYY). Give date assault was reported to law enforcement.
8. **Degree of Assault:** 1 - 4 (Wis. Statutes 940.225 and (1 - 2) 948.02)
9. **Age:** In cases of ongoing assault situations, the age of the victim and the offender at the time of the first assault should be recorded)

NN - Under 24 hours	BB - 7- 364 days old	99 - Over 98 years old
NB - 1- 6 days old	01 to 98 - Years old (exact age in years)	00 - Unknown
10. **Sex:** M (Male), F (Female), or U (Unknown)
11. **Race:** W - White, B - Black, A - Asian or Pacific Islander, I - American Indian/Alaskan Native, U - Unknown
12. **Offender Outcome:**

N - No Offender Arrested for this Offense	
1 - This Offender Arrested	
2 - Other Offender (but not this one) Arrested	
<u>Case Cleared Exceptionally by:</u>	
3 - Death of Offender	6 - Victim Refused to Cooperate/Prosecute
4 - Prosecution Declined	7 - Juvenile / No Custody
5 - Extradition Denied	
13. **Law Enforcement Disposition of Arrested Offenders:**

1 - Handled within Department and released	5 - Referred to other police agency
2 - Referred to counseling or social service agency	6 - Other
3 - Referred to juvenile court	7 - Disposition information not available
4 - Referred to criminal court/prosecution	
14. **Relationship:**

<u>Within Family:</u>	<u>Outside Family But Known To Victim:</u>
1 - Victim Was Spouse	14 - Victim Was Co-habitant (i.e., Live-in Lover)
2 - Victim Was Common-Law Spouse	15 - Victim Was Roommate (i.e., Dormmate, etc.)
3 - Victim Was Parent	16 - Victim Was Acquaintance
4 - Victim Was Sibling	17 - Victim Was Friend
5 - Victim Was Child	18 - Victim Was Neighbor
6 - Victim Was Grandparent	19 - Victim Was Babysitter (the baby)
7 - Victim Was Grandchild	20 - Victim Was Babysitter
8 - Victim Was In-Law	21 - Victim Was Boyfriend/Girlfriend
9 - Victim Was Stepparent	31 - Victim Was Ex-Boyfriend/Girlfriend
10 - Victim Was Stepchild	22 - Victim Was Child of Boyfriend or Girlfriend
11 - Victim Was Stepsibling	23 - Homosexual Relationship
12 - Victim Was Other Family	24 - Victim Was Ex-Spouse
13 - Other Domestic Violence Victim	25 - Victim Was Professional Care Provider
	26 - Victim Was Professional Care Receiver
	27 - Victim Was Employee
<u>Not Known by Victim:</u>	28 - Victim Was Employer
98 - Relationship Unknown	29 - Other Business Relationship
99 - Victim Was Stranger	30 - Victim Was Otherwise Known
15. **Weapon:**

11 - Firearm (type not specified)	20 - Knife/Cutting Instrument (ax, ice pick, screwdriver)	65 - Fire/Incendiary Device
12 - Handgun	30 - Blunt Object (club, hammer, etc.)	70 - Drugs/Narcotics/Pills
13 - Rifle	40 - Personal Weapons (hands, feet, teeth)	90 - Other
14 - Shotgun	50 - Poison (includes gas)	95 - Unknown
15 - Other Firearm		99 - None
16. **Victim Injuries:**

1 - None	4 - Severe Laceration	7 - Loss of Teeth
2 - Apparent Broken Bones	5 - Apparent Minor Injury	8 - Unconsciousness (due to injury)
3 - Possible Internal Injury	6 - Other Major Injury	
17. **Location:**

03 - Bar/Night Club	92 - Offender's Vehicle
04 - Church/Synagogue/Temple (other religious bldgs.)	93 - Other Vehicle
09 - Drug Store/Dr.'s Office/Hospital (medical supply bldg.)	94 - Victim Temporary Lodgings (includes hotel/motel)
10 - Field/Woods	95 - Offender Temporary Lodgings (includes hotel/motel)
13 - Highway/Road/Alley (street)	96 - Other Temporary Lodgings (hotel/motel)
15 - Jail/Prison	97 - Victim Residence (apt, condo, nursing home)
18 - Parking Lot/Garage	98 - Offender Residence (apt, condo, nursing home)
22 - School/College/University	99 - Other Residence (apt, condo, nursing home)
90 - Park	25 - Other/Unknown
91 - Victim's Vehicle	
18. **Unfounded:** Check if offense reported to you and later unfounded. If the offense was reported in a previous month, provide the month reported (in comment section), incident number, date, and time of assault.

**Wisconsin Office of Justice Assistance
Statistical Analysis Center**

222 State Street, Second Floor
Madison, Wisconsin 53702

BULK RATE
U.S. POSTAGE PAID
MADISON, WI
PERMIT NUMBER 1369

ALICE LIU
NATIONAL INSTITUTE OF JUSTICE
NOJRS
1500 RESEARCH BLVD
ROCKVILLE MD 20850 3172