


OFFICE OF THE INSPECTOR GENERAL

2601 Blairstone Road • Tallahassee, Florida 32399-2500 • Phone: 904/488-9265

Lawton Chiles
Governor

Harry K. Singletary, Jr.
Secretary

140594



FLORIDA
DEPARTMENT OF CORRECTIONS

140594

**FLORIDA DEPARTMENT OF CORRECTIONS
OFFICE OF THE INSPECTOR GENERAL
BUREAU OF JAIL ASSISTANCE**

**COUNTY DETENTION FACILITIES
DAILY INMATE POPULATION DATA**

**MONTHLY REPORT
NOVEMBER - 1992**

140594

**U.S. Department of Justice
National Institute of Justice**

This document has been reproduced exactly as received from the person or organization originating it. Points of view or opinions stated in this document are those of the authors and do not necessarily represent the official position or policies of the National Institute of Justice.

Permission to reproduce this copyrighted material has been granted by
Florida Department of Corrections

to the National Criminal Justice Reference Service (NCJRS).

Further reproduction outside of the NCJRS system requires permission of the copyright owner.

TABLE OF CONTENTS

COUNTY DETENTION FACILITIES:
PROFILE DATA SUMMARY
NOVEMBER - 1992

	Page
Average Daily Population.....	1
Incarceration Rates.....	1
Overcrowding: Capacity vs. Population.....	2
Pretrial Population Levels.....	2

LIST OF TABLES

Table 1	Categorical Daily Averages.....	3
Table 2	Average Daily Populations and Incarceration Rates Per 1,000 County Population.....	4-5
Table 3	Inmate Capacity Report.....	6-8
Table 4	Pretrial Capacity Report.....	9-11

LIST OF FIGURES

Figures 1 & 1a	Incarceration Rates Per 1,000 County Population.....	12-14
Figures 2 & 2a	Percent ADP Over DC Rated Capacity..	15-17
Figures 3 & 3a	County Pretrial Percentages.....	18-20

COUNTY DETENTION FACILITIES:
PROFILE DATA SUMMARY
NOVEMBER - 1992

Average Daily Population

On the average, there were 34,316 inmates in Florida's county detention facilities during the month of September 1992. This figure represents a 1.4 percent decrease in the inmate population from that reported for October 1992. The statewide average daily population (ADP) totals for November, 1992 include 30,004 adult males (87.4%), 3,459 adult females (10.1%), and 835 juvenile offenders (2.5%). The overall distribution of male and female inmates has remained fairly constant in county detention facilities for the past five years. The following provides an analysis of the inmate population for November, 1992:

- * 71.1% of the total inmate population were incarcerated for felony offenses, while 21.5% were detained for misdemeanor crimes. All others confined included 7.4% .
- * Offenders held for trial represented 55.0% of the inmate population and 27.2 percent were sentenced on either felony or misdemeanor crimes.
- * Inmates detained for violation of probation represented 7.7% of the inmate population
- * The remaining 9.2% were various groups as listed in Table 1.

Incarceration Rates

In November of 1992, the statewide county detention incarceration rate was 2.5 per 1,000 county residents based

on the population estimate for 1990-92. Incarceration rates range from a low of 0.9 in Holmes County to a high of 7.3 per 1,000 population in Hamilton County. Hamilton, Taylor, and Wakulla Counties' high incarceration rate is the direct result of holding a large proportion of their inmate population for the U.S. Marshals Service. Other counties may also be experiencing high incarceration rates due to the contracting of bed space.

Overcrowding: Capacity Versus Population

In November 1992, 19.40 percent (13) of the 67 counties in the State of Florida had average daily inmate populations which exceeded their Department of Corrections (DC) rated capacity between 1 and 25 percent, 1.49 percent (1) had an inmate daily average that was between 26 and 50 percent and the remaining fifty-three (79.11%) Florida's counties were at or below capacity.

Pretrial Population Levels

During the month of November 1992, 18,618 of the inmates housed in county detention facilities were classified as awaiting trial. Of these 18,618 offenders, 83.1% were awaiting trial for felony offenses while 16.9% were detained for misdemeanor violations.

TABLE 1

COUNTY DETENTION FACILITIES
 CATEGORICAL DAILY AVERAGES
 NOVEMBER - 1992

	<u>ADULT MALES</u>		<u>ADULT FEMALES</u>	
	<u>NUMBER</u>	<u>PERCENT</u>	<u>NUMBER</u>	<u>PERCENT</u>
<u>FELONIES:</u>				
Sentenced (365 Days or More).....	1,542	5.1	149	4.3
Sentenced (364 Days or Less).....	3,489	11.6	482	13.9
Awaiting Trial.....	14,111	47.0	1,322	38.2
Awaiting Sentencing.....	401	1.4	29	0.8
Probation Violators (Technical).....	1,803	6.0	256	7.4
<u>MISDEMEANORS:</u>				
Sentenced (365 Days or More).....	250	0.8	26	0.8
Sentenced (364 Days or Less).....	2,878	9.6	379	11.0
Awaiting Trial.....	2,644	8.8	483	14.0
Awaiting Sentencing.....	63	0.2	13	0.4
Probation Violators (Technical).....	510	1.7	74	2.1
<u>OTHERS:</u>				
Parole Violators.....	153	0.5	15	0.4
Baker Act (Mental Health).....	7	0.0	0	0.0
Myers Act (Alcoholism).....	23	0.1	5	0.1
State Inmates.....	595	2.0	34	1.0
Undocumented Aliens.....	11	0.0	2	0.1
Other Jurisdictions.....	1,524	5.1	190	5.5
SUBTOTAL:	<u>30,004</u>		<u>3,459</u>	

	<u>JUVENILE MALES</u>		<u>JUVENILE FEMALES</u>	
	<u>NUMBER</u>	<u>PERCENT</u>	<u>NUMBER</u>	<u>PERCENT</u>
<u>FELONIES:</u>				
Sentenced (365 Days or More).....	57	6.8	0	0.0
Sentenced (364 Days or Less).....	38	4.6	0	0.0
Pretrial.....	633	75.8	14	77.8
Awaiting Sentencing.....	85	10.2	0	0.0
<u>MISDEMEANORS:</u>				
Sentenced (365 Days or More).....	1	0.1	0	0.0
Sentenced (364 Days or Less).....	2	0.2	0	0.0
Pretrial.....	17	2.1	3	16.7
Awaiting Sentencing.....	2	0.2	1	5.5
Minors Beyond Staff Control (HRS)...	0	0.0	0	0.0
SUBTOTAL:	<u>835</u>		<u>18</u>	

	<u>NUMBER</u>	<u>PERCENT</u>
Adult Males.....	30,004	87.6
Adult Females.....	3,459	10.1
Juvenile Males.....	835	2.4
Juvenile Females.....	18	0.1
TOTAL:	<u>34,316</u>	

TABLE 2

COUNTY DETENTION FACILITIES
 AVERAGE DAILY POPULATIONS AND
 INCARCERATION RATES PER 1,000
 COUNTY POPULATION
 NOVEMBER - 1992

	COUNTY POPULATION	AVERAGE DAILY POPULATION	INCARCERATION RATE
Alachua.....	187,683	495	2.6
Baker.....	19,183	59	3.1
Bay.....	132,783	466	3.5
Bradford.....	22,972	33	1.4
Brevard.....	422,388	600	1.4
Broward.....	1,314,386	2,851	2.2
Calhoun.....	11,263	15	1.3
Charlotte.....	121,035	164	1.3
Citrus.....	100,679	176	1.7
Clay.....	113,160	120	1.1
Collier.....	167,487	353	2.1
Columbia.....	44,292	150	3.4
Dade.....	2,006,900	5,621	2.8
DeSoto.....	24,883	59	2.4
Dixie.....	11,063	11	1.0
Duval.....	690,550	2,250	3.3
Escambia.....	268,223	1,019	3.8
Flagler.....	32,697	43	1.3
Franklin.....	9,145	29	3.2
Gadsden.....	41,244	118	2.9
Gilchrist.....	10,505	25	2.4
Glades.....	7,865	25	3.2
Gulf.....	11,636	28	2.4
Hamilton.....	11,266	82	7.3
Hardee.....	19,616	81	4.1
Hendry.....	27,179	119	4.4
Hernando.....	111,059	281	2.5
Highlands.....	73,171	162	2.2
Killsborough.....	864,555	2,219	2.6
Holmes.....	15,887	15	0.9
Indian River.....	95,920	239	2.5
Jackson.....	41,727	117	2.8
Jefferson.....	11,375	19	1.7
Lafayette.....	5,855	7	1.2
Lake.....	163,228	443	2.7
Lee.....	358,852	711	2.0
Leon.....	201,698	444	2.2
Levy.....	27,355	89	3.2
Liberty.....	5,677	6	1.1
Madison.....	16,604	22	1.3

	<u>COUNTY</u> <u>POPULATION</u>	<u>AVERAGE</u> <u>DAILY</u> <u>POPULATION</u>	<u>INCARCERATION</u> <u>RATE</u>
Manatee.....	222,711	557	2.5
Marion.....	208,418	727	3.5
Martin.....	107,793	330	3.1
Monroe.....	81,017	309	3.8
Nassau.....	46,327	110	2.4
Okaloosa.....	150,416	359	2.4
Okeechobee.....	31,653	138	4.4
Orange.....	721,538	3,141	4.3
Osceola.....	120,689	296	2.5
Palm Beach.....	915,558	1,720	1.9
Pasco.....	296,949	395	1.3
Pinellas.....	870,102	1,486	1.7
Polk.....	422,440	1,277	3.0
Putnam.....	68,317	171	2.5
St. Johns.....	89,756	194	2.2
St. Lucie.....	162,059	597	3.7
Santa Rosa.....	87,417	134	1.5
Sarasota.....	291,788	453	1.5
Seminole.....	310,229	634	2.0
Sumter.....	33,251	83	2.5
Suwannee.....	27,832	42	1.5
Taylor.....	17,164	119	6.9
Union.....	10,669	11	1.0
Volusia.....	391,439	1,085	2.8
Wakulla.....	14,926	76	5.1
Walton.....	29,119	83	2.9
Washington.....	17,447	26	1.5
ALL COUNTIES.....	13,412,241	34,316	2.5

NOTE: County population figures are projections for FY91-92 by the Florida of Consensus Estimating Conference (April 1991 & 1992), Executive Office of the Governor, Office of Planning and Budgeting, Revenue and Economic Analysis Unit.

TABLE 3

**COUNTY DETENTION FACILITIES
INMATE CAPACITY REPORT
NOVEMBER - 1992**

	<u>RATED CAPACITY</u>	<u>AVERAGE DAILY POPULATION</u>	<u>NUMBER OVER/UNDER CAPACITY</u>	<u>PERCENT OVER/UNDER CAPACITY</u>
Alachua County Detention Center.....	470	469	- 1	- 0.2
Alachua County Work Release.....	30	26	- 4	- 13.3
Baker County Detention Center.....	81	59	- 22	- 27.2
Bay County Jail (CCA).....	204	229	+ 25	+ 12.3
Bay County Jail Annex (CCA).....	257	237	- 20	- 7.8
Bradford County Jail.....	42	33	- 9	- 21.4
Brevard County Detention Center.....	732	600	-132	- 18.3
Broward County Jail	1,521	1,299	-222	- 14.6
Broward County Stockade.....	604	377	-227	- 37.6
Broward County Jail/North.....	1,569	1,175	-394	- 25.1
Calhoun County Jail.....	24	15	- 9	- 37.5
Charlotte County Jail.....	186	164	- 22	- 11.8
Citrus County Detention Facility.....	200	176	- 24	- 12.0
Clay County Jail.....	125	120	- 5	- 4.0
Collier County Jail.....	450	317	-133	- 29.6
Collier County Jail Center.....	172	36	-136	- 79.1
Columbia County Jail.....	159	150	- 9	- 5.7
Dade County Jail (Main).....	1,336	1,595	+259	+ 19.4
Dade County Jail Annex (Female).....	168	338	+170	+101.2
Dade County Stockade.....	978	1,342	+364	+ 37.2
Dade County North Dade Detention.....	160	224	+ 64	+ 40.0
Dade County Central Detention.....	234	262	+ 28	+ 12.0
Dade County West Detention.....	1,002	899	-103	- 10.3
Dade County Turner Guilford Knight Cntr.....	994	961	- 33	- 3.3
DeSoto County Jail.....	106	59	- 47	- 44.3
Dixie County Jail.....	14	11	- 3	- 21.4
Duval County J.I. Montgomery Corr. Center....	814	540	-274	- 33.7
Duval County Corrections Div.	300	183	-117	- 39.0
Duval County Jail/Pre-Trial (Main).....	2,189	1,527	-662	- 30.2
Escambia County Jail (Main).....	808	686	-122	- 15.1
Escambia County Jail Annex.....	330	230	-100	- 30.3
Escambia County Road Prison.....	142	103	- 39	- 27.5
Flagler County Jail.....	134	43	- 91	- 67.9
Franklin County Jail.....	64	29	- 35	- 54.7
Gadsden County Jail.....	154	118	- 36	- 23.4
Gilchrist County Jail.....	34	25	- 9	- 26.5
Glades County Detention Facility.....	32	25	- 7	- 21.9
Gulf County Jail.....	40	28	- 12	- 30.0
Hamilton County Jail.....	102	82	- 20	- 19.7
Hardee County Jail.....	161	81	- 80	- 49.7
Hendry County Jail	110	119	+ 9	+ 8.2

	<u>RATED</u> <u>CAPACITY</u>	<u>AVERAGE</u> <u>DAILY</u> <u>POPULATION</u>	<u>NUMBER</u> <u>OVER/UNDER</u> <u>CAPACITY</u>	<u>PERCENT</u> <u>OVER/UNDER</u> <u>CAPACITY</u>
Hernando County Jail (CCA).....	252	281	+ 29	+ 11.5
Highlands County Jail.....	183	162	- 21	- 11.5
Hillsborough County Jail - West.....	508	708	+200	+ 39.4
Hillsborough County Jail - Central.....	1,714	1,511	-203	- 11.8
Holmes County Jail.....	17	15	- 2	- 11.8
Indian River County Jail.....	413	239	-174	- 42.1
Jackson County Jail.....	150	117	- 33	- 22.0
Jefferson County Jail.....	18	19	+ 1	+ 5.6
Lafayette County Jail.....	16	7	- 9	- 56.3
Lake County Jail.....	576	443	-133	- 23.0
Lee County Jail.....	425	393	- 32	- 7.5
Lee County Stockade - Annex.....	398	318	- 80	- 20.1
Leon County Jail.....	534	444	- 90	- 16.9
Levy County Jail.....	124	89	- 35	- 28.2
Liberty County Jail.....	15	6	- 9	- 60.0
Madison County Jail.....	* 15	22	+ 7	+ 46.8
Manatee County Work Release.....	152	109	- 43	- 28.3
Manatee County Jail.....	180	144	- 36	- 20.0
Manatee County Port Manatee Facility.....	384	304	- 80	- 20.8
Marion County Detention Facility.....	888	727	-161	- 18.1
Martin County Detention Facility.....	456	330	-126	- 27.6
Monroe County Jail.....	172	210	+ 38	+ 22.1
Monroe County Jail/Plantation Key.....	46	47	+ 1	+ 2.1
Monroe County/Marathan.....	59	52	- 7	- 11.9
Nassau County Jail.....	102	110	+ 8	+ 7.8
Okaloosa County Jail.....	354	359	+ 5	+ 1.4
Okeechobee County Jail.....	168	138	- 30	- 17.9
Orange County Jail/MJB Annex.....	216	221	+ 5	+ 2.3
Orange County 33rd Street.....	*1,309	1,463	+ 71	+ 5.1
Orange County/Work Release.....	124	186	+ 62	+ 50.0
Orange County Central Booking.....	127	79	- 48	- 37.8
Orange County Whitcomb Bldg.....	182	109	- 73	- 40.1
Orange County/Horizon.....	768	727	- 41	- 5.3
Orange County/Genesis.....	220	127	- 93	- 42.3
Orange County/Phoenix.....	288	229	- 59	- 20.5
Osceola County Jail.....	356	296	- 60	- 16.9
Palm Beach County Adult Detention Center.....	838	926	+ 88	+ 10.5
Palm Beach County Detention Center Annex.....	104	100	- 4	- 3.9
Palm Beach County Stockade.....	718	634	- 84	- 11.7
Palm Beach County Drug Farm.....	176	60	-116	- 65.9
Pasco County Jail New Port Richey Annex.....	163	123	- 40	- 24.5
Pasco County Jail/Land 'O Lakes.....	359	272	- 87	- 24.2
Pinellas County Maximum Security Center.....	1,014	848	-166	- 16.4
Pinellas County Female Security Center.....	96	69	- 27	- 28.1
Pinellas County Medium Security Center.....	552	423	-129	- 23.4
Pinellas County Minimum Housing	240	146	- 94	- 39.2
Polk County Jail.....	394	406	+ 12	+ 3.1
Polk County Jail Annex.....	696	871	+175	+ 25.1
Putnam County Jail.....	215	171	- 44	- 20.5

	<u>RATED</u> <u>CAPACITY</u>	<u>AVERAGE</u> <u>DAILY</u> <u>POPULATION</u>	<u>NUMBER</u> <u>OVER/UNDER</u> <u>CAPACITY</u>	<u>PERCENT</u> <u>OVER/UNDER</u> <u>CAPACITY</u>
St. Johns County Detention Center.....	318	194	-124	- 39.0
St. Lucie County Jail - 2nd Street.....	** 98	--	--	----
St. Lucie County Jail Corr. Ctr.....	***768	597	- 67	- 10.1
Santa Rosa County Jail.....	176	134	- 42	- 23.9
Sarasota County Jail.....	717	453	-264	- 36.8
Seminole County Correctional Facility.....	812	634	-178	- 21.9
Sumter County Jail.....	123	83	- 40	- 32.5
Suwannee County Jail.....	48	42	- 6	- 12.5
Taylor County Jail.....	180	119	- 61	- 33.9
Union County Jail.....	26	11	- 15	- 57.7
Volusia County Jail Correctional Facility....	595	371	-224	- 37.7
Volusia County Branch Jail.....	899	714	-185	- 20.6
Wakulla County Jail.....	129	76	- 53	- 41.1
Walton County Jail.....	101	83	- 18	- 17.8
Washington County Jail.....	26	26	0	0.0
TOTAL:	39,624	34,316	-5,308	- 13.4

* Decreased Capacity, Effective 11/92
** Closed for Renovations & Clean-Up, Effective 11/92
***Increased Capacity, Effective 11/92

TABLE 4
COUNTY DETENTION FACILITIES
PRETRIAL INMATE REPORT
NOVEMBER - 1992

	AVERAGE DAILY <u>POPULATION</u>	NUMBER FELONY <u>PRETRIAL</u>	NUMBER MISDEMEANOR <u>PRETRIAL</u>	TOTAL PERCENT <u>PRETRIAL</u>
Alachua County Detention Center.....	469	273	79	75.0
Alachua County Work Release.....	26	6	1	26.9
Baker County Detention Center.....	59	18	1	32.2
Bay County Jail (CCA).....	229	141	9	65.5
Bay County Jail Annex (CCA).....	237	133	55	79.3
Bradford County Jail.....	33	23	4	81.8
Brevard County Detention Center.....	600	318	89	67.8
Broward County Jail	1,299	810	52	66.3
Broward County Stockade.....	377	25	105	34.5
Broward County Jail/North.....	1,175	741	25	65.2
Calhoun County Jail.....	15	0	0	0.0
Charlotte County Jail.....	164	52	18	42.7
Citrus County Detention Facility.....	176	46	23	39.2
Clay County Jail.....	120	47	24	59.2
Collier County Jail.....	317	149	77	71.3
Collier County Jail Center.....	36	10	8	50.0
Columbia County Jail.....	150	0	0	0.0
Dade County Jail (Main).....	1,595	967	181	72.0
Dade County Jail Annex (Female).....	338	237	11	73.4
Dade County Stockade.....	1,342	991	0	73.8
Dade County North Dade Detention.....	224	0	88	39.3
Dade County Central Detention.....	262	154	56	80.1
Dade County West Detention.....	899	725	0	81.0
Dade County Turner Guilford Knight Cntr.....	961	453	9	48.1
DeSoto County Jail.....	59	32	4	61.0
Dixie County Jail.....	11	6	2	72.7
Duval County J.I. Montgomery Corr. Center....	540	0	0	0.0
Duval County Corrections Division.....	183	0	0	0.0
Duval County Jail/Pre-Trial (Main).....	1,527	834	168	65.6
Escambia County Jail (Main).....	686	411	25	63.5
Escambia County Jail Annex.....	230	79	35	49.6
Escambia County Road Prison.....	103	11	1	11.7
Flagler County Jail.....	43	12	6	41.9
Franklin County Jail.....	29	7	4	37.9
Gadsden County Jail.....	118	55	22	65.3
Gilchrist County Jail.....	25	0	2	8.0
Glades County Detention Facility.....	25	13	3	64.0
Gulf County Jail.....	28	15	2	60.7
Hamilton County Jail.....	82	32	7	47.6
Hardee County Jail.....	81	24	7	38.3
Hendry County Jail	119	72	6	65.5

	<u>AVERAGE</u> <u>DAILY</u> <u>POPULATION</u>	<u>NUMBER</u> <u>FELONY</u> <u>PRETRIAL</u>	<u>NUMBER</u> <u>MISDEMEANOR</u> <u>PRETRIAL</u>	<u>TOTAL</u> <u>PERCENT</u> <u>PRETRIAL</u>
Hernando County Jail (CCA).....	281	74	23	34.5
Highlands County Jail.....	162	64	35	61.1
Hillsborough County Jail - West.....	708	341	31	52.5
Hillsborough County Jail - Central.....	1,511	638	207	55.9
Holmes County Jail.....	15	5	3	53.3
Indian River County Jail.....	239	74	24	41.0
Jackson County Jail.....	117	10	4	12.0
Jefferson County Jail.....	19	8	0	42.1
Lafayette County Jail.....	7	4	1	71.4
Lake County Jail.....	443	190	0	42.9
Lee County Jail.....	393	235	48	72.0
Lee County Stockade - Annex.....	318	78	32	34.6
Leon County Jail.....	444	247	45	65.8
Levy County Jail.....	89	35	9	49.4
Liberty County Jail.....	6	2	0	33.3
Madison County Jail.....	22	8	4	54.5
Manatee County Work Release.....	109	0	0	0.0
Manatee County Jail.....	144	98	7	72.9
Manatee County Port Manatee Facility.....	304	201	36	78.0
Marion County Detention Facility.....	727	251	56	42.2
Martin County Detention Facility.....	330	94	36	39.4
Monroe County Jail.....	210	148	17	78.6
Monroe County Jail/Plantation Key.....	47	32	4	76.6
Monroe County Jail/Marathan.....	52	35	2	71.1
Nassau County Jail.....	110	60	26	78.2
Okaloosa County Jail.....	359	184	45	63.8
Okeechobee County Jail.....	138	43	23	47.8
Orange County Jail - MJB Annex.....	221	71	45	52.5
Orange County/33rd Street.....	1,463	525	150	46.1
Orange County Work Release.....	186	0	0	0.0
Orange County/Central Booking.....	79	20	33	67.1
Orange County/Whitcomb Bldg.....	109	26	27	48.6
Orange County/Horizon.....	727	241	57	41.0
Orange County/Genesis.....	127	0	18	14.2
Orange County Phoenix.....	229	59	25	36.7
Osceola County Jail.....	296	101	43	48.6
Palm Beach County Adult Detention Center.....	926	526	12	58.1
Palm Beach County Detention Center Annex.....	100	51	6	54.0
Palm Beach County Stockade.....	634	184	143	51.6
Palm Beach County Drug Farm.....	60	0	0	0.0
Pasco County Jail New Port Richey Annex.....	123	21	28	39.8
Pasco County Jail/Land 'O Lakes.....	272	168	11	65.8
Pinellas County Maximum Security Center.....	848	564	58	73.3
Pinellas County Female Security Center.....	69	34	5	56.5
Pinellas County Medium Security Center.....	423	287	38	76.8
Pinellas County Minimum Housing.....	146	34	5	26.7
Polk County Jail.....	406	105	47	37.4
Polk County Jail Annex.....	871	350	97	51.3
Putnam County Jail.....	171	83	8	53.2

	<u>AVERAGE</u> <u>DAILY</u> <u>POPULATION</u>	<u>NUMBER</u> <u>FELONY</u> <u>PRETRIAL</u>	<u>NUMBER</u> <u>MISDEMEANOR</u> <u>PRETRIAL</u>	<u>TOTAL</u> <u>PERCENT</u> <u>PRETRIAL</u>
St. Johns County Detention Center.....	194	95	24	61.3
St. Lucie County Jail Corr. Ctr.....	597	292	100	65.7
Santa Rosa County Jail.....	134	37	6	32.1
Sarasota County Jail.....	453	182	49	51.0
Seminole County Correctional Facility.....	634	227	55	39.7
Sumter County Jail.....	83	26	7	39.7
Suwannee County Jail.....	42	18	3	50.0
Taylor County Jail.....	119	55	10	54.6
Union County Jail.....	11	6	2	72.7
Volusia County Jail Correctional Facility....	371	36	88	33.4
Volusia County Branch Jail.....	714	505	5	71.4
Wakulla County Jail.....	76	11	2	17.1
Walton County Jail.....	83	30	6	43.4
Washington County Jail.....	26	15	3	69.2
TOTAL:	34,316	15,471	3,147	55.0

INCARCERATION RATES PER 1,000
NOVEMBER - 1992

0.1 TO 0.9 (1 = 1.49%)

Holmes

1.0 TO 1.9 (20 = 29.85%)

Bradford, Brevard, Calhoun, Charlotte, Citrus, Clay, Dixie,
Flagler, Jefferson, Lafayette, Liberty, Madison, Palm Beach, Pasco,
Pinellas, Santa Rosa, Sarasota, Suwannee, Union, Washington

2.0 TO 2.9 (26 = 38.81%)

Alachua, Broward, Collier, Dade, DeSoto, Gadsden, Gilchrist,
Gulf, Hernando, Highlands, Hillsborough, Indian River, Jackson,
Lake, Lee, Leon, Manatee, Nassau, Okaloosa, Osceola, Putnam, St.
Johns, Seminole, Sumter, Volusia, Walton

3.0 TO 3.9 (13 = 19.40%)

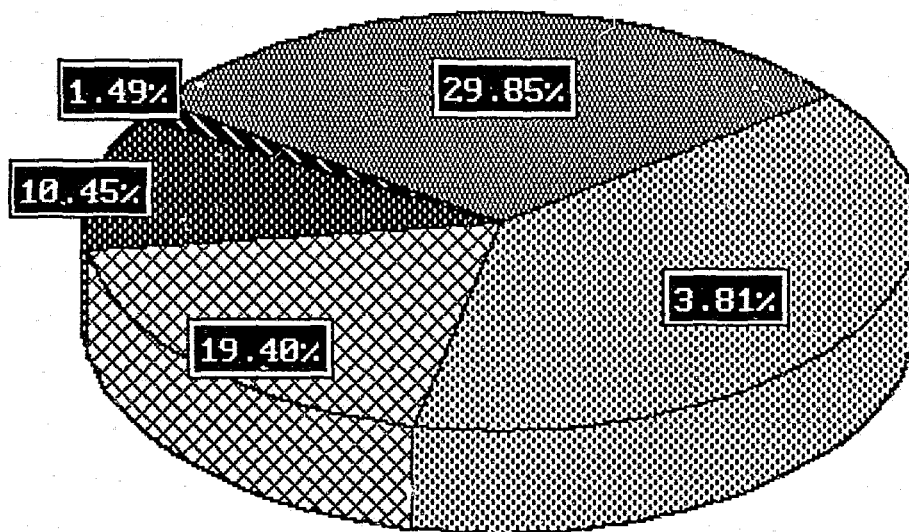
Baker, Bay, Columbia, Duval, Escambia, Franklin, Glades, Levy,
Marion, Martin, Monroe, Polk, St. Lucie

4.0 AND OVER (7 = 10.45%)

Hamilton, Hardee, Hendry, Okeechobee, Orange, Taylor, Wakulla

FIGURE 1

INCARCERATION RATES PER 1,000
COUNTY POPULATION
NOVEMBER - 1992



0.1 TO 0.9

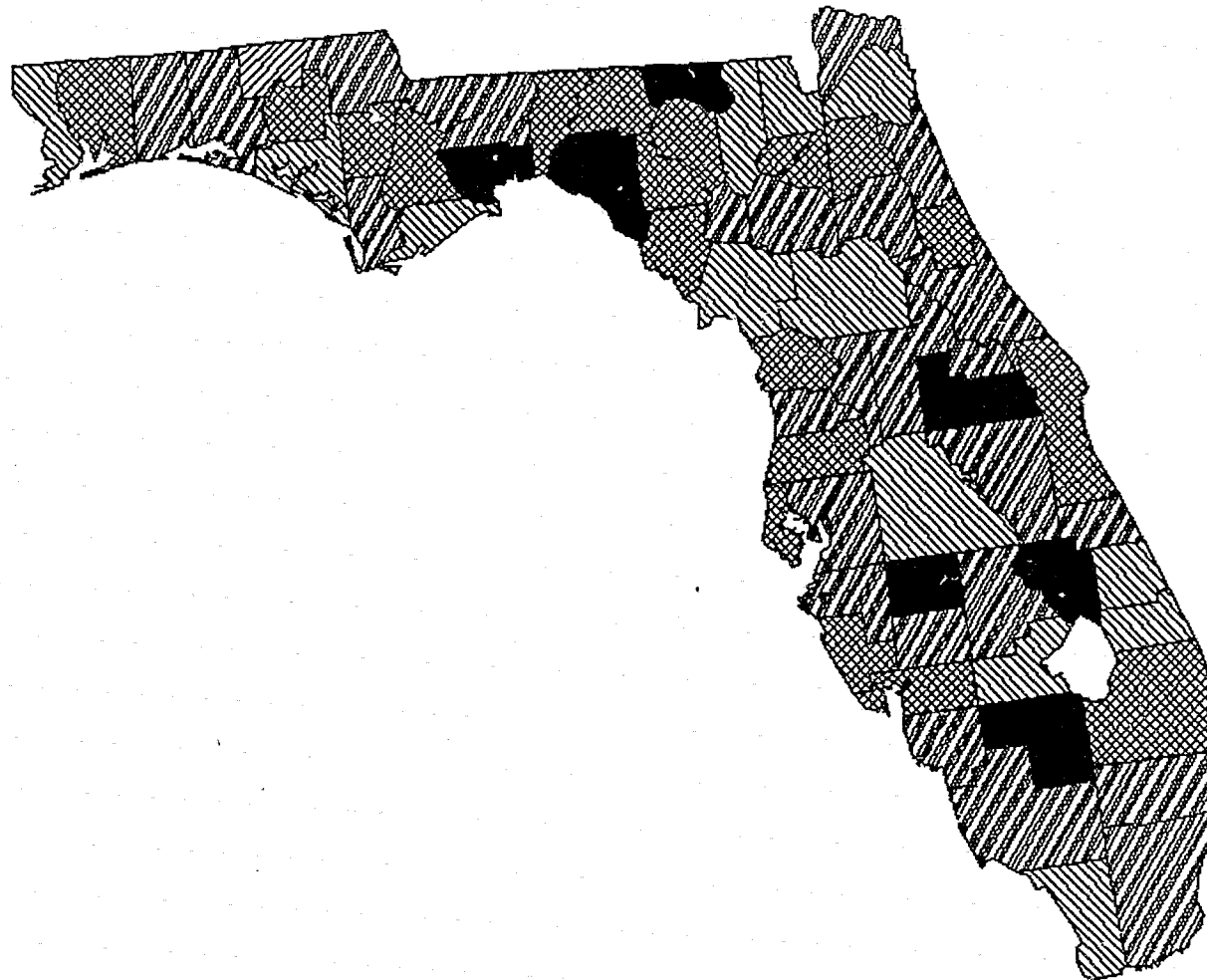
1.0 TO 1.9

2.0 TO 2.9






3.0 TO 3.9

4.0 AND OVER

FIGURE 1a
INCARCERATION RATES PER 1,000
NOVEMBER - 1992



INCARCERATION RATES

-  0.1 to 0.9
-  1.0 to 1.9
-  2.0 to 2.9
-  3.0 to 3.9
-  4.0 and Above

PERCENT ADP VS DC RATED CAPACITY
NOVEMBER - 1992

ADP AT OR BELOW CAPACITY (53 = 79.11%)

Alachua, Baker, Bradford, Brevard, Broward, Calhoun, Charlotte,
Clay, Collier, DeSoto, Dixie, Duval, Escambia, Flagler, Franklin,
Gadsden, Gilchrist, Glades, Gulf, Hamilton, Hardee, Highlands,
Holmes, Indian River, Jackson, Lafayette, Lake, Lee, Leon, Levy,
Liberty, Manatee, Marion, Martin, Okeechobee, Osceola, Palm Beach,
Pasco, Pinellas, Putnam, St. Johns, St. Lucie, Santa Rosa,
Sarasota, Seminole, Sumter, Suwannee, Taylor, Union, Volusia,
Wakulla, Walton, Washington

ADP 1 - 25% OVER CAPACITY (13 = 19.40%)

Bay, Citrus, Columbia, Dade, Hendry, Hernando, Hillsborough,
Jefferson, Monroe, Nassau, Okaloosa, Orange, Polk

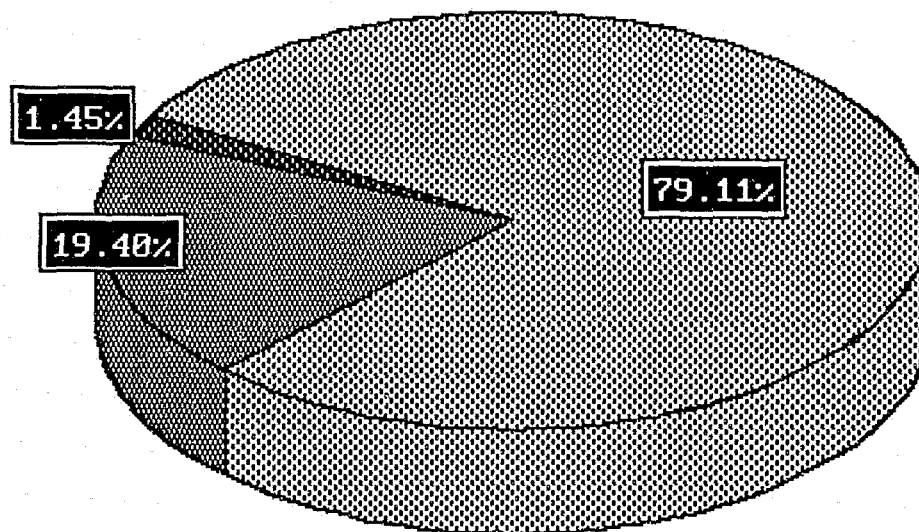
ADP 26 - 50% OVER CAPACITY (1 = 1.49%)

Madison

ADP ABOVE 50% OVER CAPACITY (0 = 0.00%)

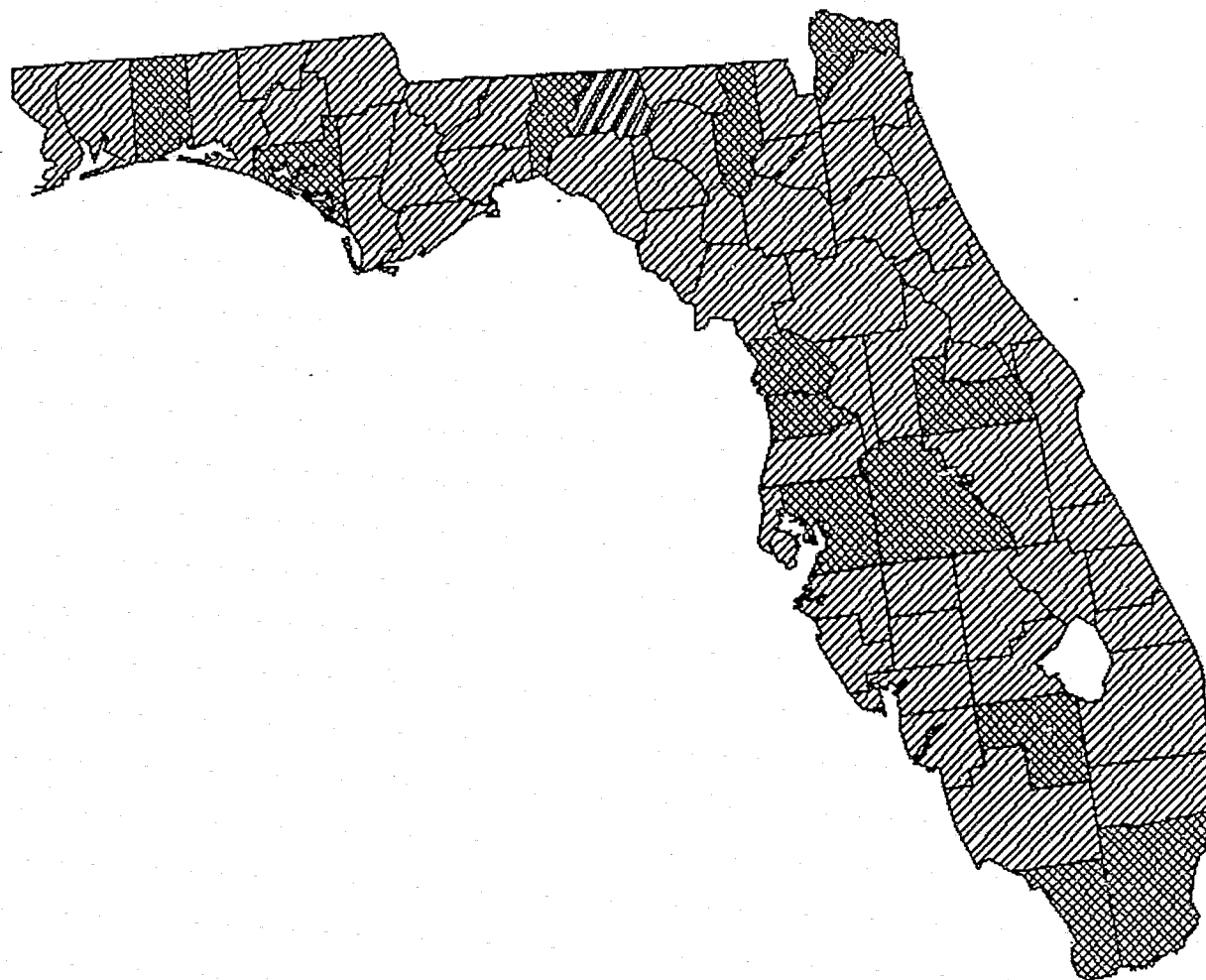
FIGURE 2

PERCENT ADP US DC RATED CAPACITY
NOVEMBER - 1992



- NOT OVER CAPACITY
- 1-25% OVER CAPACITY
- 26-50% OVER CAPACITY
- 50% OVER CAPACITY

FIGURE 2a
PERCENT ADP VS DC RATED CAPACITY
NOVEMBER - 1992



ADP VS CAPACITY

- ▨ Not Over Capacity
- ▩ 1-25% Over Capacity
- ▧ 26-50% Over Capacity
- Above 50% Over Capacity

COUNTY PRETRIAL PERCENTAGES
NOVEMBER - 1992

0 - 25% PRETRIAL (5 = 7.46%)

Calhoun, Columbia, Gilchrist, Jackson, Wakulla

26 - 50% PRETRIAL (25 = 37.32%)

Baker, Charlotte, Citrus, Escambia, Flagler, Franklin, Hamilton,
Hardee, Hernando, Indian River, Jefferson, Lake, Levy, Liberty,
Madison, Marion, Martin, Okeechobee, Orange, Osceola, Polk, Santa
Rosa, Sarasota, Seminole, Sumter, Suwannee, Walton

51 - 75% PRETRIAL (33 = 49.25%)

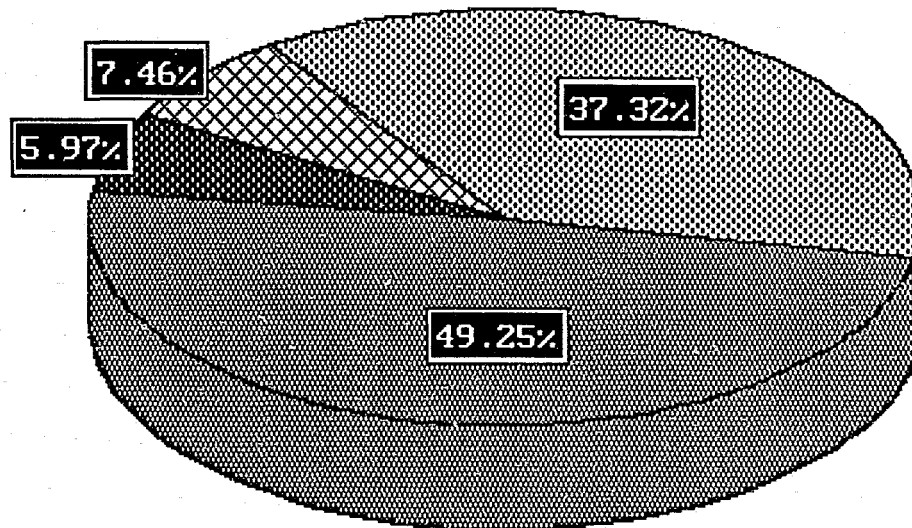
Alachua, Bay, Brevard, Broward, Clay, Collier, Dade, Desoto, Dixie,
Duval, Gadsden, Glades, Gulf, Hendry, Highlands, Hillsborough,
Holmes, Lafayette, Lee, Leon, Madison, Manatee, Okaloosa, Palm
Beach, Pasco, Pinellas, Putnam, St. Johns, St. Lucie, Sarasota,
Taylor, Volusia, Washington

76% AND ABOVE PRETRIAL (4 = 5.97%)

Bradford, Monroe, Nassau, Union

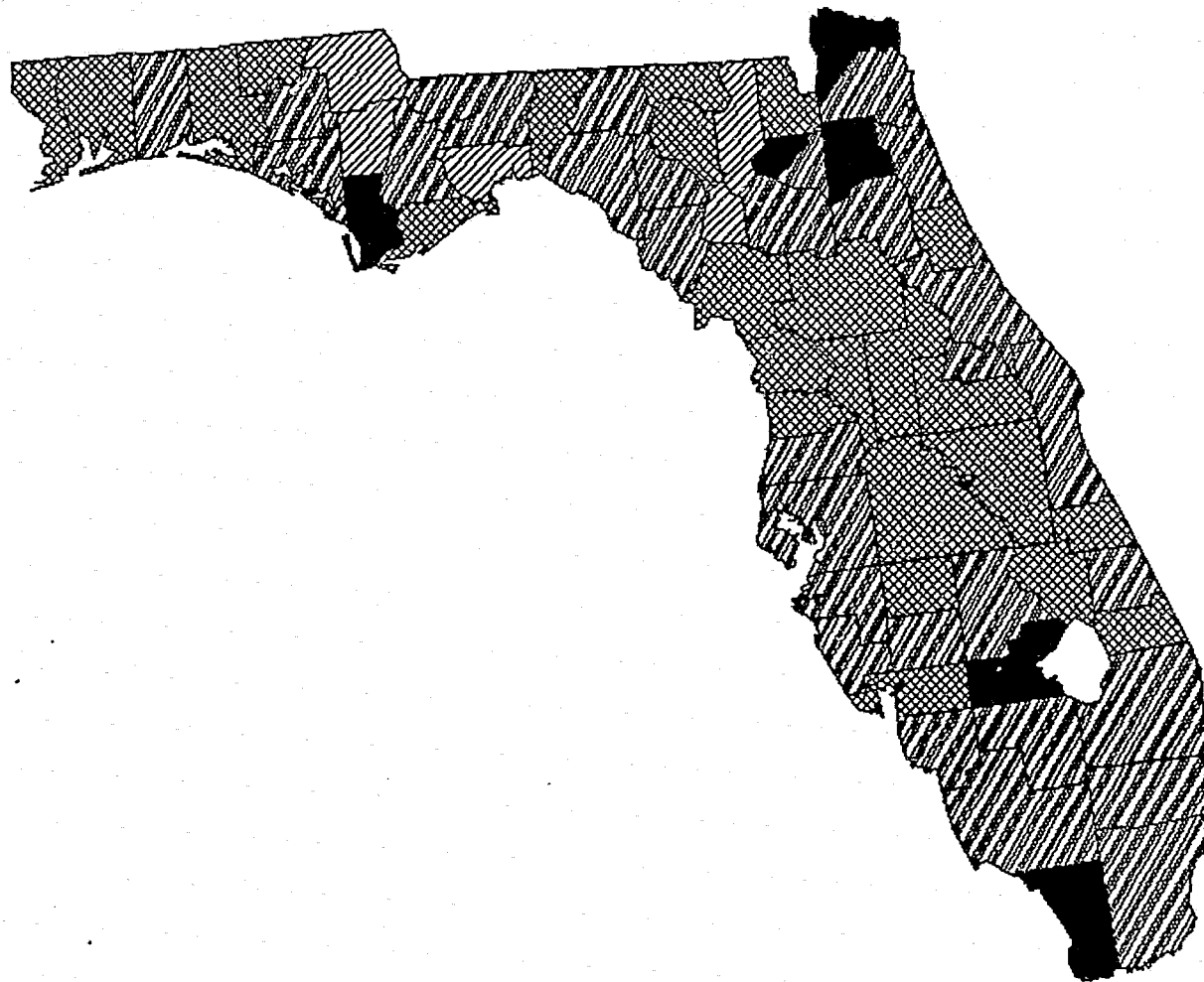
FIGURE 3

COUNTY PRETRIAL PERCENTAGES NOVEMBER - 1992



- ☒ 0-25%
PRETRIAL
- ☒ 26-50%
PRETRIAL
- ☒ 51-75%
PRETRIAL
- ☒ 76% AND ABOVE

FIGURE 3a
COUNTY PRETRIAL PERCENTAGES
NOVEMBER - 1992



PRETRIAL PERCENTAGES

- 0-25% Pre-Trial
- 26-50% Pre-Trial
- 51-75% Pre-Trial
- 76% and Above