


**CRIME IN
NEW HAMPSHIRE**

1988




140518

**PREPARED BY
UNIFORM CRIME REPORT UNIT
DEPARTMENT OF SAFETY
DIVISION OF STATE POLICE
CONCORD, NEW HAMPSHIRE 03305**

140518

CRIME IN NEW HAMPSHIRE

1988



NCJRS

JAN 15 1993

ACQUISITIONS

Prepared by

**Uniform Crime Report Unit
State of New Hampshire
Department of Safety
Division of State Police
10 Hazen Drive
Concord, New Hampshire 03305**

140518

**U.S. Department of Justice
National Institute of Justice**

This document has been reproduced exactly as received from the person or organization originating it. Points of view or opinions stated in this document are those of the authors and do not necessarily represent the official position or policies of the National Institute of Justice.

Permission to reproduce this copyrighted material has been granted by

New Hampshire Dept. of Safety/
DIVISION OF State Police

to the National Criminal Justice Reference Service (NCJRS).

Further reproduction outside of the NCJRS system requires permission of the copyright owner.



State of New Hampshire

DEPARTMENT OF SAFETY

Richard M. Flynn, Commissioner of Safety

Division of State Police

James H. Hayes Safety Building, 10 Hazen Drive, Concord, N.H. 03305

Colonel Lynn M. Presby
Director

September 19, 1989

We are proud to present our 12th annual "Crime in New Hampshire". The crime statistics contained herein not only aid the criminal justice community in predicting crime trends, but allows the general public access to accurate and timely crime data.

For 1988, major crime rose only .7 percent over 1987. This modest gain is primarily represented in an increase in property crime. Most categories of violent crime, including murder, rape and robbery recorded decreases over the previous year. Only aggravated assault went up. Arson offenses showed a significant increase of more than 20 percent.

Drug related arrests recorded an increase of 5.4 percent over last year. The increase is most likely due to enhanced enforcement efforts to detect drug related crimes. Cocaine and marijuana continue to be the drugs which account for the majority of the offenses. Cocaine, in particular, was the illegal drug of choice which accounted for the greatest percent of increase in arrests.

We recognize the contribution of the local and county law enforcement agencies in New Hampshire who provide the offense and arrest numbers to the Uniform Crime Report Unit. Our thanks go to all police agencies who make the UCR Program a success.

Very truly yours,

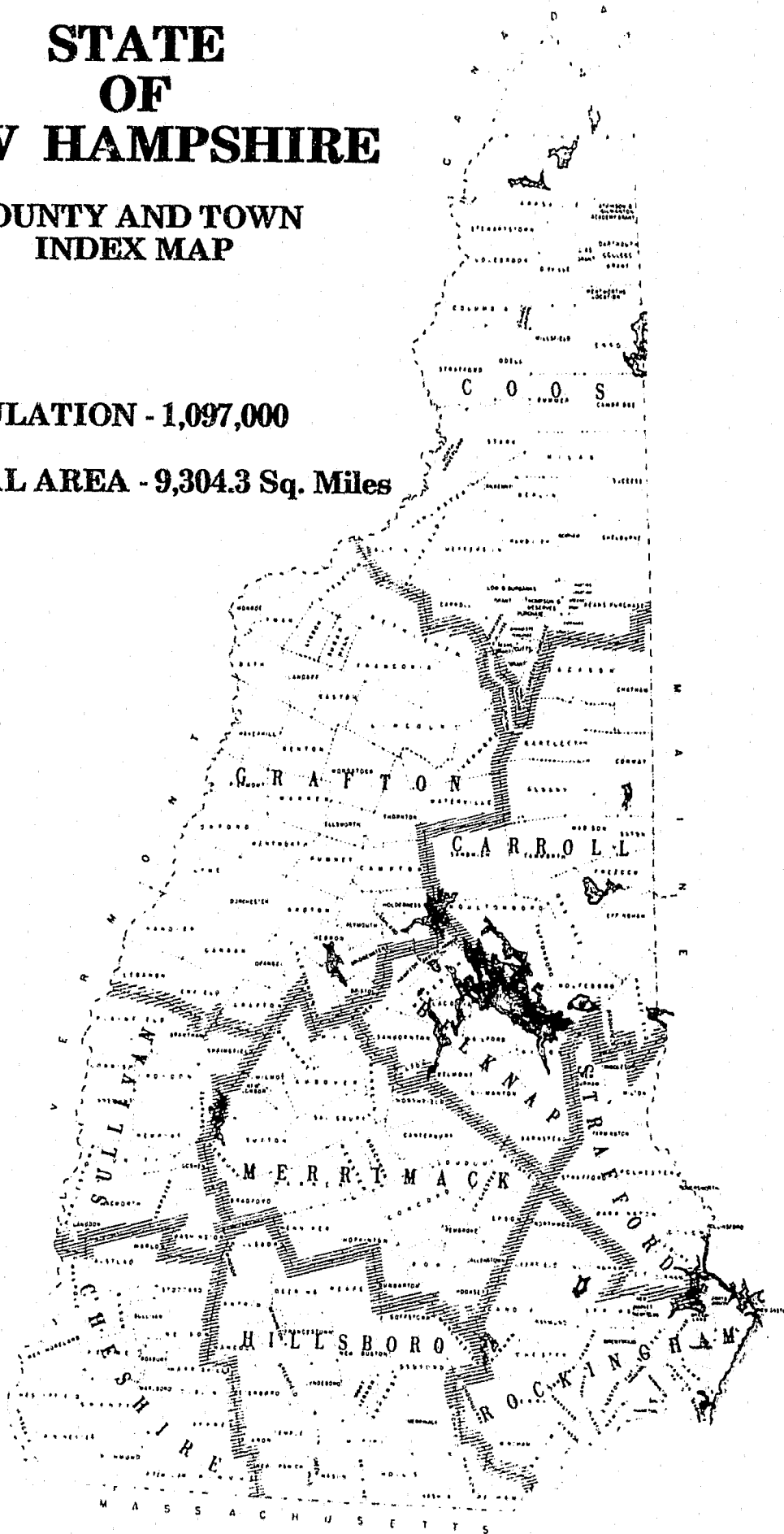
Colonel Lynn M. Presby

STATE OF NEW HAMPSHIRE

COUNTY AND TOWN INDEX MAP

POPULATION - 1,097,000

TOTAL AREA - 9,304.3 Sq. Miles



M A S S A C H U S E T T S

TABLE OF CONTENTS

Glossary of Terms	1
Calculation of Rates	2
Five-Year Comparison of Index Offenses	3
Crime Trends 1988 vs. 1987	4
1988 Crime Clocks	5
Murder	8
Rape	11
Robbery	12
Aggravated Assault	15
Burglary	17
Larceny	21
Motor Vehicle Theft	23
Arson	26
Law Enforcement Officers Assaulted	28
Domestic Assault	31
Value of Property Stolen and Recovered	32
Crime by County	33
Crime by Contributor	38
Crime Rates per County	45
1988 Arrest Totals	46
Juvenile Arrests	47
Adult Arrests	52
Part II Offense Definitions	57

Prepared By

Karen E. Lamb - UCR Supervisor
Robin L. Courser - UCR Statistical Clerk
Susan E. Smart - UCR Data Control Clerk

GLOSSARY OF TERMS

Adult - In New Hampshire an adult is a person 18 years of age or above.

Cleared by Arrest or Exceptional Means - For UCR purposes, an offense is "cleared by arrest" or solved for crime reporting purposes when at least one person is (1) arrested, (2) charged with the commission of the offense, and (3) turned over to the court for prosecution. In certain situations, when the police have exhausted all leads and done everything possible to clear a case, the offense can be "exceptionally" cleared. The following conditions have to be met before an offense can be cleared exceptionally: (1) The investigation has definitely established the identity of the offender; (2) There is enough information to support an arrest, charge, and turning over to the court for prosecution; (3) The exact location of the offender is known so that he could be taken into custody; and (4) There is some reason outside law enforcement control that precludes arresting, charging, and prosecuting the offender.

Index Offenses - The sum total of eight major offenses used to measure the extent, fluctuation, and distribution of crime in a given geographical area. The eight offenses are: (1) Murder, (2) Forcible Rape, (3) Robbery, (4) Aggravated Assault, (5) Burglary, (6) Larceny-Theft, (7) Motor Vehicle Theft, (8) Arson. Each of these offenses is referred to as an "Index Offense."

Juvenile - In New Hampshire, a person 17 years of age or under.

Property Crime - Consists of the Index Offenses of Burglary, Larceny, Motor Vehicle Theft, and Arson.

Violent Crime - Consists of the Index Offenses of Murder, Forcible Rape, Robbery, and Aggravated Assault.

CALCULATION OF RATES

Crime Rate

To compute rates, divide your community's population by 1,000 and then divide the number of offenses by the resulting figure.

Example:

- a. Population for your jurisdiction, 31,600.
- b. Number of known burglaries for your jurisdiction for a year, 341.

Divide 31,600 by 1,000 = 31.6.

Divide 341 by 31.6 = 10.79.

The burglary rate is 10.79 per 1,000 inhabitants.

Clearance Rate

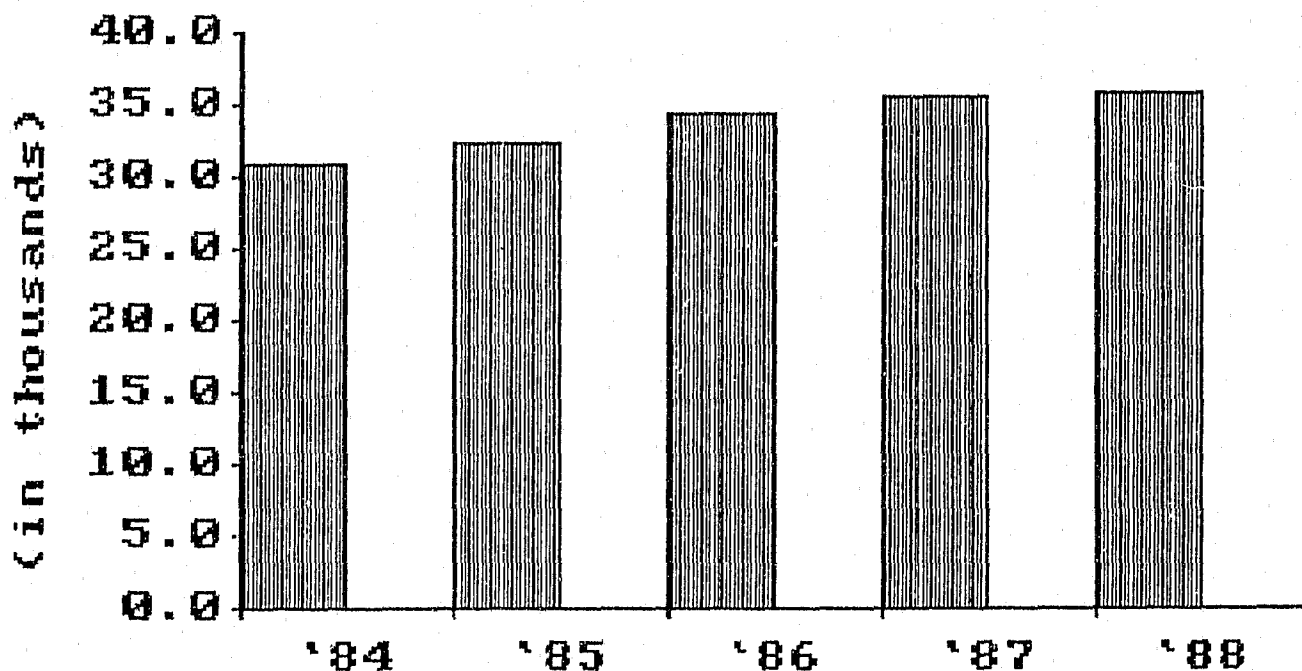
The percentage of crimes cleared by arrest is obtained by dividing the number of offenses cleared by the number of actual offenses known. This answer is then multiplied by 100.

Example:

55 Burglaries cleared	
341 Burglaries known	.16 x 100 = 16%

Your percentage of clearance for burglary is 16%.

FIVE - YEAR COMPARISON OF INDEX OFFENSES



<u>Index Offenses</u>	<u>1984</u>	<u>1985</u>	<u>1986</u>	<u>1987</u>	<u>1988</u>
Number of Offenses	31,034	32,535	34,473	35,635	35,890
Percent Change From Previous Year		+4.8%	+6.0%	+3.4%	+7%
Percent Change From Base Year		+4.8%	+11.1%	+14.8%	+15.6%

CRIME TRENDS

1987 - 1988

INDEX OFFENSES	YEAR	NUMBER OF OFFENSES	PERCENT CHANGED	RATE PER 1000 POPULATION	PERCENT CLEARED
Homicide	1988	26		.02	88.5
	1987	32	-18.8	.03	71.9
Rape	1988	271		.25	48.0
	1987	279	- 2.9	.26	61.6
Robbery	1988	242		.22	38.4
	1987	279	-13.3	.26	40.5
Aggravated Assault	1988	1,046		.95	54.4
	1987	981	+ 6.6	.93	56.0
Burglary	1988	7,357		6.71	12.0
	1987	7,269	+ 1.2	6.88	11.9
Larceny	1988	24,154		22.02	15.4
	1987	24,224	- .3	22.92	16.8
Motor Vehicle Theft	1988	2,422		2.21	14.1
	1987	2,262	+ 7.1	2.14	16.3
Arson	1988	372		.34	9.7
	1987	309	+20.4	.29	11.0
TOTAL	1988	35,890		32.72	16.1
	1987	35,635	+ .7	33.71	17.4

*In 1987 a base population of 1,057,000 was used.
The figure 1,097,000 was used for 1988.

1988 CRIME CLOCK

**One
INDEX CRIME
Is Committed
Every 14 Minutes.**

**One
PROPERTY CRIME
Is Committed
Every 15 Minutes.**

**One
VIOLENT CRIME
Is Committed
Every 5 Hours 32 Minutes.**

VIOLENT CRIME CLOCK

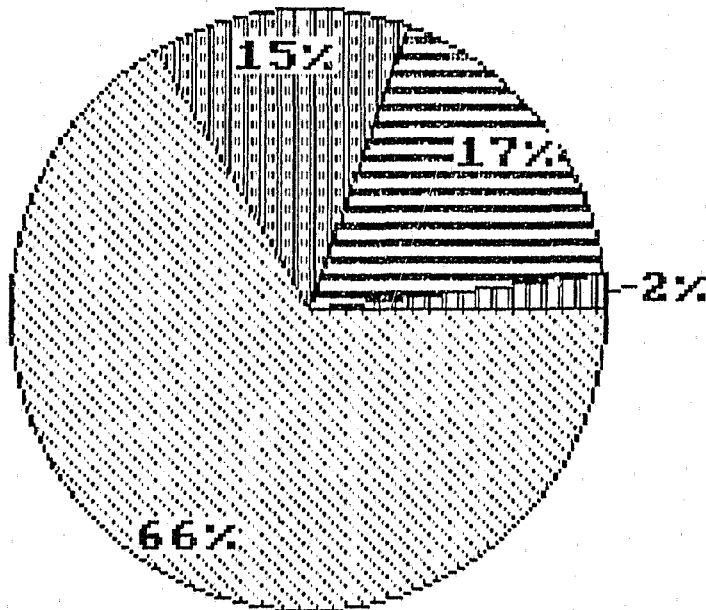
One murder every 14 days.





One rape every 1.3 days.

One robbery every 1.5 days.

One aggravated assault every 8.4 hours.

% of Violent Crimes



-  MURDER
-  RAPE
-  ROBBERY
-  AGG. ASLT.

PROPERTY CRIME CLOCK

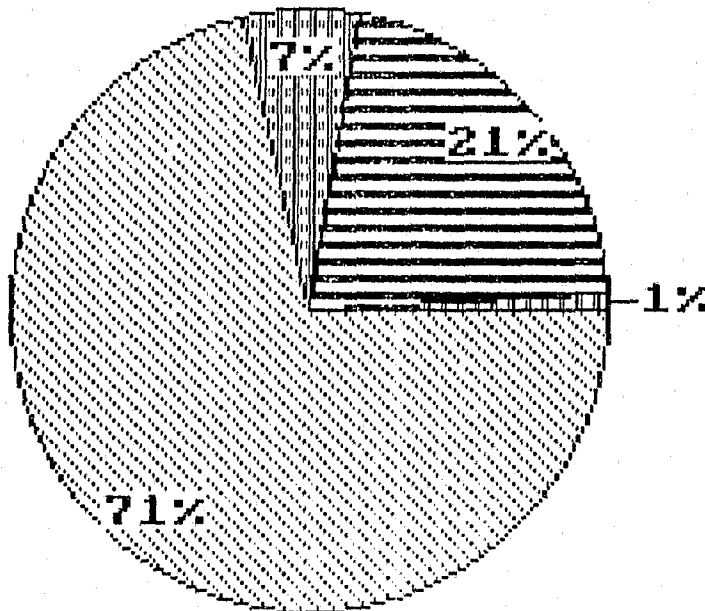
One burglary every 1.2 hours.





One larceny every 21.8 minutes.

One motor vehicle theft every 3.6 hours.

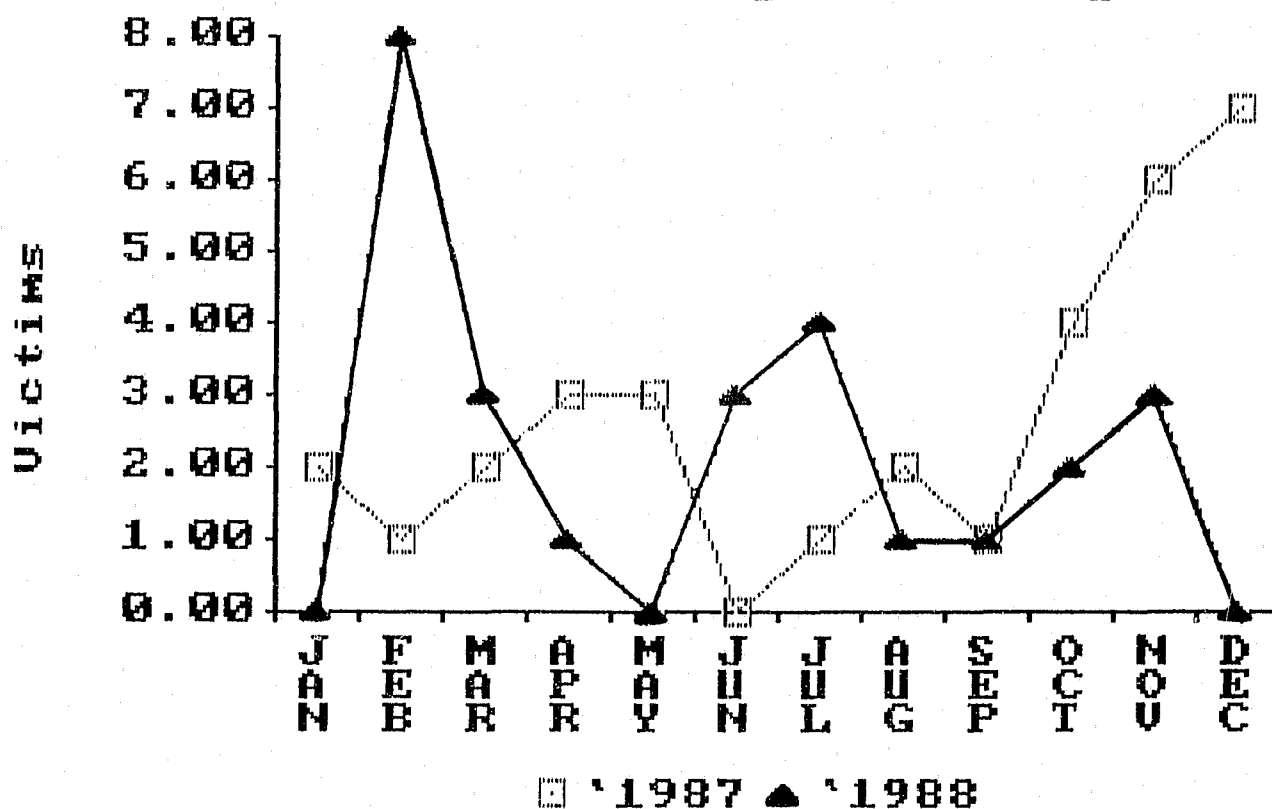
One arson every 23.5 hours.

% of Property Crimes



-  ARSON
-  BURGLARY
-  MV THEFT
-  LARCENY

Murder/Non-Neg. Manslaughter



1988 TOTAL - 26

1988 TOTAL CLEARED - 23

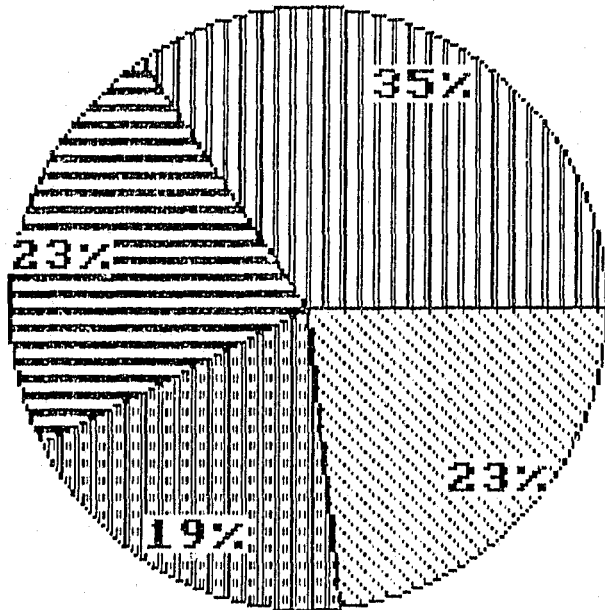
Definition - The willful (nonnegligent) killing of one human being by another. Suicides, accidental deaths, assaults to murder, and attempted murders are not included.





CIRCUMSTANCES

Boyfriend kills girlfriend	- 1	Argument	- 4
Parent kills child	- 1	Drugs	- 3
Husband kills wife	- 4	Other	- 4
Arson	- 3	Unknown	- 5
Burglary	- 1		

MURDER

Weapons Used



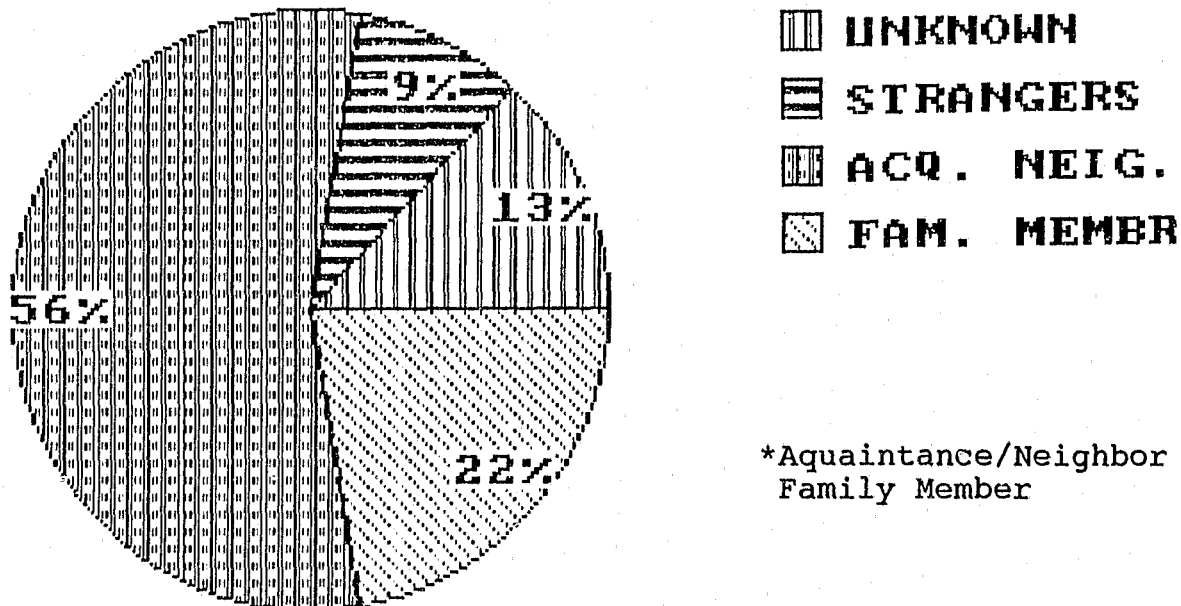
-  GUN
-  PHY FORCE
-  KNIFE
-  OTH WEAPON

Murder Victims By Age and Sex

Age	Male	Female	Total
NB		1	1
1-9			
10-19	2	2	4
20-24	1		1
25-29	1	2	3
30-34	3	2	5
35-39	2	1	3
40-49		3	3
50-59+	5	1	6
Total	14	12	26

MURDER

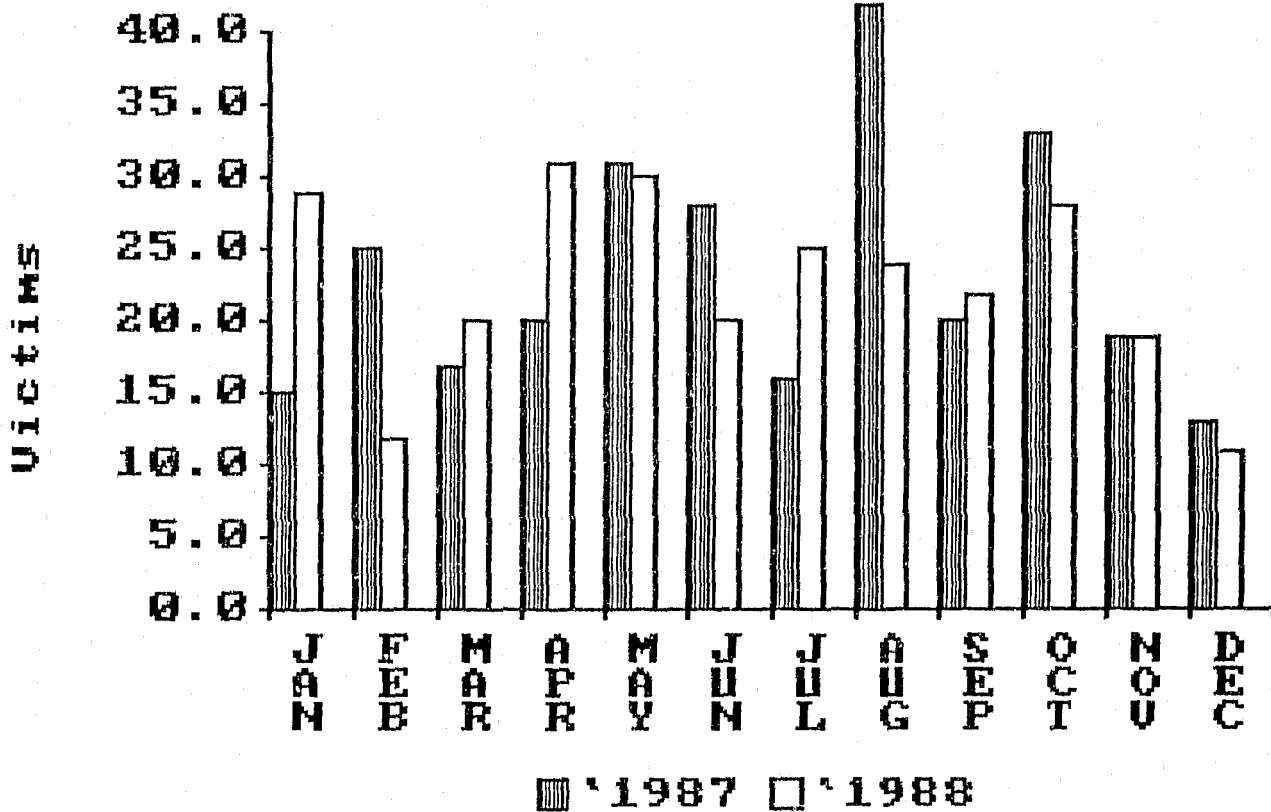
RELATIONSHIP OF VICTIM TO OFFENDER



Age and Sex of Offender

Age	Male	Female	Total
14-19	4		4
20-24	5		5
25-29	3		3
30-39	4		4
40-59	4		4
60+			
Total	20		20

RAPE



1988 TOTAL - 271

1988 TOTAL CLEARED - 130

Attempt - 11%

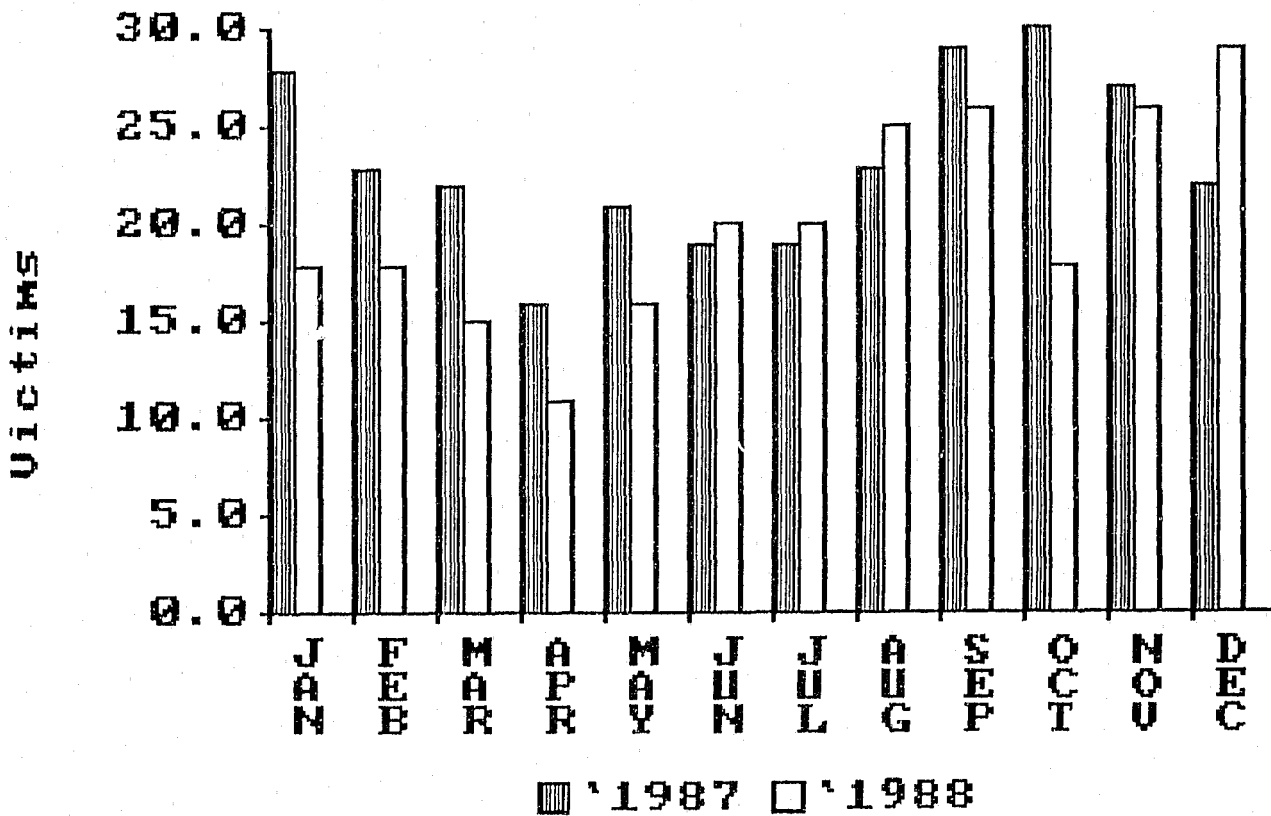
Force - 89%

Definition - The carnal knowledge of a female forcibly and against her will.

AGE OF OFFENDER

	Under 15	15-19	20-24	25-34	35-44	45-54	55 Plus
1988	5	10	12	34	23	7	5
1987	6	18	22	39	33	12	10

ROBBERY



1988 TOTAL - 242

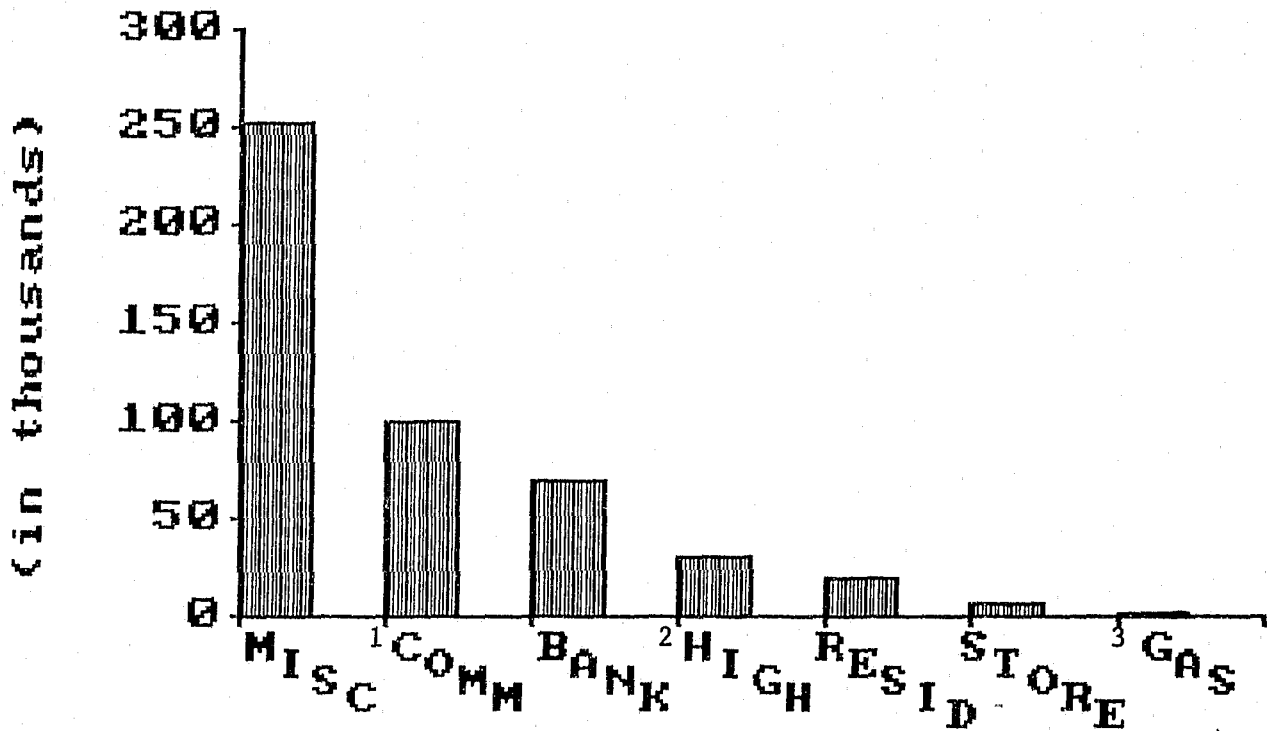
1988 TOTAL CLEARED - 93

Definition - The taking or attempting to take anything of value from the care, custody, or control of a person or persons by force or threat of force or violence and/or by putting the victim in fear.

AGE OF OFFENDER

	Under 15	15-19	20-24	25-34	35-44	45-54	55 Plus
1988	2	52	34	35	1	1	-
1987	9	46	38	42	8	3	-

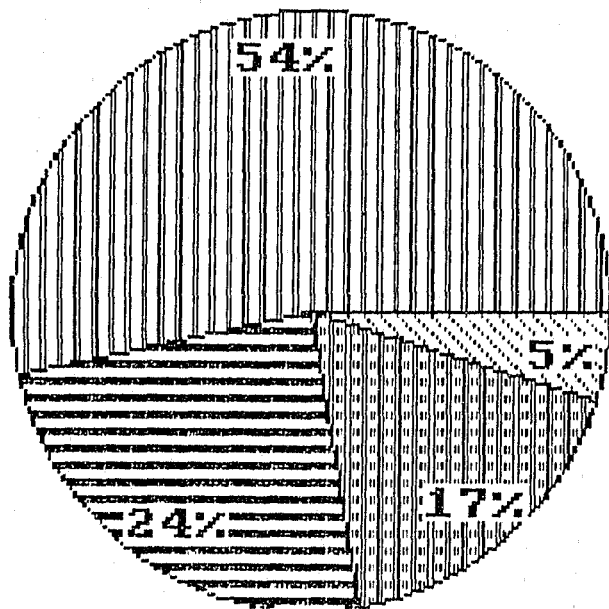
AMOUNT TAKEN IN ROBBERIES







Number of Offenses	Location of Robbery	Value Stolen
78	Miscellaneous	\$253,349
53	¹ Commercial House	100,220
9	Bank	71,067
38	² Highway	31,568
15	Residence	21,716
37	Convenience Store	7,525
12	³ Gas or Service Station	1,994
242	TOTAL	\$487,439

ROBBERY

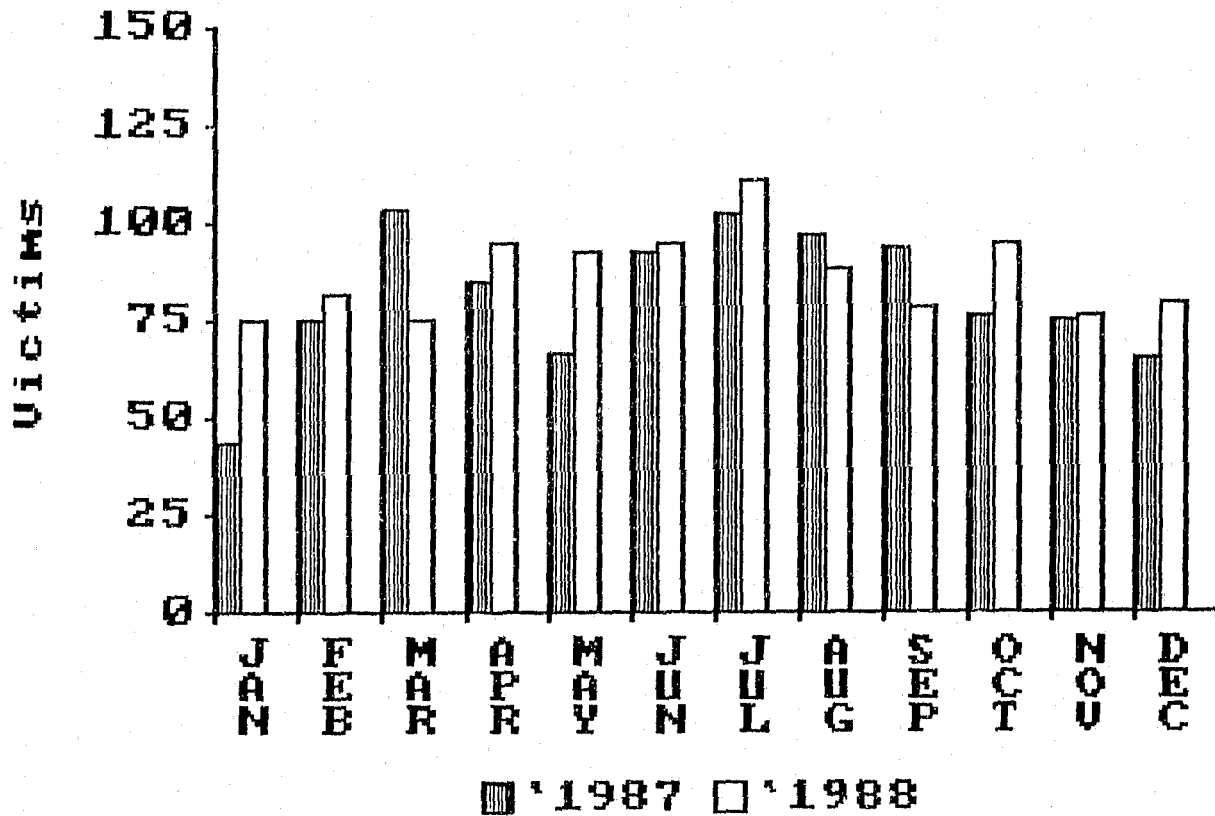
ASSAULT WEAPONS USED



-  STRONG ARM
-  FIREARM
-  KNIFE
-  OTHER

Type of Weapon	Number of Offenses
Strong Arm	130
Firearm	59
Knife or Cutting Instrument	40
Other Dangerous Weapon	13

AGGRAVATED ASSAULT



1988 TOTAL - 1,046

1988 TOTAL CLEARED - 569


Definition - An unlawful attack by one person upon another for the purpose of inflicting severe or aggravated bodily injury.

AGE OF OFFENDER

	Under 15	15-19	20-24	25-34	35-44	45-54	55 Plus
1988	10	59	94	134	51	15	4
1987	12	72	105	139	42	11	6

AGGRAVATED ASSAULT

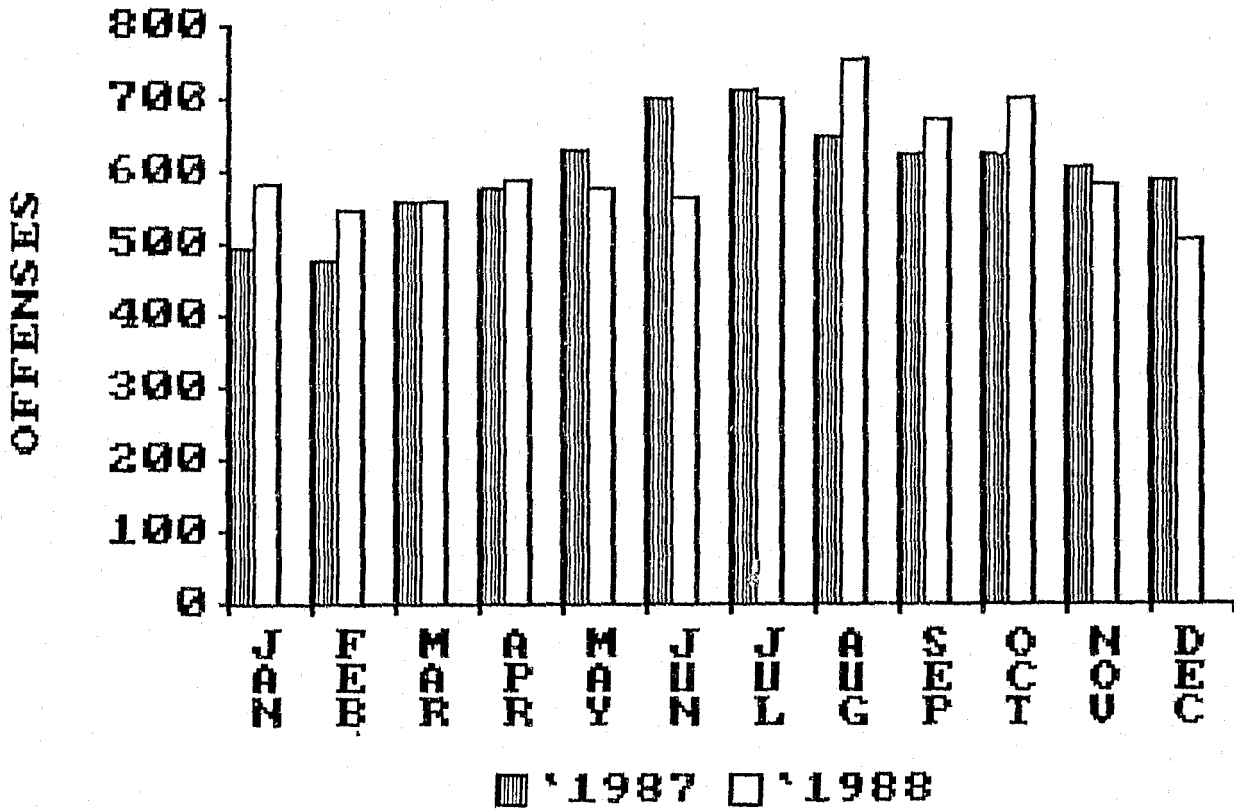
ASSAULT WEAPONS USED



WEAPON USED

TYPE	1988	%	1987	%
Firearm	94	9%	73	7%
Knife	117	11%	99	10%
Other	152	15%	135	14%
Hands, Feet, etc.	683	65%	674	69%
TOTAL	1,046		981	

BURGLARY



1988 TOTAL - 7,357

1988 TOTAL CLEARED - 880

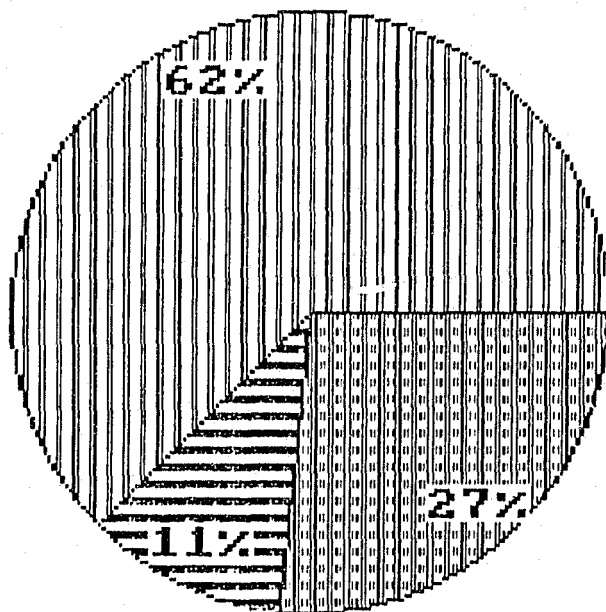
Definition - The unlawful entry of a structure to commit a felony or a theft.




AGE OF OFFENDER

	Under 15	15-19	20-24	25-34	35-44	45-54	55 Plus
1988	113	467	216	115	33	4	3
1987	187	518	191	134	28	11	-

BURGLARY

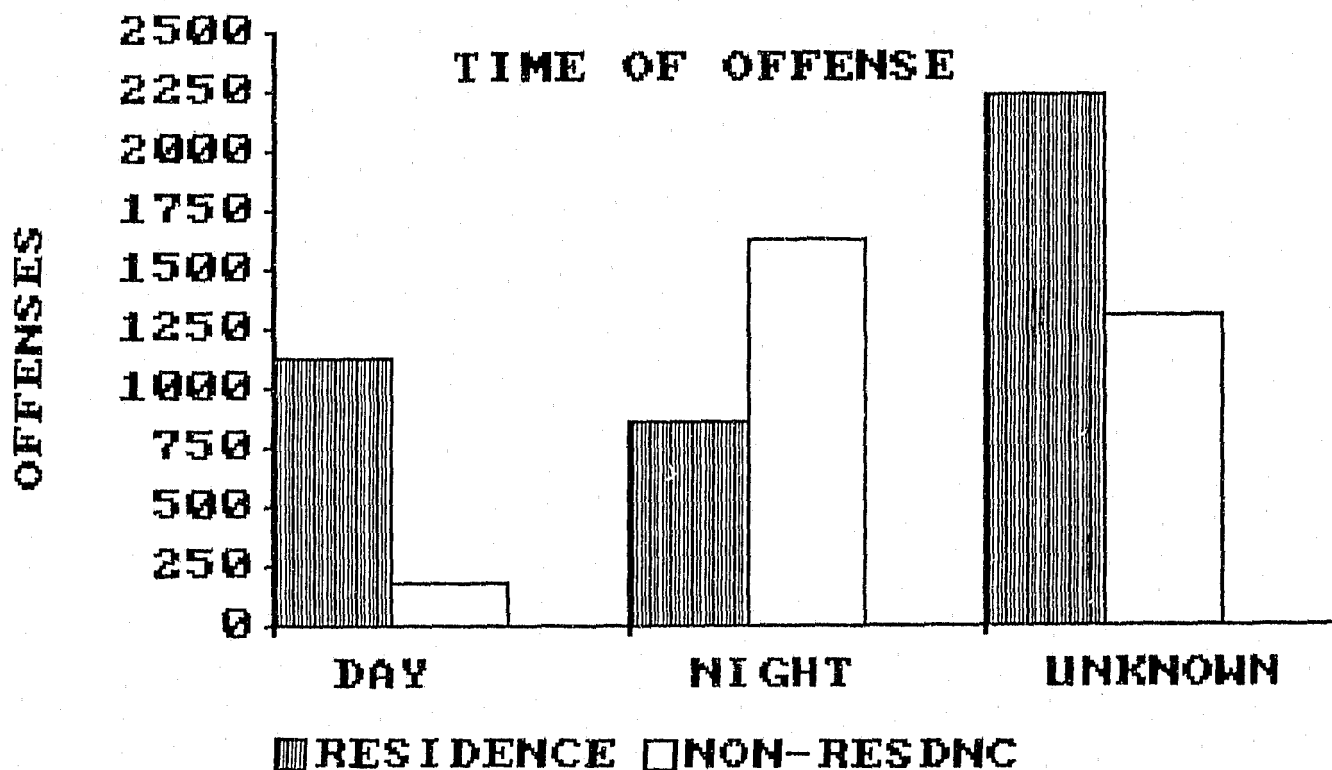
BURGLARY ENTRY METHODS



-  **FORCIBLE**
-  **ATTEMPTED**
-  **UNLAWFUL**

	Number of Offenses
Forcible entry	4,596
Unlawful entry, No force	1,968
Attempted forcible entry	793
TOTAL	7,357

BURGLARY



RESIDENCE

NUMBER OF OFFENSES

*Day	1,128
**Night	862
Time Unknown	2,238

NON-RESIDENCE

NUMBER OF OFFENSES

*Day	185
**Night	1,630
Time Unknown	1,314

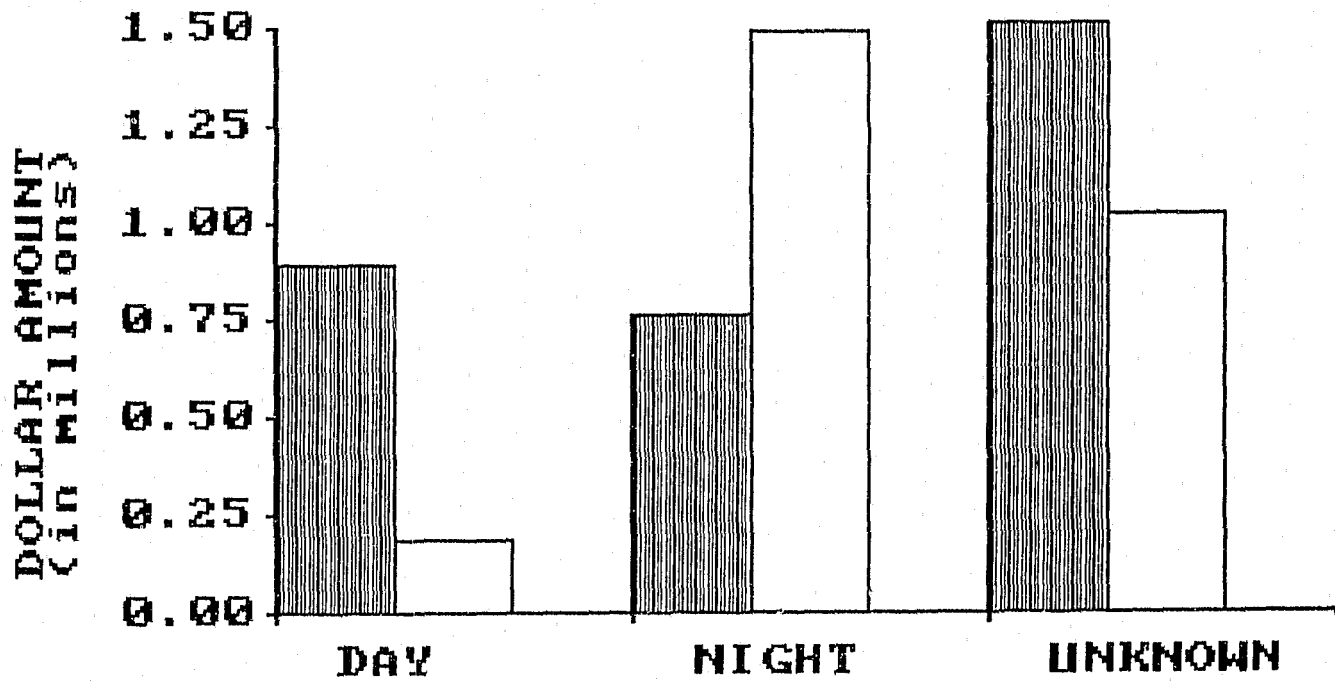
TOTAL

7,357

*Day 6 a.m. - 6 p.m.
 **Night 6 p.m. - 6 a.m.

BURGLARY

VALUE OF PROPERTY STOLEN



■ RESIDENCE □ NON-RESIDENCE

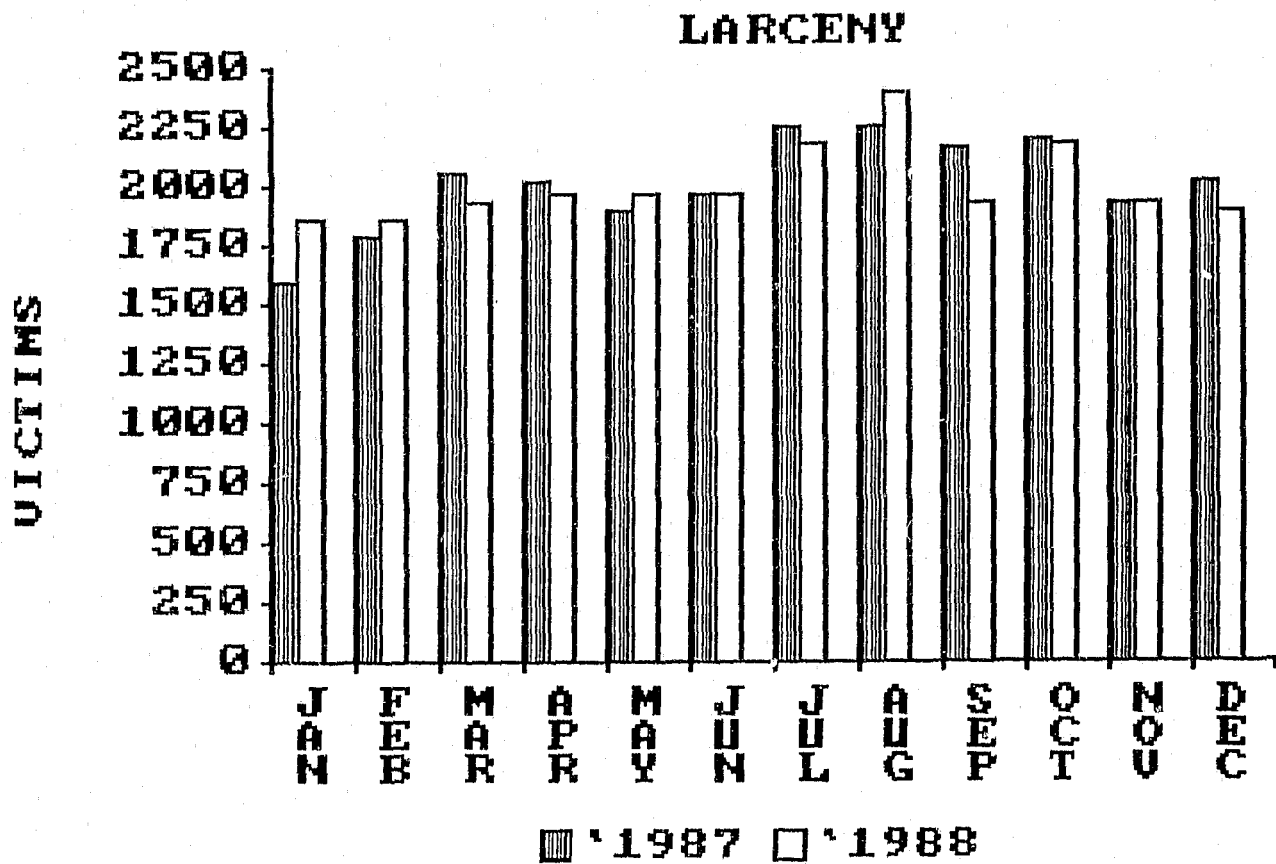
RESIDENCE

Day	\$892,513
Night	761,221
Unknown	1,514,139

NON-RESIDENCE

Day	\$185,251
Night	1,491,081
Unknown	1,028,822

TOTAL \$5,873,027



1988 TOTAL - 24,154

1988 TOTAL CLEARED - 3,729

Definition - The unlawful taking, carrying, leading or riding away of property from the possession or constructive possession of another.

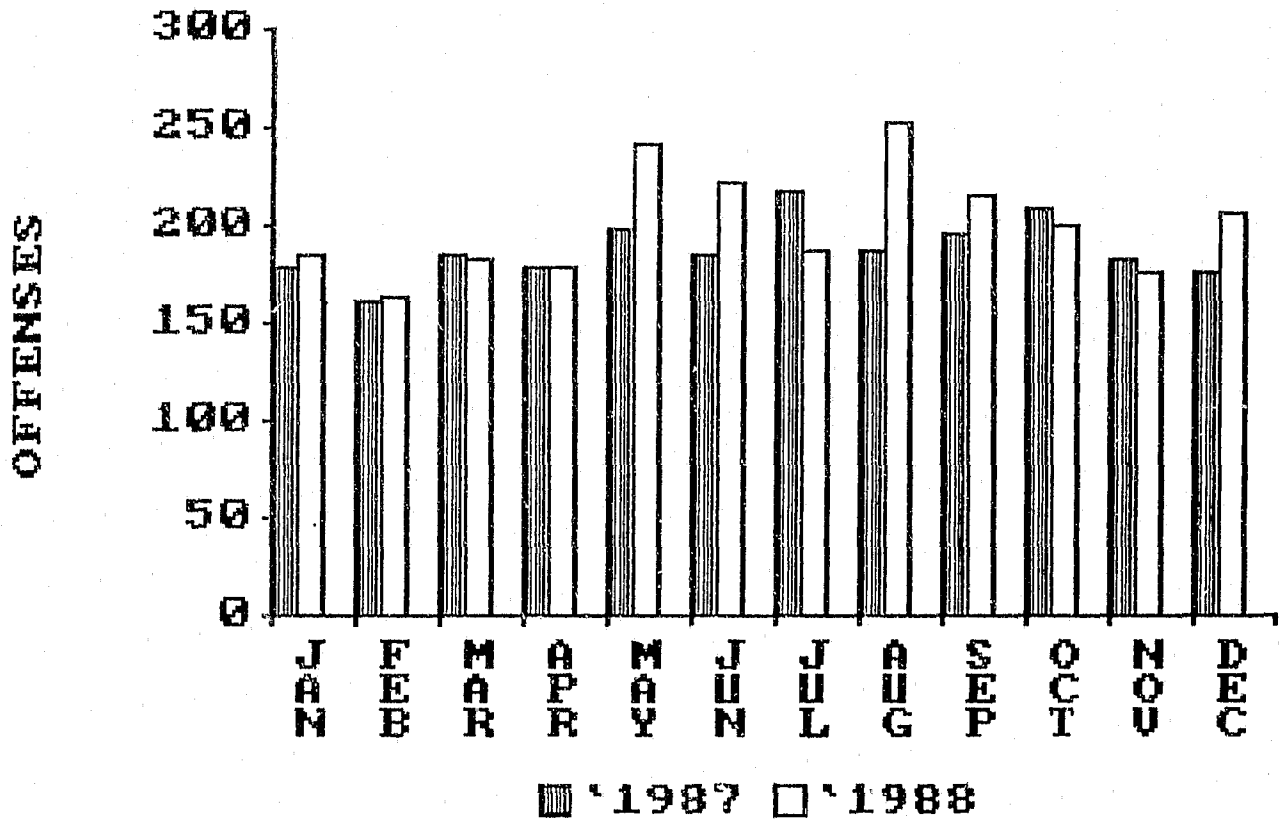
AGE OF OFFENDER

	Under 15	15-19	20-24	25-34	35-44	45-54	55 Plus
1988	379	1417	644	825	362	143	124
1987	549	1631	746	809	332	148	130

LARCENY BY TYPE AND VALUE

<u>Nature of Larceny</u>	<u>Number of Offenses</u>	<u>Percent</u>	<u>Total Value</u>	<u>Average Value</u>
Pocket Picking	89	.4	\$16,892	\$189.80
Purse Snatching	167	.7	48,444	290.08
Shoplifting	2,881	11.9	331,925	115.21
From Motor Vehicles	7,356	30.4	2,762,671	375.57
Motor Vehicle Parts	2,372	9.8	785,381	331.10
Bicycles	1,489	6.2	273,211	183.49
From Buildings	3,959	16.4	3,264,761	824.64
From Coin-Operated Machines	137	.6	40,767	297.57
All Others	5,704	23.6	4,711,324	825.97
TOTAL	24,154	100.0	\$12,235,376	\$506.56

MOTOR VEHICLE THEFTS



1988 TOTAL - 2,422




1988 TOTAL CLEARED - 342

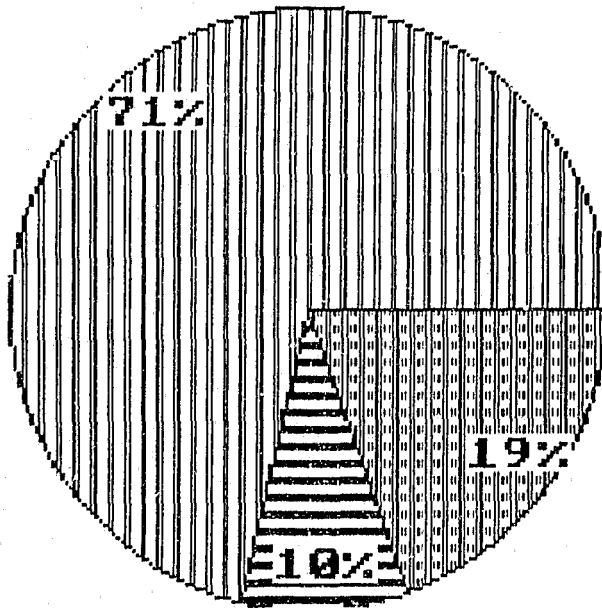
Definition - The theft or attempted theft of a motor vehicle.

AGE OF OFFENDER

	Under 15	15-19	20-24	25-34	35-44	45-54	55 Plus
1988	27	120	37	45	14	3	-
1987	33	142	49	49	6	3	1

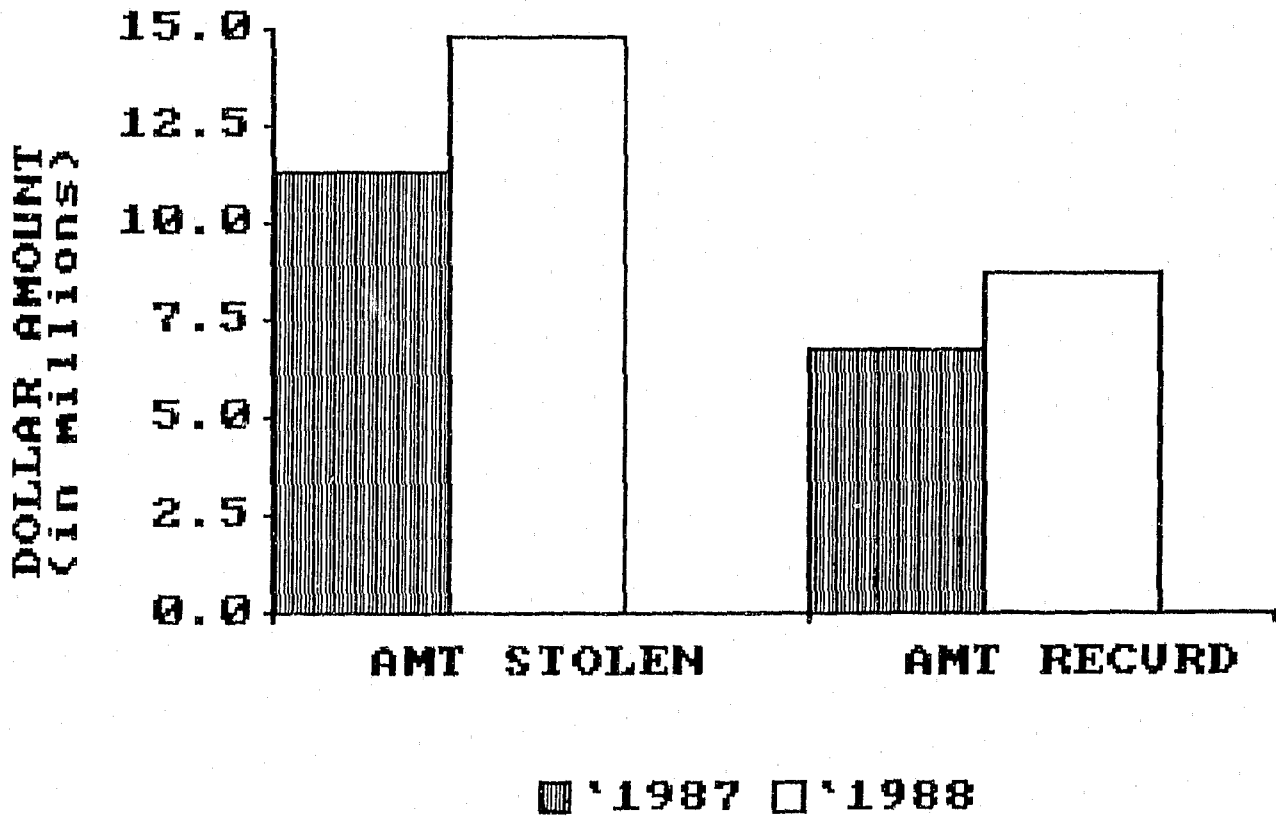
VEHICLE THEFTS

-  AUTOS
-  TRUCKS
-  OTHER



<u>Classification</u>	<u>Number Stolen</u>
Autos	1,716
Trucks - Buses	256
All Other Vehicles	450
TOTAL	2,422

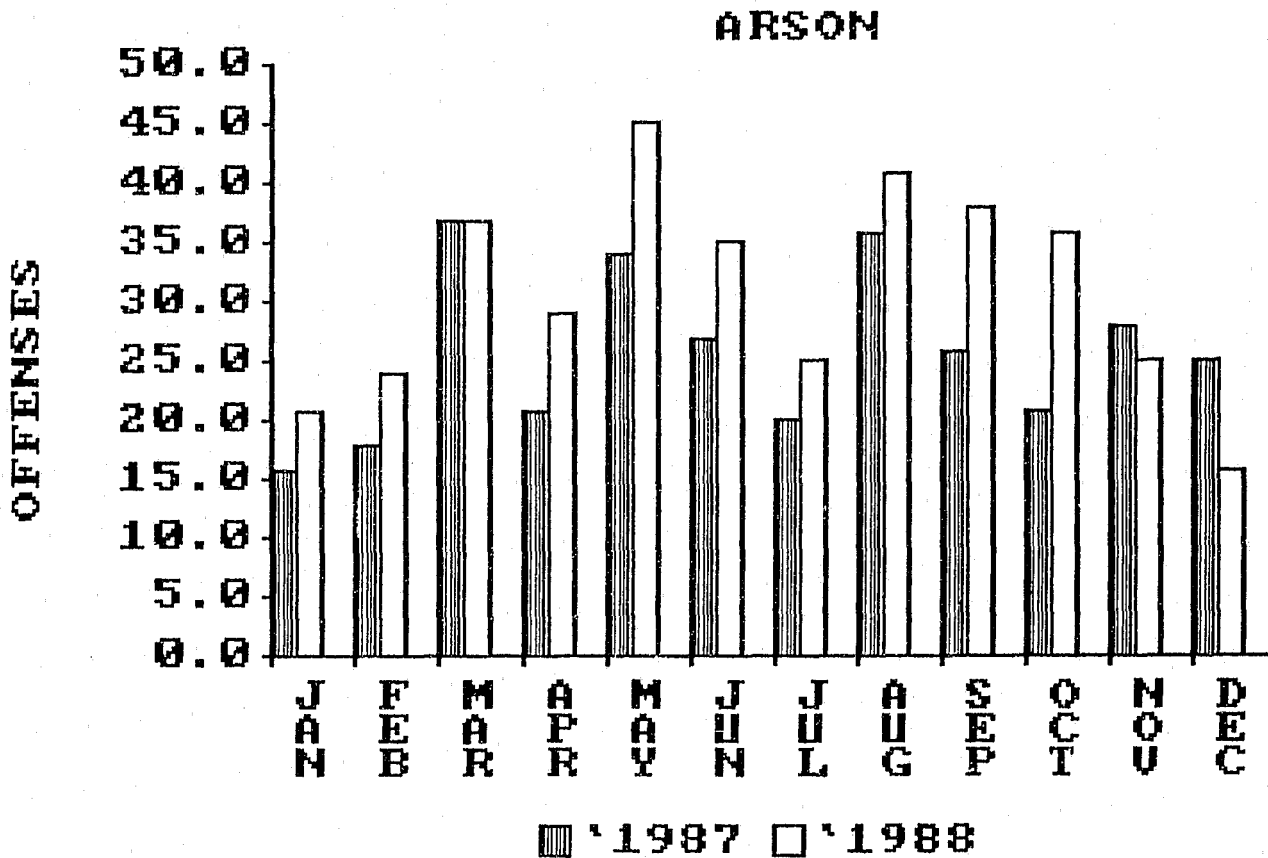
MU STOLEN VS. RECOVERED



	1988	1987
Amount Stolen	\$14,853,779	\$11,428,696
Amount Recovered	8,879,174	6,837,237
*Percent Recovered	60%	60%

Stolen locally and recovered locally	631
Stolen locally and recovered outside	658
Total locally stolen vehicles recovered	1,289
Stolen outside, recovered locally	26

*Represents percent of dollar amount recovered.
53.2% of all vehicles stolen in 1988 were recovered.



1988 TOTAL - 372

1988 TOTAL CLEARED - 36

Definition - Any willful or malicious burning or attempt to burn, with or without intent to defraud, a dwelling house, public building, motor vehicle or aircraft, personal property of another, etc.

AGE OF OFFENDER

	Under 15	15-19	20-24	25-34	35-44	45-54	55 Plus
1988	10	5	4	15	5	1	-
1987	17	18	9	3	2	2	1

ARSON BREAKDOWN

Property Classification	Number of Offenses	Percent Distribution	Estimated Value of Property Damage	Average Value of Property Damage
Single Occupancy Residential	65	17.5%	\$ 240,675	\$ 3,703
Other Residential	55	14.8%	314,101	5,711
Storage	23	6.2%	429,145	18,658
Industrial/Manufacturing	5	1.3%	113,025	22,605
Other Commercial	18	4.8%	16,152	897
Community/Public	12	3.2%	2,963	247
All Other Structure	21	5.6%	283,900	13,519
Total Structure	199	53.4%	1,399,961	7,035
Motor Vehicles	101	27.2%	287,177	2,843
Other Mobile Property	7	1.9%	26,700	3,814
Total Mobile	108	29.1%	313,877	2,906
Total Other	65	17.5%	98,261	1,512
GRAND TOTAL	372	100.0%	\$ 1,812,099	\$ 4,871

LAW ENFORCEMENT OFFICERS ASSAULTED

Activity	Number Assaulted	Percent Distribution	Percent Cleared
Responding to "Disturbance Calls" (Family quarrels, man with gun, etc.)	134	34.6%	94%
Burglaries in progress or pursuing burglary suspects	0	0%	0%
Robberies in progress or pursuing robbery suspects	0	0%	0%
Attempting other arrests	69	17.8%	96%
Civil Disorder (Riot, Mass Disobedience)	10	2.6%	100%
Handling, transporting, custody of prisoners	70	18.1%	90%
Investigating suspicious persons or circumstances	23	6.0%	91%
Ambush - No Warning	0	0%	0%
Mentally Deranged	2	.5%	100%
Traffic pursuits and stops	34	8.8%	94%
All Other	45	11.6%	100%
TOTAL	387	100.0%	94%

1988 showed a 2.8% decrease over the 1987 total of 398 officers assaulted.

OFFICERS ASSAULTED BY TIME

<u>Time</u>	<u>Number of assaults</u>	<u>Percent Distribution</u>
12:01 - 2:00 A.M.	89	23.0%
2:01 - 4:00 A.M.	32	8.3%
4:01 - 6:00 A.M.	15	3.9%
6:01 - 8:00 A.M.	7	1.8%
8:01 - 10:00 A.M.	5	1.3%
10:01 - 12:00 A.M.	5	1.3%
12:01 - 2:00 P.M.	8	2.1%
2:01 - 4:00 P.M.	23	5.9%
4:01 - 6:00 P.M.	26	6.7%
6:01 - 8:00 P.M.	46	11.9%
8:01 - 10:00 P.M.	56	14.4%
10:01 - 12:00 P.M.	75	19.4%
TOTAL	387	100.0%

OFFICERS ASSAULTED BY WEAPON

Firearm	12	3.1%
Knife or Cutting Instrument	5	1.3%
Other Weapon	14	3.6%
Hands, Fists, Feet, etc.	356	92.0%

NUMBER OF OFFICERS INJURED

	<u>Firearm</u>	<u>Knife</u>	<u>Hands</u>	<u>Other</u>	<u>Total</u>
1988	2	0	39	3	44
1987	0	0	63	5	68

OFFICERS ASSAULTED BY TYPE OF ASSIGNMENT

<u>Assignment</u>	<u>Number Assaulted</u>	<u>Percent Distribution</u>
Two-Man Vehicle	49	12.7%
One-Man Vehicle		
Alone	123	31.8%
Assisted	144	37.2%
Detective or Special Assignment		
Alone	11	2.8%
Assisted	3	.8%
Other Assignment		
Alone	11	2.8%
Assisted	46	11.9%

DOMESTIC ASSAULT

In 1979, the General Court mandated the Director of State Police to present an annual report to them concerning the nature and extent of domestic violence in our State. It was decided to collect this data in conjunction with the UCR program by adding a relationship category to the information collected in assaults. The following chart indicates the relationship of the offender to the victim along with the type of weapon used in aggravated assaults and the number of simple assaults for 1988:

RELATIONSHIP

Type of Assault	Husband on Wife	Wife on Husband	Parent on Child	Child on Parent	Other Household Members	No Relation- ship	Unknown
Firearm	5	4	-	-	6	59	7
Knife or Cutting Instrument	8	5	-	4	12	72	10
Other Dangerous Weapon	5	1	2	1	10	96	10
Hands, Fists, Feet, Etc. Agg. Injury	66	3	16	15	56	467	33
Other Assaults - Simple	423	35	66	71	277	2,477	265
TOTAL	507	48	84	91	361	3,171	325

**VALUE OF PROPERTY
STOLEN AND RECOVERED**

<u>Type of Property</u>	<u>Year</u>	<u>Amount Stolen</u>	<u>Amount Recovered</u>	<u>Percent Recovered</u>
Currency & Notes, etc.	1988	\$ 3,586,730	\$ 221,834	6
	1987	\$ 2,769,111	\$ 310,319	11
Jewelry & Precious Metals	1988	2,031,433	137,569	7
	1987	2,068,604	143,466	7
Clothing & Furs	1988	433,581	68,032	16
	1987	364,147	44,427	12
Locally Stolen Motor Vehicles	1988	14,853,779	8,879,174	60
	1987	11,428,696	6,837,237	60
Office Equipment	1988	325,073	21,505	7
	1987	177,086	13,954	8
Televisions, Radios, Cameras, etc.	1988	3,244,857	207,024	6
	1987	3,082,634	229,044	7
Firearms	1988	212,871	39,892	19
	1987	182,295	23,583	13
Household Goods	1988	521,078	29,609	6
	1987	615,661	28,987	5
Consumable Goods	1988	169,887	16,015	9
	1987	173,232	17,172	10
Livestock	1988	9,744	1,611	17
	1987	35,952	18,265	51
Miscellaneous	1988	7,691,108	662,946	9
	1987	5,586,992	428,393	8
TOTAL	1988	\$33,080,141	\$ 10,285,211	31
	1987	\$26,484,410	\$ 8,094,847	31

BELKNAP COUNTY

	1988	1987
Homicide	3	1
Rape	34	35
Robbery	17	12
Aggravated Assault	83	72
Burglary	533	660
Larceny	1,452	1,693
Motor Vehicle Theft	90	136
Arson	24	22
TOTALS	2,236	2,631
CHANGE=	-15.0%	

CARROLL COUNTY

	1988	1987
Homicide	2	2
Rape	3	1
Robbery	3	1
Aggravated Assault	19	23
Burglary	294	309
Larceny	853	964
Motor Vehicle Theft	52	59
Arson	14	12
TOTALS	1,240	1,371
CHANGE =	-9.6%	

CHESHIRE COUNTY

	1988	1987
Homicide	1	2
Rape	22	15
Robbery	9	6
Aggravated Assault	88	79
Burglary	262	293
Larceny	1,109	1,068
Motor Vehicle Theft	64	66
Arson	29	14
TOTALS	1,584	1,543
CHANGE=	+2.7%	

COOS COUNTY

	1988	1987
Homicide	1	1
Rape	4	-
Robbery	3	-
Aggravated Assault	42	24
Burglary	121	150
Larceny	392	452
Motor Vehicle Theft	35	44
Arson	34	7
TOTALS	632	678
CHANGE =	-6.8%	

GRAFTON COUNTY

	1988	1987
Homicide	-	1
Rape	8	17
Robbery	5	16
Aggravated Assault	64	71
Burglary	374	368
Larceny	1,297	1,787
Motor Vehicle Theft	47	95
Arson	11	13
TOTALS	1,806	2,368
CHANGE =	-23.7%	

HILLSBORO COUNTY

	1988	1987
Homicide	12	14
Rape	91	87
Robbery	113	144
Aggravated Assault	184	165
Burglary	2,982	2,464
Larceny	8,935	8,193
Motor Vehicle Theft	972	788
Arson	80	116
TOTALS	13,369	11,971
CHANGE =	+11.7%	

MERRIMACK COUNTY

	1988	1987
Homicide	2	2
Rape	28	34
Robbery	27	25
Aggravated Assault	108	75
Burglary	670	721
Larceny	2,237	2,149
Motor Vehicle Theft	169	199
Arson	35	33
TOTALS	3,276	3,238
CHANGE =	+1.2%	

ROCKINGHAM COUNTY

	1988	1987
Homicide	2	6
Rape	45	23
Robbery	44	58
Aggravated Assault	392	329
Burglary	1,411	1,479
Larceny	5,006	4,787
Motor Vehicle Theft	790	670
Arson	104	54
TOTALS	7,794	7,406
CHANGE =	+5.2%	

STRAFFORD COUNTY

	1988	1987
Homicide	3	3
Rape	13	52
Robbery	14	10
Aggravated Assault	39	116
Burglary	460	626
Larceny	2,153	2,498
Motor Vehicle Theft	140	162
Arson	28	30
TOTALS	2,850	3,497
CHANGE =	-18.5%	

SULLIVAN COUNTY

	1988	1987
Homicide	-	-
Rape	23	15
Robbery	7	7
Aggravated Assault	27	27
Burglary	250	199
Larceny	720	633
Motor Vehicle Theft	63	43
Arson	13	8
TOTALS	1,103	932
CHANGE =	+18.3%	

BELKNAP COUNTY

	HOMICIDE	RAPE	ROBBERY	AGG. ASSAULT	SIMPLE ASSAULT	BURGLARY	LARCENY	MV THEFT	ARSON	TOTAL
ALTON	1				3	6	8	2		20
BELMONT				2	7	12	52	2		75
GILFORD		3	2	20	8	77	226	10	2	348
LACONIA	1	15	9	36	174	239	663	56	19	1212
MEREDITH			1	13	31	129	182	12	2	370
NEW HAMPTON						16	29			45
SANBORNTON				9		34	49	2		94
TILTON			5	1	18	18	114	6		162
BELKNAP S.O.		15				2	128			145
STATE POLICE	1	1		2	6		1		1	12
Total	3	34	17	83	247	533	1452	90	24	2483

38

CARROLL COUNTY

	HOMICIDE	RAPE	ROBBERY	AGG. ASSAULT	SIMPLE ASSAULT	BURGLARY	LARCENY	MV THEFT	ARSON	TOTAL
CONWAY	1	1	2	6	64	138	517	29	6	764
JACKSON							10			10
MOULTONBORO				2		22	48			72
WAKEFIELD			1	1	5	35	60	7		109
WOLFEBORO		1			7	15	111	6		140
CARROLL S.O.						24	38			62
STATE POLICE	1	1		10	20	60	69	10	8	179
Total	2	3	3	19	96	294	853	52	14	1336

CHESHIRE COUNTY

	HOMICIDE	RAPE	ROBBERY	AGG. ASSAULT	SIMPLE ASSAULT	BURGLARY	LARCENY	MV THEFT	ARSON	TOTAL
FITZWILLIAM				3	3	10	13	2		31
HINSDALE		1		13	1	22	72	6		115
JAFFREY			1	36	2	17	95	13	1	165
KEENE		17	7	15	165	140	808	30	25	1207
RICHMOND							1			1
RINDGE								1		1
SWANZEY		1		15	7	12	67	5	2	109
WINCHESTER				2	21	8	21	2		54
STATE POLICE	1	3	1	4	24	53	32	5	1	124
Total	1	22	9	88	223	262	1109	64	29	1807

68

COOS COUNTY

	HOMICIDE	RAPE	ROBBERY	AGG. ASSAULT	SIMPLE ASSAULT	BURGLARY	LARCENY	MV THEFT	ARSON	TOTAL
BERLIN			2	10	3	11	103	8		137
CARROLL						8	41	1		50
COLEBROOK				6	6	6	22	6		46
GORHAM		1			17	22	66	5		111
LANCASTER			1	13	8	10	58	9	5	104
NORTHUMBERLAND				5	9	13	32	2	1	62
STATE POLICE	1	3		8	21	51	70	4	28	186
Total	1	4	3	42	64	121	392	35	34	696

GRAFTON COUNTY

	HOMICIDE	RAPE	ROBBERY	AGG. ASSAULT	SIMPLE ASSAULT	BURGLARY	LARCENY	MV THEFT	ARSON	TOTAL
ASHLAND		2		21	2	20	65	6		116
BRISTOL				1	29	22	81	4		137
ENFIELD						8	27	3		38
HANOVER		1				36	214	6	2	259
HOLDERNESS				1	7	38	66	3		115
LEBANON		4	3	24	88	81	383	12	3	598
LINCOLN				1	3	29	235	4	1	273
LITTLETON				2	43	37	60	3		145
ORANGE						9	2	1	2	14
WATERVILLE VALLEY						2	88			90
WOODSTOCK				3		19	26	1		49
GRAFTON S.O.						1	1	1		3
STATE POLICE		1	2	11	32	72	49	3	3	173
Total		8	5	64	204	374	1297	47	11	2010

HILLSBOROUGH COUNTY

	HOMICIDE	RAPE	ROBBERY	AGG. ASSAULT	SIMPLE ASSAULT	BURGLARY	LARCENY	MV THEFT	ARSON	TOTAL
AMHERST	1	5		2	20	88	199	18	1	334
BEDFORD	1	2	1	23		102	403	21	4	557
GOFFSTOWN		1		24	43	44	279	22	1	414
GREENVILLE			1	5	16	17	13	1	1	54
HILLSBORO				1	24	43	85	11		164
HOLLIS					1	15	12	3		31
HUDSON		8	1	11	68	139	327	50	3	607
LITCHFIELD				2	2	14	51	2	1	72
MANCHESTER	6	34	77	75	1055	1750	4612	503	44	8156
MERRIMACK		2	3	7	54	113	284	25	2	490
MILFORD			1	4	3	8	27	3		46
NASHUA	3	35	27	18	210	548	2429	285	13	3568
PELHAM			1			33	73	12	6	125
PETERBOROUGH					9	16	96	7		128
STATE POLICE	1	4	1	12	24	52	45	9	4	152
Total	12	91	113	184	1529	2982	8935	972	80	14898

MERRIMACK COUNTY

	HOMICIDE	RAPE	ROBBERY	AGG. ASSAULT	SIMPLE ASSAULT	BURGLARY	LARCENY	MV THEFT	ARSON	TOTAL
ALLENSTOWN				17	16	29	64	12	6	144
BOSCAWEN		2		5	21	18	37	2	1	86
BOW					2	16	65	8		91
CONCORD		18	14	16	424	327	1276	83	15	2173
FRANKLIN		1	4	10	149	55	199	11	4	433
HOOKESETT			4	33	8	95	349	29	7	525
HOPKINTON				1	3	5	22			31
NEW LONDON				2		14	48			64
NORTHFIELD		2		2	8	9	30	6		57
PEMBROKE			2	3	9	26	86	6	1	133
PITTSFIELD					9	1	3	1		14
WEBSTER						5	4			9
MERRIMACK S.O.		1		1	4	4	4			14
STATE POLICE	2	4	3	18	58	66	50	11	1	213
Total	2	28	27	108	711	670	2237	169	35	3987

ROCKINGHAM COUNTY

	HOMICIDE	RAPE	ROBBERY	AGG. ASSAULT	SIMPLE ASSAULT	BURGLARY	LARCENY	MV THEFT	ARSON	TOTAL
ATKINSON						25	5	1		31
AUBURN						21	32	7		60
DERRY	1	13	3	41	162	241	507	108	41	1117
EPPING				2		14	34	2		52
EXETER		1	4	28	9	43	203	30	4	322
HAMPSTEAD				2	1	10	3	10		26
HAMPTON	1	9	1	84	39	221	536	72	8	971
KINGSTON				1		3	4	4		12
LONDONDERRY		1	2	32	21	96	436	38	25	651
NEW CASTLE					4		7	2		13
NEWINGTON			2	3	16	11	335	21	1	389
NEWMARKET				6	14	17	104	11		152
NEWTON					8	19	34	10		71
NORTH HAMPTON			2	1		18	66	6	1	94
NORTHWOOD				3		22	15	5		45
PLAISTOW		2	6	9	53	74	231	43	3	421
PORTSMOUTH		9	8	138	54	181	1033	86	10	1519
RAYMOND				9	12	44	124	6		195
RYE			1		5	11	73	3		93
SALEM		5	10	15	136	193	899	258	9	1525
SEABROOK			4	4	4	45	180	30		267
WINDHAM		1			9	90	123	29		252
STATE POLICE		4	1	14	28	12	22	8	2	91
Total	2	45	44	392	575	1411	5006	790	104	8369

STRAFFORD COUNTY

	HOMICIDE	RAPE	ROBBERY	AGG. ASSAULT	SIMPLE ASSAULT	BURGLARY	LARCENY	MV THEFT	ARSON	TOTAL
BARRINGTON					15	23	62		1	101
DOVER	2	4	3	7	180	82	744	36	7	1065
FARMINGTON				1	82	28	122	8	2	243
MILTON				4	1	13	39	4		61
ROCHESTER	1	6	6	8	163	216	822	60	9	1291
SOMERSWORTH		2	5	6	88	65	349	28	6	549
STATE POLICE		1		13	12	33	15	4	3	81
Total	3	13	14	39	541	460	2153	140	28	3391

44

SULLIVAN COUNTY

	HOMICIDE	RAPE	ROBBERY	AGG. ASSAULT	SIMPLE ASSAULT	BURGLARY	LARCENY	MV THEFT	ARSON	TOTAL
CHARLESTOWN				1	5	13	24	3		46
CLAREMONT		10	7	9	65	108	446	41	6	692
GRANTHAM						2	4	1	1	8
NEWPORT		6		5	62	62	193	10	5	343
PLAINFIELD				3		8	3	1		15
SUNAPEE				2	3	10	30	1		46
STATE POLICE		7		7	7	47	20	6	1	95
Total		23	7	27	142	250	720	63	13	1245

CRIME RATES PER COUNTY

<u>County</u>	<u>1988 Part I Offenses</u>	<u>1988 Crime Rate Per 1,000 Pop.</u>	<u>1988 Estimated Population</u>	<u>1987 Part I Offenses</u>	<u>1987 Crime Rate Per 1,000 Pop.</u>
Belknap	2,236	44.15	50,647	2,631	54.27
Carroll	1,240	36.32	34,145	1,371	42.02
Cheshire	1,584	22.41	70,677	1,543	22.41
Coos	632	17.70	35,702	678	19.37
Grafton	1,806	24.24	74,517	2,368	33.05
Hillsboro	13,369	39.92	334,912	11,971	37.00
Merrimack	3,276	27.69	118,314	3,238	28.68
Rockingham	7,794	32.88	237,043	7,406	32.44
Strafford	2,850	28.22	100,982	3,497	36.14
Sullivan	1,103	27.53	40,061	932	23.95
Total	35,890	32.72	1,097,000	35,635	33.71

Population figures provided by FBI.

1988 ARREST TOTALS

<u>Drug Offense Arrests</u>	<u>1988</u>	<u>1987</u>	
Adult	2,576	2,420	
Juvenile	252	262	
Total	2,828	2,682	+5.4%

<u>DWI Arrests</u>	<u>1988</u>	<u>1987</u>	
Adult	8,872	9,965	
Juvenile	173	189	
Total	9,045	10,154	-10.9%

<u>Liquor Law Arrests</u>	<u>1988</u>	<u>1987</u>	
Adult	3,580	4,516	
Juvenile	1,317	1,970	
Total	4,897	6,486	-24.5%

<u>Total Arrests for Part I & Part II Crimes</u>	<u>1988</u>	<u>1987</u>	
Adult	35,677	38,717	-7.9%
Juvenile	7,253	9,063	-20.0%
Total	42,930	47,780	-10.2%

REGION 1
 STATE OF NEW HAMPSHIRE
 DEPARTMENT OF SAFETY
 DIVISION OF STATE POLICE
 PROGRAM: ASR03

UNIFORM CRIME REPORTING SUBSYSTEM

STATE JUVENILE ARREST REPORT

PAGE 1
 DATES: 06/09/81

1988

1988

SEX	10 AND UNDER	11	12	13	14	15	16	17	TOTAL	--ETHNIC ORIGIN-- HISPANIC	-----RACE----- WHITE BLACK INDIAN PAC. ISLE					
OFFENSE:	01A--MURDER AND NONNEGLIGENT MANSLAUGHTER:															
M							1	1	2				2			
OFFENSE:	01B--MANSLAUGHTER BY NEGLIGENCE:															
M						1	1	1	3				3			
OFFENSE:	02 --FORCIBLE RAPE:															
M				2	3	2	1		8				8			
F								1	1				1			
--				2	3	2	1	1	9				9			
OFFENSE:	03 --ROBBERY:															
M			1		1	4	6	15	27				26			1
F						1	1	1	3				3			
--			1		1	5	7	16	30				29			1
OFFENSE:	04 --AGGRAVATED ASSAULT:															
M		2		2	4	4	6	16	34				34			
F					2	1		2	5				5			
--		2		2	6	5	6	18	39				39			
OFFENSE:	05 --BURGLARY, BREAKING AND ENTERING:															
M	8	9	7	27	50	48	84	99	332				330		2	
F	2	1	1	2	6	5	4	2	23				23			
--	10	10	8	29	56	53	88	101	355				353		2	
OFFENSE:	06 --LARCENY--THEFT (EXCEPT AUTO THEFT):															
M	32	19	38	84	107	167	228	255	930				895		19	16
F	16	10	14	24	35	58	79	81	317				312			5
--	48	29	52	108	142	225	307	336	1247				1207		19	21
OFFENSE:	07 --MOTOR-VEHICLE THEFT:															
M			1	8	10	26	32	21	98				95		1	2
F				1	2	5	1	1	10				10			
--			2	10	15	26	33	22	108				105		1	2
OFFENSE:	08 --OTHER ASSAULTS:															
M	9	6	13	13	25	42	56	44	208				201		5	2
F	1	2	2	8	12	17	10	14	66				66			
--	10	8	15	21	37	59	66	58	274				267		5	2

47

REGION 1
 STATE OF NEW HAMPSHIRE
 DEPARTMENT OF SAFETY
 DIVISION OF STATE POLICE
 PROGRAM: ASR03

UNIFORM CRIME REPORTING SUBSYSTEM

STATE JUVENILE ARREST REPORT

PAGE 2
 DATES: 06/09/89

1988

1988

SEX	10 AND UNDER							TOTAL	--ETHNIC ORIGIN--		-----RACE-----		
	11	12	13	14	15	16	17		HISPANIC	WHITE	BLACK	INDIAN	PAC. ISLE
OFFENSE: 09 --ARSON:													
M	3	1	2	1	1			8			6		2
F			1	2				3			3		
--	3	1	2	1	3	1		11			9		2
OFFENSE: 10 --FORGERY AND COUNTERFEITING:													
M					1	4	4	9			9		
F						2	3	5			5		
--					1	6	7	14			14		
OFFENSE: 11 --FRAUD:													
M				1			1	2			2		
F						1	3	4			4		
--				1		1	4	6			6		
OFFENSE: 12 --EMBEZZLEMENT:													
M		1						1			1		
OFFENSE: 13 --STOLEN PROPERTY; BUYING, RECEIVING, POSSESSING:													
M	1	2	4	12	20	36	41	116			111	2	3
F				5	1	2	5	13			13		
--	1	2	4	17	21	38	46	129			124	2	3
OFFENSE: 14 --VANDALISM:													
M	20	11	10	20	32	58	96	314			309	3	2
F			1	3	4	7	1	23			22		1
--	20	11	11	23	36	65	97	337			331	3	3
OFFENSE: 15 --WEAPONS; CARRYING, POSSESSING, ETC.:													
M					1	1	5	7			7		
F				1				1			1		
--				1	1	1	5	8			8		
OFFENSE: 16 --PROSTITUTION AND COMMERCIALIZED VICE:													
M					1			1			1		
OFFENSE: 17 --SEX OFFENSES (EXCEPT FORCIBLE RAPE AND PROSTITUTION):													
M	4	1	3	2	7	7	6	5	35			34	1
F	2			2	1	1	1	6			6		
--	6	1	3	2	9	8	7	41			40	1	

48

REGION 1
 STATE OF NEW HAMPSHIRE
 DEPARTMENT OF SAFETY
 DIVISION OF STATE POLICE
 PROGRAM: ASR03

UNIFORM CRIME REPORTING SUBSYSTEM

STATE JUVENILE ARREST REPORT

PAGE 4
 DATES: 06/09/89

1 9 8 8

1 9 8 8

SEX	10 AND UNDER									TOTAL	--ETHNIC ORIGIN--			-----RACE-----					
	11	12	13	14	15	16	17	HISPANIC	WHITE		BLACK	INDIAN	PAC.	ISLE					
OFFENSE:	20	--OFFENSES AGAINST FAMILY AND CHILDREN:																	
M	2				1	1	4	3		11				11					
F					1	1				2				2					
--	2				2	2	4	3		13				13					
OFFENSE:	21	--DRIVING UNDER THE INFLUENCE:																	
M					1		28	119		149				149					
F						1	6	17		24				24					
--	1				1	2	34	136		173				173					
OFFENSE:	22	--LIQUOR LAWS:																	
M	1	1		3	22	86	259	594		966				957	4		5		
F			1	8	22	56	100	164		351				349	2				
--	1	1	1	11	44	142	359	758		1317				1306	6		5		
OFFENSE:	23	--DRUNKEDNESS:																	
M	1			4	8	19	35	65		132				131	1				
F				1	2	9	13	22		47				45			2		
--	1			5	10	28	48	87		179				176	1		2		
OFFENSE:	24	--DISORDERLY CONDUCT:																	
M	1	5	8	13	25	44	65	74		235				229	1		5		
F	2		1	1	4	6	6	14		34				33	1				
--	3	5	9	14	29	50	71	88		269				262	2		5		
OFFENSE:	25	--VAGRANCY:																	
M								1		1				1					
OFFENSE:	26	--ALL OTHER OFFENSES (EXCEPT TRAFFIC):																	
M	15	20	23	60	109	172	246	374		1019				994	6		19		
F	4	1	9	21	46	65	62	90		298				294	2		2		
--	19	21	32	81	155	237	308	464		1317				1288	8		21		
OFFENSE:	27	--TRUANCY:																	
M	4	3	8	22	31	49	21	14		152				151			1		
F			1	8	18	14	10	4		55				54			1		
--	4	3	9	30	49	63	31	18		207				205			2		
OFFENSE:	28	--INCORRIGIBLE:																	
M	8	4	8	10	7	24	29	15		105				105					
F		1	1	10	12	19	12	7		62				62					
--	8	5	9	20	19	43	41	22		167				167					

50

REGION 1
 STATE OF NEW HAMPSHIRE
 DEPARTMENT OF SAFETY
 DIVISION OF STATE POLICE
 PROGRAM: ASR03

UNIFORM CRIME REPORTING SUBSYSTEM

PAGE 5
 DATES: 06/09/89

STATE JUVENILE ARREST REPORT

1 9 8 8

1 9 8 8

SEX	10 AND UNDER		11	12	13	14	15	16	17	TOTAL	--ETHNIC ORIGIN--		-----RACE-----				
											HISPANIC	WHITE	BLACK	INDIAN	PAC. ISLE		
OFFENSE:	29	--RUNAWAY:															
M	5	4	8	26	53	90	77	49		312		305	6	1			
F	5	1	8	43	102	108	94	70		431		422	2	7			
--	10	5	16	69	155	198	171	119		743		727	8	8			
***GRAND-TOTAL:																	
--	146	102	173	432	799	1270	1799	2532		7253		7117	59	77			
DISPOSITION:	(1)WITHIN DEPT.- 3104. (2)JUVENILE- 3083. (3)WELFARE- 151. (4)OTHERS POLICE 121. (5)CRIMINAL OR ADULT CT.- 794.																

REGION 1
 STATE OF NEW HAMPSHIRE
 DEPARTMENT OF SAFETY
 DIVISION OF STATE POLICE
 PROGRAM: ASR03

UNIFORM CRIME REPORTING SUBSYSTEM

PAGE 6
 DATES: 06/09/89

STATE ADULT ARREST REPORT

1988

1988

SEX	18	19	20	21	22	23	24	25-	30-	35-	40-	45-	50-	55-	60-	65+	TOTAL	-ETHNIC ORIGIN-			-----RACE-----																							
								29	34	39	44	49	54	59	64	OVER		HISPANIC	WHITE	BLK	IN PAC.	ISLE																						
OFFENSE: 01A--MURDER AND NONNEGLIGENT MANSLAUGHTER*																																												
M				1	1				3		1			1			7			6		1																						
F									1								1			1																								
--				1	1				4		1			1			8			7		1																						
OFFENSE: 01B--MANSLAUGHTER BY NEGLIGENCE*																																												
M	1	1	2		1	1	3			2	1			1			13			12		1																						
F			1														1			1																								
--	1	1	3		1	1	3			2	1			1			14			13		1																						
OFFENSE: 02 --FORCIBLE RAPE*																																												
M	3	3	3	1	4	2	2	15	19	15	8	4	3	1	2	2	87			79	2	6																						
OFFENSE: 03 --ROBBERY*																																												
M	13	10	12	5	2	5	5	24	9	1			1				87			79	6	2																						
F		1	3	2				1	1								8			8																								
--	13	11	15	7	2	5	5	25	10	1			1				95			87	6	2																						
OFFENSE: 04 --AGGRAVATED ASSAULT*																																												
M	11	19	8	21	24	13	14	78	46	31	15	9	5	1	1	2	298			285	9	4																						
F			2	6		2	4	7	3		5	1					30			26	2	1	1																					
--	11	19	10	27	24	15	18	85	49	31	20	10	5	1	1	2	328			311	11	1	5																					
OFFENSE: 05 --BURGLARY, BREAKING AND ENTERING*																																												
M	126	85	62	47	44	35	21	70	39	26	6	2	2	1	1	1	568			543	20	5																						
F	7	7	4	1	1	1		4	2	1							28			27		1																						
--	133	92	66	48	45	36	21	74	41	27	6	2	2	1	1	1	596			570	20	6																						
OFFENSE: 06 --LARCENY--THEFT (EXCEPT AUTO THEFT)*																																												
M	256	160	105	100	75	103	74	330	208	131	97	52	33	32	19	26	1801			1699	32	14	56																					
F	71	62	52	35	36	36	28	161	126	67	67	31	27	21	10	16	846			801	14	6	25																					
--	327	222	157	135	111	139	102	491	334	198	164	83	60	53	29	42	2647			2500	46	20	81																					
OFFENSE: 07 --MOTOR-VEHICLE THEFT*																																												
M	24	12	7	8	13	4	4	26	15	7	5	1	1				127			117	3	7																						
F	3					1		4	4	1	1	1					11			11																								
--	27	12	7	8	13	5	4	26	19	8	6	2	1				138			128	3	7																						
OFFENSE: 08 --OTHER ASSAULTS:																																												
M	94	98	84	85	117	111	108	537	334	191	88	54	26	15	16	6	1964			1893	45	3	23																					
F	21	21	22	17	12	21	16	71	60	31	15	15	3	3	1	2	331			325	2	2	2																					
--	115	119	106	102	129	132	124	608	394	222	103	69	29	18	17	8	2295			2218	47	5	25																					

52

REGION 1
 STATE OF NEW HAMPSHIRE
 DEPARTMENT OF SAFETY
 DIVISION OF STATE POLICE
 PROGRAM: ASR03

UNIFORM CRIME REPORTING SUBSYSTEM
 STATE ADULT ARREST REPORT

PAGE 7
 DATES: 06/09/89

1988

1988

SEX	18	19	20	21	22	23	24	25-29	30-34	35-39	40-44	45-49	50-54	55-59	60-64	65+ OVER	TOTAL	-ETHNIC ORIGIN- HISPANIC	-----RACE----- WHITE BLK IN PAC. ISLE
OFFENSE: 09 --ARSON:																			
M	1	3		1	1	1	1	7	7	3	1		1				27		25 1 1
F								1			1						2		2
--	1	3		1	1	1	1	8	7	3	2		1				29		27 1 1
OFFENSE: 10 --FORGERY AND COUNTERFEITING:																			
M	13	9	12	13	11	6	12	27	21	12	6	1					143		137 4 2
F	9	7	8	14	1	6	3	5	8	6	2	1	1				67		65 1 1
--	18	16	20	27	12	12	15	32	29	18	8	2	1				210		202 5 3
OFFENSE: 11 --FRAUD:																			
M	8	21	10	14	13	14	13	78	50	42	30	8	3	4			308		295 6 5
F	4	10	11	15	11	17	12	70	41	20	13	12	3	2	1		242		237 5 1
--	12	31	21	29	24	31	25	148	91	62	43	20	6	6	1		550		532 13 5
OFFENSE: 12 --EMBEZZLEMENT:																			
M								3	1			1					5		5
F									1								1		1
--								3	2			1					6		6
OFFENSE: 13 --STOLEN PROPERTY; BUYING; RECEIVING; POSSESSING:																			
M	75	68	34	38	23	28	9	63	35	17	9	5	2	1	1	2	410		387 14 9
F	6	3	1	4	2	3	3	4	4	2		1				2	35		35
--	81	71	35	42	25	31	12	67	39	19	9	6	2	1	1	4	445		422 14 9
OFFENSE: 14 --VANDALISM:																			
M	58	65	41	50	35	39	31	107	62	30	10	10	3	3	1		545		534 7 4
F	10	4	2	4	2	2	5	13	6	2	5	2		1		2	60		59 1 1
--	68	69	43	54	37	41	36	120	68	32	15	12	3	4	1	2	605		593 7 4
OFFENSE: 15 --WEAPONS; CARRYING, POSSESSING, ETC.:																			
M	9	7	6	10	5	5	4	38	21	11	12	5	2	1		1	137		132 1 4
F				1			1	2	1	1							6		6
--	9	7	6	11	5	5	5	38	23	12	13	5	2	1		1	143		138 1 4
OFFENSE: 16 --PROSTITUTION AND COMMERCIALIZED VICE:																			
M				2		1		1	2	1	1						8		8
F		1															1		1
--		1		2		1		1	2	1	1						9		9

REGION 1
 STATE OF NEW HAMPSHIRE
 DEPARTMENT OF SAFETY
 DIVISION OF STATE POLICE
 PROGRAM: ASR03

UNIFORM CRIME REPORTING SUBSYSTEM
 STATE ADULT ARREST REPORT

PAGE 8
 DATES: 06/09/89

1988

1988

SEX	18	19	20	21	22	23	24	25-29	30-34	35-39	40-44	45-49	50-54	55-59	60-64	65+	OVER	TOTAL	-ETHNIC ORIGIN- HISPANIC	-----RACE----- WHITE BLK IN PAC. ISLE	
OFFENSE: 17 --SEX OFFENSES (EXCEPT FORCIBLE RAPE AND PROSTITUTION):																					
M	9	10	8	12	14	9	12	52	36	21	26	7	12	8	9	1	244		236	4	4
F		1						2			1						4		4		4
--	9	11	6	12	14	9	12	54	36	21	27	7	12	8	9	1	248		240	4	4
OFFENSE: 18A--SALES/MANUFACTURING OF OPIUM, COCAINE, AND THEIR DERIVATIVES:																					
M	9	9	9	17	11	14	5	43	57	27	7	5	1	2			216		178	17	21
F	1	3	4	3	1	4	6	20	8	2	4	3					59		54	1	4
--	10	12	13	20	12	18	11	63	65	29	11	8	1	2			275		232	18	25
OFFENSE: 18B--SALES/MANUFACTURING OF MARIJUANA:																					
M	12	13	15	20	15	10	6	43	19	6	5	1	1	1			167		166	1	
F	1	1	2	3	1	2	3	10	6	6	1						36		36		
--	13	14	17	23	16	12	9	53	25	12	6	1	1	1			203		202	1	
OFFENSE: 18C--SALES/MANUFACTURING OF SYNTHETIC NARCOTICS:																					
M	2				1		1	2	1		1						8		8		
F								2		1							3		3		
--	2				1		1	4	1	1	1						11		11		
OFFENSE: 18D--SALES/MANUFACTURING OF DANGEROUS NON-NARCOTIC DRUGS:																					
M					1			1	1								3		3		
F									1								1		1		
--					1			1	2								4		4		
SUBTOTAL SALES/MANUFACTURING OF DRUGS:																					
--	25	26	30	43	30	30	21	121	93	42	18	9	2	3			493		449	19	25
OFFENSE: 18E--POSSESSION OF OPIUM, COCAINE, AND THEIR DERIVATIVES:																					
M	19	14	18	16	17	17	24	101	54	30	17	5	2	1	1		336		306	10	20
F	3	2	3	4	6	7	2	21	11	10	2						71		68	2	1
--	22	16	21	20	23	24	26	122	65	40	19	5	2	1	1		407		374	12	21
OFFENSE: 18F--POSSESSION OF MARIJUANA:																					
M	180	169	125	122	100	98	73	335	146	71	25	8	2	2		1	1457		1432	11	14
F	24	10	10	11	15	10	8	46	32	10	4						180		175	1	4
--	204	179	135	133	115	108	81	381	178	81	29	8	2	2		1	1637		1607	12	18
OFFENSE: 18G--POSSESSION OF SYNTHETIC NARCOTICS:																					
M	1	4		1	2	4		5	3	2	1	2					25		25		
F				1	1			2	2	1							7		7		
--	1	4		2	2	5		7	5	3	1	2					32		32		

REGION 1
 STATE OF NEW HAMPSHIRE
 DEPARTMENT OF SAFETY
 DIVISION OF STATE POLICE
 PROGRAM: ASR03

UNIFORM CRIME REPORTING SUBSYSTEM
 STATE ADULT ARREST REPORT

PAGE 9
 DATES: 06/09/89

1988

1988

SEX	18	19	20	21	22	23	24	25-29	30-34	35-39	40-44	45-49	50-54	55-59	60-64	65+ OVER	TOTAL	-ETHNIC ORIGIN- HISPANIC	-----RACE----- WHITE BLK IN PAC. ISLE
OFFENSE: 18H--POSSESSION OF DANGEROUS NON-NARCOTIC DRUGS:																			
M	1							2		2							5		5
F				1					1								2		2
--	1			1				2	1	2							7		7
SUBTOTAL: POSSESSION OF DRUGS																			
--	228	199	156	156	140	137	107	512	249	126	49	15	4	3	1	1	2083		2020 24 39
**TOTAL: DRUG OFFENSES:																			
--	253	225	186	199	170	167	128	633	342	168	67	24	6	6	1	1	2576		2469 43 64
OFFENSE: 19C--ALL OTHER GAMBLING:																			
M					3			3	1	1	2	6	1	1		1	19		18 1
F								4	5		2	2	2				15		15
--					3			7	6	1	4	8	3	1		1	34		33 1
OFFENSE: 20 --OFFENSES AGAINST FAMILY AND CHILDREN*																			
M	3	2			2		2	6	2	13	1	3					34		34
F		1				1		4		3	1						10		9 1
--	3	3			2	1	2	10	2	16	2	3					44		43 1
OFFENSE: 21 --DRIVING UNDER THE INFLUENCE:																			
M	219	270	272	407	366	417	412	1868	1251	851	532	324	175	126	79	68	7637		7501 45 5 86
F	52	32	48	67	66	68	59	317	220	125	77	50	32	18	8	16	1235		1232 2 1
--	251	302	320	474	432	485	471	2185	1471	976	609	374	207	144	87	84	8872		8733 47 5 87
OFFENSE: 22 --LIQUOR LAWS:																			
M	879	853	639	110	82	76	48	167	87	44	21	16	4	5	5		3036		3010 10 3 13
F	169	194	84	14	10	13	4	30	9	7	3	2	1	2	2		544		544
--	1048	1047	723	124	92	89	52	197	96	51	24	18	5	7	7		3580		3554 10 3 13
OFFENSE: 23 --DRUNKEDNESS:																			
M	83	67	55	72	53	86	73	361	360	223	116	44	44	22	24	18	1701		1678 7 1 15
F	55	11	13	12	10	14	14	62	37	23	25	7	4	3	3	1	274		274
--	118	78	68	84	63	100	87	423	397	246	141	51	48	25	27	19	1975		1952 7 1 15
OFFENSE: 24 --DISORDERLY CONDUCT:																			
M	145	104	92	106	99	80	68	296	185	61	43	18	20	8	3	5	1333		1287 19 2 25
F	21	14	11	17	11	27	20	51	36	19	22	8	7	2		1	267		258 1 3 5
--	166	118	103	123	110	107	88	347	221	80	65	26	27	10	3	6	1600		1545 20 5 30

55

REGION 1
 STATE OF NEW HAMPSHIRE
 DEPARTMENT OF SAFETY
 DIVISION OF STATE POLICE
 PROGRAM: ASR03

UNIFORM CRIME REPORTING SUBSYSTEM

PAGE 10
 DATES: 06/09/89

STATE ADULT ARREST REPORT

1988

1988

SEX	18	19	20	21	22	23	24	25-	30-	35-	40-	45-	50-	55-	60-	65+	OVER	TOTAL	-ETHNIC ORIGIN- HISPANIC	-----RACE----- WHITE BLK IN PAC. ISLE			
OFFENSE: 25 --VAGRANCY:																							
M			1	1	1			5	3			1							12	12			
F				1				1			1								3	3			
--			1	2	1			6	3		1	1							15	15			
OFFENSE: 26 --ALL OTHER OFFENSES (EXCEPT TRAFFIC):																							
M	540	517	484	509	467	429	392	1610	969	532	311	155	78	53	42	30		7118		6955	60	14	89
F	92	80	82	83	83	107	71	293	224	111	81	45	22	18	11	7		1410		1391	8	2	9
--	632	597	566	592	550	536	463	1903	1193	643	392	200	100	71	53	37		8528		8346	68	16	98
***GRAND-TOTALS																							
--	3299	3058	2466	2105	1870	1951	1682	7507	4894	2854	1729	928	525	358	240	211		35677		34772	375	58472	

UNIFORM CRIME REPORTING DEFINITIONS PART II OFFENSES

- 08. Other Assaults** - Assaults and attempted assaults where no weapon was used or which did not result in serious or aggravated injury to the victim are included as other assaults.
- 10. Forgery and Counterfeiting** - In this class are all offenses dealing with the making, altering, uttering, or possessing, with intent to defraud, anything false in the semblance of that which is true.
- 11. Fraud** - Fraudulent conversion and obtaining money or property by false pretenses. Includes bad checks, confidence games, etc., except forgeries and counterfeiting.
- 12. Embezzlement** - Misappropriation or misapplication of money or property entrusted to one's care, custody, or control.
- 13. Stolen Property; Buying, Receiving, Possessing** - Included are all offenses of buying, receiving, and possessing stolen property, as well as all attempts to commit any of these offenses.
- 14. Vandalism** - Willful or malicious destruction, injury, disfigurement, or defacement of any public or private property without consent of the owner or person having custody or control of such property. This offense covers a wide range of malicious behavior directed at property, such as: cutting auto tires, drawing obscene pictures on public restroom walls, smashing windows, destroying school records, tipping over gravestones, etc. Count all arrests for the above, including attempts.
- 15. Weapons; Carrying, Possessing, etc.** - This class deals with weapon offenses, regulatory in nature, such as:
- Manufacture, sale or possession of deadly weapons;
 - Carrying deadly weapons, concealed or openly;
 - Using, manufacturing, etc. silencers;
 - Furnishing deadly weapons to minors;
 - Aliens possessing deadly weapons; and
 - All attempts to commit any of the above.
- 16. Prostitution and Commercialized Vice** - Sex offenses of a commercialized nature, such as:
- Prostitution;
 - Keeping a bawdy house, disorderly house, or house of ill fame;
 - Pandering, procuring, transporting, or detaining women for immoral purposes, etc; and
 - All attempts to commit any of the above.

- 17. Sex Offenses** - (Except forcible rape, prostitution, and commercialized vice.) Included are offenses against chastity, common decency, morals, and the like, such as:

Adultery and fornication;
Buggery;
Incest;
Indecent exposure;
Indecent liberties;
Seduction;
Sodomy or crime against nature;
Statutory rape (no force); and
All attempts to commit any of the above.

- 18. Drug Abuse Violations** - Included are all arrests for violations of state and local laws, specifically those relating to the unlawful possession, sale, use, growing, manufacturing, and making of narcotic drugs. The following are subdivisions of narcotic drug law arrests:

- (A) Opium or cocaine and their derivatives (morphine, heroin, codeine)
- (B) Marijuana
- (C) Synthetic narcotics - manufactured narcotics which can cause true drug addiction (demerol, methadones)
- (D) Dangerous nonnarcotic drugs (barbiturates, benzedrine)

- 19. Gambling** - All charges which relate to promoting, permitting or engaging in gambling are included in this category. To provide a more refined collection of gambling arrests, the following breakdown should be furnished:

- A. Bookmaking (horse and sport book)
- B. Numbers and lottery
- C. All other

- 20. Offenses Against the Family and Children** - All charges of nonsupport and neglect or abuse of family and children, such as:

Desertion, abandonment, or nonsupport of spouse or child;
Neglect or abuse of child (if injury is serious, score as aggravated assault);
Nonpayment of alimony; and
All attempts to commit any of the above.

- 21. Driving Under the Influence** - The driving or operating of any vehicle or common carrier while drunk or under the influence of liquor or narcotics.

- 22. Liquor Laws** - With the exception of "drunkenness" (offense 23) and "driving under the influence" (offense 21) liquor law violations, state or local, are placed in this class. Included are:
- Manufacture, sale, transporting, furnishing, possessing etc., intoxicating liquor;
 - Maintaining unlawful drinking places;
 - Bootlegging;
 - Operating still;
 - Furnishing liquor to a minor or intemperate person;
 - Using a vehicle for illegal transportation of liquor;
 - Drinking on train or public conveyance; and
 - All attempts to commit any of the above.
- 23. Drunkenness** - Included are all offenses of drunkenness or intoxication, with the exception of "driving under the influence" (offense 21).
- 24. Disorderly Conduct** - In this class are all charges of committing a breach of the peace. Include:
- Affray;
 - Unlawful assembly;
 - Disturbing the peace;
 - Disturbing meetings;
 - Disorderly conduct in state institutions, at court, at fairs, on trains, or public conveyances, etc.;
 - Blasphemy, profanity, and obscene language;
 - Desecrating the flag;
 - Refusing to assist an officer; and
 - All attempts to commit any of the above.
- 25. Vagrancy** - Persons prosecuted on the charge of being a "suspicious character or person, etc." are included in this class: Vagrancy; Begging; Loitering (persons 18 and over); and Vagabondage.
- 26. All Other Offenses** - Included in this class are every other state and local offense (except traffic violations) not included in offenses 1 to 25.
- 27. Truancy** - Reported only in the New Hampshire State Juvenile Arrest Report.
- 28. Incurable** - Reported only in the New Hampshire State Juvenile Arrest Report.
- 29. Runaways** - Includes apprehensions for protective custody as defined by local statute. Arrests of runaways from one jurisdiction by another agency should be counted by the home jurisdiction.