

United States General Accounting Office

Fact Sheet for the Chairman
Ranking Minority Member
on Government Operations, House of
Representatives

WAR ON DRUGS

Report on the
Drug War
Over the Past 10 Years



139552

139552

U.S. Department of Justice
National Institute of Justice

This document has been reproduced exactly as received from the person or organization originating it. Points of view or opinions stated in this document are those of the authors and do not necessarily represent the official position or policies of the National Institute of Justice.

Permission to reproduce this material has been granted by

Public Domain

U.S. Department of Justice

to the National Criminal Justice Reference Service (NCJRS).

Further reproduction outside of the NCJRS system requires permission of the owner.



United States
General Accounting Office
Washington, D.C. 20548

139552

General Government Division

B-248687

May 27, 1992

The Honorable John Conyers, Jr.
Chairman
The Honorable Frank Horton
Ranking Minority Member
Committee on Government Operations
House of Representatives

NCJRS

NOV 18 1992

ACQUISITIONS

This fact sheet responds to your March 18, 1992, letter regarding the apparently greater availability of heroin in the United States. Specifically, you were concerned about changes in heroin's street price and purity levels--two indicators of heroin availability. You asked us to provide available data for the past 10 years on heroin price and purity levels and on heroin seizures. You also asked us to comment on whether progress has been made to reduce the frequency of double-counting of drug seizures caused by multiple agencies reporting the same seizure. In addition, you asked us to provide data specifically on New York City heroin seizures. We briefed your staff on the results of our work on May 15, 1992.

RESULTS

Price and purity information on heroin is developed by the Drug Enforcement Administration (DEA) through its Domestic Monitor Program. The program's objective is to monitor the retail-level heroin situation. This objective is accomplished by making undercover heroin purchases in selected U.S. cities and analyzing the heroin for price, purity, adulterants/diluents, and geographic source area.

A comparison of average heroin price and purity levels reported through DEA's Domestic Monitor Program over the past 10 years shows that the price of heroin per milligram decreased slightly from \$2.72 in 1982 to \$2.12 in 1991, and the purity level (the percent of pure heroin) increased from 7.1 percent in 1982 to 27.6 percent in 1991. During this same period, the price of heroin per milligram in the New York City area decreased from \$1.35 in 1982 to \$0.75 in 1991, and purity increased from 3.8 percent in 1982 to 48.4 percent in 1991.

There have been fluctuations in both price and purity levels of heroin over the last 10 years. For example, from 1989 to 1990, the average price increased from \$1.79 to \$4.36 per

milligram and decreased to \$2.12 in 1991. The average purity level from 1989 to 1990 decreased from 25.2 percent to 18.2 percent, then increased in 1991 to 27.6 percent.

Regarding drug seizure data, the accurate reporting of the quantities of drugs seized by federal law enforcement agencies has been a long-standing problem because of the double-counting that may occur. When multiple agencies are jointly involved in a drug seizure, sometimes each agency takes credit for the total amount of drugs seized. The Federal-wide Drug Seizure System (FDSS) was designed to eliminate double-counting of drug seizures by assigning a single control number to each seizure. An example of the double-counting that can occur can be seen in appendix I, which compares the total heroin seizures reported through FDSS with the sum of the seizures reported by the individual agencies.

Data from FDSS, which became fully operational in fiscal year 1989, show that heroin seizures by all federal agencies increased from 2,415 pounds in 1989 to 3,034 pounds in 1991, a 26-percent increase.

Heroin seizure data provided by the New York City Police Department showed that the quantity seized decreased from 1,089 pounds in 1989 to 89 pounds in 1991. (The 1989 seizure quantity includes one case in which 832 pounds was seized.)

Details on heroin price and purity levels for the past 10 years are included in appendix II. Seizure data for the same time period are included in appendix III. Heroin seizure data for the Federal Bureau of Investigation are not included because a Bureau official said drug-specific seizure statistics are not maintained.

OBJECTIVES, SCOPE, AND METHODOLOGY

Our objectives were to (1) gather data for the past 10 years on the price and purity levels of heroin and the quantities of heroin seized and (2) comment on double-counting of drug seizure data. We were also asked to provide information on heroin seizures by the New York City Police Department.

To address these objectives, we reviewed statistics on price and purity levels from DEA's Domestic Monitor Program and drug seizure statistics from FDSS. We discussed heroin seizure statistics with officials of DEA, the Customs Service, the Immigration and Naturalization Service, the Federal Bureau of Investigation, and the Coast Guard. We obtained seizure statistics that they maintain on heroin seizures. We also obtained heroin seizure statistics from the New York City Police

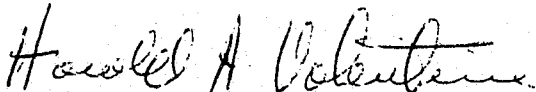
B-248687

Department. We did not test the FDSS data or the seizure data provided by the agencies for accuracy.

We discussed the information in this report with DEA officials. They provided comments and suggestions to clarify some information, and we incorporated these suggestions where appropriate.

- - - - -
As agreed with the Committee, we plan no further distribution of this report until 30 days from the date of this letter, unless you publicly announce its contents earlier. At that time, we will make copies available upon request.

The major contributors to this fact sheet are listed in appendix IV. If you have any questions concerning this report, please call me at (202) 566-0026.



Harold A. Valentine
Associate Director, Administration
of Justice Issues

C O N T E N T S

	<u>Page</u>	
LETTER	1	
APPENDIXES		
I	COMPARISON OF FEDERAL-WIDE SEIZURES OF HEROIN TO INDIVIDUAL AGENCIES' SEIZURES	6
II	NATIONAL HEROIN PRICE AND PURITY LEVEL DATA	7
III	QUANTITIES OF HEROIN SEIZED BY FEDERAL AGENCIES	11
IV	MAJOR CONTRIBUTORS TO THIS FACT SHEET	17
TABLES		
II.1	National Average Price per Milligram for Heroin Purchases, Fiscal Years 1982-1991	7
II.2	New York City Average Price per Milligram for Heroin Purchases, Fiscal Years 1982-1991	8
II.3	National Average Purity Level for Heroin Purchases, Fiscal Years 1982-1991	9
II.4	New York City Average Purity Level for Heroin Purchases, Fiscal Years 1982-1991	10
III.1	Federal-Wide Heroin Seizures, Fiscal Years 1989-1991	11
III.2	DEA Seizures of Heroin, Fiscal Years 1982-1991	12
III.3	U.S. Customs Service Seizures of Heroin, Fiscal Years 1982-1991	13
III.4	Immigration and Naturalization Service Seizures of Heroin, Fiscal Years 1982-1991	14
III.5	U.S. Coast Guard Seizures of Heroin, Fiscal Years 1982-1991	15
III.6	New York City Police Department Seizures of Heroin, Calendar Years 1982-1991	16

FIGURE

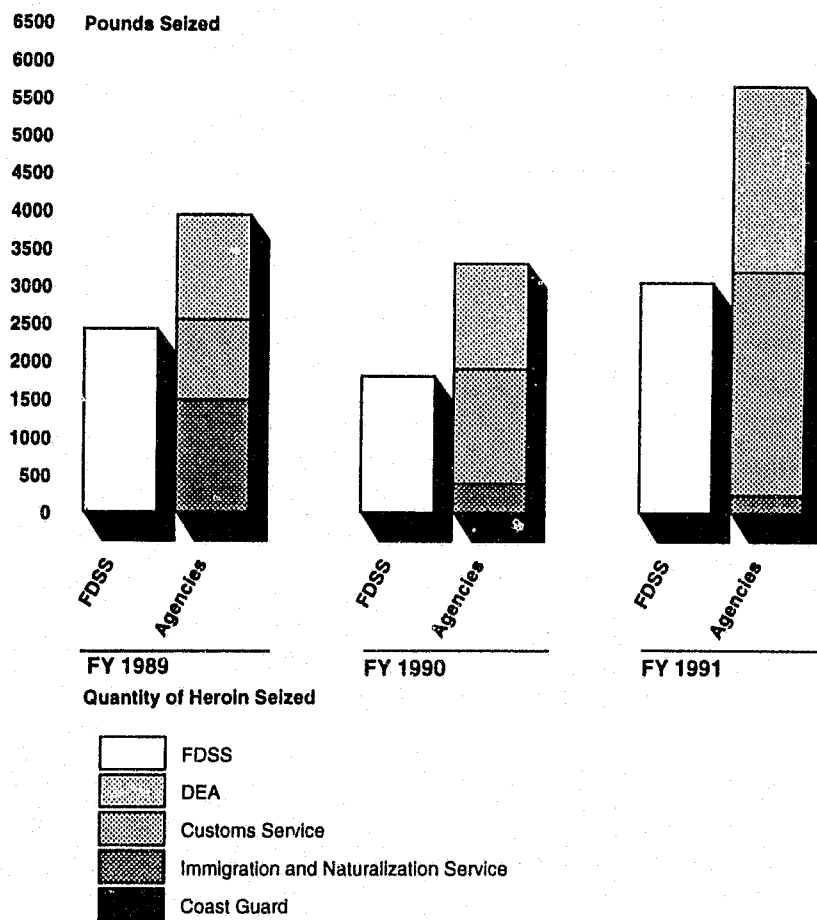
I.1 Comparison of Heroin Seizures, FDSS Versus
Individual Agencies, Fiscal Years 1989-1991 6

ABBREVIATIONS

DEA Drug Enforcement Administration
FDSS Federal-wide Drug Seizure System

**COMPARISON OF FEDERAL-WIDE SEIZURES
OF HEROIN TO INDIVIDUAL AGENCIES' SEIZURES**

**Figure I.1: Comparison of Heroin Seizures, FDSS Versus
Individual Agencies, Fiscal Years 1989-1991**



Note: Coast Guard seizures for these years were less than 1 pound.

NATIONAL HEROIN PRICE AND
PURITY LEVEL DATA

Table II.1: National Average Price per Milligram for Heroin Purchases, Fiscal Years 1982-1991

Fiscal year	Price per milligram
1982	\$2.72
1983	2.89
1984	3.56
1985	a
1986	a
1987	a
1988	2.66
1989	1.79
1990	4.36
1991	2.12

Note: The national average price is a weighted average based on the price of drug purchases made in the participating DEA division cities.

^aThere were no price data available for 1985, 1986, and 1987. The Domestic Monitor Program was not run during these years because of a manpower shortage within the DEA Laboratory System.

Source: DEA.

Table II.2: New York City Average Price per Milligram for Heroin Purchases, Fiscal Years 1982-1991

Fiscal year	Price per milligram
1982	\$1.35
1983	1.72
1984	1.46
1985	a
1986	a
1987	a
1988	1.81
1989	1.64
1990	1.80
1991	0.75

Note: The average price is a weighted average based on the price of drug purchases made in New York City.

^aThere were no price data available for 1985, 1986, and 1987. The Domestic Monitor Program was not run during these years because of a manpower shortage within the DEA Laboratory System.

Source: DEA.

Table II.3: National Average Purity Level for Heroin Purchases, Fiscal Years 1982-1991

Fiscal year	Purity level (percent)
1982	7.1
1983	6.9
1984	6.9
1985	a
1986	a
1987	a
1988	23.6
1989	25.2
1990	18.2
1991	27.6

Note: The national average purity level is the weighted average based on the purity level of the drugs purchased in participating DEA division cities.

^aThere were no purity level data available for 1985, 1986, and 1987. The Domestic Monitor Program was not run during these years because of a manpower shortage within the DEA Laboratory System.

Source: DEA.

Table II.4: New York City Average Purity Level for Heroin Purchases, Fiscal Years 1982-1991

Fiscal year	Purity level (percent)
1982	3.8
1983	8.5
1984	10.4
1985	a
1986	a
1987	a
1988	34.3
1989	37.2
1990	37.0
1991	48.4

Note: The average purity level is a weighted average based on the purity of the drugs purchased within New York City.

^aThere were no purity data available for 1985, 1986, and 1987. The Domestic Monitor Program was not run during these years because of a manpower shortage within the DEA Laboratory System.

Source: DEA.

QUANTITIES OF HEROIN SEIZED BY
FEDERAL AGENCIES

Table III.1: Federal-Wide Heroin Seizures, Fiscal Years
1989-1991

Fiscal year	Pounds seized
1989	2,414.5
1990	1,794.4
1991	3,034.3

Note: Figures are from FDSS, which contains information about drug seizures made within the United States.

Source: DEA.

Table III.2: DEA Seizures of Heroin, Fiscal Years 1982-1991

Fiscal year	Quantity seized	
	Kilograms	Pounds
1982	234.0	514.8
1983	313.8	690.4
1984	354.2	779.2
1985	439.9	967.8
1986	390.4	858.9
1987	364.7	802.3
1988	835.1	1,837.2
1989	629.1	1,384.0
1990	637.0	1,401.4
1991	1,116.1	2,455.4

Note 1: Seizure data from this table cannot be added to other agencies' seizure data because this could result in double-counting of drug seizures. For example, if DEA participated in a seizure that involved one or more other federal, state, or local law enforcement agencies, each participating agency could, in fact, include the seizure in its drug seizure statistics. FDSS was implemented to eliminate the double-counting of drug seizures to provide more realistic national drug seizure data.

Note 2: DEA reports heroin seizures in kilograms. Conversion of kilograms to pounds by GAO. One kilogram equals 2.2 pounds.

Source: DEA.

Table III.3: U.S. Customs Service Seizures of Heroin, Fiscal Years 1982-1991

Fiscal year	Pounds seized
1982	289.9
1983	593.6
1984	664.3
1985	784.6
1986	692.4
1987	639.0
1988	1,350.5
1989	1,056.7
1990	1,504.5
1991	2,959.7

Note: Seizure data from this table cannot be added to other agencies' seizure data because this could result in double-counting of drug seizures. For example, if the U.S. Customs Service participated in a seizure that involved one or more other federal, state, or local law enforcement agencies, each participating agency could, in fact, include the seizure in its drug seizure statistics. FDSS was implemented to eliminate the double-counting of drug seizures to provide more realistic national drug seizure data.

Source: U.S. Customs Service.

Table III.4: Immigration and Naturalization Service Seizures of Heroin, Fiscal Years 1982-1991

Fiscal year	Quantity seized	
	Ounces	Pounds
1982	29.2	1.8
1983	176.6	11.0
1984	429.1	26.8
1985	371.4	23.2
1986	990.4	61.9
1987	1,327.4	83.0
1988	1,307.0	81.7
1989	23,767.6	1,485.5
1990	6,191.2	387.0
1991	3,717.3	232.2

Note 1: Seizure data from this table cannot be added to other agencies' seizure data because this could result in double-counting of drug seizures. For example, if the Immigration and Naturalization Service participated in a seizure that involved one or more other federal, state, or local law enforcement agencies, each participating agency could, in fact, include the seizure in its drug seizure statistics. FDSS was implemented to eliminate the double-counting of drug seizures to provide more realistic national drug seizure data.

Note 2: Immigration and Naturalization Service reports heroin seizures in ounces. Conversion of ounces to pounds by GAO. One pound equals 16 ounces.

Source: Immigration and Naturalization Service.

Table III.5: U.S. Coast Guard Seizures of Heroin, Fiscal Years 1982-1991

Fiscal year	Pounds seized
1982	0
1983	0
1984	2.20
1985	1.00
1986	2.00
1987	0
1988	46.00
1989	0.05
1990	0
1991	0.01

Note: Seizure data from this table cannot be added to other agencies' seizure data because this could result in double-counting of drug seizures. For example, if the U.S. Coast Guard participated in a seizure that involved one or more other federal, state, or local law enforcement agencies, each participating agency could, in fact, include the seizure in its drug seizure statistics. FDSS was implemented to eliminate the double-counting of drug seizures to provide more realistic national drug seizure data.

Source: U.S. Coast Guard.

Table III.6: New York City Police Department Seizures of Heroin, Calendar Years 1982-1991

Calendar year	Pounds seized
1982	N/A
1983	52
1984	31
1985	166
1986	220
1987	180
1988	141
1989	1,089 ^a
1990	165
1991	89

N/A = Not available.

Note: Seizure data from this table cannot be added to other agencies' seizure data because this could result in double-counting of drug seizures. For example, if the New York City Police Department participated in a seizure that involved one or more other federal, state, or local law enforcement agencies, each participating agency could, in fact, include the seizure in its drug seizure statistics.

^a832 pounds were seized in one case.

Source: New York City Police Department.

MAJOR CONTRIBUTORS TO THIS FACT SHEET


GENERAL GOVERNMENT DIVISION, WASHINGTON, D.C.

Weldon McPhail, Assistant Director, Administration of Justice
Issues

Thomas L. Davies, Assignment Manager

Donald E. Jack, Evaluator-in-Charge

(186754)



0 : hnc 0 . . .

. 0 0 0
0 0 0 0
0 0 0 0
0 0 0 0
0 0 0 0

0 : 0 0 0
0 : 0 0 0
0 : 0 0 0
0 : 0 0 0



UNITED STATES
GENERAL INVESTIGATIVE DIVISION
WASHINGTON, D. C. 20535
OFFICE OF INSPECTION
Federal Reserve Bank of New York
New York, New York
Use \$300

First-Class Mail
Postage & Fees Paid
GAO
Permit No. G100