

137733

Thru: 3/31/92



# U.S. COAST GUARD

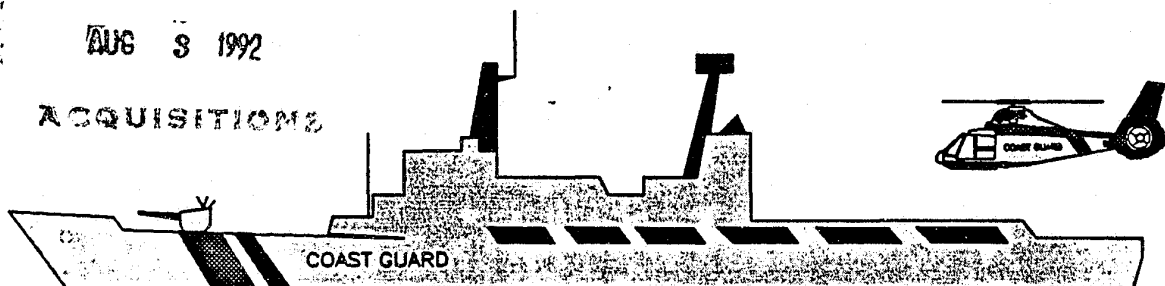
## DIGEST OF LAW ENFORCEMENT STATISTICS

Compiled by (G-OLE-1)

NCJRS

AUG 8 1992

ACQUISITIONS



The U.S. Coast Guard's General Digest of Law Enforcement Statistics is published semi-annually. It is distributed primarily within the Coast Guard. It is, however, provided to interested agencies and individuals on request.

This booklet represents the most recent information available for the reported period. Some changes may occasionally be noted for prior year information as cases are reviewed and updated.

The information presented herein is compiled, reviewed, and promulgated by the Operational Law Enforcement Division of U.S. Coast Guard Headquarters. To provide comments or ask questions please call (202) 267-1766 (FTS callers use same number without area code).

To aid the reader in corresponding with this office, our mailing address is provided below:

Commandant (G-OLE-1)  
USCG Headquarters Room 3110  
2100 2nd Street, S.W.  
Washington, D.C. 20593-0001

137733

U.S. Department of Justice  
National Institute of Justice

This document has been reproduced exactly as received from the person or organization originating it. Points of view or opinions stated in this document are those of the authors and do not necessarily represent the official position or policies of the National Institute of Justice.

Permission to reproduce this ~~copyrighted~~ material has been granted by

U.S. Coast Guard

to the National Criminal Justice Reference Service (NCJRS).

Further reproduction outside of the NCJRS system requires permission of the ~~copyright~~ owner.

137733

G-OLE-1  
Data thru: 31 MAR 92  
Revised: 10 APR 92

## TABLE OF CONTENTS

<u>SUBJECT</u>	<u>PAGE</u>
<u>ILLICIT DRUGS</u>	
<u>FISCAL YEAR:</u>	
General Law Enforcement Contraband Seizures from 1973 to 1992	1
USCG Marijuana Interdictions (1984 - 1992) Graph	2
USCG Cocaine Interdictions (1984 - 1992) Graph	3
<u>CALENDAR YEAR:</u>	
General Law Enforcement Contraband Seizures from 1973 - 1992	4
USCG Marijuana Interdictions (1984 - 1992) Graph	5
USCG Cocaine Interdictions (1984 - 1992) Graph	6
USCG Drug Seizure Statistics by Geographical Region 01 JAN 91 - 31 DEC 91	7-8
USCG Drug Seizure Statistics by Geographical Region 01 JAN 92 - 31 MAR 92	9-10
Marijuana Interdictions by Vessel Nationality for Calendar Years 1991 and 1992	11
Monthly Summary of Marijuana Seized with any USCG Involvement for CY 1981 - 1992	12

**NCURS**

AUG 2 1992

## TABLE OF CONTENTS (cont'd)

<u>SUBJECT</u>	<u>PAGE</u>
Monthly Summary of Cocaine Seized with any USCG Involvement for CY 1981 - 1992	13
Drug Eradication with Coast Guard Assistance	14
Drug Interdictions under the US/UK Agreement	15-16
Navy Assistance to Coast Guard Drug Enforcement	17-24
Other DoD Assistance to Coast Guard Drug Enforcement	25
Largest Seizures:	
Cocaine	26
Marijuana/Hashish	27
Federal-wide Drug Seizure System FY89, FY90, FY91	28
USCG Use of Disabling Fire in Drug Enforcement	29-30
Drug Interdictions by ALIEN MIGRANT INTERDICTION OPERATIONS (AMIO) Cutter	31-33
USCG Boarding Statistics by Fiscal Year	34
FY89 USCG Boarding, Violations, and Interdiction Information	35
FY90 USCG Boarding, Violations, and Interdiction Information	36
FY91 USCG Boarding, Violations, and Interdiction Information	37
FY92 USCG Boarding, Violations, and Interdiction Information	38

### ILLEGAL MIGRANTS

Illegal Migrants Interdicted by the U.S. Coast Guard by Migrant Nationality for FY 1982 - 1992	39
USCG Migrant Interdictions FY 1984 - 1992 Graph	40

## TABLE OF CONTENTS (cont'd)

<u>SUBJECT</u>	<u>PAGE</u>
Illegal Migrants Interdicted by the U.S. Coast Guard by Migrant Nationality for CY 1981 - 1992	41
Illegal Haitian, Dominican Republican, and Cuban Migrants Interdicted by the U.S. Coast Guard by Month for CY 1981 - 1992	42
USCG Migrant Interdictions CY 1984 - 1992 Graph	43
<u>FISHERIES LAW ENFORCEMENT</u>	
USCG Fisheries Law Enforcement Seizures/Forfeiture (1 October 1985 - 31 March 1992)	43-49
USCG Boating While Intoxicated (BWI) Enforcement	50

G-OLE  
04/08/92  
Seizures thru: 03/31/92


U. S. COAST GUARD  
GENERAL LAW ENFORCEMENT CONTRABAND SEIZURES BY FISCAL YEAR

	73 - 83	84	85	86	87	88	89	90	91	92	TOTAL
SEIZURES BY 'CASES:	1,050	365	330	265	222	184(61)*	183(89)*	121(61)*	61(17)*	30(7)*	2,811(235)*
COAST GUARD VSLs:	876	224	186	149	152	143(61)*	152(89)*	96(59)*	46(17)*	23(7)*	2,047(233)*
-----											
SEIZURES BY OTHER AGENCIES C:	194	45	51	42	35	92(25)*	76(17)*	86(13)*	95(6)*	39(0)*	755( 61)*
W/ CG ASSISTANCE V:	172	33	39	16	19	73(25)*	54(17)*	38(13)*	33(6)*	4(0)*	481( 61)*
-----											
MARIJUANA(LBS) BY COAST GUARD	C:17,464,143 V:16,969,324	2,857,512 2,795,986	1,952,076 1,861,460	1,840,678 1,748,382	1,302,311 1,224,514	644,811 618,988	311,966 295,561	53,263 52,822	30,668 25,988	36,506 36,419	26,493,934 25,629,444
-----											
MARIJUANA(LBS) BY OTHER AGENCIES C:	1,722,717	118,635	329,197	233,604	88,553	110,541	16,657	3,815	13,355	11,374	2,648,448
W/ CG ASSISTANCE V:	1,612,387	111,740	319,682	114,472	85,774	81,189	8,930	1,919	1,446	2,057	2,339,596
-----											
COCAINE(LBS) BY COAST GUARD	159.58	1,932.42	5,890.10	7,494.58	12,950.22	14,591.76	15,863.05	30,181.72	32,658.43	15,141.80	136,863.66
-----											
COCAINE(LBS) BY OTHER AGENCIES	2,088.54	75.00	79.75	1,004.41	9,503.96	24,364.84	18,929.92	48,549.64	57,676.58	23,644.90	185,917.54
W/ CG ASSISTANCE											
-----											
HASHISH(LBS) BY COAST GUARD	82,395	29,962	0	2,099	2	0	0	12,700	141,547	0	268,705
-----											
HASHISH(LBS) BY OTHER AGENCIES	7,426	0	0	1	0	86,000	40,000	0	0	0	133,427
W/ CG ASSISTANCE											
-----											
HASHISH OIL(GAL) CG OR ASSIST	12	28	0	35	13	52	59	0	0	0	209
-----											
THAI STICKS(LBS) BY COAST GUARD	39,938	1	0	0	0	0	0	0	0	0	39,939
-----											
THAI STICKS(LBS) BY OTHER AGENCIES	5,751	16,000	0	0	0	0	0	0	0	0	21,751
W/ CG ASSISTANCE											
-----											
DANGEROUS DRUGS (DOSES) BY CG	11,223,581	0	1	0	0	0	0	0	0	0	11,223,582
-----											
ARRESTS TOTAL:	5,199	1,165	829	721	626	528(72)*	385(80)*	321(46)*	245(10)*	132(1)*	10,151(209)*
CG:	4,543	1,072	733	645	568	372(55)*	278(65)*	182(36)*	106( 7)*	83(1)*	8,582(164)*
-----											
EST ST VALUE OF CONTRABAND TOTAL:	13,064.78	2,891.27	2,839.94	3,039.79	3,097.16	3,177.45	2,012.18	3,580.35	4,954.26	2,105.29	40,762.47
\$MILLIONS CG:	11,930.09	2,757.86	2,477.87	2,691.04	2,530.01	1,866.49	1,211.12	1,335.37	1,974.05	868.19	29,642.09

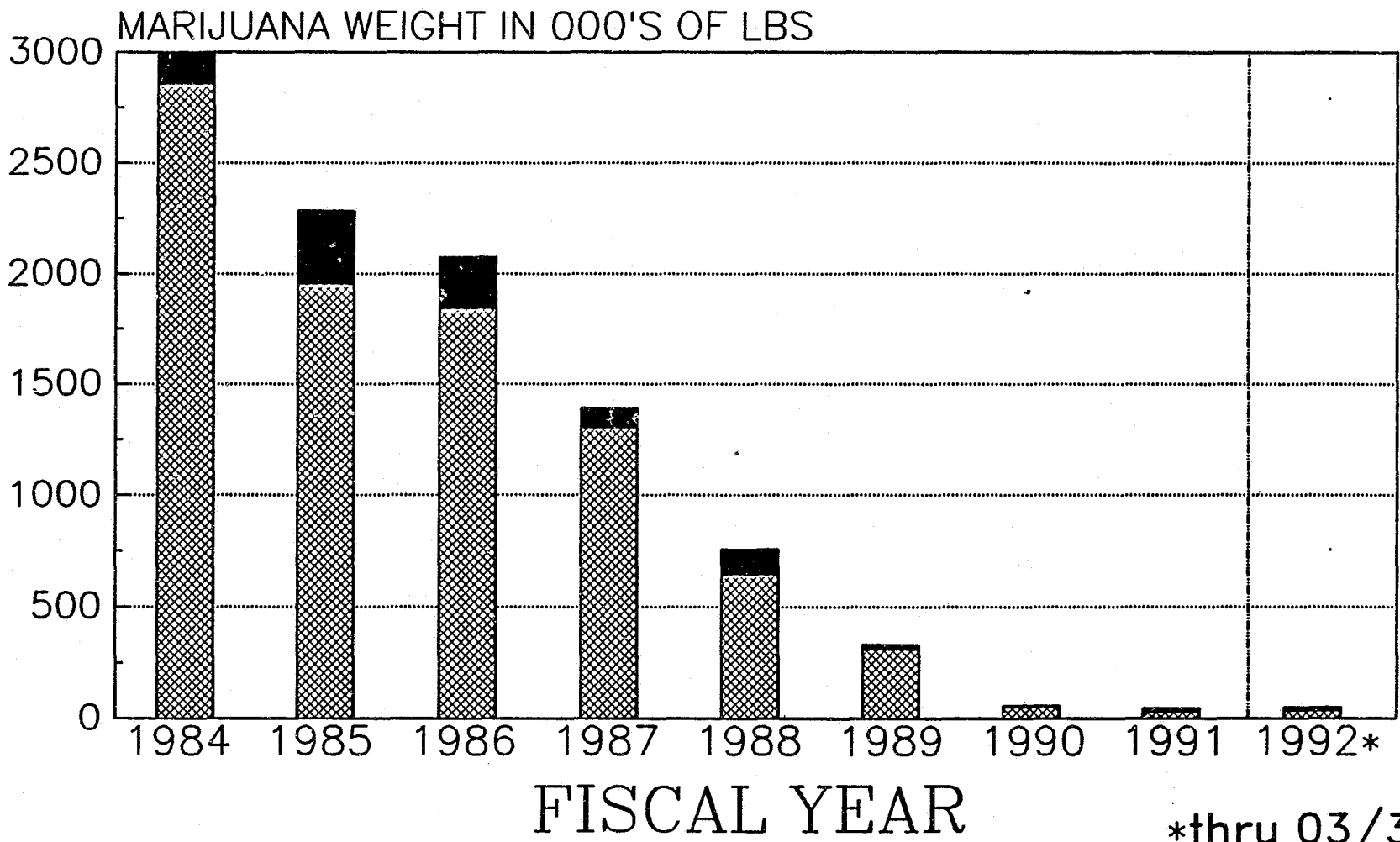
\*DATA IN (PARENTHESIS) REPRESENTS ZERO TOLERANCE COMPONENT OF OVERALL TOTAL.

# USCG MARIJUANA INTERDICTIONS

CG SEIZURES



CG ASSISTING




\*thru 03/31/92

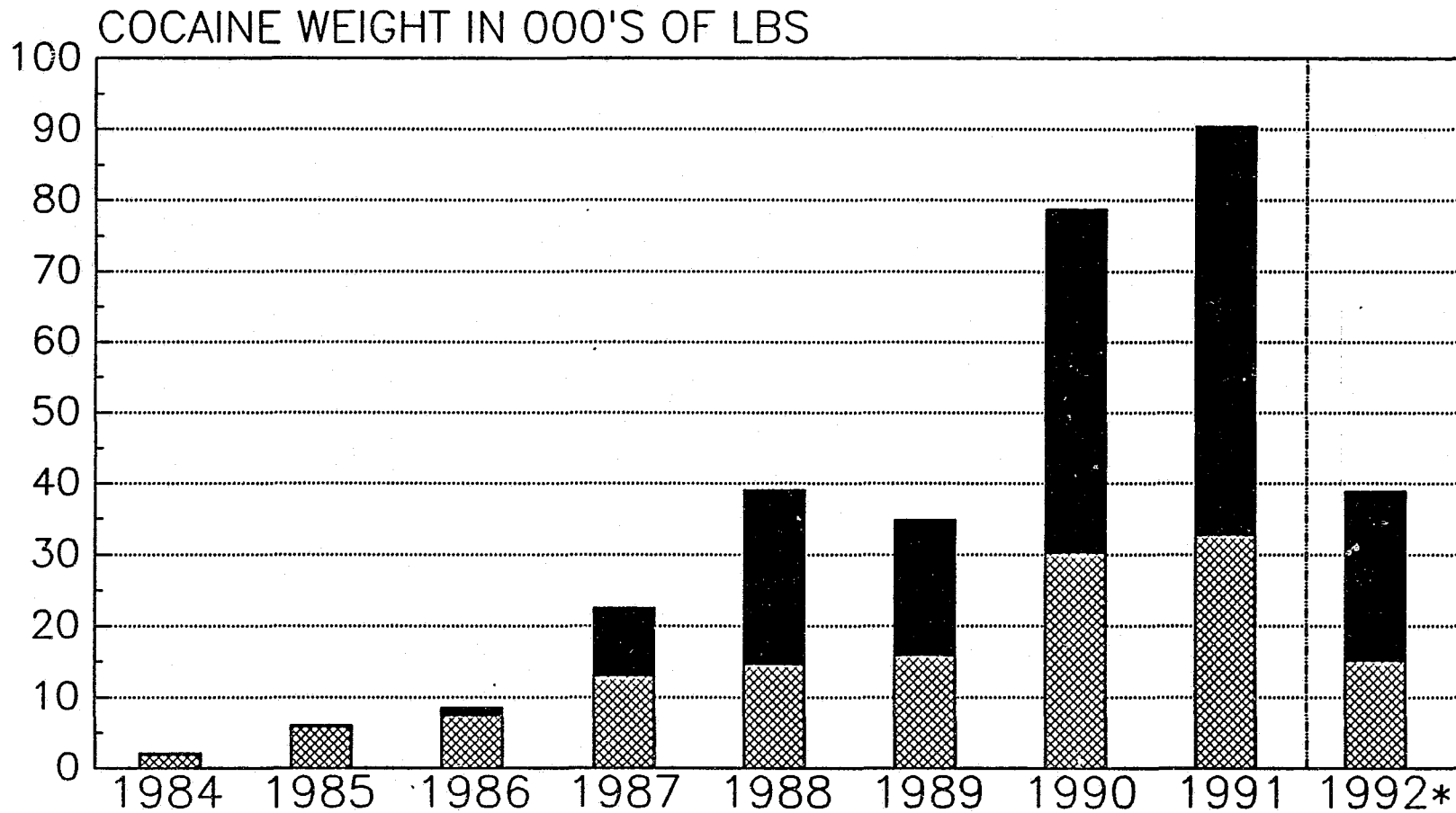
2

# USCG COCAINE INTERDICTIONS

CG SEIZURES



CG ASSISTING



FISCAL YEAR

\*thru 03/31/92



G-OLE-1

04/08/92

Seizures thru: 03/31/92


U. S. COAST GUARD  
GENERAL LAW ENFORCEMENT CONTRABAND SEIZURES BY CALENDAR YEAR

	73 - 83	84	85	86	87	88	89	90	91	92	TOTAL
SEIZURES BY CASES:	1,155	367	293	267	202	181(78)*	183(90)*	99(48)*	57(16)*	14(4)*	2,818(236)*
COAST GUARD VSLs:	939	218	165	159	139	150(78)*	151(90)*	74(74)*	44(16)*	12(4)*	2,051(262)*
-----											
SEIZURES BY OTHER AGENCIES C:	207	51	45	42	45	92(27)*	81(19)*	85(9)*	89(5)*	23(0)*	760(60)*
W/ CG ASSISTANCE V:	185	38	28	17	29	70(27)*	60(19)*	28(9)*	30(5)*	1(0)*	486(60)*
-----											
MARIJUANA(LBS) C:	18,470,156	2,505,357	2,142,133	1,523,070	1,212,963	448,894	224,606	62,279	22,145	30,376	26,641,979
BY COAST GUARD V:	17,935,906	2,445,455	2,042,801	1,451,021	1,118,793	437,879	214,625	62,019	17,444	30,320	25,756,263
-----											
MARIJUANA(LBS) OTHER AGENCIES C:	1,794,611	249,666	247,577	171,549	108,121	90,692	8,853	12,200	6,531	9,148	2,698,948
W/ CG ASSIST V:	1,684,281	242,021	168,008	120,621	107,692	60,869	1,847	1,254	3,503	0	2,390,096
-----											
COCAINE(LBS) BY COAST GUARD	159.58	1,966.92	6,546.82	10,333.66	14,723.42	12,825.56	32,896.00	15,152.68	29,033.02	13,226.00	136,863.66
-----											
COCAINE(LBS) BY OTHER AGENCIES	2,088.54	75.00	847.25	1,391.46	11,207.21	25,760.84	19,492.13	54,382.13	56,937.68	13,735.30	185,917.54
W/ CG ASSISTANCE											
-----											
KASHISH(LBS) BY COAST GUARD	112,356	1	2,099	2	0	0	0	12,700	141,547	0	268,705
-----											
KASHISH(LBS) BY OTHER AGENCIES	7,426	0	0	1	0	86,000	40,000	0	0	0	133,427
W/ CG ASSISTANCE											
-----											
HASHISH OIL(GAL) CG OR ASSIST	22	18	1	47	37	80	4	0	0	0	209
-----											
THAI STICKS(LBS) BY COAST GUARD	39,938	1	0	0	0	0	0	0	0	0	39,939
-----											
THAI STICKS(LBS) BY OTHER AGENCIES	5,751	16,000	0	0	0	0	0	0	0	0	21,751
W/ CG ASSISTANCE											
-----											
DANGEROUS DRUGS (DOSES) BY CG	11,223,581	0	1	0	0	0	0	0	0	0	11,223,582
-----											
ARRESTS TOTAL:	5,574	1,054	794	694	614	485(97)*	363(69)*	299(35)*	222(8)*	89(0)*	10,188(209)*
CG:	4,895	938	718	624	521	350(77)*	253(56)*	159(26)*	94(5)*	54(0)*	8,606(164)*
-----											
EST ST VALUE OF CONTRABAND TOTAL:	13,883.10	2,767.70	3,196.29	2,774.84	3,381.52	2,669.33	2,447.45	3,532.23	4,691.47	1,479.65	40,823.58
\$MILLIONS CG:	12,715.77	2,505.08	2,860.76	2,481.94	2,692.04	1,368.73	1,645.86	896.35	1,766.74	754.42	29,687.69

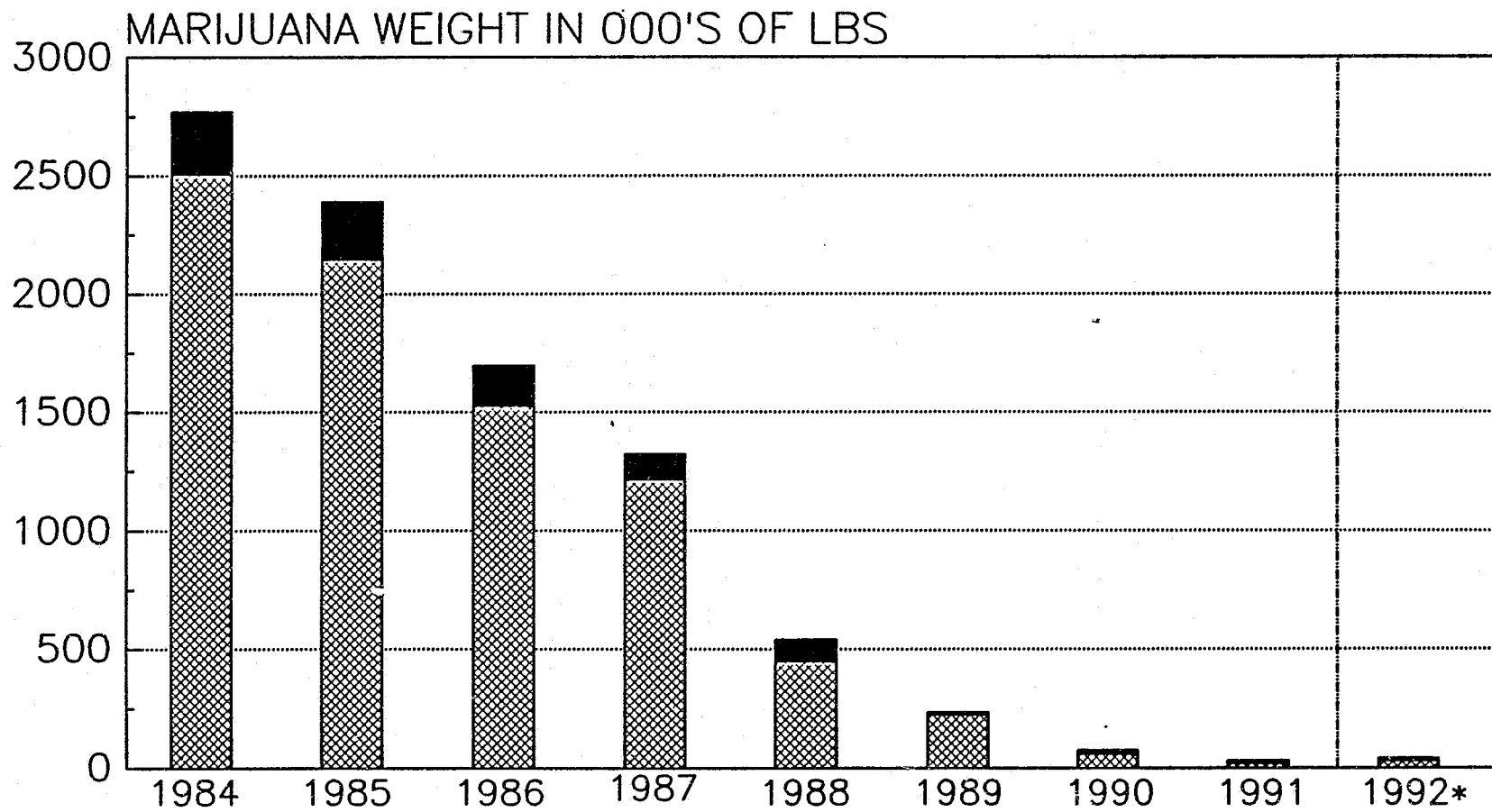
\*DATA IN (PARENTHESIS) REPRESENTS ZERO TOLERANCE COMPONENT OF OVERALL TOTAL.

# USCG MARIJUANA INTERDICTIONS

CG SEIZURES



CG ASSISTING




CALENDAR YEAR

\*thru 03/31/92

# USCG COCAINE INTERDICTIONS

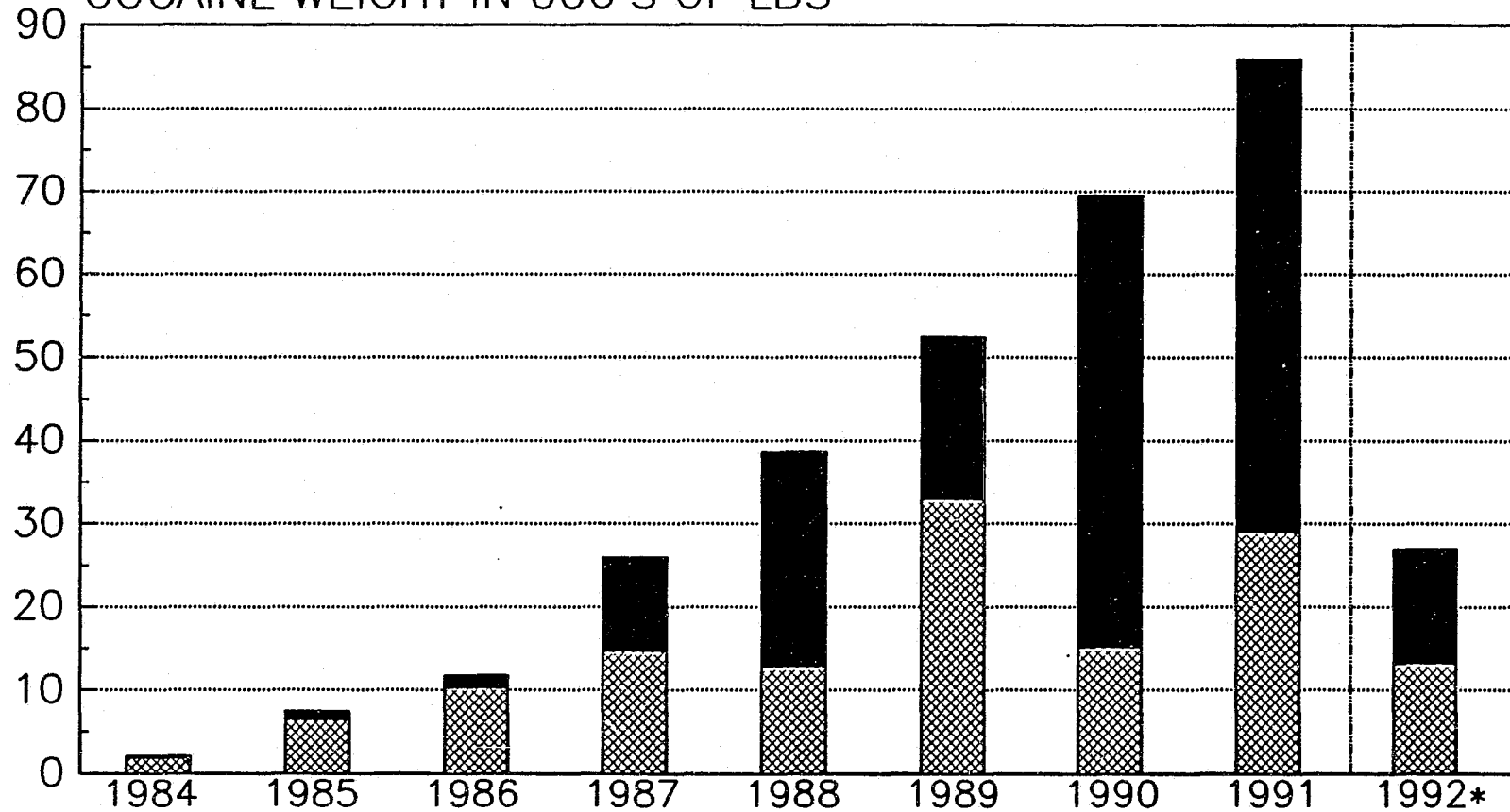
CG SEIZURES



CG ASSISTING



COCAINE WEIGHT IN 000'S OF LBS



CALENDAR YEAR

\*thru 03/31/92

U.S. COAST GUARD DRUG SEIZURE STATISTICS BY REGION 01/01/91 TO 12/31/91: ANY  
 CG INVOLVEMENT

	NUMBER -----	AMOUNT -----	AVG AMOUNT -----
<b>NEW ENGLAND (1st &amp; 3rd):</b>			
CASES	2		
VESSELS	1		
ARRESTS	5		
COCAINE LBS	2	11,123.0	5,561.5
<b>MID-ATLANTIC (5th):</b>			
CASES	1		
VESSELS	1		
ARRESTS	0		
MARIJUANA LBS	1	.01	.01
MJ ON VSLS	1	.01	.01
<b>SOUTHEASTERN U.S. &amp; CARIBBEAN (7th):</b>			
CASES	121		
VESSELS	52		
ARRESTS	177		
MARIJUANA LBS	43	27,567.9	641.1
MJ ON VSLS	27	19,839.1	734.7
COCAINE LBS	81	68,588.2	846.7
HASHISH LBS	1	7.2	7.2
<b>GULF OF MEXICO (8th):</b>			
CASES	4		
VESSELS	3		
ARRESTS	4		
MARIJUANA LBS	3	348.0	116.0
MJ ON VSLS	3	348.0	116.0
COCAINE LBS	1	13.2	13.2
<b>CENTRAL U.S. (2nd &amp; 9th):</b>			
CASES	4		
VESSELS	3		
ARRESTS	3		
MARIJUANA LBS	4	760.0	190.0
MJ ON VSLS	3	759.9	253.3

U.S. COAST GUARD DRUG SEIZURE STATISTICS BY REGION 01/01/91 TO 12/31/91: ANY  
 CG INVOLVEMENT (CONT'D)

	NUMBER -----	AMOUNT -----	AVG AMOUNT -----
PACIFIC DISTRICTS (11th, 12th, 14th & 17th):			
CASES	12		
VESSELS	12		
ARRESTS	23		
MARIJUANA LBS	7	.07	.01
MJ ON VSLS	7	.07	.01
COCAINE LBS	4	642.3	160.5
HASHISH LBS	1	140,260.0	140,260.0
PACIFIC- OUTSIDE DISTRICT BOUNDARIES:			
CASES	2		
VESSELS	2		
ARRESTS	10		
COCAINE LBS	1	5,604.0	5,604.0
HASHISH LBS	1	1,280.0	1,280.0
TOTALS:			
CASES	146		
VESSELS	74		
ARRESTS	222		
MARIJUANA LBS	58	28,675.9	494.4
MJ ON VSLS	41	20,947.2	510.9
COCAINE LBS	89	85,970.7	965.9
HASHISH LBS	3	141,547.2	47,182.4

NOTE: Cases in which the CG assisted other agencies are included.

U.S. COAST GUARD DRUG SEIZURE STATISTICS BY REGION 01/01/92 TO 03/31/92 ANY CG INVOLVEMENT

	NUMBER -----	AMOUNT -----	AVG AMOUNT -----
<b>NEW ENGLAND (1st &amp; 3rd):</b>			
CASES	0		
VESSELS	0		
ARRESTS	0		
<b>MID-ATLANTIC (5th):</b>			
CASES	0		
VESSELS	0		
ARRESTS	0		
<b>SOUTHEASTERN U.S. &amp; CARIBBEAN (7th):</b>			
CASES	35		
VESSELS	11		
ARRESTS	87		
MARIJUANA LBS	13	39,064.4	3005.0
MJ ON VSLS	8	29,860.4	3732.5
COCAINE LBS	25	26,961.3	1078.4
<b>GULF OF MEXICO (8th):</b>			
CASES	0		
VESSELS	0		
ARRESTS	0		
<b>CENTRAL U.S. (2nd &amp; 9th):</b>			
CASES	0		
VESSELS	0		
ARRESTS	0		
<b>ATLANTIC- OUTSIDE DISTRICT BOUNDARIES:</b>			
CASES	0		
VESSELS	0		
ARRESTS	0		
<b>PACIFIC DISTRICTS (11th, 12th, 14th &amp; 17th):</b>			
CASES	2		
VESSELS	2		
ARRESTS	2		
MARIJUANA LBS	2	460.01	230.01
MJ ON VSLS	2	460.01	230.01

U.S. COAST GUARD DRUG SEIZURE STATISTICS BY REGION 01/01/92 TO 03/31/92 ANY CG INVOLVEMENT (CONT'D)

	NUMBER	AMOUNT	AVG AMOUNT
	-----	-----	-----
PACIFIC- OUTSIDE DISTRICT BOUNDARIES:			
CASES	0		
VESSELS	0		
ARRESTS	0		
TOTALS:			
CASES	37		
VESSELS	13		
ARRESTS	89		
MARIJUANA LBS	15	39,524.4	2635.0
MJ ON VSLs	10	30,320.4	3032.0
COCAINE LBS	25	26,961.3	1078.4

NOTE: Cases in which the CG assisted other agencies are included.

MARIJUANA INTERDICTIONS BY VESSEL NATIONALITY FOR CY 91 AND CY 92\* WITH ANY  
 COAST GUARD INVOLVEMENT

<u>CY 91</u>	<u>VESSEL NATIONALITY</u>	<u>CASES</u>	<u>MJ LBS</u>	<u>ARRESTS**</u>
	United States (US)	32	2,689	29
	Bahamas (BF)	1	1,737	2
	Colombia (CO)	1	2,650	5
	Haiti (HA)	1	3,864	5
	United Kingdom (UK)	1	462	3
	Unknown (UN)	3	760	3
	Venezuela (VE)	1	6,565	8
	Stateless (XX)	1	2,220	4
	<u>Non-Vessel</u>	<u>17</u>	<u>7,729</u>	<u>6</u>
	TOTAL	58	28,676	65

<u>CY 92</u>	<u>VESSEL NATIONALITY</u>	<u>CASES</u>	<u>MJ LBS</u>	<u>ARRESTS**</u>
	United States (US)	5	460	2
	Colombia (CO)	2	5,526	8
	Nicaragua (NU)	1	5,000	5
	Venezuela (VE)	1	18,299	5
	Stateless (XX)	1	1,035	3
	<u>Non-Vessel</u>	<u>5</u>	<u>9,204</u>	<u>11</u>
	TOTAL	15	39,524	34

\*Through 31 March 1992

\*\*Arrests are by FLAG of vessel, NOT nationality of individuals

NOTE: THIS SECTION WILL NO LONGER BE PUBLISHED AFTER THIS EDITION.



MONTHLY SUMMARY OF MARIJUANA SEIZED WITH ANY USCG INVOLVEMENT

MONTH	81	82	83	84	85	86	87	88	89	90	91	92	TOTAL
JAN	195,051 13	433,680 36	218,888 20	294,662 40	155,167 24	37,663 14	24,139 7	45,931 18	25,780 14	2,623 4	210 4	23,959 6	1,457,753 200
FEB	584,625 10	273,981 27	64,675 4	293,470 38	232,373 32	111,034 23	98,750 15	116,475 13	14,279 15	0 2	2,925 10	9,050 5	1,801,637 194
MAR	318,840 21	451,347 23	140,125 20	378,641 40	148,872 24	149,090 18	149,681 22	1,742 4	88,144 10	1,254 10	2,676 5	6,516 4	1,836,928 201
APR	91,091 13	379,538 25	152,770 22	161,026 33	144,885 32	145,685 21	97,839 18	16,131 23	34,123 13	339 10	562 2	0 0	1,223,989 212
MAY	107,611 17	479,911 23	118,235 17	287,697 30	222,659 21	435,012 35	207,017 19	45,857 47	29,585 20	17,413 10	32 3	0 0	1,951,029 242
JUN	74,933 13	287,855 19	348,710 25	206,080 38	78,777 27	142,322 34	222,746 23	1,700 11	13,655 20	1,397 11	0 2	0 0	1,378,175 223
JUL	299,570 21	301,953 22	302,397 23	81,560 27	111,636 32	119,236 22	74,090 15	158,190 20	7,430 20	0 7	1,407 5	0 0	1,457,470 214
AUG	202,067 18	207,972 16	157,904 29	272,715 26	310,139 33	66,000 17	31,813 14	45,029 24	14,060 13	0 6	591 5	0 0	1,308,290 201
SEP	156,710 11	163,504 17	157,863 19	120,935 24	218,528 18	101,566 29	97,778 26	7,066 16	105 17	27,750 5	11,917 8	0 0	1,063,722 190
OCT	300,487 21	116,281 16	149,473 38	129,700 33	351,587 18	143,000 24	222,278 22	3,380 10	3,585 9	4,660 3	122 5	0 0	1,424,553 199
NOV	101,981 10	416,838 19	391,664 39	475,284 34	267,732 26	210,310 19	62,709 13	30,853 16	2,716 12	10,093 5	5,986 6	0 0	1,976,166 199
DEC	394,067 23	206,989 18	338,224 28	53,253 42	147,355 17	33,701 20	32,244 13	67,232 15	0 10	8,950 5	2,248 3	0 0	1,284,263 194
TOTAL	2,827,033 191	3,719,849 261	2,540,928 284	2,755,023 405	2,389,710 304	1,694,619 276	1,321,084 207	539,587 217	233,461 173	74,479 78	28,676 58	39,524 15	18,163,974 2469

POUNDS OF MARIJUANA  
 NUMBER OF DRUG SEIZURES

MONTHLY SUMMARY OF COCAINE SEIZED WITH ANY USCG INVOLVEMENT

MONTH	81	82	83	84	85	86	87	88	89	90	91	92	TOTAL
JAN	0.00 0	0.00 0	550.00 2	110.00 2	753.00 3	2,359.41 4	124.02 4	688.00 2	801.21 4	2,624.03 7	1,588.00 2	18,306.60 14	27,904.27 44
FEB	0.00 0	0.00 0	0.00 0	0.00 0	0.00 0	170.70 4	528.01 2	2,230.40 3	0.00 0	1,428.00 3	2,612.01 8	4,410.80 4	11,379.92 24
MAR	0.00 0	0.00 0	46.20 1	2.31 3	1,241.09 3	525.31 3	365.05 4	6,457.10 5	3,322.50 4	9,279.02 13	15,467.20 18	4,243.90 7	40,949.59 61
APR	0.00 0	0.00 0	0.00 0	1,895.01 2	970.00 3	195.40 3	1,328.66 5	1,910.02 4	2,379.82 7	7,122.60 5	150.40 4	0.00 0	15,951.91 33
MAY	0.00 0	44.00 1	0.00 0	0.00 0	1,909.00 1	215.50 4	5,176.49 3	3,750.11 3	1,994.65 7	5,252.61 10	6,484.00 4	0.00 0	24,826.36 33
JUN	0.00 0	0.00 0	0.00 0	0.10 1	109.00 2	61.01 2	139.70 3	4,120.02 5	4,165.63 12	7,133.80 11	15,055.61 15	0.00 0	30,784.87 51
JUL	0.00 0	0.10 1	0.00 0	0.00 0	891.00 1	0.01 1	2,078.30 3	3,812.02 7	9,907.62 13	7,048.82 8	14,560.28 5	0.00 0	38,298.15 39
AUG	0.00 0	0.00 0	0.00 0	0.00 0	6.60 1	2,088.23 5	5,074.10 3	2,736.11 5	2,458.21 7	4,040.22 7	11,969.00 11	0.00 0	28,372.47 39
SEP	0.00 0	84.00 2	600.01 2	0.00 0	55.75 1	1,424.70 5	2,955.00 2	3,855.52 7	1,972.23 11	9,416.00 12	6,258.80 4	0.00 0	26,622.01 46
OCT	96.10 1	0.01 1	0.00 0	0.00 0	460.81 4	723.80 2	2,580.90 7	2,047.00 5	18,416.80 16	6,074.51 5	6,741.60 9	0.00 0	37,141.53 50
NOV	0.00 0	0.00 0	0.00 0	0.00 0	264.21 4	3,161.05 7	1,159.40 1	3,393.00 7	2,210.03 9	3,255.60 10	3,419.60 4	0.00 0	16,862.89 42
DEC	40.00 1	709.26 3	0.00 0	34.50 3	733.70 2	800.00 1	4,421.00 5	2,351.10 4	4,759.43 11	6,859.60 14	1,664.20 5	0.00 0	22,372.79 49
TOT	136.10 2	837.37 8	1,196.21 5	2,041.92 11	7,394.07 25	11,725.12 41	25,930.63 42	37,350.40 57	52,388.13 101	69,534.81 105	85,970.70 89	26,961.30 25	321,466.76 511

POUNDS OF COCAINE  
 NUMBER OF DRUG SEIZURES

DRUG ERADICATION WITH COAST GUARD ASSISTANCE

<u>DATE</u>	<u>OP NAME</u>	<u>LOCATION</u>	<u>MJ PLANTS</u>	<u>ARRESTS</u>
Jan-Feb 1990	OP VIPER	British Virgin Islands	1,557	0
Mar 1990	OP LUCY	St. Lucia	219,000	0
Jun 1990	OP JOSE	Costa Rica	1.2 mil	0
Jul 1990	OP NUTMEG	Grenada/St. Vincent	11,100	0
Jul 1990	OP WILD LOCUST	2 mi. east of Acme, MI	1,350	0
Sep 1990	OP WILD LOCUST (cont'd)	17 mi. south of Traverse City, MI	200	2
Jun 1991	----	Holland, MI	20	0
Aug 1991	----	Charleston, SC	528	0
Nov 1991	-----	Andros Island, Bahamas	41,000	0

**VESSEL SEIZURES UNDER THE US/UK AGREEMENT**

<u>Vessel Name</u>	<u>Flag</u>	<u>Date Seized</u>	<u>MJ Pounds</u>	<u>Arrests</u>	<u>Seizing Cutter</u>
MISTERIOSO	UK	1/4/82	32,000	9	CGC DEPENDABLE
JIM HAWKINS	CJ	1/13/82	14,270	4	CGC TAMAROA
TIBERON	UK	1/31/82	19,900	6	CGC CAPE GULL
OUR WAY	UK	3/6/82	1,400	1	CG GROUP CAPE HATTERAS
DAMOCLES	CJ	3/18/82	56,000	22	CGC COURAGEOUS
MISFIT	UK	4/1/82	70,000	4	CGC INGHAM
FIESTA	UK	8/9/82	12,000	2	CGC CAPE FAIRWEATHER
LAGO IZABAL	CJ	11/28/82	32,080	9	CGC CAPE UPRIGHT
MY LORD	UK	12/2/82	10,000	8	CGC ESCAPE
GOLDEN EAGLE	CJ	4/1/83	20,000	0	FLORIDA MARINE PATROL
AFCO VI	UK	5/13/83	28,850	7	CGC DURABLE
OCEAN OVERTURE	UK	6/22/83	5,050	2	CGC POINT JACKSON
HETTY	UK	11/2/83	29,961	4	CGC VIGOROUS
(hashish)					
NARWAL	UK	11/4/83	29,900	16	CGC DALLAS
MAXIMA	UK	11/24/83	3,400	3	CGC CAPE KNOX
MARIO E	UK	12/11/83	32,760	15	CGC VIGILANT
NEPTUNE	CJ	12/22/83	85,500	11	CGC UTE
VERA	UK	2/7/84	30,000	7	CGC DECISIVE
ELIZABETH	UK	2/27/84	21,700	14	CGC ALERT
MRS WHITE	UK	6/3/84	33,750	8	CGC LIPAN
HALCYON	CJ	9/13/84	1	5	CUSTOMS
STECARIKA	CJ	6/19/84	24,430	15	CGC DALLAS
CRAMAY	TK	6/19/84	35,080	4	CGC DAUNTLESS
MIRIAM C	UK	8/18/84	30,000	16	CGC COURAGEOUS
BABY FOOT	TK	9/24/84	126	17	CUSTOMS
MARGIE	UK	9/25/84	8,175	3	CGC EVERGREEN
YEMAYA	UK	9/28/84	3,060	3	CGC UTE
CAPTAIN JOE	TK	11/10/84	20,000	4	CGC BIBB
MAR ANTIL	UK	11/23/84	70,950	13	LEDET/USS HERCULES
PRINCESS	UK	11/27/84	34,900	2	CGC GENTIAN
EMANUEL II	CJ	1/28/85	659(coke)	9	CGC VIGILANT
CRUZ DEL SUR	CJ	3/3/85	3	16	CGC MESQUITE
CHATA ONE	CJ	3/9/85	38,290	11	CGC UTE
MACVIE	UK	8/20/85	51,280	9	CGC PT SAL
ISLAND VENTURER	CJ	8/20/85	(seized with MACVIE)		CGANT VENICE
LINE ISLAND					
TRADER	UK	4/15/86	9097	6	CGC MUNRO
ABACO TREASURE	UK	8/28/86	133	7	CG STATION FT PIERCE

VESSEL SEIZURES UNDER THE US/UK AGREEMENT (cont'd)

<u>Vessel Name</u>	<u>Flag</u>	<u>Date Seized</u>	<u>MJ Pounds</u>	<u>Arrests</u>	<u>Seizing Cutter</u>
CALLIOPE	VI	10/4/86	8,640		CG STATION MENEMSHA
JOUER	UK	10/8/86	214	2	CGC SHEARWATER
CIRRUS	UK	11/14/86	8,000	4	LEDET/USS KING
NOMADIC STAR	UK	6/2/87	260	2	CGC STEADFAST
MYTH OF ECURIE	UK	6/16/87	7552	4	CGC CAPE ROMAIN
STELLA	UK	11/1/87	(seized)	5	CGC MONHEGAN
JOMARA	UK	6/1/88	440	3	CGC BARANOF
BLUE STREAMER	UK	6/14/88	,01	2	CGC PT WHITEHORN
EROS/JAPY					
HERMES	CJ	12/15/88	14,100	0	CGC EDISTO
MARINA II	UK	3/31/89	10,000	8	CGC TAMPA
ANTIPODES III	UK	4/12/91	462	3	CUSTOMS/CGC MONHEGAN
TOTAL CASES: 48		Total pounds:	913,695 marijuana	Total arrests: 325	
			29,961 hashish		
			659 cocaine		

NAVY ASSISTANCE TO COAST GUARD DRUG ENFORCEMENT

<u>Vessel Name</u>	<u>Flag</u>	<u>Date Seized</u>	<u>Lbs of contraband/ Violation</u>	<u>Arrests</u>	<u>Navy Involvement</u>
SALTY	US	4/27/81	38 lbs MJ	3	USS BEARY - recovered drugs
MISS CECILE	US	5/28/82	71,400 lbs MJ	4	USS FARRAGUT - escort/tow, P-3 sighted
RIO PANUCO	XX	5/28/82	102,650 lbs MJ	19	USS FARRAGUT - sight/escort
BENNY	XX	6/4/82	21,920 lbs MJ	7	USS MCDONNELL - refueled WPB
YVETTE	US	6/6/82	10,950 lbs MJ	7	USS FIDELITY - escort/tow
MONT BORON	XX	9/10/82	Residue	11	USS CLIFTON SPRAGUE - show of force
RECIFE	XX	11/20/82	50,650 lbs MJ	11	LEDET/USS MISSISSIPPI
GIVONNEY	XX	3/16/83	40,000 lbs MJ	21	P-3 sighted
GATOR	US	4/9/83	46.2 lbs CK 2,520 lbs MJ	4	LEDET/USS AQUILA
XIPHIAS	US	4/21/83	27,225 lbs MJ	5	LEDET/USS ARIES
ALEX	PM	6/28/83	100,000 lbs MJ	17	USS CLAUDE V. RICKETTS - escort
RANGER	XX	7/15/83	57,265 lbs MJ	9	LEDET/USS KIDD <u>USE OF FORCE</u>
T-GRIT	PM	8/3/83	28,000 lbs MJ	14	LEDET/USS BARNSTABLE COUNTY
FL-2940-EA	US	8/4/83	3,800 lbs MJ	3	LEDET/USS PEGASUS
FLOATING BALES		8/10/83	6,300 lbs MJ		LEDET/USS ARIES
OCEAN QUEEN	US	10/15/83	Residue	6	LEDET/USS SPARTENBURG COUNTY
FL-7277-EM	US	10/22/83	Residue	3	LEDET/USS SPARTENBURG COUNTY
WAMMER JAMMER	US	11/3/83	500 lbs MJ	2	LEDET/USS AUBREY FITCH
FLOATING BALES		11/8/83	120 lbs MJ		P-3 sighted
FL-1988-F	US	1/9/84	2,000 lbs MJ	2	LEDET/USS ARIES

NAVY ASSISTANCE TO COAST GUARD DRUG ENFORCEMENT (cont'd)

<u>Vessel Name</u>	<u>Flag</u>	<u>Date Seized</u>	<u>Lbs of contraband/ Violation</u>	<u>Arrests</u>	<u>Navy Involvement</u>
FLOATING BALES		1/15/84	75 lbs MJ	0	USS BIDDLE recovered
FLOATING BALES		1/25/84	50 lbs MJ	0	USS GEMINI recovered
RAMA CAY	PM	2/2/84	23,000 lbs MJ	8	P-3 sighted
GRIFFON	US	3/20/84	29,484 lbs MJ	3	P-3 sighted
SPORT FISHING	US	4/24/84	7,350 lbs MJ	6	USS PAIUTE - tow
GULF STAR	US	5/1/84	50 lbs MJ	5	LEDET/USS MCINERNEY
SEA WALTZ	US	5/15/84	8,850 lbs MJ	3	LEDET/USS REID
BISMARCK	XX	5/20/84	60,905 lbs MJ	8	P-3 sighted
FLOATING BALES		6/3/84	35 lbs MJ		LEDET/USS AQUILA
FL-6638-AN	US	7/2/84	1,050 lbs MJ	2	LEDET/USS AQUILA
FISH WITCH	US	7/5/84	Residue	2	LEDET/USS AQUILA
MAX	US	8/12/84	6,000 lbs MJ	5	USS BARNEY - escort/tow
SAN ANDREA	PM	8/12/84	15,000 lbs MJ	10	LEDET/USS GEMINI
PENIEL	HA	10/8/84	250 lbs MJ	1	USS TAURUS - sighted
ZULIA I	XX	11/19/84	1,350 lbs MJ	3	LEDET/USS HERCULES
MAR ANTIL	UK	11/23/84	70,950 lbs MJ	13	LEDET/USS HERCULES
CONTESSA	US	11/23/84	5,920 lbs MJ	3	LEDET/USS GEMINI
SILVER STAR II	PM	12/10/84	21,350 lbs MJ	5	LEDET/USS TAURUS
LOLA	US	11/30/84	3,000 lbs MJ	3	USS DEYO - tow
PACIFIC STAR	PM	12/31/84	44,000 lbs MJ	7	P-3 sighted
FL-7552-F	US	4/15/85	5,000 lbs MJ	2	LEDET/PB 731 and PB 738
FLOATING BALES		7/16/85	60 lbs MJ		USS DETROIT
SALLY ANN	US	8/1/85	17,360 lbs MJ	4	LEDET/USS HERCULES

NAVY ASSISTANCE TO COAST GUARD DRUG ENFORCEMENT (cont'd)

<u>Vessel Name</u>	<u>Flag</u>	<u>Date Seized</u>	<u>Lbs of contraband/ Violation</u>	<u>Arrests</u>	<u>Navy Involvement</u>
TUG CAPSTAN & BARGE	US	9/4/85	131,120 lbs MJ	4	P-3 searched
STORM FLOATING BALES	XX	10/23/85 11/1/85	Residue 65,000 lbs MJ	8	P-3 sighted P-3 sighted
LAURA ROSAPM		11/10/85	13,150 lbs MJ	9	LEDET/USS SEMMES
ISLA DE SABAS PM		11/5/85	7,650 lbs MJ	0	LEDET/USS MACDONOUGH (VSL seized by CO govt.)
CHIEF C	US	12/12/85	19,380 lbs MJ	4	P-3 searched
FLOATING BALES		12/18/85	200 lbs MJ	0	LEDET/USS MCDONALD
BARBARA REGLA	US	12/23/85	2,500 lbs MJ	6	LEDET/USS THOMAS G. HART
FL-3727-BH	US	1/30/86	2,150 lbs MJ	0	P-3 searched
TAHAZAR	XX	2/15/86	53,240 lbs MJ	8	LEDET/USS ELROD
PEPITO	CO	2/20/86	7,400 lbs MJ	7	LEDET/USS ELROD
EL COBO	US	3/31/86	70 lbs MJ	0	Navy Helo located
HANNI	PM	5/9/86	37,840 lbs MJ	9	LEDET/USS TAURUS
ONIRIS	CO	7/3/86	27,720 lbs MJ	7	P-3 sighted
MELANIE	US	9/23/86	11,400 lbs MJ	3	LEDET/USS SAMUEL B. ROBERTS
PRIVATE A/C	XX	9/23/86	650 lbs MJ	0	Navy Helo located/ pursued
MELISSA	US	10/12/86	12,400 lbs MJ	4	P-3 sighted
CIRRUS	UK	11/14/86	8,000 lbs MJ	4	LEDET/USS KING
ROSE MARIE 10	XX	11/15/86	20,000 lbs MJ	7	LEDET/USS MCCLOY
CAPT ROBERT	HO	11/16/86	10,000 lbs MJ	8	LEDET/USS KING
SEE WONDERER	XX	11/20/86	98,325 lbs MJ	10	LEDET/USS MCCLOY
DELFIN	XX	12/2/86	17,085 lbs MJ	7	P-3 sighted
TRAVELLER	US	12/11/86	4,600 lbs MJ	3	LEDET/USS GLOVER



NAVY ASSISTANCE TO COAST GUARD DRUG ENFORCEMENT (cont'd)

<u>Vessel Name</u>	<u>Flag</u>	<u>Date Seized</u>	<u>Lbs of contraband/ Violation</u>	<u>Arrests</u>	<u>Navy Involvement</u>
FL-5665-EY	US	12/18/86	1,800 lbs MJ	2	LEDET/USS AQUILA
GRANELERO II	PM	1/13/87	50 lbs CK	20	LEDET/USS KOELSCH
RAMIL	US	2/14/87	460 lbs MJ	4	P-3 sighted
KADOONA	US	2/26/87	Residue	2	LEDET/USS ARIES
DICK II	US	3/24/87	29,880 lbs MJ	6	P-3 sighted
SAN FRANCISCO II	XX	3/27/87	25,000 lbs MJ	6	LEDET/USS JOHN L. HALL
ENDEAVOR OF MAN	US	3/29/87	660 lbs MJ	3	LEDET/USS BOONE
FLOATING BALES		3/29/87	25 lbs MJ		NAS KEY WEST recovered
FLOATING BALES		3/30/87	150 lbs MJ		LEDET/USS KOELSCH
ORION I	HO	4/2/87	11,560 lbs MJ	12	LEDET/USS MCCLOY
FLOATING BALES		4/6/87	450 lbs MJ		P-3 sighted
FL-7108-EA	US	4/7/87	1,770 lbs MJ	2	LEDET/USS GEMINI
FL-3368-EW	US	4/8/87	498 lbs CK	0	LEDET/USS GEMINI
EL CHAPU I	PM	4/8/87	1 lb MJ	8	LEDET/USS BOONE
FL-8234-EM	US	4/12/87	2,860 lbs MJ	23	LEDET/USS ORTOLAN
DON YASSER	HO	5/2/87	20,230 lbs MJ	7	P-3 sighted
JACQUELINE	US	5/19/87	850 lbs MJ	3	LEDET/USS FAHRION
FL-7743-DL	US	6/25/87	1 lb MJ	2	LEDET/USS GEMINI
LAS MERCEDES	CO	7/19/87	1 lb MJ	5	LEDET/USS J.L. HALL
TRI-DIVE	US	8/14/87	2,000 lbs MJ	2	LEDET/USS SELLERS
WAMANDAI	XX	9/5/87	22,435 lbs MJ	13	P-3 sighted
LAURA ROSA	PM	9/24/87	20,000 lbs MJ	9	LEDET/USS MCCLOY <u>USE OF FORCE</u>
FL-0508-EW	US	10/21/87	1,000 lbs MJ	2	LEDET/USS GEMINI
VELDA MARIE	US	10/29/87	277 lbs CK	3	LEDET/USS SEMMES

NAVY ASSISTANCE TO COAST GUARD DRUG ENFORCEMENT (cont'd)

<u>Vessel Name</u>	<u>Flag</u>	<u>Date Seized</u>	<u>Lbs of contraband/ Violation</u>	<u>Arrests</u>	<u>Navy Involvement</u>
YOKO MARU #77	XX	10/31/87	40,000 lbs MJ	8	LEDET/USS SEMMES
FL-3162-EY	US	12/5/87	Hidden Compartments	0	LEDET/USS HERCULES
JURANGO KISS	XX	12/7/87	11,340 lbs MJ	7	LEDET/USS W.S. SIMS
TIMBALIER	US	12/10/87	1,064 lbs CK	3	LEDET/USS HERCULES
CHRISTINA M	PM	2/20/88	21,660 lbs MJ	14	LEDET/USS OUELLETT (assist)
MARIA ELENA	US	5/11/88	1 lb MJ	0	LEDET/USS HORNE
LOCOCO BROS.	US	5/18/88	1 lb MJ	0	LEDET/USS FOX
MARGERET	XX	5/22/88	450 lbs MJ	7	LEDET/USS DE WERT
MARA III	VE	6/10/88	300 lbs MJ	6	LEDET/USS JESSE L. BROWN
A/C:N59751	US	6/15/88	1500 lbs CK	0	LEDET/USS JESSE L. BROWN (radar contact)
ENCOUNTER BAY	PM	7/1/88	143,000 lbs MJ	18	P-3 sighted
ROSSANA	VE	7/17/88	13,000 lbs MJ	0	LEDET/USS AINSWORTH
FILIMON	PM	8/18/88	4,760 lbs MJ	4	LEDET/USS JESSE L. BROWN
MARINA	CO	8/25/88	4,500 lbs MJ	0	LEDET/USS MCCLOY
KIKO	HO	8/26/88	4,000 lbs MJ	6	LEDET/USS MCCLOY
WATERMELON	US	9/16/88	vessel scuttled	2	LEDET/USS KING
APACHE III	US	11/24/88	6510 lbs MJ	6	LEDET/USS STUMP
UNNAMED	XX	2/11/89	2,520 lbs MJ	4	LEDET/USS JOHN HANCOCK
ESSO BONAIRE III	HO	3/19/89	55,524 lbs MJ	10	LEDET/USS FAIRFAX COUNTY
PATRICIA II	HO	3/30/89	22,120 lbs MJ	9	LEDET/USS FAIRFAX COUNTY
A/C:N680M	US	5/19/89	880 lbs CK	8	CG C-130/USS ROBERT G. BRADLEY
SANDY DORY	US	5/24/89	.01 lb MJ	1	P-3 sighted
HOMBRE (FL-8219-GA)	US	7/16/89	Airdrop Involvement	2	LEDET/USS CLIFTON SPRAGUE

NAVY ASSISTANCE TO COAST GUARD DRUG ENFORCEMENT (cont'd)

<u>Vessel Name</u>	<u>Flag</u>	<u>Date Seized</u>	<u>Lbs of contraband/ Violation</u>	<u>Arrests</u>	<u>Navy Involvement</u>
JAMARA	PM	10/20/89	560 lbs CK	7	LEDET/USS BLAKELY CGC ATTU
MARIA JOSE	CO	10/21/89	600 lbs CK	5	CGC NANTUCKET/USS BLAKELY
FL-8779-GE	US	11/02/89	165 lbs CK	3	USS GEMINI/CGC PADRE
Floating (Airdrop)		1/7/90	1,545 lbs MJ	0	OPBAT/USS DALE
FL-3349-GE	US	1/24/90	Fleeing LE authorities	0	CGC MAUI/USS PEGASUS assist
FL-7475-GE	US	1/24/90	Fleeing LE authorities	0	CGC MAUI/USS PEGASUS assist
Floating (Airdrop)		1/27/90	283 lbs CK	0	LEDET/USS DALE
NINA I	HO	2/18/90	12,700 lbs hashish	8	CGC SENECA/P-3 sighted
WICHO	US	3/2/90	356 lbs CK	4	LEDET ONE/USS BIDDLE
ANA	XX	3/18/90	hidden compartments	8	LEDET/USS SOUTH CAROLINA/Customs
TERRAL	SP	3/30/90	184 lbs CK	10	LEDET/USS SOUTH CAROLINA
NO VESSEL (FEEDSHIP I)		4/19/90	48.4 lbs CK	0	LEDET/USS C. F. ADAMS LEDET/USS AINSWORTH
DONNA OLGA II	CO	5/3/90	528 lbs CK	1	LEDET/USS ANTRIM assist
MISS LOU	US	5/4/90	9,200 lbs MJ	2	CGC DEPENDABLE/P-3 sighted
OP STOPWATCH		5/17/90	2,778.5 lb CK	0	DEA/LEDET/ USS MISSISSIPPI
ROMANA	DR	5/22/90	30 lbs CK	16	LEDET/USS CONNOLE P-3 sighted
OP AEROSMITH		7/8/90	4,000 lbs CK	0	DEA/LEDET/ USS MISSISSIPPI
CESMA II	HO	9/14/90	1,955.8 lbs MJ	6	P-3 sighted
A/C:N6762R	US	9/19/90	A/C seized	1	RBDF/OPBAT/P-3 tracking
Floating (Airdrop)		9/21/90	398.2 lbs CK	0	P-3 assist/USS DALE radar track
Shore (Airdrop)		9/24/90	180 lbs CK	1	Customs/CGC THETIS/ USS DALE/USS DEYO radar track

NAVY ASSISTANCE TO COAST GUARD DRUG ENFORCEMENT (cont'd)

<u>Vessel Name</u>	<u>Flag</u>	<u>Date Seized</u>	<u>Lbs of contraband/ Violation</u>	<u>Arrests</u>	<u>Navy Involvement</u>
LAORKIDA	XX	10/8/90	1,320 lbs CK	4	CGC HAMILTON/ CGC CAMPBELL/ LEDET/USS KALAMAZOO
DEL FIN	XX	10/13/90	4,560 lbs MJ	4	LEDET/USS DALE/ CGC HAMILTON P-3 sighted
MANZUKUN	XX	10/15/90	1,400 lbs CK	6	CGC HAMILTON/LEDET/ USS DALE
Floating		10/16/90	2,848 lbs CK	0	NOAA VSL/LEDET/USS OUELLET
MILENA	XX	11/08/90	7,950 lbs MJ	4	CGC DALLAS/USS SAVANNAH
Shore (Airdrop)		11/14/90	1,321 lbs CK	0	OPBAT/USS YORKTOWN
FL-8066-FR (Airdrop)	US	11/21/90	165 lbs CK	2	CGC BARANOF/USS TAURUS
Floating (Airdrop)		12/13/90	237.6 lbs CK	0	USS GEMINI LEDET/USS YARNELL
ENDEAVOUR I	XX	05/23/91	5,604 lbs CK	4	LEDET/USS BROWN
NORDIC	HO	06/11/91	200 lbs CK	1	CGC TAMPA
MAGALLANES V	PM	06/26/91	3,051 lbs CK	12	CUSTOMS/DOMINICA POLICE CGC ESCANABA/USN P-3
LUCKY STAR	VC	07/12/91	140,260 lbs hashish	15	LEDET/USS INGERSOLL
ISLANDER	US	07/30/91	532.25 lbs MJ	2	LEDET/USS CAPODANNO
BLUE WHALE	US	08/14/91	5,668 lbs CK	2	LEDET/USS D. BEARY
Floating Contraband		08/18/91	44 lbs CK	0	LEDET/USS PHARRIS
Floating (Airdrop)		08/26/91	1,270 lbs CK	0	OPBAT/CGC SHEARWATER LEDET/USS HERCULES
CLASSIFIED OP	--	08/31/91	2,398 lbs CK	0	CG/USN VSL
NO VSL (GICCIOLINA)		09/08/91	3,840 lbs MJ	3	CGC OCRACOKE/ LEDET/USS HERCULES
ARPON	VE	09/14/91	6,565 lbs MJ/7.2 lbs hashish	8	CGC OCRACOKE/ USS HERCULES
PANACHE	US	09/22/91	198 lbs MJ	3	LEDET/USS HERCULES

NAVY ASSISTANCE TO COAST GUARD DRUG ENFORCEMENT (cont'd)

<u>Vessel Name</u>	<u>Flag</u>	<u>Date Seized</u>	<u>Lbs of contraband/ Violation</u>	<u>Arrests</u>	<u>Navy Involvement</u>
NO VSL (HERMAN BODEWES)	--	10/09/91	30.8 lbs CK	0	CGC MOHAWK/ LEDET/USS CONSOLE
CLASSIFIED OP	--	10/09/91	594 lbs CK	0	DEA/CGC MOHAWK UNNAMED USN VSL
SWIFTSURE	US	11/03/91	336.6 lbs MJ	2	LEDET/USS WORDEN
CLASSIFIED OP	--	11/07/91	3,080 lbs CK	4	USN/USCG/DEA
OLYMPIA	XX	12/03/91	2,220 lbs MJ	4	LEDET/USS FLATLEY
GREY GHOST	XX	12/12/91	620.4 lbs MJ	3	LEDET/USS HERCULES
NO VSL (MEERA)	--	12/13/91	30 lbs CK	0	LEDET/USN VSL
HARBOUR	PM	01/06/92	9,631.6 lbs CK	28	CGC CAMPBELL/CGC PETREL USS TRIPPE
Shore (Airdrop)	--	01/08/92	148 lbs MJ 364 lbs CK	0	OPBAT/USS CONOLLY
Floating (Airdrop)	--	01/12/92	1,613 lbs CK	4	OPBAT/USS YARNELL detected
Unnamed Pleasure Craft (Airdrop)	--	01/17/92	908 lbs CK	4	OPBAT/USS YARNELL detected
CLASSIFIED OP	--	01/17/92	1,794 lbs MJ	2	Customs/CG/USN VSL
Shore	--	01/26/92	703 lbs CK	1	OPBAT/USN detected
Shore (Airdrop)	--	01/26/92	511 lbs CK	0	OPBAT/USN detected
MARIA B	VE	01/31/92	18,299 lbs MJ	5	LEDET/USS HAMMOND
DON JULIO	XX	02/04/92	21,034.8 lbs MJ	3	LEDET/USS FLATLEY
SANTA AMARO	NU	02/01/92	5,000 lbs MJ	5	LEDET/USS CONSOLE
Floating (Airdrop)	--	02/14/92	935 lbs CK	0	OPBAT/USN E-2C detected
CLASSIFIED OP	--	02/28/92	745.8 lbs CK	0	FBI/DEA/CG/USN VSL
Shore (Airdrop)	--	03/01/92	1,164 lbs CK	0	OPBAT/USS JACINTO
BAD HABITS (Airdrop)	US	03/06/92	794 lbs CK	3	LEDET/USN VSL
Unnamed Sailing Vessel	US	03/23/92	460 lbs CK	2	LEDET/USN VSL

TOTAL CASES : 174  
 TOTAL VESSEL : 138  
 TOTAL ARRESTS: 775

TOTAL POUNDS : 1,928,148 marijuana  
 62,059 cocaine  
 152,967 hashish

OTHER DOD ASSISTANCE TO COAST GUARD ENFORCEMENT

<u>Vessel Name</u>	<u>Flag</u>	<u>Date Seized</u>	<u>MJ LBS</u>	<u>Arrests</u>	<u>DOD Action</u>
Floating (A/C:N48C)	US	4/03/89	665	1	USAF F-15 tracking
A/C:N3836U	US	10/17/89	Obstructing tail Number	0	USAF F-15 tracking
Shore (Airdrop)	--	2/27/90	700 lb cocaine	10	USAF E-3 tracking
Shore (Air delivery)	--	3/14/90	612 lb cocaine	0	USAF E-3 tracking
TERRAL (Airdrop)	SP	3/30/90	184 lb cocaine	10	USAF E-3 tracking
VIRGO/ A/C:N27AS	BF US	5/17/90	1,760 lb cocaine	4	USAF E-3 Detected
Shore (Airdrop)	--	11/14/90	1,321 lb cocaine	0	USAF E-3 tracking
Floating (N2643S crashed)	--	02/24/91	389 lb cocaine	2	USAF E-3 tracking

TOTAL CASES: 8      Total pounds: 4,966 lbs cocaine      Total arrests: 27  
665 lbs marijuana

**LARGEST COCAINE INTERDICTIONS  
INVOLVING THE U.S. COAST GUARD**

**COCAINE INTERDICTIONS > 2000 LBS WHERE THE USCG WAS THE PRIMARY INTERDICTION AGENCY  
(AS OF 15 APR 1992)**

DATE SZD	VESSEL NAME	FL	LEN	DIST	AMOUNT(LBS)	ARRESTS	PRIMARY LE UNIT
10/02/89	ZEDOM SEA	PM	185	08	12207.80	9	CGC CUSHING (SEE NOTE)
07/21/91	HUNTER	US	71	01	10771.00	3	CGC ADAK
01/06/92	HARBOUR	PM	497	07	9633.80	28	CGC CABELL
08/14/91	BLUE WHALE	US	51	07	5668.00	2	LEDET/USS D. BEARY
05/23/91	ENDEAVOUR I	XX	65	21	5604.00	4	LEDET/USS BOWEN
04/24/90	**OP HOURGLASS**		-	07	4364.00	0	CGC HARRIET LANE
05/08/87	LA TOTO	DR	28	07	3770.69	5	CGC OCRACOCKE
03/30/88	25 FT F/V	US	25	07	3765.00	0	CGGRU MIAMI
07/06/89	BARLOVENTO	PM	153	07	3359.00	10	CGC SHEARWATER
02/03/92	MARIA CECILIA	CO	45	07	2730.00	3	CGC MONHEGAN
03/22/91	DANIELA I	CO	30	07	2422.00	1	CGC ATTU
11/03/86	ATLANTIC TRADER	XX	400	07	2272.00	13	CGC PT BARNES
12/30/89	MY VICE II	US	48	07	2202.00	2	CGC TAMPA
09/01/87	LUCELIA	HA	92	07	2055.00	12	CGC SEA HAWK

**COCAINE INTERDICTIONS > 2000 LBS WHERE THE USCG WAS THE ASSISTING INTERDICTION AGENCY  
(AS OF 15 APR 1992)**

**CG "OPBAT" ASSIST CASES**

06/25/89	SHORE(AIRDROP)		-	07	2113.00	0	BAHAMIAN AUTHORITIES
----------	----------------	--	---	----	---------	---	----------------------

**"OTHER" CG ASSIST CASES**

03/31/90	*SPECIAL OP #3*		-	07	5999.40	0	
07/08/90	** OP AEROSMITH **		-	07	4000.00	0	DEA
08/23/87	SHORE (CONT. DELIV.)		-	07	4000.00	0	U.S. CUSTOMS
05/18/88	FL-1011-EY	US	39	07	3750.00	4	U.S. CUSTOMS
09/30/90	*SPECIAL OP #8*		-	07	3740.00	0	
08/30/90	**OP GUINNESS**		-	07	3300.00	8	DEA/FJTF
06/30/90	*SPECIAL OP #24*		-	07	3190.00	0	
11/07/91	*SPECIAL OP #42*		-	07	3080.00	4	
06/26/91	MAGALLANES V	PM	130	07	3051.00	12	U.S. CUSTOMS/DOMINICA PD
10/16/90	FLOATING BALES		-	07	2848.50	0	NOAA VSL D.S. JORDAN
05/17/90	**OP STOPWATCH**		-	07	2778.60	0	DEA/FBI
10/02/89	ARGOVIND	PM	180	07	2651.00	6	U.S. CUSTOMS
03/31/91	*SPECIAL OP #22*		-	07	2640.00	0	
06/30/91	*SPECIAL OP #32*		-	07	2420.00	0	
09/05/91	*SPECIAL OP #37*		-	07	2404.60	0	
08/31/91	*SPECIAL OP #36*		-	07	2398.00	0	
09/30/91	*SPECIAL OP #38*		-	07	2200.00	0	
03/31/91	*SPECIAL OP #18*		-	07	2200.00	0	
01/31/92	*SPECIAL OP #45*		-	07	2090.00	0	

NOTE: THIS IS THE LARGEST KNOWN MARITIME COCAINE SEIZURE EVER RECORDED.

**LARGEST MARIJUANA/HASHISH INTERDICTIONS  
INVOLVING THE U.S. COAST GUARD**

**WHERE THE USCG WAS THE PRIMARY INTERDICTION AGENCY**

**CASES (OVER 100,000 LBS) WHERE AMOUNT WAS VALIDATED  
(AS OF 15 APR 1992)**

<u>DATE SZD</u>	<u>VESSEL NAME</u>	<u>LEN</u>	<u>DIST</u>	<u>AMOUNT</u>	<u>DRUG</u>	<u>ARRESTS</u>	<u>PRIMARY LE UNIT</u>
08/08/78	HEIDI	150	07	225,300	MJ	23	CGC SAGEBRUSH
06/03/87	DON JULIO	225	07	176,400	MJ	14	CGC BEAR
10/04/85	GUZZETTA 100	175	07	164,469	MJ	7	CGC TANEY
07/01/88	ENCOUNTER BAY	187	13	143,000	MJ	18	CGC BOUTWELL
11/20/80	POLARIS	150	08	140,282	MJ	16	CGC POINT SPENCER
07/12/91	LUCKY STAR	300	14	140,260	HA	15	LEDET/USS INGERSOLL
09/04/85	BARGE (CAPSTAN)	185	05	131,120	MJ	0	CGC TAMPA
07/16/82	GRIMURKAMBAN	116	01	119,500	MJ	11	CGC BIBB
04/16/78	MOCTEZUMA	144	07	115,570	MJ	12	CGC CAPE SHOALWATER
11/13/83	NORTHERN LIGHTS	350	07	111,600	MJ	22	CGC CAPE KNOX
12/10/80	LUKAS M	120	07	108,780	MJ	20	CGC RELIANCE
02/01/77	NIGHT TRAIN	185	07	104,000	MJ	13	CGC DAUNTLESS
05/28/82	RIO PANUCO	150	07	102,650	MJ	19	CGC BIBB
01/11/79	MINI ONE	175	07	100,620	MJ	13	CGC STEADFAST


**CASES (OVER 100,000 LBS) WHERE AMOUNT WAS NOT/COULD NOT BE VALIDATED  
(AS OF 15 APR 1992)**

<u>DATE SZD</u>	<u>VESSEL NAME</u>	<u>LEN</u>	<u>DIST</u>	<u>AMOUNT</u>	<u>DRUG</u>	<u>ARRESTS</u>	<u>PRIMARY LE UNIT</u>
08/02/79	GLADSTONE	250	12	800,000	MJ	11	CGC MIDGETT
02/04/81	HERMIGUA	150	07	400,000	MJ	9	CGC COURAGEOUS
02/27/77	CALABRES	125	07	240,000	MJ	22	CGC COURAGEOUS
05/27/82	BP-25	170	07	200,000	MJ	16	CGC DUANE
12/29/80	DR. JACK	110	08	150,000	MJ	14	CGC ACUSHNET
07/04/83	CRENEN	70	07	150,000	MJ	8	CGD7 (OLE)
01/27/81	ISLAND MERCHANT	82	07	100,000	MJ	10	CGC VIGOROUS
06/03/82	MOBY DICK	93	07	100,000	MJ	5	CGC CHEROKEE
06/21/83	ALEX	350	07	100,000	MJ	17	CGC LIPAN

**WHERE THE USCG WAS THE ASSISTING INTERDICTION AGENCY**

<u>DATE SZD</u>	<u>VESSEL NAME</u>	<u>LEN</u>	<u>DIST</u>	<u>AMOUNT</u>	<u>DRUG</u>	<u>ARRESTS</u>	<u>PRIMARY LE UNIT</u>
12/21/79	MR JAKE	140	08	120,000	MJ	17	U.S. CUSTOMS





# Federal-wide Drug Seizure System

	<u>FY 1989</u>	<u>FY 1990</u>	<u>FY 1991**</u>
<b>HEROIN</b>	1,095.2 KGS. (2,414.5 LBS.)	813.9 KGS.* (1,794.4 LBS.)	1,380.4 KGS. (3,043.1 LBS.)
<b>COCAINE</b>	99,200.0 KGS. (218,694.9 LBS.)	106,692.9 KGS. (235,213.6 LBS.)	107,482.8 KGS. (236,955.1 LBS.)
<b>CANNABIS</b>	508,982.1 KGS. (1,122,094.6 LBS.)	226,940.5 KGS. (500,309.8 LBS.)	302,991.5 KGS. (667,970.6 LBS.)
<b>Marijuana</b>	485,585.0 KGS. (1,070,513.7 LBS.)	219,201.3 KGS. (483,248 LBS.)	222,155.6 KGS. (489,761 LBS.)
<b>Hashish</b>	23,397.1 KGS. (51,580.9 LBS.)	7,739.2 KGS. (17,061.8 LBS.)	80,835.9 KGS. (178,209.6 LBS.)

\*Reflects significant updating from the previously published figure.

\*\*FY 1991 figures are preliminary and subject to updating.

The Federal-wide Drug Seizure System (FDSS) contains information about drug seizures made within the jurisdiction of the United States by the Drug Enforcement Administration, Federal Bureau of Investigation, and U. S. Customs Service, as well as maritime seizures made by the U. S. Coast Guard. Drug seizures made by other Federal Agencies are included in the FDSS data base when custody of the drug evidence was transferred to one of the four agencies identified above. Hence, FDSS statistics reflect the combined Federal drug seizure effort.

USCG USE OF DISABLING FIRE IN DRUG INTERDICTION

<u>VESSEL NAME</u>	<u>FLAG</u>	<u>DATE</u>	<u>UNIT</u>	<u>ROUNDS FIRED</u>	<u>CASUALTIES</u>	<u>HJ LBS</u>	<u>SPECIFIC INTEL</u>	<u>ONSCENE INFO</u>
THOMAS K	US	10/10/80	CGC PT FRANCIS	55 (50 cal)	0	27,200	None. Onscene determination	Failed to stop changed course to Bahamian Waters
POLARIS	US	11/20/80	CGC PT SPENCER	40 (50 cal)	0	140,282	DEA Intel specific to	Failed to stop changed POLARIS course
FL-6863-SH	US	1/29/81	CGC CP SHOALWATER	50 (50 cal)	0	1,400	None. Onscene determination	Marijuana bales being jettisoned
SNOWFLAKE	XX	6/21/81	CGC STEADFAST	75 (50 cal)	0	350	DEA Lookout list C-130 sighting	Cutter diverted for boarding
CONE	CO	3/4/82	CGC DECISIVE	423 (50 cal)	0	50,000	Intel info linking vsl to narcotics trafficking ops	Failed to stop
LAGO IZABAL	CJ	11/28/82	CGC PT ROBERTS	50 (50 cal)	0	32,080	Lookout on vsl and potential offload	Refused to acknowledge comms failed to stop
ANNA I	US	3/26/83	CGC HAMILTON	18 (20 mm)	0	25,400	None. Onscene determination	Refused to acknowledge comms failed to stop
MISS SHIRLEY	XX	6/26/83	CGC UTE	15 (50 cal)	0	18,232	None onscene determination	Failed to stop, attempted to ram CGC UTE
RANGER	XX	7/16/83	LEDET/USS KIDD	18 (50 cal)	0	57,265	None. Onscene determination	Failed to stop
CAPT BLACK	XX	2/16/84	CGC DAUNTLESS	102 (50 cal)	0	40,250	Name unknown boarded as stateless	Refused to acknowledge comms failed to stop
CRAMAY	TK	6/19/84	CGC DAUNTLESS	50 (50 cal)	0	35,080	None. Onscene determination	Failed to stop attempted to ram CGC DAUNTLESS

USCG USE OF DISABLING FIRE IN DRUG INTERDICTION (cont'd)

<u>VESSEL NAME</u>	<u>FLAG</u>	<u>DATE</u>	<u>UNIT</u>	<u>ROUNDS FIRED</u>	<u>CASUALTIES</u>	<u>MJ LBS</u>	<u>SPECIFIC INTEL</u>	<u>ONSCENE INFO</u>
EL TORO (01 Person suffered shrapnel wounds)	CO	11/10/85	CGC GALLATIN	15 (50 cal)	1	57,200	None. Onscene determination	Failed to stop rammed CGC GALLATIN
ROSE MARIE 10 XX (01 Person suffered gunshot wound to right arm and shrapnel wound to right side of head)		11/15/86	LEDET/USC MCCLOY	Unknown (50 cal)	1	20,000	None. Onscene determination	Failed to stop packages being jettisoned
ENCOUNTER BAY	PM	7/1/88	CGC BOUTWELL	90 (50 cal)	0	143,000	Previous intel	Failed to stop refused to acknowledge comms
HERMANN	PM	1/30/90	CGC CHINCOTEAGUE	600 (M60) 130 (20mm)	0	0	None. Onscene determination	Incorrect draft marks evasive actions

DRUG SEIZURES BY AMIO CUTTER

<u>VESSEL NAME</u>	<u>DATE SEIZED</u>	<u>MJ LBS</u>	<u>UNIT</u>
DONA VICTORIA	10/6/81	36,756	CGC HAMILTON
DANNY	10/14/81	15,000	CGC HAMILTON
FAO	11/12/81	10,355	CGC CHASE
CARY	11/29/81	2,600	CGC CHASE
CAPT ROMIE	12/5/81	1	CGC CHASE
MEILYN	1/14/82	1	CGC GALLATIN
EQUATOR	2/7/82	8,000	CGC GALLATIN
DIAMANTE	4/29/82	13,630	CGC VIGOROUS
YVETTE	6/6/82	10,950	CGC DALLAS
WANDA	7/22/82	5,675	CGC HAMILTON
LIBRA	10/24/82	7,150	CGC DALLAS
RAMSES II	11/18/82	15,000	CGC HAMILTON
GOLD COAST	1/31/83	19,680	CGC ALERT
ALEX	6/28/83	100,000	CGC LIPAN
NO VESSEL	10/15/83	70	CGC DECISIVE
SAINT NICHOLAS	10/25/83	25,650	CGC DALLAS
WAMMER JAMMER	11/3/83	500	CGC DALLAS
NARWAL	11/4/83	29,900	CGC DALLAS
MISS DEBBIE	11/6/83	23,000	CGC DALLAS
NISTANOVA	11/13/83	7,975	CGC DALLAS
W & V	11/16/83	10,130	CGC DALLAS
EL VIRA III	11/23/83	5,530	CGC DALLAS
VANESSA	12/9/83	1	CGC HAMILTON
JUPITER II	2/14/84	24,735	CGC ALERT
MONT JOLI	2/18/84	29,000	CGC ALERT
DIANA LINA	2/26/84	1	CGC ALERT
IROLA B III	2/26/84	9,800	CGC ALERT
ELENA	2/26/84	1	CGC ALERT
ELIZABETH	2/27/84	21,700	CGC ALERT
PUSH PUSH	3/18/84	1,000	CGC GALLATIN
CHINOOK	4/2/84	1,895 lbs cocaine	CGC GALLATIN
MARIE JULIE	5/1/84	1	CGC VIGOROUS
JANETH	5/24/84	18,450	CGC HAMILTON
MISS KRISS	7/29/84	13,400	CGC CHASE
GALENA	11/22/84	3,250	CGC CHASE
LUZDARY	2/7/85	12,000	CGC GALLATIN
SABRINA II	2/19/85	2,500	CGC GALLATIN
MACES BAY	2/21/85	50,000	CGC GALLATIN
LISA & LESLIE	2/22/85	14,000	CGC GALLATIN

DRUG SEIZURES BY AMIO CUTTER (cont'd)

<u>VESSEL NAME</u>	<u>DATE SEIZED</u>	<u>MJ LBS</u>	<u>UNIT</u>
STAR TREK	2/23/85	30,000	CGC DALLAS
KULUSKA	6/20/85	15,525	CGC ALERT
LA PRIMERA	7/8/85	1,920	CGC BEAR
RAMPART	4/30/86	2,000	CGC BEAR
SIX KIDS	9/3/86	1	CGC STEADFAST
RELLA	11/4/86	9,900	CGC RELIANCE
SHORE	1/5/87	64 lb cocaine	CGC TAMPA
SIX KIDS	4/16/87	4,000	CGC TAMPA
FLOATING BALES	6/26/87	500	CGC SPENCER
EL CONDOR	8/6/87	1,074 lb cocaine	CGC STEADFAST
HENRI	8/25/87	19,980	CGC ALERT
FL-6907-FR	9/24/87	10,000	CGC CHASE
40 FT F/V	10/19/87	15,000	CGC CHASE
NEW YEAR	10/23/87	6,000	CGC CHASE
FL-5383-DW	12/29/87	1	CGC SENECA
MARILYN E	1/5/88	5000	CGC DAUNTLESS
FLOATING BALES	1/18/88	120	CGC DAUNTLESS
FOLATING BALES	1/23/88	780	CGC DAUNTLESS
FLOATING BALES	1/25/88	240	CGC DECISIVE
SABRINA	2/11/88	57,333	CGC DECISIVE
MOLLY BETH	10/30/88	906 lb cocaine	CGC TAMPA
MR. TED	12/06/88	14,080	CGC ESCAPE
MARINA II	3/31/89	10,000	CGC TAMPA
EASY GOING	6/30/89	1,500 lb cocaine	CGC BEAR
4J'S	10/03/89	Outfitted for smuggling	CGC DAUNTLESS
MY VICE II	12/30/89	2,202 lb cocaine	CGC TAMPA
NO VESSEL (GONAIVE TRADER)	6/18/90	41.8 lb cocaine	CGC CONFIDENCE
GOLD STAR	10/3/90	506 lb cocaine	Bahamian Auth./ CGC DECISIVE
DIEUS PLUS FORT	11/14/90	17.6 lb cocaine	CGC NORTHLAND

DRUG SEIZURES BY AMIO CUTTER (cont'd)

<u>VESSEL NAME</u>	<u>DATE SEIZED</u>	<u>MJ LBS</u>	<u>UNIT</u>
NO VESSEL (MISS SHELLY) A/C:NJ5211	12/23/90	699.6 lb cocaine	CGC BEAR
	02/07/91	880 lb cocaine	Colombian Auth./ CGC DECISIVE
NO VESSEL	03/17/91	770 lbs cocaine	DEA/CGC DURABLE
FL-2505-BU	09/06/91	79.2 lbs cocaine	CGC STEADFAST
LEELA	09/25/91	554 lbs	CGC COURAGEOUS
ODIN	11/06/91	Outfitted for Smuggling	CGC STEADFAST
PRIDE AND JOY	11/24/91	1,737 lbs	RBDF/OPBAT/ CGC TAMPA
DREAM GIRL	11/30/91	3,864 lbs	CGC STEADFAST
FAMI TRADER	12/06/91	8.8 lbs	CGC VIGILANT
HARBOUR	01/06/92	9,631.6 lbs cocaine	CGC CAMPBELL/ CGC PETREL

TOTAL CASES: 78    Total pounds: 758,891 lbs marijuana    Total arrests: 423  
20,274.8 lbs cocaine  
3 gals hash oil  
2 lbs heroin

NOTE: THIS SECTION WILL NO LONGER BE PUBLISHED AFTER THIS EDITION.

USCG BOARDING STATISTICS BY FISCAL YEAR\*

ATLANTIC AREA	FY89	YR-YR	FY90	YR-YR	FY91	YR-YR	FY92
	SEER REPORTED BDNGS	% DIFF.	SEER REPORTED BDNGS	% DIFF.	SEER REPORTED BDNGS	% DIFF.	SEER REPORTED BDNGS
MONTH							
10 (OCT)	1507	-1.3%	1487	-52.1%	712	111.5%	1506
11 (NOV)	1131	11.8%	1265	-26.9%	925	-1.2%	914
12 (DEC)	1024	-0.6%	1018	-25.4%	759	-0.5%	755
1 (JAN)	1247	-13.0%	1085	-26.8%	794	13.2%	899
2 (FEB)	1017	-9.6%	919	-0.5%	914	-2.5%	891
3 (MAR)	1527	-13.2%	1325	-26.2%	978	13.7%	1112
4 (APR)	2187	-21.2%	1723	-10.3%	1545		
5 (MAY)	2572	-15.8%	2165	11.6%	2416		
6 (JUN)	3358	-37.4%	2101	14.7%	2409		
7 (JUL)	3402	-36.2%	2169	-22.5%	1681		
8 (AUG)	3477	-53.6%	1614	-3.2%	1563		
9 (SEP)	2351	-37.4%	1472	3.3%	1520		
SUBTOTALS:	24800	-26.0%	18343	-11.6%	16216		6077
PACIFIC AREA	FY89	YR-YR	FY90	YR-YR	FY91	YR-YR	FY92
	SEER REPORTED BDNGS	% DIFF.	SEER REPORTED BDNGS	% DIFF.	SEER REPORTED BDNGS	% DIFF.	SEER REPORTED BDNGS
MONTH							
10 (OCT)	643	-1.2%	635	-77.0%	146	168.5%	392
11 (NOV)	458	5.5%	483	-33.3%	322	16.1%	374
12 (DEC)	561	-2.7%	546	-62.6%	204	59.8%	326
1 (JAN)	557	-30.2%	389	-25.7%	289	39.1%	402
2 (FEB)	525	-37.1%	330	26.1%	416	15.1%	479
3 (MAR)	749	-18.2%	613	-26.8%	449	47.4%	662
4 (APR)	1024	-28.2%	735	-25.9%	545		
5 (MAY)	1127	-43.5%	637	29.8%	827		
6 (JUN)	1114	-24.8%	838	-3.6%	808		
7 (JUL)	1742	-35.2%	1128	-40.2%	674		
8 (AUG)	1337	-31.6%	914	-35.3%	591		
9 (SEP)	985	-30.3%	687	17.2%	805		
SUBTOTALS:	10822	-26.7%	7935	-23.4%	6076		2635
TOTAL U.S.C.G.	FY89	YR-YR	FY90	YR-YR	FY91	YR-YR	FY92
	SEER REPORTED BDNGS	% DIFF.	SEER REPORTED BDNGS	% DIFF.	SEER REPORTED BDNGS	% DIFF.	SEER REPORTED BDNGS
MONTH							
10 (OCT)	2150	-1.3%	2122	-59.6%	858	121.2%	1898
11 (NOV)	1589	10.0%	1748	-28.7%	1247	3.3%	1288
12 (DEC)	1585	-1.3%	1564	-38.4%	963	12.3%	1081
1 (JAN)	1804	-18.3%	1474	-26.5%	1083	20.1%	1301
2 (FEB)	1542	-19.0%	1249	6.5%	1330	3.0%	1370
3 (MAR)	2276	-14.9%	1938	-26.4%	1427	24.3%	1774
4 (APR)	3211	-23.5%	2458	-15.0%	2090		0
5 (MAY)	3699	-24.2%	2802	15.7%	3243		0
6 (JUN)	4472	-34.3%	2939	9.5%	3217		0
7 (JUL)	5144	-35.9%	3297	-28.6%	2355		0
8 (AUG)	4814	-47.5%	2528	-14.8%	2154		0
9 (SEP)	3336	-35.3%	2159	7.7%	2325		0
GRAND TOTALS:	35622	-26.2%	26278	-15.2%	22292		8712

\* INFORMATION IN USCG LAW ENFORCEMENT INFORMATION SYSTEM.

FY89 USCG BOARDING / VIOLATION / INTERDICTION INFORMATION\*

<u>ATLANTIC AREA</u>		<u># OF SEER RPTD BOARDINGS</u>	<u># OF SEER RPTD VIOLATIONS</u>	<u># OF VESSELS SEIZED</u>	<u># OF ALL SEIZURE CASES</u>
MON	YR				
10	88 (OCT)	1507	685	11	11
11	88 (NOV)	1131	524	15	24
12	88 (DEC)	1024	440	12	17
1	89 (JAN)	1247	547	8	12
2	89 (FEB)	1017	476	11	11
3	89 (MAR)	1527	670	9	13
4	89 (APR)	2187	924	12	16
5	89 (MAY)	2572	1105	20	25
6	89 (JUN)	3358	1507	25	30
7	89 (JUL)	3402	1583	19	27
8	89 (AUG)	3477	1865	16	18
9	89 (SEP)	2351	1135	19	23
SUBTOTALS:		24800	11461	177	227

<u>PACIFIC AREA</u>		<u># OF SEER RPTD BOARDINGS</u>	<u># OF SEER RPTD VIOLATIONS</u>	<u># OF VESSELS SEIZED</u>	<u># OF ALL SEIZURE CASES</u>
MON	YR				
10	88 (OCT)	643	300	4	4
11	88 (NOV)	458	205	0	0
12	88 (DEC)	561	267	4	4
1	89 (JAN)	557	242	4	4
2	89 (FEB)	525	250	3	4
3	89 (MAR)	749	392	1	1
4	89 (APR)	1024	487	1	1
5	89 (MAY)	1127	478	2	2
6	89 (JUN)	1114	451	0	0
7	89 (JUL)	1742	722	3	4
8	89 (AUG)	1337	603	1	1
9	89 (SEP)	985	477	5	5
SUBTOTALS:		10822	4874	28	30

<u>TOTAL U.S.C.G.</u>		<u># OF SEER RPTD BOARDINGS</u>	<u># OF SEER RPTD VIOLATIONS</u>	<u># OF VESSELS SEIZED</u>	<u># OF ALL SEIZURE CASES</u>
MON	YR				
10	88 (OCT)	2150	985	15	15
11	88 (NOV)	1589	729	15	24
12	88 (DEC)	1585	707	16	21
1	89 (JAN)	1804	789	12	16
2	89 (FEB)	1542	726	14	15
3	89 (MAR)	2276	1062	10	14
4	89 (APR)	3211	1411	13	17
5	89 (MAY)	3699	1583	22	27
6	89 (JUN)	4472	1958	25	30
7	89 (JUL)	5144	2305	22	31
8	89 (AUG)	4814	2468	17	19
9	89 (SEP)	3336	1612	24	28
GRAND TOTALS:		35622	16335	205	257

\* INFORMATION IN USCG LAW ENFORCEMENT INFORMATION SYSTEM.



FY90 USCG BOARDING / VIOLATION / INTERDICTION INFORMATION\*

<u>ATLANTIC AREA</u>		<u># OF SEER RPTD BOARDINGS</u>	<u># OF SEER RPTD VIOLATIONS</u>	<u># OF VESSELS SEIZED</u>	<u># OF ALL SEIZURE CASES</u>
MON	YR				
10	89 (OCT)	1487	570	18	22
11	89 (NOV)	1265	543	13	18
12	89 (DEC)	1018	403	5	8
1	90 (JAN)	1085	427	8	11
2	90 (FEB)	919	369	3	5
3	90 (MAR)	1325	589	11	16
4	90 (APR)	1723	764	7	14
5	90 (MAY)	2165	977	11	17
6	90 (JUN)	2101	975	6	13
7	90 (JUL)	2169	997	6	12
8	90 (AUG)	1614	735	4	9
9	90 (SEP)	1472	704	8	13
SUBTOTALS:		18343	8053	100	158

<u>PACIFIC AREA</u>		<u># OF SEER RPTD BOARDINGS</u>	<u># OF SEER RPTD VIOLATIONS</u>	<u># OF VESSELS SEIZED</u>	<u># OF ALL SEIZURE CASES</u>
MON	YR				
10	89 (OCT)	635	330	3	3
11	89 (NOV)	483	236	3	3
12	89 (DEC)	546	263	9	9
1	90 (JAN)	389	194	2	2
2	90 (FEB)	330	182	1	1
3	90 (MAR)	613	320	4	4
4	90 (APR)	735	332	0	0
5	90 (MAY)	637	329	4	4
6	90 (JUN)	838	415	3	3
7	90 (JUL)	1128	548	2	2
8	90 (AUG)	914	444	3	3
9	90 (SEP)	687	367	0	0
SUBTOTALS:		7935	3960	34	34

<u>TOTAL U.S.C.G.</u>		<u># OF SEER RPTD BOARDINGS</u>	<u># OF SEER RPTD VIOLATIONS</u>	<u># OF VESSELS SEIZED</u>	<u># OF ALL SEIZURE CASES</u>
MON	YR				
10	89 (OCT)	2122	900	21	25
11	89 (NOV)	1748	779	16	21
12	89 (DEC)	1564	666	14	17
1	90 (JAN)	1474	621	10	13
2	90 (FEB)	1249	551	4	6
3	90 (MAR)	1938	909	15	20
4	90 (APR)	2458	1096	7	14
5	90 (MAY)	2802	1306	15	21
6	90 (JUN)	2939	1390	9	16
7	90 (JUL)	3297	1545	8	14
8	90 (AUG)	2528	1179	7	12
9	90 (SEP)	2159	1071	8	13
GRAND TOTALS:		26278	12013	134	192

\* INFORMATION IN USCG LAW ENFORCEMENT INFORMATION SYSTEM.

FY91 USCG BOARDING / VIOLATION / INTERDICTION INFORMATION\*

<u>ATLANTIC AREA</u>		<u># OF SEER RPTD BOARDINGS</u>	<u># OF SEER RPTD VIOLATIONS</u>	<u># OF VESSELS SEIZED</u>	<u># OF ALL SEIZURE CASES</u>
MON	YR				
10	90 (OCT)	712	285	6	8
11	90 (NOV)	925	455	10	15
12	90 (DEC)	759	334	3	18
1	91 (JAN)	794	376	3	4
2	91 (FEB)	914	470	7	11
3	91 (MAR)	978	482	6	20
4	91 (APR)	1545	784	2	6
5	91 (MAY)	2416	1186	4	6
6	91 (JUN)	2409	1273	5	17
7	91 (JUL)	1681	904	4	8
8	91 (AUG)	1563	788	8	16
9	91 (SEP)	1520	864	8	12
SUBTOTALS:		16216	8176	66	141

<u>PACIFIC AREA</u>		<u># OF SEER RPTD BOARDINGS</u>	<u># OF SEER RPTD VIOLATIONS</u>	<u># OF VESSELS SEIZED</u>	<u># OF ALL SEIZURE CASES</u>
MON	YR				
10	90 (OCT)	146	83	0	0
11	90 (NOV)	322	180	0	0
12	90 (DEC)	204	114	0	1
1	91 (JAN)	289	164	1	1
2	91 (FEB)	416	247	4	4
3	91 (MAR)	449	267	2	2
4	91 (APR)	545	295	0	0
5	91 (MAY)	827	385	1	1
6	91 (JUN)	808	349	1	1
7	91 (JUL)	674	399	4	4
8	91 (AUG)	591	264	0	0
9	91 (SEP)	805	502	0	0
SUBTOTALS:		6076	3249	13	14

<u>TOTAL U.S.C.G.</u>		<u># OF SEER RPTD BOARDINGS</u>	<u># OF SEER RPTD VIOLATIONS</u>	<u># OF VESSELS SEIZED</u>	<u># OF ALL SEIZURE CASES</u>
MON	YR				
10	90 (OCT)	858	368	6	8
11	90 (NOV)	1247	635	10	15
12	90 (DEC)	963	448	3	19
1	91 (JAN)	1083	540	4	5
2	91 (FEB)	1330	717	11	15
3	91 (MAR)	1427	749	8	22
4	91 (APR)	2090	1079	2	6
5	91 (MAY)	3243	1571	5	7
6	91 (JUN)	3217	1622	6	18
7	91 (JUL)	2355	1303	8	12
8	91 (AUG)	2154	1052	8	16
9	91 (SEP)	2325	1341	8	12
GRAND TOTALS:		22292	11425	79	155

\* INFORMATION IN USCG LAW ENFORCEMENT INFORMATION SYSTEM.

FY92 USCG BOARDING / VIOLATION / INTERDICTION INFORMATION\*

<u>ATLANTIC AREA</u>		<u># OF SEER RPTD BOARDINGS</u>	<u># OF SEER RPTD VIOLATIONS</u>	<u># OF VESSELS SEIZED</u>	<u># OF ALL SEIZURE CASES</u>
MON	YR				
10	91 (OCT)	1506	927	5	14
11	91 (NOV)	914	500	4	9
12	91 (DEC)	755	407	5	8
1	92 (JAN)	899	538	11	19
2	92 (FEB)	891	578	5	8
3	92 (MAR)	1112	663	2	10
4	92 (APR)		0		
5	92 (MAY)		0		
6	92 (JUN)		0		
7	92 (JUL)		0		
8	92 (AUG)		0		
9	92 (SEP)		0		
SUBTOTALS:		6077	3613	32	68

<u>PACIFIC AREA</u>		<u># OF SEER RPTD BOARDINGS</u>	<u># OF SEER RPTD VIOLATIONS</u>	<u># OF VESSELS SEIZED</u>	<u># OF ALL SEIZURE CASES</u>
MON	YR				
10	91 (OCT)	392	243	0	0
11	91 (NOV)	374	289	1	1
12	91 (DEC)	326	194	0	0
1	92 (JAN)	402	297	1	1
2	92 (FEB)	479	343	0	0
3	92 (MAR)	662	439	1	1
4	92 (APR)		0		
5	92 (MAY)		0		
6	92 (JUN)		0		
7	92 (JUL)		0		
8	92 (AUG)		0		
9	92 (SEP)		0		
SUBTOTALS:		2635	1805	3	3

<u>TOTAL U.S.C.G.</u>		<u># OF SEER RPTD BOARDINGS</u>	<u># OF SEER RPTD VIOLATIONS</u>	<u># OF VESSELS SEIZED</u>	<u># OF ALL SEIZURE CASES</u>
MON	YR				
10	91 (OCT)	1898	1170	5	14
11	91 (NOV)	1288	789	5	10
12	91 (DEC)	1081	601	5	8
1	92 (JAN)	1301	835	12	20
2	92 (FEB)	1370	921	5	8
3	92 (MAR)	1774	1102	3	11
4	92 (APR)	0	0	0	0
5	92 (MAY)	0	0	0	0
6	92 (JUN)	0	0	0	0
7	92 (JUL)	0	0	0	0
8	92 (AUG)	0	0	0	0
9	92 (SEP)	0	0	0	0
GRAND TOTALS:		8712	5418	35	71

\* INFORMATION IN USCG LAW ENFORCEMENT INFORMATION SYSTEM.

ILLEGAL MIGRANTS INTERDICTED BY THE COAST GUARD

G-OLE-1

DATA THRU: 10 APR 92  
 REVISED: 10 APR 92



\*\*\*\*\* FISCAL YEAR INFORMATION \*\*\*\*\*

BY MIGRANT NATIONALITY

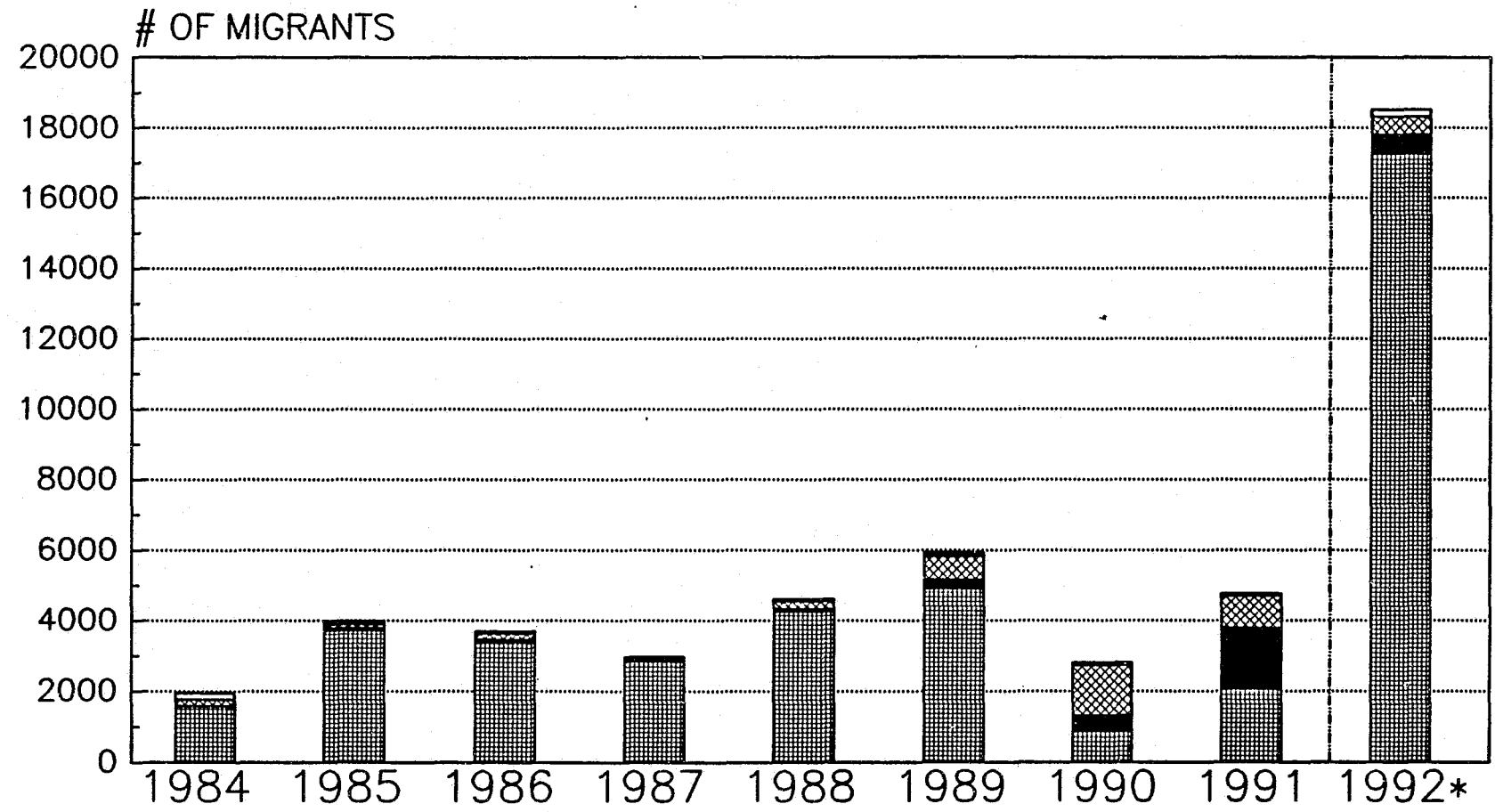
NATIONALITY	1982	1983	1984	1985	1986	1987	1988	1989	1990	1991	1992	TOTALS
BAHAMAS	0	0	2	13	0	0	0	3	3	0	0	21
BANGLADESH	0	0	44	18	0	0	0	0	0	0	0	62
BERMUDA	0	0	1	0	0	0	0	0	0	0	0	1
CANADA	0	0	0	0	0	0	1	0	0	0	0	1
CHILE	0	0	0	5	7	0	2	0	0	0	0	14
CHINA	0	0	0	12	11	0	0	5	0	20	187	235
COLOMBIA	0	12	0	6	1	0	3	1	21	12	0	56
CUBA	0	44	7	53	28	46	56	261	443	1722	626	3286
DOMINICAN REP.	0	6	181	122	189	40	245	664	1426	917	504	4294
ECUADOR	0	0	0	0	0	0	0	1	4	0	0	5
EL SALVADOR	0	0	0	0	0	1	1	0	0	0	0	2
GUATAMALA	0	0	0	0	0	0	0	0	2	0	0	2
GUYANA	0	0	0	1	0	0	0	0	0	0	0	1
HAITI	358	511	1581	3721	3422	2866	4262	4902	871	2065	18353	42912
HONDURAS	0	0	0	0	0	0	2	0	0	2	0	4
INDIA	0	11	98	13	0	0	0	3	0	0	0	125
IRAN	0	0	2	0	0	0	0	0	0	0	0	2
JAMAICA	5	8	20	5	4	22	2	23	16	0	0	105
JAPAN	0	0	0	0	0	0	4	0	0	0	0	4
MEXICO	0	2	0	0	1	1	11	39	1	0	0	55
NIGERIA	0	0	0	0	0	0	0	0	1	0	0	1
PAKISTAN	0	4	8	2	2	0	0	11	0	0	0	27
PANAMA	0	0	0	0	0	0	0	0	0	16	0	16
PERU	0	0	1	0	0	0	0	0	1	0	0	2
PHILLIPINES	0	0	0	0	0	0	0	6	7	0	0	13
POLAND	0	0	0	0	0	0	0	0	0	0	2	2
PORTUGAL	0	0	0	0	0	0	0	3	0	1	0	4
SOUTH AFRICA	0	0	0	0	0	0	0	0	0	3	0	3
SPAIN	0	0	0	0	0	0	0	0	0	1	0	1
SRI LANKA	0	0	0	0	13	0	0	0	0	0	0	13
ST. LUCIA	0	0	0	0	0	0	0	0	1	0	0	1
TAIWAN	0	0	0	0	0	0	0	0	0	0	9	9
TURKEY	0	0	0	0	0	0	1	0	0	0	0	1
UNITED KINGDOM	0	1	0	0	0	0	0	1	1	0	0	3
URUGUAY	0	0	1	0	0	0	0	0	0	0	0	1
VIRGIN ISLANDS	0	0	0	0	0	0	0	0	0	0	0	0
VENEZUELA	0	1	0	0	0	0	1	0	0	0	0	2
YUGOSLAVIA	0	0	0	0	0	0	3	0	0	0	0	3
UNIDENTIFIED	0	0	0	0	0	0	4	0	0	1	0	5
GRAND TOTALS:	363	600	1946	3971	3678	2976	4598	5923	2798	4760	19681	51294
NON-HAITIAN:	5	89	365	250	256	110	336	1021	1927	2695	1328	8382
NON-HA, CU, DR:	5	39	177	75	39	24	35	96	58	56	198	802

# USCG MIGRANT INTERDICTIONS

HAITIANS      CUBANS      DOMINICAN REP.      OTHERS



40



FISCAL YEAR

\*thru 03/31/92

\*\*\*\*\* CALENDAR YEAR INFORMATION \*\*\*\*\*

G-OLE-1  
 DATA THRU: 31 MAR 92  
 REVISED: 10 APR 92

BY MIGRANT NATIONALITY

NATIONALITY	1981	1982	1983	1984	1985	1986	1987	1988	1989	1990	1991	1992	TOTALS
BAHAMAS	-	-	-	6	9	-	-	-	3	3	-	-	21
BANGLADESH	-	-	25	23	14	-	-	-	-	-	-	-	62
BERMUDA	-	-	1	-	-	-	-	-	-	-	-	-	1
CANADA	-	-	-	-	-	-	-	1	-	-	-	-	1
CHILE	-	-	-	-	7	5	-	2	-	-	-	-	14
CHINA	-	-	-	-	12	11	-	-	5	-	20	187	235
COLOMBIA	-	-	12	-	7	-	-	4	21	-	12	-	56
CUBA	0	0	47	19	43	27	44	59	372	430	1936	242	3219
DOMINICAN REP.	0	0	76	146	132	166	71	391	701	1246	1455	0	4384
ECUADOR	-	-	-	-	-	-	-	1	-	4	-	-	5
EL SALVADOR	-	-	-	-	-	-	1	1	-	-	-	-	2
GUATAMALA	-	-	-	-	-	-	-	-	-	2	-	-	2
GUYANA	-	-	-	1	-	-	-	-	-	-	-	-	1
HAITI	187	193	762	2942	2411	3388	3541	4614	3737	1124	10046	8829	41774
HONDURAS	-	-	-	-	-	-	-	2	-	1	1	-	4
INDIA	-	-	64	56	2	-	-	-	3	-	-	-	125
IRAN	-	-	2	-	-	-	-	-	-	-	-	-	2
JAMAICA	5	-	10	18	6	3	22	3	34	4	-	-	105
JAPAN	-	-	-	-	-	-	-	4	-	-	-	-	4
MEXICO	-	1	-	-	1	1	1	14	37	-	-	-	55
NIGERIA	-	-	-	-	-	-	-	-	-	1	-	-	1
PAKISTAN	-	-	12	2	2	-	-	11	-	-	-	-	27
PANAMA	-	-	-	-	-	-	-	-	-	-	16	-	16
PERU	-	-	1	-	-	-	-	-	-	1	-	-	2
PHILLIPINES	-	-	-	-	-	-	-	-	6	7	-	-	13
POLAND	-	-	-	-	-	-	-	-	-	-	2	-	2
PORTUGAL	-	-	-	-	-	-	-	-	3	-	1	-	4
SOUTH AFRICA	-	-	-	-	-	-	-	-	-	-	3	-	3
SPAIN	-	-	-	-	-	-	-	-	-	-	1	-	1
SRI LANKA	-	-	-	-	13	-	-	-	-	-	-	-	13
ST. LUCIA	-	-	-	-	-	-	-	-	-	1	-	-	1
TAIWAN	-	-	-	-	-	-	-	-	-	-	-	9	9
TURKEY	-	-	-	-	-	-	1	-	-	-	-	-	1
UNITED KINGDOM	-	-	1	-	-	-	-	-	1	1	-	-	3
URUGUAY	-	-	1	-	-	-	-	-	-	-	-	-	1
VIRGIN ISLANDS	-	-	-	-	-	-	-	2	-	-	-	-	2
VENEZUELA	-	-	1	-	-	-	-	1	-	-	-	-	2
YUGOSLAVIA	-	-	-	-	-	-	-	1	-	-	-	-	1
UNIDENTIFIED	-	-	-	-	-	-	-	4	-	1	-	-	5
GRAND TOTALS:	192	194	1015	3213	2659	3601	3681	5115	4923	2826	13493	9267	50179
NON-HAITIAN:	5	1	253	271	248	213	140	501	1186	1702	3447	438	8405
NON-HA,CU,DR:	5	1	130	106	73	20	25	51	113	26	56	196	802

ILLEGAL MIGRANTS INTERDICTED BY THE COAST GUARD

G-OLE-1  
 DATA THRU: 31 MAR 92  
 REVISED: 10 APR 92

\*\*\*\*\* CALENDAR YEAR INFORMATION \*\*\*\*\*

ILLEGAL HAITIAN MIGRANTS INTERDICTED BY MONTH

MONTH:	1981	1982	1983	1984	1985	1986	1987	1988	1989	1990	1991	1992	TOTALS
JANUARY	-	129	0	25	104	258	192	503	438	54	309	6663	8675
FEBRUARY	-	0	5	318	34	453	9	0	141	90	0	1223	2273
MARCH	-	21	17	84	37	158	252	741	1535	0	0	943	3788
APRIL	-	0	145	75	750	550	101	329	687	113	758		3508
MAY	-	13	41	134	197	200	206	540	0	1	70		1402
JUNE	-	0	158	191	25	92	159	400	135	99	127		1386
JULY	-	8	90	43	0	133	604	402	150	206	196		1832
AUGUST	-	0	8	58	288	1248	506	173	70	0	43		2394
SEPTEMBER	-	0	25	380	652	6	547	209	429	156	157		2561
OCTOBER	169	0	140	141	44	8	368	452	115	191	68		1696
NOVEMBER	18	0	55	953	32	24	429	431	0	0	6159		8101
DECEMBER	0	22	78	540	248	258	168	434	37	214	2159		4158
YEARLY TOTALS:	187	193	762	2942	2411	3388	3541	4614	3737	1124	10046	8829	41774

ILLEGAL DOMINICAN REPUBLICAN MIGRANTS INTERDICTED BY MONTH


MONTH:	1981	1982	1983	1984	1985	1986	1987	1988	1989	1990	1991	1992	TOTALS
JANUARY	-	-	-	19	0	0	0	9	6	0	0	0	34
FEBRUARY	-	-	-	0	0	0	0	0	0	3	0	0	3
MARCH	-	-	-	30	9	0	6	3	59	146	203	0	456
APRIL	-	-	-	1	0	0	12	46	0	134	6		199
MAY	-	-	-	0	43	0	0	15	61	105	146		370
JUNE	-	-	-	0	18	51	0	0	237	62	100		468
JULY	-	-	5	0	17	0	0	5	2	65	67		161
AUGUST	-	-	0	9	0	56	0	49	84	409	115		722
SEPTEMBER	-	-	1	52	0	37	0	65	16	266	314		751
OCTOBER	-	-	0	0	0	19	0	0	13	37	56		125
NOVEMBER	-	-	29	28	2	0	0	40	0	0	161		260
DECEMBER	-	-	41	7	43	3	53	159	223	19	287		835
YEARLY TOTALS:	-	-	76	146	132	166	71	391	701	1246	1455	0	4384

ILLEGAL CUBAN MIGRANTS INTERDICTED BY MONTH

MONTH:	1981	1982	1983	1984	1985	1986	1987	1988	1989	1990	1991	1992	TOTALS
JANUARY	-	-	-	0	8	0	0	0	0	32	62	64	166
FEBRUARY	-	-	-	0	0	0	0	0	0	23	7	53	83
MARCH	-	-	-	0	6	8	21	0	4	18	108	125	290
APRIL	-	-	-	0	8	5	0	1	7	47	243		311
MAY	-	-	-	2	2	5	3	0	26	42	294		374
JUNE	-	-	-	2	10	0	2	2	20	23	302		361
JULY	-	-	29	0	3	0	9	13	37	20	174		285
AUGUST	-	-	10	0	0	1	5	6	71	51	191		335
SEPTEMBER	-	-	5	0	1	4	2	32	91	71	238		444
OCTOBER	-	-	0	0	3	0	0	5	77	26	177		288
NOVEMBER	-	-	3	0	2	0	0	0	30	6	49		90
DECEMBER	-	-	0	15	0	4	2	0	9	71	91		192
YEARLY TOTALS:	-	-	47	19	43	27	44	59	372	430	1936	242	3219

# USCG MIGRANT INTERDICTIONS


HAITIANS



CUBANS



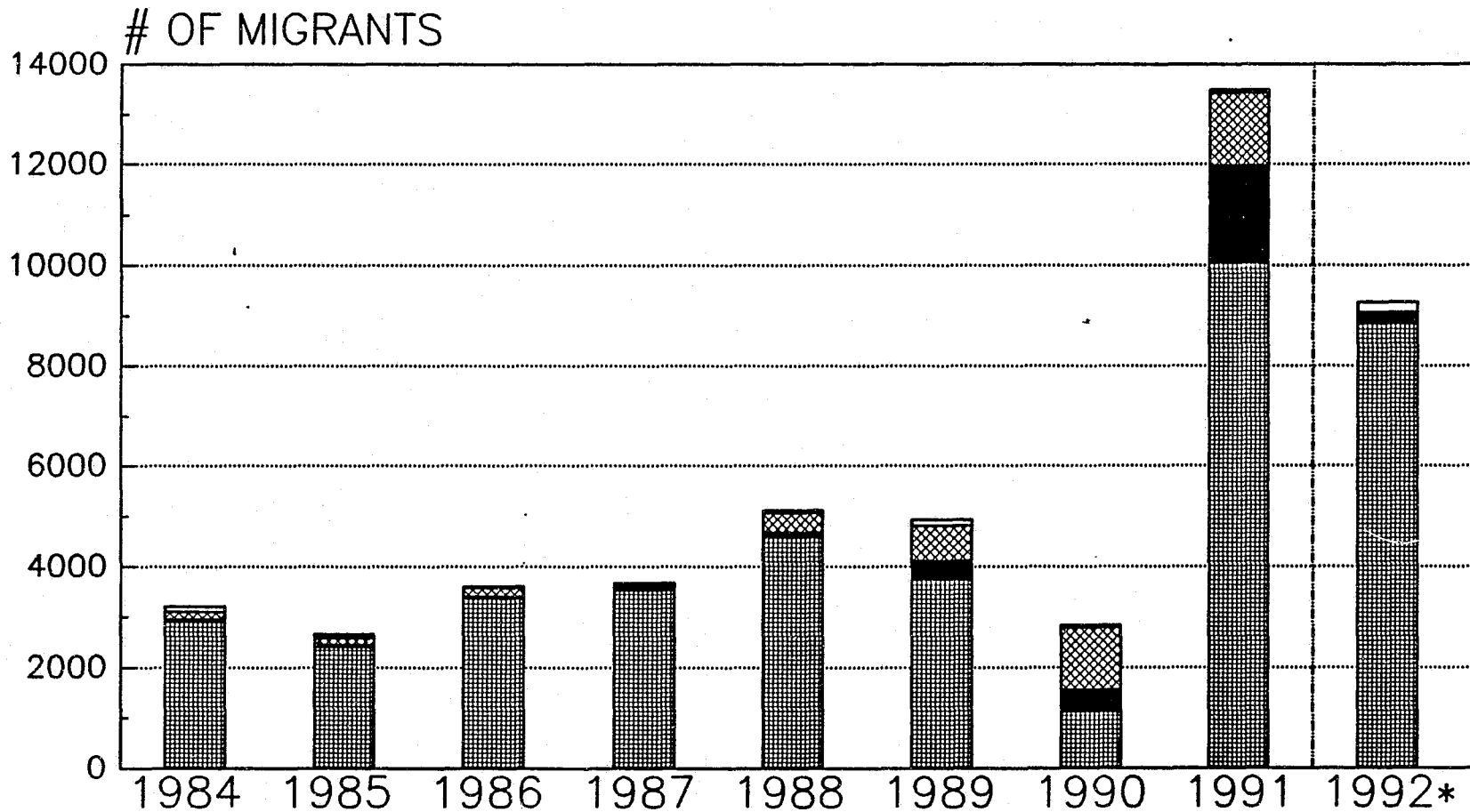
DOMINICAN REP.



OTHERS



43



CALENDAR YEAR

\*thru 03/31/92



G-OLE-1  
 Data thru: 31 MAR 92  
 Revised: 10 APR 92

**USCG FISHERIES LAW ENFORCEMENT  
 VESSEL SEIZURES/FORFEITURES (1 OCT 85 THRU 31 MAR 92)**

<u>DATE</u>	<u>VESSEL</u>	<u>FLAG STATE</u>	<u>VIOLATION</u>	<u>LOCATION</u>	<u>PENALTY</u>
01 JUL 85	ROGERS PASS	CA	MFCMA	DIXIE ENTRANCE	\$3,000
04 OCT 85	GOLDEN DRAGON NO. 1	TW	MFCMA	ALASKA	\$85,000
21 FEB 86	HUEY SHYANG NO. 31	TW	MFCMA	AMERICAN SAMOA	\$50,000
20 AUG 86	SEA HARVESTER	CA	MFCMA	ST. OF JUAN de FUCA	\$2,600
06 OCT 86	(3) SHARK BOATS	MX	MFCMA	US/MX BOUNDARY	\$1,500
06 NOV 86	SHIN YANG HO	KS	MFCMA	BERING SEA	(MASTER/ FINED) \$220,000
21 NOV 86	TAI LAI CHENG	TW	MFCMA	AMERICAN SAMOA	\$50,000
21 NOV 86	DER CHANG	TW	MFCMA	AMERICAN SAMOA	\$60,000
20 MAR 87	(2) SHARK BOATS	MX	MFCMA	GULF OF MEXICO	\$3,500
08 APR 87	(4) SHARK BOATS	MX	MFCMA	GULF OF MEXICO	\$2,250
02 MAY 87	MINNOW	U.S.	LACEY ACT	ALASKA	\$50,000/ \$99,404 Property Forfeiture
13 JUN 87	(5) SHARK BOATS	MX	MFCMA	GULF OF MEXICO	\$0
22 JUN 87	(1) SHARK BOATS	MX	MFCMA	GULF OF MEXICO	\$0
28 JUL 87	KIKI B	CA	MFCMA	CAPE FLATTERY	\$4,992

G-OLE-1  
 Data thru: 31 MAR 92  
 Revised: 10 APR 92

**USCG FISHERIES LAW ENFORCEMENT  
 VESSEL SEIZURES/FORFEITURES (1 OCT 85 THRU 31 MAR 92)**

<u>DATE</u>	<u>VESSEL</u>	<u>FLAG STATE</u>	<u>VIOLATION</u>	<u>LOCATION</u>	<u>PENALTY</u>
01 SEP 87	PLAYEN	U.S.	LACEY ACT	PUGET SOUND	\$1,500
11 SEP 87	REBECCA IRENE	U.S.	MFCMA	ALASKA	\$300,000/ \$200,000 Property Forfeiture
30 OCT 87	DON TOMAS	MX	MFCMA	PACIFIC OCEAN	\$0
24 JAN 88	ALASKAN HERO	U.S.	MFCMA	BERING SEA	\$50,000
24 JAN 88	SHINWA MARU	JA	MFCMA	BERING SEA	\$50,000
22 JUN 88	TIN TORERA 1	MX	MFCMA	GULF OF MEXICO	\$0
04 JUL 88	SLIDER	CA	MFCMA	PACIFIC OCEAN	TBD
15 AUG 88	KOOTENAY	CA	MFCMA	PACIFIC OCEAN	\$10,000
15 AUG 88	OCEAN PRINCESS	CA	MFCMA	PACIFIC OCEAN	TBD
22 AUG 88	(1) SHARK BOAT	MX	MFCMA	GULF OF MEXICO	\$0
6 SEP 88	PACIFIC EAGLE	CA	MFCMA	PACIFIC OCEAN	TBD
19 MAR 89	(1) SHARK BOATS	MX	MFCMA	GULF OF MEXICO	\$0
22 MAR 89	ORIENTAL CRANE	JA	MFCMA	BERING SEA	\$100,000
15 MAR 89	SHINWA MARU	JA	MFCMA	BERING SEA	\$25,000

**USCG FISHERIES LAW ENFORCEMENT  
 VESSEL SEIZURES/FORFEITURES (1 OCT 85 THRU 31 MAR 92)**

<u>DATE</u>	<u>VESSEL</u>	<u>FLAG STATE</u>	<u>VIOLATION</u>	<u>LOCATION</u>	<u>PENALTY</u>
19 MAY 89	NOVOELNYA	UR	MFCMA	BERING SEA	\$275,000
20 MAY 89	WLOCZNIK	PL	MFCMA	BERING SEA	\$200,000
4 JUL 89	DON THOMAS	CA	MFCMA	DIXON ENTRANCE	TBD
4 JUL 89	VISCOUNT	CA	MFCMA	DIXON ENTRANCE	\$5,000/ \$3,634 Property Forfeiture
4 JUL 89	FONZIE	CA	MFCMA	DIXON ENTRANCE	\$5,000/ \$2,905 Property Forfeiture
14 AUG 89	CHRISTINA S I	CA	MFCMA	STRAIT OF GEORGIA	TBD
23 AUG 89	QUANTUM	CA	MFCMA	STRAIT OF GEORGIA	TBD
23 AUG 89	PACIFIC KNIGHT	CA	MFCMA	STRAIT OF GEORGIA	TBD
15 SEP 89	KYUNG YANG HO	KS	MFCMA	BERING SEA	\$152,500
18 SEP 89	GAE CHEOG HO	KS	MFCMA	BERING SEA	\$152,500
23 APR 90	ILYA ILYIN	UR	MFCMA	BERING SEA	\$260,000
11 MAY 90	KOEI MARU 20	KS	MFCMA	BERING SEA	\$900,000
8 JUN 90	ALASKA MIST	US	MFCMA	BERING SEA	\$460,000
9 JUN 90	MIYAJIMA MARU	JA	MFCMA	PACIFIC	TBD

**USCG FISHERIES LAW ENFORCEMENT  
 VESSEL SEIZURES/FORFEITURES (1 OCT 85 THRU 31 MAR 92)**

<u>DATE</u>	<u>VESSEL</u>	<u>FLAG STATE</u>	<u>VIOLATION</u>	<u>LOCATION</u>	<u>PENALTY</u>
26 JUL 90	ALASKAN HERO	US	FOREIGN CONTROL	BERING SEA	*
26 JUL 90	NORTHERN HERO	US	FOREIGN CONTROL	BERING SEA	*
29 JUL 90	ALASKAN HERO	US	MFCMA	BERING SEA	*
21 AUG 90	JUI YI NO. 1	TW	MFCMA	PACIFIC	TBD
25 OCT 90	(4) SHARK BOAT	MX	MFCMA	GULF OF MEXICO	TBD
29 OCT 90	(1) SHARK BOAT	MX	MFCMA	GULF OF MEXICO	TBD
16 FEB 91	ISLE ROYAL	US	MFCMA	GULF OF ALASKA	\$15,000/ \$318 Property Forfeiture
19 APR 91	KAI CHUANG	CH	MFCMA	BERING SEA	\$300,000
29 APR 91	GRINWAL	PL	MFCMA	BERING SEA	\$450,000
21 MAY 91	BAI LING HAI	CH	MFCMA	BERING SEA	\$300,000
28 MAY 91	AMAREL	PL	MFCMA	BERING SEA	\$400,000
25 JUN 91	AMERICA I	US	MFCMA	BRISTOL BAY	TBD

\*PENALTY: OVERALL TOTAL - \$882,676 - PROPERTY FORFEITURE \$67,324

**USCG FISHERIES LAW ENFORCEMENT  
 VESSEL SEIZURES/FORFEITURES (1 OCT 85 THRU 31 MAR 92)**

<u>DATE</u>	<u>VESSEL</u>	<u>FLAG STATE</u>	<u>VIOLATION</u>	<u>LOCATION</u>	<u>PENALTY</u>
25 JUN 91	BERING ENTERPRISE	US	MFCMA	BRISTOL BAY	TBD
25 JUN 91	DISTANT WATER	US	MFCMA	BRISTOL BAY	\$110,000
29 JUN 91	MISS SHADOW	CA	MFCMA	STRAITS OF JUAN DE FUCA	TBD
06 JUL 91	VAERDAL	US	MFCMA	BRISTOL BAY	TBD
08 JUL 91	SANTO CAMAPA	MX	MFCMA	GULF OF MEXICO	\$48,148
13 JUL 91	BARBARELLA	CA	MFCMA	DIXON ENTRANCE	\$5,278
16 JUL 91	WESTERN EAGLE	CA	MFCMA	DIXON ENTRANCE	\$5,000
17 JUL 91	ROYAL SEA	US	MFCMA	BRISTOL BAY	\$300,000
17 JUL 91	ENDURANCE	US	MFCMA	BRISTOL BAY	\$400,000
27 JUL 91	DIANE S	CA	MFCMA	DIXON ENTRANCE	\$5,000
28 JUL 91	KOSHIN MARU	JA	MFCMA	GUAM	\$33,972
25 AUG 91	VICKI III	MX	MFCMA	GULF OF MEXICO	\$0
07 SEP 91	ROSEANN HESS	US	IPHC	GULF OF ALASKA	\$14,790
04 SEP 91	BRISTOL ENTERPRISE	US	MFCMA	BRISTOL BAY	TBD
10 SEP 91	CONCEPCION	US	MFCMA	BRISTOL BAY	TBD
18 SEP 91	YUKON	US	MFCMA	BERING	TBD

**USCG FISHERIES LAW ENFORCEMENT**  
**VESSEL SEIZURES/FORFEITURES (1 OCT 85 THRU 31 MAR 92)**

<u>DATE</u>	<u>VESSEL</u>	<u>FLAG STATE</u>	<u>VIOLATION</u>	<u>LOCATION</u> <u>SEA</u>	<u>PENALTY</u>
10 OCT 91	ARICA	US	MFCMA	BERING SEA	TBD
09 FEB 92	PACIFIC SCOUT	US	MFCMA	BERING SEA	0
27 FEB 92	(4) SHARK BOATS	MX	MFCMA	GULF OF MEXICO	TBD

**VIOLATION LEGEND:**

MFCMA - Magnuson Fisheries Conservation and Management Act  
IPHC - Pacific Halibut Act

USCG BOATING WHILE INTOXICATED (BWI) ENFORCEMENT

ATLANTIC  
AREA

CASES:

D1	64
D5	15
D7	42
D8	12
D9	40

PACIFIC  
AREA

CASES:

D11	17
D13	10
D14	2
D17	4

NOTE: COAST GUARD WIDE IMPLEMENTATION COMMENCED 1 JUNE 1991.