

137280

364

A Statistical Description of Releases From Massachusetts Correctional Institutions During 1990

Prepared By:

Michael White
Research Analyst

Massachusetts Department of Correction

Larry E. Dubois
Commissioner

December 1991

NCJRS
JUN 25 1992
ACQUISITIONS

PUBLICATION #:17039-161 pgs.-250 cps.-2/92

APPROVED BY: Philmore Anderson III, State Purchasing Agent

137280

**U.S. Department of Justice
National Institute of Justice**

This document has been reproduced exactly as received from the person or organization originating it. Points of view or opinions stated in this document are those of the authors and do not necessarily represent the official position or policies of the National Institute of Justice.

Permission to reproduce this copyrighted material has been granted by

Massachusetts Department
of Corrections

to the National Criminal Justice Reference Service (NCJRS).

Further reproduction outside of the NCJRS system requires permission of the copyright owner.

Abstract

This report presents a statistical description of the 3,835 releases to the street from the Massachusetts Department of Correction during 1990. This report also presents information on trends among releases over the last five years. Highlights from this report include the following:

- The 3,835 releases in 1990 represent an increase of 98 (3 percent) over 1989 releases and an increase of 813 (27 percent) over 1986 releases.
- The number of males released during 1990 increased by 6 percent from 1989, while the number of females released during 1990 decreased by 6 percent from 1989.
- Fifty-seven percent of all releases were by parole and 43 percent were by good conduct discharge or expiration of sentence.
- Fifty-three percent were released from maximum or medium security facilities and 47 percent were released from lower security facilities. Many of the releases from secure facilities were females serving county sentences or male parole violators.
- The average time served was 50.9 months for individuals serving Cedar Junction sentences, 24.3 months for individuals serving Concord sentences, and 7.0 months for individuals serving Framingham sentences.

Table of Contents

Title	Page Number
Abstract	i
Table of Contents	1
Introduction	5
Releases From the DOC, 1986 to 1990	6
Figure 1. DOC Releases by Sex, 1986-1990	6
Table 1. Selected Characteristics of Releases, 1986 to 1990	7
A Profile of 1990 Releases	9
Figure 2. Releases by Security Level of Releasing Institution, 1990 Releases.	9
Table 2. Security Level and Release Institution by Sex of Offender, 1990 Releases	10
Figure 3. Releases by Type of Sentence, 1990	11
Figure 4. Releases by Type of Release, 1990	11
Table 3. Sentence Type by Sex of Offender, 1990 Releases	12
Table 4. Release Type by Sex of Offender, 1990 Releases	12
Table 5. Security Level of Releasing Institution by Parole Violator Status and Split Sentence Indicator, 1990 Male Releases	13
Table 6. Mean Time Served Until First Release by Present Offense and Committing Institution, 1990 Releases	14
Table 7. Furlough Program Participation by Sex of Offender, 1990 Releases	15

Release Characteristics	16
Type of Release	17
Time Served with Jail Credits	20
Age at Release	23
Nature of Present Offense	26
Court From Which Committed	27
Jail Credit Days	30
Committing Institution	33
Minimum Sentence	36
Maximum Sentence	39
Type of Sentence	42
Present Offense: General Categories	45
Present Offense: Person Offenses	48
Present Offense: Property Offenses	51
Present Offense: Sex Offenses	54
Present Offense: Narcotics Offenses	57
Present Offense: Other Offenses	60
Age at Incarceration	63
Personal Background Characteristics	66
Sex	67
Race	70
Marital Status	73
Military Discharge	76

Personal Background Characteristics (cont.)

Prior Address-Selected Cities and Towns	79
Prior Address-County	82
Prior Address-MSA	85
Occupation	88
Last Grade Completed	91
Known Drug Use	94

Criminal History

Total Number of Court Appearances	98
Number of Charges for Person Offenses	101
Number of Charges for Sex Offenses	104
Number of Charges for Property offenses	107
Number of Charges for Escape Offenses	110
Number of Charges for Alcohol Offenses	113
Number of Charges for Narcotics Offenses	116
Department of Youth Service Commitment Indicator	119
Number of Prior House of Correction Incarcerations	122
Number of Prior State or Federal Incarcerations	125
Total Number of Prior Adult Incarcerations	128
Age at First Court Appearance	131
Age at First Court Appearance for Alcohol Offense	134
Age at First Court Appearance for Narcotics Offense	137

Furlough Program Participation	140
• Types of Furloughs	141
Number of Earned Furloughs	144
Earned Furlough Outcomes	147
Number of Emergency Escorted Furloughs	150
Emergency Escorted Furlough Outcomes	153
Glossary	156

Introduction

This report is a statistical description of releases to the street from facilities of the Massachusetts Department of Correction during 1990. The tables which follow contain information on the nature of the present offense, personal background characteristics, criminal history, furlough program participation and release characteristics for these individuals. The information contained in these tables was derived from the computerized inmate data base and was produced by the Operations Research Unit on the Regent's Computer Network (RCN). Information is also reported on trends in the release population over the last five years, 1986 to 1990.

Only those individuals who were released to the street by the authority of the Parole Board, by expiration of sentence, or by a certificate of discharge are included in the report. Individuals who were released to another correctional authority or to another sentence are not included. Individuals who were released by any means other than parole, discharge or expiration (such as releases by court order, death, or escape) are not included in the report. Individuals transferred to other correctional authorities to serve their sentences who were subsequently released are not included in the report; individuals transferred from other authorities who were subsequently released from

a DOC facility are included in the report. Individuals who were released more than once during 1990 are counted as multiple cases in the report.

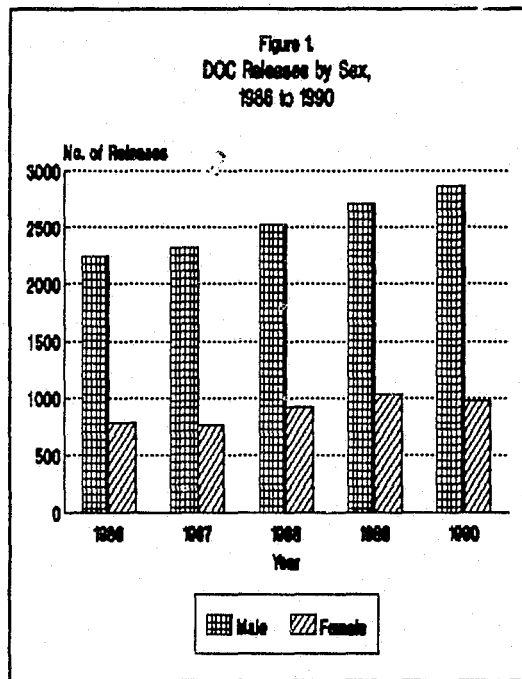
In reading the tables in this report, the reader should note the following: (1) the release population is divided according to the institution of release; (2) the left number in each cell, in the column marked "N", represents the number of individuals who fall in the corresponding category in the table; (3) the right number in each cell, in the column marked "%", represents the percentage of the number of individuals in a particular category to the total number of releases from that institution (column percents).

For example, upon referring to the table on pages 33-35, committing institution is presented and the following types of information can be obtained: (1) the number of releases from each facility in 1990, and (2) the number and percentage of releases from each institution who were originally committed to each of the committing institutions.

The reader should note that the number in the unknown category is relatively high for certain variables, specifically certain social history and criminal history variables. Caution should be used in interpreting the resulting tables.

Releases From the DOC, 1986 to 1990

During 1990, there were 3,835 releases¹ from the DOC. This is a 3 percent increase from the previous year, and a 27 percent increase from the 3,022 releases that occurred in 1986. Figure 1 shows the numbers of male releases and female releases for each year during 1986 to 1990. Both the number of male releases and female releases increased during the period. Male releases increased from 2,238 in 1986 to 2,862 in 1990 (28 percent). Female releases increased from 784 in 1986 to 973 in 1990 (24 percent). Table 1 (on pages 7 through 9) shows selected characteristics of releases for each year in this period.



In 1990, 43 percent of all males were released from maximum or medium security facilities and 57 percent were released from lower security facilities. This remains in the range established during 1986 - 1989 where the proportion of male releases that were released

¹ One release appears twice in the release cohort. The inclusion of the extra case does not affect the percentages shown in the tables that follow.

from maximum or medium security facilities fluctuated between 43 percent and 48 percent. In contrast, 82 percent of the female releases were released from higher security facilities and 18 percent from lower security facilities. This figure also remains in the range established during 1986-1989 where the proportion of female releases from maximum or medium security facilities increased from 76% to 82%.

Most males released from the DOC during the five year period were serving state prison or reformatory sentences. The proportion of males released from the DOC who were serving county sentences increased during 1986 - 1988 and has decreased since 1989. Most females released from the DOC were serving county sentences. The proportion of females who were released on state prison or reformatory sentences varied from 12 percent to 14 percent during 1986 - 1989. In 1990, this proportion increased to 15 percent. The type of sentence that individuals were serving prior to release is shown in Table 1.

The type of release is also shown in Table 1. During 1990, 65 percent of male releases were released by parole. During 1986 - 1988, the proportion of male releases who were released by parole decreased from 68 percent to 62 percent. This proportion started to increase to its current level in 1989. In 1990, 34 percent of female releases were released by parole. The proportion of female releases who were released by parole decreased from 36 percent to 30 percent from 1986 to 1988. In 1989, this proportion began to increase to its 1990 level.

The average time served is related to the institution to which the individual was committed. For 1990 releases the average time served for a Cedar Junction sentence was 50.9 months, the average time served for a Concord sentence was 24.3 months and the average time served for a Framingham sentence was 7.0 months. The data in Table 1 show that for Cedar Junction and Concord sentences, time served decreased from 1986 to 1988, increased in 1989 and then decreased again in 1990. Time served for Framingham sentences fluctuated from 5.7 months in 1986 to 8.0 months in 1989.

The 1990 figure (7.0 months) falls within the range established during 1986 - 1989.

Overall, during the past five years the number of releases from the Department has increased each year. The percentage increase

has been larger for males than for females. In fact, for 1987 and 1990 the number of female releases decreased from the level it was during each of the immediate prior years.

Table 1.

Selected Characteristics of
Releases, 1986 to 1990

	1986	1987	1988	1989	1990
<u>Sex</u>					
Male	2238	2319	2530	2706	2862
Female	784	765	916	1031	973
Total	3022	3084	3446	3737	3835
<u>Security Level Released From</u>					
Males					
Maximum	132	133	140	144	139
Medium	846	856	1071	1104	1101
Lower	931	1030	1110	1186	1314
Contract	329	300	209	272	308
Subtotal	2238	2319	2530	2706	2862
Females					
Maximum	1	0	0	0	0
Medium	596	580	732	846	802
Lower	154	155	151	110	107
Contract	33	30	33	75	64
Subtotal	784	765	916	1031	973
Total	3022	3084	3446	3737	3835

Table 1.
(Continued)

	1986	1987	1988	1989	1990
<u>Type of Sentence</u>					
Males					
State Prison	925	1016	1147	1263	1436
Reformatory	988	948	959	1055	1053
County	325	355	424	388	373
Subtotal	2238	2319	2530	2706	2862
Females					
State Prison	31	44	50	55	63
Reformatory	60	63	60	73	80
County	693	658	806	903	830
Subtotal	784	765	916	1031	973
Total	3022	3084	3446	3737	3835
<u>Type of Release</u>					
Males					
Parole	1511	1481	1581	1703	1848
Expiration/Discharge	727	838	949	1003	1014
Subtotal	2238	2319	2530	2706	2862
Females					
Parole	283	245	275	315	329
Expiration/Discharge	501	520	641	716	644
Subtotal	784	765	916	1031	973
Total	3022	3084	3446	3737	3835

Table 1.
(Continued)

	1986	1987	1988	1989	1990
Average Time Served Until First Release by Committing Institution					
Cedar Junction (N)	55.3 Mos (501)	52.1 Mos (507)	48.6 Mos (532)	54.0 Mos (646)	50.9 Mos (731)
Concord (N)	23.7 Mos (453)	19.2 Mos (399)	19.1 Mos (403)	27.4 Mos (460)	24.3 Mos (499)
Framingham (N)	5.7 Mos (542)	6.1 Mos (554)	6.0 Mos (568)	8.0 Mos (669)	7.0 Mos (565)

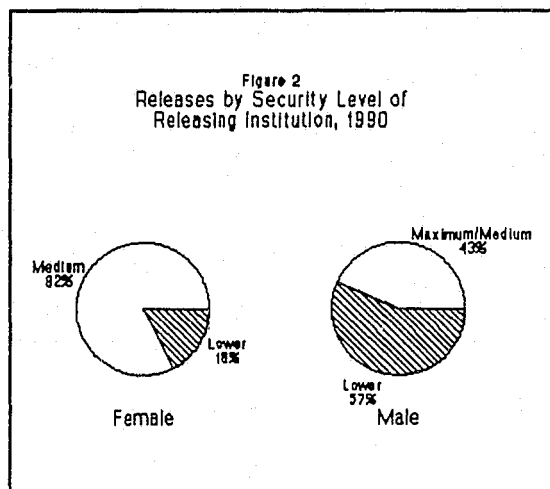
A Profile of 1990 Releases

Release Characteristics

Tables 2 through 7 present selected characteristics of the offender and the release for 1990 releases.

Institution Released From. Table 2 shows the distributions of male releases and female releases by the releasing institution and by security level. Figure 2 illustrates the distributions of female releases and male releases by security level of releasing institution using pie charts. For male releases, 43 percent were released from maximum or medium security facilities and 57 percent were released from lower security facilities. In contrast, 82 percent of all females were released from medium security and 18 percent were released from lower security facilities.

Type of Sentence. Table 3 shows the distributions of male releases and female releases by sentence type. Figure 3 presents this information graphically for female releases and for male releases. For females, 85% of the releases from the DOC during 1990 were releases from county sentences which typically

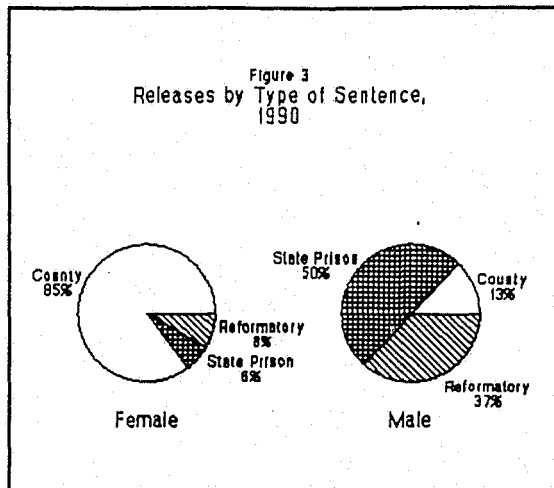


are very short, 6 percent were serving state prison sentences, and 8 percent were serving reformatory sentences. In contrast, 13 percent of the male releases from the DOC during 1990 were releases from county sentences, 50 percent were releases from state prison sentences, and 37 percent were releases from reformatory sentences.

Table 2.

**Security Level and Release Institution by
Sex of Offender, 1990 Releases**

Security Level and Release Institution	Males		Females		Total	
	Number	Percent	Number	Percent	Number	Percent
Maximum Security						
Cedar Junction	139	(5)	0	(0)	139	(4)
Subtotal	139	(5)	0	(0)	139	(4)
Medium Security						
Boston CC	24	(1)	0	(0)	24	(1)
Concord	309	(11)	0	(0)	309	(8)
Framingham	0	(0)	802	(82)	802	(21)
NCCI	142	(5)	0	(0)	142	(4)
Norfolk	180	(6)	0	(0)	180	(5)
Old Colony (OCCC)	137	(5)	0	(0)	137	(4)
SECC	309	(11)	0	(0)	309	(8)
Subtotal	1101	(38)	802	(82)	1903	(50)
Minimum Security						
Bay State	81	(3)	0	(0)	81	(2)
NCC	113	(4)	0	(0)	113	(3)
Subtotal	194	(7)	0	(0)	194	(5)
Minimum/Pre-Release						
Lancaster	72	(3)	50	(5)	122	(3)
Longwood	329	(11)	54	(6)	383	(10)
Plymouth	130	(5)	0	(0)	130	(3)
Pondville	49	(2)	0	(0)	49	(1)
Shirley	247	(9)	0	(0)	247	(6)
Warwick	68	(2)	0	(0)	68	(2)
Subtotal	895	(31)	104	(11)	999	(26)
State Pre-Release						
Boston State	69	(2)	0	(0)	69	(2)
Park Drive	73	(3)	3	(0)	76	(2)
S. Middlesex	83	(3)	0	(0)	83	(2)
Subtotal	225	(8)	3	(0)	228	(6)
Contract Pre-Release						
Subtotal	308	(11)	64	(7)	372	(10)
Total	2862	(100)	973	(100)	3835	(100)



Type of Release. Table 4 shows the distributions of male releases and female releases by type of release. For males, the most common type of release was parole, accounting for 65 percent of all releases in 1990. In contrast, 34 percent of the females were released by parole. For females, 66 percent of all releases were by expiration of sentence or discharge, while 35 percent of males were released by good conduct discharge or expiration of sentence. This information is presented graphically in Figure 4.

Parole Violator Status. Table 5 shows the distribution of male releases by the security level of the releasing facility, parole violator status, and split sentence status. For male releases, the security level of the release is related to parole violator status. Parole violators make up a larger proportion of releases from secure facilities than they do of releases from lower security facilities because frequently they return to custody for a short duration, and the brevity of parole violators' incarcerations impedes their transfers to lower security. Of the 1240 male releases from secure facilities, 528 (43%) were parole violators, while of the 1622 male releases from lower security facilities, 250 (15%) were parole violators.

Split Sentences. Some first releases from secure facilities are individuals who received split sentences. A split sentence is

divided into a term of incarceration followed by community supervision by the court. Of the 712 male first releases from secure facilities, 134 (19%) were serving split sentences, while of the 1372 male first releases from lower security facilities, 214 (16%) were serving split sentences. Among parole violators, 15 (3%) of the 528 male releases from secure facilities were serving split sentences, while 14 (6%) of the 250 male releases from lower security facilities were serving split sentences.

Time Served. Table 6 shows time served until first release by committing institution and offense. Time served varies by committing institution: 50.9 months for Cedar Junction, 24.3 months for Concord and 7.0 months for Framingham. The average time served has decreased for all three committing institutions when compared to time served for 1989 releases: Cedar Junction 54.0 months, Concord 27.4 months, and Framingham 8.0 months. Time served also varies by offense category. For example, male releases from Cedar Junction sentences served longest for person offenses (an average of 72.3 months) and shortest for drug offenses (28.7 months); male releases from Concord sentences served longest for person offenses (an average of 29.9 months) and shortest for "other" offenses (15.2 months); and female releases from Framingham commitments served longest for person offenses (an average of 19.3 months) and shortest for offenses in the "other" category (3.4 months).

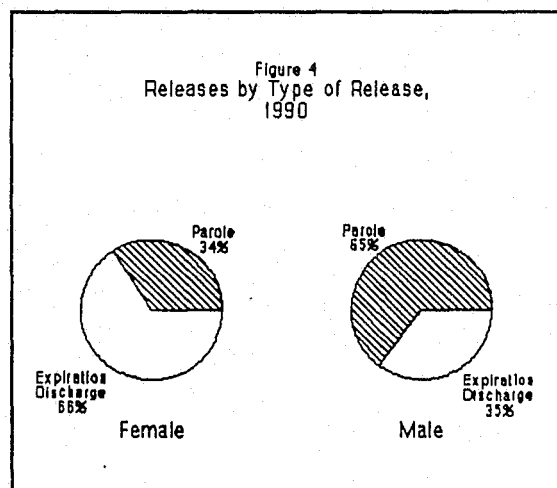


Table 3.

Sentence Type by
Sex of Offender, 1990 Releases

Sentence Type	Males		Females		Total	
	Number	Percent	Number	Percent	Number	Percent
State Prison	1436	(50)	63	(6)	1499	(39)
Reformatory	1053	(37)	80	(8)	1133	(30)
County	373	(13)	830	(85)	1203	(31)
Total	2862	(100)	973	(100)	3835	(100)

Table 4.

Release Type by
Sex of Offender, 1990 Releases

Release Type	Males		Females		Total	
	Number	Percent	Number	Percent	Number	Percent
Parole	1848	(65)	329	(34)	2177	(57)
Expiration/Discharge	1014	(35)	644	(66)	1658	(43)
Total	2862	(100)	973	(100)	3835	(100)

Nature of Present Offense

Sentencing Courts. Sixty-five percent of the releases were originally sentenced in Superior Courts including 18 percent from Suffolk Superior Court, 10 percent from Hampden Superior Court, 10 percent from Worcester Superior Court, and 10 percent from Middlesex Superior Court. Twenty-four percent of the releases were sentenced in district or municipal courts. Nine percent were transfers from other jurisdictions (out-of-state, federal, or county inmates).

Jail Credits. Fifty-six percent of the releases spent time in jail prior to their commitment; 44 percent had spent no time in jail prior to their commitment.

Commitment Institution. Cedar Junction commitments represented 37 percent of all releases; Concord commitments represented 28 percent of all releases and Framingham commitments represented 25 percent of all releases. There were 358 individuals released (9 percent) who were originally committed to another jurisdiction (most of which were Longwood releases).

Sentence. Most releases (61 percent) were serving either reformatory or county sentences. Twenty-three individuals who were serving life sentences were released in 1990.

Present Offense. Thirty-nine percent of the releases were serving sentences for violent offenses (30 percent for person offenses and 8 percent for sex offenses), 23 percent were serving sentences for property offenses, 21 percent for drug offenses, and 18 percent for "other" offenses.

Age at Incarceration. The median age at incarceration for the releases during 1990 was 27 years old.

Personal Background Characteristics

Sex. Seventy-five percent of the releases were male and 25 percent were female.

Race. Fifty-eight percent of the 1990 release group were Caucasian, 26 percent African American, and 15 percent were

identified as Hispanic. There were 7 Native Americans and 17 Asians in the release group.

Marital Status. The majority of releases (67 percent) were single at the time of their commitment.

Military Discharge. Of the 3,385 releases for whom military information was known, 89 percent had never served in the military.

Prior Address. The largest group of releases (43 percent) came from the Boston MSA.

Occupation. Most releases whose occupations were known had worked in the areas of manual labor (50 percent) or services (24 percent) prior to commitment.

Table 5.

Security Level of Releasing Institution by Parole Violator Status and Split Sentence Indicator
1990 Male Releases

	Secure Facilities		Lower Security Facilities		Total	
	Number	Percent	Number	Percent	Number	Percent
Parole Violator Status						
First Releases	712	(57)	1372	(85)	2084	(73)
Parole Violators	528	(43)	250	(15)	778	(27)
Total	1240	(100)	1622	(100)	2862	(100)
Parole Violator Status and Split Sentence Indicator						
First Releases						
Split	134	(19)	214	(16)	348	(17)
Other	578	(81)	1158	(84)	1736	(83)
Subtotal	712	(100)	1372	(100)	2084	(100)
Parole Violators						
Split	15	(3)	14	(6)	29	(4)
Other	513	(97)	236	(94)	749	(96)
Subtotal	528	(100)	250	(100)	778	(100)
Total	1240	(100)	1622	(100)	2862	(100)

Table 6.

Mean Time Served Until First Release
by Present Offense and Committing
Institution, 1990 Releases

Offense	Cedar Junction		Concord		Framingham	
	N	Mean	N	Mean	N	Mean
General Categories						
Person	256	72.3 Months	197	29.9 Months	45	19.3 Months
Sex	100	63.9 Months	86	23.0 Months	3	9.6 Months
Property	116	41.4 Months	99	24.2 Months	209	6.5 Months
Drug	249	28.7 Months	97	16.0 Months	134	8.4 Months
Other	10	36.6 Months	20	15.2 Months	174	3.4 Months
Total	731	50.9 Months	499	24.3 Months	565	7.0 Months
Selected Offenses						
Manslaughter	34	82.4 Months	2	12.5 Months	4	92.9 Months
Armed Robbery	98	62.9 Months	85	34.0 Months	2	18.8 Months
Unarmed Robbery	35	46.5 Months	50	30.7 Months	4	10.4 Months
Armed Assault	45	50.4 Months	39	24.4 Months	16	11.3 Months
Rape	26	73.3 Months	10	24.2 Months	0	N.A.
Rape of Child	40	57.0 Months	42	28.8 Months	0	N.A.
Burglary	68	46.2 Months	49	36.6 Months	17	8.3 Months
Larceny of Property	10	19.9 Months	12	17.5 Months	92	5.3 Months
Prostitution	0	N.A.	0	N.A.	55	4.5 Months
O.U.I.	1	23.6 Months	0	N.A.	42	3.6 Months
Vehicle Offenses	0	N.A.	2	14.9 Months	32	2.0 Months
Controlled Sub (Class-Unknown)	25	35.0 Months	10	22.7 Months	7	9.3 Months
Controlled Sub (Class A)	49	31.0 Months	15	25.4 Months	23	8.7 Months
Controlled Sub (Class B)	162	27.6 Months	55	13.8 Months	37	7.6 Months

1. Individuals who were parole violators, were originally committed to another authority or were serving complex sentences (forthwith, split, fines or from & after sentences) were excluded from the analysis.
2. Offenses were selected based on the frequency with which they appear among the release group.

Education. The median educational level at commitment for the 1990 releases was twelfth grade; 89 percent had achieved a ninth grade or higher level of education; 18 percent had completed a GED; and 7 percent had completed some college or had graduated from college.

Criminal History

The proportion of unknown cases for the criminal history variables is 18 percent. The percentages below are based on those cases where criminal history information is known.

Prior Court Appearances. The median age at first court appearance was eighteen years. The median number of court appearances prior to the current commitment was 9. A majority of the releases had previously appeared in court for person offenses (71 percent), property offenses (77 percent) and narcotics offenses (55 percent). A minority had appeared in court for sex offenses (16 percent), alcohol offenses (31 percent) and escapes (8 percent).

Prior Incarcerations. Twelve percent of the releases during 1990 had prior juvenile

commitments, 46 percent of the releases during 1990 had prior incarcerations in a house of correction, and 11 percent had prior incarcerations in a state or federal correctional institution. Overall, 49 percent of the releases had served some time in an adult correctional facility for another commitment.

Furlough Program Participation

Table 7 shows the distributions of male releases and female releases by furlough program participation. Eight percent of the releases had one or more furloughs during their incarceration. Four percent of the releases received earned furloughs only, four percent received emergency escorted furloughs only, and one percent received both earned and emergency escorted furloughs. Among the male releases, 5 percent had one or more earned furloughs and 6 percent had one or more emergency escorted furloughs. For the female releases, 2 percent had one or more earned furloughs and 1 percent had one or more emergency escorted furloughs. Five releases had one furlough escape during their incarceration (this number includes one late over outcome).

Table 7.

**Furlough Program Participation
by Sex of Offender, 1990 Releases**

	Males		Females		Total	
	Number	Percent	Number	Percent	Number	Percent
Furlough Program Participation						
No Furloughs	2571	(90)	944	(97)	3515	(92)
Earned Furloughs Only	124	(4)	16	(2)	140	(4)
Emergency Escorted Furloughs Only	135	(5)	11	(1)	146	(4)
Both Earned and Emergency Furloughs	32	(1)	2	(0)	34	(1)
Total	2862	(100)	973	(100)	3835	(100)

Release Characteristics

INSTITUTION RELEASED FROM

TYPE OF RELEASE	BAY		BCC		BOS		CON		CRS		FRA		GAR	
	N	%	N	%	N	%	N	%	N	%	N	%	N	%
Expiration of Sentence	0	(0)	0	(0)	0	(0)	1	(0)	0	(0)	360	(45)	1	(1)
Parole	65	(80)	24	(100)	54	(78)	198	(64)	287	(77)	241	(30)	96	(68)
Good Conduct Discharge	16	(20)	0	(0)	15	(22)	110	(36)	85	(23)	201	(25)	45	(32)
Total	81	(100)	24	(100)	69	(100)	309	(100)	372	(100)	802	(100)	142	(100)

(continued)

INSTITUTION RELEASED FROM

TYPE OF RELEASE	LAN		LGW		NEC		NOR		OCC		PAR		PCC	
	N	%	N	%	N	%	N	%	N	%	N	%	N	%
Expiration of Sentence	0	(0)	278	(73)	3	(3)	0	(0)	0	(0)	0	(0)	0	(0)
Parole	87	(71)	105	(27)	67	(59)	119	(66)	74	(54)	68	(89)	40	(82)
Good Conduct Discharge	35	(29)	0	(0)	43	(38)	61	(34)	63	(46)	8	(11)	9	(18)
Total	122	(100)	383	(100)	113	(100)	180	(100)	137	(100)	76	(100)	49	(100)

(continued)

INSTITUTION RELEASED FROM

TYPE OF RELEASE	PLY		SEC		SHI		SMD		WAL		WRK		TOTAL	
	N	%	N	%	N	%	N	%	N	%	N	%	N	%
Expiration of Sentence	0	(0)	0	(0)	0	(0)	0	(0)	1	(1)	1	(1)	645	(17)
Parole	82	(63)	192	(62)	196	(79)	65	(78)	71	(51)	46	(68)	2177	(57)
Good Conduct Discharge	48	(37)	117	(38)	51	(21)	18	(22)	67	(48)	21	(31)	1013	(26)
Total	130	(100)	309	(100)	247	(100)	83	(100)	139	(100)	68	(100)	3835	(100)

INSTITUTION RELEASED FROM

TIME SERVED WITH JAIL CREDITS	BAY		BCC		BOS		CON		CRS		FRA		GAR	
	N	%	N	%	N	%	N	%	N	%	N	%	N	%
Less Than 6 Months	1	(1)	0	(0)	0	(0)	4	(1)	15	(4)	319	(40)	1	(1)
6 to 11 Months	5	(6)	0	(0)	1	(1)	9	(3)	33	(9)	87	(11)	11	(8)
1 to 2 Years	13	(16)	1	(4)	5	(7)	22	(7)	63	(17)	37	(5)	20	(14)
2 to 3 Years	10	(12)	1	(4)	10	(14)	13	(4)	46	(12)	6	(1)	9	(6)
3 to 5 Years	6	(7)	0	(0)	9	(13)	12	(4)	45	(12)	7	(1)	9	(6)
5 to 10 Years	10	(12)	3	(13)	10	(14)	16	(5)	23	(6)	3	(0)	8	(6)
10 to 15 Years	0	(0)	0	(0)	5	(7)	5	(2)	6	(2)	0	(0)	1	(1)
15 or More Years	0	(0)	0	(0)	3	(4)	2	(1)	1	(0)	0	(0)	2	(1)
Complex Sentence	36	(44)	19	(79)	26	(38)	226	(73)	140	(38)	343	(43)	81	(57)
Total	81	(100)	24	(100)	69	(100)	309	(100)	372	(100)	802	(100)	142	(100)

(continued)

INSTITUTION RELEASED FROM

TIME SERVED WITH JAIL CREDITS	LAN		LGW		NEC		NOR		OCC		PAR		PCC	
	N	%	N	%	N	%	N	%	N	%	N	%	N	%
Less Than 6 Months	12	(10)	24	(6)	10	(9)	0	(0)	1	(1)	1	(1)	0	(0)
6 to 11 Months	19	(16)	1	(0)	11	(10)	1	(1)	0	(0)	3	(4)	1	(2)
1 to 2 Years	23	(19)	0	(0)	15	(13)	20	(11)	16	(12)	13	(17)	9	(18)
2 to 3 Years	14	(11)	1	(0)	10	(9)	15	(8)	13	(9)	13	(17)	5	(10)
3 to 5 Years	11	(9)	0	(0)	9	(8)	14	(8)	13	(9)	13	(17)	12	(24)
5 to 10 Years	7	(6)	0	(0)	4	(4)	12	(7)	7	(5)	4	(5)	1	(2)
10 to 15 Years	1	(1)	0	(0)	1	(1)	7	(4)	1	(1)	4	(5)	0	(0)
15 or More Years	1	(1)	0	(0)	1	(1)	4	(2)	1	(1)	2	(3)	2	(4)
Complex Sentence	34	(28)	357	(93)	52	(46)	107	(59)	85	(62)	23	(30)	19	(39)
Total	122	(100)	383	(100)	113	(100)	180	(100)	137	(100)	76	(100)	49	(100)

(continued)

INSTITUTION RELEASED FROM

TIME SERVED WITH JAIL CREDITS	PLY		SEC		SHI		SMD		WAL		WRK		TOTAL	
	N	%	N	%	N	%	N	%	N	%	N	%	N	%
Less Than 6 Months	3	(2)	5	(2)	2	(1)	0	(0)	0	(0)	0	(0)	398	(10)
6 to 11 Months	9	(7)	27	(9)	26	(11)	2	(2)	1	(1)	8	(12)	255	(7)
1 to 2 Years	22	(17)	56	(18)	51	(21)	18	(22)	10	(7)	17	(25)	431	(11)
2 to 3 Years	14	(11)	16	(5)	33	(13)	16	(19)	14	(10)	6	(9)	265	(7)
3 to 5 Years	6	(5)	18	(6)	27	(11)	11	(13)	10	(7)	5	(7)	237	(6)
5 to 10 Years	3	(2)	9	(3)	10	(4)	6	(7)	7	(5)	1	(1)	144	(4)
10 to 15 Years	1	(1)	2	(1)	1	(0)	1	(1)	2	(1)	1	(1)	39	(1)
15 or More Years	0	(0)	2	(1)	2	(1)	1	(1)	1	(1)	1	(1)	26	(1)
Complex Sentence	72	(55)	174	(56)	95	(38)	28	(34)	94	(68)	29	(43)	2040	(53)
Total	130	(100)	309	(100)	247	(100)	83	(100)	139	(100)	68	(100)	3835	(100)

INSTITUTION RELEASED FROM

AGE AT RELEASE	BAY		BCC		BOS		CON		CRS		FRA		GAR	
	N	%	N	%	N	%	N	%	N	%	N	%	N	%
Seventeen	0	(0)	0	(0)	0	(0)	1	(0)	0	(0)	1	(0)	0	(0)
Eighteen	0	(0)	0	(0)	1	(1)	2	(1)	0	(0)	9	(1)	2	(1)
Nineteen	0	(0)	1	(4)	0	(0)	5	(2)	2	(1)	12	(1)	2	(1)
Twenty	1	(1)	0	(0)	0	(0)	4	(1)	9	(2)	16	(2)	5	(4)
Twenty-one	3	(4)	0	(0)	0	(0)	8	(3)	8	(2)	29	(4)	2	(1)
Twenty-two	1	(1)	0	(0)	3	(4)	10	(3)	12	(3)	36	(4)	4	(3)
Twenty-three	3	(4)	1	(4)	0	(0)	16	(5)	21	(6)	43	(5)	8	(6)
Twenty-four	4	(5)	1	(4)	3	(4)	18	(6)	14	(4)	51	(6)	7	(5)
Twenty-five	4	(5)	0	(0)	2	(3)	15	(5)	17	(5)	54	(7)	6	(4)
Twenty-six to Twenty-nine	18	(22)	8	(33)	8	(12)	78	(25)	66	(18)	203	(25)	34	(24)
Thirty to Thirty-nine	33	(41)	11	(46)	32	(46)	121	(39)	163	(44)	292	(36)	58	(41)
Forty to Sixty-four	14	(17)	2	(8)	20	(29)	31	(10)	58	(16)	56	(7)	14	(10)
Sixty-five or Older	0	(0)	0	(0)	0	(0)	0	(0)	2	(1)	0	(0)	0	(0)
Total	81	(100)	24	(100)	69	(100)	309	(100)	372	(100)	802	(100)	142	(100)

(continued)

INSTITUTION RELEASED FROM

AGE AT RELEASE	LAN		LGW		NEC		NOR		OCC		PAR		PCC	
	N	%	N	%	N	%	N	%	N	%	N	%	N	%
Seventeen	0	(0)	0	(0)	1	(1)	0	(0)	0	(0)	0	(0)	0	(0)
Eighteen	0	(0)	0	(0)	1	(1)	3	(2)	0	(0)	0	(0)	0	(0)
Nineteen	2	(2)	1	(0)	0	(0)	3	(2)	1	(1)	1	(1)	0	(0)
Twenty	0	(0)	2	(1)	4	(4)	6	(3)	4	(3)	0	(0)	0	(0)
Twenty-one	0	(0)	5	(1)	6	(5)	8	(4)	6	(4)	1	(1)	0	(0)
Twenty-two	5	(4)	9	(2)	4	(4)	5	(3)	9	(7)	1	(1)	4	(8)
Twenty-three	7	(6)	15	(4)	7	(6)	6	(3)	9	(7)	3	(4)	0	(0)
Twenty-four	6	(5)	14	(4)	2	(2)	7	(4)	7	(5)	3	(4)	3	(6)
Twenty-five	7	(6)	27	(7)	6	(5)	8	(4)	14	(10)	2	(3)	0	(0)
Twenty-six to Twenty-nine	20	(16)	102	(27)	21	(19)	42	(23)	34	(25)	14	(18)	9	(18)
Thirty to Thirty-nine	45	(37)	149	(39)	40	(35)	67	(37)	43	(31)	38	(50)	24	(49)
Forty to Sixty-four	27	(22)	59	(15)	19	(17)	24	(13)	10	(7)	13	(17)	9	(18)
Sixty-five or Older	3	(2)	0	(0)	2	(2)	1	(1)	0	(0)	0	(0)	0	(0)
Total	122	(100)	383	(100)	113	(100)	180	(100)	137	(100)	76	(100)	49	(100)

(continued)

INSTITUTION RELEASED FROM

AGE AT RELEASE	PLY		SEC		SHI		SMD		WAL		WRK		TOTAL	
	N	%	N	%	N	%	N	%	N	%	N	%	N	%
Seventeen	0	(0)	1	(0)	0	(0)	0	(0)	0	(0)	0	(0)	4	(0)
Eighteen	2	(2)	2	(1)	0	(0)	0	(0)	0	(0)	0	(0)	22	(1)
Nineteen	1	(1)	11	(4)	5	(2)	1	(1)	2	(1)	2	(3)	52	(1)
Twenty	3	(2)	19	(6)	6	(2)	1	(1)	4	(3)	2	(3)	86	(2)
Twenty-one	7	(5)	21	(7)	8	(3)	2	(2)	10	(7)	2	(3)	126	(3)
Twenty-two	9	(7)	14	(5)	4	(2)	1	(1)	6	(4)	2	(3)	139	(4)
Twenty-three	6	(5)	14	(5)	15	(6)	3	(4)	8	(6)	2	(3)	187	(5)
Twenty-four	6	(5)	20	(6)	16	(6)	7	(8)	9	(6)	4	(6)	202	(5)
Twenty-five	7	(5)	16	(5)	10	(4)	5	(6)	11	(8)	3	(4)	214	(6)
Twenty-six to Twenty-nine	26	(20)	70	(23)	54	(22)	20	(24)	40	(29)	16	(24)	883	(23)
Thirty to Thirty-nine	44	(34)	89	(29)	85	(34)	24	(29)	42	(30)	24	(35)	1424	(37)
Forty to Sixty-four	19	(15)	32	(10)	44	(18)	18	(22)	7	(5)	11	(16)	487	(13)
Sixty-five or Older	0	(0)	0	(0)	0	(0)	1	(1)	0	(0)	0	(0)	9	(0)
Total	130	(100)	309	(100)	247	(100)	83	(100)	139	(100)	68	(100)	3835	(100)

Nature of Present Offense

INSTITUTION RELEASED FROM

COURT FROM WHICH COMMITTED	BAY		BCC		BOS		CON		CRS		FRA		GAR	
	N	%	N	%	N	%	N	%	N	%	N	%	N	%
Barnstable	0	(0)	0	(0)	1	(1)	3	(1)	4	(1)	2	(0)	1	(1)
Berkshire	2	(2)	0	(0)	0	(0)	5	(2)	3	(1)	1	(0)	4	(3)
Bristol	7	(9)	2	(8)	1	(1)	13	(4)	16	(4)	10	(1)	3	(2)
Dukes	1	(1)	0	(0)	0	(0)	0	(0)	0	(0)	1	(0)	0	(0)
Essex	3	(4)	2	(8)	3	(4)	27	(9)	19	(5)	6	(1)	9	(6)
Franklin	0	(0)	0	(0)	0	(0)	2	(1)	1	(0)	0	(0)	3	(2)
Hampden	8	(10)	2	(8)	5	(7)	30	(10)	38	(10)	18	(2)	45	(32)
Hampshire	0	(0)	0	(0)	0	(0)	4	(1)	1	(0)	0	(0)	2	(1)
Middlesex	12	(15)	3	(13)	16	(23)	46	(15)	47	(13)	20	(2)	18	(13)
Nantucket	0	(0)	0	(0)	0	(0)	0	(0)	0	(0)	0	(0)	0	(0)
Norfolk	3	(4)	1	(4)	8	(12)	15	(5)	27	(7)	3	(0)	2	(1)
Plymouth	6	(7)	0	(0)	3	(4)	12	(4)	15	(4)	5	(1)	1	(1)
Suffolk	16	(20)	12	(50)	28	(41)	86	(28)	110	(30)	14	(2)	17	(12)
Worcester	18	(22)	0	(0)	3	(4)	44	(14)	33	(9)	14	(2)	30	(21)
Municipal Courts	0	(0)	0	(0)	0	(0)	2	(1)	10	(3)	78	(10)	0	(0)
District Courts	4	(5)	1	(4)	0	(0)	14	(5)	41	(11)	622	(78)	5	(4)
Other Jurisdiction	0	(0)	0	(0)	0	(0)	4	(1)	0	(0)	0	(0)	2	(1)
From and After Sentence	1	(1)	1	(4)	1	(1)	2	(1)	6	(2)	7	(1)	0	(0)
B or C Sentence	0	(0)	0	(0)	0	(0)	0	(0)	1	(0)	1	(0)	0	(0)
Total	81	(100)	24	(100)	69	(100)	309	(100)	372	(100)	802	(100)	142	(100)

(continued)

INSTITUTION RELEASED FROM

COURT FROM WHICH COMMITTED	LAN		LGW		NEC		NOR		OCC		PAR		PCC	
	N	%	N	%	N	%	N	%	N	%	N	%	N	%
Barnstable	0	(0)	0	(0)	0	(0)	5	(3)	3	(2)	2	(3)	1	(2)
Berkshire	5	(4)	0	(0)	1	(1)	3	(2)	1	(1)	1	(1)	3	(6)
Bristol	0	(0)	1	(0)	2	(2)	12	(7)	10	(7)	2	(3)	6	(12)
Dukes	0	(0)	0	(0)	0	(0)	0	(0)	0	(0)	0	(0)	0	(0)
Essex	3	(2)	0	(0)	2	(2)	9	(5)	11	(8)	2	(3)	5	(10)
Franklin	3	(2)	0	(0)	0	(0)	0	(0)	2	(1)	1	(1)	0	(0)
Hampden	21	(17)	0	(0)	21	(19)	11	(6)	11	(8)	8	(11)	5	(10)
Hampshire	1	(1)	0	(0)	1	(1)	4	(2)	1	(1)	0	(0)	2	(4)
Middlesex	10	(8)	1	(0)	22	(19)	33	(18)	15	(11)	14	(18)	8	(16)
Nantucket	0	(0)	0	(0)	0	(0)	0	(0)	0	(0)	0	(0)	0	(0)
Norfolk	3	(2)	0	(0)	3	(3)	12	(7)	7	(5)	4	(5)	1	(2)
Plymouth	1	(1)	0	(0)	4	(4)	3	(2)	8	(6)	4	(5)	2	(4)
Suffolk	8	(7)	0	(0)	15	(13)	63	(35)	44	(32)	26	(34)	4	(8)
Worcester	29	(24)	0	(0)	25	(22)	8	(4)	9	(7)	9	(12)	11	(22)
Municipal Courts	3	(2)	3	(1)	2	(2)	0	(0)	0	(0)	0	(0)	0	(0)
District Courts	31	(25)	49	(13)	8	(7)	8	(4)	11	(8)	0	(0)	1	(2)
Other Jurisdiction	2	(2)	329	(86)	6	(5)	5	(3)	3	(2)	1	(1)	0	(0)
From and After Sentence	2	(2)	0	(0)	1	(1)	3	(2)	0	(0)	1	(1)	0	(0)
B or C Sentence	0	(0)	0	(0)	0	(0)	1	(1)	1	(1)	1	(1)	0	(0)
Total	122	(100)	383	(100)	113	(100)	180	(100)	137	(100)	76	(100)	49	(100)

(continued)

INSTITUTION RELEASED FROM

COURT FROM WHICH COMMITTED	PLY		SEC		SHI		SMD		WAL		WRK		TOTAL	
	N	%	N	%	N	%	N	%	N	%	N	%	N	%
Barnstable	7	(5)	10	(3)	3	(1)	1	(1)	2	(1)	1	(1)	46	(1)
Berkshire	0	(0)	1	(0)	6	(2)	2	(2)	3	(2)	2	(3)	43	(1)
Bristol	14	(11)	25	(8)	1	(0)	5	(6)	13	(9)	1	(1)	144	(4)
Dukes	0	(0)	0	(0)	0	(0)	0	(0)	0	(0)	0	(0)	2	(0)
Essex	5	(4)	10	(3)	25	(10)	5	(6)	12	(9)	2	(3)	160	(4)
Franklin	1	(1)	1	(0)	2	(1)	0	(0)	0	(0)	1	(1)	17	(0)
Hampden	6	(5)	18	(6)	58	(23)	17	(20)	13	(9)	35	(51)	370	(10)
Hampshire	1	(1)	1	(0)	2	(1)	1	(1)	1	(1)	2	(3)	24	(1)
Middlesex	11	(8)	38	(12)	42	(17)	16	(19)	15	(11)	7	(10)	394	(10)
Nantucket	0	(0)	0	(0)	0	(0)	0	(0)	1	(1)	0	(0)	1	(0)
Norfolk	7	(5)	17	(6)	4	(2)	5	(6)	2	(1)	0	(0)	124	(3)
Plymouth	19	(15)	21	(7)	5	(2)	1	(1)	6	(4)	0	(0)	116	(3)
Suffolk	36	(28)	112	(36)	30	(12)	11	(13)	56	(40)	0	(0)	688	(18)
Worcester	13	(10)	29	(9)	59	(24)	16	(19)	11	(8)	12	(18)	373	(10)
Municipal Courts	1	(1)	4	(1)	1	(0)	0	(0)	0	(0)	0	(0)	104	(3)
District Courts	4	(3)	16	(5)	8	(3)	0	(0)	0	(0)	1	(1)	824	(21)
Other Jurisdiction	1	(1)	1	(0)	0	(0)	1	(1)	2	(1)	1	(1)	358	(9)
From and After														
Sentence	2	(2)	3	(1)	0	(0)	1	(1)	2	(1)	3	(4)	36	(1)
B or C Sentence	2	(2)	2	(1)	1	(0)	1	(1)	0	(0)	0	(0)	11	(0)
Total	130	(100)	309	(100)	247	(100)	83	(100)	139	(100)	68	(100)	3835	(100)

INSTITUTION RELEASED FROM

JAIL CREDIT DAYS	BAY		BCC		BOS		CON		CRS		FRA		GAR	
	N	%	N	%	N	%	N	%	N	%	N	%	N	%
None	27	(33)	6	(25)	22	(32)	79	(26)	140	(38)	519	(65)	38	(27)
1 to 10	6	(7)	2	(8)	6	(9)	29	(9)	27	(7)	83	(10)	9	(6)
11 to 50	6	(7)	0	(0)	8	(12)	37	(12)	43	(12)	141	(18)	20	(14)
51 to 100	12	(15)	4	(17)	7	(10)	43	(14)	42	(11)	31	(4)	21	(15)
101 to 150	9	(11)	3	(13)	5	(7)	49	(16)	37	(10)	9	(1)	16	(11)
151 to 200	12	(15)	5	(21)	5	(7)	21	(7)	29	(8)	5	(1)	13	(9)
Over 200	9	(11)	4	(17)	16	(23)	51	(17)	54	(15)	14	(2)	25	(18)
Total	81	(100)	24	(100)	69	(100)	309	(100)	372	(100)	802	(100)	142	(100)

(continued)

INSTITUTION RELEASED FROM

JAIL CREDIT DAYS	LAN		LGW		NEC		NOR		OCC		PAR		PCC	
	N	%	N	%	N	%	N	%	N	%	N	%	N	%
None	46	(38)	374	(98)	46	(41)	46	(26)	33	(24)	27	(36)	23	(47)
1 to 10	12	(10)	3	(1)	12	(11)	8	(4)	10	(7)	8	(11)	5	(10)
11 to 50	19	(16)	6	(2)	12	(11)	25	(14)	16	(12)	7	(9)	6	(12)
51 to 100	11	(9)	0	(0)	11	(10)	17	(9)	25	(18)	4	(5)	6	(12)
101 to 150	12	(10)	0	(0)	12	(11)	26	(14)	19	(14)	9	(12)	4	(8)
151 to 200	10	(8)	0	(0)	7	(6)	18	(10)	13	(9)	5	(7)	2	(4)
Over 200	12	(10)	0	(0)	13	(12)	40	(22)	21	(15)	16	(21)	3	(6)
Total	122	(100)	383	(100)	113	(100)	180	(100)	137	(100)	76	(100)	49	(100)

(continued)

INSTITUTION RELEASED FROM

JAIL CREDIT DAYS	PLY		SEC		SHI		SMD		WAL		WRK		TOTAL	
	N	%	N	%	N	%	N	%	N	%	N	%	N	%
None	39	(30)	75	(24)	73	(30)	23	(28)	32	(23)	16	(24)	1684	(44)
1 to 10	12	(9)	29	(9)	26	(11)	8	(10)	12	(9)	4	(6)	311	(8)
11 to 50	14	(11)	37	(12)	29	(12)	13	(16)	15	(11)	15	(22)	469	(12)
51 to 100	14	(11)	44	(14)	29	(12)	9	(11)	20	(14)	6	(9)	356	(9)
101 to 150	18	(14)	43	(14)	39	(16)	13	(16)	19	(14)	9	(13)	351	(9)
151 to 200	15	(12)	36	(12)	24	(10)	8	(10)	17	(12)	5	(7)	250	(7)
Over 200	18	(14)	45	(15)	27	(11)	9	(11)	24	(17)	13	(19)	414	(11)
Total	130	(100)	309	(100)	247	(100)	83	(100)	139	(100)	68	(100)	3835	(100)

INSTITUTION RELEASED FROM

COMMITTING INSTITUTION	BAY		BCC		BOS		CON		CRS		FRA		GAR	
	N	%	N	%	N	%	N	%	N	%	N	%	N	%
Cedar Junction	45	(56)	11	(46)	58	(84)	147	(48)	223	(60)	0	(0)	73	(51)
Concord	36	(44)	13	(54)	11	(16)	158	(51)	85	(23)	0	(0)	67	(47)
Framingham	0	(0)	0	(0)	0	(0)	0	(0)	64	(17)	802	(100)	0	(0)
Other Jurisdiction	0	(0)	0	(0)	0	(0)	4	(1)	0	(0)	0	(0)	2	(1)
Total	81	(100)	24	(100)	69	(100)	309	(100)	372	(100)	802	(100)	142	(100)

(continued)

INSTITUTION RELEASED FROM

COMMITTING INSTITUTION	LAN		LGW		NEC		NOR		OCC		PAR		PCC	
	N	%	N	%	N	%	N	%	N	%	N	%	N	%
Cedar Junction	50	(41)	0	(0)	51	(45)	102	(57)	81	(59)	47	(62)	30	(61)
Concord	20	(16)	0	(0)	56	(50)	73	(41)	53	(39)	25	(33)	19	(39)
Framingham	50	(41)	54	(14)	0	(0)	0	(0)	0	(0)	3	(4)	0	(0)
Other Jurisdiction	2	(2)	329	(86)	6	(5)	5	(3)	3	(2)	1	(1)	0	(0)
Total	122	(100)	383	(100)	113	(100)	180	(100)	137	(100)	76	(100)	49	(100)

(continued)

INSTITUTION RELEASED FROM

COMMITTING INSTITUTION	PLY		SEC		SHI		SMD		WAL		WRK		TOTAL	
	N	%	N	%	N	%	N	%	N	%	N	%	N	%
Cedar Junction	69	(53)	112	(36)	136	(55)	62	(75)	95	(68)	44	(65)	1436	(37)
Concord	60	(46)	196	(63)	111	(45)	20	(24)	42	(30)	23	(34)	1068	(28)
Framingham	0	(0)	0	(0)	0	(0)	0	(0)	0	(0)	0	(0)	973	(25)
Other Jurisdiction	1	(1)	1	(0)	0	(0)	1	(1)	2	(1)	1	(1)	358	(9)
Total	130	(100)	309	(100)	247	(100)	83	(100)	139	(100)	68	(100)	3835	(100)

INSTITUTION RELEASED FROM

MINIMUM SENTENCE	BAY		BCC		BOS		CON		CRS		FRA		GAR	
	N	%	N	%	N	%	N	%	N	%	N	%	N	%
1 Year	0	(0)	0	(0)	0	(0)	1	(0)	0	(0)	2	(0)	0	(0)
2 Years	2	(2)	1	(4)	1	(1)	4	(1)	5	(1)	0	(0)	1	(1)
3 Years	14	(17)	2	(8)	13	(19)	31	(10)	54	(15)	20	(2)	20	(14)
4 Years	2	(2)	3	(13)	3	(4)	22	(7)	43	(12)	5	(1)	11	(8)
5 Years	7	(9)	2	(8)	10	(14)	24	(8)	30	(8)	3	(0)	10	(7)
6 Years	4	(5)	2	(8)	9	(13)	20	(6)	32	(9)	5	(1)	9	(6)
7 Years	6	(7)	0	(0)	3	(4)	6	(2)	14	(4)	2	(0)	4	(3)
8 Years	2	(2)	0	(0)	3	(4)	8	(3)	8	(2)	0	(0)	6	(4)
9 Years	3	(4)	0	(0)	4	(6)	5	(2)	13	(3)	2	(0)	3	(2)
10 Years	2	(2)	1	(4)	2	(3)	15	(5)	12	(3)	1	(0)	3	(2)
11 to 12 Years	2	(2)	0	(0)	2	(3)	5	(2)	10	(3)	2	(0)	3	(2)
13 to 15 Years	0	(0)	0	(0)	1	(1)	2	(1)	3	(1)	0	(0)	1	(1)
16 to 19 Years	0	(0)	0	(0)	1	(1)	1	(0)	2	(1)	0	(0)	0	(0)
20 to 24 Years	1	(1)	0	(0)	1	(1)	1	(0)	2	(1)	0	(0)	1	(1)
25 Years or More	0	(0)	0	(0)	0	(0)	1	(0)	1	(0)	0	(0)	0	(0)
Life	0	(0)	0	(0)	5	(7)	1	(0)	3	(1)	1	(0)	1	(1)
Indeterminate	36	(44)	13	(54)	11	(16)	162	(52)	140	(38)	759	(95)	69	(49)
Total	81	(100)	24	(100)	69	(100)	309	(100)	372	(100)	802	(100)	142	(100)

(continued)

INSTITUTION RELEASED FROM

MINIMUM SENTENCE	LAN		LGW		NEC		NOR		OCC		PAR		PCC	
	N	%	N	%	N	%	N	%	N	%	N	%	N	%
1 Year	2	(2)	0	(0)	0	(0)	0	(0)	0	(0)	0	(0)	0	(0)
2 Years	0	(0)	0	(0)	1	(1)	2	(1)	3	(2)	1	(1)	1	(2)
3 Years	21	(17)	0	(0)	17	(15)	25	(14)	27	(20)	10	(13)	9	(18)
4 Years	6	(5)	0	(0)	4	(4)	13	(7)	13	(9)	5	(7)	6	(12)
5 Years	7	(6)	0	(0)	10	(9)	15	(8)	13	(9)	4	(5)	5	(10)
6 Years	7	(6)	0	(0)	8	(7)	16	(9)	7	(5)	8	(11)	1	(2)
7 Years	3	(2)	0	(0)	3	(3)	7	(4)	1	(1)	4	(5)	4	(8)
8 Years	3	(2)	0	(0)	3	(3)	4	(2)	2	(1)	3	(4)	0	(0)
9 Years	2	(2)	1	(0)	1	(1)	2	(1)	5	(4)	2	(3)	0	(0)
10 Years	3	(2)	0	(0)	0	(0)	4	(2)	3	(2)	0	(0)	0	(0)
11 to 12 Years	2	(2)	0	(0)	2	(2)	1	(1)	4	(3)	3	(4)	0	(0)
13 to 15 Years	1	(1)	0	(0)	1	(1)	5	(3)	2	(1)	5	(7)	2	(4)
16 to 19 Years	0	(0)	0	(0)	1	(1)	5	(3)	0	(0)	0	(0)	0	(0)
20 to 24 Years	1	(1)	0	(0)	0	(0)	0	(0)	0	(0)	1	(1)	0	(0)
25 Years or More	1	(1)	0	(0)	0	(0)	1	(1)	0	(0)	0	(0)	0	(0)
Life	1	(1)	0	(0)	0	(0)	2	(1)	1	(1)	1	(1)	2	(4)
Indeterminate	62	(51)	382	(100)	62	(55)	78	(43)	56	(41)	29	(38)	19	(39)
Total	122	(100)	383	(100)	113	(100)	180	(100)	137	(100)	76	(100)	49	(100)

(continued)

INSTITUTION RELEASED FROM

MINIMUM SENTENCE	PLY		SEC		SHI		SMD		WAL		WRK		TOTAL	
	N	%	N	%	N	%	N	%	N	%	N	%	N	%
1 Year	0	(0)	0	(0)	0	(0)	0	(0)	0	(0)	0	(0)	5	(0)
2 Years	1	(1)	2	(1)	4	(2)	3	(4)	6	(4)	0	(0)	38	(1)
3 Years	27	(21)	35	(11)	43	(17)	12	(14)	25	(18)	25	(37)	430	(11)
4 Years	12	(9)	13	(4)	14	(6)	10	(12)	18	(13)	10	(15)	213	(6)
5 Years	7	(5)	17	(6)	27	(11)	2	(2)	17	(12)	2	(3)	212	(6)
6 Years	9	(7)	11	(4)	13	(5)	9	(11)	7	(5)	1	(1)	178	(5)
7 Years	4	(3)	7	(2)	7	(3)	10	(12)	6	(4)	1	(1)	92	(2)
8 Years	2	(2)	9	(3)	7	(3)	3	(4)	3	(2)	0	(0)	66	(2)
9 Years	2	(2)	6	(2)	6	(2)	6	(7)	5	(4)	0	(0)	68	(2)
10 Years	1	(1)	7	(2)	5	(2)	1	(1)	4	(3)	2	(3)	66	(2)
11 to 12 Years	1	(1)	4	(1)	4	(2)	3	(4)	0	(0)	1	(1)	49	(1)
13 to 15 Years	3	(2)	1	(0)	2	(1)	2	(2)	2	(1)	1	(1)	34	(1)
16 to 19 Years	1	(1)	0	(0)	0	(0)	0	(0)	1	(1)	0	(0)	12	(0)
20 to 24 Years	0	(0)	0	(0)	0	(0)	0	(0)	0	(0)	0	(0)	8	(0)
25 Years or More	0	(0)	0	(0)	0	(0)	0	(0)	1	(1)	0	(0)	5	(0)
Life	0	(0)	0	(0)	3	(1)	1	(1)	0	(0)	1	(1)	23	(1)
Indeterminate	60	(46)	197	(64)	112	(45)	21	(25)	44	(32)	24	(35)	2336	(61)
Total	130	(100)	309	(100)	247	(100)	83	(100)	139	(100)	68	(100)	3835	(100)

INSTITUTION RELEASED FROM

MAXIMUM SENTENCE	BAY		BCC		BOS		CON		CRS		FRA		GAR	
	N	%	N	%	N	%	N	%	N	%	N	%	N	%
Fine	0	(0)	0	(0)	0	(0)	0	(0)	0	(0)	100	(12)	0	(0)
Less Than 1 Month	0	(0)	0	(0)	0	(0)	0	(0)	0	(0)	42	(5)	0	(0)
Less Than 1 Year	1	(1)	0	(0)	0	(0)	4	(1)	18	(5)	379	(47)	1	(1)
1 Year	0	(0)	0	(0)	0	(0)	3	(1)	16	(4)	123	(15)	1	(1)
2 Years	1	(1)	1	(4)	0	(0)	9	(3)	22	(6)	75	(9)	5	(4)
3 Years	1	(1)	0	(0)	1	(1)	2	(1)	1	(0)	3	(0)	1	(1)
4 Years	0	(0)	0	(0)	0	(0)	0	(0)	1	(0)	2	(0)	1	(1)
5 Years	23	(28)	5	(21)	14	(20)	71	(23)	66	(18)	25	(3)	44	(31)
6 Years	1	(1)	0	(0)	0	(0)	13	(4)	25	(7)	5	(1)	5	(4)
7 Years	4	(5)	2	(8)	8	(12)	22	(7)	34	(9)	8	(1)	7	(5)
8 Years	4	(5)	1	(4)	3	(4)	7	(2)	11	(3)	2	(0)	2	(1)
9 Years	0	(0)	2	(8)	0	(0)	6	(2)	5	(1)	3	(0)	4	(3)
10 Years	31	(38)	7	(29)	21	(30)	79	(26)	94	(25)	28	(3)	36	(25)
11 to 12 Years	2	(2)	1	(4)	3	(4)	26	(8)	19	(5)	0	(0)	8	(6)
13 to 15 Years	5	(6)	2	(8)	8	(12)	27	(9)	25	(7)	2	(0)	10	(7)
16 to 19 Years	2	(2)	0	(0)	0	(0)	9	(3)	6	(2)	1	(0)	3	(2)
20 to 24 Years	5	(6)	3	(13)	4	(6)	25	(8)	21	(6)	3	(0)	10	(7)
25 Years or More	0	(0)	0	(0)	2	(3)	4	(1)	5	(1)	0	(0)	3	(2)
Life	1	(1)	0	(0)	5	(7)	2	(1)	3	(1)	1	(0)	1	(1)
Total	81	(100)	24	(100)	69	(100)	309	(100)	372	(100)	802	(100)	142	(100)

(continued)

INSTITUTION RELEASED FROM

MAXIMUM SENTENCE	LAN		LGW		NEC		NOR		OCC		PAR		PCC	
	N	%	N	%	N	%	N	%	N	%	N	%	N	%
Fine	0	(0)	0	(0)	0	(0)	0	(0)	0	(0)	0	(0)	0	(0)
Less Than 1 Month	0	(0)	1	(0)	0	(0)	0	(0)	0	(0)	0	(0)	0	(0)
Less Than 1 Year	14	(11)	319	(83)	4	(4)	1	(1)	1	(1)	0	(0)	1	(2)
1 Year	11	(9)	46	(12)	4	(4)	1	(1)	1	(1)	0	(0)	0	(0)
2 Years	11	(9)	15	(4)	7	(6)	8	(4)	11	(8)	2	(3)	0	(0)
3 Years	2	(2)	0	(0)	1	(1)	2	(1)	3	(2)	0	(0)	0	(0)
4 Years	0	(0)	0	(0)	1	(1)	2	(1)	0	(0)	1	(1)	0	(0)
5 Years	27	(22)	0	(0)	35	(31)	39	(22)	38	(28)	14	(18)	9	(18)
6 Years	2	(2)	1	(0)	2	(2)	5	(3)	10	(7)	3	(4)	3	(6)
7 Years	5	(4)	0	(0)	3	(3)	15	(8)	7	(5)	4	(5)	3	(6)
8 Years	1	(1)	0	(0)	4	(4)	3	(2)	6	(4)	5	(7)	5	(10)
9 Years	1	(1)	0	(0)	7	(6)	3	(2)	2	(1)	3	(4)	1	(2)
10 Years	23	(19)	0	(0)	27	(24)	50	(28)	26	(19)	22	(29)	15	(31)
11 to 12 Years	5	(4)	1	(0)	2	(2)	12	(7)	5	(4)	5	(7)	1	(2)
13 to 15 Years	11	(9)	0	(0)	10	(9)	6	(3)	9	(7)	4	(5)	3	(6)
16 to 19 Years	0	(0)	0	(0)	0	(0)	6	(3)	0	(0)	1	(1)	1	(2)
20 to 24 Years	5	(4)	0	(0)	6	(5)	20	(11)	17	(12)	9	(12)	4	(8)
25 Years or More	3	(2)	0	(0)	0	(0)	5	(3)	0	(0)	2	(3)	1	(2)
Life	1	(1)	0	(0)	0	(0)	2	(1)	1	(1)	1	(1)	2	(4)
Total	122	(100)	383	(100)	113	(100)	180	(100)	137	(100)	76	(100)	49	(100)

(continued)

INSTITUTION RELEASED FROM

MAXIMUM SENTENCE	PLY		SEC		SHI		SMD		WAL		WRK		TOTAL	
	N	%	N	%	N	%	N	%	N	%	N	%	N	%
Fine	0	(0)	0	(0)	0	(0)	0	(0)	0	(0)	0	(0)	100	(3)
Less Than 1 Month	0	(0)	0	(0)	0	(0)	0	(0)	0	(0)	0	(0)	43	(1)
Less Than 1 Year	1	(1)	0	(0)	2	(1)	0	(0)	1	(1)	0	(0)	747	(19)
1 Year	0	(0)	0	(0)	0	(0)	0	(0)	0	(0)	0	(0)	206	(5)
2 Years	8	(6)	23	(7)	6	(2)	0	(0)	0	(0)	1	(1)	205	(5)
3 Years	3	(2)	1	(0)	1	(0)	1	(1)	1	(1)	0	(0)	24	(1)
4 Years	1	(1)	0	(0)	4	(2)	0	(0)	3	(2)	3	(4)	19	(0)
5 Years	32	(25)	89	(29)	74	(30)	17	(20)	35	(25)	36	(53)	693	(18)
6 Years	9	(7)	6	(2)	5	(2)	1	(1)	7	(5)	2	(3)	105	(3)
7 Years	8	(6)	14	(5)	28	(11)	7	(8)	15	(11)	5	(7)	199	(5)
8 Years	1	(1)	1	(0)	4	(2)	2	(2)	0	(0)	1	(1)	63	(2)
9 Years	2	(2)	6	(2)	3	(1)	0	(0)	2	(1)	0	(0)	50	(1)
10 Years	43	(33)	92	(30)	76	(31)	34	(41)	44	(32)	7	(10)	755	(20)
11 to 12 Years	5	(4)	16	(5)	6	(2)	3	(4)	13	(9)	2	(3)	135	(4)
13 to 15 Years	3	(2)	21	(7)	9	(4)	5	(6)	7	(5)	2	(3)	169	(4)
16 to 19 Years	2	(2)	8	(3)	5	(2)	3	(4)	1	(1)	2	(3)	50	(1)
20 to 24 Years	11	(8)	32	(10)	21	(9)	7	(8)	8	(6)	4	(6)	215	(6)
25 Years or More	1	(1)	0	(0)	0	(0)	2	(2)	1	(1)	2	(3)	31	(1)
Life	0	(0)	0	(0)	3	(1)	1	(1)	1	(1)	1	(1)	26	(1)
Total	130	(100)	309	(100)	247	(100)	83	(100)	139	(100)	68	(100)	3835	(100)

INSTITUTION RELEASED FROM

TYPE OF SENTENCE	BAY		BCC		BOS		CON		CRS		FRA		GAR	
	N	%	N	%	N	%	N	%	N	%	N	%	N	%
One Sentence Only	29	(36)	10	(42)	23	(33)	107	(35)	129	(35)	199	(25)	45	(32)
Concurrent	27	(33)	8	(33)	26	(38)	109	(35)	128	(34)	256	(32)	51	(36)
Aggregate	2	(2)	1	(4)	1	(1)	9	(3)	21	(6)	57	(7)	7	(5)
Forthwith-HOC or DOC	10	(12)	3	(13)	10	(14)	27	(9)	51	(14)	7	(1)	23	(16)
From and After-HOC or DOC	3	(4)	1	(4)	2	(3)	10	(3)	8	(2)	9	(1)	5	(4)
Split	10	(12)	1	(4)	7	(10)	47	(15)	35	(9)	174	(22)	11	(8)
Fine	0	(0)	0	(0)	0	(0)	0	(0)	0	(0)	100	(12)	0	(0)
Total	81	(100)	24	(100)	69	(100)	309	(100)	372	(100)	802	(100)	142	(100)

(continued)

INSTITUTION RELEASED FROM

TYPE OF SENTENCE	LAN		LGW		NEC		NOR		OCC		PAR		PCC	
	N	%	N	%	N	%	N	%	N	%	N	%	N	%
One Sentence Only	36	(30)	135	(35)	33	(29)	68	(38)	48	(35)	26	(34)	16	(33)
Concurrent	59	(48)	97	(25)	44	(39)	62	(34)	51	(37)	31	(41)	16	(33)
Aggregate	7	(6)	6	(2)	3	(3)	5	(3)	4	(3)	4	(5)	1	(2)
Forthwith-HOC or DOC	3	(2)	0	(0)	9	(8)	24	(13)	19	(14)	8	(11)	9	(18)
From and After-HOC or DOC	3	(2)	10	(3)	4	(4)	13	(7)	6	(4)	2	(3)	2	(4)
Split	14	(11)	135	(35)	20	(18)	8	(4)	9	(7)	5	(7)	5	(10)
Fine	0	(0)	0	(0)	0	(0)	0	(0)	0	(0)	0	(0)	0	(0)
Total	122	(100)	383	(100)	113	(100)	180	(100)	137	(100)	76	(100)	49	(100)

(continued)

INSTITUTION RELEASED FROM

TYPE OF SENTENCE	PLY		SEC		SHI		SMD		WAL		WRK		TOTAL	
	N	%	N	%	N	%	N	%	N	%	N	%	N	%
One Sentence Only	51	(39)	112	(36)	100	(40)	34	(41)	35	(25)	22	(32)	1258	(33)
Concurrent	35	(27)	102	(33)	94	(38)	31	(37)	44	(32)	29	(43)	1300	(34)
Aggregate	3	(2)	4	(1)	6	(2)	1	(1)	3	(2)	4	(6)	149	(4)
Forthwith-HOC or DOC	18	(14)	24	(8)	22	(9)	8	(10)	35	(25)	3	(4)	313	(8)
From and After-HOC or DOC	6	(5)	11	(4)	5	(2)	1	(1)	5	(4)	6	(9)	112	(3)
Split	17	(13)	56	(18)	20	(8)	8	(10)	17	(12)	4	(6)	603	(16)
Fine	0	(0)	0	(0)	0	(0)	0	(0)	0	(0)	0	(0)	100	(3)
Total	130	(100)	309	(100)	247	(100)	83	(100)	139	(100)	68	(100)	3835	(100)

INSTITUTION RELEASED FROM

PRESENT OFFENSE: GENERAL CATEGORIES	BAY		BCC		BOS		CON		CRS		FRA		GAR	
	N	%	N	%	N	%	N	%	N	%	N	%	N	%
Person	32	(40)	16	(67)	40	(58)	155	(50)	142	(38)	82	(10)	49	(35)
Sex	13	(16)	2	(8)	11	(16)	28	(9)	29	(8)	8	(1)	27	(19)
Property	17	(21)	5	(21)	6	(9)	77	(25)	79	(21)	300	(37)	40	(28)
Drug	15	(19)	0	(0)	11	(16)	38	(12)	114	(31)	190	(24)	24	(17)
Other	4	(5)	1	(4)	1	(1)	11	(4)	8	(2)	222	(28)	2	(1)
Total	81	(100)	24	(100)	69	(100)	309	(100)	372	(100)	802	(100)	142	(100)

(continued)

INSTITUTION RELEASED FROM

PRESENT OFFENSE: GENERAL CATEGORIES	LAN		LGW		NEC		NOR		OCC		PAR		PCC	
	N	%	N	%	N	%	N	%	N	%	N	%	N	%
Person	28	(23)	2	(1)	33	(29)	95	(53)	68	(50)	26	(34)	13	(27)
Sex	17	(14)	0	(0)	27	(24)	11	(6)	10	(7)	12	(16)	19	(39)
Property	25	(20)	1	(0)	22	(19)	38	(21)	35	(26)	16	(21)	10	(20)
Drug	42	(34)	2	(1)	28	(25)	25	(14)	18	(13)	19	(25)	6	(12)
Other	10	(8)	378	(99)	3	(3)	11	(6)	6	(4)	3	(4)	1	(2)
Total	122	(100)	383	(100)	113	(100)	180	(100)	137	(100)	76	(100)	49	(100)

(continued)

INSTITUTION RELEASED FROM

PRESENT OFFENSE: GENERAL CATEGORIES	PLY		SEC		SHI		SMD		WAL		WRK		TOTAL	
	N	%	N	%	N	%	N	%	N	%	N	%	N	%
Person	50	(38)	131	(42)	80	(32)	29	(35)	73	(53)	24	(35)	1168	(30)
Sex	0	(0)	50	(16)	37	(15)	7	(8)	11	(8)	0	(0)	319	(8)
Property	29	(22)	60	(19)	43	(17)	18	(22)	31	(22)	16	(24)	868	(23)
Drug	43	(33)	60	(19)	83	(34)	29	(35)	21	(15)	26	(38)	794	(21)
Other	8	(6)	8	(3)	4	(2)	0	(0)	3	(2)	2	(3)	686	(18)
Total	130	(100)	309	(100)	247	(100)	83	(100)	139	(100)	68	(100)	3835	(100)

INSTITUTION RELEASED FROM

PRESENT OFFENSE: PERSON OFFENSES	BAY		BCC		BOS		CON		CRS		FRA		GAR	
	N	%	N	%	N	%	N	%	N	%	N	%	N	%
Not Applicable	49	(60)	8	(33)	29	(42)	154	(50)	230	(62)	720	(90)	93	(65)
Murder-1	1	(1)	0	(0)	0	(0)	0	(0)	0	(0)	0	(0)	0	(0)
Murder-2	0	(0)	0	(0)	4	(6)	2	(1)	3	(1)	1	(0)	1	(1)
Manslaughter	2	(2)	1	(4)	5	(7)	8	(3)	4	(1)	4	(0)	0	(0)
MV Homicide	0	(0)	0	(0)	1	(1)	1	(0)	2	(1)	0	(0)	0	(0)
Assault w/int. to Murder	0	(0)	1	(4)	3	(4)	2	(1)	6	(2)	2	(0)	1	(1)
Armed Robbery	19	(23)	6	(25)	14	(20)	69	(22)	81	(22)	9	(1)	28	(20)
Unarmed Robbery	4	(5)	5	(21)	7	(10)	38	(12)	16	(4)	9	(1)	8	(6)
Armed Assault	6	(7)	3	(13)	5	(7)	26	(8)	19	(5)	28	(3)	10	(7)
Unarmed Assault	0	(0)	0	(0)	0	(0)	1	(0)	4	(1)	23	(3)	1	(1)
Mayhem	0	(0)	0	(0)	0	(0)	0	(0)	1	(0)	0	(0)	0	(0)
Extortion	0	(0)	0	(0)	0	(0)	1	(0)	0	(0)	1	(0)	0	(0)
Kidnapping	0	(0)	0	(0)	0	(0)	3	(1)	2	(1)	2	(0)	0	(0)
Civil Rights	0	(0)	0	(0)	0	(0)	1	(0)	0	(0)	0	(0)	0	(0)
Conspiracy	0	(0)	0	(0)	1	(1)	3	(1)	4	(1)	3	(0)	0	(0)
Total	81	(100)	24	(100)	69	(100)	309	(100)	372	(100)	802	(100)	142	(100)

(continued)

INSTITUTION RELEASED FROM

PRESENT OFFENSE: PERSON OFFENSES	LAN		LGW		NEC		NOR		OCC		PAR		PCC	
	N	%	N	%	N	%	N	%	N	%	N	%	N	%
Not Applicable	94	(77)	381	(99)	80	(71)	85	(47)	69	(50)	50	(66)	36	(73)
Murder-1	0	(0)	0	(0)	0	(0)	0	(0)	0	(0)	0	(0)	0	(0)
Murder-2	1	(1)	0	(0)	0	(0)	2	(1)	1	(1)	1	(1)	2	(4)
Manslaughter	5	(4)	0	(0)	1	(1)	11	(6)	1	(1)	5	(7)	2	(4)
MV Homicide	1	(1)	2	(1)	0	(0)	0	(0)	0	(0)	1	(1)	0	(0)
Assault w/int. to Murder	0	(0)	0	(0)	0	(0)	2	(1)	1	(1)	1	(1)	0	(0)
Armed Robbery	6	(5)	0	(0)	10	(9)	37	(21)	31	(23)	10	(13)	6	(12)
Unarmed Robbery	4	(3)	0	(0)	8	(7)	25	(14)	15	(11)	3	(4)	0	(0)
Armed Assault	6	(5)	0	(0)	8	(7)	9	(5)	14	(10)	5	(7)	2	(4)
Unarmed Assault	2	(2)	0	(0)	3	(3)	7	(4)	3	(2)	0	(0)	1	(2)
Mayhem	1	(1)	0	(0)	1	(1)	0	(0)	0	(0)	0	(0)	0	(0)
Extortion	0	(0)	0	(0)	0	(0)	0	(0)	0	(0)	0	(0)	0	(0)
Kidnapping	2	(2)	0	(0)	0	(0)	2	(1)	2	(1)	0	(0)	0	(0)
Civil Rights Conspiracy	0	(0)	0	(0)	1	(1)	0	(0)	0	(0)	0	(0)	0	(0)
Total	122	(100)	383	(100)	113	(100)	180	(100)	137	(100)	76	(100)	49	(100)

(continued)

INSTITUTION RELEASED FROM

PRESENT OFFENSE: PERSON OFFENSES	PLY		SEC		SHI		SMD		WAL		WRK		TOTAL	
	N	%	N	%	N	%	N	%	N	%	N	%	N	%
Not Applicable	80	(62)	178	(58)	167	(68)	54	(65)	66	(47)	44	(65)	2667	(70)
Murder-1	0	(0)	0	(0)	0	(0)	0	(0)	0	(0)	0	(0)	1	(0)
Murder-2	0	(0)	0	(0)	3	(1)	1	(1)	1	(1)	1	(1)	24	(1)
Manslaughter	3	(2)	6	(2)	5	(2)	5	(6)	1	(1)	2	(3)	71	(2)
MV Homicide	0	(0)	1	(0)	2	(1)	0	(0)	0	(0)	1	(1)	12	(0)
Assault w/int. to Murder	2	(2)	6	(2)	3	(1)	0	(0)	5	(4)	0	(0)	35	(1)
Armed Robbery	24	(18)	53	(17)	31	(13)	10	(12)	32	(23)	10	(15)	486	(13)
Unarmed Robbery	10	(8)	31	(10)	18	(7)	8	(10)	18	(13)	1	(1)	228	(6)
Armed Assault	5	(4)	26	(8)	15	(6)	3	(4)	12	(9)	6	(9)	208	(5)
Unarmed Assault	2	(2)	5	(2)	3	(1)	1	(1)	3	(2)	0	(0)	59	(2)
Mayhem	1	(1)	1	(0)	0	(0)	0	(0)	0	(0)	1	(1)	6	(0)
Extortion	0	(0)	1	(0)	0	(0)	0	(0)	0	(0)	0	(0)	3	(0)
Kidnapping	0	(0)	1	(0)	0	(0)	0	(0)	1	(1)	2	(3)	17	(0)
Civil Rights	1	(1)	0	(0)	0	(0)	0	(0)	0	(0)	0	(0)	3	(0)
Conspiracy	2	(2)	0	(0)	0	(0)	1	(1)	0	(0)	0	(0)	15	(0)
Total	130	(100)	309	(100)	247	(100)	83	(100)	139	(100)	68	(100)	3835	(100)

INSTITUTION RELEASED FROM

PRESENT OFFENSE: PROPERTY OFFENSES	BAY		BCC		BOS		CON		CRS		FRA		GAR	
	N	%	N	%	N	%	N	%	N	%	N	%	N	%
Not Applicable	64	(79)	19	(79)	63	(91)	232	(75)	293	(79)	502	(63)	102	(72)
Arson	1	(1)	0	(0)	0	(0)	5	(2)	2	(1)	3	(0)	1	(1)
Burglary-Armed	1	(1)	0	(0)	0	(0)	6	(2)	3	(1)	1	(0)	2	(1)
Burglary	9	(11)	3	(13)	6	(9)	47	(15)	27	(7)	27	(3)	28	(20)
Possession of Burglary Tools	0	(0)	0	(0)	0	(0)	0	(0)	0	(0)	1	(0)	0	(0)
Stealing	0	(0)	0	(0)	0	(0)	0	(0)	2	(1)	61	(8)	0	(0)
Larceny-Person	0	(0)	0	(0)	0	(0)	1	(0)	6	(2)	20	(2)	3	(2)
Larceny	1	(1)	0	(0)	0	(0)	4	(1)	14	(4)	118	(15)	3	(2)
Vehicle Theft	1	(1)	0	(0)	0	(0)	6	(2)	4	(1)	10	(1)	1	(1)
Unauthorized Use of MV	0	(0)	0	(0)	0	(0)	0	(0)	0	(0)	4	(0)	0	(0)
Forgery-Uttering	3	(4)	0	(0)	0	(0)	2	(1)	7	(2)	20	(2)	1	(1)
Common Theft	0	(0)	0	(0)	0	(0)	0	(0)	1	(0)	0	(0)	0	(0)
Fraud	0	(0)	1	(4)	0	(0)	1	(0)	3	(1)	1	(0)	0	(0)
Stolen Goods	0	(0)	1	(4)	0	(0)	3	(1)	10	(3)	31	(4)	0	(0)
Property Injuries	1	(1)	0	(0)	0	(0)	2	(1)	0	(0)	3	(0)	1	(1)
Total	81	(100)	24	(100)	69	(100)	309	(100)	372	(100)	802	(100)	142	(100)

(continued)

INSTITUTION RELEASED FROM

	LAN		LGW		NEC		NOR		OCC		PAR		PCC	
	N	%	N	%	N	%	N	%	N	%	N	%	N	%
PRESENT OFFENSE:														
PROPERTY OFFENSES														
Not Applicable	97	(80)	382	(100)	91	(81)	142	(79)	102	(74)	60	(79)	39	(80)
Arson	1	(1)	0	(0)	2	(2)	2	(1)	1	(1)	4	(5)	1	(2)
Burglary-Armed	0	(0)	0	(0)	0	(0)	3	(2)	0	(0)	0	(0)	2	(4)
Burglary	8	(7)	0	(0)	10	(9)	20	(11)	23	(17)	6	(8)	5	(10)
Possession of Burglary Tools	0	(0)	0	(0)	0	(0)	2	(1)	0	(0)	1	(1)	0	(0)
Stealing	1	(1)	0	(0)	0	(0)	0	(0)	0	(0)	0	(0)	0	(0)
Larceny-Person	1	(1)	0	(0)	2	(2)	3	(2)	0	(0)	0	(0)	0	(0)
Larceny	8	(7)	0	(0)	4	(4)	1	(1)	6	(4)	3	(4)	0	(0)
Vehicle Theft	2	(2)	1	(0)	0	(0)	3	(2)	3	(2)	0	(0)	0	(0)
Unauthorized Use of MV	1	(1)	0	(0)	0	(0)	0	(0)	0	(0)	0	(0)	0	(0)
Forgery-Uttering	3	(2)	0	(0)	2	(2)	0	(0)	1	(1)	2	(3)	0	(0)
Common Theft	0	(0)	0	(0)	0	(0)	0	(0)	0	(0)	0	(0)	0	(0)
Fraud	0	(0)	0	(0)	0	(0)	0	(0)	0	(0)	0	(0)	0	(0)
Stolen Goods	0	(0)	0	(0)	1	(1)	3	(2)	1	(1)	0	(0)	0	(0)
Property Injuries	0	(0)	0	(0)	1	(1)	1	(1)	0	(0)	0	(0)	2	(4)
Total	122	(100)	383	(100)	113	(100)	180	(100)	137	(100)	76	(100)	49	(100)

(continued)

INSTITUTION RELEASED FROM

PRESENT OFFENSE: PROPERTY OFFENSES	PLY		SEC		SHI		SMD		WAL		WRK		TOTAL	
	N	%	N	%	N	%	N	%	N	%	N	%	N	%
Not Applicable	101	(78)	249	(81)	204	(83)	65	(78)	108	(78)	52	(76)	2967	(77)
Arson	1	(1)	4	(1)	1	(0)	2	(2)	3	(2)	0	(0)	34	(1)
Burglary-Armed	1	(1)	4	(1)	3	(1)	0	(0)	3	(2)	0	(0)	29	(1)
Burglary	19	(15)	37	(12)	26	(11)	11	(13)	18	(13)	10	(15)	340	(9)
Possession of Burglary Tools	0	(0)	0	(0)	0	(0)	1	(1)	1	(1)	0	(0)	6	(0)
Stealing	0	(0)	0	(0)	0	(0)	0	(0)	0	(0)	0	(0)	64	(2)
Larceny-Person	2	(2)	3	(1)	1	(0)	0	(0)	3	(2)	2	(3)	47	(1)
Larceny	2	(2)	3	(1)	4	(2)	0	(0)	1	(1)	3	(4)	175	(5)
Vehicle Theft	0	(0)	4	(1)	0	(0)	3	(4)	1	(1)	0	(0)	39	(1)
Unauthorized Use of MV	0	(0)	1	(0)	0	(0)	0	(0)	0	(0)	0	(0)	6	(0)
Forgery-Uttering	3	(2)	1	(0)	2	(1)	0	(0)	1	(1)	0	(0)	48	(1)
Common Theft	0	(0)	0	(0)	0	(0)	0	(0)	0	(0)	0	(0)	1	(0)
Fraud	0	(0)	0	(0)	0	(0)	0	(0)	0	(0)	0	(0)	6	(0)
Stolen Goods	1	(1)	3	(1)	4	(2)	0	(0)	0	(0)	0	(0)	58	(2)
Property Injuries	0	(0)	0	(0)	2	(1)	1	(1)	0	(0)	1	(1)	15	(0)
Total	130	(100)	309	(100)	247	(100)	83	(100)	139	(100)	68	(100)	3835	(100)

INSTITUTION RELEASED FROM

PRESENT OFFENSE: SEX OFFENSES	BAY		BCC		BOS		CON		CRS		FRA		GAR	
	N	%	N	%	N	%	N	%	N	%	N	%	N	%
Not Applicable	68	(84)	22	(92)	58	(84)	281	(91)	343	(92)	794	(99)	115	(81)
Rape	3	(4)	0	(0)	2	(3)	13	(4)	10	(3)	0	(0)	7	(5)
Aggravated Rape	3	(4)	1	(4)	2	(3)	4	(1)	3	(1)	1	(0)	2	(1)
Assault w/int. to Rape	2	(2)	0	(0)	2	(3)	2	(1)	1	(0)	0	(0)	8	(6)
Rape of Minor	4	(5)	1	(4)	5	(7)	6	(2)	11	(3)	0	(0)	7	(5)
Assault w/int. Rape Minor	1	(1)	0	(0)	0	(0)	3	(1)	3	(1)	1	(0)	3	(2)
Unnatural Acts	0	(0)	0	(0)	0	(0)	0	(0)	0	(0)	5	(1)	0	(0)
Incest	0	(0)	0	(0)	0	(0)	0	(0)	1	(0)	0	(0)	0	(0)
Gross Sexual Misconduct	0	(0)	0	(0)	0	(0)	0	(0)	0	(0)	1	(0)	0	(0)
Lewdness	0	(0)	0	(0)	0	(0)	0	(0)	0	(0)	0	(0)	0	(0)
Total	81	(100)	24	(100)	69	(100)	309	(100)	372	(100)	802	(100)	142	(100)

(continued)

INSTITUTION RELEASED FROM

PRESENT OFFENSE: SEX OFFENSES	LAN		LGW		NEC		NOR		OCC		PAR		PCC	
	N	%	N	%	N	%	N	%	N	%	N	%	N	%
Not Applicable	105	(86)	383	(100)	86	(76)	169	(94)	127	(93)	64	(84)	30	(61)
Rape	2	(2)	0	(0)	2	(2)	2	(1)	3	(2)	4	(5)	2	(4)
Aggravated Rape	1	(1)	0	(0)	2	(2)	1	(1)	2	(1)	0	(0)	1	(2)
Assault w/int. to Rape	5	(4)	0	(0)	0	(0)	1	(1)	1	(1)	1	(1)	2	(4)
Rape of Minor	7	(6)	0	(0)	17	(15)	6	(3)	3	(2)	7	(9)	12	(24)
Assault w/int. Rape Minor	2	(2)	0	(0)	4	(4)	1	(1)	0	(0)	0	(0)	2	(4)
Unnatural Acts	0	(0)	0	(0)	1	(1)	0	(0)	0	(0)	0	(0)	0	(0)
Incest	0	(0)	0	(0)	0	(0)	0	(0)	0	(0)	0	(0)	0	(0)
Gross Sexual Misconduct	0	(0)	0	(0)	0	(0)	0	(0)	0	(0)	0	(0)	0	(0)
Lewdness	0	(0)	0	(0)	1	(1)	0	(0)	1	(1)	0	(0)	0	(0)
Total	122	(100)	383	(100)	113	(100)	180	(100)	137	(100)	76	(100)	49	(100)

(continued)

INSTITUTION RELEASED FROM

PRESENT OFFENSE: SEX OFFENSES	PLY		SEC		SHI		SMD		WAL		WRK		TOTAL	
	N	%	N	%	N	%	N	%	N	%	N	%	N	%
Not Applicable	130	(100)	259	(84)	210	(85)	76	(92)	128	(92)	68	(100)	3516	(92)
Rape	0	(0)	13	(4)	4	(2)	1	(1)	6	(4)	0	(0)	74	(2)
Aggravated Rape	0	(0)	7	(2)	2	(1)	0	(0)	1	(1)	0	(0)	33	(1)
Assault w/int. to Rape	0	(0)	7	(2)	8	(3)	1	(1)	2	(1)	0	(0)	43	(1)
Rape of Minor	0	(0)	18	(6)	13	(5)	5	(6)	2	(1)	0	(0)	124	(3)
Assault w/int. Rape Minor	0	(0)	5	(2)	9	(4)	0	(0)	0	(0)	0	(0)	34	(1)
Unnatural Acts	0	(0)	0	(0)	1	(0)	0	(0)	0	(0)	0	(0)	7	(0)
Incest	0	(0)	0	(0)	0	(0)	0	(0)	0	(0)	0	(0)	1	(0)
Gross Sexual Misconduct	0	(0)	0	(0)	0	(0)	0	(0)	0	(0)	0	(0)	1	(0)
Lewdness	0	(0)	0	(0)	0	(0)	0	(0)	0	(0)	0	(0)	2	(0)
Total	130	(100)	309	(100)	247	(100)	83	(100)	139	(100)	68	(100)	3835	(100)

INSTITUTION RELEASED FROM

PRESENT OFFENSE: NARCOTICS OFFENSES	BAY		BCC		BOS		CON		CRS		FRA		GAR	
	N	%	N	%	N	%	N	%	N	%	N	%	N	%
Not Applicable	66	(81)	24	(100)	58	(84)	271	(88)	258	(69)	612	(76)	118	(83)
Possession-Narcotics	0	(0)	0	(0)	0	(0)	2	(1)	3	(1)	9	(1)	1	(1)
Possession-Heroin	0	(0)	0	(0)	0	(0)	0	(0)	1	(0)	0	(0)	0	(0)
Being Near Narcotics	0	(0)	0	(0)	0	(0)	0	(0)	0	(0)	4	(0)	0	(0)
Syringe	0	(0)	0	(0)	0	(0)	0	(0)	0	(0)	26	(3)	0	(0)
Sale of Heroin	0	(0)	0	(0)	0	(0)	2	(1)	1	(0)	21	(3)	1	(1)
Sale of Narcotic	0	(0)	0	(0)	0	(0)	0	(0)	1	(0)	1	(0)	1	(1)
Intent to Sell	1	(1)	0	(0)	0	(0)	1	(0)	1	(0)	14	(2)	0	(0)
OUI-Narcotics	0	(0)	0	(0)	0	(0)	0	(0)	0	(0)	1	(0)	0	(0)
Conspiracy to Violate CSA	0	(0)	0	(0)	1	(1)	0	(0)	3	(1)	6	(1)	1	(1)
Controlled Substance-Not Specified	5	(6)	0	(0)	1	(1)	4	(1)	17	(5)	8	(1)	4	(3)
Class-A	3	(4)	0	(0)	4	(6)	10	(3)	29	(8)	32	(4)	7	(5)
Class-B	5	(6)	0	(0)	4	(6)	19	(6)	53	(14)	64	(8)	9	(6)
Class-C	0	(0)	0	(0)	0	(0)	0	(0)	3	(1)	1	(0)	0	(0)
Class-D	1	(1)	0	(0)	1	(1)	0	(0)	2	(1)	3	(0)	0	(0)
Total	81	(100)	24	(100)	69	(100)	309	(100)	372	(100)	802	(100)	142	(100)

(continued)

INSTITUTION RELEASED FROM

PRESENT OFFENSE: NARCOTICS OFFENSES	LAN		LGW		NEC		NOR		OCC		PAR		PCC	
	N	%	N	%	N	%	N	%	N	%	N	%	N	%
Not Applicable	80	(66)	381	(99)	85	(75)	155	(86)	119	(87)	57	(75)	43	(88)
Possession-Narcotics	2	(2)	0	(0)	0	(0)	0	(0)	0	(0)	0	(0)	0	(0)
Possession-Heroin	1	(1)	0	(0)	0	(0)	0	(0)	0	(0)	0	(0)	0	(0)
Being Near Narcotics	0	(0)	0	(0)	0	(0)	0	(0)	0	(0)	0	(0)	0	(0)
Syringe	2	(2)	0	(0)	0	(0)	0	(0)	1	(1)	0	(0)	0	(0)
Sale of Heroin	1	(1)	0	(0)	0	(0)	0	(0)	0	(0)	0	(0)	0	(0)
Sale of Narcotic	0	(0)	0	(0)	1	(1)	0	(0)	0	(0)	1	(1)	0	(0)
Intent to Sell	5	(4)	0	(0)	0	(0)	0	(0)	0	(0)	0	(0)	0	(0)
OUI-Narcotics	0	(0)	2	(1)	0	(0)	0	(0)	0	(0)	0	(0)	0	(0)
Conspiracy to Violate CSA	0	(0)	0	(0)	0	(0)	0	(0)	0	(0)	0	(0)	0	(0)
Controlled Substance-Not Specified	5	(4)	0	(0)	3	(3)	2	(1)	1	(1)	3	(4)	2	(4)
Class-A	14	(11)	0	(0)	3	(3)	10	(6)	7	(5)	3	(4)	1	(2)
Class-B	12	(10)	0	(0)	21	(19)	13	(7)	7	(5)	12	(16)	3	(6)
Class-C	0	(0)	0	(0)	0	(0)	0	(0)	1	(1)	0	(0)	0	(0)
Class-D	0	(0)	0	(0)	0	(0)	0	(0)	1	(1)	0	(0)	0	(0)
Total	122	(100)	383	(100)	113	(100)	180	(100)	137	(100)	76	(100)	49	(100)

(continued)

INSTITUTION RELEASED FROM

	PLY		SEC		SHI		SMD		WAL		WRK		TOTAL	
	N	%	N	%	N	%	N	%	N	%	N	%	N	%
PRESENT OFFENSE:														
NARCOTICS														
OFFENSES														
Not Applicable	87	(67)	249	(81)	164	(66)	54	(65)	118	(85)	42	(62)	3041	(79)
Possession-Narcotics	3	(2)	1	(0)	1	(0)	0	(0)	0	(0)	1	(1)	23	(1)
Possession-Heroin	0	(0)	0	(0)	1	(0)	1	(1)	0	(0)	0	(0)	4	(0)
Being Near Narcotics	0	(0)	0	(0)	1	(0)	0	(0)	0	(0)	0	(0)	5	(0)
Syringe	0	(0)	2	(1)	0	(0)	0	(0)	0	(0)	0	(0)	31	(1)
Sale Heroin	1	(1)	1	(0)	2	(1)	0	(0)	0	(0)	3	(4)	33	(1)
Sale of Narcotic	0	(0)	0	(0)	2	(1)	0	(0)	0	(0)	0	(0)	7	(0)
Intent to Sell	0	(0)	0	(0)	0	(0)	0	(0)	0	(0)	0	(0)	22	(1)
OUI-Narcotics	0	(0)	0	(0)	0	(0)	0	(0)	0	(0)	0	(0)	3	(0)
Conspiracy to Violate CSA	0	(0)	0	(0)	0	(0)	1	(1)	0	(0)	0	(0)	12	(0)
Controlled Substance-Not Specified	1	(1)	3	(1)	20	(8)	6	(7)	1	(1)	1	(1)	87	(2)
Class-A	8	(6)	17	(6)	18	(7)	8	(10)	7	(5)	2	(3)	183	(5)
Class-B	30	(23)	33	(11)	38	(15)	13	(16)	13	(9)	19	(28)	368	(10)
Class-C	0	(0)	1	(0)	0	(0)	0	(0)	0	(0)	0	(0)	6	(0)
Class-D	0	(0)	2	(1)	0	(0)	0	(0)	0	(0)	0	(0)	10	(0)
Total	130	(100)	309	(100)	247	(100)	83	(100)	139	(100)	68	(100)	3835	(100)

INSTITUTION RELEASED FROM

PRESENT OFFENSE: OTHER OFFENSES	BAY		BCC		BOS		CON		CRS		FRA		GAR	
	N	%	N	%	N	%	N	%	N	%	N	%	N	%
Not Applicable	77	(95)	23	(96)	68	(99)	298	(96)	364	(98)	580	(72)	140	(99)
Escape	0	(0)	0	(0)	0	(0)	1	(0)	0	(0)	0	(0)	0	(0)
Weapons Offense	2	(2)	1	(4)	1	(1)	6	(2)	2	(1)	2	(0)	1	(1)
Nightwalker	0	(0)	0	(0)	0	(0)	0	(0)	0	(0)	22	(3)	0	(0)
Deriving Support from Prostitute	0	(0)	0	(0)	0	(0)	0	(0)	0	(0)	0	(0)	0	(0)
Disturbing The Peace	0	(0)	0	(0)	0	(0)	0	(0)	0	(0)	40	(5)	0	(0)
Prostitution	0	(0)	0	(0)	0	(0)	0	(0)	2	(1)	69	(9)	0	(0)
Vehicle Offense	0	(0)	0	(0)	0	(0)	1	(0)	1	(0)	41	(5)	0	(0)
Leaving the Scene	0	(0)	0	(0)	0	(0)	0	(0)	0	(0)	2	(0)	0	(0)
Contempt of Court	0	(0)	0	(0)	0	(0)	1	(0)	0	(0)	4	(0)	0	(0)
Bribery	0	(0)	0	(0)	0	(0)	0	(0)	0	(0)	0	(0)	0	(0)
OUI	1	(1)	0	(0)	0	(0)	2	(1)	2	(1)	30	(4)	0	(0)
Usury	1	(1)	0	(0)	0	(0)	0	(0)	0	(0)	0	(0)	0	(0)
Other	0	(0)	0	(0)	0	(0)	0	(0)	1	(0)	6	(1)	1	(1)
Trespassing	0	(0)	0	(0)	0	(0)	0	(0)	0	(0)	6	(1)	0	(0)
Total	81	(100)	24	(100)	69	(100)	309	(100)	372	(100)	802	(100)	142	(100)

(continued)

INSTITUTION RELEASED FROM

PRESENT OFFENSE: OTHER OFFENSES	LAN		LGW		NEC		NOR		OCC		PAR		PCC	
	N	%	N	%	N	%	N	%	N	%	N	%	N	%
Not Applicable	112	(92)	5	(1)	110	(97)	169	(94)	131	(96)	73	(96)	48	(98)
Escape	0	(0)	0	(0)	0	(0)	4	(2)	2	(1)	0	(0)	0	(0)
Weapons Offense	3	(2)	0	(0)	2	(2)	3	(2)	2	(1)	1	(1)	1	(2)
Nightwalker	1	(1)	0	(0)	0	(0)	0	(0)	0	(0)	0	(0)	0	(0)
Deriving Support from Prostitute	0	(0)	0	(0)	0	(0)	1	(1)	0	(0)	0	(0)	0	(0)
Disturbing The Peace	0	(0)	1	(0)	0	(0)	0	(0)	0	(0)	0	(0)	0	(0)
Prostitution	0	(0)	0	(0)	0	(0)	0	(0)	0	(0)	0	(0)	0	(0)
Vehicle Offense	2	(2)	30	(8)	0	(0)	2	(1)	1	(1)	0	(0)	0	(0)
Leaving the Scene	0	(0)	1	(0)	0	(0)	0	(0)	0	(0)	0	(0)	0	(0)
Contempt of Court	0	(0)	0	(0)	0	(0)	0	(0)	0	(0)	1	(1)	0	(0)
Bribery	0	(0)	0	(0)	0	(0)	0	(0)	0	(0)	0	(0)	0	(0)
OUI	3	(2)	346	(90)	1	(1)	0	(0)	0	(0)	1	(1)	0	(0)
Usury	0	(0)	0	(0)	0	(0)	0	(0)	0	(0)	0	(0)	0	(0)
Other	1	(1)	0	(0)	0	(0)	1	(1)	1	(1)	0	(0)	0	(0)
Trespassing	0	(0)	0	(0)	0	(0)	0	(0)	0	(0)	0	(0)	0	(0)
Total	122	(100)	383	(100)	113	(100)	180	(100)	137	(100)	76	(100)	49	(100)

(continued)

INSTITUTION RELEASED FROM

	PLY		SEC		SHI		SMD		WAL		WRK		TOTAL	
	N	%	N	%	N	%	N	%	N	%	N	%	N	%
PRESENT OFFENSE:														
OTHER OFFENSES														
Not Applicable	122	(94)	301	(97)	243	(98)	83	(100)	136	(98)	66	(97)	3149	(82)
Escape	1	(1)	0	(0)	1	(0)	0	(0)	1	(1)	0	(0)	10	(0)
Weapons Offense	5	(4)	7	(2)	2	(1)	0	(0)	2	(1)	2	(3)	45	(1)
Nightwalker	0	(0)	0	(0)	0	(0)	0	(0)	0	(0)	0	(0)	23	(1)
Deriving Support														
from Prostitute	0	(0)	0	(0)	0	(0)	0	(0)	0	(0)	0	(0)	1	(0)
Disturbing The Peace	0	(0)	0	(0)	0	(0)	0	(0)	0	(0)	0	(0)	41	(1)
Prostitution	0	(0)	0	(0)	0	(0)	0	(0)	0	(0)	0	(0)	71	(2)
Vehicle Offense	0	(0)	0	(0)	1	(0)	0	(0)	0	(0)	0	(0)	79	(2)
Leaving the Scene	0	(0)	0	(0)	0	(0)	0	(0)	0	(0)	0	(0)	3	(0)
Contempt of Court	1	(1)	0	(0)	0	(0)	0	(0)	0	(0)	0	(0)	7	(0)
Bribery	0	(0)	1	(0)	0	(0)	0	(0)	0	(0)	0	(0)	1	(0)
OUI	1	(1)	0	(0)	0	(0)	0	(0)	0	(0)	0	(0)	387	(10)
Usury	0	(0)	0	(0)	0	(0)	0	(0)	0	(0)	0	(0)	1	(0)
Other	0	(0)	0	(0)	0	(0)	0	(0)	0	(0)	0	(0)	11	(0)
Trespassing	0	(0)	0	(0)	0	(0)	0	(0)	0	(0)	0	(0)	6	(0)
Total	130	(100)	309	(100)	247	(100)	83	(100)	139	(100)	68	(100)	3835	(100)

INSTITUTION RELEASED FROM

AGE AT INCARCERATION	BAY		BCC		BOS		CON		CRS		FRA		GAR	
	N	%	N	%	N	%	N	%	N	%	N	%	N	%
Sixteen	0	(0)	0	(0)	0	(0)	1	(0)	0	(0)	0	(0)	0	(0)
Seventeen	0	(0)	0	(0)	1	(1)	6	(2)	2	(1)	3	(0)	2	(1)
Eighteen	2	(2)	2	(8)	2	(3)	23	(7)	2	(1)	13	(2)	9	(6)
Nineteen	5	(6)	0	(0)	3	(4)	22	(7)	17	(5)	15	(2)	9	(6)
Twenty	4	(5)	4	(17)	2	(3)	32	(10)	13	(3)	24	(3)	9	(6)
Twenty-one	2	(2)	1	(4)	4	(6)	24	(8)	23	(6)	32	(4)	9	(6)
Twenty-two	4	(5)	1	(4)	2	(3)	20	(6)	17	(5)	42	(5)	12	(8)
Twenty-three	6	(7)	4	(17)	5	(7)	20	(6)	26	(7)	43	(5)	8	(6)
Twenty-four	5	(6)	1	(4)	2	(3)	19	(6)	24	(6)	60	(7)	12	(8)
Twenty-five	1	(1)	1	(4)	2	(3)	21	(7)	14	(4)	53	(7)	11	(8)
Twenty-six to Twenty-nine	22	(27)	6	(25)	17	(25)	59	(19)	79	(21)	206	(26)	26	(18)
Thirty to Thirty-nine	23	(28)	4	(17)	19	(28)	52	(17)	122	(33)	259	(32)	27	(19)
Forty to Forty-nine	4	(5)	0	(0)	8	(12)	8	(3)	26	(7)	50	(6)	6	(4)
Fifty or Older	3	(4)	0	(0)	2	(3)	2	(1)	7	(2)	2	(0)	2	(1)
Total	81	(100)	24	(100)	69	(100)	309	(100)	372	(100)	802	(100)	142	(100)

(continued)

INSTITUTION RELEASED FROM

AGE AT INCARCERATION	LAN		LGW		NEC		NOR		OCC		PAR		PCC	
	N	%	N	%	N	%	N	%	N	%	N	%	N	%
Sixteen	1	(1)	0	(0)	0	(0)	0	(0)	1	(1)	0	(0)	0	(0)
Seventeen	0	(0)	0	(0)	1	(1)	5	(3)	3	(2)	1	(1)	0	(0)
Eighteen	3	(2)	0	(0)	2	(2)	17	(9)	7	(5)	2	(3)	3	(6)
Nineteen	1	(1)	1	(0)	5	(4)	14	(8)	12	(9)	0	(0)	1	(2)
Twenty	3	(2)	5	(1)	5	(4)	9	(5)	14	(10)	2	(3)	2	(4)
Twenty-one	7	(6)	5	(1)	7	(6)	9	(5)	13	(9)	5	(7)	0	(0)
Twenty-two	3	(2)	12	(3)	9	(8)	9	(5)	14	(10)	4	(5)	2	(4)
Twenty-three	3	(2)	13	(3)	5	(4)	13	(7)	9	(7)	3	(4)	2	(4)
Twenty-four	8	(7)	20	(5)	5	(4)	12	(7)	5	(4)	2	(3)	4	(8)
Twenty-five	8	(7)	20	(5)	5	(4)	10	(6)	7	(5)	4	(5)	1	(2)
Twenty-six to Twenty-nine	19	(16)	107	(28)	21	(19)	36	(20)	26	(19)	19	(25)	11	(22)
Thirty to Thirty-nine	44	(36)	144	(38)	33	(29)	41	(23)	20	(15)	27	(36)	16	(33)
Forty to Forty-nine	14	(11)	44	(11)	10	(9)	3	(2)	5	(4)	5	(7)	5	(10)
Fifty or Older	8	(7)	12	(3)	5	(4)	2	(1)	1	(1)	2	(3)	2	(4)
Total	122	(100)	383	(100)	113	(100)	180	(100)	137	(100)	76	(100)	49	(100)

(continued)

INSTITUTION RELEASED FROM

AGE AT INCARCERATION	PLY		SEC		SHI		SMD		WAL		WRK		TOTAL	
	N	%	N	%	N	%	N	%	N	%	N	%	N	%
Sixteen	0	(0)	0	(0)	1	(0)	0	(0)	2	(1)	1	(1)	7	(0)
Seventeen	2	(2)	5	(2)	2	(1)	0	(0)	0	(0)	0	(0)	33	(1)
Eighteen	6	(5)	21	(7)	12	(5)	1	(1)	7	(5)	3	(4)	137	(4)
Nineteen	8	(6)	34	(11)	11	(4)	7	(8)	18	(13)	5	(7)	188	(5)
Twenty	12	(9)	23	(7)	15	(6)	1	(1)	12	(9)	3	(4)	194	(5)
Twenty-one	14	(11)	28	(9)	13	(5)	3	(4)	15	(11)	2	(3)	216	(6)
Twenty-two	5	(4)	17	(6)	18	(7)	5	(6)	16	(12)	1	(1)	213	(6)
Twenty-three	7	(5)	18	(6)	16	(6)	8	(10)	11	(8)	5	(7)	225	(6)
Twenty-four	5	(4)	17	(6)	11	(4)	7	(8)	7	(5)	6	(9)	232	(6)
Twenty-five	5	(4)	17	(6)	11	(4)	6	(7)	14	(10)	3	(4)	214	(6)
Twenty-six to Twenty-nine	22	(17)	53	(17)	49	(20)	14	(17)	23	(17)	15	(22)	830	(22)
Thirty to Thirty-nine	35	(27)	59	(19)	62	(25)	20	(24)	13	(9)	18	(26)	1038	(27)
Forty to Forty-nine	9	(7)	15	(5)	22	(9)	10	(12)	1	(1)	5	(7)	250	(7)
Fifty or Older	0	(0)	2	(1)	4	(2)	1	(1)	0	(0)	1	(1)	58	(2)
Total	130	(100)	309	(100)	247	(100)	83	(100)	139	(100)	68	(100)	3835	(100)

Personal Background Characteristics

INSTITUTION RELEASED FROM

SEX	BAY		BCC		BOS		CON		CRS		FRA		GAR	
	N	%	N	%	N	%	N	%	N	%	N	%	N	%
Female	0	(0)	0	(0)	0	(0)	0	(0)	64	(17)	802	(100)	0	(0)
Male	81	(100)	24	(100)	69	(100)	309	(100)	308	(83)	0	(0)	142	(100)
Total	81	(100)	24	(100)	69	(100)	309	(100)	372	(100)	802	(100)	142	(100)

(continued)

INSTITUTION RELEASED FROM

SEX	LAN		LGW		NEC		NOR		OCC		PAR		PCC	
	N	%	N	%	N	%	N	%	N	%	N	%	N	%
Female	50	(41)	54	(14)	0	(0)	0	(0)	0	(0)	3	(4)	0	(0)
Male	72	(59)	329	(86)	113	(100)	180	(100)	137	(100)	73	(96)	49	(100)
Total	122	(100)	383	(100)	113	(100)	180	(100)	137	(100)	76	(100)	49	(100)

(continued)

INSTITUTION RELEASED FROM

SEX	PLY		SEC		SHI		SHD		WAL		WRK		TOTAL	
	N	%	N	%	N	%	N	%	N	%	N	%	N	%
Female	0	(0)	0	(0)	0	(0)	0	(0)	0	(0)	0	(0)	0	(0)
Male	130	(100)	309	(100)	247	(100)	83	(100)	139	(100)	68	(100)	2862	(75)
Total	130	(100)	309	(100)	247	(100)	83	(100)	139	(100)	68	(100)	3835	(100)

INSTITUTION RELEASED FROM

RACE/ETHNICITY	BAY		BCC		BOS		CON		CRS		FRA		GAR	
	N	%	N	%	N	%	N	%	N	%	N	%	N	%
Caucasian	53	(65)	13	(54)	33	(48)	181	(59)	186	(50)	480	(60)	72	(51)
African American	21	(26)	8	(33)	25	(36)	92	(30)	123	(33)	203	(25)	34	(24)
Hispanic	7	(9)	2	(8)	11	(16)	35	(11)	62	(17)	113	(14)	35	(25)
Asiatic	0	(0)	0	(0)	0	(0)	0	(0)	1	(0)	2	(0)	0	(0)
Native American	0	(0)	1	(4)	0	(0)	1	(0)	0	(0)	4	(0)	1	(1)
Total	81	(100)	24	(100)	69	(100)	309	(100)	372	(100)	802	(100)	142	(100)

(continued)

INSTITUTION RELEASED FROM

RACE/ETHNICITY	LAN		LGW		NEC		NOR		OCC		PAR		PCC	
	N	%	N	%	N	%	N	%	N	%	N	%	N	%
Caucasian	76	(62)	364	(95)	63	(56)	83	(46)	75	(55)	51	(67)	38	(78)
African American	18	(15)	10	(3)	26	(23)	72	(40)	52	(38)	14	(18)	6	(12)
Hispanic	28	(23)	8	(2)	23	(20)	23	(13)	9	(7)	10	(13)	4	(8)
Asiatic	0	(0)	1	(0)	1	(1)	2	(1)	1	(1)	1	(1)	1	(2)
Native American	0	(0)	0	(0)	0	(0)	0	(0)	0	(0)	0	(0)	0	(0)
Total	122	(100)	383	(100)	113	(100)	180	(100)	137	(100)	76	(100)	49	(100)

(continued)

INSTITUTION RELEASED FROM

RACE/ETHNICITY	PLY		SEC		SHI		SMD		WAL		WRK		TOTAL	
	N	%	N	%	N	%	N	%	N	%	N	%	N	%
Caucasian	71	(55)	152	(49)	115	(47)	46	(55)	52	(37)	32	(47)	2236	(58)
African American	31	(24)	112	(36)	50	(20)	16	(19)	72	(52)	17	(25)	1002	(26)
Hispanic	27	(21)	42	(14)	80	(32)	20	(24)	15	(11)	19	(28)	573	(15)
Asiatic	1	(1)	3	(1)	2	(1)	1	(1)	0	(0)	0	(0)	17	(0)
Native American	0	(0)	0	(0)	0	(0)	0	(0)	0	(0)	0	(0)	7	(0)
Total	130	(100)	309	(100)	247	(100)	83	(100)	139	(100)	68	(100)	3835	(100)

INSTITUTION RELEASED FROM

MARITAL STATUS	BAY		BCC		BOS		CON		CRS		FRA		GAR	
	N	%	N	%	N	%	N	%	N	%	N	%	N	%
Married	12	(15)	6	(25)	18	(26)	55	(18)	69	(19)	106	(13)	20	(14)
Single	53	(65)	18	(75)	38	(55)	222	(72)	240	(65)	521	(65)	98	(69)
Divorced	12	(15)	0	(0)	9	(13)	25	(8)	36	(10)	99	(12)	13	(9)
Widowed	0	(0)	0	(0)	0	(0)	2	(1)	4	(1)	15	(2)	1	(1)
Common Law	0	(0)	0	(0)	0	(0)	1	(0)	0	(0)	0	(0)	3	(2)
Separated	4	(5)	0	(0)	4	(6)	4	(1)	23	(6)	61	(8)	7	(5)
Total	81	(100)	24	(100)	69	(100)	309	(100)	372	(100)	802	(100)	142	(100)

(continued)

INSTITUTION RELEASED FROM

MARITAL STATUS	LAN		LGW		NEC		NOR		OCC		PAR		PCC	
	N	%	N	%	N	%	N	%	N	%	N	%	N	%
Married	20	(16)	51	(13)	27	(24)	25	(14)	16	(12)	20	(26)	11	(22)
Single	69	(57)	225	(59)	68	(60)	137	(76)	108	(79)	42	(55)	29	(59)
Divorced	20	(16)	79	(21)	14	(12)	12	(7)	11	(8)	9	(12)	7	(14)
Widowed	4	(3)	1	(0)	0	(0)	0	(0)	0	(0)	2	(3)	0	(0)
Common Law	1	(1)	0	(0)	1	(1)	0	(0)	0	(0)	1	(1)	0	(0)
Separated	8	(7)	27	(7)	3	(3)	6	(3)	2	(1)	2	(3)	2	(4)
Total	122	(100)	383	(100)	113	(100)	180	(100)	137	(100)	76	(100)	49	(100)

(continued)

INSTITUTION RELEASED FROM

MARITAL STATUS	PLY		SEC		SHI		SMD		WAL		WRK		TOTAL	
	N	%	N	%	N	%	N	%	N	%	N	%	N	%
Married	20	(15)	50	(16)	44	(18)	17	(20)	13	(9)	14	(21)	614	(16)
Single	97	(75)	232	(75)	161	(65)	59	(71)	118	(85)	44	(65)	2579	(67)
Divorced	9	(7)	19	(6)	27	(11)	6	(7)	6	(4)	7	(10)	420	(11)
Widowed	0	(0)	2	(1)	1	(0)	0	(0)	0	(0)	0	(0)	32	(1)
Common Law	0	(0)	4	(1)	1	(0)	0	(0)	0	(0)	0	(0)	12	(0)
Separated	4	(3)	2	(1)	13	(5)	1	(1)	2	(1)	3	(4)	178	(5)
Total	130	(100)	309	(100)	247	(100)	83	(100)	139	(100)	68	(100)	3835	(100)

INSTITUTION RELEASED FROM

	BAY		BCC		BOS		CON		CRS		FRA		GAR	
	N	%	N	%	N	%	N	%	N	%	N	%	N	%
MILITARY DISCHARGE														
No Military Service	53	(65)	17	(71)	55	(80)	241	(78)	279	(75)	747	(93)	101	(71)
Honorable Discharge	8	(10)	3	(13)	5	(7)	15	(5)	36	(10)	1	(0)	8	(6)
Dishonorable Discharge	0	(0)	0	(0)	0	(0)	1	(0)	0	(0)	0	(0)	0	(0)
Bad Conduct Discharge	5	(6)	1	(4)	2	(3)	4	(1)	4	(1)	0	(0)	3	(2)
Medical Discharge	1	(1)	0	(0)	1	(1)	0	(0)	3	(1)	0	(0)	2	(1)
Discharge Unknown	2	(2)	0	(0)	2	(3)	3	(1)	2	(1)	2	(0)	3	(2)
Unknown	12	(15)	3	(13)	4	(6)	45	(15)	48	(13)	52	(6)	25	(18)
Total	81	(100)	24	(100)	69	(100)	309	(100)	372	(100)	802	(100)	142	(100)

(continued)

INSTITUTION RELEASED FROM

	LAN		LGW		NEC		NOR		OCC		PAR		PCC	
	N	%	N	%	N	%	N	%	N	%	N	%	N	%
MILITARY DISCHARGE														
No Military Service	91	(75)	280	(73)	75	(66)	141	(78)	112	(82)	51	(67)	32	(65)
Honorable Discharge	13	(11)	80	(21)	11	(10)	11	(6)	4	(3)	11	(14)	8	(16)
Dishonorable Discharge	1	(1)	6	(2)	0	(0)	0	(0)	0	(0)	0	(0)	0	(0)
Bad Conduct Discharge	0	(0)	4	(1)	0	(0)	5	(3)	1	(1)	2	(3)	1	(2)
Medical Discharge	2	(2)	1	(0)	0	(0)	0	(0)	0	(0)	2	(3)	0	(0)
Discharge Unknown	1	(1)	1	(0)	0	(0)	1	(1)	3	(2)	0	(0)	0	(0)
Unknown	14	(11)	11	(3)	27	(24)	22	(12)	17	(12)	10	(13)	8	(16)
Total	122	(100)	383	(100)	113	(100)	180	(100)	137	(100)	76	(100)	49	(100)

(continued)

INSTITUTION RELEASED FROM

	PLY		SEC		SHI		SMD		WAL		WRK		TOTAL	
	N	%	N	%	N	%	N	%	N	%	N	%	N	%
MILITARY DISCHARGE														
No Military Service	101	(78)	210	(68)	183	(74)	62	(75)	117	(84)	53	(78)	3001	(78)
Honorable Discharge	7	(5)	19	(6)	11	(4)	8	(10)	6	(4)	5	(7)	270	(7)
Dishonorable Discharge	0	(0)	0	(0)	1	(0)	1	(1)	0	(0)	1	(1)	11	(0)
Bad Conduct Discharge	4	(3)	3	(1)	8	(3)	1	(1)	2	(1)	1	(1)	51	(1)
Medical Discharge	0	(0)	2	(1)	1	(0)	0	(0)	0	(0)	0	(0)	15	(0)
Discharge Unknown	0	(0)	4	(1)	4	(2)	5	(6)	3	(2)	1	(1)	37	(1)
Unknown	18	(14)	71	(23)	39	(16)	6	(7)	11	(8)	7	(10)	450	(12)
Total	130	(100)	309	(100)	247	(100)	83	(100)	139	(100)	68	(100)	3835	(100)

INSTITUTION RELEASED FROM

PRIOR ADDRESS-SELECTED CITIES AND TOWNS	BAY		BCC		BOS		CON		CRS		FRA		GAR	
	N	%	N	%	N	%	N	%	N	%	N	%	N	%
Boston	22	(27)	13	(54)	34	(45)	97	(31)	123	(33)	133	(17)	15	(11)
Brockton	1	(1)	0	(0)	1	(1)	6	(2)	15	(4)	39	(5)	0	(0)
Cambridge	3	(4)	0	(0)	3	(4)	6	(2)	9	(2)	6	(1)	2	(1)
Fall River	2	(2)	2	(8)	0	(0)	3	(1)	2	(1)	28	(3)	1	(1)
Fitchburg	1	(1)	0	(0)	0	(0)	2	(1)	4	(1)	10	(1)	2	(1)
Framingham	2	(2)	0	(0)	2	(3)	4	(1)	3	(1)	25	(3)	2	(1)
Holyoke	1	(1)	0	(0)	0	(0)	3	(1)	9	(2)	9	(1)	10	(7)
Lawrence	0	(0)	0	(0)	0	(0)	6	(2)	4	(1)	25	(3)	2	(1)
Lowell	1	(1)	0	(0)	1	(1)	12	(4)	12	(3)	45	(6)	3	(2)
Lynn	2	(2)	0	(0)	3	(4)	7	(2)	6	(2)	23	(3)	3	(2)
New Bedford	4	(5)	0	(0)	1	(1)	5	(2)	11	(3)	39	(5)	2	(1)
Quincy	1	(1)	0	(0)	0	(0)	7	(2)	8	(2)	9	(1)	1	(1)
Springfield	5	(6)	1	(4)	4	(6)	21	(7)	26	(7)	51	(6)	29	(20)
Worcester	9	(11)	0	(0)	0	(0)	26	(8)	14	(4)	107	(13)	16	(11)
Other MA	20	(25)	8	(33)	20	(29)	87	(28)	107	(29)	233	(29)	49	(35)
Out of State	7	(9)	0	(0)	0	(0)	17	(6)	19	(5)	20	(2)	5	(4)
Total	81	(100)	24	(100)	69	(100)	309	(100)	372	(100)	802	(100)	142	(100)

(continued)

INSTITUTION RELEASED FROM

PRIOR ADDRESS-SELECTED CITIES AND TOWNS	LAN		LGW		NEC		NOR		OCC		PAR		PCC	
	N	%	N	%	N	%	N	%	N	%	N	%	N	%
Boston	9	(7)	32	(8)	18	(16)	73	(41)	55	(40)	17	(22)	4	(8)
Brockton	1	(1)	4	(1)	1	(1)	2	(1)	4	(3)	3	(4)	0	(0)
Cambridge	0	(0)	2	(1)	4	(4)	3	(2)	2	(1)	2	(3)	0	(0)
Fall River	2	(2)	0	(0)	2	(2)	4	(2)	10	(7)	1	(1)	2	(4)
Fitchburg	9	(7)	4	(1)	3	(3)	0	(0)	0	(0)	1	(1)	0	(0)
Framingham	1	(1)	13	(3)	1	(1)	0	(0)	2	(1)	1	(1)	1	(2)
Holyoke	6	(5)	0	(0)	2	(2)	4	(2)	2	(1)	0	(0)	0	(0)
Lawrence	5	(4)	4	(1)	6	(5)	2	(1)	2	(1)	1	(1)	0	(0)
Lowell	4	(3)	12	(3)	3	(3)	6	(3)	2	(1)	0	(0)	0	(0)
Lynn	2	(2)	9	(2)	2	(2)	8	(4)	5	(4)	1	(1)	1	(2)
New Bedford	0	(0)	1	(0)	0	(0)	4	(2)	4	(3)	0	(0)	5	(10)
Quincy	0	(0)	7	(2)	1	(1)	2	(1)	1	(1)	2	(3)	0	(0)
Springfield	13	(11)	0	(0)	14	(12)	8	(4)	8	(6)	5	(7)	5	(10)
Worcester	25	(20)	7	(2)	14	(12)	8	(4)	4	(3)	4	(5)	4	(8)
Other MA	42	(34)	267	(70)	29	(26)	50	(28)	30	(22)	33	(43)	24	(49)
Out of State	3	(2)	21	(5)	13	(12)	6	(3)	6	(4)	5	(7)	3	(6)
Total	122	(100)	383	(100)	113	(100)	180	(100)	137	(100)	76	(100)	49	(100)

(continued)

INSTITUTION RELEASED FROM

PRIOR ADDRESS-SELECTED CITIES AND TOWNS	PLY		SEC		SHI		SMD		WAL		WRK		TOTAL	
	N	%	N	%	N	%	N	%	N	%	N	%	N	%
Boston	36	(28)	117	(38)	34	(14)	11	(13)	59	(42)	1	(1)	903	(24)
Brockton	6	(5)	10	(3)	2	(1)	0	(0)	2	(1)	0	(0)	97	(3)
Cambridge	0	(0)	6	(2)	2	(1)	1	(1)	1	(1)	0	(0)	52	(1)
Fall River	7	(5)	13	(4)	1	(0)	2	(2)	3	(2)	0	(0)	85	(2)
Fitchburg	1	(1)	1	(0)	7	(3)	1	(1)	0	(0)	1	(1)	47	(1)
Framingham	0	(0)	5	(2)	1	(0)	4	(5)	2	(1)	0	(0)	69	(2)
Holyoke	1	(1)	3	(1)	10	(4)	5	(6)	2	(1)	6	(9)	73	(2)
Lawrence	0	(0)	5	(2)	10	(4)	2	(2)	2	(1)	0	(0)	76	(2)
Lowell	4	(3)	4	(1)	15	(6)	4	(5)	4	(3)	2	(3)	134	(3)
Lynn	1	(1)	4	(1)	5	(2)	2	(2)	5	(4)	0	(0)	89	(2)
New Bedford	6	(5)	14	(5)	0	(0)	4	(5)	5	(4)	1	(1)	106	(3)
Quincy	3	(2)	5	(2)	0	(0)	0	(0)	0	(0)	0	(0)	47	(1)
Springfield	4	(3)	12	(4)	33	(13)	9	(11)	9	(6)	28	(41)	285	(7)
Worcester	5	(4)	19	(6)	33	(13)	10	(12)	8	(6)	3	(4)	316	(8)
Other MA	48	(37)	72	(23)	77	(31)	21	(25)	33	(24)	21	(31)	1271	(33)
Out of State	8	(6)	19	(6)	17	(7)	7	(8)	4	(3)	5	(7)	185	(5)
Total	130	(100)	309	(100)	247	(100)	83	(100)	139	(100)	68	(100)	3835	(100)

INSTITUTION RELEASED FROM

PRIOR ADDRESS-COUNTY	BAY		BCC		BOS		CON		CRS		FRA		GAR	
	N	%	N	%	N	%	N	%	N	%	N	%	N	%
Worcester	16	(20)	1	(4)	2	(3)	43	(14)	29	(8)	151	(19)	32	(23)
Franklin	0	(0)	0	(0)	1	(1)	1	(0)	1	(0)	3	(0)	2	(1)
Middlesex	8	(10)	2	(8)	14	(20)	51	(17)	53	(14)	127	(16)	14	(10)
Suffolk	24	(30)	14	(58)	34	(49)	100	(32)	138	(37)	144	(18)	16	(11)
Norfolk	1	(1)	0	(0)	2	(3)	12	(4)	23	(6)	28	(3)	3	(2)
Bristol	7	(9)	4	(17)	2	(3)	13	(4)	20	(5)	85	(11)	5	(4)
Plymouth	2	(2)	0	(0)	3	(4)	9	(3)	17	(5)	53	(7)	1	(1)
Essex	7	(4)	1	(4)	5	(7)	25	(8)	23	(6)	99	(12)	12	(8)
Hampshire	1	(1)	0	(0)	0	(0)	5	(2)	1	(0)	7	(1)	2	(1)
Hampden	9	(11)	2	(8)	5	(7)	26	(8)	38	(10)	68	(8)	46	(32)
Berkshire	2	(2)	0	(0)	0	(0)	4	(1)	3	(1)	2	(0)	3	(2)
Dukes	1	(1)	0	(0)	0	(0)	0	(0)	0	(0)	1	(0)	0	(0)
Barnstable	0	(0)	0	(0)	1	(1)	3	(1)	7	(2)	9	(1)	1	(1)
Out of State	7	(9)	0	(0)	0	(0)	17	(6)	19	(5)	20	(2)	5	(4)
Total	81	(100)	24	(100)	69	(100)	309	(100)	372	(100)	802	(100)	142	(100)

(continued)

INSTITUTION RELEASED FROM

PRIOR ADDRESS-COUNTY	LAN		LGW		NEC		NOR		OCC		PAR		PCC	
	N	%	N	%	N	%	N	%	N	%	N	%	N	%
Worcester	46	(38)	40	(10)	24	(21)	10	(6)	9	(7)	8	(11)	8	(16)
Franklin	1	(1)	0	(0)	0	(0)	1	(1)	1	(1)	0	(0)	0	(0)
Middlesex	16	(13)	160	(42)	21	(19)	29	(16)	11	(8)	13	(17)	4	(8)
Suffolk	10	(8)	38	(10)	19	(17)	79	(44)	56	(41)	22	(29)	5	(10)
Norfolk	1	(1)	17	(4)	2	(2)	4	(2)	6	(4)	7	(9)	3	(6)
Bristol	2	(2)	4	(1)	2	(2)	11	(6)	16	(12)	2	(3)	8	(16)
Plymouth	2	(2)	18	(5)	1	(1)	4	(2)	6	(4)	4	(5)	1	(2)
Essex	9	(7)	69	(18)	9	(8)	14	(8)	10	(7)	2	(3)	6	(12)
Hampshire	2	(2)	0	(0)	1	(1)	1	(1)	0	(0)	1	(1)	2	(4)
Hampden	26	(21)	0	(0)	19	(17)	13	(7)	10	(7)	8	(11)	5	(10)
Berkshire	4	(3)	1	(0)	1	(1)	1	(1)	1	(1)	0	(0)	3	(6)
Dukes	0	(0)	0	(0)	0	(0)	1	(1)	1	(1)	0	(0)	0	(0)
Barnstable	0	(0)	15	(4)	1	(1)	6	(3)	4	(3)	4	(5)	1	(2)
Out of State	3	(2)	21	(5)	13	(12)	6	(3)	6	(4)	5	(7)	3	(6)
Total	122	(100)	383	(100)	113	(100)	180	(100)	137	(100)	76	(100)	49	(100)

(continued)

INSTITUTION RELEASED FROM

PRIOR ADDRESS-COUNTY	PLY		SEC		SHI		SMD		WAL		WRK		TOTAL	
	N	%	N	%	N	%	N	%	N	%	N	%	N	%
Worcester	12	(9)	25	(8)	60	(24)	12	(14)	12	(9)	12	(18)	552	(14)
Franklin	0	(0)	1	(0)	0	(0)	0	(0)	0	(0)	2	(3)	14	(0)
Middlesex	12	(9)	33	(11)	33	(13)	16	(19)	14	(10)	5	(7)	636	(17)
Suffolk	37	(28)	120	(39)	38	(15)	12	(14)	61	(44)	1	(1)	968	(25)
Norfolk	8	(6)	14	(5)	3	(1)	3	(4)	1	(1)	0	(0)	138	(4)
Bristol	18	(14)	31	(10)	1	(0)	8	(10)	12	(9)	1	(1)	252	(7)
Plymouth	13	(10)	24	(8)	3	(1)	0	(0)	6	(4)	0	(0)	172	(4)
Essex	6	(5)	14	(5)	27	(11)	6	(7)	11	(8)	0	(0)	351	(9)
Hampshire	1	(1)	1	(0)	2	(1)	2	(2)	0	(0)	0	(0)	29	(1)
Hampden	6	(5)	17	(6)	55	(22)	15	(18)	14	(10)	39	(57)	421	(11)
Berkshire	0	(0)	1	(0)	5	(2)	1	(1)	3	(2)	3	(4)	38	(1)
Dukes	0	(0)	0	(0)	0	(0)	0	(0)	0	(0)	0	(0)	4	(0)
Barnstable	9	(7)	9	(3)	3	(1)	1	(1)	1	(1)	0	(0)	75	(2)
Out of State	8	(6)	19	(6)	17	(7)	7	(8)	4	(3)	5	(7)	185	(5)
Total	130	(100)	309	(100)	247	(100)	83	(100)	139	(100)	68	(100)	3835	(100)

INSTITUTION RELEASED FROM

PRIOR ADDRESS-MSA	BAY		BCC		BOS		CON		CRS		FRA		GAR	
	N	%	N	%	N	%	N	%	N	%	N	%	N	%
Boston	35	(43)	17	(71)	55	(80)	151	(49)	208	(56)	273	(34)	32	(23)
Brockton	1	(1)	1	(4)	2	(3)	9	(3)	20	(5)	45	(6)	0	(0)
Fall River	2	(2)	2	(8)	0	(0)	4	(1)	3	(1)	29	(4)	1	(1)
Fitchburg-Leominster	1	(1)	1	(4)	1	(1)	7	(2)	6	(2)	18	(2)	4	(3)
Lawrence-Haverhill	0	(0)	0	(0)	0	(0)	13	(4)	9	(2)	47	(6)	6	(4)
Lowell	1	(1)	0	(0)	1	(1)	16	(5)	13	(3)	54	(7)	4	(3)
New Bedford	4	(5)	0	(0)	1	(1)	5	(2)	11	(3)	42	(5)	2	(1)
Pittsfield	1	(1)	0	(0)	0	(0)	2	(1)	3	(1)	0	(0)	3	(2)
Providence-Pawtucket- Warwick	2	(2)	0	(0)	0	(0)	1	(0)	3	(1)	9	(1)	1	(1)
Springfield	9	(11)	2	(8)	5	(7)	29	(9)	39	(10)	72	(9)	47	(33)
Worcester	11	(14)	0	(0)	1	(1)	29	(9)	18	(5)	118	(15)	21	(15)
Other MA.	7	(9)	1	(4)	3	(4)	26	(8)	20	(5)	75	(9)	16	(11)
Out of State	7	(9)	0	(0)	0	(0)	17	(6)	19	(5)	20	(2)	5	(4)
Total	81	(100)	24	(100)	69	(100)	309	(100)	372	(100)	802	(100)	142	(100)

(continued)

INSTITUTION RELEASED FROM

PRIOR ADDRESS-MSA	LAN		LGW		NEC		NOR		OCC		PAR		PCC	
	N	%	N	%	N	%	N	%	N	%	N	%	N	%
Boston	22	(18)	209	(55)	36	(32)	109	(61)	76	(55)	39	(51)	14	(29)
Brockton	1	(1)	7	(2)	1	(1)	4	(2)	5	(4)	4	(5)	1	(2)
Fall River	2	(2)	0	(0)	2	(2)	5	(3)	10	(7)	1	(1)	2	(4)
Fitchburg-Leominster	12	(10)	7	(2)	5	(4)	0	(0)	0	(0)	1	(1)	0	(0)
Lawrence-Haverhill	5	(4)	15	(4)	6	(5)	5	(3)	4	(3)	1	(1)	0	(0)
Lowell	5	(4)	30	(8)	7	(6)	10	(6)	2	(1)	1	(1)	1	(2)
New Bedford	0	(0)	1	(0)	0	(0)	4	(2)	4	(3)	0	(0)	5	(10)
Pittsfield	0	(0)	0	(0)	1	(1)	1	(1)	1	(1)	0	(0)	3	(6)
Providence-Pawtucket- Warwick	0	(0)	3	(1)	1	(1)	1	(1)	0	(0)	0	(0)	1	(2)
Springfield	28	(23)	0	(0)	19	(17)	14	(8)	10	(7)	8	(11)	7	(14)
Worcester	29	(24)	19	(5)	14	(12)	8	(4)	6	(4)	4	(5)	6	(12)
Other MA	15	(12)	71	(19)	8	(7)	13	(7)	13	(9)	12	(16)	6	(12)
Out of State	3	(2)	21	(5)	13	(12)	6	(3)	6	(4)	5	(7)	3	(6)
Total	122	(100)	383	(100)	113	(100)	180	(100)	137	(100)	76	(100)	49	(100)

(continued)

INSTITUTION RELEASED FROM

PRIOR ADDRESS-MSA	PLY		SEC		SHI		SMD		WAL		WRK		TOTAL	
	N	%	N	%	N	%	N	%	N	%	N	%	N	%
Boston	53	(41)	166	(54)	65	(26)	26	(31)	77	(55)	3	(4)	1666	(43)
Brockton	9	(7)	14	(5)	2	(1)	1	(1)	3	(2)	0	(0)	130	(3)
Fall River	8	(6)	14	(5)	1	(0)	3	(4)	4	(3)	0	(0)	93	(2)
Fitchburg-Leominster	2	(2)	1	(0)	11	(4)	1	(1)	0	(0)	1	(1)	79	(2)
Lawrence-Haverhill	2	(2)	6	(2)	17	(7)	3	(4)	4	(3)	0	(0)	143	(4)
Lowell	4	(3)	5	(2)	17	(7)	4	(5)	4	(3)	3	(4)	182	(5)
New Bedford	7	(5)	15	(5)	0	(0)	4	(5)	7	(5)	1	(1)	113	(3)
Pittsfield	0	(0)	1	(0)	5	(2)	0	(0)	2	(1)	2	(3)	25	(1)
Providence-Pawtucket- Warwick	1	(1)	1	(0)	1	(0)	1	(1)	0	(0)	0	(0)	26	(1)
Springfield	8	(6)	18	(6)	55	(22)	16	(19)	13	(9)	40	(59)	439	(11)
Worcester	7	(5)	22	(7)	40	(16)	11	(13)	9	(6)	5	(7)	378	(10)
Other MA	21	(16)	27	(9)	16	(6)	6	(7)	12	(9)	8	(12)	376	(10)
Out of State	8	(6)	19	(6)	17	(7)	7	(8)	4	(3)	5	(7)	185	(5)
Total	130	(100)	309	(100)	247	(100)	83	(100)	139	(100)	68	(100)	3835	(100)

INSTITUTION RELEASED FROM

OCCUPATION	BAY		BCC		BOS		CON		CRS		FRA		GAR	
	N	%	N	%	N	%	N	%	N	%	N	%	N	%
Professional	0	(0)	0	(0)	0	(0)	0	(0)	4	(1)	3	(0)	1	(1)
Semi-Professional	0	(0)	0	(0)	2	(3)	1	(0)	10	(3)	4	(0)	2	(1)
Business	5	(6)	0	(0)	4	(6)	4	(1)	10	(3)	3	(0)	1	(1)
Sales, Clerical	1	(1)	2	(8)	3	(4)	13	(4)	27	(7)	33	(4)	2	(1)
Manual	31	(38)	14	(58)	23	(33)	139	(45)	124	(33)	46	(6)	59	(42)
Services	18	(22)	2	(8)	17	(25)	58	(19)	63	(17)	76	(9)	28	(20)
Agriculture	2	(2)	0	(0)	1	(1)	0	(0)	2	(1)	0	(0)	0	(0)
Armed Services	0	(0)	0	(0)	0	(0)	0	(0)	0	(0)	0	(0)	0	(0)
Housekeeper	0	(0)	0	(0)	0	(0)	0	(0)	1	(0)	11	(1)	0	(0)
Student	3	(4)	0	(0)	1	(1)	3	(1)	2	(1)	6	(1)	1	(1)
Unemployed	1	(1)	0	(0)	2	(3)	2	(1)	24	(6)	250	(31)	2	(1)
Unknown	20	(25)	6	(25)	16	(23)	89	(29)	105	(28)	370	(46)	46	(32)
Total	81	(100)	24	(100)	69	(100)	309	(100)	372	(100)	802	(100)	142	(100)

(continued)

INSTITUTION RELEASED FROM

OCCUPATION	LAN		LGW		NEC		NOR		OCC		PAR		PCC	
	N	%	N	%	N	%	N	%	N	%	N	%	N	%
Professional	0	(0)	5	(1)	1	(1)	1	(1)	0	(0)	2	(3)	2	(4)
Semi-Professional	3	(2)	8	(2)	0	(0)	1	(1)	1	(1)	2	(3)	1	(2)
Business	5	(4)	33	(9)	2	(2)	2	(1)	3	(2)	6	(8)	0	(0)
Sales, Clerical	3	(2)	13	(3)	3	(3)	6	(3)	8	(6)	5	(7)	3	(6)
Manual	37	(30)	253	(66)	41	(36)	78	(43)	51	(37)	23	(30)	23	(47)
Services	15	(12)	48	(13)	16	(14)	41	(23)	35	(26)	20	(26)	12	(24)
Agriculture	0	(0)	0	(0)	1	(1)	0	(0)	1	(1)	0	(0)	0	(0)
Armed Services	0	(0)	1	(0)	0	(0)	0	(0)	0	(0)	0	(0)	0	(0)
Housekeeper	1	(1)	2	(1)	0	(0)	0	(0)	0	(0)	0	(0)	0	(0)
Student	0	(0)	0	(0)	0	(0)	0	(0)	3	(2)	0	(0)	0	(0)
Unemployed	15	(12)	9	(2)	2	(2)	3	(2)	2	(1)	4	(5)	1	(2)
Unknown	43	(35)	11	(3)	47	(42)	48	(27)	33	(24)	14	(18)	7	(14)
Total	122	(100)	383	(100)	113	(100)	180	(100)	137	(100)	76	(100)	49	(100)

(continued)

INSTITUTION RELEASED FROM

OCCUPATION	PLY		SEC		SHI		SMD		WAL		WRK		TOTAL	
	N	%	N	%	N	%	N	%	N	%	N	%	N	%
Professional	2	(2)	1	(0)	0	(0)	0	(0)	0	(0)	0	(0)	22	(1)
Semi-Professional	3	(2)	2	(1)	1	(0)	1	(1)	2	(1)	0	(0)	44	(1)
Business	5	(4)	8	(3)	3	(1)	2	(2)	0	(0)	2	(3)	98	(3)
Sales, Clerical	0	(0)	12	(4)	10	(4)	2	(2)	10	(7)	2	(3)	158	(4)
Manual	51	(39)	100	(32)	100	(40)	41	(49)	51	(37)	32	(47)	1317	(34)
Services	27	(21)	49	(16)	47	(19)	22	(27)	34	(24)	9	(13)	637	(17)
Agriculture	2	(2)	3	(1)	1	(0)	0	(0)	0	(0)	0	(0)	13	(0)
Armed Services	0	(0)	0	(0)	0	(0)	0	(0)	0	(0)	1	(1)	2	(0)
Housekeeper	0	(0)	0	(0)	0	(0)	0	(0)	0	(0)	0	(0)	15	(0)
Student	1	(1)	4	(1)	1	(0)	0	(0)	1	(1)	1	(1)	27	(1)
Unemployed	0	(0)	4	(1)	2	(1)	0	(0)	3	(2)	0	(0)	326	(9)
Unknown	39	(30)	126	(41)	82	(33)	15	(18)	38	(27)	21	(31)	1176	(31)
Total	130	(100)	309	(100)	247	(100)	83	(100)	139	(100)	68	(100)	3835	(100)

INSTITUTION RELEASED FROM

LAST GRADE COMPLETED	BAY		BCC		BOS		CON		CRS		FRA		GAR	
	N	%	N	%	N	%	N	%	N	%	N	%	N	%
3rd or Less	0	(0)	1	(4)	0	(0)	2	(1)	0	(0)	2	(0)	1	(1)
4th	0	(0)	0	(0)	0	(0)	2	(1)	5	(1)	2	(0)	0	(0)
5th	1	(1)	0	(0)	0	(0)	1	(0)	1	(0)	10	(1)	0	(0)
6th	1	(1)	1	(4)	0	(0)	4	(1)	3	(1)	4	(0)	2	(1)
7th	2	(2)	0	(0)	2	(3)	7	(2)	10	(3)	19	(2)	6	(4)
8th	7	(9)	4	(17)	1	(1)	24	(8)	14	(4)	42	(5)	6	(4)
9th	5	(6)	3	(13)	17	(25)	35	(11)	32	(9)	76	(9)	17	(12)
10th	11	(14)	2	(8)	4	(6)	34	(11)	36	(10)	95	(12)	12	(8)
11th	9	(11)	2	(8)	10	(14)	26	(8)	38	(10)	104	(13)	14	(10)
High School Graduate	12	(15)	6	(25)	14	(20)	54	(17)	70	(19)	258	(32)	17	(12)
GED	15	(19)	3	(13)	12	(17)	50	(16)	72	(19)	81	(10)	28	(20)
Some College	2	(2)	0	(0)	2	(3)	4	(1)	23	(6)	41	(5)	3	(2)
College Graduate	0	(0)	0	(0)	0	(0)	2	(1)	13	(3)	10	(1)	2	(1)
Unknown	16	(20)	2	(8)	7	(10)	64	(21)	55	(15)	58	(7)	34	(24)
Total	81	(100)	24	(100)	69	(100)	309	(100)	372	(100)	802	(100)	142	(100)

(continued)

INSTITUTION RELEASED FROM

LAST GRADE COMPLETED	LAN		LGW		NEC		NOR		OCC		PAR		PCC	
	N	%	N	%	N	%	N	%	N	%	N	%	N	%
3rd or Less	2	(2)	0	(0)	2	(2)	4	(2)	1	(1)	0	(0)	0	(0)
4th	0	(0)	0	(0)	0	(0)	0	(0)	1	(1)	0	(0)	0	(0)
5th	2	(2)	1	(0)	1	(1)	1	(1)	2	(1)	0	(0)	0	(0)
6th	2	(2)	0	(0)	1	(1)	2	(1)	2	(1)	0	(0)	1	(2)
7th	5	(4)	4	(1)	3	(3)	3	(2)	4	(3)	1	(1)	0	(0)
8th	4	(3)	5	(1)	5	(4)	12	(7)	4	(3)	4	(5)	3	(6)
9th	16	(13)	10	(3)	13	(12)	16	(9)	8	(6)	2	(3)	3	(6)
10th	10	(8)	25	(7)	13	(12)	29	(16)	22	(16)	9	(12)	6	(12)
11th	12	(10)	39	(10)	8	(7)	18	(10)	13	(9)	7	(9)	10	(20)
High School Graduate	31	(25)	161	(42)	19	(17)	24	(13)	24	(18)	18	(24)	11	(22)
GED	16	(13)	72	(19)	11	(10)	38	(21)	29	(21)	16	(21)	6	(12)
Some College	3	(2)	37	(10)	1	(1)	4	(2)	2	(1)	6	(8)	3	(6)
College Graduate	1	(1)	28	(7)	1	(1)	1	(1)	2	(1)	3	(4)	1	(2)
Unknown	18	(15)	1	(0)	35	(31)	28	(16)	23	(17)	10	(13)	5	(10)
Total	122	(100)	383	(100)	113	(100)	180	(100)	137	(100)	76	(100)	49	(100)

(continued)

INSTITUTION RELEASED FROM

LAST GRADE COMPLETED	PLY		SEC		SHI		SMD		WAL		WRK		TOTAL	
	N	%	N	%	N	%	N	%	N	%	N	%	N	%
3rd or Less	0	(0)	1	(0)	4	(2)	0	(0)	3	(2)	1	(1)	24	(1)
4th	0	(0)	0	(0)	1	(0)	0	(0)	1	(1)	1	(1)	13	(0)
5th	0	(0)	3	(1)	5	(2)	0	(0)	1	(1)	0	(0)	29	(1)
6th	3	(2)	3	(1)	4	(2)	1	(1)	3	(2)	1	(1)	38	(1)
7th	2	(2)	6	(2)	7	(3)	3	(4)	2	(1)	1	(1)	87	(2)
8th	6	(5)	15	(5)	11	(4)	4	(5)	5	(4)	4	(6)	180	(5)
9th	12	(9)	29	(9)	28	(11)	11	(13)	20	(14)	6	(9)	359	(9)
10th	25	(19)	30	(10)	36	(15)	8	(10)	28	(20)	6	(9)	441	(11)
11th	13	(10)	29	(9)	24	(10)	8	(10)	10	(7)	1	(1)	395	(10)
High School Graduate	18	(14)	38	(12)	34	(14)	19	(23)	22	(16)	13	(19)	863	(23)
GED	20	(15)	34	(11)	25	(10)	19	(23)	24	(17)	19	(28)	590	(15)
Some College	1	(1)	8	(3)	11	(4)	0	(0)	4	(3)	1	(1)	156	(4)
College Graduate	2	(2)	1	(0)	2	(1)	0	(0)	2	(1)	0	(0)	71	(2)
Unknown	28	(22)	112	(36)	55	(22)	10	(12)	14	(10)	14	(21)	589	(15)
Total	130	(100)	309	(100)	247	(100)	83	(100)	139	(100)	68	(100)	3835	(100)

INSTITUTION RELEASED FROM

KNOWN DRUG USE	BAY		BCC		BOS		CON		CRS		FRA		GAR	
	N	%	N	%	N	%	N	%	N	%	N	%	N	%
No Mention of Drugs Drug Type Not Specified	38	(47)	11	(46)	43	(62)	148	(48)	163	(44)	325	(41)	56	(39)
Heroin	4	(5)	2	(8)	1	(1)	13	(4)	28	(8)	155	(19)	8	(6)
Marijuana	9	(11)	0	(0)	5	(7)	22	(7)	30	(8)	13	(2)	20	(14)
"Other" Specified	2	(2)	3	(13)	6	(9)	19	(6)	9	(2)	0	(0)	12	(8)
Unknown	7	(9)	1	(4)	7	(10)	22	(7)	31	(8)	5	(1)	7	(5)
Total	21	(26)	7	(29)	7	(10)	85	(28)	111	(30)	304	(38)	39	(27)
	81	(100)	24	(100)	69	(100)	309	(100)	372	(100)	802	(100)	142	(100)

(continued)

INSTITUTION RELEASED FROM

	LAN		LGW		NEC		NOR		OCC		PAR		PCC	
	N	%	N	%	N	%	N	%	N	%	N	%	N	%
KNOWN DRUG USE														
No Mention of Drugs	48	(39)	137	(36)	49	(43)	92	(51)	77	(56)	40	(53)	28	(57)
Drug Type Not Specified	13	(11)	5	(1)	7	(6)	6	(3)	7	(5)	5	(7)	3	(6)
Heroin	7	(6)	0	(0)	9	(8)	16	(9)	9	(7)	9	(12)	3	(6)
Marijuana	3	(2)	0	(0)	1	(1)	7	(4)	6	(4)	4	(5)	2	(4)
"Other" Specified	8	(7)	0	(0)	4	(4)	22	(12)	9	(7)	3	(4)	4	(8)
Unknown	43	(35)	241	(63)	43	(38)	37	(21)	29	(21)	15	(20)	9	(18)
Total	122	(100)	383	(100)	113	(100)	180	(100)	137	(100)	76	(100)	49	(100)

(continued)

INSTITUTION RELEASED FROM

KNOWN DRUG USE	PLY		SEC		SHI		SMD		WAL		WRK		TOTAL	
	N	%	N	%	N	%	N	%	N	%	N	%	N	%
No Mention of Drugs Drug Type Not Specified	50	(38)	116	(38)	116	(47)	32	(39)	87	(63)	24	(35)	1680	(44)
Heroin	8	(6)	13	(4)	13	(5)	7	(8)	6	(4)	4	(6)	308	(8)
Marijuana	11	(8)	21	(7)	17	(7)	10	(12)	11	(8)	6	(9)	228	(6)
"Other" Specified	3	(2)	13	(4)	8	(3)	3	(4)	4	(3)	1	(1)	106	(3)
Unknown	17	(13)	12	(4)	13	(5)	11	(13)	9	(6)	7	(10)	199	(5)
	41	(32)	134	(43)	80	(32)	20	(24)	22	(16)	26	(38)	1314	(34)
Total	130	(100)	309	(100)	247	(100)	83	(100)	139	(100)	68	(100)	3835	(100)

Criminal History

INSTITUTION RELEASED FROM

TOTAL NUMBER OF COURT APPEARANCES	BAY		BCC		BOS		CON		CRS		FRA		GAR	
	N	%	N	%	N	%	N	%	N	%	N	%	N	%
First Offense	5	(6)	0	(0)	5	(7)	11	(4)	19	(5)	24	(3)	6	(4)
Two	9	(11)	0	(0)	3	(4)	12	(4)	18	(5)	31	(4)	9	(6)
Three	3	(4)	1	(4)	5	(7)	18	(6)	17	(5)	25	(3)	4	(3)
Four	3	(4)	1	(4)	3	(4)	14	(5)	18	(5)	32	(4)	4	(3)
Five	1	(1)	0	(0)	4	(6)	16	(5)	15	(4)	27	(3)	7	(5)
Six to Eight	7	(9)	4	(17)	8	(12)	48	(16)	56	(15)	76	(9)	21	(15)
Nine to Eleven	10	(12)	4	(17)	9	(13)	39	(13)	40	(11)	72	(9)	18	(13)
Twelve to Fifteen	9	(11)	1	(4)	11	(16)	34	(11)	34	(9)	65	(8)	16	(11)
Sixteen to Twenty	16	(20)	2	(8)	3	(4)	32	(10)	34	(9)	61	(8)	16	(11)
Twenty-one or More	11	(14)	6	(25)	13	(19)	44	(14)	61	(16)	99	(12)	18	(13)
Unknown	7	(9)	5	(21)	5	(7)	41	(13)	60	(16)	290	(36)	23	(16)
Total	81	(100)	24	(100)	69	(100)	309	(100)	372	(100)	802	(100)	142	(100)

(continued)

INSTITUTION RELEASED FROM

TOTAL NUMBER OF COURT APPEARANCES	LAN		LGW		NEC		NOR		OCC		PAR		PCC	
	N	%	N	%	N	%	N	%	N	%	N	%	N	%
First Offense	6	(5)	3	(1)	10	(9)	7	(4)	3	(2)	0	(0)	4	(8)
Two	12	(10)	8	(2)	6	(5)	9	(5)	4	(3)	4	(5)	7	(14)
Three	11	(9)	20	(5)	8	(7)	7	(4)	1	(1)	7	(9)	3	(6)
Four	4	(3)	35	(9)	4	(4)	3	(2)	3	(2)	7	(9)	5	(10)
Five	6	(5)	31	(8)	10	(9)	6	(3)	7	(5)	8	(11)	0	(0)
Six to Eight	11	(9)	109	(28)	18	(16)	23	(13)	15	(11)	12	(16)	7	(14)
Nine to Eleven	16	(13)	60	(16)	4	(4)	21	(12)	18	(13)	9	(12)	4	(8)
Twelve to Fifteen	9	(7)	44	(11)	7	(6)	25	(14)	20	(15)	7	(9)	2	(4)
Sixteen to Twenty	5	(4)	33	(9)	5	(4)	18	(10)	21	(15)	10	(13)	4	(8)
Twenty-one or More	13	(11)	27	(7)	14	(12)	33	(18)	21	(15)	6	(8)	6	(12)
Unknown	29	(24)	13	(3)	27	(24)	28	(16)	24	(18)	6	(8)	7	(14)
Total	122	(100)	383	(100)	113	(100)	180	(100)	137	(100)	76	(100)	49	(100)

(continued)

INSTITUTION RELEASED FROM

TOTAL NUMBER OF COURT APPEARANCES	PLY		SEC		SHI		SMD		WAL		WRK		TOTAL	
	N	%	N	%	N	%	N	%	N	%	N	%	N	%
First Offense	7	(5)	17	(6)	21	(9)	6	(7)	3	(2)	2	(3)	159	(4)
Two	9	(7)	22	(7)	20	(8)	7	(8)	4	(3)	8	(12)	202	(5)
Three	4	(3)	17	(6)	17	(7)	3	(4)	6	(4)	1	(1)	178	(5)
Four	4	(3)	17	(6)	17	(7)	4	(5)	7	(5)	4	(6)	189	(5)
Five	5	(4)	15	(5)	18	(7)	7	(8)	4	(3)	3	(4)	190	(5)
Six to Eight	20	(15)	46	(15)	30	(12)	12	(14)	23	(17)	10	(15)	556	(14)
Nine to Eleven	15	(12)	34	(11)	20	(8)	8	(10)	20	(14)	8	(12)	429	(11)
Twelve to Fifteen	16	(12)	41	(13)	26	(11)	12	(14)	11	(8)	9	(13)	399	(10)
Sixteen to Twenty	12	(9)	25	(8)	24	(10)	6	(7)	20	(14)	4	(6)	351	(9)
Twenty-one or More	16	(12)	29	(9)	25	(10)	8	(10)	29	(21)	8	(12)	487	(13)
Unknown	22	(17)	46	(15)	29	(12)	10	(12)	12	(9)	11	(16)	695	(18)
Total	130	(100)	309	(100)	247	(100)	83	(100)	139	(100)	68	(100)	3835	(100)

INSTITUTION RELEASED FROM

NUMBER OF CHARGES FOR PERSON OFFENSES	BAY		BCC		BOS		CON		CRS		FRA		GAR	
	N	%	N	%	N	%	N	%	N	%	N	%	N	%
None	12	(15)	1	(4)	3	(4)	35	(11)	63	(17)	251	(31)	22	(15)
One	17	(21)	1	(4)	10	(14)	35	(11)	39	(10)	73	(9)	11	(8)
Two	11	(14)	1	(4)	11	(16)	41	(13)	34	(9)	53	(7)	10	(7)
Three	8	(10)	5	(21)	8	(12)	31	(10)	26	(7)	35	(4)	16	(11)
Four	4	(5)	1	(4)	4	(6)	25	(8)	29	(8)	26	(3)	16	(11)
Five	4	(5)	1	(4)	4	(6)	21	(7)	23	(6)	16	(2)	8	(6)
Six to Eight	6	(7)	2	(8)	9	(13)	38	(12)	51	(14)	25	(3)	16	(11)
Nine or More	12	(15)	7	(29)	15	(22)	42	(14)	47	(13)	33	(4)	20	(14)
Unknown	7	(9)	5	(21)	5	(7)	41	(13)	60	(16)	290	(36)	23	(16)
Total	81	(100)	24	(100)	69	(100)	309	(100)	372	(100)	802	(100)	142	(100)

(continued)

INSTITUTION RELEASED FROM

NUMBER OF CHARGES FOR PERSON OFFENSES	LAN		LGW		NEC		NOR		OCC		PAR		PCC	
	N	%	N	%	N	%	N	%	N	%	N	%	N	%
None	29	(24)	243	(63)	31	(27)	17	(9)	8	(6)	12	(16)	14	(29)
One	17	(14)	51	(13)	11	(10)	16	(9)	11	(8)	15	(20)	10	(20)
Two	12	(10)	33	(9)	12	(11)	22	(12)	15	(11)	12	(16)	7	(14)
Three	6	(5)	15	(4)	4	(4)	12	(7)	6	(4)	5	(7)	2	(4)
Four	6	(5)	10	(3)	8	(7)	16	(9)	15	(11)	7	(9)	2	(4)
Five	4	(3)	7	(2)	5	(4)	11	(6)	10	(7)	5	(7)	1	(2)
Six to Eight	10	(8)	9	(2)	3	(3)	22	(12)	23	(17)	6	(8)	3	(6)
Nine or More	9	(7)	2	(1)	12	(11)	36	(20)	25	(18)	8	(11)	3	(6)
Unknown	29	(24)	13	(3)	27	(24)	28	(16)	24	(18)	6	(8)	7	(14)
Total	122	(100)	383	(100)	113	(100)	180	(100)	137	(100)	76	(100)	49	(100)

(continued)

INSTITUTION RELEASED FROM

	PLY		SEC		SHI		SMD		WAL		WRK		TOTAL	
	N	%	N	%	N	%	N	%	N	%	N	%	N	%
NUMBER OF CHARGES FOR PERSON OFFENSES														
None	24	(18)	50	(16)	66	(27)	21	(25)	6	(4)	11	(16)	919	(24)
One	15	(12)	38	(12)	41	(17)	11	(13)	9	(6)	4	(6)	435	(11)
Two	14	(11)	37	(12)	24	(10)	5	(6)	18	(13)	6	(9)	378	(10)
Three	12	(9)	25	(8)	12	(5)	13	(16)	8	(6)	5	(7)	254	(7)
Four	12	(9)	18	(6)	21	(9)	5	(6)	13	(9)	6	(9)	244	(6)
Five	8	(6)	30	(10)	18	(7)	1	(1)	13	(9)	5	(7)	195	(5)
Six to Eight	9	(7)	37	(12)	14	(6)	11	(13)	23	(17)	12	(18)	329	(9)
Nine or More	14	(11)	28	(9)	22	(9)	6	(7)	37	(27)	8	(12)	386	(10)
Unknown	22	(17)	46	(15)	29	(12)	10	(12)	12	(9)	11	(16)	695	(18)
Total	130	(100)	309	(100)	247	(100)	83	(100)	139	(100)	68	(100)	3835	(100)

INSTITUTION RELEASED FROM

NUMBER OF CHARGES FOR SEX OFFENSES	BAY		BCC		BOS		CON		CRS		FRA		GAR	
	N	%	N	%	N	%	N	%	N	%	N	%	N	%
None	56	(69)	15	(63)	51	(74)	222	(72)	263	(71)	481	(60)	91	(64)
One	10	(12)	2	(8)	4	(6)	23	(7)	16	(4)	20	(2)	10	(7)
Two	3	(4)	1	(4)	1	(1)	15	(5)	13	(3)	6	(1)	4	(3)
Three	1	(1)	0	(0)	3	(4)	4	(1)	6	(2)	2	(0)	3	(2)
Four	2	(2)	0	(0)	2	(3)	2	(1)	6	(2)	0	(0)	4	(3)
Five	1	(1)	0	(0)	1	(1)	0	(0)	3	(1)	1	(0)	2	(1)
Six to Eight	1	(1)	1	(4)	2	(3)	2	(1)	2	(1)	1	(0)	4	(3)
Nine or More	0	(0)	0	(0)	0	(0)	0	(0)	3	(1)	1	(0)	1	(1)
Unknown	7	(9)	5	(21)	5	(7)	41	(13)	60	(16)	290	(36)	23	(16)
Total	81	(100)	24	(100)	69	(100)	309	(100)	372	(100)	802	(100)	142	(100)

(continued)

INSTITUTION RELEASED FROM

NUMBER OF CHARGES FOR SEX OFFENSES	LAN		LGW		NEC		NOR		OCC		PAR		PCC	
	N	%	N	%	N	%	N	%	N	%	N	%	N	%
None	72	(59)	352	(92)	59	(52)	127	(71)	94	(69)	53	(70)	21	(43)
One	2	(2)	15	(4)	6	(5)	12	(7)	10	(7)	6	(8)	4	(8)
Two	4	(3)	2	(1)	8	(7)	9	(5)	6	(4)	4	(5)	6	(12)
Three	4	(3)	1	(0)	4	(4)	4	(2)	1	(1)	0	(0)	3	(6)
Four	3	(2)	0	(0)	0	(0)	0	(0)	1	(1)	1	(1)	3	(6)
Five	5	(4)	0	(0)	2	(2)	0	(0)	0	(0)	1	(1)	1	(2)
Six to Eight	0	(0)	0	(0)	4	(4)	0	(0)	1	(1)	4	(5)	3	(6)
Nine or More	3	(2)	0	(0)	3	(3)	0	(0)	0	(0)	1	(1)	1	(2)
Unknown	29	(24)	13	(3)	27	(24)	28	(16)	24	(18)	6	(8)	7	(14)
Total	122	(100)	383	(100)	113	(100)	180	(100)	137	(100)	76	(100)	49	(100)

(continued)

INSTITUTION RELEASED FROM

NUMBER OF CHARGES FOR SEX OFFENSES	PLY		SEC		SHI		SMD		WAL		WRK		TOTAL	
	N	%	N	%	N	%	N	%	N	%	N	%	N	%
None	103	(79)	191	(62)	173	(70)	60	(72)	106	(76)	53	(78)	2643	(69)
One	3	(2)	31	(10)	13	(5)	2	(2)	8	(6)	1	(1)	198	(5)
Two	1	(1)	18	(6)	12	(5)	5	(6)	6	(4)	1	(1)	125	(3)
Three	1	(1)	8	(3)	4	(2)	1	(1)	2	(1)	0	(0)	52	(1)
Four	0	(0)	5	(2)	4	(2)	1	(1)	2	(1)	0	(0)	36	(1)
Five	0	(0)	2	(1)	3	(1)	0	(0)	1	(1)	2	(3)	25	(1)
Six to Eight	0	(0)	5	(2)	5	(2)	2	(2)	2	(1)	0	(0)	39	(1)
Nine or More	0	(0)	3	(1)	4	(2)	2	(2)	0	(0)	0	(0)	22	(1)
Unknown	22	(17)	46	(15)	29	(12)	10	(12)	12	(9)	11	(16)	695	(18)
Total	130	(100)	309	(100)	247	(100)	83	(100)	139	(100)	68	(100)	3835	(100)

INSTITUTION RELEASED FROM

NUMBER OF CHARGES FOR PROPERTY OFFENSES	BAY		BCC		BOS		CON		CRS		FRA		GAR	
	N	%	N	%	N	%	N	%	N	%	N	%	N	%
None	16	(20)	2	(8)	15	(22)	39	(13)	71	(19)	96	(12)	17	(12)
One	7	(9)	2	(8)	5	(7)	19	(6)	31	(8)	58	(7)	11	(8)
Two	4	(5)	1	(4)	4	(6)	21	(7)	21	(6)	36	(4)	8	(6)
Three	5	(6)	1	(4)	5	(7)	22	(7)	16	(4)	29	(4)	10	(7)
Four	5	(6)	1	(4)	3	(4)	20	(6)	7	(2)	26	(3)	5	(4)
Five	2	(2)	0	(0)	1	(1)	12	(4)	21	(6)	22	(3)	7	(5)
Six to Eight	9	(11)	3	(13)	7	(10)	28	(9)	33	(9)	56	(7)	12	(8)
Nine or More	26	(32)	9	(38)	24	(35)	107	(35)	112	(30)	189	(24)	49	(35)
Unknown	7	(9)	5	(21)	5	(7)	41	(13)	60	(16)	290	(36)	23	(16)
Total	81	(100)	24	(100)	69	(100)	309	(100)	372	(100)	802	(100)	142	(100)

(continued)

INSTITUTION RELEASED FROM

NUMBER OF CHARGES FOR PROPERTY OFFENSES	LAN		LGW		NEC		NOR		OCC		PAR		PCC	
	N	%	N	%	N	%	N	%	N	%	N	%	N	%
None	31	(25)	144	(38)	34	(30)	21	(12)	9	(7)	11	(14)	13	(27)
One	10	(8)	72	(19)	6	(5)	12	(7)	16	(12)	10	(13)	3	(6)
Two	6	(5)	44	(11)	7	(6)	11	(6)	6	(4)	11	(14)	4	(8)
Three	3	(2)	21	(5)	5	(4)	7	(4)	6	(4)	5	(7)	4	(8)
Four	7	(6)	20	(5)	4	(4)	7	(4)	3	(2)	2	(3)	2	(4)
Five	3	(2)	18	(5)	2	(2)	5	(3)	2	(1)	5	(7)	0	(0)
Six to Eight	6	(5)	22	(6)	6	(5)	18	(10)	8	(6)	7	(9)	1	(2)
Nine or More	27	(22)	29	(8)	22	(19)	71	(39)	63	(46)	19	(25)	15	(31)
Unknown	29	(24)	13	(3)	27	(24)	28	(16)	24	(18)	6	(8)	7	(14)
Total	122	(100)	383	(100)	113	(100)	180	(100)	137	(100)	76	(100)	49	(100)

(continued)

INSTITUTION RELEASED FROM

NUMBER OF CHARGES FOR PROPERTY OFFENSES	PLY		SEC		SHI		SMD		WAL		WRK		TOTAL	
	N	%	N	%	N	%	N	%	N	%	N	%	N	%
None	21	(16)	59	(19)	64	(26)	20	(24)	13	(9)	15	(22)	711	(19)
One	11	(8)	25	(8)	27	(11)	9	(11)	8	(6)	3	(4)	345	(9)
Two	8	(6)	22	(7)	23	(9)	5	(6)	10	(7)	6	(9)	258	(7)
Three	6	(5)	17	(6)	18	(7)	5	(6)	6	(4)	3	(4)	194	(5)
Four	8	(6)	11	(4)	8	(3)	5	(6)	6	(4)	4	(6)	154	(4)
Five	3	(2)	13	(4)	4	(2)	2	(2)	4	(3)	5	(7)	131	(3)
Six to Eight	9	(7)	29	(9)	16	(6)	7	(8)	13	(9)	5	(7)	295	(8)
Nine or More	42	(32)	87	(28)	58	(23)	20	(24)	67	(48)	16	(24)	1052	(27)
Unknown	22	(17)	46	(15)	29	(12)	10	(12)	12	(9)	11	(16)	695	(18)
Total	130	(100)	309	(100)	247	(100)	83	(100)	139	(100)	68	(100)	3835	(100)

INSTITUTION RELEASED FROM

NUMBER OF CHARGES FOR ESCAPE OFFENSES	BAY		BCC		BOS		CON		CRS		FRA		GAR	
	N	%	N	%	N	%	N	%	N	%	N	%	N	%
None	65	(80)	16	(67)	60	(87)	242	(78)	287	(77)	483	(60)	109	(77)
One	6	(7)	1	(4)	4	(6)	19	(6)	18	(5)	22	(3)	9	(6)
Two	3	(4)	1	(4)	0	(0)	5	(2)	6	(2)	5	(1)	1	(1)
Three	0	(0)	1	(4)	0	(0)	2	(1)	1	(0)	0	(0)	0	(0)
Four	0	(0)	0	(0)	0	(0)	0	(0)	0	(0)	1	(0)	0	(0)
Five	0	(0)	0	(0)	0	(0)	0	(0)	0	(0)	1	(0)	0	(0)
Six to Eight	0	(0)	0	(0)	0	(0)	0	(0)	0	(0)	0	(0)	0	(0)
Unknown	7	(9)	5	(21)	5	(7)	41	(13)	60	(16)	290	(36)	23	(16)
Total	81	(100)	24	(100)	69	(100)	309	(100)	372	(100)	802	(100)	142	(100)

(continued)

INSTITUTION RELEASED FROM

NUMBER OF CHARGES FOR ESCAPE OFFENSES	LAN		LGW		NEC		NOR		OCC		PAR		PCC	
	N	%	N	%	N	%	N	%	N	%	N	%	N	%
None	88	(72)	362	(95)	80	(71)	118	(66)	91	(66)	67	(88)	42	(86)
One	3	(2)	8	(2)	5	(4)	27	(15)	12	(9)	1	(1)	0	(0)
Two	0	(0)	0	(0)	1	(1)	5	(3)	9	(7)	0	(0)	0	(0)
Three	1	(1)	0	(0)	0	(0)	2	(1)	0	(0)	2	(3)	0	(0)
Four	0	(0)	0	(0)	0	(0)	0	(0)	1	(1)	0	(0)	0	(0)
Five	0	(0)	0	(0)	0	(0)	0	(0)	0	(0)	0	(0)	0	(0)
Six to Eight	1	(1)	0	(0)	0	(0)	0	(0)	0	(0)	0	(0)	0	(0)
Unknown	29	(24)	13	(3)	27	(24)	28	(16)	24	(18)	6	(8)	7	(14)
Total	122	(100)	383	(100)	113	(100)	180	(100)	137	(100)	76	(100)	49	(100)

(continued)

INSTITUTION RELEASED FROM

NUMBER OF CHARGES FOR ESCAPE OFFENSES	PLY		SEC		SHI		SMD		WAL		WRK		TOTAL	
	N	%	N	%	N	%	N	%	N	%	N	%	N	%
None	99	(76)	247	(80)	208	(84)	70	(84)	111	(80)	50	(74)	2895	(75)
One	4	(3)	13	(4)	5	(2)	2	(2)	13	(9)	6	(9)	178	(5)
Two	3	(2)	3	(1)	4	(2)	0	(0)	2	(1)	1	(1)	49	(1)
Three	1	(1)	0	(0)	0	(0)	1	(1)	1	(1)	0	(0)	12	(0)
Four	1	(1)	0	(0)	0	(0)	0	(0)	0	(0)	0	(0)	3	(0)
Five	0	(0)	0	(0)	1	(0)	0	(0)	0	(0)	0	(0)	2	(0)
Six to Eight	0	(0)	0	(0)	0	(0)	0	(0)	0	(0)	0	(0)	1	(0)
Unknown	22	(17)	46	(15)	29	(12)	10	(12)	12	(9)	11	(16)	695	(18)
Total	130	(100)	309	(100)	247	(100)	83	(100)	139	(100)	68	(100)	3835	(100)

INSTITUTION RELEASED FROM

NUMBER OF CHARGES FOR ALCOHOL OFFENSES	BAY		BCC		BOS		CON		CRS		FRA		GAR	
	N	%	N	%	N	%	N	%	N	%	N	%	N	%
None	55	(68)	15	(63)	45	(65)	207	(67)	230	(62)	419	(52)	98	(69)
One	12	(15)	3	(13)	8	(12)	34	(11)	40	(11)	49	(6)	7	(5)
Two	1	(1)	1	(4)	5	(7)	13	(4)	17	(5)	20	(2)	6	(4)
Three	2	(2)	0	(0)	2	(3)	7	(2)	13	(3)	9	(1)	3	(2)
Four	1	(1)	0	(0)	1	(1)	3	(1)	2	(1)	6	(1)	2	(1)
Five	0	(0)	0	(0)	1	(1)	1	(0)	6	(2)	4	(0)	2	(1)
Six to Eight	1	(1)	0	(0)	2	(3)	2	(1)	1	(0)	5	(1)	1	(1)
Nine or More	2	(2)	0	(0)	0	(0)	1	(0)	3	(1)	0	(0)	0	(0)
Unknown	7	(9)	5	(21)	5	(7)	41	(13)	60	(16)	290	(36)	23	(16)
Total	81	(100)	24	(100)	69	(100)	309	(100)	372	(100)	802	(100)	142	(100)

(continued)

INSTITUTION RELEASED FROM

NUMBER OF CHARGES FOR ALCOHOL OFFENSES	LAN		LGW		NEC		NOR		OCC		PAR		PCC	
	N	%	N	%	N	%	N	%	N	%	N	%	N	%
None	70	(57)	6	(2)	69	(61)	118	(66)	85	(62)	48	(63)	31	(63)
One	12	(10)	13	(3)	14	(12)	16	(9)	16	(12)	12	(16)	6	(12)
Two	3	(2)	32	(8)	3	(3)	7	(4)	6	(4)	3	(4)	3	(6)
Three	4	(3)	64	(17)	0	(0)	6	(3)	2	(1)	3	(4)	1	(2)
Four	3	(2)	96	(25)	0	(0)	1	(1)	3	(2)	1	(1)	1	(2)
Five	0	(0)	49	(13)	0	(0)	2	(1)	0	(0)	1	(1)	0	(0)
Six to Eight	0	(0)	90	(23)	0	(0)	2	(1)	1	(1)	2	(3)	0	(0)
Nine or More	1	(1)	20	(5)	0	(0)	0	(0)	0	(0)	0	(0)	0	(0)
Unknown	29	(24)	13	(3)	27	(24)	28	(16)	24	(18)	6	(8)	7	(14)
Total	122	(100)	383	(100)	113	(100)	180	(100)	137	(100)	76	(100)	49	(100)

(continued)

INSTITUTION RELEASED FROM

NUMBER OF CHARGES FOR ALCOHOL OFFENSES	PLY		SEC		SHI		SMD		WAL		WRK		TOTAL	
	N	%	N	%	N	%	N	%	N	%	N	%	N	%
None	85	(65)	212	(69)	163	(66)	58	(70)	110	(79)	39	(57)	2163	(56)
One	15	(12)	33	(11)	31	(13)	7	(8)	12	(9)	9	(13)	349	(9)
Two	5	(4)	7	(2)	9	(4)	3	(4)	2	(1)	6	(9)	152	(4)
Three	1	(1)	4	(1)	5	(2)	2	(2)	2	(1)	2	(3)	132	(3)
Four	1	(1)	0	(0)	4	(2)	1	(1)	0	(0)	1	(1)	127	(3)
Five	0	(0)	4	(1)	3	(1)	0	(0)	0	(0)	0	(0)	73	(2)
Six to Eight	1	(1)	1	(0)	1	(0)	0	(0)	0	(0)	0	(0)	110	(3)
Nine or More	0	(0)	2	(1)	2	(1)	2	(2)	1	(1)	0	(0)	34	(1)
Unknown	22	(17)	46	(15)	29	(12)	10	(12)	12	(9)	11	(16)	695	(18)
Total	130	(100)	309	(100)	247	(100)	83	(100)	139	(100)	68	(100)	3835	(100)

INSTITUTION RELEASED FROM

NUMBER OF CHARGES FOR NARCOTICS OFFENSES	BAY		BCC		BOS		CON		CRS		FRA		GAR	
	N	%	N	%	N	%	N	%	N	%	N	%	N	%
None	34	(42)	7	(29)	35	(51)	119	(39)	113	(30)	174	(22)	58	(41)
One	11	(14)	3	(13)	5	(7)	45	(15)	48	(13)	63	(8)	14	(10)
Two	5	(6)	2	(8)	3	(4)	38	(12)	31	(8)	55	(7)	9	(6)
Three	5	(6)	2	(8)	4	(6)	17	(6)	24	(6)	38	(5)	7	(5)
Four	6	(7)	2	(8)	6	(9)	12	(4)	16	(4)	33	(4)	4	(3)
Five	3	(4)	0	(0)	2	(3)	10	(3)	11	(3)	28	(3)	7	(5)
Six to Eight	4	(5)	0	(0)	2	(3)	12	(4)	32	(9)	64	(8)	12	(8)
Nine or More	6	(7)	3	(13)	7	(10)	15	(5)	37	(10)	57	(7)	8	(6)
Unknown	7	(9)	5	(21)	5	(7)	41	(13)	60	(16)	290	(36)	23	(16)
Total	81	(100)	24	(100)	69	(100)	309	(100)	372	(100)	802	(100)	142	(100)

(continued)

INSTITUTION RELEASED FROM

NUMBER OF CHARGES FOR NARCOTICS OFFENSES	LAN		LGW		NEC		NOR		OCC		PAR		PCC	
	N	%	N	%	N	%	N	%	N	%	N	%	N	%
None	40	(33)	248	(65)	45	(40)	67	(37)	52	(38)	33	(43)	27	(55)
One	5	(4)	58	(15)	7	(6)	25	(14)	13	(9)	8	(11)	5	(10)
Two	12	(10)	22	(6)	8	(7)	18	(10)	12	(9)	6	(8)	0	(0)
Three	3	(2)	17	(4)	2	(2)	17	(9)	10	(7)	7	(9)	4	(8)
Four	5	(4)	8	(2)	7	(6)	7	(4)	5	(4)	7	(9)	1	(2)
Five	5	(4)	2	(1)	3	(3)	5	(3)	6	(4)	2	(3)	0	(0)
Six to Eight	13	(11)	13	(3)	6	(5)	8	(4)	11	(8)	5	(7)	4	(8)
Nine or More	10	(8)	2	(1)	8	(7)	5	(3)	4	(3)	2	(3)	1	(2)
Unknown	29	(24)	13	(3)	27	(24)	28	(16)	24	(18)	6	(8)	7	(14)
Total	122	(100)	383	(100)	113	(100)	180	(100)	137	(100)	76	(100)	49	(100)

(continued)

INSTITUTION RELEASED FROM

NUMBER OF CHARGES FOR NARCOTICS OFFENSES	PLY		SEC		SHI		SMD		WAL		WRK		TOTAL	
	N	%	N	%	N	%	N	%	N	%	N	%	N	%
None	41	(32)	120	(39)	84	(34)	27	(33)	57	(41)	17	(25)	1398	(36)
One	11	(8)	37	(12)	23	(9)	11	(13)	24	(17)	6	(9)	422	(11)
Two	8	(6)	33	(11)	22	(9)	6	(7)	15	(11)	6	(9)	311	(8)
Three	11	(8)	21	(7)	17	(7)	7	(8)	5	(4)	8	(12)	226	(6)
Four	3	(2)	17	(6)	21	(9)	3	(4)	6	(4)	5	(7)	174	(5)
Five	2	(2)	4	(1)	9	(4)	4	(5)	5	(4)	1	(1)	109	(3)
Six to Eight	18	(14)	18	(6)	20	(8)	8	(10)	7	(5)	6	(9)	263	(7)
Nine or More	14	(11)	13	(4)	22	(9)	7	(8)	8	(6)	8	(12)	237	(6)
Unknown	22	(17)	46	(15)	29	(12)	10	(12)	12	(9)	11	(16)	695	(18)
Total	130	(100)	309	(100)	247	(100)	83	(100)	139	(100)	68	(100)	3835	(100)

INSTITUTION RELEASED FROM

DEPARTMENT OF YOUTH SERVICES COMMITMENT INDICATOR	BAY		BCC		BOS		CON		CRS		FRA		GAR	
	N	%	N	%	N	%	N	%	N	%	N	%	N	%
Unknown	7	(9)	5	(21)	5	(7)	41	(13)	60	(16)	290	(36)	23	(16)
No	62	(77)	15	(63)	57	(83)	218	(71)	274	(74)	504	(63)	99	(70)
Yes	12	(15)	4	(17)	7	(10)	50	(16)	38	(10)	8	(1)	20	(14)
Total	81	(100)	24	(100)	69	(100)	309	(100)	372	(100)	802	(100)	142	(100)

(continued)

INSTITUTION RELEASED FROM

DEPARTMENT OF YOUTH SERVICES COMMITMENT INDICATOR	LAN		LGW		NEC		NOR		OCC		PAR		PCC	
	N	%	N	%	N	%	N	%	N	%	N	%	N	%
Unknown	29	(24)	13	(3)	27	(24)	28	(16)	24	(18)	6	(8)	7	(14)
No	82	(67)	370	(97)	77	(68)	115	(64)	78	(57)	66	(87)	36	(73)
Yes	11	(9)	0	(0)	9	(8)	37	(21)	35	(26)	4	(5)	6	(12)
Total	122	(100)	383	(100)	113	(100)	180	(100)	137	(100)	76	(100)	49	(100)

(continued)

INSTITUTION RELEASED FROM

DEPARTMENT OF YOUTH SERVICES COMMITMENT INDICATOR	PLY		SEC		SHI		SMD		WAL		WRK		TOTAL	
	N	%	N	%	N	%	N	%	N	%	N	%	N	%
Unknown	22	(17)	46	(15)	29	(12)	10	(12)	12	(9)	11	(16)	695	(18)
No	95	(73)	221	(72)	188	(76)	62	(75)	85	(61)	44	(65)	2748	(72)
Yes	13	(10)	42	(14)	30	(12)	11	(13)	42	(30)	13	(19)	392	(10)
Total	130	(100)	309	(100)	247	(100)	83	(100)	139	(100)	68	(100)	3835	(100)

INSTITUTION RELEASED FROM

NUMBER OF PRIOR HOUSE OF CORRECTION INCARCERATIONS	BAY		BCC		BOS		CON		CRS		FRA		GAR	
	N	%	N	%	N	%	N	%	N	%	N	%	N	%
None	39	(48)	10	(42)	36	(52)	151	(49)	164	(44)	223	(28)	54	(38)
One	15	(19)	3	(13)	10	(14)	55	(18)	66	(18)	110	(14)	33	(23)
Two	5	(6)	3	(13)	4	(6)	22	(7)	31	(8)	60	(7)	12	(8)
Three	7	(9)	1	(4)	6	(9)	22	(7)	21	(6)	32	(4)	10	(7)
Four	5	(6)	0	(0)	3	(4)	6	(2)	11	(3)	21	(3)	5	(4)
Five	1	(1)	1	(4)	1	(1)	4	(1)	10	(3)	21	(3)	0	(0)
Six or More	2	(2)	1	(4)	4	(6)	8	(3)	9	(2)	45	(6)	5	(4)
Unknown	7	(9)	5	(21)	5	(7)	41	(13)	60	(16)	290	(36)	23	(16)
Total	81	(100)	24	(100)	69	(100)	309	(100)	372	(100)	802	(100)	142	(100)

(continued)

INSTITUTION RELEASED FROM

NUMBER OF PRIOR HOUSE OF CORRECTION INCARCERATIONS	LAN		LGW		NEC		NOR		OCC		PAR		PCC	
	N	%	N	%	N	%	N	%	N	%	N	%	N	%
None	54	(44)	241	(63)	53	(47)	70	(39)	49	(36)	48	(63)	28	(57)
One	17	(14)	73	(19)	9	(8)	39	(22)	22	(16)	8	(11)	7	(14)
Two	12	(10)	26	(7)	11	(10)	18	(10)	13	(9)	9	(12)	2	(4)
Three	3	(2)	15	(4)	8	(7)	6	(3)	11	(8)	3	(4)	2	(4)
Four	1	(1)	6	(2)	2	(2)	7	(4)	13	(9)	0	(0)	2	(4)
Five	1	(1)	3	(1)	0	(0)	8	(4)	4	(3)	0	(0)	0	(0)
Six or More	5	(4)	6	(2)	3	(3)	4	(2)	1	(1)	2	(3)	1	(2)
Unknown	29	(24)	13	(3)	27	(24)	28	(16)	24	(18)	6	(8)	7	(14)
Total	122	(100)	383	(100)	113	(100)	180	(100)	137	(100)	76	(100)	49	(100)

(continued)

INSTITUTION RELEASED FROM

NUMBER OF PRIOR HOUSE OF CORRECTION INCARCERATIONS	PLY		SEC		SHI		SMD		WAL		WRK		TOTAL	
	N	%	N	%	N	%	N	%	N	%	N	%	N	%
None	59	(45)	162	(52)	133	(54)	44	(53)	47	(34)	33	(49)	1698	(44)
One	25	(19)	42	(14)	31	(13)	11	(13)	30	(22)	9	(13)	615	(16)
Two	9	(7)	30	(10)	27	(11)	7	(8)	25	(18)	7	(10)	333	(9)
Three	6	(5)	8	(3)	11	(4)	4	(5)	12	(9)	4	(6)	192	(5)
Four	5	(4)	7	(2)	8	(3)	4	(5)	8	(6)	2	(3)	116	(3)
Five	1	(1)	5	(2)	4	(2)	1	(1)	2	(1)	0	(0)	67	(2)
Six or More	3	(2)	9	(3)	4	(2)	2	(2)	3	(2)	2	(3)	119	(3)
Unknown	22	(17)	46	(15)	29	(12)	10	(12)	12	(9)	11	(16)	695	(18)
Total	130	(100)	309	(100)	247	(100)	83	(100)	139	(100)	68	(100)	3835	(100)

INSTITUTION RELEASED FROM

NUMBER OF PRIOR STATE OR FEDERAL INCARCERATIONS	BAY		BCC		BOS		CON		CRS		FRA		GAR	
	N	%	N	%	N	%	N	%	N	%	N	%	N	%
None	64	(79)	18	(75)	53	(77)	224	(72)	274	(74)	492	(61)	97	(68)
One	2	(2)	0	(0)	4	(6)	26	(8)	22	(6)	13	(2)	15	(11)
Two	4	(5)	1	(4)	4	(6)	10	(3)	12	(3)	3	(0)	4	(3)
Three	4	(5)	0	(0)	1	(1)	3	(1)	3	(1)	2	(0)	0	(0)
Four	0	(0)	0	(0)	1	(1)	2	(1)	1	(0)	1	(0)	1	(1)
Five	0	(0)	0	(0)	0	(0)	1	(0)	0	(0)	0	(0)	1	(1)
Six or More	0	(0)	0	(0)	1	(1)	2	(1)	0	(0)	1	(0)	1	(1)
Unknown	7	(9)	5	(21)	5	(7)	41	(13)	60	(16)	290	(36)	23	(16)
Total	81	(100)	24	(100)	69	(100)	309	(100)	372	(100)	802	(100)	142	(100)

(continued)

INSTITUTION RELEASED FROM

NUMBER OF PRIOR STATE OR FEDERAL INCARCERATIONS	LAN		LGW		NEC		NOR		OCC		PAR		PCC	
	N	%	N	%	N	%	N	%	N	%	N	%	N	%
None	84	(69)	369	(96)	79	(70)	115	(64)	94	(69)	59	(78)	32	(65)
One	4	(3)	1	(0)	5	(4)	23	(13)	11	(8)	6	(8)	9	(18)
Two	3	(2)	0	(0)	1	(1)	7	(4)	5	(4)	3	(4)	0	(0)
Three	0	(0)	0	(0)	1	(1)	4	(2)	1	(1)	1	(1)	1	(2)
Four	1	(1)	0	(0)	0	(0)	1	(1)	0	(0)	0	(0)	0	(0)
Five	0	(0)	0	(0)	0	(0)	0	(0)	1	(1)	1	(1)	0	(0)
Six or More	1	(1)	0	(0)	0	(0)	2	(1)	1	(1)	0	(0)	0	(0)
Unknown	29	(24)	13	(3)	27	(24)	28	(16)	24	(18)	6	(8)	7	(14)
Total	122	(100)	383	(100)	113	(100)	180	(100)	137	(100)	76	(100)	49	(100)

(continued)

INSTITUTION RELEASED FROM

NUMBER OF PRIOR STATE OR FEDERAL INCARCERATIONS	PLY		SEC		SHI		SMD		WAL		WRK		TOTAL	
	N	%	N	%	N	%	N	%	N	%	N	%	N	%
None	95	(73)	234	(76)	196	(79)	63	(76)	104	(75)	48	(71)	2794	(73)
One	8	(6)	19	(6)	14	(6)	6	(7)	16	(12)	6	(9)	210	(5)
Two	5	(4)	8	(3)	4	(2)	2	(2)	5	(4)	1	(1)	82	(2)
Three	0	(0)	1	(0)	1	(0)	1	(1)	2	(1)	0	(0)	26	(1)
Four	0	(0)	0	(0)	1	(0)	0	(0)	0	(0)	2	(3)	13	(0)
Five	0	(0)	0	(0)	1	(0)	0	(0)	0	(0)	0	(0)	5	(0)
Six or More	0	(0)	0	(0)	1	(0)	0	(0)	0	(0)	0	(0)	10	(0)
Unknown	22	(17)	46	(15)	29	(12)	10	(12)	12	(9)	11	(16)	695	(18)
Total	130	(100)	309	(100)	247	(100)	83	(100)	139	(100)	68	(100)	3835	(100)

INSTITUTION RELEASED FROM

TOTAL NUMBER OF PRIOR ADULT INCARCERATIONS	BAY		BCC		BOS		CON		CRS		FRA		GAR	
	N	%	N	%	N	%	N	%	N	%	N	%	N	%
None	37	(46)	10	(42)	33	(48)	138	(45)	155	(42)	216	(27)	47	(33)
One	16	(20)	3	(13)	7	(10)	51	(17)	59	(16)	110	(14)	31	(22)
Two	1	(1)	3	(13)	5	(7)	29	(9)	38	(10)	64	(8)	13	(9)
Three	7	(9)	1	(4)	7	(10)	23	(7)	23	(6)	30	(4)	13	(9)
Four	6	(7)	0	(0)	4	(6)	11	(4)	11	(3)	24	(3)	5	(4)
Five	4	(5)	0	(0)	3	(4)	2	(1)	13	(3)	20	(2)	3	(2)
Six or More	3	(4)	2	(8)	5	(7)	14	(5)	13	(3)	48	(6)	7	(5)
Unknown	7	(9)	5	(21)	5	(7)	41	(13)	60	(16)	290	(36)	23	(16)
Total	81	(100)	24	(100)	69	(100)	309	(100)	372	(100)	802	(100)	142	(100)

(continued)

INSTITUTION RELEASED FROM

	LAN		LGW		NEC		NOR		OCC		PAR		PCC	
	N	%	N	%	N	%	N	%	N	%	N	%	N	%
TOTAL NUMBER OF PRIOR ADULT INCARCERATIONS														
None	54	(44)	240	(63)	51	(45)	58	(32)	45	(33)	43	(57)	23	(47)
One	15	(12)	74	(19)	10	(9)	34	(19)	18	(13)	8	(11)	8	(16)
Two	13	(11)	26	(7)	8	(7)	26	(14)	15	(11)	10	(13)	5	(10)
Three	0	(0)	15	(4)	10	(9)	9	(5)	8	(6)	5	(7)	2	(4)
Four	1	(1)	6	(2)	3	(3)	4	(2)	18	(13)	1	(1)	2	(4)
Five	1	(1)	3	(1)	1	(1)	10	(6)	5	(4)	0	(0)	1	(2)
Six or More	9	(7)	6	(2)	3	(3)	11	(6)	4	(3)	3	(4)	1	(2)
Unknown	29	(24)	13	(3)	27	(24)	28	(16)	24	(18)	6	(8)	7	(14)
Total	122	(100)	383	(100)	113	(100)	180	(100)	137	(100)	76	(100)	49	(100)

(continued)

INSTITUTION RELEASED FROM

	PLY		SEC		SHI		SMD		WAL		WRK		TOTAL	
	N	%	N	%	N	%	N	%	N	%	N	%	N	%
TOTAL NUMBER OF PRIOR ADULT INCARCERATIONS														
None	53	(41)	149	(48)	126	(51)	42	(51)	37	(27)	32	(47)	1589	(41)
One	25	(19)	45	(15)	32	(13)	10	(12)	36	(26)	8	(12)	600	(16)
Two	13	(10)	33	(11)	25	(10)	9	(11)	19	(14)	6	(9)	361	(9)
Three	7	(5)	9	(3)	12	(5)	2	(2)	16	(12)	5	(7)	204	(5)
Four	5	(4)	11	(4)	9	(4)	5	(6)	12	(9)	1	(1)	139	(4)
Five	1	(1)	6	(2)	8	(3)	2	(2)	4	(3)	1	(1)	88	(2)
Six or More	4	(3)	10	(3)	6	(2)	3	(4)	3	(2)	4	(6)	159	(4)
Unknown	22	(17)	46	(15)	29	(12)	10	(12)	12	(9)	11	(16)	695	(18)
Total	130	(100)	309	(100)	247	(100)	83	(100)	139	(100)	68	(100)	3835	(100)

INSTITUTION RELEASED FROM

AGE AT 1ST COURT APPEARANCE	BAY		BCC		BOS		CON		CRS		FRA		GAR	
	N	%	N	%	N	%	N	%	N	%	N	%	N	%
Ten or Younger	2	(2)	0	(0)	4	(6)	9	(3)	9	(2)	1	(0)	0	(0)
Eleven	1	(1)	1	(4)	0	(0)	7	(2)	3	(1)	0	(0)	4	(3)
Twelve	0	(0)	3	(13)	0	(0)	14	(5)	10	(3)	3	(0)	4	(3)
Thirteen	5	(6)	0	(0)	3	(4)	17	(6)	11	(3)	2	(0)	7	(5)
Fourteen	8	(10)	2	(8)	1	(1)	16	(5)	22	(6)	8	(1)	12	(8)
Fifteen	3	(4)	2	(8)	4	(6)	28	(9)	19	(5)	3	(0)	5	(4)
Sixteen	11	(14)	1	(4)	9	(13)	23	(7)	22	(6)	24	(3)	8	(6)
Seventeen	12	(15)	4	(17)	12	(17)	51	(17)	53	(14)	97	(12)	22	(15)
Eighteen	8	(10)	2	(8)	8	(12)	32	(10)	32	(9)	70	(9)	14	(10)
Nineteen	3	(4)	2	(8)	4	(6)	16	(5)	24	(6)	42	(5)	8	(6)
Twenty	0	(0)	0	(0)	4	(6)	6	(2)	15	(4)	33	(4)	5	(4)
Twenty-one	2	(2)	0	(0)	2	(3)	7	(2)	13	(3)	29	(4)	6	(4)
Twenty-two	4	(5)	0	(0)	2	(3)	6	(2)	14	(4)	22	(3)	4	(3)
Twenty-three	2	(2)	0	(0)	2	(3)	2	(1)	7	(2)	23	(3)	2	(1)
Twenty-four	4	(5)	1	(4)	0	(0)	8	(3)	3	(1)	27	(3)	6	(4)
Twenty-five	1	(1)	0	(0)	1	(1)	6	(2)	7	(2)	18	(2)	2	(1)
Twenty-six to Twenty-nine	3	(4)	1	(4)	3	(4)	12	(4)	17	(5)	51	(6)	8	(6)
Thirty to Thirty-nine	4	(5)	0	(0)	4	(6)	7	(2)	22	(6)	45	(6)	2	(1)
Forty to Forty-nine	0	(0)	0	(0)	1	(1)	1	(0)	7	(2)	14	(2)	0	(0)
Fifty or Older	1	(1)	0	(0)	0	(0)	0	(0)	2	(1)	0	(0)	0	(0)
Unknown	7	(9)	5	(21)	5	(7)	41	(13)	60	(16)	290	(36)	23	(16)
Total	81	(100)	24	(100)	69	(100)	309	(100)	372	(100)	802	(100)	142	(100)

(continued)

INSTITUTION RELEASED FROM

AGE AT 1ST COURT APPEARANCE	LAN		LGW		NEC		NOR		OCC		PAR		PCC	
	N	%	N	%	N	%	N	%	N	%	N	%	N	%
Ten or Younger	0	(0)	1	(0)	3	(3)	3	(2)	5	(4)	0	(0)	0	(0)
Eleven	3	(2)	0	(0)	0	(0)	5	(3)	0	(0)	2	(3)	0	(0)
Twelve	3	(2)	1	(0)	2	(2)	5	(3)	7	(5)	1	(1)	1	(2)
Thirteen	3	(2)	0	(0)	3	(3)	14	(8)	9	(7)	1	(1)	2	(4)
Fourteen	3	(2)	2	(1)	2	(2)	13	(7)	14	(10)	2	(3)	2	(4)
Fifteen	3	(2)	3	(1)	7	(6)	18	(10)	15	(11)	2	(3)	4	(8)
Sixteen	4	(3)	6	(2)	5	(4)	17	(9)	11	(8)	9	(12)	3	(6)
Seventeen	17	(14)	81	(21)	14	(12)	26	(14)	24	(18)	18	(24)	7	(14)
Eighteen	7	(6)	56	(15)	5	(4)	11	(6)	7	(5)	6	(8)	3	(6)
Nineteen	7	(6)	38	(10)	5	(4)	9	(5)	6	(4)	5	(7)	4	(8)
Twenty	7	(6)	28	(7)	5	(4)	4	(2)	0	(0)	4	(5)	2	(4)
Twenty-one	4	(3)	16	(4)	2	(2)	6	(3)	2	(1)	6	(8)	1	(2)
Twenty-two	4	(3)	17	(4)	1	(1)	6	(3)	2	(1)	3	(4)	0	(0)
Twenty-three	0	(0)	17	(4)	4	(4)	1	(1)	2	(1)	3	(4)	0	(0)
Twenty-four	4	(3)	11	(3)	3	(3)	1	(1)	1	(1)	0	(0)	2	(4)
Twenty-five	1	(1)	20	(5)	2	(2)	4	(2)	1	(1)	2	(3)	0	(0)
Twenty-six to Twenty-nine	5	(4)	28	(7)	9	(8)	5	(3)	3	(2)	1	(1)	3	(6)
Thirty to Thirty-nine	9	(7)	28	(7)	9	(8)	3	(2)	2	(1)	3	(4)	6	(12)
Forty to Forty-nine	3	(2)	14	(4)	2	(2)	0	(0)	2	(1)	1	(1)	2	(4)
Fifty or Older	6	(5)	3	(1)	3	(3)	1	(1)	0	(0)	1	(1)	0	(0)
Unknown	29	(24)	13	(3)	27	(24)	28	(16)	24	(18)	6	(8)	7	(14)
Total	122	(100)	383	(100)	113	(100)	180	(100)	137	(100)	76	(100)	49	(100)

(continued)

INSTITUTION RELEASED FROM

AGE AT 1ST COURT APPEARANCE	PLY		SEC		SHI		SMD		WAL		WRK		TOTAL	
	N	%	N	%	N	%	N	%	N	%	N	%	N	%
Ten or Younger	1	(1)	7	(2)	1	(0)	2	(2)	7	(5)	1	(1)	56	(1)
Eleven	2	(2)	4	(1)	2	(1)	2	(2)	5	(4)	1	(1)	42	(1)
Twelve	3	(2)	11	(4)	4	(2)	0	(0)	8	(6)	3	(4)	83	(2)
Thirteen	5	(4)	13	(4)	7	(3)	4	(5)	15	(11)	3	(4)	124	(3)
Fourteen	7	(5)	14	(5)	17	(7)	8	(10)	13	(9)	5	(7)	171	(4)
Fifteen	8	(6)	20	(6)	18	(7)	3	(4)	7	(5)	5	(7)	177	(5)
Sixteen	15	(12)	24	(8)	10	(4)	5	(6)	12	(9)	4	(6)	223	(6)
Seventeen	18	(14)	51	(17)	37	(15)	12	(14)	24	(17)	8	(12)	588	(15)
Eighteen	15	(12)	37	(12)	25	(10)	5	(6)	10	(7)	7	(10)	360	(9)
Nineteen	7	(5)	18	(6)	13	(5)	9	(11)	8	(6)	1	(1)	229	(6)
Twenty	5	(4)	9	(3)	7	(3)	3	(4)	1	(1)	1	(1)	139	(4)
Twenty-one	3	(2)	8	(3)	11	(4)	2	(2)	3	(2)	2	(3)	125	(3)
Twenty-two	3	(2)	9	(3)	8	(3)	3	(4)	2	(1)	0	(0)	110	(3)
Twenty-three	2	(2)	7	(2)	8	(3)	1	(1)	2	(1)	3	(4)	88	(2)
Twenty-four	1	(1)	4	(1)	3	(1)	1	(1)	2	(1)	1	(1)	83	(2)
Twenty-five	0	(0)	2	(1)	2	(1)	4	(5)	1	(1)	1	(1)	75	(2)
Twenty-six to Twenty-nine	4	(3)	10	(3)	18	(7)	4	(5)	4	(3)	6	(9)	195	(5)
Thirty to Thirty-nine	7	(5)	10	(3)	22	(9)	5	(6)	3	(2)	2	(3)	193	(5)
Forty to Forty-nine	2	(2)	5	(2)	5	(2)	0	(0)	0	(0)	3	(4)	62	(2)
Fifty or Older	0	(0)	0	(0)	0	(0)	0	(0)	0	(0)	0	(0)	17	(0)
Unknown	22	(17)	46	(15)	29	(12)	10	(12)	12	(9)	11	(16)	695	(18)
Total	130	(100)	309	(100)	247	(100)	83	(100)	139	(100)	68	(100)	3835	(100)

INSTITUTION RELEASED FROM

AGE AT 1ST COURT APPEARANCE FOR ALCOHOL OFFENSE	BAY		BCC		BOS		CON		CRS		FRA		GAR	
	N	%	N	%	N	%	N	%	N	%	N	%	N	%
Not Applicable	55	(68)	15	(63)	45	(65)	207	(67)	230	(62)	419	(52)	98	(69)
Fourteen or Younger	0	(0)	0	(0)	0	(0)	1	(0)	2	(1)	0	(0)	0	(0)
Fifteen to Seventeen	3	(4)	0	(0)	3	(4)	10	(3)	12	(3)	4	(0)	4	(3)
Eighteen to Nineteen	6	(7)	1	(4)	3	(4)	12	(4)	14	(4)	10	(1)	3	(2)
Twenty to Twenty-one	5	(6)	2	(8)	4	(6)	13	(4)	17	(5)	19	(2)	2	(1)
Twenty-two to Twenty-four	2	(2)	0	(0)	4	(6)	10	(3)	9	(2)	19	(2)	4	(3)
Twenty-five to Twenty-nine	1	(1)	1	(4)	2	(3)	11	(4)	14	(4)	18	(2)	5	(4)
Thirty to Thirty-four	2	(2)	0	(0)	1	(1)	2	(1)	8	(2)	16	(2)	3	(2)
Thirty-five to Thirty-nine	0	(0)	0	(0)	0	(0)	1	(0)	2	(1)	5	(1)	0	(0)
Forty or Older	0	(0)	0	(0)	2	(3)	1	(0)	4	(1)	2	(0)	0	(0)
Unknown	7	(9)	5	(21)	5	(7)	41	(13)	60	(16)	290	(36)	23	(16)
Total	81	(100)	24	(100)	69	(100)	309	(100)	372	(100)	802	(100)	142	(100)

(continued)

INSTITUTION RELEASED FROM

	LAN		LGW		NEC		NOR		OCC		PAR		PCC	
	N	%	N	%	N	%	N	%	N	%	N	%	N	%
AGE AT 1ST COURT APPEARANCE FOR ALCOHOL OFFENSE														
Not Applicable	70	(57)	6	(2)	69	(61)	118	(66)	85	(62)	48	(63)	31	(63)
Fourteen or Younger	2	(2)	1	(0)	0	(0)	0	(0)	0	(0)	2	(3)	0	(0)
Fifteen to Seventeen	2	(2)	12	(3)	0	(0)	3	(2)	7	(5)	0	(0)	1	(2)
Eighteen to Nineteen	3	(2)	66	(17)	4	(4)	10	(6)	8	(6)	5	(7)	2	(4)
Twenty to Twenty-one	3	(2)	62	(16)	1	(1)	3	(2)	7	(5)	6	(8)	1	(2)
Twenty-two to Twenty-four	2	(2)	71	(19)	1	(1)	9	(5)	2	(1)	2	(3)	3	(6)
Twenty-five to Twenty-nine	6	(5)	83	(22)	5	(4)	7	(4)	4	(3)	3	(4)	3	(6)
Thirty to Thirty-four	2	(2)	25	(7)	4	(4)	1	(1)	0	(0)	3	(4)	0	(0)
Thirty-five to Thirty-nine	0	(0)	19	(5)	2	(2)	1	(1)	0	(0)	1	(1)	1	(2)
Forty or Older	3	(2)	24	(6)	0	(0)	0	(0)	0	(0)	0	(0)	0	(0)
Unknown	29	(24)	14	(4)	27	(24)	28	(16)	24	(18)	6	(8)	7	(14)
Total	122	(100)	383	(100)	113	(100)	180	(100)	137	(100)	76	(100)	49	(100)

(continued)

INSTITUTION RELEASED FROM

	PLY		SEC		SHI		SMD		WAL		WRK		TOTAL	
	N	%	N	%	N	%	N	%	N	%	N	%	N	%
AGE AT 1ST COURT APPEARANCE FOR ALCOHOL OFFENSE														
Not Applicable	85	(65)	212	(69)	163	(66)	58	(70)	110	(79)	39	(57)	2163	(56)
Fourteen or Younger	0	(0)	0	(0)	1	(0)	0	(0)	1	(1)	0	(0)	10	(0)
Fifteen to Seventeen	5	(4)	6	(2)	6	(2)	5	(6)	5	(4)	4	(6)	92	(2)
Eighteen to Nineteen	4	(3)	11	(4)	11	(4)	3	(4)	3	(2)	2	(3)	181	(5)
Twenty to Twenty-one	5	(4)	11	(4)	5	(2)	3	(4)	4	(3)	2	(3)	175	(5)
Twenty-two to Twenty-four	3	(2)	13	(4)	12	(5)	1	(1)	0	(0)	5	(7)	172	(4)
Twenty-five to Twenty-nine	3	(2)	7	(2)	13	(5)	1	(1)	2	(1)	3	(4)	192	(5)
Thirty to Thirty-four	2	(2)	2	(1)	4	(2)	1	(1)	2	(1)	1	(1)	79	(2)
Thirty-five to Thirty-nine	1	(1)	1	(0)	2	(1)	1	(1)	0	(0)	1	(1)	38	(1)
Forty or Older	0	(0)	0	(0)	1	(0)	0	(0)	0	(0)	0	(0)	37	(1)
Unknown	22	(17)	46	(15)	29	(12)	10	(12)	12	(9)	11	(16)	696	(18)
Total	130	(100)	309	(100)	247	(100)	83	(100)	139	(100)	68	(100)	3835	(100)

INSTITUTION RELEASED FROM

AGE AT 1ST COURT APPEARANCE FOR NARCOTICS OFFENSE	BAY		BCC		BOS		CON		CRS		FRA		GAR	
	N	%	N	%	N	%	N	%	N	%	N	%	N	%
Not Applicable	34	(42)	7	(29)	35	(51)	119	(39)	113	(30)	174	(22)	58	(41)
Fourteen or Younger	1	(1)	1	(4)	1	(1)	5	(2)	2	(1)	1	(0)	0	(0)
Fifteen to Seventeen	7	(9)	4	(17)	4	(6)	30	(10)	30	(8)	25	(3)	9	(6)
Eighteen to Nineteen	5	(6)	3	(13)	4	(6)	40	(13)	29	(8)	33	(4)	17	(12)
Twenty to Twenty-one	5	(6)	1	(4)	3	(4)	20	(6)	30	(8)	60	(7)	7	(5)
Twenty-two to Twenty-four	6	(7)	3	(13)	6	(9)	33	(11)	32	(9)	67	(8)	10	(7)
Twenty-five to Twenty-nine	9	(11)	0	(0)	4	(6)	12	(4)	37	(10)	86	(11)	12	(8)
Thirty to Thirty-four	4	(5)	0	(0)	1	(1)	7	(2)	21	(6)	35	(4)	3	(2)
Thirty-five to Thirty-nine	3	(4)	0	(0)	1	(1)	2	(1)	9	(2)	17	(2)	3	(2)
Forty or Older	0	(0)	0	(0)	5	(7)	0	(0)	9	(2)	14	(2)	0	(0)
Unknown	7	(9)	5	(21)	5	(7)	41	(13)	60	(16)	290	(36)	23	(16)
Total	81	(100)	24	(100)	69	(100)	309	(100)	372	(100)	802	(100)	142	(100)

(continued)

INSTITUTION RELEASED FROM

AGE AT 1ST COURT APPEARANCE FOR NARCOTICS OFFENSE	LAN		LGW		NEC		NOR		OCC		PAR		PCC	
	N	%	N	%	N	%	N	%	N	%	N	%	N	%
Not Applicable	40	(33)	248	(65)	45	(40)	67	(37)	52	(38)	33	(43)	27	(55)
Fourteen or Younger	0	(0)	0	(0)	0	(0)	6	(3)	3	(2)	0	(0)	0	(0)
Fifteen to Seventeen	7	(6)	10	(3)	5	(4)	21	(12)	15	(11)	5	(7)	2	(4)
Eighteen to Nineteen	5	(4)	21	(5)	9	(8)	19	(11)	13	(9)	4	(5)	2	(4)
Twenty to Twenty-one	8	(7)	17	(4)	7	(6)	6	(3)	12	(9)	4	(5)	2	(4)
Twenty-two to Twenty-four	10	(8)	17	(4)	3	(3)	20	(11)	10	(7)	10	(13)	3	(6)
Twenty-five to Twenty-nine	10	(8)	34	(9)	9	(8)	7	(4)	4	(3)	9	(12)	3	(6)
Thirty to Thirty-four	8	(7)	13	(3)	5	(4)	3	(2)	2	(1)	3	(4)	3	(6)
Thirty-five to Thirty-nine	1	(1)	7	(2)	1	(1)	2	(1)	1	(1)	1	(1)	0	(0)
Forty or Older	4	(3)	3	(1)	2	(2)	1	(1)	1	(1)	1	(1)	0	(0)
Unknown	29	(24)	13	(3)	27	(24)	28	(16)	24	(18)	6	(8)	7	(14)
Total	122	(100)	383	(100)	113	(100)	180	(100)	137	(100)	76	(100)	49	(100)

(continued)

INSTITUTION RELEASED FROM

	PLY		SEC		SHI		SMD		WAL		WRK		TOTAL	
	N	%	N	%	N	%	N	%	N	%	N	%	N	%
AGE AT 1ST COURT APPEARANCE FOR NARCOTICS OFFENSE														
Not Applicable	41	(32)	120	(39)	84	(34)	27	(33)	57	(41)	17	(25)	1398	(36)
Fourteen or Younger	2	(2)	4	(1)	2	(1)	0	(0)	5	(4)	0	(0)	33	(1)
Fifteen to Seventeen	13	(10)	28	(9)	14	(6)	9	(11)	23	(17)	6	(9)	267	(7)
Eighteen to Nineteen	13	(10)	37	(12)	23	(9)	10	(12)	20	(14)	5	(7)	312	(8)
Twenty to Twenty-one	13	(10)	18	(6)	19	(8)	6	(7)	13	(9)	6	(9)	257	(7)
Twenty-two to Twenty-four	11	(8)	24	(8)	22	(9)	3	(4)	4	(3)	4	(6)	298	(8)
Twenty-five to Twenty-nine	6	(5)	15	(5)	24	(10)	6	(7)	3	(2)	9	(13)	299	(8)
Thirty to Thirty-four	3	(2)	7	(2)	11	(4)	6	(7)	1	(1)	5	(7)	141	(4)
Thirty-five to Thirty-nine	4	(3)	7	(2)	13	(5)	3	(4)	1	(1)	1	(1)	77	(2)
Forty or Older	2	(2)	3	(1)	6	(2)	3	(4)	0	(0)	4	(6)	58	(2)
Unknown	22	(17)	46	(15)	29	(12)	10	(12)	12	(9)	11	(16)	695	(18)
Total	130	(100)	309	(100)	247	(100)	83	(100)	139	(100)	68	(100)	3835	(100)

Furlough Program Participation

INSTITUTION RELEASED FROM

TYPES OF FURLOUGHS	BAY		BCC		BOS		CON		CRS		FRA		GAR	
	N	%	N	%	N	%	N	%	N	%	N	%	N	%
No Furloughs	73	(90)	23	(96)	59	(86)	290	(94)	289	(78)	788	(98)	131	(92)
Earned Furloughs Only	2	(2)	0	(0)	6	(9)	12	(4)	65	(17)	4	(0)	4	(3)
Emergency Escorted Furloughs Only	4	(5)	1	(4)	2	(3)	6	(2)	7	(2)	10	(1)	7	(5)
Both Earned and Emergency	2	(2)	0	(0)	2	(3)	1	(0)	11	(3)	0	(0)	0	(0)
Total	81	(100)	24	(100)	69	(100)	309	(100)	372	(100)	802	(100)	142	(100)

(continued)

INSTITUTION RELEASED FROM

TYPES OF FURLOUGHS	LAN		LGW		NEC		NOR		OCC		PAR		PCC	
	N	%	N	%	N	%	N	%	N	%	N	%	N	%
No Furloughs	111	(91)	374	(98)	107	(95)	159	(88)	127	(93)	49	(64)	42	(86)
Earned Furloughs Only	4	(3)	3	(1)	1	(1)	8	(4)	4	(3)	12	(16)	1	(2)
Emergency Escorted Furloughs Only	6	(5)	6	(2)	4	(4)	12	(7)	4	(3)	9	(12)	4	(8)
Both Earned and Emergency	1	(1)	0	(0)	1	(1)	1	(1)	2	(1)	6	(8)	2	(4)
Total	122	(100)	383	(100)	113	(100)	180	(100)	137	(100)	76	(100)	49	(100)

(continued)

INSTITUTION RELEASED FROM

TYPES OF FURLOUGHS	PLY		SEC		SHI		SMD		WAL		WRK		TOTAL	
	N	%	N	%	N	%	N	%	N	%	N	%	N	%
No Furloughs	123	(95)	295	(95)	211	(85)	75	(90)	129	(93)	60	(88)	3515	(92)
Earned Furloughs Only	2	(2)	5	(2)	2	(1)	2	(2)	1	(1)	2	(3)	140	(4)
Emergency Escorted Furloughs Only	5	(4)	8	(3)	31	(13)	5	(6)	9	(6)	6	(9)	146	(4)
Both Earned and Emergency	0	(0)	1	(0)	3	(1)	1	(1)	0	(0)	0	(0)	34	(1)
Total	130	(100)	309	(100)	247	(100)	83	(100)	139	(100)	68	(100)	3835	(100)

INSTITUTION RELEASED FROM

NUMBER OF EARNED FURLOUGHS	BAY		BCC		BOS		CON		CRS		FRA		GAR	
	N	%	N	%	N	%	N	%	N	%	N	%	N	%
No Earned Furloughs	77	(95)	24	(100)	61	(88)	296	(96)	296	(80)	798	(100)	138	(97)
One	2	(2)	0	(0)	0	(0)	0	(0)	7	(2)	1	(0)	1	(1)
2 to 5	0	(0)	0	(0)	0	(0)	3	(1)	28	(8)	1	(0)	2	(1)
6 to 10	2	(2)	0	(0)	0	(0)	5	(2)	19	(5)	1	(0)	0	(0)
11 to 15	0	(0)	0	(0)	0	(0)	2	(1)	12	(3)	0	(0)	1	(1)
16 to 20	0	(0)	0	(0)	0	(0)	0	(0)	3	(1)	1	(0)	0	(0)
21 to 30	0	(0)	0	(0)	1	(1)	3	(1)	2	(1)	0	(0)	0	(0)
31 to 50	0	(0)	0	(0)	3	(4)	0	(0)	4	(1)	0	(0)	0	(0)
51 to 100	0	(0)	0	(0)	1	(1)	0	(0)	0	(0)	0	(0)	0	(0)
101 or More	0	(0)	0	(0)	3	(4)	0	(0)	1	(0)	0	(0)	0	(0)
Total	81	(100)	24	(100)	69	(100)	309	(100)	372	(100)	802	(100)	142	(100)

(continued)

INSTITUTION RELEASED FROM

NUMBER OF EARNED FURLOUGHS	LAN		LGW		NEC		NOR		OCC		PAR		PCC	
	N	%	N	%	N	%	N	%	N	%	N	%	N	%
No Earned Furloughs	117	(96)	380	(99)	111	(98)	171	(95)	131	(96)	58	(76)	46	(94)
One	1	(1)	2	(1)	0	(0)	0	(0)	1	(1)	3	(4)	0	(0)
2 to 5	1	(1)	1	(0)	0	(0)	6	(3)	2	(1)	7	(9)	1	(2)
6 to 10	1	(1)	0	(0)	1	(1)	1	(1)	2	(1)	3	(4)	0	(0)
11 to 15	0	(0)	0	(0)	1	(1)	2	(1)	0	(0)	2	(3)	0	(0)
16 to 20	2	(2)	0	(0)	0	(0)	0	(0)	1	(1)	1	(1)	0	(0)
21 to 30	0	(0)	0	(0)	0	(0)	0	(0)	0	(0)	0	(0)	0	(0)
31 to 50	0	(0)	0	(0)	0	(0)	0	(0)	0	(0)	2	(3)	1	(2)
51 to 100	0	(0)	0	(0)	0	(0)	0	(0)	0	(0)	0	(0)	0	(0)
101 or More	0	(0)	0	(0)	0	(0)	0	(0)	0	(0)	0	(0)	1	(2)
Total	122	(100)	383	(100)	113	(100)	180	(100)	137	(100)	76	(100)	49	(100)

(continued)

INSTITUTION RELEASED FROM

NUMBER OF EARNED FURLOUGHS	PLY		SEC		SHI		SMD		WAL		WRK		TOTAL	
	N	%	N	%	N	%	N	%	N	%	N	%	N	%
No Earned Furloughs	128	(98)	303	(98)	242	(98)	80	(96)	138	(99)	66	(97)	3661	(95)
One	1	(1)	2	(1)	0	(0)	2	(2)	0	(0)	0	(0)	23	(1)
2 to 5	0	(0)	2	(1)	2	(1)	0	(0)	0	(0)	0	(0)	56	(1)
6 to 10	0	(0)	1	(0)	0	(0)	0	(0)	0	(0)	2	(3)	38	(1)
11 to 15	0	(0)	0	(0)	1	(0)	0	(0)	0	(0)	0	(0)	21	(1)
16 to 20	0	(0)	0	(0)	0	(0)	0	(0)	0	(0)	0	(0)	8	(0)
21 to 30	0	(0)	1	(0)	1	(0)	0	(0)	1	(1)	0	(0)	9	(0)
31 to 50	1	(1)	0	(0)	0	(0)	0	(0)	0	(0)	0	(0)	11	(0)
51 to 100	0	(0)	0	(0)	1	(0)	0	(0)	0	(0)	0	(0)	2	(0)
101 or More	0	(0)	0	(0)	0	(0)	1	(1)	0	(0)	0	(0)	6	(0)
Total	130	(100)	309	(100)	247	(100)	83	(100)	139	(100)	68	(100)	3835	(100)

INSTITUTION RELEASED FROM

	BAY		BCC		BOS		CON		CRS		FRA		GAR	
	N	%	N	%	N	%	N	%	N	%	N	%	N	%
EARNED FURLOUGH OUTCOMES														
No Earned Furloughs	77	(95)	24	(100)	61	(88)	296	(96)	296	(80)	798	(100)	138	(97)
All Successful	4	(5)	0	(0)	4	(6)	8	(3)	61	(16)	4	(0)	4	(3)
One or More Late Under Only	0	(0)	0	(0)	3	(4)	5	(2)	14	(4)	0	(0)	0	(0)
One or More Late Over or Escape	0	(0)	0	(0)	1	(1)	0	(0)	1	(0)	0	(0)	0	(0)
Both Late Under and Late Over or Escape	0	(0)	0	(0)	0	(0)	0	(0)	0	(0)	0	(0)	0	(0)
Total	81	(100)	24	(100)	69	(100)	309	(100)	372	(100)	802	(100)	142	(100)

(continued)

INSTITUTION RELEASED FROM

	LAN		LGW		NEC		NOR		OCC		PAR		PCC	
	N	%	N	%	N	%	N	%	N	%	N	%	N	%
EARNED FURLOUGH OUTCOMES														
No Earned Furloughs	117	(96)	380	(99)	111	(98)	171	(95)	131	(96)	58	(76)	46	(94)
All Successful	2	(2)	3	(1)	1	(1)	4	(2)	5	(4)	17	(22)	3	(6)
One or More Late Under Only	3	(2)	0	(0)	0	(0)	3	(2)	1	(1)	1	(1)	0	(0)
One or More Late Over or Escape	0	(0)	0	(0)	0	(0)	2	(1)	0	(0)	0	(0)	0	(0)
Both Late Under and Late Over or Escape	0	(0)	0	(0)	1	(1)	0	(0)	0	(0)	0	(0)	0	(0)
Total	122	(100)	383	(100)	113	(100)	180	(100)	137	(100)	76	(100)	49	(100)

(continued)

INSTITUTION RELEASED FROM

	PLY		SEC		SHI		SMD		WAL		WRK		TOTAL	
	N	%	N	%	N	%	N	%	N	%	N	%	N	%
EARNED FURLOUGH OUTCOMES														
No Earned Furloughs	128	(98)	303	(98)	242	(98)	80	(96)	138	(99)	66	(97)	3661	(95)
All Successful	2	(2)	5	(2)	4	(2)	2	(2)	1	(1)	2	(3)	136	(4)
One or More Late Under Only	0	(0)	1	(0)	1	(0)	1	(1)	0	(0)	0	(0)	33	(1)
One or More Late Over or Escape	0	(0)	0	(0)	0	(0)	0	(0)	0	(0)	0	(0)	4	(0)
Both Late Under and Late Over or Escape	0	(0)	0	(0)	0	(0)	0	(0)	0	(0)	0	(0)	1	(0)
Total	130	(100)	309	(100)	247	(100)	83	(100)	139	(100)	68	(100)	3835	(100)

INSTITUTION RELEASED FROM

	BAY		BCC		BOS		CON		CRS		FRA		GAR	
	N	%	N	%	N	%	N	%	N	%	N	%	N	%
NUMBER OF EMERGENCY ESCORTED FURLOUGHS														
No Emergency Escorted Furloughs	75	(93)	23	(96)	65	(94)	302	(98)	354	(95)	792	(99)	135	(95)
One	4	(5)	1	(4)	1	(1)	6	(2)	14	(4)	7	(1)	4	(3)
Two	2	(2)	0	(0)	2	(3)	0	(0)	3	(1)	2	(0)	3	(2)
Three	0	(0)	0	(0)	1	(1)	1	(0)	1	(0)	1	(0)	0	(0)
Four or More	0	(0)	0	(0)	0	(0)	0	(0)	0	(0)	0	(0)	0	(0)
Total	81	(100)	24	(100)	69	(100)	309	(100)	372	(100)	802	(100)	142	(100)

(continued)

INSTITUTION RELEASED FROM

	LAN		LGW		NEC		NOR		OCC		PAR		PCC	
	N	%	N	%	N	%	N	%	N	%	N	%	N	%
NUMBER OF EMERGENCY ESCORTED FURLOUGHS														
No Emergency Escorted Furloughs	115	(94)	377	(98)	108	(96)	167	(93)	131	(96)	61	(80)	43	(88)
One	6	(5)	3	(1)	4	(4)	10	(6)	5	(4)	5	(7)	4	(8)
Two	1	(1)	1	(0)	1	(1)	3	(2)	1	(1)	6	(8)	1	(2)
Three	0	(0)	1	(0)	0	(0)	0	(0)	0	(0)	3	(4)	0	(0)
Four or More	0	(0)	1	(0)	0	(0)	0	(0)	0	(0)	1	(1)	1	(2)
Total	122	(100)	383	(100)	113	(100)	180	(100)	137	(100)	76	(100)	49	(100)

(continued)

INSTITUTION RELEASED FROM

	PLY		SEC		SHI		SMD		WAL		WRK		TOTAL	
	N	%	N	%	N	%	N	%	N	%	N	%	N	%
NUMBER OF EMERGENCY ESCORTED FURLOUGHS														
No Emergency Escorted Furloughs	125	(96)	300	(97)	213	(86)	77	(93)	130	(94)	62	(91)	3655	(95)
One	2	(2)	5	(2)	21	(9)	5	(6)	7	(5)	3	(4)	117	(3)
Two	3	(2)	3	(1)	10	(4)	1	(1)	1	(1)	2	(3)	46	(1)
Three	0	(0)	1	(0)	1	(0)	0	(0)	0	(0)	1	(1)	11	(0)
Four or More	0	(0)	0	(0)	2	(1)	0	(0)	1	(1)	0	(0)	6	(0)
Total	130	(100)	309	(100)	247	(100)	83	(100)	139	(100)	68	(100)	3835	(100)

INSTITUTION RELEASED FROM

	BAY		BCC		BOS		CON		CRS		FRA		GAR	
	N	%	N	%	N	%	N	%	N	%	N	%	N	%
EMERGENCY ESCORTED FURLOUGH OUTCOMES														
No Emergency Escorted Furloughs	75	(93)	23	(96)	65	(94)	302	(98)	354	(95)	792	(99)	135	(95)
All Successful One or More Late Under Only	6	(7)	1	(4)	4	(6)	7	(2)	18	(5)	10	(1)	6	(4)
	0	(0)	0	(0)	0	(0)	0	(0)	0	(0)	0	(0)	1	(1)
Total	81	(100)	24	(100)	69	(100)	309	(100)	372	(100)	802	(100)	142	(100)

(continued)

INSTITUTION RELEASED FROM

EMERGENCY ESCORTED FURLOUGH OUTCOMES	LAN		LGW		NEC		NOR		OCC		PAR		PCC	
	N	%	N	%	N	%	N	%	N	%	N	%	N	%
No Emergency Escorted Furloughs	115	(94)	377	(98)	108	(96)	167	(93)	131	(96)	61	(80)	43	(88)
All Successful One or More Late Under Only	7	(6)	5	(1)	5	(4)	12	(7)	6	(4)	15	(20)	6	(12)
	0	(0)	1	(0)	0	(0)	1	(1)	0	(0)	0	(0)	0	(0)
Total	122	(100)	383	(100)	113	(100)	180	(100)	137	(100)	76	(100)	49	(100)

(continued)

INSTITUTION RELEASED FROM

	PLY		SEC		SHI		SMD		WAL		WRK		TOTAL	
	N	%	N	%	N	%	N	%	N	%	N	%	N	%
EMERGENCY ESCORTED FURLOUGH OUTCOMES														
No Emergency Escorted Furloughs	125	(96)	300	(97)	213	(86)	77	(93)	130	(94)	62	(91)	3655	(95)
All Successful One or More Late Under Only	5	(4)	9	(3)	33	(13)	6	(7)	9	(6)	5	(7)	175	(5)
	0	(0)	0	(0)	1	(0)	0	(0)	0	(0)	1	(1)	5	(0)
Total	130	(100)	309	(100)	247	(100)	83	(100)	139	(100)	68	(100)	3835	(100)

Glossary

Age at First Drug and Alcohol Court Appearances

"Not Applicable" means never charged with such offenses.

Court From Which Committed

Municipal Courts are lower courts of Suffolk County.

District Courts are lower courts of all other counties.

Drug Offenses

Class A includes heroin and morphine

Class B includes cocaine, opium, amphetamines and barbiturates.

Class C includes hallucinogens.

Class D includes marijuana.

Class E includes other prescription drugs.

Furlough Outcomes

Successful: returned to DOC facility within the designated number of hours.

Late Under: returned to DOC facility within two hours after designated time of return.

Late Over: declared escape, returned to DOC facility voluntarily within 24 hours of the designated time of return.

Escape: declared escape, did not return voluntarily within 24 hours of designated time of return.

Institution

BAY

Bay State Correctional Center.

BCC

Boston Correctional Center.

CON

MCI-Concord.

Glossary (Cont.)

Institution (cont.)

CRS	Correctional Residential Services. This consists of the privately run pre-release centers. See "Security Level Released from: Contract" in the glossary.
FRA	MCI-Framingham.
GAR	NCCI-Gardner.
LAN	Lancaster Pre-Release Center.
LGW	Longwood Treatment Center.
NEC	Northeastern Correctional Center.
NOR	MCI-Norfolk.
OCC	Old Colony Correctional Center.
PAR	Park Drive Pre-Release.
PCC	Pondville Correctional Center (formerly known as Norfolk Pre-Release Center).
PLY	MCI-Plymouth.
SEC	Southeastern Correctional Center.
SHI	MCI-Shirley.
SMD	South Middlesex Pre-Release Center.
WAL	MCI-Cedar Junction.
WRK	MCI-Warwick.

Known Drug Use

This information is obtained from the Probation Department report prepared on each individual. Persons are described as drug users if they: (a) describe themselves as one or, (b) have a history of court appearances for narcotics offenses.

Glossary (Cont.)

Minimum Sentence

Cases with no minimum term are county or reformatory sentences; parole eligibility is determined by Parole Board Regulations.

MSA

Metropolitan Statistical Area

Number of Charges for Various Offenses

The variables listed as "Charges for Person, Sex, Property, Escape, Alcohol and Drug Offenses" includes the present charges as well as all prior charges.

Number of Prior House of Correction Incarcerations

County incarcerations have a maximum sentence length of 2-1/2 years.

Present Offense

The most serious charge is listed if an individual is committed for more than one offense.

Person Offenses

Armed assault includes armed assaults in dwelling houses, assault and battery with dangerous weapon, and attempted murder;

Unarmed assault includes assault and assault and battery, and other assaults;

Sex Offenses

Rape of Minor includes rape of child, and rape of female under sixteen;

Assault w/int. rape minor includes indecent assault and battery on child under 14, and assault on female under 16 with intent to commit rape;

Glossary (Cont.)

Present Offense (cont.)

Drug Offenses

Controlled Substance includes the manufacturing, distribution, dispensing or possession with intent to manufacture, distribute or dispense a controlled substance, and mandatory drug offenses for possession:

- Class A consists of heroin and morphine;
- Class B consists of cocaine; opium, amphetamines, barbiturates and PCP,
- Class C consists of hallucinogens;
- Class D consists of marijuana;
- Class E consists of prescription drugs;
- No Class Specified means that the type of drug is not indicated by the sentence;

Other Drug includes being present where narcotic drugs are illegally kept.

Other Offenses

Weapons Offenses includes Bartley-Fox Gun Law violations;

Contempt of Court includes violation of a court order or violation of a restraining order;

Other includes jumping bail, contributing to the delinquency of a minor, tax evasion, violation of a civil ordinance, attempting to commit a crime, gaming, minor in possession of alcohol, unlawful possession of alcohol, and resisting arrest.

Glossary (Cont.)

Security Level Released From

Contract

The contract pre-release facilities (CRS) are: Hillside Pre-Release, Charlotte House, Another Chance, Faith House, Griffin House, Meridian House, Neil J. Houston House, Spectrum House, Brooke House, McGrath House, and Temporary Housing Program.

Time Served

Complex Sentence

Forthwith sentences, split sentences, from & after sentences or fines are categorized as complex sentences and are not included in the calculation of time served.

Type of Release

Discharge: A release from a sentence where statutory or earned good time has been applied to the release date.

Expiration: A release from a sentence where no statutory or earned good time has been applied to the release date.

Parole: A conditional release from prison where the inmate serves the remaining portion of his/her sentence supervised on parole.

Type of Sentence

One Sentence Only: simple sentence for one offense.

Concurrent: Sentences for multiple offenses are served at the same time.

Glossary (Cont.)

Type of Sentence (cont.)

Aggregate: Sentences for multiple offenses are served consecutively.

Fine: Offender was given a fine, but because of being unwilling or unable to pay, served time in prison.

Forthwith: Offender was previously incarcerated for another offense; present sentence superseded previous sentence.

From and after: Offender was previously incarcerated for another offense, present sentence began after termination of previous sentence.

Split: Sentence was divided into a term of incarceration followed by community supervision by the court.