



U.S. DEPARTMENT OF JUSTICE  
FEDERAL BUREAU OF INVESTIGATION  
WASHINGTON, D.C. 20535

013612



SUPREME COURT OF PENNSYLVANIA



ADMINISTRATIVE OFFICE OF PENNSYLVANIA COURTS  
317 THREE PENN CENTER PLAZA  
PHILADELPHIA, PENNSYLVANIA 19102

A. EVANS KEPHART  
COURT ADMINISTRATOR  
CARLILE E. KING  
DEPUTY COURT ADMINISTRATOR  
GERALD W. SPIVACK  
DEPUTY COURT ADMINISTRATOR  
DONALD DIEHL  
DEPUTY COURT ADMINISTRATOR

215 - MU 6-3578  
215 - LO 7 3071

To the Honorable Chief Justice and Justices  
of the Supreme Court:

Submitted herewith is the Fourth Annual Report of the Administrative Office of Pennsylvania Courts showing a comparative statistical compilation of the judicial case volume, as reported by the Courts of Common Pleas of the Commonwealth of Pennsylvania for the year 1973.

This report is intended to serve as a reference source for statistical information concerning the operation of the State's judicial system. It is not designed to furnish current data on the status of the calendars of the Courts of Common Pleas. The monthly statistical reports submitted to the Administrative Office of Pennsylvania Courts serve that purpose.

We again take this opportunity to acknowledge the fine assistance and cooperation extended to the Administrative Office by the judges and other court-related personnel whose reports provided the information used in this report.

Respectfully submitted,

A handwritten signature in cursive script that reads "A. Evans Kephart".

A. Evans Kephart  
Court Administrator of Pennsylvania

## TABLE OF CONTENTS

	Page
<b>I A REPORT ON THE CASE VOLUME . . . . .</b>	<b>1-3</b>
Report of Judicial Criminal Proceedings Form JCJS-301 . . . . .	4
Monthly Criminal Report Form SCA-101 . . . . .	5
Monthly Civil Report Form SCA-102 . . . . .	6
Monthly Miscellaneous Report Form SCA-103 . . . . .	7
An Overview of the State's Judicial Case Volume . . . . .	8-10
<b>II STATE TABLES</b>	
Judicial Case Volume 1970-1973 . . . . .	11
Disposition of Criminal and Civil Cases . . . . .	12-13
<b>III CASE VOLUME BY JUDICIAL DISTRICT</b>	
Criminal and Civil . . . . .	14-17
Arbitration, Divorce, Juvenile, Domestic Relations, Orphans' Court, Miscellaneous . . . . .	18-21
<b>IV INDIVIDUAL JUDICIAL DISTRICTS</b>	
1971-1972-1973 Caseload Comparison, Alphabetically Arranged . . . . .	22-81
<b>V ROSTER OF JUDGES . . . . .</b>	<b>82-86</b>
<b>VI DISTRICT COURTS — Judges . . . . .</b>	<b>87-89</b>
<b>VII JUDICIAL DISTRICT MAP . . . . .</b>	<b>90</b>

# A REPORT ON THE CASE VOLUME OF THE COURTS OF COMMON PLEAS OF THE COMMONWEALTH OF PENNSYLVANIA

## Responsibility to Collect Statistical Data

The Judiciary Article of the 1968 Constitution of the Commonwealth of Pennsylvania provides that the Supreme Court appoint a Court Administrator and staff as may be necessary and proper for the prompt and proper disposition of the business of all courts. One of the earliest functions of the Administrative Office was to design a reporting form and procedure to reflect the caseload volume of the courts of common pleas. This statistical information has been compiled for each of the sixty-seven counties since 1970. The reports are prepared monthly by court administrators, clerks of court, prothonotaries and their staffs. However, much of the information is often obtained from other related personnel, such as juvenile court officers, adult probation, district attorneys and domestic relations staff, judges' secretaries, and frequently from the judges themselves. It is through the efforts of these individuals that this report is made possible.

A major problem in developing forms and procedures which could be applicable for all courts was to achieve uniformity and standardization. This means that the unit of measure must be the same for purposes of comparison and analysis. By 1970 many courts had already established their own local reporting practices and were reluctant to change. However, the Rules of Judicial Administration promulgated by the Supreme Court require full and complete cooperation by all court-related personnel in furnishing information and statistical data to the Administrative Office, and set forth the procedure for enforcement where necessary. Seldom has it been necessary to resort to the use of these rules.

The Administrative Office is charged with the responsibility of reviewing the operation and efficiency of the judicial system (Pa. R.J.A. 504). This includes the examination of the administrative and business methods employed in the offices of the prothonotaries, clerks of courts and other officers serving the system. The collection, compilation and reporting of the statistical data on the caseload volume of the business of the courts is only one of the many and

varied duties performed by the Administrative Office in administering to the statewide unified court system.

The Administrative Office has published annual reports on judicial case volume since 1970. The statistical data in the reports is essential to ascertain the caseloads of each judicial district and determine whether the courts of common pleas are capable of meeting and handling the current problems imposed by our present-day society.

No attempt has been made to reflect the extent of judicial time consumed nor to give any weighted value to particular types of cases or actions. It does not include such judicial functions as pretrial petitions, motions, post-trial arguments, and the like. The report shows only the volume of those cases which require judicial courtroom time.

## Diversionsary Programs

If every civil and criminal case filed in the trial court today required individual judicial attention and decision, the entire judicial system would come to a halt. It long ago became apparent that the less serious type of litigation required substitute methods of disposition. For example, a civil case seeking recovery of a minimal amount should be adjudicated by some means other than taking the same amount of court time as required for cases involving much larger sums.

Pennsylvania has been in the forefront in its efforts to remove the less serious cases from the general trial stream through arbitration, and thus allow the courts to devote their attention to the more complex and difficult matters. Arbitration of civil cases had its beginning in Pennsylvania in 1836. At the present time, jurisdiction for compulsory arbitration is fixed at \$10,000 in counties of the first and second class and at \$5,000 in all other counties. While adoption of local arbitration rules is optional, only two counties in the state have failed to take advantage of this expeditious method of diverting

cases which otherwise would be tried by the courts.

In 1973 arbitration accounted for 8 per cent of civil dispositions in the state. The number of arbitration dispositions has increased from 15,735 in 1970 to 28,467 in 1973.

Diversionary programs have also been developed on the criminal side. There was a large percentage of defendants who were first offenders and had committed a non-violent, victimless type of crime, but who spent several months in being processed through the criminal justice system before being placed on probation. In many instances, rehabilitative efforts could have been more successful had the authorities been able to work with the individual at an earlier stage. A plan was developed in Philadelphia to take a defendant who qualified for the program and, after an "informal hearing" prior to indictment and upon satisfying the court that he was eligible for probation, he was immediately turned over to a probation officer without the necessity of a formal trial. If the individual satisfactorily completed his probation period, he was discharged without further action. If he violated his probation, he was indicted and stood trial. This program, known as the "pre-indictment program," became operative in several counties and, in 1972, the Supreme Court provided for a uniform statewide system labelled "Accelerated Rehabilitative Disposition," whereby the defendant may be diverted from the trial stream either prior to or subsequent to indictment and considered for probation. ARD programs are now used in all but seven counties and have accounted for 7 per cent (4,265 cases) of the criminal dispositions by courts of common pleas during 1973. (In addition the Philadelphia Municipal Court disposed of 7,975 ARD cases.)

## METHODOLOGY AND ANALYSIS

### Criminal Cases

In compiling the criminal statistics, the Administrative Office has collaborated with the Bureau of Criminal Justice Statistics in Harrisburg. That bureau and its predecessor have collected criminal dispositions of the Pennsylvania courts since 1848. The form used by the bureau requires that a report be filed on each defendant at the time the criminal transcript is received from the district justice and docketed in the clerk of court's office (see page 4). The additional portions of the form relate to the manner in which the defendant is tried, the ver-

dict and the sentence. There is a detailed report on each defendant which permits the bureau to analyze such information as age, sex, color, offense, representation, commitment, and time lapse between arrest, trial and sentencing. The authorization for the collection of this information by the bureau is set forth in Act 236 of July 31, 1968, P.L. 757, 17 P.S. §416.

The criminal report form designed by the Administrative Office (see page 5) does not require the above detailed information. It is intended to reflect only the number of defendants, with indictable offenses, brought into the judicial system, the manner in which they are tried, and the inventory of active defendant case records at the end of each month.

Each defendant involved in a single trial is a separate unit of count, regardless of the number of indictments or charges. The inception of the case for reporting purposes is the docketing of the transcript in the clerk of courts' office. The case is reported as a disposition when the defendant is sentenced, or, when defendant is acquitted, his case dismissed by the grand jury, or nol prossed. The sentence is part of the disposition and the report form is intended to reflect the manner in which the defendant was tried, not the result. Information as to trial dates, offenses, representation, prior record, fines and costs, probation, commitment, etc., are contained in the individual defendant disposition report filed monthly with the Bureau of Criminal Justice Statistics (Form JCJS-301).

At the end of each month the number of undisposed "active" defendants is divided into three categories: (a) defendants not indicted, (b) defendants indicted but not tried, and (c) defendants tried but not sentenced. Defendants who cannot be tried or sentenced within a reasonable period of time (i.e., those who are fugitives, in military service, or committed to mental institutions, etc.) are removed from the "active" inventory of open cases periodically. (See also Pennsylvania Rules of Criminal Procedure, Rule 1100, regarding "prompt trials.")

The monthly criminal report form also reflects the number of judges in the report month who were assigned to try criminal cases, as well as the number of visiting or senior judges so assigned. Each county is required to report the number of "trial days" in the report month, that is, an evidentiary hearing of record, as distinguished from judicial time on arguments, motions, pre-trial and post-trial petitions and sentencing. THE REPORT IS NOT INTENDED TO REFLECT TOTAL JUDICIAL TIME SPENT.

The criminal report form (SCA-101), together with the civil (SCA-102) and miscella-

neous (SCA-103) report forms, is filed with the Administrative Office by the tenth day of the following month.

### Civil Cases

The only statewide compilation of civil caseloads is made by the Administrative Office. The monthly civil report form (see page 6) covers specific types of action, such as assumpsit, general trespass, trespass involving motor vehicles, equity and other miscellaneous civil actions (e.g., ejectment, condemnation, mandamus, statutory civil appeals). In addition, arbitration and divorce actions are included on this form.

Since the vast majority of civil actions commenced never reach the trial stream, docketed cases are not counted until praeciped, or certified as being ready for trial. Once a case has been so placed at issue, it remains open and part of the "active" case inventory until it is tried, settled or transferred to an inactive status. The report reflects only the manner in which the case was disposed of, i.e., settled, tried by jury, stricken, or tried by court without jury. A case initially counted as ready for trial and transferred to an arbitration panel is considered as a "disposed" civil matter and re-entered as a "new" arbitration case.

Pa. R.J.A. 1901 requires all cases in which there has been no action for a period of two or more years to be terminated pursuant to local rules of court. Thus if a civil case is placed at issue and no action is taken after a prescribed period, it is removed from the "active" inventory. Docketed cases so removed which were never "at issue" have no effect on the inventory since they were not counted initially.

The civil report form also reflects the number of judges assigned and the civil trial days in the same manner as provided in the criminal report form.

### Miscellaneous Cases

This form covers post-conviction appeals, juvenile court cases, domestic relations court cases, custody court cases, mental health and adoption petitions, orphans' court audits and other miscellaneous court actions, including criminal appeals from district justices (see page 7). While the form and reporting procedure is simple, the application and interpretation by several reporting counties for comparison purposes is not entirely satisfactory. A new case or defendant is counted when the matter is scheduled for an evidentiary court hearing. It is only counted once, despite the fact that there may be other related ancillary proceedings.

The Bureau of Criminal Justice Statistics, in cooperation with the Juvenile Court Judges' Commission, has been collecting and compiling data on juveniles since January 1969. That program reflects the activities of each juvenile division of the court of common pleas. It includes "official" cases as well as "unofficial" cases. The Administrative Office reporting procedure includes only "official" cases, which are those instituted with petition and which require an evidentiary hearing and final adjudication hearing. It is considered and counted as one case.

The same reporting procedure applies to other miscellaneous actions where the case is reported when first scheduled for a court hearing. The local county probation offices -- adult, juvenile and domestic relations -- are encouraged to maintain detailed statistics and information regarding their internal operations, but only the judicial caseload is reflected in this report.

The miscellaneous form also requires that the number of judges assigned to hear "miscellaneous" matters be reported each month along with the total number of "court" days.

REPORT OF JUDICIAL CRIMINAL PROCEEDINGS

GJC-301 (5-73)  
(JCJS-301)

FOR OFFICIAL USE ONLY	

THE SUPREME COURT OF PENNSYLVANIA  
OFFICE OF THE STATE COURT ADMINISTRATOR

CRIMINAL REPORT

Report covers month of \_\_\_\_\_ 197\_\_

Court of Common Pleas  
\_\_\_\_\_ County

1. IDENTIFICATION	NAME (Last) _____ (First) _____		MALE <input type="checkbox"/>	WHITE <input type="checkbox"/>	AGE _____	DATE TRANSCRIPT _____	
			FEMALE <input type="checkbox"/>	NON-WHITE <input type="checkbox"/>			
	DATE	CHARGES	INDICTMENT NO.	TERM OF COURT	CRIMINAL CASE NO. - OF YEAR	LEAVE BLANK	
2. PROCEEDINGS	DATE	STEP	DETAILS (Give degree where applicable)			LEAVE BLANK	
		DISMISSALS	NOLLE PROSSED <input type="checkbox"/>	DEMURRER SUSTAINED <input type="checkbox"/>	BILL IGNORED - DISMISSED BY GRAND JURY <input type="checkbox"/>		
		FINAL PLEA	QUASHED OR DISMISSED <input type="checkbox"/>	OTHER (Specify) _____			
		TRIAL COMMENCED	NOT GUILTY <input type="checkbox"/>	NOT GUILTY <input type="checkbox"/>	GUilty OF _____		
		VERDICT	NOLO CONTENDERE <input type="checkbox"/>	BY JURY <input type="checkbox"/>	BY COURT <input type="checkbox"/>	GUilty OF _____	
3. SENTENCE	DATE	TYPE	DETAILS	TERM	FINES	COSTS	LEAVE BLANK
		STATE IMPRISONMENT	REGIONAL DIAGNOSTIC CLASSIFICATION CENTER <input type="checkbox"/>	MIN. YRS MOS DAYS			
			REGIONAL CORRECTIONAL FACILITY <input type="checkbox"/>	MAX. YRS MOS DAYS			
			CAMP HILL <input type="checkbox"/>				
			MUNCY <input type="checkbox"/>				
			OTHER (Specify) _____				
		COUNTY IMPRISONMENT	LOCAL JAIL <input type="checkbox"/>	MIN. YRS MOS DAYS			
		OTHER (Specify) _____	MAX. YRS MOS DAYS				
	PROBATION	STRAIGHT PROBATION <input type="checkbox"/>	SUSPENDED SENT. <input type="checkbox"/>	OR YRS MOS DAYS			
		SPECIAL PROBATION (Specify) _____					
		PROBATION WITHOUT VERDICT <input type="checkbox"/>					
	FINES AND COSTS ONLY	FINES ONLY <input type="checkbox"/>	FINES & COSTS <input type="checkbox"/>				
		COSTS ONLY <input type="checkbox"/>	FINES & COSTS SUSPENDED <input type="checkbox"/>				
	MISCELLANEOUS	DEATH PENALTY <input type="checkbox"/>	MENTAL HOSPITAL <input type="checkbox"/>				
		OTHER (Specify) _____					
	SENTENCE	CONSECUTIVE <input type="checkbox"/>					
		CONCURRENT <input type="checkbox"/>					
4. MISC.	DEFENSE COUNSEL		REMARKS				
	COURT APPOINTED <input type="checkbox"/>	PUBLIC DEFENDER <input type="checkbox"/>					
	PRIVATELY RETAINED <input type="checkbox"/>	SELF REPRESENTED <input type="checkbox"/>					
	PRESTOING JUDGE <input type="checkbox"/>						

NAME REPORTER _____	TITLE _____	COUNTY _____	DATE OF REPORT _____
---------------------	-------------	--------------	----------------------

- Defendants pending from last report \_\_\_\_\_
- Add - defendant transcripts received (indictable offenses only) \_\_\_\_\_
- Total (lines 1 and 2) \_\_\_\_\_
- Corrections or adjustments \_\_\_\_\_
- BALANCE - active defendants pending (line 3 plus or minus line 4) \_\_\_\_\_
- LESS - defendants disposed by
  - Guilty plea (and sentenced) \_\_\_\_\_
  - Jury trial waived (and sentenced) \_\_\_\_\_
  - Trial by jury (and sentenced) \_\_\_\_\_
  - Nolle Pros \_\_\_\_\_
  - Dismissed by Grand Jury \_\_\_\_\_
  - Probation under Deferred Disposition Program \_\_\_\_\_
  - Other (explain) \_\_\_\_\_
- BALANCE defendants pending (Forward to next month) (line 5 less line 6) \_\_\_\_\_
  - Defendants not indicted \_\_\_\_\_
  - Defendants indicted - not tried \_\_\_\_\_
  - Defendants tried - not sentenced \_\_\_\_\_

(Total of lines (a), (b), (c) equal balance on line 7)
- Number of Judges assigned criminal trials (exclude visiting or senior judges) \_\_\_\_\_
- Total TRIAL days for all regular judges \_\_\_\_\_
- Number of visiting or senior judges assigned for criminal trials \_\_\_\_\_
- Total TRIAL days for visiting and senior judges \_\_\_\_\_

REMARKS: \_\_\_\_\_

Print Name \_\_\_\_\_

Print Title \_\_\_\_\_

THE SUPREME COURT OF PENNSYLVANIA  
OFFICE OF THE STATE COURT ADMINISTRATOR

CIVIL REPORT

Report covers month of \_\_\_\_\_ 197\_\_

Court of Common Pleas \_\_\_\_\_ County

ACTIVE CASES	Trespass	Motor Vehicle	Assumps.	Equity	Arbitration	Divorce	Miscellaneous	TOTAL
1. Cases pending from last report								
2. ADD new cases ordered for trial or pre-trial								
3. LESS cases disposed (explain under section 5)								
4. BALANCE of active cases (forward to next month)								
EXPLANATION OF DISPOSED CASES (from line 3)								
5. a) Settled before trial								
b) Settled before verdict								
c) Trial by jury								
d) Trial without jury								
e) Stricken								
f) Transferred to Arbitration								
g) Other (explain under remarks)								
TOTAL (lines 5(a) through 5(g) same as line 3)								
6. Number of Judges assigned for civil trials (exclude visiting and senior judges)								
7. Total TRIAL days for all regular judges								
8. Number of visiting and senior judges assigned for civil trials								
9. Total TRIAL days for visiting and senior judges								

REMARKS: \_\_\_\_\_

\_\_\_\_\_  
Print Name  
\_\_\_\_\_  
Print Title

THE SUPREME COURT OF PENNSYLVANIA  
OFFICE OF THE STATE COURT ADMINISTRATOR

MISCELLANEOUS REPORT

Report covers month of \_\_\_\_\_ 197\_\_

Court of Common Pleas \_\_\_\_\_ County

	Post Conviction Appeals	Juvenile Court Cases	Domestic Relations Court Cases	Custody Court Cases	Mental Health Petitions	Adoption Petitions	Orphans Court Audits	Miscellaneous
1. Cases pending from last report								
2. PLUS new cases added this report month								
3. LESS cases disposed								
4. BALANCE of active cases (forward to next month)								
5. Total Judges assigned								
6. Total court days for all judges (report partial days as half days)								

REMARKS: \_\_\_\_\_

\_\_\_\_\_  
Print Name  
\_\_\_\_\_  
Print Title



# An Overview of the State's Judicial Case Volume

Since the inception of statewide statistical reporting procedures in 1970, the objective of the Administrative Office has been to analyze the data obtained in order to determine any major trends or changes in the courts' caseload requiring special attention. Proper management requires more than just the traditional compilation of the number of dispositions and number of cases pending. Each local court is encouraged to maintain detailed records of not only the total workload but also each case as it is processed through the judicial system. From this careful record keeping, the Administrative Office is able to determine reasonable time periods, to forecast the result of changes in practices and procedures and to identify trouble areas. Proper planning and effective caseload management are essential elements of an efficient justice system. The state statistics afford a comparable analysis between like judicial districts, but the ultimate responsibility for the management and movement of cases rests with the trial court.\*

## New Cases Entering the System

Since 1970 the total number of new cases listed for court hearings has shown a steady increase. Although it is too early to determine any significant trends, it appears that the overall input of new cases has leveled off at 243,000 cases.

The inception of criminal cases in the common pleas courts shows a decline in 1973 compared to the preceding year of over 4,000 defendants, or 6.7%. There was also a 13.7% drop (3,000) of new civil cases. There were increases of between 2,000 and 3,000 new cases in the areas of divorce (10%), juvenile (5%), and domestic relations (12%). While new arbitration cases remained constant during the past two years, the increase from 1970 to the present has been 27%. The increase in the arbitration limits has undoubtedly caused the above changes in the civil and arbitration input.

## Disposition of Cases

The total number of dispositions by courts of common pleas during the past four years jumped from 198,572 to 244,662, or 23.2%. The increase in the past year alone was 5.4%. Criminal dispositions have leveled off at 57,000

during the past two years, and civil dispositions at 20,000. There were marked increases in dispositions of divorce and juvenile cases in the past year.

The manner in which cases are disposed of has a tremendous effect upon the judicial system. When weak, unprovable cases can be screened out and less serious cases diverted from the trial stream, the impact on the remaining inventory is significant. Lengthy jury trials are generally more time consuming than waivers or settlements. The philosophy of an individual court is frequently reflected by the manner in which cases are processed through its judicial system.

The state as a whole disposes of criminal cases basically by the use of guilty pleas (41%), and next frequently by way of jury waivers (20%) and nol pros (16%). Only 5% of the criminal cases were disposed of by jury trial, and ARD accounted for 7%, grand jury dismissals 6%, and 5% were disposed of by miscellaneous means. The extent to which each local court of common pleas compares with these state averages provides interesting analysis.

A somewhat similar pattern is shown with civil dispositions. Forty-seven percent of the civil cases were settled prior to hearing, 11% were tried non-jury, 9% tried by jury, 8% transferred to arbitration, 6% settled prior to adjudication, 5% stricken, and 14% disposed of in miscellaneous other ways.

## Inventory of Cases

Aside from the concern that the number of dispositions must equal or exceed the input of new cases, the most significant factor in monitoring statistics is the trend in inventory. The number of inactive, stale or dormant cases can have a serious effect on the court's inventory. Pa. R.J.A. 1901 requires removal of such cases, and, by proper implementation of this rule, a more accurate picture can be obtained of the "active" case inventory for a particular local court system.

It is encouraging to note a reduction of 9.3% in this year's inventory as compared with last year. The greatest change was in criminal cases, where the inventory dropped 15.2% —

that is, from 32,829 to 27,853. Decreases were also reflected in juvenile cases (12.2%), civil cases (8.2%), divorce (7.9%) and arbitration (3.8%). Only domestic relations case inventory increased (12.1%).

The state inventory of criminal cases is unevenly divided among the fifty-nine judicial districts. Fifty-two of the districts account for 43.1% of the inventory. Of the remaining 56.9% Philadelphia accounts for 19.4%, Allegheny County 8.6%, Chester 8.4%, Montgomery 7.6%, Bucks 6.3%, Lancaster 3.6%, and Delaware 3%.

## Philadelphia Common Pleas Court

Because Philadelphia Common Pleas Court accounts for almost 20% of the state's inventory, a separate analysis was made of the impact of that court's workload on the state judicial system.

The decrease in criminal cases was more pronounced in Philadelphia as compared with state volume. Criminal dispositions remained almost constant, but the inventory of criminal cases at a state level dropped faster (17.6%) than when compared to state figures including Philadelphia (15.2%).

It is somewhat the same with civil cases, in that new cases declined more in Philadelphia than on a statewide level. The state, excluding Philadelphia, disposed of 3.6% more cases in 1973 than in the preceding year, whereas the increased state dispositions including Philadelphia was only 1.1%. The state's inventory of civil cases also declined at a much greater rate in the past year with Philadelphia excluded — 16.6% as compared with the decline including Philadelphia of only 8.2%.

Arbitration cases increased 4.5% exclusive of Philadelphia, but the total state increase was 0.7%. Arbitration dispositions were considerably higher without Philadelphia statistics (up 12.7%), but the total arbitration dispositions statewide dropped 4.3%. The state inventory of undisposed of arbitration matters dropped 3.8%, but without Philadelphia the inventory would have increased 4%.

The following chart is illustrative of the changes in 1973 as compared with 1972.

	Statewide Including Philadelphia	Statewide Excluding Philadelphia
<b>Criminal</b>		
Input (new cases)	- 6.7%	- 6.4%
Dispositions	+ 0.8%	+ 0.2%
Inventory	-15.2%	-17.6%
<b>Civil</b>		
Input (new cases)	12.8%	- 8.5%
Dispositions	+ 1.1%	+ 3.6%
Inventory	- 8.2%	-16.6%
<b>Arbitration</b>		
Input (new cases)	- 0.7%	+ 4.5%
Dispositions	- 4.3%	+12.9%
Inventory	- 3.8%	+ 4.0%

## Conclusion

On a statewide basis the inventory of undisposed of matters has decreased in almost every category. This is an extremely healthy indicator. Prospectively it is essential that improvements continue to be made, with particular emphasis on the development and use of scientific and technological methods.

A statistical analysis is an essential function of any efficiently managed court system. A constant review and planning of the court's operations include case intake and disposition over periods ranging from one day to a year; workload analysis in terms of case type, time intervals between stays in the dispositional process, and other relevant factors; availability and assignment of judicial and non-judicial personnel; and budget and fiscal review and projection. Statistics accurately compiled and properly analyzed can present a complete interpretation of the operations of the court, in a form that permits study of influential factors or variables affecting court workload and efficiency.\*

Accurate and informative statistical data should be maintained as an aid to efficient court administration and planning, and not as an end in themselves. The total judicial system and each

\*See National Advisory Commission on Criminal Justice Standards and Goals - Standard 9.4.

\*See American Bar Association Standards Relating to Court Organization, 1.63.

component local court within it should periodically evaluate its statistical reports, including their reliability, usefulness and cost. The operation and evaluation of court records and information systems should be continuously coordinated.\* They reflect the vitality of our court structure and form the basis upon which

any inadequacies in the system can be diagnosed. Appreciation is expressed to all court-related personnel for their cooperation in furnishing the statistical data contained in this report. Only through their continued cooperation and participation can future reports be meaningful and complete.

The twelve most populated judicial districts comprise over 62 per cent of the state's population but account for 72.4 per cent of the total inventory of criminal and civil cases.

	Percent of State Inventory	Percent of Judges	Percent of State Population
Philadelphia	28.5%	28.4%	16.5%
Allegheny	14.6%	13.7%	13.6%
Montgomery	6.0%	4.2%	5.3%
Delaware	2.6%	4.2%	5.1%
Bucks	5.1%	3.2%	3.5%
Westmoreland	1.7%	2.1%	3.2%
Luzerne	1.7%	2.5%	2.9%
Lancaster	2.2%	1.4%	2.7%
Berks	1.8%	1.8%	2.5%
Chester	5.4%	2.1%	2.4%
York	1.7%	1.8%	2.3%
Erie	1.1%	1.8%	2.2%
State Totals	72.4%	67.2%	62.2%

## COMMONWEALTH OF PENNSYLVANIA COURTS OF COMMON PLEAS

### JUDICIAL CASE VOLUME 1970 - 1973

	NEW CASES				DISPOSITIONS			
	1970	1971	1972	1973	1970	1971	1972	1973
CRIMINAL	61753	60125	61086	56995	55926	54978	57035	57492
CIVIL	23941	22201	22235	19293	20277	29967	20145	20478
ARBITRATION	20340	34463	27985	27782	15735	27797	29756	28467
DIVORCE	26098	28574	31320	33957	22581	26206	28016	33593
JUVENILE	28643	29242	24770	27094	27847	28798	24342	27483
DOMESTIC RELATIONS	40744	44874	35597	37614	37216	41231	35788	36927
ORPHANS' COURT AUDITS	15221	15558	18043	21127	14840	15275	17908	20963
POST CONV. APPEALS	-	-	678	547	-	-	686	500
CUSTODY	-	-	1716	2224	-	-	1758	2069
MENTAL HEALTH	-	-	5448	5505	-	-	5480	5412
ADOPTIONS	-	-	6344	6641	-	-	6322	6578
MISCELLANEOUS	4213	4162	5466	4536	4150	3942	5263	4700
TOTALS	220953	239199	240688	243315	198572	228194	232499	244662

	INVENTORY				CHANGE	
	1970	1971	1972	1973	72/73	%
CRIMINAL	26401	28941	32829	27853	-4976	-15.2%
CIVIL	26019	18037	20127	18486	-1641	- 8.2%
ARBITRATION	13836	20200	18429	17720	- 709	- 3.8%
DIVORCE	7251	9512	12816	11805	-1011	- 7.9%
JUVENILE	3555	3284	3712	3258	- 454	-12.2%
DOMESTIC RELATIONS	6691	5215	5024	5632	+ 608	+12.1%
ORPHANS' COURT AUDITS	1054	1420	1555	1490	- 65	- 4.2%
POST CONV. APPEALS	-	-	186	217	+ 31	+16.7%
CUSTODY	-	-	208	354	+ 146	+70.2%
MENTAL HEALTH	-	-	117	208	+ 91	+77.8%
ADOPTIONS	-	-	611	670	+ 59	+ 9.7%
MISCELLANEOUS	1494	2261	1282	1129	- 153	-11.9%
TOTALS	86301	88870	96896	88822	-8074	- 8.3%

\* See ABA Standards, supra, 1.61(c).

## COMMONWEALTH OF PENNSYLVANIA COURTS OF COMMON PLEAS

### DISPOSITIONS OF CRIMINAL CASES BY CATEGORY

CRIMINAL	1970	PERCENT OF TOTAL	1971	PERCENT OF TOTAL	1972	PERCENT OF TOTAL	1973	PERCENT OF TOTAL
GUILTY PLEAS	23889	43%	27006	50%	26843	47%	23874	41%
TRIED BY JURY	2470	4%	2397	5%	2878	5%	2738	5%
JURY WAIVED	15523	28%	11261	21%	12448	22%	11257	20%
NOL PROS	8482	16%	8036	14%	7643	13%	9076	16%
ARD <sup>(a)</sup>	—	—	—	—	1402	3%	4265 <sup>(c)</sup>	7%
GRAND JURY DISMISSAL	—	—	—	—	3652	6%	3454	6%
OTHER "DISPOSITIONS"	5562 <sup>(b)</sup>	9%	6278 <sup>(b)</sup>	10%	2169	4%	2828	5%
TOTALS	55926	100%	54978	100%	57035	100%	57492	100%

(a) Accelerated Rehabilitative Disposition.

(b) Includes Grand Jury dismissals.

(c) Exclusive of 7975 ARD cases in Philadelphia Municipal Court.

### DISPOSITIONS OF CIVIL CASES BY CATEGORY

CIVIL	1970	PERCENT OF TOTAL	1971	PERCENT OF TOTAL	1972	PERCENT OF TOTAL	1973	PERCENT OF TOTAL
NON JURY	1829	9%	3837	13%	2678	13%	2157	11%
JURY VERDICT	2002	10%	1993	6%	2113	10%	1905	9%
HEARING-SETTLED	1550	7%	1409	5%	1233	6%	1241	6%
SETTLEMENT	10748	53%	9293	31%	10031	50%	9662	47%
STRICKEN	1745	9%	972	3%	1335	7%	1075	5%
TRANSFERRED ARBITRATION	—	—	12463	42%	1452	7%	1538	8%
OTHER "DISPOSITIONS"	2403	12%	—	—	1503	7%	2935 <sup>(a)</sup>	14%
TOTALS	20277	100%	29967	100%	20345	100%	20513	100%

(a) Removals under Pa. R.J.A. 1901

# CRIMINAL AND CIVIL

## CASE VOLUME BY JUDICIAL DISTRICTS

COUNTY	PHILADELPHIA	ALLEGHENY	MONTGOMERY	DELAWARE	BURKS	WESTMORELAND	LUZERNE	LANCASTER	BERKS	CHESTER	YORK	ERIE	LEHIGH
AUTHORIZED JUDGESHIP'S POPULATION	81 1,948,609	39 1,605,016	12 623,799	12 600,035	9 415,056	6 376,935	7 342,301	4 319,693	5 296,382	6 278,311	5 272,603	5 263,654	5 255,304
CRIMINAL CASES													
Defendant Records Received	9945	8448	3459	2268	2537	1325	832	2245	1283	1489	1552	1376	1063
Defendant Records Disposed	10721	11150	2778	1776	2347	1066	738	2030	797	972	1273	1124	908
by Guilty Pleas	2961	1995	1923	831	1244	431	344	1522	453	522	842	736	546
Tried by Jury	462	205	156	85	80	44	12	133	60	79	140	80	88
Jury Waived	5697	3877	36	252	128	91	112	84	5	19	29	14	31
Nol Pros	1601	2050	521	277	378	232	78	266	50	285	217	205	107
A.R.D.	Mun.Ct.	1584	86	330	516	208	110	3	98	43	1	61	112
Other "Dispositions"	0	1439	56	1	1	60	82	22	131	24	44	28	24
Adjustments	732	-114	-377	-1206	-287	-73	-2	-90	-161	-482	-346	-426	-109
Grand Jury	137	935	204	73	103	164	184	17	39	23	207	40	73
1973 Inventory of Cases	5397	2397	2130	838	1753	499	93	1010	771	2328	516	365	383
1972 Inventory of Cases	5578	6148	2030	1625	1953	477	185	902	485	2316	790	579	410
Inventory Change	-181	-3751	100	-787	-200	22	-92	108	286	12	-274	-214	-27
CIVIL CASES (Trespass, Assumpsit, Equity & Misc.)													
New Cases Praeciped for Trial	4197	4800	1193	521	698	650	493	158	236	540	244	262	289
Dispositions	3731	4711	1006	691	540	661	934	184	267	817	195	272	264
by Non-jury Jury Verdict	386	463	51	65	114	46	117	9	60	131	8	27	65
Settlement	2431	2632	463	225	314	480	164	76	97	269	136	141	70
Hearing - Settled	263	323	92	40	6	67	43	22	6	25	15	42	10
Stricken	397	28	73	7	16	0	3	2	11	153	0	8	54
Other "Dispositions"	0	1020	197	233	18	0	507	39	32	182	24	0	27
Transfer to ARBITRATION	0	1011	117	30	49	6	0	3	7	14	1	26	30
1973 Inventory of Cases	7899	4367	629	352	607	287	708	63	47	154	253	138	127
1972 Inventory of Cases	7433	5289	559	552	498	304	1149	92	85	445	205	174	132
Inventory Change	466	-922	70	-200	109	-17	-441	-29	-38	-291	48	-36	-5

	LACKAWANNA	DAUPHIN	NORTHAMPTON	WASHINGTON	BEAVER	CAMBRIA	SCHUYLKILL	CUMBERLAND	FAYETTE	BLAIR	BUTLER	MERCER	LYCOMING	FRANKLIN	FULTON	LAWRENCE	LEBANON	CENTRE
	5 234,107	6 223,834	4 214,368	5 210,876	5 208,418	4 186,785	5 160,089	2 158,177	4 154,667	2 135,356	2 127,941	2 127,175	2 113,296	2 111,609	2 107,374	2 99,665	2 99,665	1 99,267
	629	1776	728	1047	696	763	575	860	584	719	546	541	725	619	288	466	579	
	318	1631	856	738	780	785	503	750	529	520	422	486	492	533	255	318	475	
	199	908	363	551	299	442	260	500	324	351	205	208	317	361	152	227	293	
	25	86	58	22	127	45	37	43	50	27	31	78	59	26	20	27	17	
	7	243	29	23	18	54	14	21	16	41	23	6	53	36	0	12	60	
	78	46	129	109	197	210	95	139	127	97	48	162	9	52	70	27	76	
	5	0	194	20	87	20	94	0	1	3	93	11	51	31	5	15	25	
	4	348	83	13	52	14	3	47	11	1	22	21	3	27	8	10	4	
	0	-5	-107	-111	-129	-53	-142	-22	-12	-636	-26	-4	-65	-142	-10	2	-51	
	215	69	15	135	37	30	25	46	97	18	25	60	100	17	50	4	7	
	513	592	258	738	241	289	403	238	605	289	224	208	407	205	143	321	178	
	417	521	508	675	491	394	498	196	659	744	151	217	339	278	170	175	132	
	96	71	-250	63	-250	-105	-95	42	-54	-455	73	-9	68	-73	-27	146	46	
	382	281	471	147	241	258	196	207	148	92	155	115	130	37	88	97	124	
	412	278	228	178	203	218	193	148	111	114	174	122	91	35	94	73	87	
	80	81	35	28	21	94	7	8	10	28	23	0	5	3	24	9	11	
	78	54	50	12	38	34	39	24	10	15	35	14	15	6	9	17	9	
	162	111	223	118	105	37	18	67	74	67	71	86	58	22	50	8	50	
	91	13	13	8	3	35	6	12	6	2	18	2	6	2	6	0	2	
	0	3	15	7	17	1	118	13	8	2	5	0	7	0	0	16	15	
	1	16	3	5	19	17	5	24	3	0	22	20	0	2	5	23	0	
	0	5	58	5	22	1	3	4	21	0	16	1	2	1	15	4	26	
	285	34	119	97	95	109	0	110	210	63	69	83	225	50	32	35	21	
	315	36	139	133	79	60	0	55	194	85	94	91	188	49	53	15	10	
	-30	-2	-20	-36	16	49	0	55	16	-22	-25	-8	37	1	-21	20	11	

# CRIMINAL AND CIVIL CASE VOLUME BY JUDICIAL DISTRICTS

COUNTY	NORTHUMBERLAND	CRAWFORD	INDIANA	SOMERSET	ARMSTRONG	CLEARFIELD	COLUMBIA	MONTGOMERY	VENANGO	BRADFORD	SNYDER UNION	MONROE PIKE	ADAMS	FORREST WARREN
AUTHORIZED JUDGESHIPS	2	2	2	2	1	1	1	1	1	1	2	1	1	
POPULATION	99,190	81,342	79,451	76,037	75,590	74,619	71,622	62,353	57,962	57,872	57,240	56,937	52,609	
<b>CRIMINAL CASES</b>														
Defendant Records Received	487	420	286	348	356	408	350	246	273	205	311	217	327	
Defendant Records Disposed	340	374	299	235	286	335	248	307	227	179	214	207	290	
by Guilty Pleas	257	228	201	148	169	242	164	46	148	86	118	132	204	
Tried by Jury	11	32	25	24	26	21	9	12	1	7	17	26	19	
Jury Waived	0	2	26	2	1	6	2	15	0	3	5	11	7	
Nol Pros	55	40	25	49	58	66	48	167	26	58	30	15	45	
A.R.D.	14	68	4	0	30	0	14	66	26	14	28	14	8	
Other "Dispositions"	3	4	18	12	2	0	11	1	26	11	16	9	9	
Adjustments	-108	-10	12	-42	0	-19	-66	-2	-6	-1	-66	-11	-16	
Grand Jury	15	13	13	16	28	21	8	12	18	14	31	7	6	
1973 Inventory of Cases	334	248	133	183	153	135	48	380	161	200	116	72	125	
1972 Inventory of Cases	310	225	147	128	111	102	20	455	139	189	116	80	110	
Inventory Change	24	23	-14	55	42	33	28	-75	22	11	0	-8	15	
<b>CIVIL CASES (Trespass Assumpsit, Equity &amp; Misc.)</b>														
New Cases Praeciped for Trial	35	84	69	106	63	159	117	45	151	51	111	43	66	
Dispositions	35	63	70	123	61	162	90	29	140	56	141	38	52	
by Non-Jury	1	7	1	2	5	10	1	4	9	3	4	6	0	
Jury Verdict	4	18	18	3	9	18	1	10	2	0	22	8	9	
Settlement	29	25	44	30	44	88	67	2	87	36	62	15	29	
Hearing - Settled	0	6	0	2	0	4	6	0	3	2	0	3	0	
Stricken	1	5	0	2	0	5	1	0	17	4	1	3	0	
Other "Dispositions"	0	2	7	84	3	37	14	13	57	11	52	3	14	
Transfer to ARBITRATION	4	2	1	5	0	5	3	0	13	3	0	0	1	
1973 Inventory of Cases	30	36	63	83	45	71	45	31	90	62	49	32	59	
1972 Inventory of Cases	34	17	65	105	43	79	21	15	92	70	79	27	46	
Inventory Change	-4	19	-2	-22	2	-8	24	16	-2	-8	-30	5	13	

	McKEAN	CARBON	JUNIATA PERRY	MIFFLIN	CAVERON ELK	JEFFERSON	BEDFORD	TIGGA	HUNTINGDON	CLARION	CLINTON	GREENE	SUSQUEHANNA	WAYNE	SULLIVAN WYOMING	POTTER
	1	1	1	1	1	1	1	1	1	1	1	1	1	1	1	1
	51,915	50,573	45,327	45,268	44,866	43,695	42,353	39,691	39,108	38,414	37,721	36,090	34,344	29,581	25,043	16,395
	187	129	146	231	163	167	254	276	197	179	204	184	96	170	137	78
	142	94	162	172	152	135	230	213	175	148	186	167	89	159	124	78
	99	43	61	133	99	115	117	74	106	118	110	106	66	71	71	32
	7	15	6	6	3	4	2	5	10	1	8	11	2	1	11	14
	1	10	35	0	2	0	51	17	2	1	10	2	0	0	14	1
	25	8	35	20	30	13	44	72	32	16	48	18	17	43	12	23
	7	17	10	6	16	3	4	41	22	5	3	26	3	0	9	2
	3	1	15	7	2	0	12	4	3	7	7	4	1	44	7	6
	-23	-10	32	-4	-2	-14	0	-6	-19	-26	-10	-14	0	0	11	-4
	4	8	5	9	0	6	3	13	5	6	5	8	7	19	4	1
	49	71	45	135	42	125	102	105	90	140	92	50	0	69	85	33
	31	54	34	89	33	113	81	61	92	141	89	55	0	77	65	38
	18	17	11	46	9	12	21	44	-2	-1	3	-5	0	-8	20	-5
	137	58	71	26	132	30	19	16	36	33	52	78	29	48	26	26
	74	41	64	24	121	22	22	11	30	64	70	70	24	40	24	36
	3	1	20	0	50	0	0	0	12	0	0	0	2	3	0	4
	13	5	1	1	0	12	2	4	2	6	1	4	6	14	1	4
	28	18	15	10	66	8	19	1	4	32	6	37	16	2	5	12
	9	0	1	3	1	0	0	2	0	9	2	5	0	1	0	3
	0	4	2	1	1	0	0	0	2	8	4	13	0	8	14	0
	21	13	25	9	3	2	1	4	10	9	57	11	0	12	4	13
	1	4	5	0	1	3	0	1	2	0	0	5	0	0	0	1
	98	21	73	17	76	24	29	9	9	16	15	19	30	65	13	8
	36	8	71	15	66	19	32	5	5	47	33	16	25	57	11	19
	62	13	2	2	10	5	-3	4	4	-31	-18	3	5	8	2	-11

# ARBITRATION, DIVORCE, JUVENILE, DOMESTIC RELATIONS, ORPHANS COURT AND MISCELLANEOUS CASE VOLUME BY JUDICIAL DISTRICTS

COUNTY	PHILADELPHIA	ALLEGHENY	MONTGOMERY	DELAWARE	BUCKS	WESTMORELAND	LUZERNE	LANCASTER	BERKS	CHESTER	YORK	ERIE	LEHIGH
AUTHORIZED JUDGESHIP POPULATION	81	39	12	12	9	6	7	4	5	6	5	5	5
	1,948,609	1,605,016	623,799	600,035	415,056	376,935	342,361	319,693	296,382	278,311	272,603	263,654	255,304
ARBITRATION													
New Cases Added	11987	8843	1105	766	633	537	118	160	190	231	227	224	308
Dispositions	13163	8072	1162	925	569	615	235	164	176	264	101	204	285
1973 Inventory of Cases	5668	8802	574	149	494	17	157	52	56	48	315	29	140
1972 Inventory of Cases	6844	8031	631	308	430	95	274	56	42	81	189	9	117
Inventory Change	-1176	771	-57	-159	64	-78	-117	-4	14	-33	126	20	23
JUVENILE													
New Cases Added	12476	3741	681	894	729	285	377	330	296	226	194	519	197
Dispositions	12502	3707	694	822	496	335	376	370	290	238	194	694	198
1973 Inventory of Cases	1036	528	21	247	421	15	10	142	8	12	0	0	1
1972 Inventory of Cases	1062	494	34	175	188	65	9	182	2	24	0	175	2
Inventory Change	-26	34	-13	72	233	-50	1	-40	6	-12	0	-175	-1
DOMESTIC RELATIONS													
New Cases Added	12360	4357	2542	1249	386	666	247	1152	929	698	1569	331	470
Dispositions	11380	4235	2394	1384	616	574	248	1084	882	947	1581	343	454
1973 Inventory of Cases	2497	374	445	131	96	129	8	98	59	476	11	0	38
1972 Inventory of Cases	1517	252	297	266	326	37	9	30	12	725	23	12	22
Inventory Change	980	122	148	-135	-230	92	-1	68	47	-249	-12	-12	16
DIVORCE													
New Cases Added	6125	4728	1650	1256	1107	850	834	951	877	752	953	951	670
Dispositions	5261	4303	1594	1191	1156	880	950	1011	1011	966	909	979	566
1973 Inventory of Cases	4143	425	879	763	490	90	324	165	46	227	467	176	414
1972 Inventory of Cases	3279	0	823	698	539	120	440	225	180	441	467	204	310
Inventory Change	864	425	56	65	-49	-30	-116	-60	-134	-214	44	-28	104
ORPHANS' COURT													
Audits Filed	7667	3353	1070	529	191	641	478	509	597	209	356	634	292
Audits Concluded	7730	3440	1070	536	221	396	470	518	576	216	361	634	299
1973 Inventory of Cases	49	186	0	134	43	245	74	63	24	27	3	1	30
1972 Inventory of Cases	112	273	0	141	73	0	66	72	3	34	8	1	37
Inventory Change	-63	-87	0	-7	-30	245	8	-9	21	-7	-5	0	-7
MISCELLANEOUS													
New Cases Added	2735	1140	1692	1019	891	581	436	429	626	751	655	671	463
Dispositions	2769	1045	1708	981	796	449	433	437	626	779	694	667	449
1973 Inventory of Cases	156	149	126	69	341	169	7	42	22	63	104	22	33
1972 Inventory of Cases	190	54	142	31	246	37	4	50	32	91	143	18	19
Inventory Change	-34	95	-16	38	95	132	3	-8	-10	-28	-39	4	14

	LACKAWANNA	DAUPHIN	NORTHAMPTON	WASHINGTON	BEAVER	CAMBRIA	SCHUYLKILL	CUMBERLAND	FAYETTE	BLAIR	BUTLER	MERCER	LYCOMING	FRANKLIN	FULTON	LAWRENCE	LEBANON	CENTRE
	5	6	4	5	5	4	5	2	4	2	2	2	2	2	2	2	2	1
	234,107	223,834	214,368	210,876	208,418	133,785	160,089	158,177	154,667	135,306	127,941	127,175	113,296	111,609	107,374	99,665	99,267	
	0	134	238	224	251	148	66	78	68	138	105	49	106	11	72	60	51	
	0	165	212	337	257	144	106	74	88	130	90	51	82	11	77	53	39	
	0	48	85	76	61	28	24	52	4	151	22	20	152	1	19	15	65	
	0	79	59	189	67	24	64	48	24	143	7	22	128	1	24	8	53	
	0	-31	26	-113	-6	4	-40	4	-20	8	15	-2	24	0	-5	7	12	
	187	347	508	168	135	151	213	205	162	450	251	408	308	231	18	63	40	
	187	331	508	176	140	174	260	205	162	631	247	408	380	244	18	61	40	
	0	55	0	28	12	0	15	0	0	192	11	0	107	29	2	2	0	
	0	39	0	36	17	23	62	0	0	373	7	0	179	42	2	0	0	
	0	16	0	-8	-5	-23	-47	0	0	-181	4	0	-72	-13	0	2	0	
	31	960	497	266	369	534	317	91	370	632	579	352	399	269	122	396	83	
	23	960	515	235	349	601	321	76	372	646	598	351	395	262	122	370	89	
	6	0	16	76	55	88	2	17	38	52	19	5	32	39	0	41	8	
	3	0	34	45	35	155	6	2	40	66	38	4	28	32	0	15	14	
	3	0	-18	31	20	-67	-4	15	-2	-14	-19	1	4	7	0	26	-6	
	534	889	798	528	464	373	377	496	380	360	328	420	518	217	325	378	251	
	515	977	1322	529	441	389	357	452	384	337	356	406	434	244	302	373	240	
	28	124	70	93	187	69	151	117	214	153	31	88	281	1	38	114	76	
	9	212	594	94	164	85	131	73	218	130	59	74	197	28	15	109	65	
	19	-88	-524	-1	23	-16	20	44	-4	23	-28	14	84	-27	23	5	11	
	172	392	149	415	319	197	208	253	218	1	227	2	2	141	177	188	129	
	176	423	139	387	319	194	202	228	179	0	227	4	4	150	175	186	126	
	12	11	27	211	0	23	19	50	117	1	0	4	3	6	4	4	14	
	16	42	17	183	0	20	13	25	78	0	0	6	5	15	2	2	11	
	-4	-31	10	28	0	3	6	25	39	1	0	-2	-2	-9	2	2	3	
	259	526	359	282	392	285	290	364	222	135	243	232	242	144	289	167	160	
	259	536	424	269	422	306	304	365	213	141	263	222	244	156	290	162	163	
	0	14	63	43	54	43	183	67	119	6	39	84	38	38	7	12	3	
	0	24	128	30	84	64	197	68	110	12	59	74	40	50	8	7	6	
	0	-10	-65	13	-30	-21	-14	-1	9	-6	-20	10	-2	-12	-1	5	-3	

## ARBITRATION, DIVORCE, JUVENILE, DOMESTIC RELATIONS, ORPHANS COURT AND MISCELLANEOUS CASE VOLUME BY JUDICIAL DISTRICTS

COUNTY	NORTHUMBERLAND	CRAWFORD	INDIANA	SOMERSET	ARMSTRONG	CLEARFIELD	COLUMBIA	MONTOUR	VENANGO	BRADFORD	SNYDER	UNION	MONROE	PIKE	ADAMS	FORREST	WARREN
AUTHORIZED JUDGESHIPS	2	2	2	2	1	1	1	1	1	1	2	1	1				
POPULATION	99,190	81,342	79,451	76,037	75,590	74,619	71,622	62,353	57,962	57,872	57,240	56,937	52,608				
ARBITRATION																	
New Cases Added	28	45	35	95	43	46	44	21	41	10	35	0	15				
Dispositions	32	35	42	64	41	44	25	16	48	7	54	0	13				
1973 Inventory of Cases	12	16	26	94	24	5	26	15	2	18	7	0	8				
1972 Inventory of Cases	16	6	33	63	22	3	7	10	9	15	26	0	6				
Inventory Change	-4	10	-7	31	2	2	19	5	-7	3	-19	0	2				
JUVENILE																	
New Cases Added	124	196	92	197	26	81	128	94	201	57	85	158	18				
Dispositions	120	196	90	163	26	156	129	61	331	50	94	146	20				
1973 Inventory of Cases	12	0	6	51	0	20	0	62	0	35	2	17	2				
1972 Inventory of Cases	8	0	4	17	0	95	1	29	130	28	11	5	4				
Inventory Change	4	0	2	34	0	-75	-1	33	-130	7	-9	12	-2				
DOMESTIC RELATIONS																	
New Cases Added	200	233	213	71	166	233	161	270	114	70	193	105	206				
Dispositions	192	265	230	101	173	275	150	235	114	69	242	98	204				
1973 Inventory of Cases	13	7	2	0	0	32	14	166	0	38	24	24	22				
1972 Inventory of Cases	5	39	19	30	7	74	3	131	0	37	73	17	20				
Inventory Change	8	-32	-17	-30	-7	-42	11	35	0	1	-49	7	2				
DIVORCE																	
New Cases Added	298	297	158	162	213	181	270	188	195	125	267	76	231				
Dispositions	284	286	168	145	221	188	278	283	313	125	211	107	223				
1973 Inventory of Cases	274	83	21	37	35	6	38	69	28	52	121	1	35				
1972 Inventory of Cases	260	72	31	20	43	13	46	164	146	52	65	32	27				
Inventory Change	14	11	-10	17	-8	-7	-8	-95	-118	0	56	-31	8				
ORPHANS' COURT																	
Audits Filed	192	160	4	141	0	0	3	8	151	102	36	134	1				
Audits Concluded	187	165	5	141	0	0	3	3	153	97	35	116	0				
1973 Inventory of Cases	15	1	0	0	0	0	0	5	1	15	9	18	1				
1972 Inventory of Cases	10	6	1	0	0	0	0	0	3	10	8	0	0				
Inventory Change	5	-5	-1	0	0	0	0	5	-2	5	1	18	1				
MISCELLANEOUS																	
New Cases Added	181	186	191	104	180	143	155	58	124	126	97	73	51				
Dispositions	175	186	188	88	172	120	155	53	126	106	104	55	49				
1973 Inventory of Cases	37	6	5	30	17	46	6	12	5	72	9	23	8				
1972 Inventory of Cases	31	6	2	14	9	23	6	7	7	52	16	5	6				
Inventory Change	6	0	3	16	8	23	0	5	-2	20	-7	18	2				

WAKEEN	CARBON	JUNIATA	PERRY	WIFFLIN	CAHERON	ELK	JEFFERSON	BEDFORD	TIOGA	HUNTINGDON	CLARKE	CLINTON	GREENE	SUSQUEHANNA	WAYNE	SULLIVAN	WYOMING	POTTER
1	1	1	1	1	1	1	1	1	1	1	1	1	1	1	1	1	1	1
51,415	50,573	45,327	45,268	44,166	43,095	45,353	39,641	39,108	38,411	37,721	36,090	34,311	29,581	25,043	25,043	16,395		
348	106	133	143	94	102	87	111	116	69	133	96	141	107	110	60			
283	93	173	136	99	89	82	117	111	101	129	99	146	98	99	71			
67	41	61	40	52	40	20	5	63	9	27	0	32	61	28	15			
2	28	101	33	57	27	15	11	58	41	23	3	37	52	17	26			
65	13	-40	7	-5	13	5	-6	5	-32	4	-3	-5	9	11	-11			
1	21	3	78	96	0	0	90	89	0	65	1	2	0	25	8			
0	21	2	76	96	0	0	97	80	0	65	1	2	0	22	10			
1	0	1	3	4	0	0	3	21	0	0	1	0	0	6	0			
0	0	0	1	4	0	0	10	12	0	0	1	0	0	3	2			
1	0	1	2	0	0	0	-7	9	0	0	0	0	0	3	-2			
91	70	63	73	140	61	83	92	112	24	60	105	14	41	43	32			
88	71	62	64	139	46	71	133	112	29	49	98	13	32	48	45			
4	8	12	12	9	25	26	10	0	8	11	27	3	17	9	5			
1	9	11	3	8	10	14	51	0	13	0	20	2	8	14	18			
3	-1	1	9	1	15	12	-41	0	-5	11	7	1	9	-5	-13			
25	58	7	1	30	17	1	9	6	4	10	15	0	2	2	9			
28	56	3	3	28	17	3	5	6	9	9	12	0	3	1	8			
7	9	11	38	17	18	10	0	9	2	2	6	0	9	1	4			
10	7	7	40	15	18	12	0	9	7	1	3	0	10	0	3			
-3	2	4	-2	2	0	-2	0	0	-5	1	3	0	-1	1	1			
58	133	61	36	71	1	32	126	18	11	22	74	53	72	57	22			
58	132	48	27	68	1	28	126	18	30	12	63	34	64	58	46			
4	1	21	9	3	1	9	25	0	12	11	20	25	13	1	2			
4	0	8	0	0	1	5	25	0	31	1	9	6	5	2	26			
0	1	13	9	2	0	4	0	0	-19	10	11	19	8	-1	-24			
195	368	153	318	86	59	135	218	116	87	92	93	74	77	24	61			
181	364	138	313	76	40	128	246	135	85	92	110	62	81	24	92			
30	15	67	32	28	45	58	40	0	48	0	23	16	22	6	4			
16	11	52	27	18	26	51	68	19	46	0	40	4	26	6	35			
14	4	15	5	10	19	7	-28	-19	2	0	-17	12	-4	0	-31			

**ADAMS COUNTY<sup>(a)</sup>**  
51st Judicial District

Population - 56,937

Authorized Judges - 1

	1971	1972	1973	Change	Percent of Change
<b>CRIMINAL CASES</b>					
Defendant Records Received	249	252	217	-35	-13%
Defendant Records Disposed	213	213	207	-6	-3%
by Guilty Pleas	163	150	132		
Tried by Jury	20	21	26		
Jury Waived	12	17	11		
Nol Pros	18	22	15		
ARD	-	0	14		
Other "Dispositions"	15	3	9		
Adjustments	-	-17	-11		
Grand Jury	-	5	7		
Inventory of Cases <sup>(d)</sup>	63	80	72	-8	-9%
Trial days	-	65	58		
Visiting Judge - trial days	-	7	0		
<b>CIVIL CASES (Trespass, Assumpsit, Equity &amp; Misc.)</b>					
New cases praeciped for trial	22	32	43	11	34%
Dispositions	27	19	38	19	100%
by Non-Jury	0	1	6		
Jury verdict	11	11	8		
Settlement	8	2	15		
Hearing-settled	5	4	3		
Stricken	3	1	3		
Other "Dispositions"	0	0	3		
Transfer to Arbitration	-	0	0		
Inventory of Cases	14	27	32	5	18%
Trial days	-	33	33		
Visiting Judge - trial days	-	6	6		
<b>ARBITRATION</b>					
New cases added		NONE			
Dispositions					
Inventory					
<b>JUVENILE</b>					
New cases scheduled	220	212	158	-54	-25%
Dispositions	217	214	146	-68	-31%
Inventory	7	5	17	12	239%
<b>DOMESTIC RELATIONS</b>					
New cases scheduled	129	143	105	-38	-26%
Dispositions	64	120	98	-22	-18%
Inventory	-	17	24	7	41%

<sup>(a)</sup> Combined with Fulton County in 1971.

**ALLEGHENY COUNTY**  
5th Judicial District

Population - 1,605,016

Authorized Judges - 39

	1971	1972	1973	Change	Percent of Change
<b>CRIMINAL CASES</b>					
Defendant Records Received	9280	11172	8448	-2724	-24%
Defendant Records Disposed	6485 <sup>(a)</sup>	9171 <sup>(a)</sup>	11150	1979	21%
by Guilty Pleas	1718	2428	1995		
Tried by Jury	187	204	205		
Jury Waived	3913	5356	3877		
Nol Pros	667	646	2050		
ARD	-	0	1584		
Other "Dispositions"	579	537	1439		
Adjustments	-	-1174	-114		
Grand Jury	-	1288	935		
Inventory of Cases	6609 <sup>(b)</sup>	6148 <sup>(b)</sup>	2397	-3751	-61%
Trial days	-	1699	2303		
Visiting Judge - trial days	-	376	52		
<b>CIVIL CASES (Trespass, Assumpsit, Equity &amp; Misc.)</b>					
New cases praeciped for trial	5314	5066	4800	-266	-5%
Dispositions	5231	4494	4711	217	4%
by Non-Jury	1936	607	463		
Jury verdict	302	188	245		
Settlement	2679	2578	2632		
Hearing-settled	299	259	323		
Stricken	15	19	28		
Other "Dispositions"	879	844	1020		
Transfer to Arbitration	-	669	1011		
Inventory of Cases	5386	5289	4367	-922	-17%
Trial days	-	1636	1323		
Visiting Judge - trial days	-	34	149		
<b>ARBITRATION</b>					
New cases added	8943	8656	8843	187	2%
Dispositions	10471	7430	8072	642	8%
Inventory	6805	8031	8802	771	9%
<b>JUVENILE</b>					
New cases scheduled	3119	3701	3741	40	1%
Dispositions	3248	3757	3707	-50	-1%
Inventory	550	494	528	34	6%
<b>DOMESTIC RELATIONS</b>					
New cases scheduled	4762	3069	4357	1288	42%
Dispositions	5221	3298	4235	937	29%
Inventory	481	252	374	122	48%

<sup>(a)</sup> Disposition includes defendants tried but not sentenced.

<sup>(b)</sup> Inventory excludes defendants not indicted.

GENERAL NOTE: Allegheny's statistical computation does not conform to the requirements established by the Administrative Office of the Pennsylvania Courts therefore uncertainty exists as to compatibility of the information submitted.



**ARMSTRONG COUNTY**  
33rd Judicial District

Population - 75,590

Authorized Judges - 1

	1971 <sup>(a)</sup>	1972 <sup>(a)</sup>	1973	Change	Percent of Change
<b>CRIMINAL CASES</b>					
Defendant Records Received	275	257	356	99	38%
Defendant Records Disposed	253	199	286	87	43%
by Guilty Pleas	117	129	169		
Tried by Jury	25	11	26		
Jury Waived	0	0	1		
Nol Pros	108	46	58		
ARD	3	13	30		
Other "Dispositions"	0	0	2		
Adjustments	0	0	0		
Grand Jury	17	17	28		
Inventory of Cases (d)	70	111	153	42	37%
Trial days	-	43	49		
Visiting Judge -- trial days	1	14	11		
<b>CIVIL CASES (Trespass, Assumpsit, Equity &amp; Misc.)</b>					
New cases praeciped for trial	44	57	63	6	10%
Dispositions	29	40	61	21	52%
by Non-Jury	4	11	5		
Jury verdict	17	7	9		
Settlement	8	21	44		
Hearing-settled	0	0	0		
Stricken	0	1	0		
Other "Dispositions"	0	0	3		
Transfer to Arbitration	3	3	0		
Inventory of Cases	29	43	45	2	4%
Trial days	-	13	52		
Visiting Judge - trial days	0	11	29		
<b>ARBITRATION</b>					
New cases added	35	37	43	6	16%
Dispositions	32	36	41	5	13%
Inventory	21	22	24	2	9%
<b>JUVENILE</b>					
New cases scheduled	10	10	26	16	160%
Dispositions	10	10	26	16	160%
Inventory	0	0	0	0	0%
<b>DOMESTIC RELATIONS</b>					
New cases scheduled	143	128	166	38	29%
Dispositions	148	130	173	47	36%
Inventory	9	7	0	-7	-100%

(a) 1971 and 1972 Statistics revised in 1973.

**BEAVER COUNTY**  
36th Judicial District

Population - 208,418

Authorized Judges - 5

	1971	1972	1973	Change	Percent of Change
<b>CRIMINAL CASES</b>					
Defendant Records Received	853	837	696	-141	-16%
Defendant Records Disposed	678	845	780	-65	-7%
by Guilty Pleas	341	408	299		
Tried by Jury	127	131	127		
Jury Waived	25	28	18		
Nol Pros	185	221	197		
ARD	-	0	87		
Other "Dispositions"	109	57	52		
Adjustments	-16	-19	-129		
Grand Jury	-	54	37		
Inventory of Cases	572	491	241	-250	-50%
Trial days	-	110	141		
Visiting Judge - trial days	-	3	0		
<b>CIVIL CASES (Trespass, Assumpsit, Equity &amp; Misc.)</b>					
New cases praeciped for trial	184	168	241	73	43%
Dispositions	186	232	203	-29	-12%
by Non-Jury	11	30	21		
Jury verdict	37	51	38		
Settlement	85	107	105		
Hearing-settled	16	7	3		
Stricken	37	31	17		
Other "Dispositions"	3	6	19		
Transfer to Arbitration	-	22	22		
Inventory of Cases	165	79	95	16	20%
Trial days	-	125	97		
Visiting Judge - trial days	-	0	0		
<b>ARBITRATION</b>					
New cases added	147	194	251	57	29%
Dispositions	123	254	257	3	2%
Inventory	127	67	61	-6	-8%
<b>JUVENILE</b>					
New cases scheduled	80	142	135	-7	-4%
Dispositions	97	151	140	-11	-7%
Inventory	26	17	12	-5	-29%
<b>DOMESTIC RELATIONS</b>					
New cases scheduled	961 <sup>(a)</sup>	429	369	-60	-13%
Dispositions	693	405	349	-56	-13%
Inventory	11	35	55	20	57%

(a) Included non-court hearings.

**BEDFORD COUNTY**  
57th Judicial District

Population - 42,353

Authorized Judges - 1

	1971	1972	1973	Change	Percent of Change
<b>CRIMINAL CASES</b>					
Defendant Records Received	211	178	254	76	42%
Defendant Records Disposed	182	194	230	36	18%
by Guilty Pleas	146	151	117		
Tried by Jury	2	0	2		
Jury Waived	11	26	51		
Nol Pros	23	14	44		
ARD	-	0	4		
Other "Dispositions"	6	3	12		
Adjustments	-	-4	0		
Grand Jury	-	10	3		
Inventory of Cases	111	81	102	21	25%
Trial days	-	36	54		
Visiting Judge - trial days	-	4	1		
<b>CIVIL CASES (Trespass, Assumpsit, Equity &amp; Misc.)</b>					
New cases praeciped for trial	13	25	19	-6	-23%
Dispositions	10	15	22	7	46%
by Non-Jury	0	0	0		
Jury verdict	4	0	2		
Settlement	2	14	19		
Hearing-settled	0	0	0		
Stricken	1	1	0		
Other "Dispositions"	3	0	1		
Transfer to Arbitration	-	6	0		
Inventory of Cases	26	32	29	-3	-9%
Trial days	-	0	6		
Visiting Judge - trial days	-	1	0		
<b>ARBITRATION</b>					
New cases added	6	22	1	-21	-95%
Dispositions	7	11	3	-8	-72%
Inventory	1	12	10	-2	-16%
<b>JUVENILE</b>					
New cases scheduled	22	25	32	7	27%
Dispositions	34	27	28	1	3%
Inventory	7	5	9	4	79%
<b>DOMESTIC RELATIONS</b>					
New cases scheduled	159	125	135	10	7%
Dispositions	139	123	128	5	4%
Inventory	49	51	58	7	13%

**BERKS COUNTY**  
23rd Judicial District

Population - 296,382

Authorized Judges - 5

	1971	1972	1973	Change	Percent of Change
<b>CRIMINAL CASES</b>					
Defendant Records Received	814	934	1283	349	37%
Defendant Records Disposed	647	721	797	76	10%
by Guilty Pleas	545	411	453		
Tried by Jury	23	59	60		
Jury Waived	4	6	5		
Nol Pros	75	72	50		
ARD	-	119	98		
Other "Dispositions"	148	54	131		
Adjustments	-	-46	-161		
Grand Jury	-	65	39		
Inventory of Cases	383	485	771	286	58%
Trial days	-	147	194		
Visiting Judge - trial days	-	8	27		
<b>CIVIL CASES (Trespass, Assumpsit, Equity &amp; Misc.)</b>					
New cases praeciped for trial	355	251	236	-15	-5%
Dispositions	302	376	267	-109	-28%
by Non-Jury	81	96	60		
Jury verdict	66	64	61		
Settlement	124	148	97		
Hearing-settled	12	13	6		
Stricken	19	30	11		
Other "Dispositions"	36	25	32		
Transfer to Arbitration	-	7	7		
Inventory of Cases	217	85	47	-38	-44%
Trial days	-	126	151		
Visiting Judge - trial days	-	0	3		
<b>ARBITRATION</b>					
New cases added	197	203	190	-13	-6%
Dispositions	166	186	176	-10	-5%
Inventory	25	42	56	14	33%
<b>JUVENILE</b>					
New cases scheduled	206	177	296	119	67%
Dispositions	213	179	290	111	62%
Inventory	4	2	8	6	300%
<b>DOMESTIC RELATIONS</b>					
New cases scheduled	1678	3318	929	-2389	-72%
Dispositions	1725	3314	882	-2432	-73%
Inventory	8	12	59	47	391%

**BLAIR COUNTY**  
24th Judicial District

Population - 135,356

Authorized Judges - 2

	1971	1972	1973	Change	Percent of Change
<b>CRIMINAL CASES</b>					
Defendant Records Received	799	830	719	-111	-13%
Defendant Records Disposed	663	584	520	-64	-10%
by Guilty Pleas	486	447	351		
Tried by Jury	29	20	27		
Jury Waived	77	48	41		
Nol Pros	71	63	97		
ARD	-	0	3		
Other "Dispositions"	43	6	1		
Adjustments	-	0	-636 <sup>(a)</sup>		
Grand Jury	-	20	18		
Inventory of Cases	518	744	289	-455	-61%
Trial days	-	162	142		
Visiting Judge - trial days	-	21	34		

**CIVIL CASES** (Trespass, Assumpsit, Equity & Misc.)

New cases praeciped for trial	167	153	92	-61	-39%
Dispositions	143	146	114	-32	-21%
by Non-Jury	34	74	28		
Jury verdict	7	4	15		
Settlement	81	64	67		
Hearing-settled	9	0	2		
Stricken	12	0	2		
Other "Dispositions"	4	4	0		
Transfer to Arbitration	-	0	0		
Inventory of Cases	78	85	63	-22	-25%
Trial days	-	130	115		
Visiting Judge - trial days	-	4	8		

**ARBITRATION**

New cases added	165	134	138	4	2%
Dispositions	93	108	130	22	20%
Inventory	117	143	151	8	5%

**JUVENILE**

New cases scheduled	539	527	450	-77	-14%
Dispositions	241	179	631 <sup>(b)</sup>	452	252%
Inventory	25	373	192	-181	-48%

**DOMESTIC RELATIONS**

New cases scheduled	592	591	632	41	6%
Dispositions	621	593	646	53	8%
Inventory	68	66	52	-14	-21%

(a) Reflects 232 cases removed under Pa. R.J.A. 1901 and 400 cases removed in District Attorney's office.  
(b) Reflects 472 unofficial cases removed.

**BRADFORD COUNTY**  
42nd Judicial District

Population - 57,962

Authorized Judges - 1

	1971	1972	1973	Change	Percent of Change
<b>CRIMINAL CASES</b>					
Defendant Records Received	259	240	273	33	13%
Defendant Records Disposed	203	188	227	39	20%
by Guilty Pleas	186	145	148		
Tried by Jury	2	0	1		
Jury Waived	0	0	0		
Nol Pros	15	17	26		
ARD	-	0	26		
Other "Dispositions"	45	26	26		
Adjustments	-	-17	-6		
Grand Jury	-	17	18		
Inventory of Cases	121	139	161	22	15%
Trial days	-	NOT REPORTED	11		
Visiting Judge - trial days	-	REPORTED	0		

**CIVIL CASES** (Trespass, Assumpsit, Equity & Misc.)

New cases praeciped for trial	89	94	151	57	61%
Dispositions	63	85	140	55	65%
by Non-Jury	18	16	9		
Jury verdict	0	8	2		
Settlement	45	57	52		
Hearing-settled	0	4	3		
Stricken	0	0	17		
Other "Dispositions"	4	0	57		
Transfer to Arbitration	-	0	13		
Inventory of Cases	83	92	90	-2	-3%
Trial days	-	76	47		
Visiting Judge - trial days	-	0	4		

**ARBITRATION**

New cases added	8	43	41	-2	-4%
Dispositions	3	39	48	9	23%
Inventory	5	9	2	-7	-77%

**JUVENILE**

New cases scheduled	244	210	201	-9	4%
Dispositions	244	241	331	90	37%
Inventory	161	130	0	-130	-100%

**DOMESTIC RELATIONS**

New cases scheduled	96	82	114	32	39%
Dispositions	93	85	114	29	34%
Inventory	3	0	0	0	-----%

**BUCKS COUNTY**  
7th Judicial District

Population - 415,056

Authorized Judges - 9

	1971	1972	1973	Change	Percent of Change
<b>CRIMINAL CASES</b>					
Defendant Records Received	2571	2660	2537	-123	-4%
Defendant Records Disposed	2015	2480	2347	-133	-5%
by Guilty Pleas	1456	1477	1244		
Tried by Jury	75	110	80		
Jury Waived	52	137	128		
Nol Pros	432	374	378		
ARD	-	382	516		
Other "Dispositions"	225	0	1		
Adjustments	-	-432	-287		
Grand Jury	-	161	103		
Inventory of Cases	2366	1953	1753	-200	-10%
Trial days	-	457	464		
Visiting Judge - trial days	-	0	0		
<b>CIVIL CASES (Trespass, Assumpsit, Equity &amp; Misc.)</b>					
New cases praeciped for trial	921	859	698	-161	-18%
Dispositions	755	716	540	-176	-24%
by Non-Jury	345	243	114		
Jury verdict	71	106	72		
Settlement	267	277	314		
Hearing-settled	20	16	6		
Stricken	42	27	16		
Other "Dispositions"	38	47	18		
Transfer to Arbitration	-	104	49		
Inventory of Cases	459	498	607	109	21%
Trial days	-	201	243		
Visiting Judge - trial days	-	0	0		
<b>ARBITRATION</b>					
New cases added	479	704	633	-71	-10%
Dispositions	364	512	569	57	11%
Inventory	238	430	494	64	14%
<b>JUVENILE</b>					
New cases scheduled	484	521	729	208	39%
Dispositions	426	416	496	80	19%
Inventory	83	188	421	233	123%
<b>DOMESTIC RELATIONS</b>					
New cases scheduled	1528	710	386	-324	-45%
Dispositions	1041	1051	616	-435	-41%
Inventory	667	326	96	-230	-70%

**BUTLER COUNTY**  
50th Judicial District

Population - 127,941

Authorized Judges - 2

	1971	1972	1973	Change	Percent of Change
<b>CRIMINAL CASES</b>					
Defendant Records Received	450	366	546	180	49%
Defendant Records Disposed	386	414	422	8	1%
by Guilty Pleas	283	223	205		
Tried by Jury	39	30	31		
Jury Waived	14	12	23		
Nol Pros	50	36	48		
ARD	-	88	93		
Other "Dispositions"	73	25	22		
Adjustments	-	-95	-26		
Grand Jury	-	38	25		
Inventory of Cases	332	151	224	73	48%
Trial days	-	42	86		
Visiting Judge - trial days	-	7	5		
<b>CIVIL CASES (Trespass, Assumpsit, Equity &amp; Misc.)</b>					
New cases praeciped for trial	130	166	165	-1	-0%
Dispositions	141	183	174	-9	-4%
by Non-Jury	26	17	23		
Jury verdict	32	41	35		
Settlement	82	75	71		
Hearing-settled	1	21	18		
Stricken	0	3	5		
Other "Dispositions"	25	26	22		
Transfer to Arbitration	-	14	16		
Inventory of Cases	125	94	69	-25	-26%
Trial days	-	89	102		
Visiting Judge - trial days	-	5	2		
<b>ARBITRATION</b>					
New cases added	83	82	105	23	28%
Dispositions	80	93	90	-3	-3%
Inventory	18	7	22	15	214%
<b>JUVENILE</b>					
New cases scheduled	129	189	251	62	32%
Dispositions	127	187	247	60	32%
Inventory	5	7	11	4	57%
<b>DOMESTIC RELATIONS</b>					
New cases scheduled	493	471	579	108	22%
Dispositions	496	469	598	129	27%
Inventory	37	38	19	-19	-50%

**CAMBRIA COUNTY**  
47th Judicial District

Authorized Judges - 4

Population - 186,785

	1971	1972	1973	Change	Percent of Change
<b>CRIMINAL CASES</b>					
Defendant Records Received	611	841	763	-78	-9%
Defendant Records Disposed	752	593	785	192	32%
by Guilty Pleas	374	380	442		
Tried by Jury	28	37	45		
Jury Waived	10	27	54		
Nol Pros	340	147	210		
ARD	-	0	20		
Other "Dispositions"	22	2	14		
Adjustments	-	-70 <sup>(a)</sup>	-53 <sup>(a)</sup>		
Grand Jury	-	26	30		
Inventory of Cases	242	394	289	-105	-26%
Trial days	-	134	311		
Visiting Judge - trial days	-	1	0		
<b>CIVIL CASES (Trespass, Assumpsit, Equity &amp; Misc.)</b>					
New cases praeciped for trial	244	173	268	95	54%
Dispositions	208	310	218	-92	-29%
by Non-Jury	0	115	94		
Jury verdict	17	43	34		
Settlement	163	99	37		
Hearing-settled	0	27	35		
Stricken	28	0	1		
Other "Dispositions"	0	26	17		
Transfer to Arbitration	-	2	1		
Inventory of Cases	199	60	109	49	81%
Trial days	-	113	229		
Visiting Judge - trial days	-	0	21		
<b>ARBITRATION</b>					
New cases added	116	144	148	4	2%
Dispositions	124	171	144	-27	-15%
Inventory	51	24	28	4	16%
<b>JUVENILE</b>					
New cases scheduled	235	142 <sup>(b)</sup>	151	9	6%
Dispositions	259	301	174	-127	-42%
Inventory	182	23	0	-23	-100%
<b>DOMESTIC RELATIONS</b>					
New cases scheduled	508	452	534	82	19%
Dispositions	477	470	601	131	28%
Inventory	173	155	88	-67	-43%

(a) Reflects fugitives and inactive cases removed from inventory.  
(b) Reflects a change in reporting procedure in 1972 and adjustments.

**CAMERON-ELK COUNTY**  
59th Judicial District

Authorized Judges - 1

Population - 44,866

	1971	1972	1973	Change	Percent of Change
<b>CRIMINAL CASES</b>					
Defendant Records Received	168	141	163	22	15%
Defendant Records Disposed	152	129	152	23	17%
by Guilty Pleas	110	88	99		
Tried by Jury	6	5	3		
Jury Waived	3	1	2		
Nol Pros	33	26	30		
ARD	-	9	16		
Other "Dispositions"	3	0	2		
Adjustments	-	0	-2		
Grand Jury	-	0	0		
Inventory of Cases	21	33	42	9	27%
Trial days	-	44	49		
Visiting Judge - trial days	-	1	2		
<b>CIVIL CASES (Trespass, Assumpsit, Equity &amp; Misc.)</b>					
New cases praeciped for trial	122	151	132	-19	-12%
Dispositions	122	110	121	11	9%
by Non-Jury	29	27	50		
Jury verdict	3	4	0		
Settlement	88	77	66		
Hearing-settled	2	0	1		
Stricken	0	1	1		
Other "Dispositions"	0	1	3		
Transfer to Arbitration	-	7	1		
Inventory of Cases	32	66	76	10	15%
Trial days	-	48	54		
Visiting Judge - trial days	-	3	1		
<b>ARBITRATION</b>					
New cases added	30	35	30	-5	-14%
Dispositions	26	33	28	-5	-15%
Inventory	13	15	17	2	13%
<b>JUVENILE</b>					
New cases scheduled	49	35	71	36	102%
Dispositions	49	35	68	33	94%
Inventory	0	0	3	3	-----%
<b>DOMESTIC RELATIONS</b>					
New cases scheduled	93	75	86	11	14%
Dispositions	84	76	76	0	0%
Inventory	19	18	28	10	55%

**CARBON COUNTY**  
56th Judicial District

Population - 50,573

Authorized Judges - 1

	1971	1972	1973	Change	Percent of Change
<b>CRIMINAL CASES</b>					
Defendant Records Received	145	115	129	14	12%
Defendant Records Disposed	138	105	94	-11	-10%
by Guilty Pleas	82	59	43		
Tried by Jury	21	9	15		
Jury Waived	12	6	10		
Nol Pros	23	10	8		
ARD	-	11	17		
Other "Dispositions"	14	10	1		
Adjustments	-	-18	-10		
Grand Jury	-	9	8		
Inventory of Cases	71	54	71	17	31%
Trial days	-	29	36		
Visiting Judge - trial days	-	2	0		
<b>CIVIL CASES (Trespass, Assumpsit, Equity &amp; Misc.)</b>					
New cases praeciped for trial	48	42	58	16	38%
Dispositions	28	52	41	-11	-22%
by Non-Jury	2	9	1		
Jury verdict	3	7	5		
Settlement	3	21	18		
Hearing-settled	12	0	0		
Stricken	8	9	4		
Other "Dispositions"	4	6	13		
Transfer to Arbitration	-	9	4		
Inventory of Cases	27	8	21	13	162%
Trial days	-	16	28		
Visiting Judge - trial days	-	0	0		
<b>ARBITRATION</b>					
New cases added	53	56	58	2	3%
Dispositions	51	55	56	1	1%
Inventory	6	7	9	2	28%
<b>JUVENILE</b>					
New cases scheduled	95	91	133	42	46%
Dispositions	95	93	132	39	41%
Inventory	2	0	1	1	----- %
<b>DOMESTIC RELATIONS</b>					
New cases scheduled	375	329	368	39	11%
Dispositions	385	322	364	42	13%
Inventory	4	11	15	4	36%

**CENTRE COUNTY**  
49th Judicial District

Population - 99,267

Authorized Judges - 1

	1971	1972	1973	Change	Percent of Change
<b>CRIMINAL CASES</b>					
Defendant Records Received	620	554	579	25	4%
Defendant Records Disposed	524	480	475	-5	-1%
by Guilty Pleas	382	329	293		
Tried by Jury	15	21	17		
Jury Waived	62	46	60		
Nol Pros	65	58	76		
ARD	-	18	25		
Other "Dispositions"	26	8	4		
Adjustments	-	-68	-51		
Grand Jury	-	6	7		
Inventory of Cases	132	132	178	46	34%
Trial days	-	45	31		
Visiting Judge - trial days	-	4	7		
<b>CIVIL CASES (Trespass, Assumpsit, Equity &amp; Misc.)</b>					
New cases praeciped for trial	78	102	124	22	21%
Dispositions	62	96	87	-9	-9%
by Non-Jury	13	20	11		
Jury verdict	8	13	9		
Settlement	37	48	50		
Hearing-settled	2	10	2		
Stricken	2	5	15		
Other "Dispositions"	12	0	0		
Transfer to Arbitration	-	9	26		
Inventory of Cases	13	10	21	11	109%
Trial days	-	28	13		
Visiting Judge - trial days	-	14	15		
<b>ARBITRATION</b>					
New cases added	54	53	51	-2	-3%
Dispositions	54	49	39	-10	-20%
Inventory	49	53	65	12	22%
<b>JUVENILE</b>					
New cases scheduled	34	50	40	-10	-19%
Dispositions	34	53	40	-13	-24%
Inventory	3	0	0	0	----- %
<b>DOMESTIC RELATIONS</b>					
New cases scheduled	238	104	83	-21	-20%
Dispositions	259	96	89	-7	-7%
Inventory	6	14	8	-6	-2%

**CHESTER COUNTY**  
15th Judicial District

Population - 278,311

Authorized Judges - 6

	1971	1972	1973	Change	Percent of Change
<b>CRIMINAL CASES</b>					
Defendant Records Received	1604	1733	1489	-244	-14%
Defendant Records Disposed	839	958	972	14	1%
by Guilty Pleas	656	710	522		
Tried by Jury	75	100	79		
Jury Waived	26	22	19		
Nol Pros	82	108	285		
ARD	-	0	43		
Other "Dispositions"	55	18	24		
Adjustments	-	198	-482 <sup>(a)</sup>		
Grand Jury	-	25	23		
Inventory of Cases	1368	2316	2328	12	0%
Trial days	-	305	319		
Visiting Judge - trial days	-	101	36		
<b>CIVIL CASES (Trespass, Assumpsit, Equity &amp; Misc.)</b>					
New cases praeciped for trial	439	701	540	-161	-22%
Dispositions	363	640	817	177	27%
by Non-Jury	45	146	131		
Jury verdict	66	59	57		
Settlement	189	332	269		
Hearing-settled	4	10	25		
Stricken	59	91	153		
Other "Dispositions"	36	2	182 <sup>(a)</sup>		
Transfer to Arbitration	-	21	14		
Inventory of Cases	405	445	154	-291	-65%
Trial days	-	152	76		
Visiting Judge - trial days	-	44	27		
<b>ARBITRATION</b>					
New cases added	183	215	231	16	7%
Dispositions	222	245	264	19	7%
Inventory	111	81	48	-33	-40%
<b>JUVENILE</b>					
New cases scheduled	248	253	226	-27	-10%
Dispositions	234	263	238	-25	-9%
Inventory	34	24	12	-12	-50%
<b>DOMESTIC RELATIONS</b>					
New cases scheduled	597	682	698	16	2%
Dispositions	497	547	947 <sup>(a)</sup>	400	73%
Inventory	590	725	476	-249	-34%

(a) Includes 115 criminal cases, 180 civil cases and 346 domestic relations cases removed under Pa. R.J.A. 1901 respectively.

**CLARION COUNTY**  
18th Judicial District

Population - 38,414

Authorized Judges - 1

	1971	1972	1973	Change	Percent of Change
<b>CRIMINAL CASES</b>					
Defendant Records Received	302	278	179	-99	-35%
Defendant Records Disposed	251	210	148	-62	-29%
by Guilty Pleas	222	188	118		
Tried by Jury	7	8	1		
Jury Waived	2	1	1		
Nol Pros	20	9	16		
ARD	-	0	5		
Other "Dispositions"	26	4	7		
Adjustments	-	-3	-26		
Grand Jury	-	6	6		
Inventory of Cases	82	141	140	-1	-0%
Trial days	-	30	14		
Visiting Judge - trial days	-	1	0		
<b>CIVIL CASES (Trespass, Assumpsit, Equity &amp; Misc.)</b>					
New cases praeciped for trial	44	33	33	0	0%
Dispositions	23	15	64	49	326%
by Non-Jury	21	0	0		
Jury verdict	0	6	6		
Settlement	0	2	32		
Hearing-settled	0	1	9		
Stricken	2	2	8		
Other "Dispositions"	19	4	9		
Transfer to Arbitration	-	0	0		
Inventory of Cases	29	47	16	-31	-65%
Trial days	-	26	30		
Visiting Judge - trial days	-	18	0		
<b>ARBITRATION</b>					
New cases added	7	3	4	1	33%
Dispositions	2	1	9	8	800%
Inventory	5	7	2	-5	-71%
<b>JUVENILE</b>					
New cases scheduled	96	79	11	-68	-86%
Dispositions	91	59	30	-29	-49%
Inventory	11	31	12	-19	-61%
<b>DOMESTIC RELATIONS</b>					
New cases scheduled	72	63	87	24	38%
Dispositions	66	33	85	52	157%
Inventory	16	46	48	2	4%

**CLEARFIELD COUNTY**  
46th Judicial District

Population - 74,619

Authorized Judges - 1

	1971	1972	1973	Change	Percent of Change
<b>CRIMINAL CASES</b>					
Defendant Records Received	446	467	408	-59	-12%
Defendant Records Disposed	400	446	335	-111	-24%
by Guilty Pleas	314	359	242		
Tried by Jury	18	10	21		
Jury Waived	6	0	6		
Nol Pros	62	70	66		
ARD	-	0	0		
Other "Dispositions"	34	7	0		
Adjustments	-	-18	-19		
Grand Jury	-	18	21		
Inventory of Cases	117	102	135	33	32%
Trial days	-	65	76		
Visiting Judge - trial days	-	6	11		
<b>CIVIL CASES (Trespass, Assumpsit, Equity &amp; Misc.)</b>					
New cases praeciped for trial	69	218	159	-59	-27%
Dispositions	62	192	162	-30	-15%
by Non-Jury	8	11	10		
Jury verdict	15	18	18		
Settlement	29	136	88		
Hearing-settled	9	17	4		
Stricken	1	2	5		
Other "Dispositions"	3	8	37		
Transfer to Arbitration	-	10	5		
Inventory of Cases	63	79	71	-8	-10%
Trial days	-	65	53		
Visiting Judge - trial days	-	5	18		
<b>ARBITRATION</b>					
New cases added	14	25	46	21	83%
Dispositions	16	26	44	18	69%
Inventory	4	3	5	2	66%
<b>JUVENILE</b>					
New cases scheduled	116	105	81	-24	-22%
Dispositions	76	88	156	68	77%
Inventory	78	95	20	-75	-78%
<b>DOMESTIC RELATIONS</b>					
New cases scheduled	95	174	233	59	33%
Dispositions	110	197	275	78	39%
Inventory	97	74	32	-42	-56%

**CLINTON COUNTY**  
25th Judicial District

Population - 37,721

Authorized Judges - 1

	1971	1972	1973	Change	Percent of Change
<b>CRIMINAL CASES</b>					
Defendant Records Received	229	212	204	-8	-3%
Defendant Records Disposed	179	172	186	14	8%
by Guilty Pleas	144	114	110		
Tried by Jury	2	6	8		
Jury Waived	8	17	10		
Nol Pros	25	24	48		
ARD	-	0	3		
Other "Dispositions"	31	11	7		
Adjustments	-	-2	-10		
Grand Jury	-	16	5		
Inventory of Cases	67	89	92	3	3%
Trial days	-	41	32		
Visiting Judge - trial days	-	5	0		
<b>CIVIL CASES (Trespass, Assumpsit, Equity &amp; Misc.)</b>					
New cases praeciped for trial	14	46	52	6	13%
Dispositions	31	14	70	56	400%
by Non-Jury	0	0	0		
Jury verdict	1	1	1		
Settlement	30	12	6		
Hearing-settled	0	0	2		
Stricken	1	0	4		
Other "Dispositions"	1	1	57		
Transfer to Arbitration	-	0	0		
Inventory of Cases	1	33	15	-18	-54%
Trial days	-	3	5		
Visiting Judge - trial days	-	4	2		
<b>ARBITRATION</b>					
New cases added	14	7	10	3	42%
Dispositions	17	6	9	3	50%
Inventory	0	1	2	1	100%
<b>JUVENILE</b>					
New cases scheduled	12	18	22	4	22%
Dispositions	26	17	12	-5	-29%
Inventory	0	1	11	10	1000%
<b>DOMESTIC RELATIONS</b>					
New cases scheduled	36	86	92	6	6%
Dispositions	56	86	92	6	6%
Inventory	0	0	0	0	----- %



**COLUMBIA-MONTOUR COUNTY**  
26th Judicial District

Population - 71,622

Authorized Judges - 1

	1971	1972	1973	Change	Percent of Change
<b>CRIMINAL CASES</b>					
Defendant Records Received	237	312	350	38	12%
Defendant Records Disposed	234	302	248	-54	-17%
by Guilty Pleas	215	256	164		
Tried by Jury	3	10	9		
Jury Waived	3	5	2		
Nol Pros	13	21	48		
ARD	-	2	14		
Other "Dispositions"	11	8	11		
Adjustments	-	-15	-66		
Grand Jury	-	11	8		
Inventory of Cases	39	20	48	28	139%
Trial days	-	71	53		
Visiting Judge - trial days	-	11	18		
<b>CIVIL CASES (Trespass, Assumpsit, Equity &amp; Misc.)</b>					
New cases praeciped for trial	42	124	117	-7	-5%
Dispositions	22	156	90	-66	-42%
by Non-Jury	0	0	1		
Jury verdict	12	11	1		
Settlement	10	136	67		
Hearing-settled	0	0	6		
Stricken	0	6	1		
Other "Dispositions"	0	3	14		
Transfer to Arbitration	-	6	3		
Inventory of Cases	59	21	45	24	114%
Trial days	-	31	34		
Visiting Judge - trial days	-	0	21		
<b>ARBITRATION</b>					
New cases added	24	21	44	23	109%
Dispositions	22	23	25	2	8%
Inventory	9	7	26	19	271%
<b>JUVENILE</b>					
New cases scheduled	42	60	128	68	113%
Dispositions	42	59	129	70	118%
Inventory	0	1	0	-1	-100%
<b>DOMESTIC RELATIONS</b>					
New cases scheduled	151	84	161	77	91%
Dispositions	152	81	150	69	85%
Inventory	0	3	14	11	366%

**CRAWFORD COUNTY**  
30th Judicial District

Population - 81,342

Authorized Judges - 2

	1971	1972	1973	Change	Percent of Change
<b>CRIMINAL CASES</b>					
Defendant Records Received	452	505	420	-85	-16%
Defendant Records Disposed	424	449	374	-75	-16%
by Guilty Pleas	345	278	228		
Tried by Jury	20	24	32		
Jury Waived	4	5	2		
Nol Pros	55	84	40		
ARD	-	38	68		
Other "Dispositions"	19	20	4		
Adjustments	-	-12	-10		
Grand Jury	-	8	13		
Inventory of Cases	189	225	248	23	10%
Trial days	-	41	62		
Visiting Judge - trial days	-	4	0		
<b>CIVIL CASES (Trespass, Assumpsit, Equity &amp; Misc.)</b>					
New cases praeciped for trial	68	58	84	26	44%
Dispositions	65	60	63	3	4%
by Non-Jury	16	10	7		
Jury verdict	28	17	18		
Settlement	15	24	25		
Hearing-settled	6	3	6		
Stricken	0	3	5		
Other "Dispositions"	8	3	2		
Transfer to Arbitration	-	3	2		
Inventory of Cases	22	17	36	19	111%
Trial days	-	39	54		
Visiting Judge - trial days	-	0	0		
<b>ARBITRATION</b>					
New cases added	25	27	45	18	66%
Dispositions	28	24	35	11	45%
Inventory	3	6	16	10	166%
<b>JUVENILE</b>					
New cases scheduled	380	222	196	-26	-11%
Dispositions	380	222	196	-26	-11%
Inventory	0	0	0	0	-----%
<b>DOMESTIC RELATIONS</b>					
New cases scheduled	442	362	233	-129	-35%
Dispositions	436	375	265	-110	-29%
Inventory	52	39	7	-32	-82%

**CUMBERLAND COUNTY**  
9th Judicial District

Population - 158,177

Authorized Judges - 2

	1971	1972	1973	Change	Percent of Change
<b>CRIMINAL CASES</b>					
Defendant Records Received	845	834	860	26	3%
Defendant Records Disposed	628	851	750	-101	-11%
by Guilty Pleas	529	640	500		
Tried by Jury	33	54	43		
Jury Waived	1	9	21		
Nol Pros	65	105	139		
ARD	-	0	0		
Other "Dispositions"	114	43	47		
Adjustments	-	-5	-22		
Grand Jury	-	5	46		
Inventory of Cases	223	196	238	42	21%
Trial days	-	49	55		
Visiting Judge - trial days	-	33	82		
<b>CIVIL CASES (Trespass, Assumpsit, Equity &amp; Misc.)</b>					
New cases praeciped for trial	146	173	207	34	19%
Dispositions	124	141	148	7	4%
by Non-Jury	2	3	8		
Jury verdict	25	34	24		
Settlement	53	50	67		
Hearing-settled	12	9	12		
Stricken	32	11	13		
Other "Dispositions"	17	34	24		
Transfer to Arbitration	-	6	4		
Inventory of Cases	29	55	110	55	100%
Trial days	-	54	41		
Visiting Judge - trial days	-	45	61		
<b>ARBITRATION</b>					
New cases added	87	108	78	-30	-27%
Dispositions	79	90	74	-16	-17%
Inventory	30	48	52	4	8%
<b>JUVENILE</b>					
New cases scheduled	184	191	205	14	7%
Dispositions	184	191	205	14	7%
Inventory	0	0	0	0	-----%
<b>DOMESTIC RELATIONS</b>					
New cases scheduled	524	148(a)	91	-57	-38%
Dispositions	524	169(a)	76	-93	-55%
Inventory	23	2(a)	17	15	750%

(a) Reflects correction in reporting procedures.

**DAUPHIN COUNTY**  
12th Judicial District

Population - 223,834

Authorized Judges - 6

	1971	1972	1973	Change	Percent of Change
<b>CRIMINAL CASES</b>					
Defendant Records Received	1855	1659	1776	117	7%
Defendant Records Disposed	1268	1795	1631	-164	-9%
by Guilty Pleas	835	925	908		
Tried by Jury	46	65	86		
Jury Waived	182	332	243		
Nol Pros	205	64	46		
ARD	-	0	0		
Other "Dispositions"	404	409	348		
Adjustments	-	-5	-5		
Grand Jury	-	56	69		
Inventory of Cases	718	521	592	71	13%
Trial days	-	228	298		
Visiting Judge - trial days	-	0	0		
<b>CIVIL CASES (Trespass, Assumpsit, Equity &amp; Misc.)</b>					
New cases praeciped for trial	240	193	281	88	45%
Dispositions	224	187	278	91	48%
by Non-Jury	85	55	81		
Jury verdict	43	32	54		
Settlement	89	82	111		
Hearing-settled	7	12	13		
Stricken	0	5	3		
Other "Dispositions"	12	1	16		
Transfer to Arbitration	-	5	5		
Inventory of Cases	35	36	34	-2	-5%
Trial days	-	134	176		
Visiting Judge - trial days	-	1	0		
<b>ARBITRATION</b>					
New cases added	118	138	134	-4	-2%
Dispositions	98	111	165	54	48%
Inventory	52	79	48	-31	-39%
<b>JUVENILE</b>					
New cases scheduled	273	259	347	88	33%
Dispositions	300	242	331	89	36%
Inventory	22	39	55	16	41%
<b>DOMESTIC RELATIONS</b>					
New cases scheduled	494	442	960	518	117%
Dispositions	494	442	960	518	117%
Inventory	0	0	0	0	-----%

**DELAWARE COUNTY**  
**32nd Judicial District**

Population - 600,035

Authorized Judges - 12

	1971	1972	1973	Change	Percent of Change
<b>CRIMINAL CASES</b>					
Defendant Records Received	2442	2609	2268	-341	-13%
Defendant Records Disposed	1586	2052	1776	-276	-13%
by Guilty Pleas	863	986	831		
Tried by Jury	158	132	85		
Jury Waived	227	247	252		
Nol Pros	338	289	277		
ARD	-	203	330		
Other "Dispositions"	552	195	1		
Adjustments	-	-262	-1206 <sup>(a)</sup>		
Grand Jury	-	24	73		
Inventory of Cases	1354	1625	838	-787	-48%
Trial days	-	611	510		
Visiting Judge - trial days	-	26	31		

**CIVIL CASES (Trespass, Assumpsit, Equity & Misc.)**

New cases praeciped for trial	1072	1013 <sup>(b)</sup>	521	-492	-48%
Dispositions	679	562	691	129	22%
by Non-Jury	68	71	65		
Jury verdict	118	79	121		
Settlement	309	296	225		
Hearing-settled	158	47	40		
Stricken	26	50	7		
Other "Dispositions"	72	19	233 <sup>(c)</sup>		
Transfer to Arbitration	-	48	30		
Inventory of Cases	149	552	352	-200	-36%
Trial days	-	268	399		
Visiting Judge - trial days	-	18	0		

**ARBITRATION**

New cases added	704	697	766	69	9%
Dispositions	360	546	925	379	69%
Inventory	157	308	149	-159	-51%

**JUVENILE**

New cases scheduled	1031	820	894	74	9%
Dispositions	950	726	822	96	13%
Inventory	81	175	247	72	41%

**DOMESTIC RELATIONS**

New cases scheduled	2173	1307	1249	-58	-4%
Dispositions	2173	1041	1384	343	32%
Inventory	0	266	131	-135	-50%

(a) Reflects 1206 fugitive defendants removed from inventory.

(b) Reflects correction in reporting procedure.

(c) Reflects removal of dormant cases.

**ERIE COUNTY**  
**6th Judicial District**

Population - 263,654

Authorized Judges - 5

	1971	1972	1973	Change	Percent of Change
<b>CRIMINAL CASES</b>					
Defendant Records Received	1326	1456	1376	-80	-5%
Defendant Records Disposed	871	1104	1124	20	1%
by Guilty Pleas	641	696	736		
Tried by Jury	59	128	80		
Jury Waived	0	63	14		
Nol Pros	171	204	205		
ARD	-	0	61		
Other "Dispositions"	362	13	28		
Adjustments	-	-93	-426 <sup>(a)</sup>		
Grand Jury	-	56	40		
Inventory of Cases	376	579	365	-214	-36%
Trial days	-	183	183		
Visiting Judge - trial days	-	3	0		

**CIVIL CASES (Trespass, Assumpsit, Equity & Misc.)**

New cases praeciped for trial	248	467	262	-205	-43%
Dispositions	237	367	262	-95	-25%
by Non-Jury	0	73	27		
Jury verdict	80	65	54		
Settlement	121	135	141		
Hearing-settled	25	28	42		
Stricken	11	25	8		
Other "Dispositions"	8	41	0		
Transfer to Arbitration	-	94	26		
Inventory of Cases	168	174	138	-36	-20%
Trial days	-	127	138		
Visiting Judge - trial days	-	7	5		

**ARBITRATION**

New cases added	225	202	224	22	10%
Dispositions	211	217	204	-13	-5%
Inventory	24	9	29	20	222%

**JUVENILE**

New cases scheduled	550	585	519	-66	-11%
Dispositions	334	475	694	219	46%
Inventory	63	175	0	-175	-100%

**DOMESTIC RELATIONS**

New cases scheduled	740 <sup>(b)</sup>	368	331	-37	-10%
Dispositions	721 <sup>(b)</sup>	391	343	-48	-12%
Inventory	35 <sup>(b)</sup>	12	0	-12	-100%

(a) Includes removal of 364 bench warrants.

(b) Prior to correction in reporting procedures.

**FAYETTE COUNTY**  
14th Judicial District

Population - 154,667

Authorized Judges - 4

	1971	1972	1973	Change	Percent of Change
<b>CRIMINAL CASES</b>					
Defendant Records Received	647	606	584	-22	-3%
Defendant Records Disposed	482	438	529	91	20%
by Guilty Pleas	294	272	324		
Tried by Jury	33	28	50		
Jury Waived	7	6	16		
Nol Pros	148	120	127		
ARD	-	1	1		
Other "Dispositions"	80	11	11		
Adjustments	-	-65	-12		
Grand Jury	-	48	97		
Inventory of Cases	604	659	605	-54	-8%
Trial days	-	75	130		
Visiting Judge - trial days	-	0	0		
<b>CIVIL CASES (Trespass, Assumpsit, Equity &amp; Misc.)</b>					
New cases praeciped for trial	122	136	148	12	9%
Dispositions	109	110	111	1	1%
by Non-Jury	10	12	10		
Jury verdict	24	25	10		
Settlement	69	47	74		
Hearing-settled	4	5	6		
Stricken	2	16	8		
Other "Dispositions"	8	5	3		
Transfer to Arbitration	-	2	21		
Inventory of Cases	170	194	210	16	8%
Trial days	-	130	78		
Visiting Judge - trial days	-	0	3		
<b>ARBITRATION</b>					
New cases added	46	50	68	18	36%
Dispositions	49	68	88	20	30%
Inventory	42	24	4	-20	-83%
<b>JUVENILE</b>					
New cases scheduled	196	157	162	5	3%
Dispositions	198	157	162	5	3%
Inventory	0	0	0	0	----- %
<b>DOMESTIC RELATIONS</b>					
New cases scheduled	532	321	370	49	15%
Dispositions	402	293	372	79	26%
Inventory	270	40 <sup>(a)</sup>	38	-2	-4%

(a) Reflects an adjusted removal at 258 cases.

**FOREST-WARREN COUNTY**  
37th Judicial District

Population - 52,608

Authorized Judges - 1

	1971	1972	1973	Change	Percent of Change
<b>CRIMINAL CASES</b>					
Defendant Records Received	310	242	327	85	35%
Defendant Records Disposed	284	217	290	73	33%
by Guilty Pleas	246	152	204		
Tried by Jury	19	24	19		
Jury Waived	0	12	7		
Nol Pros	19	21	45		
ARD	-	0	6		
Other "Dispositions"	16	8	9		
Adjustments	-	-5	-16		
Grand Jury	-	6	6		
Inventory of Cases	96	110	125	15	13%
Trial days	-	33	41		
Visiting Judge - trial days	-	7	10		
<b>CIVIL CASES (Trespass, Assumpsit, Equity &amp; Misc.)</b>					
New cases praeciped for trial	51	62	66	4	6%
Dispositions	40	30	52	22	73%
by Non-Jury	1	0	0		
Jury verdict	8	12	9		
Settlement	11	17	29		
Hearing-settled	1	0	0		
Stricken	19	0	0		
Other "Dispositions"	0	1	14		
Transfer to Arbitration	-	1	1		
Inventory of Cases	15	46	59	13	28%
Trial days	-	105	38		
Visiting Judge - trial days	-	4	20		
<b>ARBITRATION</b>					
New cases added	20	14	15	1	7%
Dispositions	22	12	13	1	8%
Inventory	4	6	8	2	33%
<b>JUVENILE</b>					
New cases scheduled	36	22	18	-4	-18%
Dispositions	35	22	20	-2	-9%
Inventory	4	4	2	-2	-50%
<b>DOMESTIC RELATIONS</b>					
New cases scheduled	162	85	206	121	142%
Dispositions	103	81	204	123	151%
Inventory	16	20	22	2	9%

**FRANKLIN-FULTON COUNTY**  
39th Judicial District

Population - 111,609

Authorized Judges - 2

	1971	1972	1973	Change	Percent of Change
<b>CRIMINAL CASES</b>					
Defendant Records Received	539	624	619	-5	-0%
Defendant Records Disposed	434	572	533	-39	-6%
by Guilty Pleas	323	391	361		
Tried by Jury	36	38	26		
Jury Waived	9	16	36		
Nol Pros	66	59	52		
ARD	-	10	31		
Other "Dispositions"	45	58	27		
Adjustments	-	0	-142 <sup>(a)</sup>		
Grand Jury	-	39	17		
Inventory of Cases	265	278	20	-73	-26%
Trial days	-	77	71		
Visiting Judge - trial days	-	3	13		
<b>CIVIL CASES (Trespass, Assumpsit, Equity &amp; Misc.)</b>					
New cases praeciped for trial	37	40	37	-3	-8%
Dispositions	46	11	35	24	218%
by Non-Jury	22	1	3		
Jury verdict	6	1	6		
Settlement	15	8	22		
Hearing-settled	3	0	2		
Stricken	0	0	0		
Other "Dispositions"	2	1	2		
Transfer to Arbitration	-	0	1		
Inventory of Cases	20	49	50	1	2%
Trial days	-	103	93		
Visiting Judge - trial days	-	2	10		
<b>ARBITRATION</b>					
New cases added	8	9	11	2	22%
Dispositions	7	9	11	2	22%
Inventory	1	1	1	0	0%
<b>JUVENILE</b>					
New cases scheduled	237	259	231	-28	-11%
Dispositions	258	230	244	14	7%
Inventory	13	42	29	-13	-30%
<b>DOMESTIC RELATIONS</b>					
New cases scheduled	325	210 <sup>(b)</sup>	269	59	29%
Dispositions	252	196	262	66	34%
Inventory	18	32	39	7	21%

(a) Reflects 90 inactive cases removed.

(b) Reflects correction in reporting procedure.

**GREENE COUNTY**  
13th Judicial District

Population - 36,090

Authorized Judges - 1

	1971	1972	1973	Change	Percent of Change
<b>CRIMINAL CASES</b>					
Defendant Records Received	174	188	184	-4	-2%
Defendant Records Disposed	147	141	167	26	18%
by Guilty Pleas	111	101	106		
Tried by Jury	21	8	11		
Jury Waived	6	1	2		
Nol Pros	9	15	18		
ARD	-	14	26		
Other "Dispositions"	19	2	4		
Adjustments	-	-23	-14		
Grand Jury	-	11	8		
Inventory of Cases	42	55	50	-5	-9%
Trial days	-	163	128		
Visiting Judge - trial days	-	0	8		
<b>CIVIL CASES (Trespass, Assumpsit, Equity &amp; Misc.)</b>					
New cases praeciped for trial	13	49	78	29	59%
Dispositions	41	41	70	29	70%
by Non-Jury	0	1	0		
Jury verdict	9	3	4		
Settlement	31	32	37		
Hearing-settled	1	0	5		
Stricken	0	0	13		
Other "Dispositions"	10	5	11		
Transfer to Arbitration	-	11	5		
Inventory of Cases	19	16	19	3	18%
Trial days	-	35	208		
Visiting Judge - trial days	-	1	1		
<b>ARBITRATION</b>					
New cases added	18	17	15	-2	-11%
Dispositions	15	18	12	-5	-29%
Inventory	4	3	6	3	100%
<b>JUVENILE</b>					
New cases scheduled	63	53	74	21	39%
Dispositions	47	69	63	-6	-8%
Inventory	25	9	20	11	122%
<b>DOMESTIC RELATIONS</b>					
New cases scheduled	108	83	93	10	12%
Dispositions	96	78	70	32	41%
Inventory	35	40	23	-17	-42%

## HUNTINGDON COUNTY 20th Judicial District

Population - 39,108

Authorized Judges - 1

	1971	1972	1973	Change	Percent of Change
<b>CRIMINAL CASES</b>					
Defendant Records Received	216	170	197	27	15%
Defendant Records Disposed	202	191	175	-16	-8%
by Guilty Pleas	146	119	106		
Tried by Jury	17	16	10		
Jury Waived	0	2	2		
Nol Pros	39	28	32		
ARD	-	17	22		
Other "Dispositions"	10	9	3		
Adjustments	-	0	-19		
Grand Jury	-	4	5		
Inventory of Cases	117	92	90	-2	-2%
Trial days	-	63	57		
Visiting Judge - trial days	-	8	0		
<b>CIVIL CASES (Trespass, Assumpsit, Equity &amp; Misc.)</b>					
New cases praeciped for trial	15	24	36	12	50%
Dispositions	16	22	30	8	36%
by Non-Jury	0	1	12		
Jury verdict	5	1	2		
Settlement	8	18	4		
Hearing-settled	3	2	0		
Stricken	0	0	2		
Other "Dispositions"	0	0	10		
Transfer to Arbitration	-	2	2		
Inventory of Cases	5	5	9	4	79%
Trial days	-	1	12		
Visiting Judge - trial days	-	2	1		
<b>ARBITRATION</b>					
New cases added	5	6	6	0	0%
Dispositions	5	4	6	2	50%
Inventory	7	9	9	0	0%
<b>JUVENILE</b>					
New cases scheduled	18	14	18	4	28%
Dispositions	18	17	18	1	5%
Inventory	3	0	0	0	----- %
<b>DOMESTIC RELATIONS</b>					
New cases scheduled	86	92	116	24	26%
Dispositions	98	97	135	38	39%
Inventory	24	19	0	-19	-100%

## INDIANA COUNTY 40th Judicial District

Population - 79,451

Authorized Judges - 2

	1971	1972	1973	Change	Percent of Change
<b>CRIMINAL CASES</b>					
Defendant Records Received	361	307	286	-21	-6%
Defendant Records Disposed	308	278	299	21	7%
by Guilty Pleas	255	185	201		
Tried by Jury	17	10	25		
Jury Waived	14	24	26		
Nol Pros	22	50	25		
ARD	-	0	4		
Other "Dispositions"	34	9	18		
Adjustments	-	13	12		
Grand Jury	-	26	13		
Inventory of Cases	157	147	133	-14	-9%
Trial days	-	83	99		
Visiting Judge - trial days	-	0	2		
<b>CIVIL CASES (Trespass, Assumpsit, Equity &amp; Misc.)</b>					
New cases praeciped for trial	69	63	69	6	9%
Dispositions	45	76	70	-6	-7%
by Non-Jury	1	3	1		
Jury verdict	10	13	18		
Settlement	32	48	44		
Hearing-settled	2	12	0		
Stricken	0	0	0		
Other "Dispositions"	5	0	7		
Transfer to Arbitration	-	1	1		
Inventory of Cases	79	65	63	-2	-3%
Trial days	-	43	42		
Visiting Judge - trial days	-	4	7		
<b>ARBITRATION</b>					
New cases added	41	42	35	-7	-16%
Dispositions	27	25	42	17	67%
Inventory	16	33	26	-7	-21%
<b>JUVENILE</b>					
New cases scheduled	117	77	92	15	19%
Dispositions	117	79	90	11	13%
Inventory	6	4	6	2	50%
<b>DOMESTIC RELATIONS</b>					
New cases scheduled	238	222	213	-9	-4%
Dispositions	243	221	230	9	4%
Inventory	18	19	2	-17	-89%

**JEFFERSON COUNTY**  
54th Judicial District

Population - 43,695

Authorized Judges - 1

	1971	1972	1973	Change	Percent of Change
<b>CRIMINAL CASES</b>					
Defendant Records Received	339	150	167	17	11%
Defendant Records Disposed	282	141	135	-6	-4%
by Guilty Pleas	238	122	115		
Tried by Jury	17	3	4		
Jury Waived	9	2	0		
Nol Pros	18	10	13		
ARD	-	0	3		
Other "Dispositions"	32	4	0		
Adjustments	-	-3	-14 <sup>(a)</sup>		
Grand Jury	-	1	6		
Inventory of Cases	108	113	125	12	10%
Trial days	-	35	26		
Visiting Judge - trial days	-	0	1		
<b>CIVIL CASES (Trespass, Assumpsit, Equity &amp; Misc.)</b>					
New cases praeciped for trial	23	27	30	3	11%
Dispositions	13	27	22	-5	-18%
by Non-Jury	0	0	0		
Jury verdict	3	5	12		
Settlement	10	10	8		
Hearing-settled	0	0	0		
Stricken	0	6	0		
Other "Dispositions"	3	6	2		
Transfer to Arbitration	-	6	3		
Inventory of Cases	25	19	24	5	26%
Trial days	-	9	26		
Visiting Judge - trial days	-	0	0		
<b>ARBITRATION</b>					
New cases added	19	15	17	2	13%
Dispositions	15	10	17	7	70%
Inventory	13	18	18	0	0%
<b>JUVENILE</b>					
New cases scheduled	10	15	1	-14	-93%
Dispositions	9	15	1	-14	-93%
Inventory	1	1	1	0	0%
<b>DOMESTIC RELATIONS</b>					
New cases scheduled	42	62	59	-3	-4%
Dispositions	34	75	40	-35	-46%
Inventory	33	26	45	19	73%

<sup>(a)</sup> Cases removed under Pa. R.J.A. 1901.

**JUNIATA-PERRY COUNTY**  
41st Judicial District

Population - 45,327

Authorized Judges - 1

	1971	1972	1973	Change	Percent of Change
<b>CRIMINAL CASES</b>					
Defendant Records Received	184	283	146	-137	-48%
Defendant Records Disposed	171	257	162	-95	-36%
by Guilty Pleas	122	120	61		
Tried by Jury	14	8	6		
Jury Waived	6	49	35		
Nol Pros	29	55	35		
ARD	-	5	10		
Other "Dispositions"	19	20	15		
Adjustments	-	0	32		
Grand Jury	-	15	5		
Inventory of Cases	23	34	45	11	32%
Trial days	-	104	83		
Visiting Judge - trial days	-	31	2		
<b>CIVIL CASES (Trespass, Assumpsit, Equity &amp; Misc.)</b>					
New cases praeciped for trial	37	95	71	-24	-25%
Dispositions	29	57	64	7	12%
by Non-Jury	0	17	20		
Jury verdict	9	2	1		
Settlement	20	15	15		
Hearing-settled	0	2	1		
Stricken	0	3	2		
Other "Dispositions"	0	18	25		
Transfer to Arbitration	-	1	5		
Inventory of Cases	34	71	73	2	2%
Trial days	-	61	45		
Visiting Judge - trial days	-	21	1		
<b>ARBITRATION</b>					
New cases added	12	2	7	5	250%
Dispositions	6	2	3	1	50%
Inventory	7	7	11	4	57%
<b>JUVENILE</b>					
New cases scheduled	66	46	61	15	32%
Dispositions	66	40	48	8	19%
Inventory	2	8	21	13	162%
<b>DOMESTIC RELATIONS</b>					
New cases scheduled	73	127	153	26	20%
Dispositions	69	91	138 <sup>(a)</sup>	47	51%
Inventory	16	52	67	15	28%

<sup>(a)</sup> Reflects 23 cases removed under Pa. R.J.A. 1901.

**LACKAWANNA COUNTY**  
45th Judicial District

Population - 234,107

Authorized Judges - 5

	1971	1972	1973	Change	Percent of Change
<b>CRIMINAL CASES</b>					
Defendant Records Received	790	778	629	-149	-19%
Defendant Records Disposed	442	478	318	-160	-33%
by Guilty Pleas	295	298	199		
Tried by Jury	24	49	25		
Jury Waived	8	6	7		
Nol Pros	115	121	78		
ARD	-	0	5		
Other "Dispositions"	273	4	4		
Adjustments	-	0	0		
Grand Jury	-	261	215		
Inventory of Cases	378	417	513	96	23%
Trial days	-	128	112		
Visiting Judge - trial days	-	12	0		
<b>CIVIL CASES (Trespass, Assumpsit, Equity &amp; Misc.)</b>					
New cases praeciped for trial	730	627	382	-245	-39%
Dispositions	643	585	412	-173	-29%
by Non-Jury	183	161	80		
Jury verdict	113	86	78		
Settlement	122	191	162		
Hearing-settled	224	144	91		
Stricken	1	1	0		
Other "Dispositions"	0	2	1		
Transfer to Arbitration	-	0	0		
Inventory of Cases	273	315	285	-30	-9%
Trial days	-	227	234		
Visiting Judge - trial days	-	20	0		
<b>ARBITRATION</b>					
New cases added	N O N E				
Dispositions	N O N E				
Inventory	N O N E				
<b>JUVENILE</b>					
New cases scheduled	274	261	187	-74	-28%
Dispositions	274	261	187	-74	-28%
Inventory	0	0	0	0	-----%
<b>DOMESTIC RELATIONS</b>					
New cases scheduled	474	82 <sup>(a)</sup>	31	-51	-62%
Dispositions	474	79	28	-51	-64%
Inventory	0	3	6	3	100%

(a) Reflects correction in reporting procedure in 1972.

**LANCASTER COUNTY**  
2nd Judicial District

Population - 319,693

Authorized Judges - 4

	1971	1972	1973	Change	Percent of Change
<b>CRIMINAL CASES</b>					
Defendant Records Received	2207	2134	2245	111	5%
Defendant Records Disposed	1319	2065	2030	-35	-1%
by Guilty Pleas	1011	1452	1522		
Tried by Jury	108	150	133		
Jury Waived	4	10	84		
Nol Pros	196	309	266		
ARD	-	123	3		
Other "Dispositions"	24	21	22		
Adjustments	-	-874	-90		
Grand Jury	-	17	17		
Inventory of Cases	1724	902	1010	108	11%
Trial days	-	342	323		
Visiting Judge - trial days	-	0	1		
<b>CIVIL CASES (Trespass, Assumpsit, Equity &amp; Misc.)</b>					
New cases praeciped for trial	161	170	158	-12	-7%
Dispositions	120	149	184	35	23%
by Non-Jury	8	0	9		
Jury verdict	33	40	36		
Settlement	72	80	76		
Hearing-settled	7	2	22		
Stricken	0	0	2		
Other "Dispositions"	1	27	39		
Transfer to Arbitration	-	0	3		
Inventory of Cases	71	92	63	-29	-31%
Trial days	-	48	64		
Visiting Judge - trial days	-	0	0		
<b>ARBITRATION</b>					
New cases added	152	188	160	-28	-14%
Dispositions	138	168	164	-4	-2%
Inventory	36	56	52	-4	-7%
<b>JUVENILE</b>					
New cases scheduled	625	372 <sup>(a)</sup>	330	-42	-11%
Dispositions	583	438	370	-68	-15%
Inventory	248	182	142	-40	-21%
<b>DOMESTIC RELATIONS</b>					
New cases scheduled	977	1074	1152	78	7%
Dispositions	799	1395	1084	-311	-22%
Inventory	351	30	98	68	226%

(a) Reflects correction in reporting procedure.



**LAWRENCE COUNTY**  
53rd Judicial District

Population - 107,374

Authorized Judges - 2

	1971	1972	1973	Change	Percent of Change
<b>CRIMINAL CASES</b>					
Defendant Records Received	323	329	288	-41	-12%
Defendant Records Disposed	308	281	255	-26	-9%
by Guilty Pleas	194	175	152		
Tried by Jury	25	28	20		
Jury Waived	0	0	0		
Nol Pros	89	57	70		
ARD	-	0	5		
Other "Dispositions"	93	21	8		
Adjustments	-	0	-10		
Grand Jury	-	47	50		
Inventory of Cases	169	170	143	-27	-15%
Trial days	-	61	89		
Visiting Judge - trial days	-	0	0		
<b>CIVIL CASES (Trespass, Assumpsit, Equity &amp; Misc.)</b>					
New cases praeciped for trial	184	72	88	16	22%
Dispositions	159	100	94	-6	-5%
by Non-Jury	9	8	24		
Jury verdict	24	14	9		
Settlement	111	69	50		
Hearing-settled	15	7	6		
Stricken	0	0	0		
Other "Dispositions"	4	2	5		
Transfer to Arbitration	-	11	15		
Inventory of Cases	92	53	32	-21	-39%
Trial days	-	74	47		
Visiting Judge - trial days	-	0	0		
<b>ARBITRATION</b>					
New cases added	45	50	72	22	43%
Dispositions	39	56	77	21	37%
Inventory	30	24	19	-5	-20%
<b>JUVENILE</b>					
New cases scheduled	27	24	18	-6	-25%
Dispositions	23	27	18	-9	-33%
Inventory	5	2	2	0	0%
<b>DOMESTIC RELATIONS</b>					
New cases scheduled	227	153	122	-31	-20%
Dispositions	227	153	122	-31	-20%
Inventory	0	0	0	0	-----%

**LEBANON COUNTY**  
52nd Judicial District

Population - 99,665

Authorized Judges - 2

	1971	1972	1973	Change	Percent of Change
<b>CRIMINAL CASES</b>					
Defendant Records Received	424	422	466	44	10%
Defendant Records Disposed	352	392	318	-74	-18%
by Guilty Pleas	260	292	227		
Tried by Jury	52	34	27		
Jury Waived	10	19	12		
Nol Pros	30	30	27		
ARD	-	7	15		
Other "Dispositions"	39	10	10		
Adjustments	-	-31	2		
Grand Jury	-	3	4		
Inventory of Cases	179	175	321	146	83%
Trial days	-	79	85		
Visiting Judge - trial days	-	0	3		
<b>CIVIL CASES (Trespass, Assumpsit, Equity &amp; Misc.)</b>					
New cases praeciped for trial	118	105	97	-8	-7%
Dispositions	106	99	73	-26	-26%
by Non-Jury	35	9	9		
Jury verdict	37	29	17		
Settlement	16	12	8		
Hearing-settled	4	4	0		
Stricken	14	23	16		
Other "Dispositions"	13	22	23		
Transfer to Arbitration	-	1	4		
Inventory of Cases	10	15	35	20	133%
Trial days	-	60	44		
Visiting Judge - trial days	-	4	0		
<b>ARBITRATION</b>					
New cases added	58	26	60	34	130%
Dispositions	57	26	53	27	103%
Inventory	8	8	15	7	87%
<b>JUVENILE</b>					
New cases scheduled	47	33	63	30	90%
Dispositions	46	34	61	27	79%
Inventory	1	0	2	2	-----%
<b>DOMESTIC RELATIONS</b>					
New cases scheduled	372	281	396	115	40%
Dispositions	354	303	370	67	22%
Inventory	37	15	41	26	173%

**LEHIGH COUNTY**  
**31st Judicial District**

Population - 255,304

Authorized Judges - 5

	1971	1972	1973	Change	Percent of Change
<b>CRIMINAL CASES</b>					
Defendant Records Received	1126	1011	1063	52	5%
Defendant Records Disposed	784	1004	908	-96	-9%
by Guilty Pleas	607	616	546		
Tried by Jury	41	78	88		
Jury Waived	26	34	31		
Nol Pros	110	153	107		
ARD	-	81	112		
Other "Dispositions"	77	42	24		
Adjustments	-	-99	-109 <sup>(a)</sup>		
Grand Jury	-	63	73		
Inventory of Cases	565	410	383	-27	-6%
Trial days	-	346	318		
Visiting Judge - trial days	-	22	29		
<b>CIVIL CASES (Trespass, Assumpsit, Equity &amp; Misc.)</b>					
New cases praeciped for trial	218	318	289	-29	-9%
Dispositions	200	268	264	-4	-1%
by Non-Jury	8	11	65		
Jury verdict	46	51	38		
Settlement	54	82	70		
Hearing-settled	15	14	10		
Stricken	77	93	54		
Other "Dispositions"	17	17	27		
Transfer to Arbitration	-	18	30		
Inventory of Cases	100	132	127	-5	-3%
Trial days	-	101	85		
Visiting Judge - trial days	-	5	0		
<b>ARBITRATION</b>					
New cases added	300	233	308	75	32%
Dispositions	248	297	285	-12	-4%
Inventory	181	117	140	23	19%
<b>JUVENILE</b>					
New cases scheduled	175	203	197	-6	-2%
Dispositions	172	204	198	-6	-2%
Inventory	3	2	1	-1	-50%
<b>DOMESTIC RELATIONS</b>					
New cases scheduled	243	289	470	181	62%
Dispositions	202	332	454	122	36%
Inventory	55	22	38	16	72%

<sup>(a)</sup> Reflects 30 cases removed under Pa. R.J.A. 1901.

**LUZERNE COUNTY**  
**11th Judicial District**

Population - 342,301

Authorized Judges - 7

	1971	1972	1973	Change	Percent of Change
<b>CRIMINAL CASES</b>					
Defendant Records Received	755	818	832	14	1%
Defendant Records Disposed	586	848	738	-110	-12%
by Guilty Pleas	388	377	344		
Tried by Jury	43	39	12		
Jury Waived	86	168	112		
Nol Pros	69	118	78		
ARD	-	32	110		
Other "Dispositions"	28	114	82		
Adjustments	-	-72	-2		
Grand Jury	-	170	184		
Inventory of Cases	457	185	93 <sup>(a)</sup>	-92 <sup>(a)</sup>	-49%
Trial days	-	169	300		
Visiting Judge - trial days	-	20	0		
<b>CIVIL CASES (Trespass, Assumpsit, Equity &amp; Misc.)</b>					
New cases praeciped for trial	784	537	493	-44	-8%
Dispositions	487	416	934	518	124%
by Non-Jury	133	158	117		
Jury verdict	123	87	100		
Settlement	204	99	164		
Hearing-settled	27	52	43		
Stricken	0	3	3		
Other "Dispositions"	0	17	507		
Transfer to Arbitration	-	4	0		
Inventory of Cases	1032	1149	708	-441	-38%
Trial days	-	204	291		
Visiting Judge - trial days	-	30	0		
<b>ARBITRATION</b>					
New cases added	298	299	118	-181	-60%
Dispositions	271	178	235	57	32%
Inventory	153	214	157	-117	-42%
<b>JUVENILE</b>					
New cases scheduled	332	275	377	102	37%
Dispositions	329	277	376	99	36%
Inventory	11	9	10	1	11%
<b>DOMESTIC RELATIONS</b>					
New cases scheduled	317	203	247	44	22%
Dispositions	316	195	248	53	28%
Inventory	1	9	8	-1	-11%

<sup>(a)</sup> Reflects 50 inactive cases removed in January.

**LYCOMING COUNTY**  
29th Judicial District

Population - 113,296

Authorized Judges - 2

	1971	1972	1973	Change	Percent of Change
<b>CRIMINAL CASES</b>					
Defendant Records Received	652	734	725	-9	-1%
Defendant Records Disposed	490	518	492	-26	-5%
by Guilty Pleas	395	376	317		
Tried by Jury	49	67	59		
Jury Waived	19	27	53		
Nol Pros	27	30	9		
ARD	-	0	51		
Other "Dispositions"	68	18	3		
Adjustments	-	-69	-65		
Grand Jury	-	60	100		
Inventory of Cases	252	339	407	68	20%
Trial days	-	145	135		
Visiting Judge - trial days	-	0	47		
<b>CIVIL CASES (Trespass, Assumpsit, Equity &amp; Misc.)</b>					
New cases praeciped for trial	174	228	130	2	1%
Dispositions	91	96	91	-5	-5%
by Non-Jury	1	9	5		
Jury verdict	14	22	15		
Settlement	28	31	58		
Hearing-settled	13	8	6		
Stricken	35	19	7		
Other "Dispositions"	6	7	0		
Transfer to Arbitration	-	26	2		
Inventory of Cases	182	188	225	37	19%
Trial days	-	80	54		
Visiting Judge - trial days	-	0	4		
<b>ARBITRATION</b>					
New cases added	107	122	106	-16	-13%
Dispositions	89	77	82	5	6%
Inventory	83	128	152	24	18%
<b>JUVENILE</b>					
New cases scheduled	185	359	308	-51	-14%
Dispositions	165	211	380(a)	169	80%
Inventory	31	179	107	-72	-40%
<b>DOMESTIC RELATIONS</b>					
New cases scheduled	423	301	399	98	32%
Dispositions	403	306	395	89	29%
Inventory	33	28	32	4	14%

(a) Reflects 150 cases removed after up-dating files.

**McKEAN COUNTY**  
48th Judicial District

Population - 51,915

Authorized Judges - 1

	1971	1972	1973	Change	Percent of Change
<b>CRIMINAL CASES</b>					
Defendant Records Received	224	231	187	-44	-19%
Defendant Records Disposed	195	210	142	-68	-32%
by Guilty Pleas	137	139	99		
Tried by Jury	11	14	7		
Jury Waived	3	6	1		
Nol Pros	39	46	25		
ARD	-	0	7		
Other "Dispositions"	23	5	3		
Adjustments	-	-3	-23		
Grand Jury	-	13	4		
Inventory of Cases	26	31	49	18	58%
Trial days	-	49	51		
Visiting Judge - trial days	-	14	39		
<b>CIVIL CASES (Trespass, Assumpsit, Equity &amp; Misc.)</b>					
New cases praeciped for trial	56	25	137(a)	112	447%
Dispositions	31	39	74(a)	35	89%
by Non-Jury	1	0	3		
Jury verdict	7	12	13		
Settlement	23	21	28		
Hearing-settled	0	3	9		
Stricken	0	1	0		
Other "Dispositions"	1	2	21		
Transfer to Arbitration	-	0	1		
Inventory of Cases	50	36	98(a)	62	172%
Trial days	-	89	53		
Visiting Judge - trial days	-	6	44		
<b>ARBITRATION</b>					
New cases added	26	29	25	-4	-13%
Dispositions	16	48	28	-20	-41%
Inventory	29	10	7	-3	-29%
<b>JUVENILE</b>					
New cases scheduled	58	44	58	14	31%
Dispositions	62	40	58	18	44%
Inventory	0	4	4	0	0%
<b>DOMESTIC RELATIONS</b>					
New cases scheduled	143	139	195	56	40%
Dispositions	139	133	181	48	36%
Inventory	10	16	30	14	87%

(a) Reflects correction in reporting procedure September 1973.

**MERCER COUNTY**  
35th Judicial District

Population - 127,175

Authorized Judges - 2

	1971	1972	1973	Change	Percent of Change
<b>CRIMINAL CASES</b>					
Defendant Records Received	584	444	541	97	21%
Defendant Records Disposed	424	441	486	45	10%
by Guilty Pleas	282	244	208		
Tried by Jury	38	80	78		
Jury Waived	4	11	6		
Nol Pros	100	77	162		
ARD	-	12	11		
Other "Dispositions"	68	17	21		
Adjustments	-	0	-4		
Grand Jury	-	50	60		
Inventory of Cases	264	217	208	-9	-4%
Trial days	-	106	111		
Visiting Judge - trial days	-	2	0		
<b>CIVIL CASES (Trespass, Assumpsit, Equity &amp; Misc.)</b>					
New cases praeciped for trial	227	149	115	-34	-22%
Dispositions	149	161	122	-39	-24%
by Non-Jury	2	0	0		
Jury verdict	30	27	14		
Settlement	114	88	86		
Hearing-settled	0	0	2		
Stricken	3	0	0		
Other "Dispositions"	50	46	20		
Transfer to Arbitration	-	4	1		
Inventory of Cases	107	91	83	-8	-8%
Trial days	-	69	45		
Visiting Judge - trial days	-	1	3		
<b>ARBITRATION</b>					
New cases added	49	41	49	8	19%
Dispositions	46	39	51	12	30%
Inventory	20	22	20	-2	-9%
<b>JUVENILE</b>					
New cases scheduled	311	358	408	50	13%
Dispositions	311	358	408	50	13%
Inventory	0	0	0	0	0%
<b>DOMESTIC RELATIONS</b>					
New cases scheduled	333	307	352	45	14%
Dispositions	342	304	351	47	15%
Inventory	1	4	5	1	25%

**MIFFLIN COUNTY**  
58th Judicial District

Population - 45,268

Authorized Judges - 1

	1971	1972	1973	Change	Percent of Change
<b>CRIMINAL CASES</b>					
Defendant Records Received	227	231	231	0	0%
Defendant Records Disposed	243	186	172	-14	-7%
by Guilty Pleas	195	164	133		
Tried by Jury	13	4	6		
Jury Waived	0	0	0		
Nol Pros	35	11	20		
ARD	-	0	6		
Other "Dispositions"	13	7	7		
Adjustments	-	41 <sup>(a)</sup>	-4		
Grand Jury	-	7	9		
Inventory of Cases	10	89	135	46	51%
Trial days	-	34	57		
Visiting Judge - trial days	-	2	4		
<b>CIVIL CASES (Trespass, Assumpsit, Equity &amp; Misc.)</b>					
New cases praeciped for trial	19	23	26	3	14%
Dispositions	25	15	24	9	59%
by Non-Jury	2	1	0		
Jury verdict	1	3	1		
Settlement	18	8	10		
Hearing-settled	2	1	3		
Stricken	0	0	1		
Other "Dispositions"	2	2	9		
Transfer to Arbitration	0	0	0		
Inventory of Cases	7	15	17	2	13%
Trial days	-	5	16		
Visiting Judge - trial days	-	3	5		
<b>ARBITRATION</b>					
New cases added	4	3	1	-2	-66%
Dispositions	4	5	3	-2	-39%
Inventory	42	40	38	-2	-4%
<b>JUVENILE</b>					
New cases scheduled	62	52	36	-16	-30%
Dispositions	62	52	27	-25	-48%
Inventory	0	0	9	9	9%
<b>DOMESTIC RELATIONS</b>					
New cases scheduled	353	209	318	109	52%
Dispositions	354	182	313	131	71%
Inventory	0	27	32	5	18%

(a) Reflects 27 cases added to correct 1971 inventory - 12 cases reactivated in March.

**MONROE-PIKE COUNTY**  
43rd Judicial District

Population - 57,240

Authorized Judges - 2

	1971	1972	1973	Change	Percent of Change
<b>CRIMINAL CASES</b>					
Defendant Records Received	354	246	311	65	26%
Defendant Records Disposed	271	272	214	-58	-21%
by Guilty Pleas	220	143	118		
Tried by Jury	18	20	17		
Jury Waived	0	5	5		
Nol Pros	33	93	30		
ARD	-	1	28		
Other "Dispositions"	28	10	15		
Adjustments	-	0	-66 <sup>(a)</sup>		
Grand Jury	-	16	31		
Inventory of Cases	158	116	116	0	0%
Trial days	-	86	140		
Visiting Judge - trial days	-	2	0		
<b>CIVIL CASES (Trespass, Assumpsit, Equity &amp; Misc.)</b>					
New cases praeciped for trial	131	93	111	18	20%
Dispositions	95	79	141	69	88%
by Non-Jury	0	11	4		
Jury verdict	19	9	22		
Settlement	46	37	62		
Hearing-settled	5	0	0		
Stricken	25	1	1		
Other "Dispositions"	105	21	52 <sup>(b)</sup>		
Transfer to Arbitration	-	0	0		
Inventory of Cases	65	79	49	-30	-37%
Trial days	-	103	141		
Visiting Judge - trial days	-	13	18		
<b>ARBITRATION</b>					
New cases added	41	39	35	-4	-10%
Dispositions	37	27	54	27	100%
Inventory	14	26	7	-19	-73%
<b>JUVENILE</b>					
New cases scheduled	91	82	85	3	4%
Dispositions	118	73	94	21	28%
Inventory	2	11	2	-9	-81%
<b>DOMESTIC RELATIONS</b>					
New cases scheduled	230	208	193	-15	-7%
Dispositions	164	209	242	33	15%
Inventory	74	73	24	-49	67%

<sup>(a)</sup> Reflects inactive cases removed from inventory in January.  
<sup>(b)</sup> Reflects 37 cases removed under Pa. R.J.A. 1901.

**MONTGOMERY COUNTY**  
38th Judicial District

Population - 623,799

Authorized Judges - 12

	1971	1972	1973	Change	Percent of Change
<b>CRIMINAL CASES</b>					
Defendant Records Received	3278	3144	3459	315	10%
Defendant Records Disposed	2460	3201	2778	-423	-13%
by Guilty Pleas	1933	2283	1923		
Tried by Jury	173	230	156		
Jury Waived	60	37	36		
Nol Pros	294	603	521		
ARD	-	7	86		
Other "Dispositions"	212	41	56		
Adjustments	-	-816 <sup>(a)</sup>	-377 <sup>(a)</sup>		
Grand Jury	-	173	204		
Inventory of Cases	3076	2030	2130	100	4%
Trial days	-	830	789		
Visiting Judge - trial days	-	0	176		
<b>CIVIL CASES (Trespass, Assumpsit, Equity &amp; Misc.)</b>					
New cases praeciped for trial	1327	922	1193	271	29%
Dispositions	477	1116	1006	-110	-9%
by Non-Jury	45	46	51		
Jury verdict	88	228	130		
Settlement	272	680	463		
Hearing-settled	66	63	92		
Stricken	6	99	73		
Other "Dispositions"	147	0	197		
Transfer to Arbitration	-	203	117		
Inventory of Cases	956 <sup>(b)</sup>	559	629	70	12%
Trial days	-	576	411		
Visiting Judge - trial days	-	1	55		
<b>ARBITRATION</b>					
New cases added	1120	1088	1105	17	1%
Dispositions	614	1299	1162	-137	-10%
Inventory	842	631	574	-57	-9%
<b>JUVENILE</b>					
New cases scheduled	520	539	681	142	26%
Dispositions	521	546	694	148	27%
Inventory	41	34	21	-13	-38%
<b>DOMESTIC RELATIONS</b>					
New cases scheduled	2545	2267	2542	275	12%
Dispositions	2358	2373	2394	21	0%
Inventory	405	297	445	148	49%

<sup>(a)</sup> Reflects fugitives and inactive cases removed from inventory.  
<sup>(b)</sup> Reflects correction in reporting procedure.

**NORTHAMPTON COUNTY**  
3rd Judicial District

Population - 214,368

Authorized Judges - 4

	1971	1972	1973	Change	Percent of Change
<b>CRIMINAL CASES</b>					
Defendant Records Received	699	782	728	-54	-6%
Defendant Records Disposed	566	673	856	183	27%
by Guilty Pleas	345	319	363		
Tried by Jury	93	82	58		
Jury Waived	29	38	29		
Nol Pros	99	107	129		
ARD	-	52	194		
Other "Dispositions"	62	75	83		
Adjustments	-	0	-107 <sup>(a)</sup>		
Grand Jury	-	3	15		
Inventory of Cases	402	508	258	-250	-49%
Trial days	-	152	80		
Visiting Judge - trial days	-	52	28		
<b>CIVIL CASES (Trespass, Assumpsit, Equity &amp; Misc.)</b>					
New cases praeciped for trial	385	442	377	-65	-14%
Dispositions	269	376	339	-37	-9%
by Non-Jury	50	33	35		
Jury verdict	48	47	50		
Settlement	150	223	223		
Hearing-settled	15	45	13		
Stricken	6	28	15		
Other "Dispositions"	45	0	3		
Transfer to Arbitration	-	47	58		
Inventory of Cases	120	139	119	-20	-14%
Trial days	-	151	140		
Visiting Judge - trial days	-	38	59		
<b>ARBITRATION</b>					
New cases added	257	235	238	3	1%
Dispositions	242	194	212	18	9%
Inventory	18	59	85	26	44%
<b>JUVENILE</b>					
New cases scheduled	347	402	508	106	26%
Dispositions	347	402	508	106	26%
Inventory	0	0	0	0	0%
<b>DOMESTIC RELATIONS</b>					
New cases scheduled	752	482 <sup>(a)</sup>	497	15	3%
Dispositions	776	479	515	36	7%
Inventory	31	34	16	-18	-52%

<sup>(a)</sup> Reflects correction in reporting procedures.

**NORTHUMBERLAND COUNTY**  
8th Judicial District

Population - 99,190

Authorized Judges - 2

	1971	1972	1973	Change	Percent of Change
<b>CRIMINAL CASES</b>					
Defendant Records Received	437	585	487	-98	-16%
Defendant Records Disposed	399	270	340	70	25
by Guilty Pleas	327	256	257		
Tried by Jury	12	8	11		
Jury Waived	0	2	0		
Nol Pros	60	2	55		
ARD	-	0	14		
Other "Dispositions"	32	2	3		
Adjustments	-	-81 <sup>(a)</sup>	-108 <sup>(a)</sup>		
Grand Jury	-	8	15		
Inventory of Cases	84	310	334	24	7
Trial days	-	91	113		
Visiting Judge - trial days	-	0	0		
<b>CIVIL CASES (Trespass, Assumpsit, Equity &amp; Misc.)</b>					
New cases praeciped for trial	27	26	35	9	34%
Dispositions	30	20	35	15	75%
by Non-Jury	0	0	1		
Jury verdict	5	0	4		
Settlement	3	16	29		
Hearing-settled	0	2	0		
Stricken	22	0	1		
Other "Dispositions"	0	2	0		
Transfer to Arbitration	-	0	4		
Inventory of Cases	28	34	30	-4	-11%
Trial days	-	15	38		
Visiting Judge - trial days	-	0	0		
<b>ARBITRATION</b>					
New cases added	24	35	28	-7	-19%
Dispositions	23	32	32	0	0%
Inventory	13	16	12	-4	-25%
<b>JUVENILE</b>					
New cases scheduled	81	113	124	11	9%
Dispositions	59	151	120	-31	-20%
Inventory	46	8	12	4	50%
<b>DOMESTIC RELATIONS</b>					
New cases scheduled	381	223	200	-23	-10%
Dispositions	330	293	192	-101	-34%
Inventory	75	5	13	8	159%

<sup>(a)</sup> Reflects fugitive and inactive defendants removed from inventory.

**PHILADELPHIA COUNTY**  
**1st Judicial District**

Population - 1,948,609

Authorized Judges - 81

	1971	1972	1973	Change	Percent of Change
<b>CRIMINAL CASES</b>					
Defendant Records Received	11724	10809	9945	-864	-7%
Defendant Records Disposed	12492	10373	10721	348	3%
by Guilty Pleas	4065	3001	2961		
Tried by Jury	205	294	462		
Jury Waived	6037	5288	5697		
Nol Pros	2185	1790	1601		
ARD					
Other "Dispositions"	24	0	0		
Adjustments	-	240	732		
Grand Jury	-	156	137		
Inventory of Cases	5058	5578	5397	-181	-3%
Trial days	-	6067	6178		
Visiting Judge - trial days	-	423	290		
<b>MUNICIPAL COURT</b>					
CIVIL CASES (Trespass, Assumpsit, Equity & Misc.)					
New cases praeciped for trial	5463	5730	4197	-1533	-26%
Dispositions	3816	3978	3731	-247	-6%
by Non-Jury	478	483	386		
Jury verdict	132	320	254		
Settlement	2578	2612	2431		
Hearing-settled	268	288	263		
Stricken	360	275	397		
Other "Dispositions"	-	0	0		
Transfer to Arbitration	10655	0	0		
Inventory of Cases	5681	7433	7899	466	6%
Trial days	-	3575	2232		
Visiting Judge - trial days	-	802	670		
<b>ARBITRATION</b>					
New cases added	19183	12862	11987	-875	-6%
Dispositions	12557	16190	13163	-3027	-18%
Inventory	10172	6844	5668	-1176	-17%
<b>JUVENILE</b>					
New cases scheduled	14503	10814	12476	1662	15%
Dispositions	14554	10785	12502	1717	15%
Inventory	1033	1062	1036	-26	-2%
<b>DOMESTIC RELATIONS</b>					
New cases scheduled	13421	11199	12360	1161	10%
Dispositions	10793	10909	11380	471	4%
Inventory	1227	1517	2497	980	64%

**PHILADELPHIA COUNTY**  
**Municipal Court**

Authorized Judges - 22<sup>(a)</sup>

	1971	1972	1973	Change	Percent of Change
<b>CRIMINAL CASES</b>					
Defendant Records Received	19785	24563	28306	3743	16%
Defendant Records Disposed <sup>(b)</sup>	12494	25988	26850	863	4%
by Guilty Pleas	1329	3881	3246		
Tried by Jury	NA	NA	NA		
Jury Waived <sup>(c)</sup>	8124	17023	15629		
Nol Pros	2570	0	0		
ARD	471	5084	7975		
Other "Dispositions"	-	-	-		
Adjustments <sup>(d)</sup>	-	-483	-718		
Grand Jury	NA	NA	NA		
Inventory of Cases	8777	6869	7607	798	11%
Trial days	NA	869	736		
Visiting Judge - trial days	NA	1455 <sup>(e)</sup>	1783 <sup>(e)</sup>		

Act No. 45 approved July 14, 1971 extended the jurisdiction of the law trained judges of the Municipal Court to include all criminal offenses which are punishable by imprisonment of not more than five years, including indictable offenses under the motor vehicle laws.

(a) Of the 22 authorized judgeships for the Philadelphia Municipal Court, only ten judges are presently members of the Bar of the Supreme Court. Only these "law judges" may exercise jurisdiction in the criminal cases listed above. The Trial Division of the Court of Common Pleas also has concurrent jurisdiction over such matters until there are sufficient number of judges who are members of the Municipal Court to handle such matters.

(b) These criminal cases are all trial cases and do not include preliminary hearings or summary proceedings.

(c) Under the Municipal Court Jurisdiction Act, there is no right of trial by jury but the defendant has the right of appeal for trial de novo, including the right of trial by jury to the Trial Division of the Court of Common Pleas.

(d) Includes fugitives, mental health transfers to inactive and adjustments.

(e) Common Pleas Judges assigned to Municipal Court.

**POTTER COUNTY**  
55th Judicial District

Population - 16,395

Authorized Judges - 1

	1971	1972	1973	Change	Percent of Change
<b>CRIMINAL CASES</b>					
Defendant Records Received	76	86	78	-8	-9%
Defendant Records Disposed by Guilty Pleas	75	70	78	8	11%
Tried by Jury	50	38	32		
Jury Waived	10	14	14		
Nol Pros	0	1	1		
ARD	15	14	23		
Other "Dispositions"	-	0	2		
Adjustments	3	3	6		
Grand Jury	-	0	-4		
Inventory of Cases	29	38	33	-5	-13%
Trial days	-	27	28		
Visiting Judge - trial days	-	16	7		
<b>CIVIL CASES (Trespass, Assumpsit, Equity &amp; Misc.)</b>					
New cases praeciped for trial	24	29	26	-3	-10%
Dispositions	18	21	36	15	71%
by Non-Jury	1	0	4		
Jury verdict	8	2	4		
Settlement	6	16	12		
Hearing-settled	3	2	3		
Stricken	1	1	0		
Other "Dispositions"	5	0	13 <sup>(a)</sup>		
Transfer to Arbitration	-	0	1		
Inventory of Cases	11	19	8	-11	-57%
Trial days	-	18	13		
Visiting Judge - trial days	-	2	6		
<b>ARBITRATION</b>					
New cases added	11	5	9	4	79%
Dispositions	12	7	8	1	14%
Inventory	5	3	4	1	33%
<b>JUVENILE</b>					
New cases scheduled	16	46	22	-24	-52%
Dispositions	19	25	46	21	-84%
Inventory	5	26	2	-24	-92%
<b>DOMESTIC RELATIONS</b>					
New cases scheduled	49	57	61	4	7%
Dispositions	44	31	92	61	196%
Inventory	9	35	4	-31	-88%

(a) Reflects cases removed under Pa. R.J.A. 1901.

**SCHUYLKILL COUNTY**  
21st Judicial District

Population - 160,089

Authorized Judges - 5

	1971	1972	1973	Change	Percent of Change
<b>CRIMINAL CASES</b>					
Defendant Records Received	585	585	575	-10	-1%
Defendant Records Disposed by Guilty Pleas	402	513	503	-10	-1%
Tried by Jury	270	308	260		
Jury Waived	29	34	37		
Nol Pros	3	26	14		
ARD	100	107	95		
Other "Dispositions"	-	34	94		
Adjustments	36	4	3		
Grand Jury	-	0	-142 <sup>(a)</sup>		
Inventory of Cases	460	498	403	-95	-19%
Trial days	-	139	196		
Visiting Judge - trial days	-	0	0		
<b>CIVIL CASES (Trespass, Assumpsit, Equity &amp; Misc.)</b>					
New cases praeciped for trial	125	181	196	15	8%
Dispositions	121	325	193	-132	-40%
by Non-Jury	36	0	7		
Jury verdict	20	66	39		
Settlement	17	23	18		
Hearing-settled	47	15	6		
Stricken	1	220	118		
Other "Dispositions"	1	1	5		
Transfer to Arbitration	-	7	3		
Inventory of Cases	151	0	0	0	-----%
Trial days	-	61	44		
Visiting Judge - trial days	-	7	10		
<b>ARBITRATION</b>					
New cases added	36	81	66	-15	-18%
Dispositions	56	92	106	14	15%
Inventory	75	64	24	-40	-62%
<b>JUVENILE</b>					
New cases scheduled	234	276	213	-63	-22%
Dispositions	194	383	260	-123	-32%
Inventory	169	62	15	-47	-75%
<b>DOMESTIC RELATIONS</b>					
New cases scheduled	235	271	317	46	16%
Dispositions	231	276	321	45	16%
Inventory	11	6	2	-4	-66%

(a) Reflects cases removed under Pa. R.J.A. 1901.



**SNYDER-UNION COUNTY**  
17th Judicial District

Population -- 57,872

Authorized Judges -- 1

	1971	1972	1973	Change	Percent of Change
<b>CRIMINAL CASES</b>					
Defendant Records Received	216	237	205	-32	-13%
Defendant Records Disposed	153	183	179	-4	-3%
by Guilty Pleas	104	111	86		
Tried by Jury	17	9	7		
Jury Waived	1	2	3		
Nol Pros	31	40	58		
ARD	--	11	14		
Other "Dispositions"	13	10	11		
Adjustments	--	-4	-1		
Grand Jury	--	19	14		
Inventory of Cases	158	189	200	11	5%
Trial days	--	47	109		
Visiting Judge -- trial days	--	2	27		
<b>CIVIL CASES (Trespass, Assumpsit, Equity &amp; Misc.)</b>					
New cases praeciped for trial	26	49	51	2	4%
Dispositions	17	28	56	28	100%
by Non-Jury	0	3	3		
Jury verdict	0	3	0		
Settlement	9	17	36		
Hearing-settled	8	0	2		
Stricken	0	0	4		
Other "Dispositions"	0	5	11		
Transfer to Arbitration	--	5	3		
Inventory of Cases	54	70	62	-8	-11%
Trial days	--	20	4		
Visiting Judge -- trial days	--	0	4		
<b>ARBITRATION</b>					
New cases added	18	15	10	-5	-33%
Dispositions	18	11	7	-4	-36%
Inventory	11	15	18	3	19%
<b>JUVENILE</b>					
New cases scheduled	33	38	57	19	50%
Dispositions	30	39	50	11	28%
Inventory	29	28	35	7	25%
<b>DOMESTIC RELATIONS</b>					
New cases scheduled	105	94	70	-24	-25%
Dispositions	80	100	69	-31	-30%
Inventory	43	37	38	1	2%

**SOMERSET COUNTY**  
16th Judicial District

Population -- 76,037

Authorized Judges -- 2

	1971	1972	1973	Change	Percent of Change
<b>CRIMINAL CASES</b>					
Defendant Records Received	409	374	348	-26	-6%
Defendant Records Disposed	425	319	235	-84	-26%
by Guilty Pleas	279	247	148		
Tried by Jury	39	23	24		
Jury Waived	6	8	2		
Nol Pros	101	22	49		
ARD	--	16	0		
Other "Dispositions"	43	3	12		
Adjustments	--	-18	-42 <sup>(a)</sup>		
Grand Jury	--	12	16		
Inventory of Cases	103	128	183	55	42%
Trial days	--	43	72		
Visiting Judge -- trial days	--	0	0		
<b>CIVIL CASES (Trespass, Assumpsit, Equity &amp; Misc.)</b>					
New cases praeciped for trial	51	109	106	-3	-3%
Dispositions	36	47	123	76	162%
by Non-Jury	0	2	2		
Jury verdict	1	3	3		
Settlement	35	35	30		
Hearing-settled	0	0	2		
Stricken	0	1	2		
Other "Dispositions"	1	6	84 <sup>(a)</sup>		
Transfer to Arbitration	--	2	5		
Inventory of Cases	45	105	83	-22	-20%
Trial days	--	19	27		
Visiting Judge -- trial days	--	1	0		
<b>ARBITRATION</b>					
New cases added	70	80	95	15	18%
Dispositions	35	70	64	-6	-8%
Inventory	53	63	94	31	49%
<b>JUVENILE</b>					
New cases scheduled	364	365	197	-168	-46%
Dispositions	346	373	163	-210	-56%
Inventory	25	17	51	34	200%
<b>DOMESTIC RELATIONS</b>					
New cases scheduled	201	170	71	-99	-58%
Dispositions	201	160	101	-59	-36%
Inventory	20	30	0	-30	-100%

<sup>(a)</sup> Reflects corrections in reporting procedures.

**SULLIVAN-WYOMING COUNTY**  
44th Judicial District

Population - 25,043

Authorized Judges - 1

	1971	1972	1973	Change	Percent of Change
<b>CRIMINAL CASES</b>					
Defendant Records Received	164	161	137	-24	-14%
Defendant Records Disposed	123	164	124	-40	-24%
by Guilty Pleas	75	68	71		
Tried by Jury	14	26	11		
Jury Waived	18	13	14		
Nol Pros	16	41	12		
ARD	-	4	9		
Other "Dispositions"	8	12	7		
Adjustments	-	3	11		
Grand Jury	-	10	4		
Inventory of Cases	75	65	85	20	30%
Trial days	-	67	45		
Visiting Judge - trial days	-	0	1		
<b>CIVIL CASES (Trespass, Assumpsit, Equity &amp; Misc.)</b>					
New cases praeciped for trial	24	20	26	6	30%
Dispositions	6	28	24	-4	-15%
by Non-Jury	0	0	0		
Jury verdict	0	4	1		
Settlement	6	18	5		
Hearing-settled	0	0	0		
Stricken	0	5	14		
Other "Dispositions"	2	1	4		
Transfer to Arbitration	-	2	0		
Inventory of Cases	21	11	13	2	18%
Trial days	-	20	8		
Visiting Judge - trial days	-	3	3		
<b>ARBITRATION</b>					
New cases added	4	4	2	-2	-50%
Dispositions	4	4	1	-3	-75%
Inventory	0	0	1	1	0%
<b>JUVENILE</b>					
New cases scheduled	93	111	57	-34	-48%
Dispositions	93	109	58	-51	-46%
Inventory	0	2	1	-1	-50%
<b>DOMESTIC RELATIONS</b>					
New cases scheduled	53	23	24	1	4%
Dispositions	45	29	24	-5	-17%
Inventory	12	6	6	0	0%

**SUSQUEHANNA COUNTY**  
34th Judicial District

Population - 34,344

Authorized Judges - 1

	1971	1972	1973	Change	Percent of Change
<b>CRIMINAL CASES</b>					
Defendant Records Received	161	85	96	11	12%
Defendant Records Disposed	144	79	89	10	12%
by Guilty Pleas	111	63	66		
Tried by Jury	23	7	2		
Jury Waived	0	0	0		
Nol Pros	10	8	17		
ARD	-	1	3		
Other "Dispositions"	18	0	1		
Adjustments	-	0	0		
Grand Jury	-	8	7		
Inventory of Cases	2	0	0	0	-----%
Trial days	-	23	19		
Visiting Judge - trial days	-	7	0		
<b>CIVIL CASES (Trespass, Assumpsit, Equity &amp; Misc.)</b>					
New cases praeciped for trial	53	35	29	-6	-17%
Dispositions	28	34	24	-10	-30%
by Non-Jury	12	0	2		
Jury verdict	2	6	6		
Settlement	5	22	16		
Hearing-settled	0	0	0		
Stricken	9	0	0		
Other "Dispositions"	6	6	0		
Transfer to Arbitration	-	0	0		
Inventory of Cases	24	25	30	5	19%
Trial days	-	32	30		
Visiting Judge - trial days	-	6	0		
<b>ARBITRATION</b>					
New cases added	----- NONE -----				
Dispositions	----- NONE -----				
Inventory	----- NONE -----				
<b>JUVENILE</b>					
New cases scheduled	53	81	53	-28	-34%
Dispositions	41	94	34	-60	-63%
Inventory	19	6	25	19	316%
<b>DOMESTIC RELATIONS</b>					
New cases scheduled	73	62	74	12	19%
Dispositions	64	74	62	-12	-16%
Inventory	16	4	16	12	300%

**TIOGA COUNTY**  
4th Judicial District

Population - 36,691

Authorized Judges - 1

	1971	1972	1973	Change	Percent of Change
<b>CRIMINAL CASES</b>					
Defendant Records Received	231	205	276	71	34%
Defendant Records Disposed	173	214	213	-1	-0%
by Guilty Pleas	103	114	74		
Tried by Jury	4	5	5		
Jury Waived	17	26	17		
Nol Pros	49	38	72		
ARD	-	8	41		
Other "Dispositions"	26	23	4		
Adjustments	-	10	-6		
Grand Jury	-	3	13		
Inventory of Cases	63	61	105	44	72%
Trial days	-	35	49		
Visiting Judge - trial days	-	27	15		
<b>CIVIL CASES (Trespass, Assumpsit, Equity &amp; Misc.)</b>					
New cases praeciped for trial	18	34	16	-18	-52%
Dispositions	10	34	11	-23	-67%
by Non-Jury	0	0	0		
Jury verdict	3	6	4		
Settlement	6	22	1		
Hearing-settled	0	0	2		
Stricken	0	0	0		
Other "Dispositions"	9	6	4		
Transfer to Arbitration	-	0	1		
Inventory of Cases	5	5	9	4	79%
Trial days	-	18	33		
Visiting Judge - trial days	-	9	23		
<b>ARBITRATION</b>					
New cases added	21	16	9	-7	-43%
Dispositions	20	19	9	-10	-52%
Inventory	3	0	0	0	0%
<b>JUVENILE</b>					
New cases scheduled	76	72	126	54	75%
Dispositions	81	61	126(a)	65	106%
Inventory	14	25	25	0	0%
<b>DOMESTIC RELATIONS</b>					
New cases scheduled	182	229	218	-11	-4%
Dispositions	154	259	246(a)	-13	-5%
Inventory	98	68	40	-28	-41%

(a) Reflects cases removed under Pa. R.J.A. 1901.

**VENANGO COUNTY**  
28th Judicial District

Population - 62,353

Authorized Judges - 1

	1971	1972	1973	Change	Percent of Change
<b>CRIMINAL CASES</b>					
Defendant Records Received	286	235	246	11	4%
Defendant Records Disposed	165	139	307	168	120%
by Guilty Pleas	104	48	46		
Tried by Jury	5	9	12		
Jury Waived	4	6	15		
Nol Pros	52	61	167		
ARD	-	13	66		
Other "Dispositions"	22	2	1		
Adjustments	-	9	-2		
Grand Jury	-	15	12		
Inventory of Cases	365	455	380	-75	-16%
Trial days	-	26	51		
Visiting Judge - trial days	-	0	1		
<b>CIVIL CASES (Trespass, Assumpsit, Equity &amp; Misc.)</b>					
New cases praeciped for trial	32	16	45	29	181%
Dispositions	34	17	29	12	70%
by Non-Jury	4	1	4		
Jury verdict	11	2	10		
Settlement	16	0	2		
Hearing-settled	0	0	0		
Stricken	3	0	0		
Other "Dispositions"	7	14	13		
Transfer to Arbitration	-	0	0		
Inventory of Cases	16	15	31	16	106%
Trial days	-	21	42		
Visiting Judge - trial days	-	4	0		
<b>ARBITRATION</b>					
New cases added	17	9	21	12	133%
Dispositions	8	14	16	2	14%
Inventory	15	10	15	5	50%
<b>JUVENILE</b>					
New cases scheduled	81	39	94	55	141%
Dispositions	82	11	61	50	454%
Inventory	1	29	62	33	113%
<b>DOMESTIC RELATIONS</b>					
New cases scheduled	188	240	270	30	12%
Dispositions	182	184	235	51	27%
Inventory	75	131	166	35	26%

## WASHINGTON COUNTY 27th Judicial District

Population - 210,876

Authorized Judges - 5

	1971	1972	1973	Change	Percent of Change
<b>CRIMINAL CASES</b>					
Defendant Records Received	1153	1078	1047	-31	-2%
Defendant Records Disposed	730	818	738	-80	-9%
by Guilty Pleas	531	653	551		
Tried by Jury	28	26	22		
Jury Waived	8	19	23		
Nol Pros	163	93	109		
ARD	-	1	20		
Other "Dispositions"	188	26	13		
Adjustments	-	-125 <sup>(a)</sup>	-111 <sup>(a)</sup>		
Grand Jury	-	95	135		
Inventory of Cases	635	675	738	63	9%
Trial days	-	220	146		
Visiting Judge - trial days	-	0	12		
<b>CIVIL CASES (Trespass, Assumpsit, Equity &amp; Misc.)</b>					
New cases praeciped for trial	406	232	147	-85	-37%
Dispositions	299	387	178	-209	-54%
by Non-Jury	33	40	28		
Jury verdict	5	68	12		
Settlement	207	127	118		
Hearing-settled	2	8	8		
Stricken	52	4	7		
Other "Dispositions"	75	140	5		
Transfer to Arbitration	-	15	5		
Inventory of Cases	303	133	97	-36	-27%
Trial days	-	147	57		
Visiting Judge - trial days	-	0	5		
<b>ARBITRATION</b>					
New cases added	165	192	224	32	16%
Dispositions	59	158	337	179	113%
Inventory	155	189	76	-113	-59%
<b>JUVENILE</b>					
New cases scheduled	347	127	168	41	32%
Dispositions	342	96	176	80	83%
Inventory	5	36	28	-8	-22%
<b>DOMESTIC RELATIONS</b>					
New cases scheduled	651	277	266	-11	-3%
Dispositions	686	264	235	-29	-10%
Inventory	32	45	76	31	68%

<sup>(a)</sup> Reflects fugitives and inactive cases removed from inventory.

## WAYNE COUNTY 22nd Judicial District

Population - 29,581

Authorized Judges - 1

	1971	1972	1973	Change	Percent of Change
<b>CRIMINAL CASES</b>					
Defendant Records Received	124	159	170	11	6%
Defendant Records Disposed	134	133	159		
by Guilty Pleas	103	100	71		
Tried by Jury	10	2	1		
Jury Waived	8	0	0		
Nol Pros	13	22	43		
ARD	-	0	0		
Other "Dispositions"	14	9	44		
Adjustments	-	0	0		
Grand Jury	-	4	19		
Inventory of Cases	55	77	69	-8	-10%
Trial days	-	8	2		
Visiting Judge - trial days	-	0	0		
<b>CIVIL CASES (Trespass, Assumpsit, Equity &amp; Misc.)</b>					
New cases praeciped for trial	38	50	48		
Dispositions	28	41	40		
by Non-Jury	0	2	3		
Jury verdict	5	15	14		
Settlement	19	2	2		
Hearing-settled	2	5	1		
Stricken	2	14	8		
Other "Dispositions"	9	3	12		
Transfer to Arbitration	-	0	0		
Inventory of Cases	48	57	65	8	14%
Trial days	-	33	27		
Visiting Judge - trial days	-	0	1		
<b>ARBITRATION</b>					
New cases added	1	0	2		
Dispositions	1	0	3		
Inventory	10	10	9	-1	-1%
<b>JUVENILE</b>					
New cases scheduled	46	84	72		
Dispositions	48	80	64		
Inventory	1	5	13	8	160%
<b>DOMESTIC RELATIONS</b>					
New cases scheduled	78	82	77		
Dispositions	55	96	81		
Inventory	40	26	22	-4	-15%

**WESTMORELAND COUNTY**  
10th Judicial District

Population - 376,935

Authorized Judges - 6

	1971	1972	1973	Change	Percent of Change
<b>CRIMINAL CASES</b>					
Defendant Records Received	1509	1488	1325	-163	-10%
Defendant Records Disposed	1169	1281	1066	-215	-16%
by Guilty Pleas	631	617	431		
Tried by Jury	47	109	44		
Jury Waived	174	102	91		
Nol Pros	317	316	232		
ARD	-	82	208		
Other "Dispositions"	117	55	60		
Adjustments	-	-357	-73		
Grand Jury	-	86	164		
Inventory of Cases	713	477	499	22	4%
Trial days	-	241	191		
Visiting Judge - trial days	-	0	4		
<b>CIVIL CASES (Trespass, Assumpsit, Equity &amp; Misc.)</b>					
New cases praeciped for trial	552	869	650	-219	.25%
Dispositions	566	639	661	22	3%
by Non-Jury	22	36	46		
Jury verdict	68	60	68		
Settlement	404	483	480		
Hearing-settled	68	43	67		
Stricken	4	0	0		
Other "Dispositions"	33	17	0		
Transfer to Arbitration	-	39	6		
Inventory of Cases	113	304	287	-17	-5%
Trial days	-	248	200		
Visiting Judge - trial days	-	0	8		
<b>ARBITRATION</b>					
New cases added	298	298	537 <sup>(a)</sup>	239	80%
Dispositions	212	382	615	233	60%
Inventory	179	95	17	-78	-82%
<b>JUVENILE</b>					
New cases scheduled	134	290	285	-5	-1%
Dispositions	110	253	335	82	32%
Inventory	28	65	15	-50	-76%
<b>DOMESTIC RELATIONS</b>					
New cases scheduled	1418	362 <sup>(b)</sup>	666	304	83%
Dispositions	1435	353	574	221	62%
Inventory	28	37	129	92	248%

(a) Reflects 278 new arbitration cases added in July 1973.  
(b) Reflects correction in reporting procedure.

**YORK COUNTY**  
19th Judicial District

Population - 272,603

Authorized Judges - 5

	1971	1972	1973	Change	Percent of Change
<b>CRIMINAL CASES</b>					
Defendant Records Received	1584	1587	1552	-35	-2%
Defendant Records Disposed	1356	1310	1273	-37	-2%
by Guilty Pleas	979	915	842		
Tried by Jury	97	107	140		
Jury Waived	18	26	29		
Nol Pros	262	219	217		
ARD	-	0	1		
Other "Dispositions"	223	43	44		
Adjustments	-	-271 <sup>(a)</sup>	-346 <sup>(a)</sup>		
Grand Jury	-	187	207		
Inventory of Cases	971	790	516	-274	-34%
Trial days	-	247	332		
Visiting Judge - trial days	-	10	5		
<b>CIVIL CASES (Trespass, Assumpsit, Equity &amp; Misc.)</b>					
New cases praeciped for trial	226	184	244 <sup>(b)</sup>	60	32%
Dispositions	136	162	195	33	20%
by Non-Jury	0	8	8		
Jury verdict	52	14	12		
Settlement	52	122	136		
Hearing-settled	0	12	15		
Stricken	32	0	0		
Other "Dispositions"	11	6	24		
Transfer to Arbitration	-	0	1		
Inventory of Cases	183	205	253	48	23%
Trial days	-	152	386		
Visiting Judge - trial days	-	13	0		
<b>ARBITRATION</b>					
New cases added	254	156	227	71	45%
Dispositions	205	52	101	49	95%
Inventory	85	189	315	126	56%
<b>JUVENILE</b>					
New cases scheduled	865	315	194	-121	-38%
Dispositions	856	433	194	-239	-55%
Inventory	118	0	0	0	0%
<b>DOMESTIC RELATIONS</b>					
New cases scheduled	2066	1372	1569	197	14%
Dispositions	2042	1290	1581	291	23%
Inventory	59	23	11	-12	-52%

(a) Reflects removal of fugitives and inactive cases.  
(b) Reflects correction in reporting procedure in April 1973.

JUDGES OF COURTS OF RECORD IN PENNSYLVANIA

AS OF MARCH 1974

SUPREME COURT

Chief Justice BENJAMIN R. JONES, Wilkes-Barre.  
Justice MICHAEL J. EAGEN, Scranton.  
Justice HENRY X. O'BRIEN, Pittsburgh.  
Justice SAMUEL J. ROBERTS, Erie  
Justice THOMAS W. POMEROY, JR., Pittsburgh.  
Justice ROBERT N.C. NIX, JR., Philadelphia  
Justice LOUIS L. MANDERINO, Monessen.

SUPERIOR COURT

President Judge G. HAROLD WATKINS, Ashland.  
Judge ROBERT LEE JACOBS, Carlisle.  
Judge J. SYDNEY HOFFMAN, Philadelphia.  
Judge WILLIAM F. CERCONI, Pittsburgh.  
Judge GWILYM A. PRICE, JR., Pittsburgh  
Judge ROBERT VAN der VOORT, Pittsburgh  
Judge EDMUND B. SPAETH, JR., Philadelphia

COMMONWEALTH COURT

President Judge JAMES S. BOWMAN, Harrisburg.  
Judge JAMES C. CRUMLISH, JR., Philadelphia.  
Judge HARRY A. KRAMER, Pittsburgh.  
Judge ROY WILKINSON, JR., Bellefonte.  
Judge GLENN E. MENCER, Smethport.  
Judge THEODORE O. ROGERS, West Chester.  
Judge GENEVIEVE BLATT, Harrisburg.

DISTRICT COURTS

1st Dist. — City of Philadelphia

COURT OF COMMON PLEAS  
D. Donald Jamieson — President Judge

TRIAL DIVISION

Ethan Allen Doty — Administrative Judge  
Leo Weinrott  
John J. McDevitt, III  
James T. McDermott  
G. Fred DiBona  
Joseph L. McGlynn, Jr.  
Jay H. Eiseman  
Victor J. DiNubile  
Juanita Kidd Stout  
Stanley M. Greenberg  
Edward J. Bradley  
Theodore B. Smith, Jr.  
James R. Cavanaugh  
Ned L. Hirsh  
John A. Geisz  
Matthew W. Bullock, Jr.  
Charles P. Mirarchi, Jr.  
Edward J. Blake  
Calvin T. Wilson  
Julian F. King  
Alexander F. Barbieri  
Robert A. Latrone  
Edwin S. Malmed  
Paul M. Chalfin  
Jacob Kalish  
Paul J. Cody  
Norman A. Jenkins  
Levy Anderson  
Paul Ribner  
Merna B. Marshall  
Armand Della Porta  
Edward Rosenwald  
Thomas N. Shiomos  
Robert W. Williams, Jr.  
Harry A. Takiff  
Lois G. Forer  
William Porter  
George J. Ivins  
Stanley L. Kubacki  
Lisa A. Richette  
Curtis C. Carson, Jr.  
Francis A. Biunno  
Alex Bonavitacola  
Eugene Gelfand  
Angelo A. Guarino  
Marvin R. Halbert  
William J. Lederer  
Charles A. Lord  
Albert F. Sabo  
David N. Savitt  
Samuel Smith  
Lawrence Prattis

ORPHANS' COURT DIVISION

Charles Klein — Administrative Judge  
Theodore S. Gutowicz  
Paul Silverstein  
Kendall H. Shoyer  
Joseph S. Bruno  
Edmund S. Pawelec

FAMILY COURT DIVISION

Frank J. Montemuro — Administrative Judge  
Gregory G. Lagakos  
Samuel H. Rosenberg  
Nicholas A. Cipriani  
Herbert R. Cain, Jr.  
Paul A. Tranchitella  
James L. Stern  
Charles Wright  
Vito F. Canuso  
Vito N. Pisciotta  
Doris M. Harris  
Jerome A. Zaleski  
Jerome A. O'Neill  
John R. Meade  
William A. Dwyer, Jr.  
Harvey N. Schmidt  
Joseph T. Murphy  
Paul A. Dandridge  
Judith J. Jamison  
Edward B. Rosenberg

1st Dist. -- City of Philadelphia (Cont'd)

### MUNICIPAL COURT

\*Joseph R. Glancey -- President Judge  
\*Michael J. Conroy, Jr.                      Edward S. Cox  
\*Charles J. Margiotti, Jr.                  Joseph A. Murphy  
\*J. Earl Simmons, Jr.                        Edward T. Quinn  
\*Maxwell L. Ominsky                         George J. Woods  
\*Joseph Patrick McCabe, Jr.                Ralph M. Dennis  
\*Lynwood F. Blount                         Thomas Marotta  
\*Francis P. Cosgrove                         Harry Melton  
\*Edward G. Mekel                             John J. Poserina  
\*Samuel M. Lehrer                            Matthew Zagorski  
William D. Markert

\*Judges Learned In The Law

2nd Dist. -- Lancaster County. C.P. -- William G. Johnstone, Jr., P.J., W. Hensel Brown, Wilson Bucher. O.C. Div. -- Anthony R. Appel.  
3rd Dist. -- Northampton County. Clinton Budd Palmer, P.J., Alfred T. Williams, Jr., Richard D. Grifo, Michael V. Franciosa.  
4th Dist. -- Tioga County. Robert M. Kemp, P.J.  
5th Dist. -- Allegheny County.

### COURT OF COMMON PLEAS Henry Ellenbogen -- President Judge

#### CIVIL DIVISION

John J. McLean, Jr. -- Administrative Judge  
Homer S. Brown                                Marion K. Finkelhor  
Ralph H. Smith, Jr.                            Michael J. O'Malley  
Frederic G. Weir                                Maurice Louik  
John P. Hester                                 Paul R. Zavarella  
J. Warren Watson                              Rolf Larsen  
Richard T. Wentley                            Zoran Popovich  
Robert A. Doyle                                I. Martin Wekselman

#### CRIMINAL DIVISION

Samuel Strauss -- Administrative Judge  
Joseph H. Ridge                                John P. Flaherty, Jr.  
Albert A. Fiok                                  Thomas A. Harper  
Arthur Wessel, Jr.                              Donald E. Ziegler  
Henry R. Smith, Jr.                             James F. Clarke  
Silvestri Silvestri                              Livingstone M. Johnson  
John W. O'Brien                                Nathan Schwartz

#### ORPHANS' COURT DIVISION

J. Frank McKenna, Jr. -- Administrative Judge

#### FAMILY DIVISION

John G. Brosky -- Administrative Judge  
James M. Guffey                                Eunice Ross  
Maurice B. Cahill, Jr.                        Louis J. Sparvero  
Patrick R. Tamilia

6th Dist. -- Erie County. C.P. -- Edward H. Carney, P.J., Lindley R. McClelland, Fred P. Anthony, William E. Pfadt. O.C. Div. -- James B. Dwyer.  
7th Dist. -- Bucks County. C.P. -- Lawrence A. Monroe, P.J., Paul R. Beckert, John Justus Bodley, Isaac S. Garb, Edmund V. Ludwig, Robert M. Mountenay, Arthur B. Walsh, Jr., William Hart Rufe, III. O.C. Div. -- Edwin H. Satterthwaite, P.J.  
8th Dist. -- Northumberland County. Michael Kivko, P.J., Frank S. Moser.  
9th Dist. -- Cumberland County. Dale F. Shughart, P.J., Clinton R. Weidner.  
10th Dist. -- Westmoreland County. C.P. -- David H. Weiss, P.J., L. Alexander Sculco, Richard E. McCormick, Robert H. Rial, Gilfert M. Mihalich. O.C. Div. -- Earl S. Keim.  
11th Dist. -- Luzerne County. C.P. -- Bernard C. Brominski, P.J., Richard L. Bigelow, Robert J. Hourigan, Peter Paul Olszewski, Bernard J. Podcasy, Arthur D. Dalessandro. O.C. Div. -- Edward W. Lopatto.  
12th Dist. -- Dauphin County. C.P. -- Lee F. Swope, P.J., William W. Lipsitt, William W. Caldwell, Warren G. Morgan, John C. Dowling, Richard B. Wickersham. O.C. Div. -- Lee F. Swope.  
13th Dist. -- Greene County. Glenn Toothman, P.J.  
14th Dist. -- Fayette County. C.P. -- James A. Reilly, P.J., John I. Munson, Samuel J. Feigus, Richard D. Cicchetti. O.C. Div. -- James A. Reilly, P.J.  
15th Dist. -- Chester County. C.P. -- John M. Kurtz, Jr., P.J., Dominic T. Marrone, Thomas A. Pitt, Jr., John E. Stively, Jr., John M. Wajert, Leonard Sugarman. O.C. Div. -- John M. Kurtz, Jr.  
16th Dist. -- Somerset County. Charles H. Coffroth, P.J., Norman A. Shaulis.  
17th Dist. -- Union/Snyder Counties. A. Thomas Wilson, P.J.  
18th Dist. -- Clarion County. Robert B. Filson, P.J.  
19th Dist. -- York County. C.P. -- George W. Atkins, P.J., Robert I. Shadle, James E. Buckingham, Albert G. Blakey, III. O.C. Div. -- Richard E. Kohler, P.J.  
20th Dist. -- Huntingdon County. Morris M. Terrizi, P.J.  
21st Dist. -- Schuylkill County. C.P. -- James J. Curran, P.J., George W. Heffner, John W. Walesky, John E. Lavelle. O.C. Div. -- Guy A. Bowe, Jr., P.J.  
22nd Dist. -- Wayne County. James Rutherford, P.J.  
23rd Dist. -- Berks County. C.P. -- W. Richard Eshelman, P.J., Warren K. Hess, James W. Bertolet, Frederick Edenharter. O.C. Div. -- Dawson H. Muth, P.J.  
24th Dist. -- Blair County. Robert C. Haberstroh, P.J., Paul S. Foreman.  
25th Dist. -- Clinton County. Carson V. Brown, P.J.  
26th Dist. -- Columbia/Montour Counties. Jay Walter Myers, P.J.  
27th Dist. -- Washington County. C.P. -- Charles G. Sweet, P.J., Richard DiSalte, Thomas D. Gladden. O.C. Div. -- Paul A. Simmons.  
28th Dist. -- Venango County. William E. Breene, P.J.  
29th Dist. -- Lycoming County. Charles F. Greevy, P.J.  
30th Dist. -- Crawford County. P. Richard Thomas, P.J., F. Joseph Thomas.  
31st Dist. -- Lehigh County. C.P. -- Kenneth H. Koch, P.J., Donald E. Wieand, John E. Backenstoe, Maxwell E. Davison. O.C. Div. -- Martin J. Coyne.  
32nd Dist. -- Delaware County. C.P. -- John V. Diggins, P.J., Francis J. Catania, Louis A. Bloom, Edwin E. Lippincott, II, Paul R. Sand, Joseph W. deFuria, Howard F. Reed, Jr., Robert A. Wright, Domenic D. Jerome, Donald J. Orlowsky, Clement J. McGovern, Jr., William R. Toal, Jr. O.C. Div. -- John V. Diggins.  
33rd Dist. -- Armstrong County. Roy A. House, Jr., P.J.  
34th Dist. -- Susquehanna County. Donald O'Malley, P.J.  
35th Dist. -- Mercer County. John Q. Stranahan, P.J., Albert E. Acker.  
36th Dist. -- Beaver County. C.P. -- John N. Sawyer, P.J., J. Quint Salmon, H. Beryl Klein. O.C. Div. -- James E. Rowley.  
37th Dist. -- Warren/Forest Counties. Robert L. Wolfe, P.J.  
38th Dist. -- Montgomery County. C.P. -- David E. Groshens, P.J., Robert W. Honeyman, Frederick B. Smillie, William W. Vogel, Richard S. Lowe, Louis D. Stefan, A. Benjamin Scirica, Robert W. Tiedinnick, John R. Henry, Vincent A. Cirillo, Joseph H. Stanziani. O.C. Div. -- Alfred L. Taxis, Jr., P.J.

**CONTINUED**

**1 OF 2**



- 39th Dist. — Franklin/Fulton Counties. George C. Eppinger, P.J., John W. Keller.  
 40th Dist. — Indiana County. Edwin M. Clark, P.J., Earl R. Handler.  
 41st Dist. — Juniata/Perry Counties. Charles W. Kugler, P.J.  
 42nd Dist. — Bradford County. Evan S. Williams, P.J.  
 43rd Dist. — Monroe/Pike Counties. Arlington W. Williams, P.J., James R. Marsh.  
 44th Dist. — Wyoming/Sullivan Counties. Roy A. Gardner, P.J.  
 45th Dist. — Lackawanna County. C.P. — Otto P. Robinson, P.J., Richard P. Conaboy,  
 Edwin M. Kosik, James J. Walsh. O.C. Div. — Daniel L. Penetar.  
 46th Dist. — Clearfield County. John K. Reilly, Jr., P.J.  
 47th Dist. — Cambria County. C.P. — Alton A. McDonald, P.J., H. Clifton McWilliams, Jr.,  
 Joseph F. O'Kicki. O.C. Div. — Arnold D. Smorto, P.J.  
 48th Dist. — McKean County. William F. Potter, P.J.  
 49th Dist. — Centre County. R. Paul Campbell, P.J.  
 50th Dist. — Butler County. George P. Kiester, P.J., John C. Dillon, Jr.  
 51st Dist. — Adams County. John A. MacPhail, P.J.  
 52nd Dist. — Lebanon County. G. Thomas Gates, P.J., Louis Ehrman Meyer.  
 53rd Dist. — Lawrence County. John F. Henderson, P.J., Howard W. Lyon.  
 54th Dist. — Jefferson County. Edwin L. Snyder, P.J.  
 55th Dist. — Potter County. Walter Pierre Wells, P.J.  
 56th Dist. — Carbon County. Albert H. Heimbach, P.J.  
 57th Dist. — Bedford County. Richard C. Snyder, P.J.  
 58th Dist. — Mifflin County. R. Lee Ziegler, P.J.  
 59th Dist. — Cameron/Elk Counties. Paul B. Greiner, P.J.

DISTRICT COURTS — Judges

	Dist.		Dist.
Acker, Albert E., Mercer . . . . .	35	Doty, Ethan Allen, Phila . . . . .	1
Anderson, Levy, Phila . . . . .	1	Dowling, John C., Harrisburg . . . . .	12
Anthony, Fred P., Erie . . . . .	6	Doyle, Robert A., Pittsburgh . . . . .	5
Appel, Anthony R., Lancaster . . . . .	2	Dwyer, James B., Erie . . . . .	6
Atkins, George W., York . . . . .	19	Dwyer, William A., Jr., Phila . . . . .	1
Backenstoe, John E., Allentown . . . . .	31	Edenharter, Frederick, Reading . . . . .	23
Barbieri, Alexander F., Phila . . . . .	1	Eiseman, Jay H., Phila . . . . .	1
Beckert, Paul R., Doylestown . . . . .	7	Ellenbogen, Henry, Pittsburgh . . . . .	5
Bertolet, James W., Reading . . . . .	23	Eppinger, George C., Chambersburg . . . . .	39
Bigelow, Richard L., Wilkes-Barre . . . . .	11	Eshelman, W. Richard, Reading . . . . .	23
Biunno, Francis A., Phila . . . . .	1	Feigus, Samuel J., Uniontown . . . . .	14
Blake, Edward J., Phila . . . . .	1	Filson, Robert B., Clarion . . . . .	18
Blakey, Albert G., III, York . . . . .	19	Finkelhor, Marion K., Pittsburgh . . . . .	5
Bloom, Louis A., Media . . . . .	32	Fiok, Albert A., Pittsburgh . . . . .	5
Blount, Lynwood F., Phila . . . . .	1	Flaherty, John P., Jr., Pittsburgh . . . . .	5
Bodley, John Justus, Doylestown . . . . .	7	Foreman, Paul S., Hollidaysburg . . . . .	24
Bonavitacola, Alex, Phila . . . . .	1	Forer, Lois G., Phila . . . . .	1
Bowe, Guy A., Jr., Pottsville . . . . .	21	Franciosa, Michael V., 1101 North-	
Bradley, Edward J., Phila . . . . .	1	ampton Street, Easton . . . . .	3
Breene, William E., Franklin . . . . .	28	Garb, Isaac S., Doylestown . . . . .	7
Brominski, Bernard C., Wilkes-Barre . . . . .	11	Gardner, Roy A., Tunkhannock . . . . .	44
Brosky, John G., Pittsburgh . . . . .	5	Gates, G. Thomas, Lebanon . . . . .	52
Brown, Carson V., Lock Haven . . . . .	25	Geisz, John A., Phila . . . . .	1
Brown, Homer S., Pittsburgh . . . . .	5	Gelfand, Eugene, Phila . . . . .	1
Brown, W. Hensel, Lancaster . . . . .	2	Gladden Thomas D., Washington . . . . .	27
Bruno, Joseph C., Phila . . . . .	1	Glancey, Joseph R., Phila . . . . .	1
Bucher, Wilson, Lancaster . . . . .	2	Greenberg, Stanley M., Phila . . . . .	1
Buckingham, James E., York . . . . .	19	Greedy, Charles F., Williamsport . . . . .	29
Bullock, Matthew W., Jr., Phila . . . . .	1	Greiner, Paul B., Ridgway . . . . .	59
Cain, Herbert R., Jr., Phila . . . . .	1	Grifo, Richard D., 62 N. Third Street,	
Caldwell, William W., Harrisburg . . . . .	12	Easton . . . . .	3
Campbell, R. Paul, Bellefonte . . . . .	49	Groshens, David E., Norristown . . . . .	38
Canuso, Vito F., Phila . . . . .	1	Guarino, Angelo A., Phila . . . . .	1
Carney, Edward H., Erie . . . . .	6	Guffey, James M., Pittsburgh . . . . .	5
Carson, Curtis C., Jr., Phila . . . . .	1	Gutowicz, Theodore S., Phila . . . . .	1
Catania, Francis J., Media . . . . .	32	Haberstroh, Robert C., Hollidaysburg . . . . .	24
Cavanaugh, James R., Phila . . . . .	1	Halbert, Marvin R., Phila . . . . .	1
Chalfin, Paul M., Phila . . . . .	1	Handler, Earl R., Indiana . . . . .	40
Cicchetti, Richard D., Uniontown . . . . .	14	Harper, Thomas A., Pittsburgh . . . . .	5
Cipriani, Nicholas A., Phila . . . . .	1	Harris, Doris M., Phila . . . . .	1
Cirillo, Vincent A., Norristown . . . . .	38	Heffner, George W., Pottsville . . . . .	21
Clark, Edwin M., Indiana . . . . .	40	Heimbach, Albert H., Jim Thorpe . . . . .	56
Clarke, James F., Pittsburgh . . . . .	5	Henderson, John F., New Castle . . . . .	53
Cody, Paul J., Phila . . . . .	1	Henry, John R., Norristown . . . . .	38
Coffroth, Charles H., Somerset . . . . .	16	Hess, Warren K., Reading . . . . .	23
Cohill, Maurice B., Jr., Pittsburgh . . . . .	5	Hester, John P., Pittsburgh . . . . .	5
Conaboy, Richard P., Scranton . . . . .	45	Hirsh, Ned L., Phila . . . . .	1
Conroy, Michael J., Jr., Phila . . . . .	1	Honeyman, Robert W., Norristown . . . . .	38
Cosgrove, Francis P., Phila . . . . .	1	Hourigan, Robert J., Wilkes-Barre . . . . .	11
Cox, Edward S., Phila . . . . .	1	House, Roy A., Jr., Kittanning . . . . .	33
Coyne, Martin J., Allentown . . . . .	31	Ivins, George J., Phila . . . . .	1
Curran, James J., Pottsville . . . . .	21	Jamieson, D. Donald, Phila . . . . .	1
Dalessandro, Arthur D., Wilkes-Barre . . . . .	11	Jamison, Judith J., Phila . . . . .	1
Dandridge, Paul A., Phila . . . . .	1	Jenkins, Norman A., Phila . . . . .	1
Davison, Maxwell E., Allentown . . . . .	31	Jerome, Domenic D., Media . . . . .	32
deFuria, Joseph W., Media . . . . .	32	Johnson, Livingstone M., Pittsburgh . . . . .	5
Della Porta, Armand, Phila . . . . .	1	Johnstone, William G., Jr., Lancaster . . . . .	2
Dennis, Ralph M., Phila . . . . .	1	Kalish, Jacob, Phila . . . . .	1
DiBona, G. Fred, Phila . . . . .	1	Keim, Earl S., Greensburg . . . . .	10
Diggins, John V., Media . . . . .	32	Kellar, John W., Chambersburg . . . . .	39
Dillon, John C. Butler . . . . .	50	Kernp, Robert M., Wellsboro . . . . .	4
DiNubile, Victor J., Phila . . . . .	1	Kiester, George P., Butler . . . . .	50
DiSalle, Richard, Washington . . . . .	27	King, Julian F., Phila . . . . .	1

DISTRICT COURTS — Judges (Cont.)

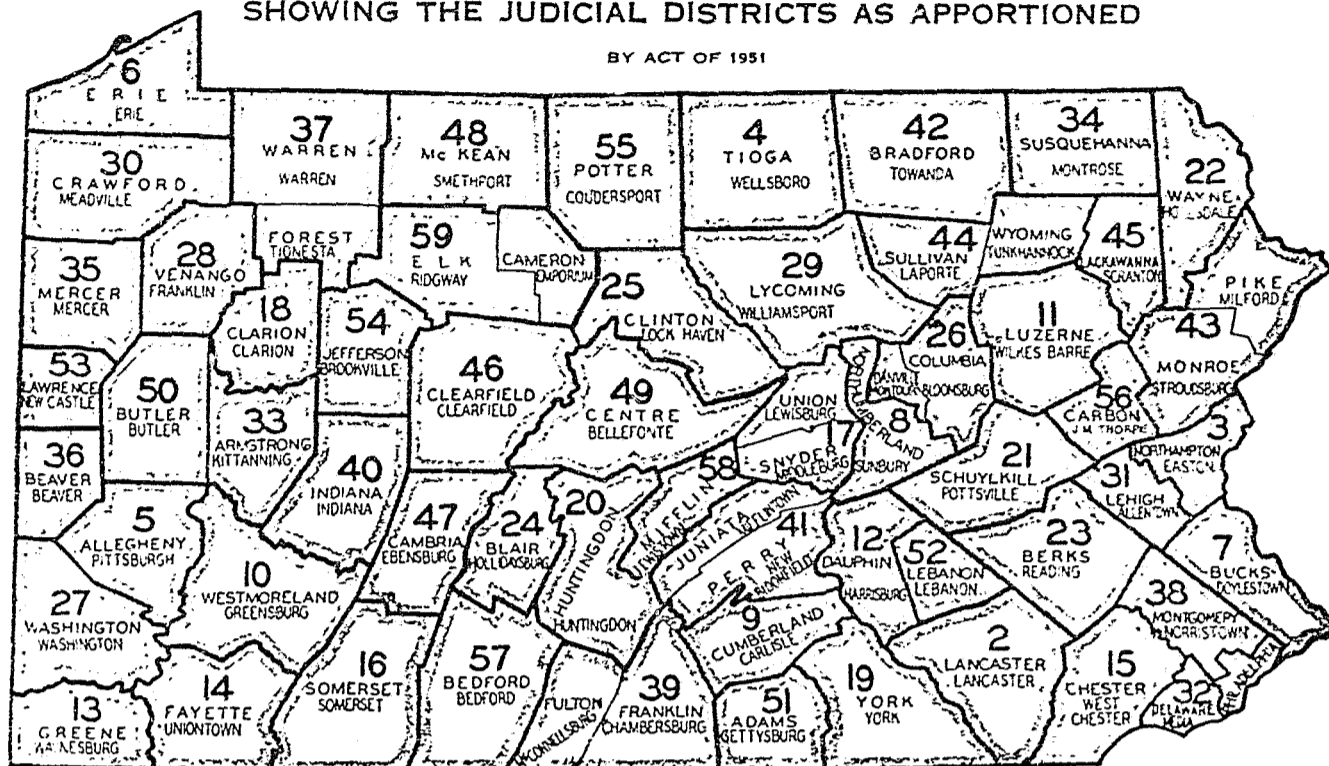
	Dist.
Kivko, Michael, 430 Market Street, Sunbury . . . . .	8
Klein, Charles, Phila . . . . .	1
Klein, H. Beryl, Beaver . . . . .	36
Koch, Kenneth H., Allentown . . . . .	31
Kohler, Richard E., York . . . . .	19
Kosik, Edwin M., Scranton . . . . .	45
Kubacki, Stanley L., Phila . . . . .	1
Kugler, Charles W., New Bloomfield . . . . .	41
Kurtz, John M., Jr., West Chester . . . . .	15
Lagakos, Gregory G., Phila . . . . .	1
Larsen, Rolf, Pittsburgh . . . . .	5
Latrone, Robert A., Phila . . . . .	1
Lavelle, John E., Pottsville . . . . .	21
Lederer, William, Phila . . . . .	1
Lehrer, Samuel H., Phila . . . . .	1
Lippincott, Edwin E., II, Media . . . . .	32
Lipsitt, William W., Harrisburg . . . . .	12
Lopatto, Edward W., Wilkes-Barre . . . . .	11
Lord, Charles A., Phila . . . . .	1
Louik, Maurice, Pittsburgh . . . . .	5
Lowe, Richard S., Norristown . . . . .	38
Ludwig, Edmund V., Doylestown . . . . .	7
Lyon, Howard W., New Castle . . . . .	53
MacPhail, John A., Gettysburg . . . . .	51
Malmøed, Edwin S., Phila . . . . .	1
Margiotti, Charles J., Jr., Phila . . . . .	1
Markert, William D., Phila . . . . .	1
Marotta, Thomas, Phila . . . . .	1
Marrone, Dominic T., West Chester . . . . .	15
Marsh, James R., Stroudsburg . . . . .	43
Marshall, Merna B., Phila . . . . .	1
McCabe, Joseph Patrick, Jr., Phila . . . . .	1
McClelland, Lindley R., Erie . . . . .	6
McCormick, Richard E., Greensburg . . . . .	10
McDermott, James T., Phila . . . . .	1
McDevitt, John J., III, Phila . . . . .	1
McDonald, Alton A., Ebensburg . . . . .	47
McGlynn, Joseph L., Jr., Phila . . . . .	1
McGovern, Clement J., Jr., Media . . . . .	32
McKenna, J. Frank, Jr., Pittsburgh . . . . .	5
McLean, John J., Jr., Pittsburgh . . . . .	5
McWilliams, H. Clifton, Jr., Ebensburg . . . . .	47
Meade, John R., Phila . . . . .	1
Mekel, Edward G., Phila . . . . .	1
Melton, Harry, Phila . . . . .	1
Meyer, Louis Ehrman, Lebanon . . . . .	52
Mihalich, Gilfert M., Greensburg . . . . .	10
Mirarchi, Charles P., Jr., Phila . . . . .	1
Monroe, Lawrence A., Doylestown . . . . .	7
Montemuro, Frank J., Jr., Phila . . . . .	1
Morgan, Warren G., Harrisburg . . . . .	12
Moser, Frank S., Masonic Building, Shamokin . . . . .	8
Mountenay, Robert M., Doylestown . . . . .	7
Munson, John I., Uniontown . . . . .	14
Murphy, Joseph A., Phila . . . . .	1
Murphy, Joseph T., Phila . . . . .	1
Muth, Dawson H., Reading . . . . .	23
Myers, Jay W., Bloomsburg . . . . .	26
O'Brien, John W., Pittsburgh . . . . .	5
O'Kicki, Joseph F., Ebensburg . . . . .	47

	Dist.
Olszewski, Peter Paul, Wilkes-Barre . . . . .	11
O'Malley, Donald, Montrose . . . . .	34
O'Malley, Michael J., Pittsburgh . . . . .	5
Ominsky, Maxwell L., Phila . . . . .	1
O'Neill, Jerome A., Phila . . . . .	1
Orlowsky, Donald J., Media . . . . .	32
Palmer, Clinton Budd, P. O. Box 308, Easton . . . . .	3
Pawelec, Edmund S., Phila . . . . .	1
Penetar, Daniel L., Scranton . . . . .	45
Pfadt, William E., Erie . . . . .	6
Pisciotta, Vito N., Phila . . . . .	1
Pitt, Thomas A., Jr., West Chester . . . . .	5
Podcasy, Bernard J., Wilkes-Barre . . . . .	11
Popovich, Zoran, Pittsburgh . . . . .	5
Porter, William, Phila . . . . .	1
Poserina, John J., Phila . . . . .	1
Potter, William F., Smethport . . . . .	48
Prattis, Lawrence, Phila . . . . .	1
Quinn, Edward T., Phila . . . . .	1
Reed, Howard F., Jr., Media . . . . .	32
Reilly, James A., Uniontown . . . . .	14
Reilly, John K., Jr., Clearfield . . . . .	46
Rial, Robert H., Greensburg . . . . .	10
Ribner, Paul, Phila . . . . .	1
Richette, Lisa A., Phila . . . . .	1
Ridge, Joseph H., Pittsburgh . . . . .	5
Robinson, Otto P., Scranton . . . . .	45
Rosenberg, Edward B., Phila . . . . .	1
Rosenberg, Samuel H., Phila . . . . .	1
Rosenwald, Edward, Phila . . . . .	1
Ross, Eunice, Pittsburgh . . . . .	5
Rowley, James E., Beaver . . . . .	36
Rufe, William Hart, III, Doylestown . . . . .	7
Rutherford, James, Honesdale . . . . .	22
Sabo, Albert F., Phila . . . . .	1
Salmon, J. Quint, Beaver . . . . .	36
Sand, Paul R., Media . . . . .	32
Satterthwaite, Edwin H., Doylestown . . . . .	7
Savitt, David N., Phila . . . . .	1
Sawyer, John N., Beaver . . . . .	36
Schmidt, Harvey N., Phila . . . . .	1
Schwartz, Nathan, Pittsburgh . . . . .	5
Scirica, A. Benjamin, Norristown . . . . .	38
Sculco, L. Alexander, Greensburg . . . . .	10
Shadle, Robert I., York . . . . .	19
Shaulis, Norman A., Somerset . . . . .	16
Shiomas, Thomas N., Phila . . . . .	1
Shoyer, Kendall H., Phila . . . . .	1
Shughart, Dale F., Carlisle . . . . .	9
Silverstein, Paul, Phila . . . . .	1
Silvestri, Silvestri, Pittsburgh . . . . .	5
Simmons, J. Earl, Jr., Phila . . . . .	1
Simmons, Paul A., Washington . . . . .	27
Smillie, Frederick B., Norristown . . . . .	38
Smith, Henry R., Jr., Pittsburgh . . . . .	5
Smith, Ralph H., Jr., Pittsburgh . . . . .	5
Smith, Samuel, Phila . . . . .	1
Smith, Theodore B., Jr., Phila . . . . .	1
Smorto, Arnold D., Ebensburg . . . . .	47
Snyder, Edwin L., Brookville . . . . .	54
Snyder, Richard C., Bedford . . . . .	57

	Dist.
Sparvero, Louis J., Pittsburgh . . . . .	5
Sporkin, Maurice W., Phila . . . . .	1
Stanziani, Joseph H., Norristown . . . . .	38
Stefan, Louis D., Norristown . . . . .	38
Stern, James L., Phila . . . . .	1
Stively, John E., Jr., West Chester . . . . .	15
Stout, Juanita Kidd, Phila . . . . .	1
Stranahan, John Q., Mercer . . . . .	35
Strauss, Samuel, Pittsburgh . . . . .	5
Sugerman, Leonard, West Chester . . . . .	15
Sweet, Charles G., Washington . . . . .	27
Swope, Lee F., Harrisburg . . . . .	12
Takiff, Harry A., Phila . . . . .	1
Tamilia, Patrick R., Pittsburgh . . . . .	5
Taxis, Alfred L., Jr., Norristown . . . . .	38
Terrizzi, Morris M., Huntingdon . . . . .	20
Thomas, F. Joseph, Meadville . . . . .	30
Thomas, P. Richard, Meadville . . . . .	30
Toal, William R., Jr., Media . . . . .	32
Toothman, Glenn, Waynesburg . . . . .	13
Tranchitella, Paul A., Phila . . . . .	1
Tredinnick, Robert W., Norristown . . . . .	38
Vogel, William W., Norristown . . . . .	38
Wajert, John M., West Chester . . . . .	15
Walesky, John W., Pottsville . . . . .	21
Walsh, Arthur B., Jr., Doylestown . . . . .	7
Walsh, James J., Scranton . . . . .	45
Watson, J. Warren, Pittsburgh . . . . .	5
Weidner, Clinton R., Carlisle . . . . .	9
Weinrott, Leo, Phila . . . . .	1
Weir, Frederic G., Pittsburgh . . . . .	5
Weiss, David Harold, Greensburg . . . . .	10
Wekselman, I. Martin, Pittsburgh . . . . .	5
Wells, Walter Pierre, Coudersport . . . . .	55
Wentley, Richard T., Pittsburgh . . . . .	5
Wessel, Arthur, Jr., Pittsburgh . . . . .	5
Wickersham, Richard B., Harrisburg . . . . .	12
Wieand, Donald E., Allentown . . . . .	31
Williams, Alfred T., Jr., 38 W. Mar- ket Street, Bethlehem . . . . .	3
Williams, Arlington W., Stroudsburg . . . . .	43
Williams, Evan S., Towanda . . . . .	42
Williams, Robert W., Jr., Phila . . . . .	1
Wilson, A. Thomas, Lewisburg . . . . .	17
Wilson, Calvin T., Phila . . . . .	1
Wolfe, Robert L., Warren . . . . .	37
Woods, George J., Phila . . . . .	1
Wright, Charles, Phila . . . . .	1
Wright, Robert A., Media . . . . .	32
Zagorski, Matthew, Phila . . . . .	1
Zaleski, Jerome A., Phila . . . . .	1
Zavarella, Paul R., Pittsburgh . . . . .	5
Ziegler, Donald E., Pittsburgh . . . . .	5
Ziegler, R. Lee, Lewistown . . . . .	58

MAP OF PENNSYLVANIA  
SHOWING THE JUDICIAL DISTRICTS AS APPORTIONED

BY ACT OF 1951



06

END