




Florida Department of
Law Enforcement



LAW ENFORCEMENT OFFICERS KILLED AND ASSAULTED



131369

1989

ANNUAL REPORT

James T. Moore Commissioner

This publication is issued by the Florida Department of Law Enforcement, Division of Criminal Justice Information Systems, as authorized by Florida Statute 943.05, to inform the Governor, Legislature, all criminal justice agencies and the public of the nature and extent of crime in the State of Florida.

Honorable Bob Martinez, Governor
Honorable Jim Smith, Secretary of State
Honorable Robert A. Butterworth, Attorney General
Honorable Gerald Lewis, Comptroller
Honorable Tom Gallagher, Treasurer
Honorable Doyle Conner, Commissioner of Agriculture
Honorable Betty Castor, Commissioner of Education

131369

U.S. Department of Justice
National Institute of Justice

This document has been reproduced exactly as received from the person or organization originating it. Points of view or opinions stated in this document are those of the authors and do not necessarily represent the official position or policies of the National Institute of Justice.

Permission to reproduce this copyrighted material has been
granted by
Florida Department of Law
Enforcement

to the National Criminal Justice Reference Service (NCJRS).

Further reproduction outside of the NCJRS system requires permission of the copyright owner.

UNIFORM CRIME REPORTS

State of Florida

1989

**LAW ENFORCEMENT OFFICERS KILLED AND ASSAULTED
ANNUAL REPORT**

COMPILED BY THE
FLORIDA DEPARTMENT OF LAW ENFORCEMENT
TALLAHASSEE, FLORIDA

Law Enforcement Code of Ethics

As a Law Enforcement Officer, my fundamental duty is to serve mankind; to safeguard lives and property; to protect the innocent against deception, the weak against oppression or intimidation, and the peaceful against violence or disorder; and to respect the Constitutional rights of all men to liberty, equality and justice.

I will keep my private life unsullied as an example to all; maintain courageous calm in the face of danger, scorn, or ridicule; develop self-restraint; and be constantly mindful of the welfare of others. Honest in thought and deed in both my personal and official life, I will be exemplary in obeying the laws of the land and the regulations of my department. Whatever I see or hear of a confidential nature or that is confided to me in my official capacity will be kept ever secret unless revelation is necessary in the performance of my duty.

I will never act officiously or permit personal feelings, prejudices, animosities or friendships to influence my decisions. With no compromise for crime and with relentless prosecution of criminals, I will enforce the law courteously and appropriately without fear or favor, malice or ill will, never employing unnecessary force or violence and never accepting gratuities.

I recognize the badge of my office as a symbol of public faith, and I accept it as a public trust to be held so long as I am true to the ethics of the police service. I will constantly strive to achieve these objectives and ideals, dedicating myself before God to my chosen profession . . . law enforcement.

IN MEMORIAM

This publication is dedicated to the memory of three (3) law enforcement officers killed in the line of duty during 1989 and to their families.

STEPHEN FRANKLIN HOUSE
Titusville Police Department

HUGH ELLIS THOMAS
Seminole County Sheriff's Office

JAMES ROUDEAU DICKINSON
Palm Beach County Sheriff's Office



Florida Department of
Law Enforcement

James T. "Tim" Moore
Commissioner

P.O. Box 1489
Tallahassee, Florida 32302
(904) 488-8771

Bob Martinez, *Governor*
Jim Smith, *Secretary of State*
Robert A. Butterworth, *Attorney General*
Gerald Lewis, *Comptroller*
Tom Gallagher, *Treasurer*
Doyle Conner, *Commissioner of Agriculture*
Betty Castor, *Commissioner of Education*

Dear Governor and Members of the Cabinet:

This is the second Law Enforcement Officers Killed and Assaulted Annual Report published by the Florida Department of Law Enforcement. This publication is dedicated to the three (3) officers killed feloniously in the line of duty during 1989. This report also pays tribute to officers who died from accidents or other causes during the year. These officers have paid the ultimate price protecting our citizens.

This is the first year complete data have been received under the enhanced reporting program and 1989 will serve as the benchmark for future year comparisons. During 1989, assaults on law enforcement officers increased 20.1% over the 1988 projected figures. Of the 30,183 law enforcement officers in the State, 33.7% were victims of assaults this past year. This type of data will provide the local law enforcement community more information about incidents where officers are assaulted. This will also help identify critical areas to better train and protect our law enforcement officers and the citizens of Florida.

It is our desire that this report will continue to promote a greater understanding of the vital role played by Florida's law enforcement professionals. On behalf of Florida's law enforcement agencies I want to thank you for your continued support of their efforts.

Sincerely,

A handwritten signature in cursive script that reads "James T. Moore".

James T. Moore
Commissioner

TABLE OF CONTENTS

	Page
Code of Ethics	ii
In Memoriam	iii
Letter of Transmittal	v
Introduction	2
Purpose and Objective	2
History	2
Methodology	3
Verification	3
Law Enforcement Officers Killed	4
With Respect	6
Law Enforcement Officers Assaulted	7

TABLES AND CHARTS

Quarterly Fluctuation of Assaults on Law Enforcement Officers, 1989	8
Offenses Reported with Assaults on Law Enforcement Officers, 1989	9
Type of Assault by Type of Assignment and Extent of Injury, 1989	10
Extent of Injury by Years Experience, 1989	10
Law Enforcement Officers Assaulted by Weapon Type Used and Extent of Injury, 1989	11
Officer's Age and Sex by Type of Injury, 1989	12
Body Armor and Extent of Injury by Weapon Type, 1989	13
Assaults by Law Enforcement Agency Type and Extent of Injury, 1989	14
Officer Activity by Location, 1989—Total	15
Officer Activity by Location, 1989—Male	16
Officer Activity by Location, 1989—Female	17
Assaults on Law Enforcement Officers by Type Activity and Time Period, 1989	18
Assaults on Law Enforcement Officers by Type Activity and Day of Week, 1989	19
Officer Activity by Type of Assignment, 1989	20
Offender Injury to Officer Activity, 1989	21
Offender Characteristics by Type Weapon Used, 1989	22

INTRODUCTION

Daily, the 30,183 law enforcement officers of Florida take on the task of protecting and serving the 12,797,318 residents of the State, as well as the 38,712,303 million tourists who visit annually. In the performance of their duties, law enforcement officers must sometimes deal with the most dangerous members of our society. While protecting others, law enforcement officers can often themselves become victims of violent crimes.

The killing or assaulting of law enforcement officers is an increasingly serious problem faced by law enforcement administrators and should be of the gravest concern to the public at large. Such acts directly affect the functioning of law enforcement operations and thus reduce the effectiveness of our law enforcement agencies in combating crime and maintaining law and order. It is a deplorable situation when those persons who have chosen a career in law enforcement must assume the risk of being killed or assaulted by a member of the society they have sworn to protect.

The figures presented in this publication indicate the nature of the growing problems facing the law enforcement officers of Florida. It is designed to increase the awareness of officers and the public they serve about the potential dangers of the situations faced daily in the course of law enforcement.

PURPOSE AND OBJECTIVE

The Florida Uniform Crime Reports (UCR) program, since its inception in 1971, has been responsible for collecting, compiling and disseminating statistical information relating to law enforcement officers killed in the line of duty and the number of assaults made on law enforcement officers.

The fundamental objectives of the Florida UCR program in collecting law enforcement officers killed and assaulted information are to:

1. Inform the Governor, Cabinet, Legislature, criminal justice agencies and the public about the number of officers killed and assaulted annually in the performance of their duty;
2. Provide law enforcement administrators and trainers with information concerning assaults on police officers for development of training programs that might be used to prevent further incidents;
3. To provide information concerning the types of activities and circumstances involved when officers are assaulted;
4. To provide an appropriate tribute to those officers killed in the line of duty; and

5. To provide information to the Federal Bureau of Investigation (FBI) for inclusion in their annual Law Enforcement Officers Killed and Assaulted report.

HISTORY

The Florida Legislature, in establishing the Uniform Crime Reports (UCR) statute, mandated the responsibility and authority for UCR data collection and dissemination to the Florida Department of Law Enforcement (FDLE). Florida was one of the first states to develop its own statewide program for the collection, compilation and dissemination of UCR data. For many years, UCR has been an integral part of the statewide computerized law enforcement information system.

In January 1971, the Uniform Crime Reports and Statistics Bureau of the Department of Law Enforcement initially began the collection of monthly uniform crime reports from county and municipal law enforcement agencies. In 1985 and 1986, the Florida Legislature amended Chapter 943, Florida Statutes, creating specific mandates for the enhancement and expansion of the kind of data collected by the UCR program. The statute specifically calls for information to be compiled on the types of crime reported, offenders, arrests and victims as they relate to the laws of Florida.

The major revisions to Florida's UCR program went into effect January 1, 1988. This annual report presents the enhanced data in new formats. Unfortunately, the changes were so dramatic that comparisons with previous years' data are not possible. The year 1988 marked the beginning of the enhanced program, and the time series for future comparative analysis will begin with complete data in 1989.

The information being collected on law enforcement officer homicides or assaults includes the use and effectiveness of body armor, whether the officer was aware of the offender's weapon, use of the officer's weapon and offender injury. This supplemental information, coupled with the basic UCR data, provides a better description than ever before available of those incidents where officers are attacked.

SOURCES OF DATA

There are currently 377 law enforcement agencies throughout the State contributing directly to the Florida UCR program. These include sixty-six (66) county law enforcement agencies and 289 municipal agencies (Office of the Sheriff—Consolidated City of Jacksonville is included in the municipal figures). In addition, five (5) state law enforcement agencies, nine (9) universities, two (2) county school police departments, four (4) airport police

departments, the Seminole Indian Reservation and the Miccosukee Police Department submit data to the program.

The population figures used in this publication are compiled by the Division of Population Studies, Bureau of Economic and Business Research, University of Florida. These population estimates, as of April 1, 1989, were produced under contract with the Executive Office of the Governor for incorporation into the 1989-1990 Revenue Sharing Program.

METHODOLOGY

Each agency is responsible for completely and accurately transferring the information contained on officers' reports to FDLE for inclusion in the UCR data base. This involves reviewing the reports for all the required information, making decisions when necessary on the proper crime category to report, and ensuring that the data are properly coded for submission to the State program.

Some of these law enforcement agencies have overlapping jurisdictions. To be certain that a crime is not counted more than once by overlapping jurisdictions, the agency employing the officer killed or assaulted reports the incident to the UCR program.

Agencies report officers killed or assaulted as a standard offense entry along with a supplemental officer assaulted/killed form and, if required, a supplemental homicide report. Additional information is collected on all officer deaths, whether criminal, accidental, natural or other causes, on the Law Enforcement Officer Supplemental Death Report.

VERIFICATION

An obvious concern in the collection of crime statistics for law enforcement agencies throughout the State is the uniformity and accuracy of data received. Regular state-wide training and program aids such as guides and instructions help, but do not necessarily guarantee, the accuracy and correctness of the reports submitted by the contributors. Additional controls, therefore, are necessary.

All reports received by the State UCR program undergo extensive editing and checks for internal logic and consistency. When errors are detected, the records are reviewed, and the contributing agency is contacted to obtain the correct data. During these regular contacts, questions are answered and reporting rules are clarified for consistency over time and across jurisdictions. In addition, local agencies receive reports of their own data to verify periodically. The commitment to quality and the responsibility for ensuring accuracy are shared by FDLE and UCR contributing agencies.

LAW ENFORCEMENT OFFICERS KILLED

During 1989, the number of law enforcement officers killed in the line of duty totaled three (3). This is five (5) less than were killed in 1988. Of the victims, one (1) was employed by a city police department and two (2) by county sheriff's offices. No state correctional officers were killed in the line of duty in 1989. All of the 1989 murders of law enforcement officers have been cleared by arrest or by exceptional means.

FEATURES

Circumstances

Number of Offenses where officer was aware offender had a weapon	3
Number of Offenses where offender used the officer's weapon	0
Most Frequent Weapon Used	Rifle
Number of Offenses in which the offender was injured or killed	1
Most Frequent Day of Week	Tuesday

Victim Profile

Average Age	29 years old
Sex	Male
Race	White
Average Length of Law Enforcement Experience	6.7 years
Number of Officers Wearing Body Armor	3

Offender Profile


Average Age	42 years old
Sex	Male
Race	White



Name: Stephen Franklin House
Agency: Titusville Police Department
Age: 36
Sex: Male
Race: White
Rank: Police Officer
Years in Law Enforcement: 8 years

On February 15, 1989, Officer Stephen Franklin House, as part of the Titusville Police Department Special Investigation Division, served a search warrant for drugs at a local residence. Officer House was shot once in the upper left arm with a small caliber weapon by the suspect after entering the house and attempting to secure a bedroom within the residence. The bullet traveled into Officer House's chest cavity, killing him. The defendant was taken into custody at the scene and later gave a sworn statement admitting to the shooting. Officer House is survived by his wife.

Name: Hugh Ellis Thomas
Agency: Seminole County Sheriff's Office
Age: 24
Sex: Male
Race: White
Rank: Deputy Sheriff
Years in Law Enforcement: 4 years



On March 28, 1989, Deputy Hugh Ellis Thomas of the Seminole County Sheriff's Office responded to a suspicious incident report of an armed man in a wooded area. When Deputy Thomas encountered the suspect in a residential backyard, the gunman fatally shot him with a .22 caliber rifle. The suspect then obtained Deputy Thomas' service revolver and fired two shots into the residence occupied by his wife and in-laws before turning the weapon on himself. Deputy Thomas is survived by his mother.



Name: James Roudeau Dickinson
Agency: Palm Beach County Sheriff's Office
Age: 29
Sex: Male
Race: White
Rank: Deputy Sheriff
Years in Law Enforcement: 8 years

On August 22, 1989, Deputy James Roudeau Dickinson was called to a residence to take the suspect into custody for alcohol detoxification based on the Myer's Act. As Deputy Dickinson approached the house with a warning that he was a police officer, he was shot with a high-powered hunting rifle. The suspect was arrested at the scene. Deputy Dickinson is survived by his parents and brother.

WITH RESPECT

The following officers died during 1989 of accidental or other causes

David Michael Goddard—*Polk County Sheriff's Office*

Frank Nelson Seton—*Orange County Sheriff's Office*

Jose Teodore Gonzalaz—*Metro-Dade Police Department*

Charles R. Matthews—*Metro-Dade Police Department*

Frank Anthony Mastrangelo—*Ft. Lauderdale Police Department*

Norman Lewis Eddy, Jr.—*Ft. Lauderdale Police Department*

Benedict James Thomas—*Florida Highway Patrol*

Terry Garland—*West Palm Beach Police Department*

Buford M. Cooper—*Hillsborough County Sheriff's Office*

David Glenn Hodges—*Metro-Dade Police Department*

Milan D. Hendrix—*Florida Highway Patrol*

George A. James—*Palm Beach County Sheriff's Office*

Jemmy L. Dotson—*St. John's County Sheriff's Office*

Shirley Fagan—*Miami Beach Police Department*

Harvey J. Johnson—*Metro-Dade Police Department*

William Frank Pryor—*Metro-Dade Police Department*

David Roy Horne—*Jacksonville Sheriff's Office*

William J. Kish—*Jacksonville Sheriff's Office*

James Pease—*Indian River County Sheriff's Office*

Don Phelps Page—*Mascotte Police Department*

Keith Michael Scullans—*Longboat Key Police Department*

George Ronald Parker—*Ft. Pierce Police Department*

William Decker—*Citrus County Sheriff's Office*

Marvin Ronald Oliver—*Miami Springs Police Department*

Edward Francis Clark, Jr.—*Palm Beach Gardens Police Department*

Ancil Earl Carithers—*Orlando Police Department*

Darryl E. Edwards—*Marion County Sheriff's Office*

Gerald P. Buchannan—*Florida Highway Patrol*

Lazaro Alvarez—*Metro-Dade Police Department*

George Aubrey McMullen—*Florida Department of Law Enforcement*

Raymond M. Ledbetter—*Hillsborough County Sheriff's Office*

Randolph Norris—*University of Florida Police Department*

Mack L. Sibley—*Waldo Police Department*

Robert G. Paige—*Broward County Sheriff's Office*

Herbert J. Potsdam—*Broward County Sheriff's Office*

John J. Hanford—*Broward County Sheriff's Office*

Roy C. McLaren—*Miramar Police Department*

William M. Dunn—*Miramar Police Department*

Christopher D. Schulz—*North Miami Police Department*

Frances H. Smith—*Clewiston Police Department*

Raynola H. Stiles—*Clewiston Police Department*

Cathy J. Flesher—*Highlands County Sheriff's Office*

Donald F. Myers—*Sebring Airport Police Department*

Oscar Alfonso—*Hillsborough County Sheriff's Office*

Ronald F. Mason—*Lee County Airport Police Department*

William J. Collins—*Manatee County Sheriff's Office*

Gary L. Pruitt—*Palm Beach County Sheriff's Office*

Harold H. Johnson—*Pasco County Sheriff's Office*

Leo F. Frank—*Pinellas County Sheriff's Office*

Willie H. Ivester—*Taylor County Sheriff's Office*

William H. Odom—*Pensacola Police Department*

Robert R. Collette—*Okaloosa County Sheriff's Office*

Joseph N. Sturupp—*DeSoto County Sheriff's Office*

Jerome Beasley—*Florida Department of Law Enforcement*

Sidnore John Boydston—*Plant City Police Department*

John Mark McCain—*Manatee County Sheriff's Office*

John Joseph Conway—*Sarasota County Sheriff's Office*

Joseph Thomas Lodato—*Metro-Dade Police Department*

Linda E. Van Horn—*University of Florida Police Department*

Joaquin Herrera, Jr.—*Hendry County Sheriff's Office*

Kirsten R. Hanson—*Hillsborough County Sheriff's Office*

Gerald J. Paller—*Delray Beach Police Department*

LAW ENFORCEMENT OFFICERS ASSAULTED

A total of 10,184 assaults on Florida law enforcement officers was reported during the year 1989. Of the victims, 6,095 were employed by city police departments; 4,022 by county sheriff's offices; and 67 by state agencies. Of the reported assaults, 4,502 or 44.2% resulted in personal injury to the victim officer.

FEATURES

Circumstances

Most Frequent Incident Type	Officer Assaulted/No Injury (55.8%)
Most Frequent Officer Activity	Responding to Disturbance (22.7%)
Most Frequent Type of Assignment	One Person Vehicle—Alone (32.3%)
Number of Incidents where offender used the officer's weapon	59
Most Frequent Weapons Used	Hands/Fists/Feet (75.7%)
Number of Offenses in which the offender was injured or killed	1,679
Most Frequent Time of Day	1:00 A.M.—2:00 A.M. (15.6%)
Most Frequent Day of Week	Saturday (18.9%)
Number of Injuries by Extent	None 5,682 (55.8%) Minor 4,172 (41.0%) Serious 330 (3.2%)
Number of Offenses in which a Weapon was used other than Hands/Fists/Feet, by Injury	Officer Injured 769 (31.0%) No Injury 1,709 (69.0%)

Victim Profile

Average Age	30.6
Sex	Male (90.0%)
Race	White (91.9%)
Average Length of Law Enforcement Experience	5.6 years
Number of Officers Wearing Body Armor	4,627

Offender Profile

Average Age	28 years old
Sex	Male (81.3%)
Race	White (56.5%)

ASSAULTS ON STATE CORRECTIONAL OFFICERS AND STAFF

Correctional officers and staff members are in constant danger of injury and even possible death due to their direct involvement with various levels of dangerous criminals in the inmate population. Their continuous association with these inmates while performing their duties and responsibilities can sometimes result in their being attacked. A total of 494 assaults were reported on state correctional personnel during 1989. This represents a 4.2 percent increase from the 474 assaults reported for the year 1988.

Correctional officer data are not included in the tables and charts of this section. The reason is that they cannot be placed in the general population base since they are affected only by those persons within the facility in which they work.

**QUARTERLY FLUCTUATION OF ASSAULTS
ON LAW ENFORCEMENT OFFICERS
1989**

QUARTER	INJURY TYPE			TOTAL FOR FLORIDA
	NO INJURY	MINOR INJURY	SERIOUS INJURY	
FIRST QUARTER				
JANUARY	534	346	23	903
FEBRUARY	428	342	20	790
MARCH	455	347	30	832
TOTAL	1,417	1,035	73	2,525
SECOND QUARTER				
APRIL	462	351	24	837
MAY	482	372	28	882
JUNE	485	368	33	886
TOTAL	1,429	1,091	85	2,605
SEMIANNUAL TOTAL	2,846	2,126	158	5,130
THIRD QUARTER				
JULY	507	375	21	903
AUGUST	491	352	30	873
SEPTEMBER	524	333	33	890
TOTAL	1,522	1,060	84	2,666
FOURTH QUARTER				
OCTOBER	414	348	31	793
NOVEMBER	439	333	19	791
DECEMBER	461	305	38	804
TOTAL	1,314	986	88	2,388
SEMIANNUAL TOTAL	2,836	2,046	172	5,056
TOTAL FOR FLORIDA	5,682	4,172	330	10,184

**SECONDARY OFFENSES REPORTED WITH ASSAULTS
ON LAW ENFORCEMENT OFFICERS*
1989**

PRIMARY OFFENSE	SECONDARY OFFENSE							
	NONE	MURDER	FORCIBLE SEX	ROBBERY	AGGRAVATED ASSAULT	BURGLARY	LARCENY	VEHICLE THEFT
MURDER	3	0	0	0	0	0	0	0
FORCIBLE SEX	3	0	0	0	0	0	0	0
AGGRAVATED ASSAULT	2,136	0	0	0	0	35	30	35
SIMPLE ASSAULT	6,284	0	0	0	0	0	0	0

PRIMARY OFFENSE	SECONDARY OFFENSE							
	MAN-SLAUGHTER	KIDNAP	ARSON	SIMPLE ASSAULT	DRUG	BRIBERY	EMBEZZLEMENT	FRAUD
MURDER	0	0	0	0	0	0	0	0
FORCIBLE SEX	0	0	0	0	0	0	0	0
AGGRAVATED ASSAULT	0	4	0	122	119	0	0	7
SIMPLE ASSAULT	0	0	0	0	405	1	0	15

*This chart is based on incidents where the primary offense is the murder or assault of an officer.

**TYPE OF ASSAULT BY TYPE OF ASSIGNMENT
AND EXTENT OF INJURY
1989**

TYPE OF ASSIGNMENT	AGGRAVATED ASSAULT	SIMPLE ASSAULT	SEXUAL ASSAULT	TOTAL
ONE PERSON VEHICLE--ALONE	836	2,456	0	3,292
ONE PERSON VEHICLE--ASSISTED	728	2,268	1	2,997
TWO PERSON VEHICLE	399	916	0	1,315
DETECTIVE/SPECIAL ASSIGNMENT--ALONE	85	161	0	246
DETECTIVE/SPECIAL ASSIGNMENT--ASSISTED	209	439	0	648
TRAFFIC/MOTORCYCLE OFFICER	28	34	0	62
OTHER--ALONE	131	366	1	498
OTHER--ASSISTED	281	844	1	1,126
EXTENT OF INJURY				
NONE	1,660	4,020	2	5,682
MINOR	738	3,433	1	4,172
SERIOUS	299	31	0	330

**EXTENT OF INJURY BY YEARS OF EXPERIENCE
1989**

YEARS OF LAW ENFORCEMENT EXPERIENCE	EXTENT OF INJURY			TOTAL
	NONE	MINOR	SERIOUS	
1 OR LESS	1,127	741	37	1,905
2 TO 3	1,364	1,053	80	2,497
4 TO 6	1,457	933	91	2,481
7 TO 10	1,085	893	69	2,047
11 TO 15	398	353	41	792
16 TO 25	226	179	10	415
26 AND OVER	25	20	2	47

**LAW ENFORCEMENT OFFICERS ASSAULTED
BY WEAPON TYPE USED AND EXTENT OF INJURY
1989**

TYPE OF WEAPON	NUMBER	PERCENT DISTRIBUTION*	INJURY	
			NO INJURY	WITH INJURY
HANDGUN	362	3.6	262	100
OTHER—FIREARM	193	1.9	157	36
KNIFE	372	3.7	258	114
BLUNT OBJECT	509	5.0	292	217
HANDS, FISTS, FEET	7,706	75.7	3,973	3,733
OTHER DANGEROUS	917	9.0	631	286
UNKNOWN	125	1.2	109	16
TOTAL FOR FLORIDA	10,184	100.1	5,682	4,502

*Percent distribution may not total 100.0 due to rounding.

OFFICER AGE AND SEX BY TYPE OF INJURY 1989

TYPE AND EXTENT OF INJURY	OFFICER AGE AND SEX										TOTAL
	Ages 18-24		Ages 25-34		Ages 35-44		Ages 45-54		Ages 55+		
	MALE	FEMALE	MALE	FEMALE	MALE	FEMALE	MALE	FEMALE	MALE	FEMALE	
TYPE OF INJURY											
GUNSHOT	4	0	17	1	16	1	1	0	2	0	42
STABBED	0	0	4	1	4	0	1	0	1	0	11
LACERATION	74	5	258	28	95	8	29	0	12	0	509
UNCONSCIOUS POSSIBLE	1	0	1	1	4	1	1	0	0	0	9
BROKEN BONES POSSIBLE	9	2	61	3	34	1	8	0	2	0	120
INTERNAL INJURY	2	0	26	4	6	0	0	0	1	0	39
LOSS OF TEETH	2	0	3	0	3	0	1	0	0	0	9
BURNS	4	2	4	0	2	1	1	0	0	0	14
ABRASIONS/BRUISES	424	40	1,424	218	558	70	110	14	49	7	2,914
OTHER	136	20	364	52	165	21	33	6	17	4	818
NO-INJURY	889	86	2,998	325	1,052	76	177	11	78	7	5,699
EXTENT OF INJURY											
NONE	888	86	2,997	329	1,059	76	180	9	53	5	5,682
MINOR	624	65	2,020	284	794	99	159	22	94	11	4,172
SERIOUS	33	4	143	20	86	4	23	0	15	2	330
TOTAL FOR FLORIDA	1,545	155	5,160	633	1,939	179	362	31	162	18	10,184

BODY ARMOR AND EXTENT OF INJURY BY WEAPON TYPE 1989

WEAPON TYPE	EXTENT OF INJURY			
	NONE	MINOR	SERIOUS	TOTAL
HANDGUN				
BODY ARMOR	148	29	10	187
NO BODY ARMOR	58	17	2	77
OTHER FIREARM				
BODY ARMOR	86	5	5	96
NO BODY ARMOR	35	9	3	47
KNIFE				
BODY ARMOR	107	45	5	157
NO BODY ARMOR	62	31	1	94
BLUNT OBJECT				
BODY ARMOR	113	87	16	216
NO BODY ARMOR	79	43	3	125
HANDS/FISTS/FEET				
BODY ARMOR	1,732	1,672	92	3,496
NO BODY ARMOR	900	925	51	1,876
OTHER DANGEROUS				
BODY ARMOR	299	106	8	413
NO BODY ARMOR	159	52	6	217
UNKNOWN				
BODY ARMOR	54	7	1	62
NO BODY ARMOR	46	6	0	52
TOTAL FOR FLORIDA				
BODY ARMOR	2,539	1,951	137	4,627
NO BODY ARMOR	1,339	1,083	66	2,488

TOTAL WHERE BODY ARMOR STATUS IS UNKNOWN: 3,069

**ASSAULTS BY LAW ENFORCEMENT AGENCY
TYPE AND EXTENT OF INJURY
1989**

LAW ENFORCEMENT AGENCY	TYPE OF ACTIVITY												TOTAL
	RESPOND DISTURBANCE CALL	BURGLARY IN PROGRESS	ROBBERY IN PROGRESS	ATTEMPT OTHER ARREST	CIVIL DISORDER	DOMESTIC DISTURBANCE	HANDLING OF PRISONER	INVESTIGATE SUSPICIOUS CIRCUMSTANCE	AMBUSH, NO WARNING	ASSAILANT MENTALLY DERANGED	TRAFFIC PURSUIT	OTHER	
STATE													
SERIOUS	0	0	0	1	0	0	0	0	0	0	2	0	3
MINOR	0	0	0	7	0	0	1	0	0	0	11	8	27
NONE	2	0	1	5	0	0	2	2	0	1	17	7	37
TOTAL	2	0	1	13	0	0	3	2	0	1	30	15	67
COUNTY													
SERIOUS	14	9	0	20	1	9	27	28	0	0	9	13	130
MINOR	335	17	8	339	6	126	282	123	3	12	120	221	1,592
NONE	604	39	22	362	23	167	211	172	15	12	327	346	2,300
TOTAL	954	65	30	721	30	302	520	323	18	24	456	580	4,022
POLICE													
SERIOUS	40	2	4	45	4	8	15	12	2	0	26	38	196
MINOR	510	85	34	474	47	215	324	262	9	22	248	296	2,526
NONE	703	55	51	533	54	225	234	570	33	25	368	466	3,317
TOTAL	1,253	142	89	1,053	105	448	573	845	44	47	642	800	6,039
OTHER													
SERIOUS	0	0	0	0	0	1	0	0	0	0	0	0	1
MINOR	10	0	0	5	0	0	2	7	0	3	0	0	27
NONE	9	2	0	2	0	1	0	3	0	0	7	4	28
TOTAL	19	2	0	7	0	2	2	10	0	3	7	4	56
TOTAL FOR FLORIDA	2,227	209	120	1,793	135	752	1,098	1,179	62	75	1,135	1,399	10,184

OFFICER ACTIVITY BY LOCATION — TOTAL 1989

LOCATION	OFFICER ACTIVITY												TOTAL
	RESPOND DISTURBANCE	BURGLARY IN PROGRESS	ROBBERY IN PROGRESS	ATTEMPT OTHER ARREST	CIVIL DISORDER	DOMESTIC DISTURBANCE	HANDLING PRISONER	INVESTIGATING SUSPICIOUS CIRCUMSTANCES	AMBUSH, NO WARNING	ASSAILANT MENTALLY DERANGED	TRAFFIC PURSUIT	OTHER	
RESIDENCE	741	75	13	385	25	477	113	174	6	23	95	265	2,392
SINGLE	477	50	6	236	12	325	69	77	2	15	66	165	1,500
APT/CONDO	219	20	5	129	10	136	40	78	4	8	23	76	748
OTHER	45	5	2	20	3	16	4	19	0	0	6	24	144
COMMERCIAL	352	46	33	266	29	34	95	146	7	8	34	213	1,263
HOTEL/MOTEL	46	4	1	16	3	5	2	15	3	0	3	19	117
CONVENIENCE STORE	28	2	10	45	8	10	14	25	1	1	8	24	176
GAS STATION	18	1	2	13	0	2	6	4	0	0	6	7	59
LIQUOR SALES	5	0	0	3	0	0	0	0	0	0	3	4	15
BAR/NIGHT CLUB	174	7	0	66	11	10	32	39	2	1	5	64	411
SUPERMARKET	7	0	7	26	0	3	7	11	0	0	1	19	81
DEPT/DISCOUNT STORE	9	8	4	25	0	2	5	8	0	0	0	9	70
SPECIALTY STORE	16	8	1	16	0	1	5	6	0	1	5	32	91
DRUGSTORE/HOSP.	26	0	1	16	2	0	17	6	1	3	0	16	88
BANK/FINANCE INST.	2	0	7	3	0	0	0	1	0	0	0	3	16
COMM/OFFICE BLDG.	11	3	0	20	4	0	3	9	0	1	3	7	61
INDUSTRIAL/MFG.	2	10	0	0	1	0	0	0	0	0	0	3	16
STORAGE	1	2	0	0	0	1	1	2	0	0	0	0	7
AIRPORT	4	0	0	6	0	0	1	10	0	0	0	0	21
BUS/RAIL TERMINAL	1	1	0	9	0	0	2	8	0	1	0	4	26
CONSTRUCTION SITE	2	0	0	2	0	0	0	2	0	0	0	2	8
GOVERNMENT/PUBLIC	128	9	5	91	7	6	531	51	1	7	21	139	996
SCHOOL/UNIVERSITY	49	1	4	26	4	1	10	25	1	5	4	38	168
JAIL/PRISON	61	4	1	29	0	3	449	15	0	1	11	55	629
RELIGIOUS BLDG.	1	2	0	2	0	1	0	2	0	0	0	6	14
GOV'T/PUBLIC BLDG.	17	2	0	34	3	1	72	9	0	1	6	40	185
OUTDOOR	558	46	49	727	55	150	228	587	26	27	798	540	3,791
HIGHWAY/ROADWAY	512	36	47	677	52	141	210	533	26	24	782	493	3,533
PARK/WOODLANDS/FIELD	39	10	2	49	3	9	16	52	0	3	14	38	235
LAKE/WATERWAY	7	0	0	1	0	0	2	2	0	0	2	9	23
OTHER	448	33	20	324	19	85	131	221	22	10	187	242	1,742
OTHER STRUCTURE	40	1	1	27	0	1	8	3	1	0	5	19	106
PARKING LOT/GARAGE	289	20	15	210	10	57	78	165	16	6	126	145	1,137
MOTOR VEHICLE	20	5	4	14	2	2	7	14	3	0	28	15	114
OTHER MOBILE	2	0	0	1	0	1	0	0	0	0	0	0	4
OTHER	97	7	0	72	7	24	38	39	2	4	28	63	381
TOTAL FOR FLORIDA	2,227	209	120	1,793	135	752	1,098	1,179	62	75	1,135	1,399	10,184

OFFICER ACTIVITY BY LOCATION—MALE 1989

LOCATION	OFFICER ACTIVITY												TOTAL
	RESPOND DISTURBANCE	BURGLARY IN PROGRESS	ROBBERY IN PROGRESS	ATTEMPT OTHER ARREST	CIVIL DISORDER	DOMESTIC DISTURBANCE	HANDLING PRISONER	INVESTIGATING SUSPICIOUS CIRCUMSTANCES	AMBUSH, NO WARNING	ASSAILANT MENTALLY DERANGED	TRAFFIC PURSUIT	OTHER	
RESIDENCE	676	66	12	345	25	420	98	147	5	22	89	243	2,148
SINGLE	435	42	6	207	12	282	60	67	2	14	62	150	1,339
APT/CONDO	197	20	4	122	10	124	34	63	3	8	22	71	678
OTHER	44	4	2	16	3	14	4	17	0	0	5	22	131
COMMERCIAL	319	41	29	243	28	28	82	132	7	4	30	194	1,137
HOTEL/MOTEL	41	4	1	14	3	3	2	15	3	0	3	16	105
CONVENIENCE STORE	26	2	8	40	8	9	13	24	1	0	7	20	158
GAS STATION	15	1	2	13	0	2	6	4	0	0	4	7	54
LIQUOR SALES	5	0	0	3	0	0	0	0	0	0	3	4	15
BAR/NIGHT CLUB	161	5	0	60	11	9	27	38	2	0	5	62	380
SUPERMARKET	7	0	6	22	0	2	5	7	0	0	1	14	64
DEPT/DISCOUNT STORE	7	8	3	24	0	2	4	6	0	0	0	8	62
SPECIALTY STORE	14	8	1	15	0	1	4	4	0	1	5	30	83
DRUGSTORE/HOSP.	24	0	1	15	2	0	15	5	1	2	0	14	79
BANK/FINANCE INST.	2	0	7	3	0	0	0	0	0	0	0	3	15
COMM/OFFICE BLDG.	8	2	0	20	4	0	3	8	0	1	2	7	55
INDUSTRIAL/MFG.	1	8	0	0	0	0	0	0	0	0	0	3	12
STORAGE	1	2	0	0	0	0	1	2	0	0	0	0	6
AIRPORT	4	0	0	5	0	0	0	10	0	0	0	0	19
BUS/RAIL TERMINAL	1	1	0	7	0	0	2	7	0	0	0	4	22
CONSTRUCTION SITE	2	0	0	2	0	0	0	2	0	0	0	2	8
GOVERNMENT/PUBLIC	116	8	5	82	6	5	435	44	0	6	17	124	848
SCHOOL/UNIVERSITY	43	1	4	24	3	1	8	20	0	4	4	33	145
JAIL/PRISON	56	4	1	27	0	2	364	13	0	1	9	46	523
RELIGIOUS BLDG.	1	1	0	2	0	1	0	2	0	0	0	6	13
GOV'T/PUBLIC BLDG.	16	2	0	29	3	1	63	9	0	1	4	39	167
OUTDOOR	515	43	46	668	53	136	208	542	22	22	733	490	3,478
HIGHWAY/ROADWAY	471	33	44	627	50	128	191	489	22	20	718	446	3,239
PARK/WOODLANDS/FIELD	37	10	2	40	3	8	15	51	0	2	14	35	217
LAKE/WATERWAY	7	0	0	1	0	0	2	2	0	0	1	9	22
OTHER	395	29	18	289	19	78	119	201	22	10	165	212	1,557
OTHER STRUCTURE	33	0	1	22	0	1	6	3	1	0	4	17	88
PARKING LOT/GARAGE	259	17	13	190	10	53	71	150	16	6	112	129	1,026
MOTOR VEHICLE	17	5	4	12	2	2	7	12	3	0	23	12	99
OTHER MOBILE	2	0	0	0	0	1	0	0	0	0	0	0	3
OTHER	84	7	0	65	7	21	35	36	2	4	26	54	341
TOTAL FOR FLORIDA	2,021	187	110	1,627	131	667	942	1,066	56	64	1,034	1,263	9,168

OFFICER ACTIVITY BY LOCATION—FEMALE 1989

LOCATION	OFFICER ACTIVITY												TOTAL
	RESPOND DISTURBANCE	BURGLARY IN PROGRESS	ROBBERY IN PROGRESS	ATTEMPT OTHER ARREST	CIVIL DISORDER	DOMESTIC DISTURBANCE	HANDLING PRISONER	INVESTIGATING SUSPICIOUS CIRCUMSTANCES	AMBUSH, NO WARNING	ASSAILANT MENTALLY DERANGED	TRAFFIC PURSUIT	OTHER	
RESIDENCE	65	9	1	40	0	57	15	27	1	1	6	22	244
SINGLE	42	8	0	29	0	43	9	10	0	1	4	15	161
APT/CONDO	22	0	1	7	0	12	6	15	1	0	1	5	70
OTHER	1	1	0	4	0	2	0	2	0	0	1	2	13
COMMERCIAL	33	5	4	23	1	6	13	14	0	4	4	19	126
HOTEL/MOTEL	5	0	0	2	0	2	0	0	0	0	0	3	12
CONVENIENCE STORE	2	0	2	5	0	1	1	1	0	1	1	4	18
GAS STATION	3	0	0	0	0	0	0	0	0	0	2	0	5
LIQUOR SALES	0	0	0	0	0	0	0	0	0	0	0	0	0
BAR/NIGHT CLUB	13	2	0	6	0	1	5	1	0	1	0	2	31
SUPERMARKET	0	0	1	4	0	1	2	4	0	0	0	5	17
DEPT/DISCOUNT STORE	2	0	1	1	0	0	1	2	0	0	0	1	8
SPECIALTY STORE	2	0	0	1	0	0	1	2	0	0	0	2	8
DRUGSTORE/HOSP.	2	0	0	1	0	0	2	1	0	1	0	2	9
BANK/FINANCE INST.	0	0	0	0	0	0	0	1	0	0	0	0	1
COMM/OFFICE BLDG.	3	1	0	0	0	0	0	1	0	0	1	0	6
INDUSTRIAL/MFG.	1	2	0	0	1	0	0	0	0	0	0	0	4
STORAGE	0	0	0	0	0	1	0	0	0	0	0	0	1
AIRPORT	0	0	0	1	0	0	1	0	0	0	0	0	2
BUS/RAIL TERMINAL	0	0	0	2	0	0	0	1	0	1	0	0	4
CONSTRUCTION SITE	0	0	0	0	0	0	0	0	0	0	0	0	0
GOVERNMENT/PUBLIC	12	1	0	9	1	1	96	7	1	1	4	15	148
SCHOOL/UNIVERSITY	6	0	0	2	1	0	2	5	1	1	0	5	23
JAIL/PRISON	5	0	0	2	0	1	85	2	0	0	2	9	106
RELIGIOUS BLDG.	0	1	0	0	0	0	0	0	0	0	0	0	1
GOV'T.PUBLIC BLDG.	1	0	0	5	0	0	9	0	0	0	2	1	18
OUTDOOR	43	3	3	59	2	14	20	45	4	5	65	50	313
HIGHWAY/ROADWAY	41	3	3	50	2	13	19	44	4	4	64	47	294
PARK/WOODLANDS/FIELD	2	0	0	9	0	1	1	1	0	1	0	3	18
LAKE/WATERWAY	0	0	0	0	0	0	0	0	0	0	1	0	1
OTHER	53	4	2	35	0	7	12	20	0	0	22	30	185
OTHER STRUCTURE	7	1	0	5	0	0	2	0	0	0	1	2	18
PARKING LOT/GARAGE	30	3	2	20	0	4	7	15	0	0	14	15	111
MOTOR VEHICLE	3	0	0	2	0	0	0	2	0	0	5	3	15
OTHER MOBILE	0	0	0	1	0	0	0	0	0	0	0	0	1
OTHER	13	0	0	7	0	3	3	3	0	0	2	9	40
TOTAL FOR FLORIDA	206	22	10	166	4	85	156	113	6	11	101	136	1,016

**ASSAULTS ON LAW ENFORCEMENT OFFICERS
BY TYPE ACTIVITY AND TIME PERIOD
1989**

OFFICER ACTIVITY	TIME												
	0001- 0200	0201- 0400	0401- 0600	0601- 0800	0801- 1000	1001- 1200	1201- 1400	1401- 1600	1601- 1800	1801- 2000	2001- 2200	2201- 2400	TOTAL
RESPOND TO DISTURBANCE	400	256	86	40	73	87	94	115	161	222	319	374	2,227
BURGLARY IN PROGRESS	29	29	13	8	9	9	18	15	14	17	27	21	209
ROBBERY IN PROGRESS	11	6	8	5	1	11	9	15	9	9	22	14	120
ATTEMPT OTHER ARREST	243	148	68	36	56	135	126	101	184	192	246	258	1,793
CIVIL DISORDER	22	15	5	0	11	5	4	11	10	13	15	24	135
DOMESTIC DISTURBANCE	133	63	27	12	28	26	13	33	58	98	108	153	752
HANDLING PRISONERS	151	114	60	47	51	60	61	84	91	103	136	140	1,098
INVESTIGATE SUSPICIOUS CIRCUMSTANCES	166	118	50	25	46	47	72	94	103	111	181	166	1,179
AMBUSH, NO WARNING	15	3	2	0	2	3	1	0	0	9	14	13	62
ASSAILANT MENTALLY DERANGED	8	6	1	8	5	7	6	7	6	8	5	8	75
TRAFFIC PURSUIT	221	163	81	36	34	44	55	75	57	104	111	154	1,135
OTHER	186	134	63	29	50	68	85	105	102	154	180	243	1,399
TOTAL FOR FLORIDA	1,585	1,055	464	246	366	502	544	655	795	1,040	1,364	1,568	10,184

**ASSAULTS ON LAW ENFORCEMENT OFFICERS
BY TYPE ACTIVITY AND DAY OF WEEK
1989**

OFFICER ACTIVITY	DAY OF WEEK						
	SUNDAY	MONDAY	TUESDAY	WEDNESDAY	THURSDAY	FRIDAY	SATURDAY
RESPOND TO DISTURBANCE	420	253	250	275	229	297	503
BURGLARY IN PROGRESS	27	17	28	30	26	43	38
ROBBERY IN PROGRESS	11	14	14	9	24	28	20
ATTEMPT OTHER ARREST	246	224	261	223	245	309	285
CIVIL DISORDER	18	11	21	21	16	19	29
DOMESTIC DISTURBANCE	149	79	86	95	83	93	167
HANDLING PRISONERS	162	155	146	137	155	159	184
INVESTIGATE SUSPICIOUS CIRCUMSTANCES	172	139	170	193	151	164	190
AMBUSH, NO WARNING	8	3	2	11	13	11	14
ASSAILANT MENTALLY DERANGED	8	16	5	9	16	10	11
TRAFFIC PURSUIT	190	139	137	154	143	144	228
OTHER	233	169	184	190	171	196	256
TOTAL FOR FLORIDA	1,644	1,219	1,304	1,347	1,272	1,473	1,925

OFFICER ACTIVITY TO TYPE OF ASSIGNMENT 1989

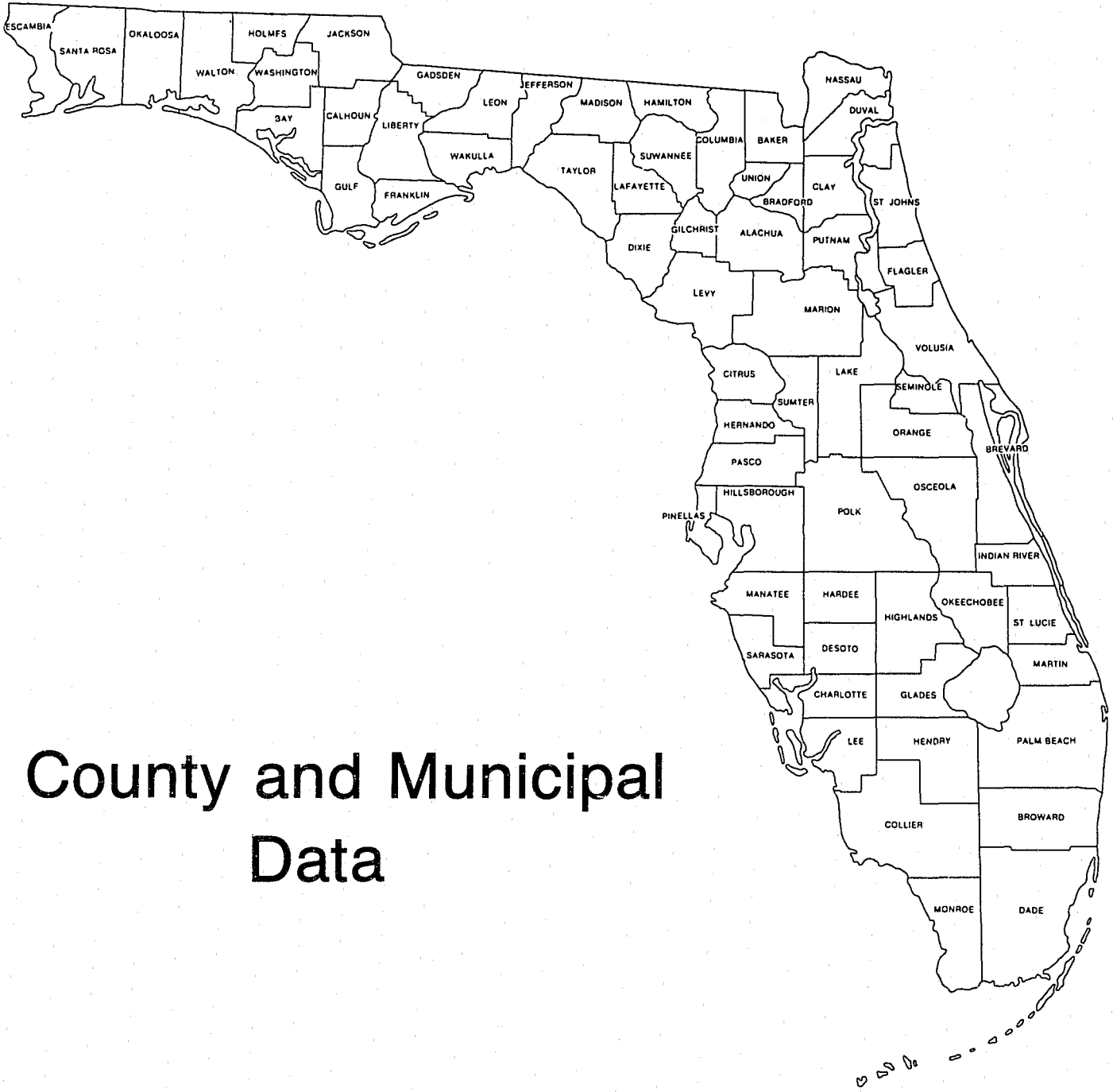
OFFICER ACTIVITY	ONE PERSON VEHICLE		TWO PERSON VEHICLE	DETECTIVE OR SPECIAL ASSIGNMENT		TRAFFIC/MOTORCYCLE OFFICER	OTHER		TOTAL	
	ALONE	ASSISTED		ALONE	ASSISTED		ALONE	ASSISTED	ALONE	ASSISTED
RESPOND TO DISTURBANCE	817	851	252	33	40	1	73	150	924	1,303
BURGLARY IN PROGRESS	65	64	43	7	12	0	4	14	76	133
ROBBERY IN PROGRESS	23	53	20	9	6	1	1	7	34	86
ATTEMPT OTHER ARREST	543	524	279	53	193	4	62	135	662	1,131
CIVIL DISORDER	34	29	24	11	7	5	6	19	56	79
DOMESTIC DISTURBANCE	229	371	98	6	5	0	10	33	245	507
HANDLING PRISONERS	209	149	78	16	24	0	176	446	401	697
INVESTIGATE SUSPICIOUS CIRCUMSTANCES	488	289	166	34	118	3	29	52	554	625
AMBUSH, NO WARNING	23	6	16	4	9	0	0	4	27	35
ASSAILANT MENTALLY DERANGED	22	27	12	2	4	0	1	7	25	50
TRAFFIC PURSUIT	484	315	197	13	31	39	21	35	557	578
OTHER	355	319	130	58	199	9	115	214	537	862
TOTAL FOR FLORIDA	3,292	2,997	1,315	246	648	62	498	1,126	4,098	6,086

OFFENDER INJURY TO OFFICER ACTIVITY 1989

OFFICER ACTIVITY	OFFENDER INJURY					TOTAL
	NONE/UNKNOWN	MINOR	MODERATE	SERIOUS	FATAL	
RESPOND TO DISTURBANCE	1,303	284	47	5	2	1,641
BURGLARY IN PROGRESS	97	36	11	2	0	146
ROBBERY IN PROGRESS	56	19	5	2	1	83
ATTEMPT OTHER ARREST	993	286	34	11	0	1,324
CIVIL DISORDER	60	21	0	3	0	84
DOMESTIC DISTURBANCE	374	131	12	3	3	523
HANDLING PRISONERS	579	176	23	1	0	779
INVESTIGATING SUSPICIOUS CIRCUMSTANCES	606	122	22	4	1	755
AMBUSH, NO WARNING	39	3	0	0	0	42
ASSAILANT MENTALLY DERANGED	34	10	2	1	1	48
TRAFFIC PURSUIT	601	152	31	8	0	792
OTHER	797	165	26	13	0	1,001
TOTAL FOR FLORIDA	5,539	1,405	213	53	8	7,218

OFFENDER CHARACTERISTICS BY TYPE WEAPON USED 1989

OFFENDER DATA	WEAPON TYPE							TOTAL WEAPONS
	HANDGUN	OTHER FIREARM	KNIFE	BLUNT OBJECT	HANDS/FISTS/ FEET	OTHER	UNKNOWN	
OFFENDER AGE								
JUVENILE	23	10	16	65	505	65	6	690
ADULT	168	85	221	292	5,007	485	80	6,338
UNKNOWN	23	12	7	23	84	39	2	190
OFFENDER RACE								
WHITE	98	55	110	167	3,255	333	60	4,078
BLACK	103	42	127	197	2,290	236	25	3,020
ORIENTAL/ASIAN	0	0	2	3	17	2	0	24
AMERICAN INDIAN	0	0	0	0	1	0	0	1
UNKNOWN	13	10	5	13	33	18	3	95
OFFENDER SEX								
MALE	186	90	192	301	4,517	507	72	5,865
FEMALE	15	6	48	63	1,053	67	13	1,265
UNKNOWN	13	11	4	16	26	15	3	88
TOTAL	214	107	244	380	5,596	589	88	7,218



County and Municipal Data

COUNTY AND MUNICIPAL DATA 1989	TOTAL SWORN	TOTAL ASSAULTED	PERCENT OF TOTAL	MALES ASSAULTED	FEMALES ASSAULTED
ALACHUA COUNTY	480	214	44.6	191	23
Alachua Sheriff's Office	184	96	52.2	89	7
Alachua Archer	15	19	126.7	17	2
Gainessville	206	85	41.3	73	12
Hawthorne	7	7	100.0	7	0
High Springs	7	7	100.0	7	0
Micanopy	62	5	8.1	3	2
Newberry	6	2	33.3	2	0
University of Florida	6	2	33.3	2	0
Waldo	6	2	33.3	2	0
BAKER COUNTY	20	16	80.0	16	0
Baker Sheriff's Office	20	16	80.0	16	0
BAY COUNTY	282	88	31.2	82	6
Bay Sheriff's Office	119	11	9.2	11	0
Callaway	16	16	100.0	15	1
Cedar Grove	5	0	0.0	0	0
FL State Univ., Panama City	2	0	0.0	0	0
Lynn Haven	13	1	7.7	1	0
Mexico Beach	4	0	0.0	0	0
Panama City	74	50	67.6	47	3
Panama City Beach	29	6	20.7	4	2
Parker	7	2	28.6	2	0
Springfield	13	2	15.4	2	0
BRADFORD COUNTY	26	11	42.3	10	1
Bradford Sheriff's Office	11	2	18.2	2	0
Starke	15	9	60.0	8	1
BREVARD COUNTY	709	295	41.6	270	25
Brevard Sheriff's Office	248	128	51.6	117	11
Cocoa	41	9	22.0	7	2
Cocoa Beach	44	14	31.8	13	1
Indialantic	10	6	60.0	6	0
Indian Harbour Beach	14	4	28.6	4	0
Melbourne	132	99	75.0	93	6
Melbourne Beach	8	7	87.5	7	0
Palm Bay	86	15	17.4	12	3
Rockledge	29	2	6.9	2	0
Satellite Beach	15	0	0.0	0	0
Titusville	66	7	10.6	5	2
West Melbourne	16	4	25.0	4	0
BROWARD COUNTY	3,169	1,157	35.7	1,064	93
Broward Sheriff's Office	902	334	37.0	310	24
Coconut Creek	49	18	36.7	17	1
Cooper City	35	8	22.9	8	0
Coral Springs	140	45	32.1	44	1
Dania	93	47	50.5	45	2
Davie	92	20	21.7	20	0
Deerfield Beach	488	191	39.1	164	27
Fort Lauderdale	97	34	35.1	28	6
Hallandale	12	0	0.0	0	0
Hillsboro Beach	12	0	0.0	0	0

COUNTY AND MUNICIPAL DATA 1989	TOTAL SWORN	TOTAL ASSAULTED	PERCENT OF TOTAL	MALES ASSAULTED	FEMALES ASSAULTED
Hollywood	298	185	62.1	170	15
Lauderdale Lakes	Under the jurisdiction of Broward Sheriff's Office by contractual agreement.				
Lauderdale-by-the Sea	15	4	26.7	4	0
Lauderhill	Under the jurisdiction of Broward Sheriff's Office by contractual agreement.				
Lighthouse Point	27	3	11.1	2	1
Margate	82	15	18.3	15	0
Miramar	68	4	5.9	4	0
North Lauderdale	55	15	27.3	14	1
Oakland Park	71	59	83.1	56	3
Parkland	14	0	0.0	0	0
Pembroke Park	Under the jurisdiction of Broward Sheriff's Office by contractual agreement.				
Pembroke Pines	118	27	22.9	26	1
Plantation	126	27	21.4	24	3
Pompano Beach	228	84	36.8	79	5
Sea Ranch Lakes	10	0	0.0	0	0
Sunrise	121	28	23.1	26	2
Tamarac	Under the jurisdiction of Broward Sheriff's Office by contractual agreement.				
Wilton Manors	28	9	32.1	8	1
CALHOUN COUNTY	14	1	7.1	1	0
Calhoun Sheriff's Office	7	1	14.3	1	0
Altha	1	0	0.0	0	0
Blountstown	6	0	0.0	0	0
CHARLOTTE COUNTY	168	19	11.3	17	2
Charlotte Sheriff's Office	144	15	10.4	13	2
Punta Gorda	24	4	16.7	4	0
CITRUS COUNTY	117	44	37.6	36	8
Citrus Sheriff's Office	90	21	23.3	16	5
Crystal River	16	12	75.0	9	3
Inverness	11	11	100.0	11	0
CLAY COUNTY	162	57	35.2	55	2
Clay Sheriff's Office	128	44	34.4	42	2
Green Cove Springs	13	0	0.0	0	0
Orange Park	21	13	61.9	13	0
COLLIER COUNTY	372	85	22.8	81	4
Collier Sheriff's Office	296	61	20.6	58	3
Naples	76	24	31.6	23	1
COLUMBIA COUNTY	68	9	13.2	9	0
Columbia Sheriff's Office	45	8	17.8	8	0
Lake City	23	1	4.3	1	0
DADE COUNTY	5,034	2,180	43.3	1,925	255
Metro-Dade	2,462	1,097	44.6	940	157
Bal Harbour	22	4	18.2	3	1
Bay Harbor Islands	22	2	9.1	2	0
Biscayne Park	7	0	0.0	0	0
Coral Gables	136	38	27.9	34	4
El Portal	6	1	16.7	1	0
Florida City	17	47	276.5	37	10
Florida International University	27	0	0.0	0	0

COUNTY AND MUNICIPAL DATA 1989	TOTAL SWORN	TOTAL ASSAULTED	PERCENT OF TOTAL	MALES ASSAULTED	FEMALES ASSAULTED
Golden Beach	12	0	0.0	0	0
Hialeah	317	150	47.3	137	13
Hialeah Gardens	23	2	9.1	2	0
Homestead	73	52	71.2	44	8
Medley	28	0	0.0	0	0
Miami	1,113	469	42.1	437	32
Miami Beach	321	159	49.5	149	10
Miami Shores	30	9	30.0	7	2
Miami Springs	39	9	23.1	9	0
Miccosukee	7	2	28.6	2	0
North Bay Village	19	0	0.0	0	0
North Miami	104	51	49.0	46	5
North Miami Beach	97	27	27.8	23	4
Opa Locka	45	14	31.1	13	1
South Miami	48	26	54.2	20	6
Surfside	20	4	20.0	4	0
Sweetwater	20	8	40.0	6	2
Virginia Gardens	7	0	0.0	0	0
West Miami	13	9	69.2	9	0
DESOTO COUNTY	45	9	20.0	7	2
DeSoto Sheriff's Office	29	6	20.7	4	2
Arcadia	16	3	18.8	3	0
DIXIE COUNTY	18	0	0.0	0	0
Dixie Sheriff's Office	14	0	0.0	0	0
Cross City	4	0	0.0	0	0
DUVAL COUNTY	1,286	445	34.6	409	36
Atlantic Beach	19	2	10.5	2	0
Jacksonville	1,174	441	37.6	405	36
Jacksonville Airport	29	2	6.9	2	0
Jacksonville Beach	38	0	0.0	0	0
Neptune Beach	11	0	0.0	0	0
University of North Florida	15	0	0.0	0	0
ESCAMBIA COUNTY	401	195	48.6	176	19
Escambia Sheriff's Office	249	151	60.6	133	18
Century	6	2	33.3	2	0
Pensacola	131	42	32.1	41	1
University of West Florida	15	0	0.0	0	0
FLAGLER COUNTY	52	5	9.6	4	1
Flagler Sheriff's Office	37	1	2.7	0	1
Bunnell	6	3	50.0	3	0
Flagler Beach	9	1	11.1	1	0
FRANKLIN COUNTY	26	1	3.8	1	0
Franklin Sheriff's Office	21	1	4.8	1	0
Apalachicola	5	0	0.0	0	0
GADSDEN COUNTY	102	34	33.3	31	3
Gadsden Sheriff's Office	26	7	26.9	7	0
Chattahoochee	10	2	20.0	2	0
Havana	9	10	111.1	7	3
Quincy	57	15	26.3	15	0

COUNTY AND MUNICIPAL DATA 1989	TOTAL SWORN	TOTAL ASSAULTED	PERCENT OF TOTAL	MALES ASSAULTED	FEMALES ASSAULTED
GILCHRIST COUNTY	11	0	0.0	0	0
Gilchrist Sheriff's Office	11	0	0.0	0	0
GLADES COUNTY	18	29	161.1	26	3
Glades Sheriff's Office	18	29	161.1	26	3
GULF COUNTY	25	12	48.0	12	0
Gulf Sheriff's Office	13	3	23.1	3	0
Port St. Joe	11	9	81.8	9	0
Wewahitchka	1	0	0.0	0	0
HAMILTON COUNTY	20	4	20.0	4	0
Hamilton Sheriff's Office	13	1	7.7	1	0
Jasper	6	3	50.0	3	0
White Springs	1	0	0.0	0	0
HARDEE COUNTY	47	12	25.5	8	4
Hardee Sheriff's Office	27	12	44.4	8	4
Bowling Green	6	0	0.0	0	0
Wauchula	10	0	0.0	0	0
Zolfo Springs	4	0	0.0	0	0
HENDRY COUNTY	79	6	7.6	5	1
Hendry Sheriff's Office	41	0	0.0	0	0
Clewiston	11	1	9.1	1	0
Seminole Indian Reservation	27	5	18.5	4	1
HERNANDO COUNTY	124	59	47.6	55	4
Hernando Sheriff's Office	105	43	41.0	40	3
Brooksville	19	16	84.2	15	1
HIGHLANDS COUNTY	122	17	13.9	15	2
Highlands Sheriff's Office	82	6	7.3	5	1
Avon Park	18	3	16.7	3	0
Sebring	22	8	36.4	7	1
HILLSBOROUGH COUNTY	1,712	850	49.6	738	112
Hillsborough Sheriff's Office	784	219	27.9	198	21
Plant City	51	13	25.5	13	0
Tampa	743	586	78.9	500	86
Tampa International Airport	66	4	6.1	3	1
Temple Terrace	34	4	11.8	4	0
University of South Florida	34	24	70.6	20	4
HOLMES COUNTY	14	1	7.1	1	0
Holmes Sheriff's Office	9	1	11.1	1	0
Bonifay	5	0	0.0	0	0

COUNTY AND MUNICIPAL DATA 1989	TOTAL SWORN	TOTAL ASSAULTED	PERCENT OF TOTAL	MALES ASSAULTED	FEMALES ASSAULTED
INDIAN RIVER COUNTY	230	43	18.7	38	5
Indian River Sheriff's Office	126	24	19.0	24	0
Fellsmere	6	2	33.3	1	1
Indian River Shores	19	0	0.0	0	0
Sebastian	20	5	25.0	4	1
Vero Beach	59	12	20.3	9	3
JACKSON COUNTY	50	7	14.0	5	2
Jackson Sheriff's Office	25	6	24.0	5	1
Graceville	6	1	16.7	0	1
Marianna	16	0	0.0	0	0
Sneads	3	0	0.0	0	0
JEFFERSON COUNTY	18	6	33.3	6	0
Jefferson Sheriff's Office	10	2	20.0	2	0
Monticello	8	4	50.0	4	0
LAFAYETTE COUNTY	4	9	225.0	7	2
Lafayette Sheriff's Office	4	9	225.0	7	2
LAKE COUNTY	290	89	30.7	84	5
Lake Sheriff's Office	119	28	23.5	28	0
Clermont	16	12	75.0	12	0
Eustis	29	19	65.5	15	4
Fruitland Park	6	5	83.3	5	0
Groveland	7	8	114.3	8	0
Howey-in-the-Hills	4	0	0.0	0	0
Lady Lake	14	0	0.0	0	0
Leesburg	45	5	11.1	4	1
Mascotte	5	6	120.0	6	0
Minneola	5	0	0.0	0	0
Mount Dora	16	5	31.3	5	0
Tavares	17	1	5.9	1	0
Umatilla	7	0	0.0	0	0
LEE COUNTY	524	51	9.7	49	2
Lee Sheriff's Office	286	6	2.1	6	0
Cape Coral	88	21	23.9	20	1
Fort Myers	127	24	18.9	23	1
Sanibel	23	0	0.0	0	0
LEON COUNTY	556	185	33.3	160	25
Leon Sheriff's Office	210	37	17.6	32	5
Florida A&M University	22	2	9.1	2	0
Florida State University	38	3	7.9	3	0
Tallahassee	286	143	50.0	123	20
LEVY COUNTY	47	13	27.7	12	1
Levy Sheriff's Office	30	9	30.0	8	1
Chiefland	7	1	14.3	1	0
Williston	10	3	30.0	3	0
LIBERTY COUNTY	5	1	20.0	1	0
Liberty Sheriff's Office	5	1	20.0	1	0

COUNTY AND MUNICIPAL DATA 1989	TOTAL SWORN	TOTAL ASSAULTED	PERCENT OF TOTAL	MALES ASSAULTED	FEMALES ASSAULTED
MADISON COUNTY	42	9	21.4	9	0
Madison Sheriff's Office	30	7	23.3	7	0
Greenville	2	0	0.0	0	0
Madison	10	2	20.0	2	0
MANATEE COUNTY	390	194	49.7	182	12
Manatee Sheriff's Office	257	127	49.4	117	10
Bradenton	71	50	70.4	48	2
Bradenton Beach	8	1	12.5	1	0
Holmes Beach	8	1	12.5	1	0
Longboat Key	19	1	5.3	1	0
Palmetto	27	14	51.9	14	0
MARION COUNTY	284	64	22.5	58	6
Marion Sheriff's Office	157	37	23.6	34	3
Belleview	9	0	0.0	0	0
Dunnellon	7	2	28.6	2	0
Ocala	111	25	22.5	22	3
MARTIN COUNTY	228	66	28.9	63	3
Martin Sheriff's Office	166	32	19.3	31	1
Jupiter Island	13	0	0.0	0	0
Sewallis Point	8	1	12.5	1	0
Stuart	41	33	80.5	31	2
MONROE COUNTY	230	156	67.8	141	15
Monroe Sheriff's Office	170	71	41.8	61	10
Key West	60	85	141.7	80	5
NASSAU COUNTY	60	17	28.3	17	0
Nassau Sheriff's Office	36	14	38.9	14	0
Fernandina Beach	24	3	12.5	3	0
OKALOOSA COUNTY	196	54	27.6	49	5
Okaloosa Sheriff's Office	102	18	17.6	18	0
Crestview	19	8	42.1	8	0
Fort Walton Beach	46	28	60.9	23	5
Niceville	15	0	0.0	0	0
Okaloosa Air Terminal	6	0	0.0	0	0
Valparaiso	8	0	0.0	0	0
OKEECHOBEE COUNTY	59	25	42.4	24	1
Okeechobee Sheriff's Office	43	24	55.8	23	1
Okeechobee	16	1	6.3	1	0
ORANGE COUNTY	1,458	527	36.1	469	58
Orange Sheriff's Office	719	323	44.9	292	31
Apopka	35	10	28.6	8	2
Eatonville	9	1	11.1	0	1
Edgewood	7	0	0.0	0	0
Maitland	32	2	6.3	1	1
Oakland	2	0	0.0	0	0

COUNTY AND MUNICIPAL DATA 1989	TOTAL SWORN	TOTAL ASSAULTED	PERCENT OF TOTAL	MALES ASSAULTED	FEMALES ASSAULTED
Ocoee	29	12	41.4	10	2
Orlando	505	150	29.7	132	18
University of Central Florida	23	0	0.0	0	0
Windermere	6	0	0.0	0	0
Winter Garden	23	14	60.9	12	2
Winter Park	68	15	22.1	14	1
OSCEOLA COUNTY	239	52	21.8	47	5
Osceola Sheriff's Office	138	44	31.9	39	5
Kissimmee	70	0	0.0	0	0
St. Cloud	31	8	25.8	8	0
PALM BEACH COUNTY	2,262	551	24.4	497	54
Palm Beach Sheriff's Office	847	106	12.5	94	12
Atlantis	15	0	0.0	0	0
Belle Glade	48	70	145.8	65	5
Boca Raton	118	23	19.5	22	1
Boynton Beach	123	111	90.2	106	5
Briny Breezes	Under the Jurisdiction of the City of Ocean Ridge by contractual agreement.				
Delray Beach	121	45	37.2	44	1
Florida Atlantic University	22	3	13.6	2	1
Greenacres City	45	0	0.0	0	0
Gulf Stream	10	0	0.0	0	0
Highland Beach	10	0	0.0	0	0
Hypoluxo	Under the Jurisdiction of the City of Lantana by contractual agreement.				
Juno Beach	13	3	23.1	3	0
Jupiter	65	7	10.8	6	1
Jupiter Inlet Colony	3	0	0.0	0	0
Lake Clarke Shores	9	0	0.0	0	0
Lake Park	27	5	18.5	3	2
Lake Worth	93	45	48.4	33	12
Lantana	23	3	13.0	3	0
Manalapan	8	0	0.0	0	0
Mangonia Park	17	3	17.6	3	0
North Palm Beach	34	6	17.6	6	0
Ocean Ridge	10	0	0.0	0	0
Pahokee	13	14	107.7	13	1
Palm Beach	75	0	0.0	0	0
Palm Beach Co. School Board	40	4	10.0	3	1
Palm Beach Gardens	69	15	21.7	15	0
Palm Beach Shores	8	0	0.0	0	0
Palm Springs	24	7	29.2	6	1
Riviera Beach	94	22	23.4	15	7
Royal Palm Beach	25	5	20.0	4	1
South Bay	10	4	40.0	4	0
South Palm Beach	8	1	12.5	1	0
Tequesta	16	6	37.5	6	0
West Palm Beach	219	43	19.6	40	3
PASCO COUNTY	357	143	40.1	131	12
Pasco Sheriff's Office	278	111	39.9	101	10
Dade City	18	7	38.9	7	0
New Port Richey	29	14	48.3	13	1
Port Richey	8	7	87.5	7	0
St. Leo	2	0	0.0	0	0
Zephyrhills	22	4	18.2	3	1

COUNTY AND MUNICIPAL DATA 1989	TOTAL SWORN	TOTAL ASSAULTED	PERCENT OF TOTAL	MALES ASSAULTED	FEMALES ASSAULTED
PINELLAS COUNTY	1,743	589	33.8	514	75
Pinellas Sheriff's Office	628	161	25.6	148	13
Belleair	10	1	10.0	1	0
Belleair Beach	4	0	0.0	0	0
Belleair Bluffs	7	2	28.6	2	0
Clearwater	230	46	20.0	41	5
Dunedin	54	16	29.6	14	2
Gulfpport	23	0	0.0	0	0
Indian Rocks Beach	10	4	40.0	4	0
Indian Shores	9	3	33.3	2	1
Kenneth City	11	3	27.3	3	0
Largo	102	47	46.1	40	7
Madeira Beach	16	7	43.8	7	0
Oldsmar	Under the Jurisdiction of the Pinellas Sheriff's Office by contractual agreement.				
Pinellas Co. Campus Police	24	2	8.3	2	0
Pinellas Park	65	20	30.8	20	0
Redington Beaches	7	0	0.0	0	0
Redington Shores	Under the Jurisdiction of the City of Indian Shores by contractual agreement.				
Safety Harbor	Under the Jurisdiction of the Pinellas Sheriff's Office by contractual agreement.				
Saint Petersburg	445	252	56.6	206	46
Saint Petersburg Beach	31	2	6.5	2	0
Seminole	Under the Jurisdiction of the Pinellas Sheriff's Office by contractual agreement.				
South Pasadena	Under the Jurisdiction of the Pinellas Sheriff's Office by contractual agreement.				
Tarpon Springs	41	21	51.2	20	1
Treasure Island	17	2	11.8	2	0
University of South Florida (St. Pete)	9	0	0.0	0	0
POLK COUNTY	774	407	52.6	359	48
Polk Sheriff's Office	347	243	70.0	209	34
Auburndale	21	8	38.1	8	0
Bartow	40	21	52.5	20	1
Davenport	4	1	25.0	1	0
Dundee	8	2	25.0	1	1
Eagle Lake	5	4	80.0	4	0
Fort Meade	11	3	27.3	3	0
Frostproof	8	0	0.0	0	0
Haines City	31	8	25.8	8	0
Lake Alfred	8	0	0.0	0	0
Lake Hamilton	5	7	140.0	6	1
Lake Wales	34	17	50.0	15	2
Lakeland	181	46	25.4	42	4
Mulberry	9	1	11.1	0	1
Winter Haven	62	46	74.2	42	4
PUTNAM COUNTY	105	32	30.5	30	2
Putnam Sheriff's Office	71	12	16.9	10	2
Crescent City	6	3	50.0	3	0
Palatka	28	17	60.7	17	0
ST. JOHNS COUNTY	149	42	28.2	40	2
St. Johns Sheriff's Office	107	37	34.6	35	2
St. Augustine	34	5	14.7	5	0
St. Augustine Beach	8	0	0.0	0	0

COUNTY AND MUNICIPAL DATA 1989	TOTAL SWORN	TOTAL ASSAULTED	PERCENT OF TOTAL	MALES ASSAULTED	FEMALES ASSAULTED
ST. LUCIE COUNTY	313	157	50.2	144	13
St. Lucie Sheriff's Office	151	64	42.4	61	3
Fort Pierce	97	87	89.7	77	10
Port St. Lucie	65	6	9.2	6	0
SANTA ROSA COUNTY	109	11	10.1	11	0
Santa Rosa Sheriff's Office	74	7	9.5	7	0
Gulf Breeze	18	1	5.6	1	0
Milton	17	3	17.6	3	0
SARASOTA COUNTY	504	155	30.8	146	9
Sarasota Sheriff's Office	262	73	27.9	70	3
North Port	23	0	0.0	0	0
Sarasota	170	64	37.6	58	6
University of South Florida (Sarasota)	10	0	0.0	0	0
Venice	39	18	46.2	18	0
SEMINOLE COUNTY	478	178	37.2	172	6
Seminole Sheriff's Office	182	62	34.1	60	2
Altamonte Springs	75	22	29.3	18	4
Casselberry	39	23	59.0	23	0
Lake Mary	19	0	0.0	0	0
Longwood	30	12	40.0	12	0
Oviedo	23	8	34.8	8	0
Sanford	75	40	53.3	40	0
Winter Springs	35	11	31.4	11	0
SUMTER COUNTY	61	21	34.4	19	2
Sumter Sheriff's Office	38	12	31.6	10	2
Bushnell	5	3	60.0	3	0
Center Hill	2	0	0.0	0	0
Coleman	2	0	0.0	0	0
Webster	3	0	0.0	0	0
Wildwood	11	6	54.5	6	0
SUWANNEE COUNTY	27	0	0.0	0	0
Suwannee Sheriff's Office	13	0	0.0	0	0
Live Oak	14	0	0.0	0	0
TAYLOR COUNTY	35	21	60.0	18	3
Taylor Sheriff's Office	17	2	11.8	2	0
Perry	18	19	105.6	16	3
UNION COUNTY	7	1	14.3	1	0
Union Sheriff's Office	7	1	14.3	1	0

COUNTY AND MUNICIPAL DATA 1989	TOTAL SWORN	TOTAL ASSAULTED	PERCENT OF TOTAL	MALES ASSAULTED	FEMALES ASSAULTED
VOLUSIA COUNTY	855	363	42.5	332	31
Volusia Sheriff's Office	280	105	37.5	96	9
Daytona Beach	207	148	71.5	135	13
Daytona Beach Regional	5	0	0.0	0	0
Daytona Beach Shores	18	4	22.2	4	0
Deland	50	28	56.0	25	3
Edgewater	28	10	35.7	8	2
Holly Hill	23	14	60.9	14	0
Lake Helen	5	0	0.0	0	0
New Smyrna Beach	44	5	11.4	5	0
Oak Hill	5	0	0.0	0	0
Orange City	13	10	76.9	9	1
Ormond Beach	61	11	18.0	11	0
Ponce Inlet	8	0	0.0	0	0
Port Orange	51	8	15.7	7	1
South Daytona	23	17	73.9	15	2
Volusia Co. Beach Management	34	3	8.8	3	0
WAKULLA COUNTY	29	4	13.8	4	0
Wakulla Sheriff's Office	29	4	13.8	4	0
WALTON COUNTY	51	16	31.4	16	0
Walton Sheriff's Office	40	2	5.0	2	0
DeFuniak Springs	11	14	127.3	14	0
WASHINGTON COUNTY	20	3	15.0	3	0
Washington Sheriff's Office	14	2	14.3	2	0
Chipley	6	1	16.7	1	0
STATE AGENCIES	2,671	67	2.5	61	6
Division of Beverage	151	0	0.0	0	0
Florida Department of Law Enfo.	344	1	0.3	1	0
Florida Game and Fish Comm.	315	3	1.0	3	0
Florida Highway Patrol	1,508	56	3.7	51	5
Florida Marine Patrol	353	7	2.0	6	1
STATEWIDE GRAND TOTAL	30,183	10,184	33.7	9,168	1,016

