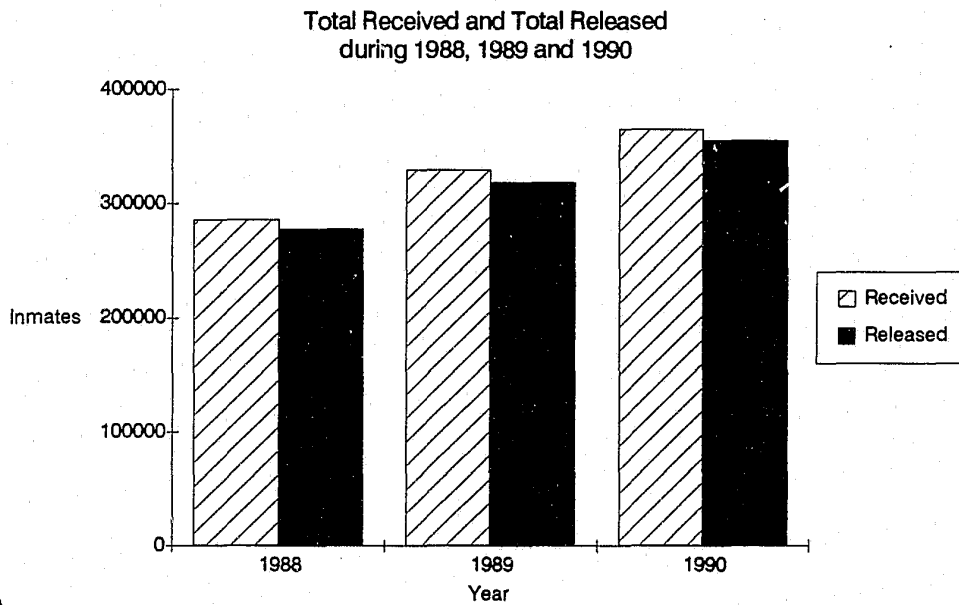


MOVEMENT OF PRISON POPULATION

Calendar Year 1990



10-4-91
MPL-9-6-91

130116

Department of Corrections
Administrative Services Division
Offender Information Services Branch
Data Analysis Unit

Sacramento, California 95814
1991

Report # MOVE-5

STATE OF CALIFORNIA

YOUTH AND ADULT CORRECTIONAL AGENCY

JOE SANDOVAL

Agency Secretary

CRAIG L. BROWN

Undersecretary

DEPARTMENT OF CORRECTIONS

JAMES H. GOMEZ

Director

ROBERT H. DENNINGER

Chief Deputy Director

JAMES E. TILTON

Deputy Director

RICHARD S. WELCH

Chief, Offender Information Services Branch

GERALD E. BECKETT

Chief, Estimates And Statistical Analysis Section

KATHLEEN LOFSTROM

Manager, Data Analysis Unit

RICHARD A. BASS

Research Analyst II

GERRI DE GRAAF

Research Analyst II

PAULA BURBACH

Staff Services Analyst

ARTHUR CHUNG

Research Analyst II

DOREEN BARTON

Associate Governmental Program Analyst

130116

**U.S. Department of Justice
National Institute of Justice**

This document has been reproduced exactly as received from the person or organization originating it. Points of view or opinions stated in this document are those of the authors and do not necessarily represent the official position or policies of the National Institute of Justice.

Permission to reproduce this copyrighted material has been
granted by
California Department of Corrections

to the National Criminal Justice Reference Service (NCJRS).

Further reproduction outside of the NCJRS system requires permission of the copyright owner.

MOVEMENT OF PRISON POPULATION

TABLE OF CONTENTS

	Page
HIGHLIGHTS OF PRISON MOVEMENTS	1
SUMMARY OF MOVEMENTS BY INSTITUTION AND SEX	2-3
MOVEMENT OF MALE AND FEMALE PRISON POPULATION	4
MOVEMENT OF MALE PRISON POPULATION	5
INSTITUTIONS	6-30
COMMUNITY BASED FACILITIES	31-34
RECEPTION CENTERS	35-42
MOVEMENT OF FEMALE PRISON POPULATION	43
INSTITUTIONS	44-49
COMMUNITY BASED FACILITIES	50-53
RECEPTION CENTERS	54-56
GLOSSARY OF TERMS AND DEFINITIONS	57

Contact Persons:

Kathleen Lofstrom

Manager

(916) 324-8810

ATSS 454-8810

Gerri de Graaf

Research Analyst II

(916) 324-8813

ATSS 454-8813

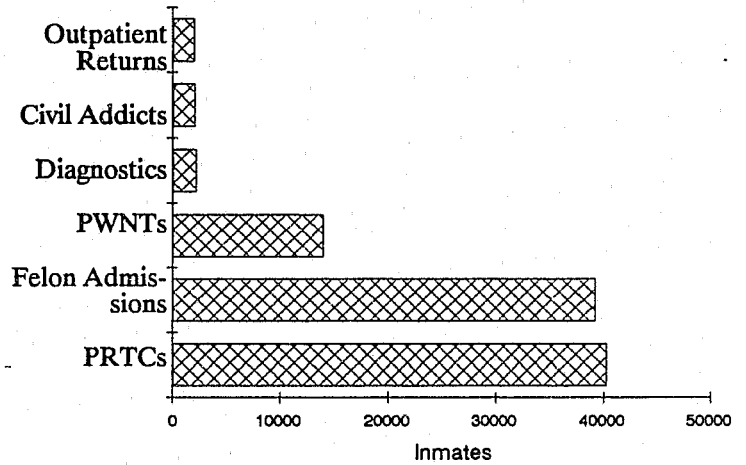
MOVEMENT OF PRISON POPULATION

During Calendar Year 1990 there were:

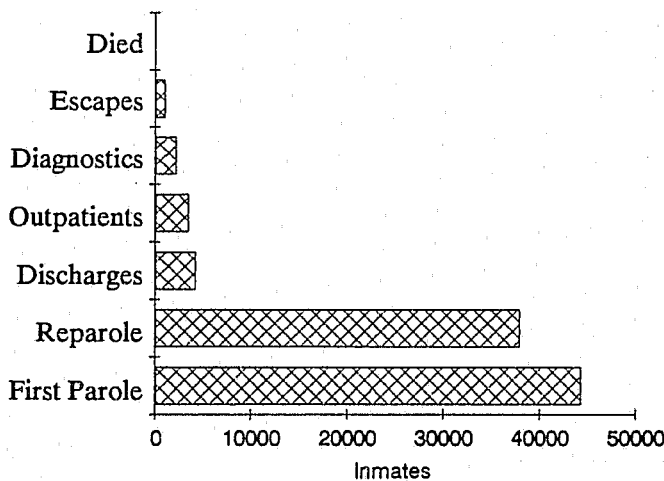
RECEIVED

- 39,272 new felon admissions received from court.
- 2,158 new civil narcotic addict admissions received from court.
- 2,277 county diagnostic cases received.
- 40,309 felon parole violators returned to custody (PRTCs and parole violators pending revocation).
- 14,070 parole violators returned with a new term from court (PWNTs).
- 649 escape returns to CDC institutions.
- 2,114 outpatients returned to custody.

TYPE OF RECEPTION
 CALENDAR YEAR 1990



TYPE OF RELEASE
 CALENDAR YEAR 1990



RELEASED

- 82,419 felon inmates were released to parole from CDC institutions and temporary release status.
- 44,421 were first releases to parole.
- 37,998 were re-released to parole.
- 2,230 county diagnostic cases were discharged from CDC institutions.
- 1,097 inmates escaped from CDC institutions and community-based facilities.
- 122 inmates died in CDC institutions.
- 3,558 civil narcotic addicts were released to outpatient status.
- 4,256 inmates were discharged from CDC institutions.

MOVEMENT OF PRISON POPULATION

INSTITUTION	POPULATION 12-31-89	TOTAL RECEIVED	TOTAL RELEASED	TOTAL POPULATION 12-31-90
TOTAL INSTITUTION	87,297	365,510	355,498	97,309
Total Male	81,297	332,786	323,268	90,807
Male Prisons	69,612	174,531	164,948	78,687
AVENAL SP	2,770	5,504	4,864	3,398
CCC	5,148	7,245	6,706	5,661
CCI - Main	2,565	4,263	4,119	2,690
CCI - IV A	916	2,088	1,983	1,017
CCI - IV B	743	6,023	5,697	1,066
CIM - Main	2,044	12,070	11,915	2,170
CIM - East	1,208	15,916	15,791	1,224
CMC - East*	3,876	4,244	4,221	3,858
CMC - West	2,889	4,988	4,983	2,880
CMF	2,893	8,446	8,322	2,966
CMF - South	3,918	5,459	5,201	4,159
CORCORAN	4,981	7,907	7,326	5,551
CRC	3,492	7,464	7,476	3,487
CTF - Central	2,565	10,816	10,537	2,828
CTF - North	2,528	5,648	5,622	2,532
CTF - South	793	1,854	1,823	805
CVSP	1,292	6,107	4,253	3,122
DVI	2,306	3,884	3,814	2,363
FOL - CSP SACTO	2,727	15,698	15,276	3,164
FOLSOM	4,206	5,265	5,333	4,117
MULE CREEK	3,445	5,225	4,854	3,832
PELICAN BAY	645	4,829	2,079	3,382
RJD	3,151	7,390	6,959	3,562
SCC	5,358	9,208	9,029	5,501
SAN QUENTIN	3,153	6,990	6,765	3,352
Male Community Based	2,672	12,625	12,285	2,813
REGION I	1,176	4,471	4,340	1,240
REGION II	277	1,570	1,483	339
REGION III	547	2,698	2,649	492
REGION IV	672	3,886	3,813	742

* Includes 406 persons under care of the Department of Mental Health on 12-31-90.

Male Reception Centers	9,013	145,630	146,035	9,307
CCI	1,035	15,969	15,992	1,067
CRC	395	6,574	6,550	424
DVI	1,096	13,429	13,463	1,125
CMF North	596	7,105	7,156	588
CIM Central	1,431	51,851	52,151	1,489
CIM West	1,454	22,510	22,628	1,360
RJD	954	9,505	9,387	1,149
SAN QUENTIN	2,052	18,687	18,708	2,105

MOVEMENT OF PRISON POPULATION

INSTITUTION	POPULATION 12-31-89	TOTAL RECEIVED	TOTAL POPULATION RELEASED	POPULATION 12-31-90
Total Female	6,000	32,724	32,230	6,502
Female Prisons	5,114	19,349	18,999	5,443
AVENAL SP	1,283	2,368	3,054	596
CCWF	0	1,527	121	1,404
CIW *	2,073	11,094	11,365	1,793
CRC	860	1,779	1,838	796
NCWF	579	1,253	1,297	532
SCC	319	1,328	1,324	322
Female Community Based	450	1,911	1,930	397
REGION I	188	809	802	177
REGION II	85	228	244	60
REGION III	61	223	238	42
REGION IV	116	651	646	118
Female Reception Centers	436	11,464	11,301	662
CIW	272	9,519	9,569	266
CCWF	0	289	70	224
NCWF	164	1,656	1,662	172

* Includes 10 persons under care of the Department of Mental Health on 12-31-90.

MALE AND FEMALE PRISON POPULATION MOVEMENTS
 Annual Report:

JANUARY 1, 1990 - DECEMBER 31, 1990

Movement	Commitment Type							
	Total	Felon	Safe-keeper	Civil Narc. Addict	Federal Cases	From Other States	Youth Author.	County Diagnostic
Population: JAN 1, 1990	87,297	84,338	9	2,564	7	33	9	337
Total Received	365,510	353,976	233	7,278	6	68	7	3,944
Transfers in	251,580	247,516	5	2,340	4	59	5	1,651
New Admissions	43,936	39,272	222	2,158	2	4	1	2,277
Parole Returns	56,493	54,379	0	2,114	0	0	0	0
PRTC and OPRTFT	9,201	7,128	0	2,073	0	0	0	0
PWNT and OPRWNT	14,111	14,070	0	41	0	0	0	0
Pending Revocation	33,181	33,181	0	0	0	0	0	0
Psychiatric Returns	0	0	0	0	0	0	0	0
CYA Parole Returns	399	399	0	0	0	0	0	0
Other Admissions>Returns	13,102	12,410	6	664	0	5	1	16
Fed/State/CYA	438	438	0	0	0	0	0	0
Escape	649	649	0	0	0	0	0	0
Court	7,947	7,604	6	324	0	3	1	9
Jail	1,198	1,188	0	0	0	0	0	0
Hospital/Medical	2,254	2,113	0	133	0	2	0	6
Temp. Community Leave	37	36	0	0	0	0	0	1
Other	589	382	0	207	0	0	0	0
Total Released	355,498	344,182	211	7,117	5	69	12	3,902
Transfers out	251,580	247,516	5	2,340	4	59	5	1,651
Paroled	82,248	78,697	0	3,551	0	0	0	0
First Parole	45,652	42,101	0	3,551	0	0	0	0
Re-Parole	36,596	36,596	0	0	0	0	0	0
Released to CYA Parole	207	207	0	0	0	0	0	0
Discharged	4,256	1,309	195	510	1	6	5	2,230
Died	122	122	0	0	0	0	0	0
Other Releases	17,085	16,331	11	716	0	4	2	21
Fed/State/CYA	91	91	0	0	0	0	0	0
Escape	1,097	1,097	0	0	0	0	0	0
Court	9,161	8,759	11	375	0	2	1	13
Jail	2,611	2,609	0	1	0	0	1	0
Hospital/Medical	2,321	2,181	0	132	0	2	0	6
Temp. Community Leave	44	43	0	0	0	0	0	1
Other	1,760	1,551	0	208	0	0	0	1
Net Received-Released	10,012	9,794	22	159	1	-1	-5	42
Uncategorized Moves	0	-10	-3	0	0	7	0	6
Population: DEC 31, 1990	97,309	94,122	28	2,723	8	39	4	385
Departures from Temp. Release	3,982	3,898	22	42	0	1	6	13
Paroled	3,729	3,722	0	7	0	0	0	0
First Parole	2,327	2,320	0	7	0	0	0	0
Re-Parole	1,402	1,402	0	0	0	0	0	0
Discharged	214	137	22	35	0	1	6	13
Died	39	39	0	0	0	0	0	0

REPORT # MOVE-5

MALE PRISON POPULATION MOVEMENTS
 Annual Report:
 JANUARY 1, 1990 - DECEMBER 31, 1990

Movement	Commitment Type							
	Total	Felon	Safe-keeper	Civil Narc. Addict	Federal Cases	From Other States	Youth Author.	County Diagnostic
Population: JAN 1, 1990	81,297	78,911	9	2,045	6	33	8	285
TOTAL RECEIVED	332,786	323,559	229	5,567	5	66	6	3,354
Transfers in	229,734	226,509	3	1,843	4	58	5	1,312
New Admissions	39,589	35,669	220	1,663	1	3	1	2,032
PAROLE RETURNS	52,006	50,408	0	1,598	0	0	0	0
PRTC and OPRTFT	8,185	6,622	0	1,563	0	0	0	0
PWNT and OPRWNT	13,229	13,194	0	35	0	0	0	0
PENDING REVOCATION	30,592	30,592	0	0	0	0	0	0
Psychiatric Returns	0	0	0	0	0	0	0	0
CYA Parole Returns	391	391	0	0	0	0	0	0
Other Admissions>Returns	11,066	10,582	6	463	0	5	0	10
Fed/State/CYA	419	419	0	0	0	0	0	0
Escape	592	592	0	0	0	0	0	0
Court	6,869	6,641	6	210	0	3	0	9
Jail	1,037	1,037	0	0	0	0	0	0
Hospital/Medical	1,622	1,570	0	50	0	2	0	0
Temp. Community Leave	36	35	0	0	0	0	0	1
Other	491	288	0	203	0	0	0	0
TOTAL RELEASED	323,268	314,180	208	5,492	5	68	11	3,304
TRANSFERS OUT	229,733	226,508	3	1,843	4	58	5	1,312
Paroled	74,700	71,989	0	2,711	0	0	0	0
First Parole	40,894	38,183	0	2,711	0	0	0	0
Re-Parole	33,806	33,806	0	0	0	0	0	0
Released to CYA Parole	199	199	0	0	0	0	0	0
Discharged	3,812	1,198	194	430	1	6	5	1,978
Died	121	121	0	0	0	0	0	0
Other Releases	14,703	14,165	11	508	0	4	1	14
Fed/State/CYA	88	88	0	0	0	0	0	0
Escape	983	983	0	0	0	0	0	0
Court	7,947	7,670	11	252	0	2	0	12
Jail	2,320	2,318	0	1	0	0	1	0
Hospital/Medical	1,676	1,623	0	51	0	2	0	0
Temp. Community Leave	41	40	0	0	0	0	0	1
Other	1,648	1,443	0	204	0	0	0	1
Net Received-Released	9,518	9,379	21	75	0	-2	-5	50
Uncategorized Moves	-8	-26	-2	7	0	7	0	6
Population: DEC 31, 1990	90,807	88,264	28	2,127	6	38	3	341
Departures from Temp. Release	3,669	3,597	22	31	0	1	6	12
Paroled	3,443	3,439	0	4	0	0	0	0
First Parole	2,175	2,171	0	4	0	0	0	0
Re-Parole	1,268	1,268	0	0	0	0	0	0
Discharged	192	124	22	27	0	1	6	12
Died	34	34	0	0	0	0	0	0

REPORT # MOVE-5

Male Prison Population Movements
 Annual Report:
 AVENAL STATE PRISON - AVENAL
 JANUARY 1, 1990 - DECEMBER 31, 1990

Movement	Commitment Type	
	Total	Felon
Population: JAN 1, 1990	2,770	2,770
Total Received	5,504	5,504
Transfers in	5,244	5,244
New Admissions	0	0
Parole Returns	1	1
PRTC and OPRTFT	0	0
PWNT and OPRWNT	1	1
Pending Revocation	0	0
Psychiatric Returns	0	0
CYA Parole Returns	0	0
Other Admissions>Returns	259	259
Fed/State/CYA	0	0
Escape	1	1
Court	163	163
Jail	1	1
Hospital/Medical	93	93
Temp. Community Leave	1	1
Other	0	0
Total Released	4,864	4,864
Transfers out	1,606	1,606
Paroled	2,729	2,729
First Parole	1,780	1,780
Re-Parole	949	949
Released to CYA Parole	7	7
Discharged	40	40
Died	0	0
Other Releases	482	482
Fed/State/CYA	0	0
Escape	0	0
Court	255	255
Jail	94	94
Hospital/Medical	94	94
Temp. Community Leave	1	1
Other	38	38
Net Received-Released	640	640
Uncategorized Moves	-12	-12
Population: DEC 31, 1990	3,398	3,398
Departures from Temp. Release	160	160
Paroled	154	154
First Parole	93	93
Re-Parole	61	61
Discharged	6	6
Died	0	0

Report # MOVE-5

Male Prison Population Movements
 Annual Report:
 CALIF. CORRECTIONAL CENTER - SUSANVILLE
 JANUARY 1, 1990 - DECEMBER 31, 1990

Movement	Total	Felon	Commitment Type		
			Safe-keeper	Civil Narc. Addict	From Other States
Population: JAN 1, 1990	5,148	5,146	0	1	1
Total Received	7,245	7,237	8	0	0
Transfers in	6,944	6,944	0	0	0
New Admissions	8	0	8	0	0
Parole Returns	12	12	0	0	0
PRTC and OPRYFT	1	1	0	0	0
PWNT and OPRWNT	0	0	0	0	0
Pending Revocation	11	11	0	0	0
Psychiatric Returns	0	0	0	0	0
CYA Parole Returns	0	0	0	0	0
Other Admissions>Returns	281	281	0	0	0
Fed/State/CYA	1	1	0	0	0
Escape	11	11	0	0	0
Court	174	174	0	0	0
Jail	52	52	0	0	0
Hospital/Medical	27	27	0	0	0
Temp. Community Leave	16	16	0	0	0
Other	0	0	0	0	0
Total Released	6,706	6,700	6	0	0
Transfers out	2,423	2,422	1	0	0
Paroled	3,739	3,739	0	0	0
First Parole	3,044	3,044	0	0	0
Re-Parole	695	695	0	0	0
Released to CYA Parole	2	2	0	0	0
Discharged	30	26	4	0	0
Died	1	1	0	0	0
Other Releases	511	510	1	0	0
Fed/State/CYA	0	0	0	0	0
Escape	26	26	0	0	0
Court	315	314	1	0	0
Jail	118	118	0	0	0
Hospital/Medical	27	27	0	0	0
Temp. Community Leave	18	18	0	0	0
Other	7	7	0	0	0
Net Received-Released	539	537	2	0	0
Uncategorized Moves	-26	-26	1	-1	0
Population: DEC 31, 1990	5,661	5,657	3	0	1
Departures from Temp. Release	106	94	12	0	0
Paroled	91	91	0	0	0
First Parole	69	69	0	0	0
Re-Parole	22	22	0	0	0
Discharged	14	2	12	0	0
Died	1	1	0	0	0

Report # MOVE-5

MALE PRISON POPULATION MOVEMENTS
 Annual Report:
 CALIF. CORRECTIONAL INST. (MAIN) - TEHACHAPI
 JANUARY 1, 1990 - DECEMBER 31, 1990

Movement	Commitment Type			
	Total	Felon	Civil Narc. Addict	From Other States
Population: JAN 1, 1990	2,565	2,564	1	0
Total Received	4,263	4,262	1	0
Transfers in	4,119	4,118	1	0
New Admissions	0	0	0	0
Parole Returns	0	0	0	0
PRTC and OPRTFT	0	0	0	0
PWNT and OPRWNT	0	0	0	0
Pending Revocation	0	0	0	0
Psychiatric Returns	0	0	0	0
CYA Parole Returns	0	0	0	0
Other Admissions>Returns	144	144	0	0
Fed/State/CYA	0	0	0	0
Escape	1	1	0	0
Court	102	102	0	0
Jail	1	1	0	0
Hospital/Medical	5	5	0	0
Temp. Community Leave	1	1	0	0
Other	34	34	0	0
Total Released	4,119	4,117	2	0
Transfers out	1,458	1,458	0	0
Paroled	2,347	2,347	0	0
First Parole	2,068	2,068	0	0
Re-Parole	279	279	0	0
Released to CYA Parole	0	0	0	0
Discharged	15	13	2	0
Died	1	1	0	0
Other Releases	298	298	0	0
Fed/State/CYA	5	5	0	0
Escape	0	0	0	0
Court	126	126	0	0
Jail	55	55	0	0
Hospital/Medical	12	12	0	0
Temp. Community Leave	1	1	0	0
Other	99	99	0	0
Net Received-Released	144	145	-1	0
Uncategorized Moves	-19	-19	0	0
Population: DEC 31, 1990	2,690	2,690	0	0
Departures from Temp. Release	134	134	0	0
Paroled	130	130	0	0
First Parole	120	120	0	0
Re-Parole	10	10	0	0
Discharged	4	4	0	0
Died	0	0	0	0

REPORT # MOVE-5

MALE PRISON POPULATION MOVEMENTS
 Annual Report:
 CALIF. CORRECTIONAL INST. (IV A) - TEHACHAPI
 JANUARY 1, 1990 - DECEMBER 31, 1990

Movement	Total	Commitment Type	
		Felon	From Other States
Population: JAN 1, 1990	916	913	3
Total Received	2,088	2,088	0
Transfers in	2,060	2,060	0
New Admissions	0	0	0
Parole Returns	0	0	0
PRTC and OPRTFT	0	0	0
PWNT and OPRWNT	0	0	0
Pending Revocation	0	0	0
Psychiatric Returns	0	0	0
CYA Parole Returns	0	0	0
Other Admissions>Returns	28	28	0
Fed/State/CYA	1	1	0
Escape	0	0	0
Court	25	25	0
Jail	0	0	0
Hospital/Medical	2	2	0
Temp. Community Leave	0	0	0
Other	0	0	0
Total Released	1,983	1,982	1
Transfers out	1,782	1,781	1
Paroled	150	150	0
First Parole	110	110	0
Re-Parole	40	40	0
Released to CYA Parole	0	0	0
Discharged	2	2	0
Died	1	1	0
Other Releases	48	48	0
Fed/State/CYA	0	0	0
Escape	0	0	0
Court	32	32	0
Jail	4	4	0
Hospital/Medical	7	7	0
Temp. Community Leave	0	0	0
Other	5	5	0
Net Received-Released	105	106	-1
Uncategorized Moves	-4	-4	0
Population: DEC 31, 1990	1,017	1,015	2
Departures from Temp. Release	12	12	0
Paroled	10	10	0
First Parole	9	9	0
Re-Parole	1	1	0
Discharged	1	1	0
Died	1	1	0

REPORT # MOVE-5

MALE PRISON POPULATION MOVEMENTS
 Annual Report:
 CALIF. CORRECTIONAL INST. (IV B) - TEHACHAPI
 JANUARY 1, 1990 - DECEMBER 31, 1990

Movement	Total	Felon	Commitment Type		
			Civil Narc. Addict	Federal Cases	From Other States
Population: JAN 1, 1990	743	741	0	1	1
Total Received	6,023	6,021	1	0	1
Transfers in	5,946	5,944	1	0	1
New Admissions	0	0	0	0	0
Parole Returns	0	0	0	0	0
PRTC and OPRFTT	0	0	0	0	0
PWNT and OPRWNT	0	0	0	0	0
Pending Revocation	0	0	0	0	0
Psychiatric Returns	0	0	0	0	0
CYA Parole Returns	0	0	0	0	0
Other Admissions>Returns	77	77	0	0	0
Fed/State/CYA	0	0	0	0	0
Escape	0	0	0	0	0
Court	29	29	0	0	0
Jail	0	0	0	0	0
Hospital/Medical	48	48	0	0	0
Temp. Community Leave	0	0	0	0	0
Other	0	0	0	0	0
Total Released	5,697	5,694	1	1	1
Transfers out	5,498	5,497	0	1	0
Paroled	108	108	0	0	0
First Parole	80	80	0	0	0
Re-Parole	28	28	0	0	0
Released to CYA Parole	0	0	0	0	0
Discharged	4	2	1	0	1
Died	2	2	0	0	0
Other Releases	85	85	0	0	0
Fed/State/CYA	1	1	0	0	0
Escape	0	0	0	0	0
Court	37	37	0	0	0
Jail	5	5	0	0	0
Hospital/Medical	40	40	0	0	0
Temp. Community Leave	0	0	0	0	0
Other	2	2	0	0	0
Net Received-Released	326	327	0	-1	0
Uncategorized Moves	-3	-3	0	0	0
Population: DEC 31, 1990	1,066	1,065	0	0	1
Departures from Temp. Release	9	9	0	0	0
Paroled	8	8	0	0	0
First Parole	4	4	0	0	0
Re-Parole	4	4	0	0	0
Discharged	0	0	0	0	0
Died	1	1	0	0	0

REPORT # MOVE-5

MALE PRISON POPULATION MOVEMENTS
 Annual Report:
 CALIF. INSTITUTION FOR MEN (EAST) - CHINO
 JANUARY 1, 1990 - DECEMBER 31, 1990

Movement	Total	Felon	Commitment Type			
			Safe-keeper	Civil Narc. Addict	Youth Author.	County Diagnostic
Population: JAN 1, 1990	1,208	1,202	1	5	0	0
Total Received	15,916	15,900	0	14	0	2
Transfers in	15,684	15,668	0	14	0	2
New Admissions	1	1	0	0	0	0
Parole Returns	9	9	0	0	0	0
PRTC and OPRTFT	1	1	0	0	0	0
PWNT and OPRWNT	4	4	0	0	0	0
Pending Revocation	4	4	0	0	0	0
Psychiatric Returns	0	0	0	0	0	0
CYA Parole Returns	0	0	0	0	0	0
Other Admissions>Returns	222	222	0	0	0	0
Fed/State/CYA	0	0	0	0	0	0
Escape	0	0	0	0	0	0
Court	208	208	0	0	0	0
Jail	6	6	0	0	0	0
Hospital/Medical	8	8	0	0	0	0
Temp. Community Leave	0	0	0	0	0	0
Other	0	0	0	0	0	0
Total Released	15,791	15,774	0	16	0	1
Transfers out	11,655	11,646	0	8	0	1
Paroled	3,679	3,678	0	1	0	0
First Parole	155	154	0	1	0	0
Re-Parole	3,524	3,524	0	0	0	0
Released to CYA Parole	8	8	0	0	0	0
Discharged	116	109	0	7	0	0
Died	0	0	0	0	0	0
Other Releases	333	333	0	0	0	0
Fed/State/CYA	0	0	0	0	0	0
Escape	0	0	0	0	0	0
Court	278	278	0	0	0	0
Jail	35	35	0	0	0	0
Hospital/Medical	10	10	0	0	0	0
Temp. Community Leave	0	0	0	0	0	0
Other	10	10	0	0	0	0
Net Received-Released	125	126	0	-2	0	1
Uncategorized Moves	-109	-107	0	-2	0	0
Population: DEC 31, 1990	1,224	1,221	1	1	0	1
Departures from Temp. Release	80	77	0	1	2	0
Paroled	77	77	0	0	0	0
First Parole	8	8	0	0	0	0
Re-Parole	69	69	0	0	0	0
Discharged	3	0	0	1	2	0
Died	0	0	0	0	0	0

REPORT # MOVE-5

MALE PRISON POPULATION MOVEMENTS
 Annual Report:
 CALIF. INSTITUTION FOR MEN (MAIN) - CHINO
 JANUARY 1, 1990 - DECEMBER 31, 1990

Movement	Total	Felon	Commitment Type		
			Safe-keeper	Civil Narc. Addict	County Diagnostic
Population: JAN 1, 1990	2,044	2,040	0	2	2
Total Received	12,070	11,856	1	88	125
Transfers in	11,934	11,721	0	88	125
New Admissions	1	0	1	0	0
Parole Returns	3	3	0	0	0
PRTC and OPRTFT	2	2	0	0	0
PWNT and OPRWNT	0	0	0	0	0
Pending Revocation	1	1	0	0	0
Psychiatric Returns	0	0	0	0	0
CYA Parole Returns	0	0	0	0	0
Other Admissions>Returns	132	132	0	0	0
Fed/State/CYA	0	0	0	0	0
Escape	2	2	0	0	0
Court	106	106	0	0	0
Jail	1	1	0	0	0
Hospital/Medical	22	22	0	0	0
Temp. Community Leave	1	1	0	0	0
Other	0	0	0	0	0
Total Released	11,915	11,698	0	89	128
Transfers out	8,479	8,263	0	89	127
Paroled	2,932	2,932	0	0	0
First Parole	1,454	1,454	0	0	0
Re-Parole	1,478	1,478	0	0	0
Released to CYA Parole	8	8	0	0	0
Discharged	36	35	0	0	1
Died	33	33	0	0	0
Other Releases	427	427	0	0	0
Fed/State/CYA	1	1	0	0	0
Escape	3	3	0	0	0
Court	153	153	0	0	0
Jail	154	154	0	0	0
Hospital/Medical	22	22	0	0	0
Temp. Community Leave	1	1	0	0	0
Other	93	93	0	0	0
Net Received-Released	155	158	1	-1	-3
Uncategorized Moves	-29	-30	0	0	1
Population: DEC 31, 1990	2,170	2,168	1	1	0
Departures from Temp. Release	286	286	0	0	0
Paroled	280	280	0	0	0
First Parole	165	165	0	0	0
Re-Parole	115	115	0	0	0
Discharged	2	2	0	0	0
Died	4	4	0	0	0

REPORT # MOVE-5

MALE PRISON POPULATION MOVEMENTS
 Annual Report:
 CALIF. MEN'S COLONY (EAST) - SAN LUIS OBISPO
 JANUARY 1, 1990 - DECEMBER 31, 1990

Movement	Total	Felon	Commitment Type			
			Safe-keeper	Civil Narc. Addict	Federal Cases	From Other States
Population: JAN 1, 1990	3,876	3,870	1	1	2	2
Total Received	4,244	4,244	0	0	0	0
Transfers in	4,069	4,069	0	0	0	0
New Admissions	0	0	0	0	0	0
Parole Returns	4	4	0	0	0	0
PRTC and OPRTFT	1	1	0	0	0	0
PWNT and OPRWNT	0	0	0	0	0	0
Pending Revocation	3	3	0	0	0	0
Psychiatric Returns	0	0	0	0	0	0
CYA Parole Returns	0	0	0	0	0	0
Other Admissions>Returns	171	171	0	0	0	0
Fed/State/CYA	6	6	0	0	0	0
Escape	2	2	0	0	0	0
Court	88	88	0	0	0	0
Jail	0	0	0	0	0	0
Hospital/Medical	75	75	0	0	0	0
Temp. Community Leave	0	0	0	0	0	0
Other	0	0	0	0	0	0
Total Released	4,221	4,218	1	1	1	0
Transfers out	2,227	2,225	0	1	1	0
Paroled	1,660	1,560	0	0	0	0
First Parole	1,050	1,050	0	0	0	0
Re-Parole	610	610	0	0	0	0
Released to CYA Parole	0	0	0	0	0	0
Discharged	33	32	1	0	0	0
Died	16	16	0	0	0	0
Other Releases	285	285	0	0	0	0
Fed/State/CYA	2	2	0	0	0	0
Escape	0	0	0	0	0	0
Court	124	124	0	0	0	0
Jail	45	45	0	0	0	0
Hospital/Medical	68	68	0	0	0	0
Temp. Community Leave	1	1	0	0	0	0
Other	45	45	0	0	0	0
Net Received-Released	23	26	-1	-1	-1	0
Uncategorized Moves	-41	-41	0	0	0	0
Population: DEC 31, 1990	3,858	3,855	0	0	1	2
Departures from Temp. Release	101	101	0	0	0	0
Paroled	96	96	0	0	0	0
First Parole	63	63	0	0	0	0
Re-Parole	33	33	0	0	0	0
Discharged	4	4	0	0	0	0
Died	1	1	0	0	0	0

REPORT # MOVE-5

MALE PRISON POPULATION MOVEMENTS
 Annual Report:
 CALIF. MEN'S COLONY (WEST) - SAN LUIS OBISPO
 JANUARY 1, 1990 - DECEMBER 31, 1990

Movement	Commitment Type	
	Total	Felon
Population: JAN 1, 1990	2,889	2,889
Total Received	4,988	4,988
Transfers in	4,877	4,877
New Admissions	0	0
Parole Returns	0	0
PRTC and OPRTFT	0	0
PWNT and OPRWNT	0	0
Pending Revocation	0	0
Psychiatric Returns	0	0
CYA Parole Returns	0	0
Other Admissions>Returns	111	111
Fed/State/CYA	0	0
Escape	0	0
Court	107	107
Jail	1	1
Hospital/Medical	2	2
Temp. Community Leave	0	0
Other	1	1
Total Released	4,983	4,983
Transfers out	2,084	2,084
Paroled	2,492	2,492
First Parole	1,844	1,844
Re-Parole	648	648
Released to CYA Parole	1	1
Discharged	16	16
Died	1	1
Other Releases	389	389
Fed/State/CYA	0	0
Escape	1	1
Court	150	150
Jail	72	72
Hospital/Medical	2	2
Temp. Community Leave	0	0
Other	164	164
Net Received-Released	5	5
Uncategorized Moves	-14	-14
Population: DEC 31, 1990	2,880	2,880
Departures from Temp. Release	255	255
Paroled	253	253
First Parole	208	208
Re-Parole	45	45
Discharged	2	2
Died	0	0

REPORT # MOVE-5

MALE PRISON POPULATION MOVEMENTS
 Annual Report:
 CALIF. MEDICAL FACILITY- VACAVILLE
 JANUARY 1, 1990 - DECEMBER 31, 1990

Movement	Total	Felon	Safe-keeper	Commitment Type				County Diagnostic
				Civil Narc. Addict	Federal Cases	From Other States	Youth Author.	
Population: JAN 1, 1990	2,893	2,887	0	0	0	2	1	3
Total Received	8,446	8,157	4	176	1	16	1	91
Transfers in	8,133	7,848	1	176	1	15	1	91
New Admissions	2	0	2	0	0	0	0	0
Parole Returns	4	4	0	0	0	0	0	0
PRTC and OPRTFT	3	3	0	0	0	0	0	0
PWNT and OPRWNT	0	0	0	0	0	0	0	0
Pending Revocation	1	1	0	0	0	0	0	0
Psychiatric Returns	0	0	0	0	0	0	0	0
CYA Parole Returns	0	0	0	0	0	0	0	0
Other Admissions>Returns	307	305	1	0	0	1	0	0
Fed/State/CYA	0	0	0	0	0	0	0	0
Escape	1	1	0	0	0	0	0	0
Court	141	140	1	0	0	0	0	0
Jail	1	1	0	0	0	0	0	0
Hospital/Medical	160	159	0	0	0	1	0	0
Temp. Community Leave	0	0	0	0	0	0	0	0
Other	4	4	0	0	0	0	0	0
Total Released	8,322	8,042	2	175	0	15	2	86
Transfers out	5,591	5,350	0	164	0	14	1	62
Paroled	2,095	2,095	0	0	0	0	0	0
First Parole	1,184	1,184	0	0	0	0	0	0
Re-Parole	911	911	0	0	0	0	0	0
Released to CYA Parole	1	1	0	0	0	0	0	0
Discharged	87	57	0	5	0	0	1	24
Died	38	38	0	0	0	0	0	0
Other Releases	510	501	2	6	0	1	0	0
Fed/State/CYA	2	2	0	0	0	0	0	0
Escape	1	1	0	0	0	0	0	0
Court	254	246	2	6	0	0	0	0
Jail	57	57	0	0	0	0	0	0
Hospital/Medical	171	170	0	0	0	1	0	0
Temp. Community Leave	0	0	0	0	0	0	0	0
Other	25	25	0	0	0	0	0	0
Net Received-Released	124	115	2	1	1	1	-1	5
Uncategorized Moves	-51	-51	-1	1	0	0	0	0
Population: DEC 31, 1990	2,966	2,951	1	2	1	3	0	8
Departures from Temp. Release	116	113	2	1	0	0	0	0
Paroled	99	99	0	0	0	0	0	0
First Parole	61	61	0	0	0	0	0	0
Re-Parole	38	38	0	0	0	0	0	0
Discharged	8	5	2	1	0	0	0	0
Died	9	9	0	0	0	0	0	0

REPORT # MOVE-5

MALE PRISON POPULATION MOVEMENTS
 Annual Report:
 CALIF. MEDICAL FACILITY (SOUTH) - VACAVILLE
 JANUARY 1, 1990 - DECEMBER 31, 1990

Movement	Total	Felon	Commitment Type		
			Civil Narc. Addict	Federal Cases	From Other States
Population: JAN 1, 1990	3,918	3,913	1	0	4
Total Received	5,459	5,450	1	1	7
Transfers in	5,071	5,064	1	1	5
New Admissions	1	1	0	0	0
Parole Returns	0	0	0	0	0
PRTC and OPRTFT	0	0	0	0	0
PWNT and OPRWNT	0	0	0	0	0
Pending Revocation	0	0	0	0	0
Psychiatric Returns	0	0	0	0	0
CYA Parole Returns	0	0	0	0	0
Other Admissions>Returns	387	385	0	0	2
Fed/State/CYA	3	3	0	0	0
Escape	1	1	0	0	0
Court	337	336	0	0	1
Jail	3	3	0	0	0
Hospital/Medical	42	41	0	0	1
Temp. Community Leave	0	0	0	0	0
Other	1	1	0	0	0
Total Released	5,201	5,193	1	1	6
Transfers out	1,906	1,903	0	0	3
Paroled	2,629	2,628	1	0	0
First Parole	1,602	1,601	1	0	0
Re-Parole	1,027	1,027	0	0	0
Released to CYA Parole	10	10	0	0	0
Discharged	51	48	0	1	2
Died	1	1	0	0	0
Other Releases	604	603	0	0	1
Fed/State/CYA	3	3	0	0	0
Escape	1	1	0	0	0
Court	422	422	0	0	0
Jail	73	73	0	0	0
Hospital/Medical	44	43	0	0	1
Temp. Community Leave	1	1	0	0	0
Other	60	60	0	0	0
Net Received-Released	258	257	0	0	1
Uncategorized Moves	-17	-15	-1	0	-1
Population: DEC 31, 1990	4,159	4,155	0	0	4
Departures from Temp. Release	151	151	0	0	0
Paroled	142	142	0	0	0
First Parole	89	89	0	0	0
Re-Parole	53	53	0	0	0
Discharged	9	9	0	0	0
Died	0	0	0	0	0

REPORT # MOVE-5

MALE PRISON POPULATION MOVEMENTS
 Annual Report:
 CALIFORNIA STATE PRISON CORCORAN - CORCORAN
 JANUARY 1, 1990 - DECEMBER 31, 1990

Movement	Commitment Type			
	Total	Felon	Safe-keeper	From Other States
Population: JAN 1, 1990	4,981	4,978	1	2
Total Received	7,907	7,724	182	1
Transfers in	7,282	7,281	0	1
New Admissions	182	0	182	0
Parole Returns	0	0	0	0
PRTC and OPRTFT	0	0	0	0
PWNT and OPRWNT	0	0	0	0
Pending Revocation	0	0	0	0
Psychiatric Returns	0	0	0	0
CYA Parole Returns	0	0	0	0
Other Admissions>Returns	443	443	0	0
Fed/State/CYA	1	1	0	0
Escape	1	1	0	0
Court	217	217	0	0
Jail	6	6	0	0
Hospital/Medical	212	212	0	0
Temp. Community Leave	5	5	0	0
Other	1	1	0	0
Total Released	7,326	7,143	182	1
Transfers out	3,227	3,226	0	1
Paroled	3,249	3,249	0	0
First Parole	2,094	2,094	0	0
Re-Parole	1,155	1,155	0	0
Released to CYA Parole	5	5	0	0
Discharged	230	48	182	0
Died	1	1	0	0
Other Releases	614	614	0	0
Fed/State/CYA	1	1	0	0
Escape	3	3	0	0
Court	293	293	0	0
Jail	56	56	0	0
Hospital/Medical	222	222	0	0
Temp. Community Leave	5	5	0	0
Other	34	34	0	0
Net Received-Released	581	581	0	0
Uncategorized Moves	-11	-10	-1	0
Population: DEC 31, 1990	5,551	5,549	0	2
Departures from Temp. Release	128	128	0	0
Paroled	122	122	0	0
First Parole	68	68	0	0
Re-Parole	54	54	0	0
Discharged	6	6	0	0
Died	0	0	0	0

REPORT # MOVE-5

Male Prison Population Movements
 Annual Report:
 CALIF. REHABILITATION CENTER - NORCO
 JANUARY 1, 1990 - DECEMBER 31, 1990

Movement	Total	Felon	Commitment Type	
			Civil Narc. Addict	From Other States
Population: JAN 1, 1990	3,492	1,528	1,964	0
Total Received	7,464	3,654	3,809	1
Transfers in	4,109	3,258	850	1
New Admissions	1,174	21	1,153	0
Parole Returns	1,598	185	1,413	0
PRTC and OPRFTT	1,578	183	1,395	0
PWNT and OPRWNT	19	1	18	0
Pending Revocation	1	1	0	0
Psychiatric Returns	0	0	0	0
CYA Parole Returns	2	2	0	0
Other Admissions>Returns	581	188	393	0
Fed/State/CYA	0	0	0	0
Escape	0	0	0	0
Court	260	120	140	0
Jail	1	1	0	0
Hospital/Medical	93	43	50	0
Temp. Community Leave	0	0	0	0
Other	227	24	203	0
Total Released	7,476	3,721	3,755	0
Transfers out	925	603	322	0
Paroled	5,299	2,593	2,706	0
First Parole	3,339	633	2,706	0
Re-Parole	1,960	1,960	0	0
Released to CYA Parole	4	4	0	0
Discharged	457	182	275	0
Died	0	0	0	0
Other Releases	791	339	452	0
Fed/State/CYA	0	0	0	0
Escape	0	0	0	0
Court	377	181	196	0
Jail	16	15	1	0
Hospital/Medical	94	43	51	0
Temp. Community Leave	0	0	0	0
Other	304	100	204	0
Net Received-Released	-12	-67	54	1
Uncategorized Moves	7	-7	14	0
Population: DEC 31, 1990	3,487	1,454	2,032	1
Departures from Temp. Release	141	128	13	0
Paroled	129	125	4	0
First Parole	98	94	4	0
Re-Parole	31	31	0	0
Discharged	11	2	9	0
Died	1	1	0	0

Report # MOVE-5

MALE PRISON POPULATION MOVEMENTS
 Annual Report:
 CORRECTIONAL TRAINING FACILITY (CENTRAL) - SOLEDAD
 JANUARY 1, 1990 - DECEMBER 31, 1990

Movement	Total	Felon	Commitment Type		
			Civil Narc. Addict	From Other States	Youth Author.
Population: JAN 1, 1990	2,565	2,559	0	4	2
Total Received	10,816	10,639	173	2	2
Transfers in	10,561	10,384	173	2	2
New Admissions	0	0	0	0	0
Parole Returns	2	2	0	0	0
PRTC and OPRTFT	1	1	0	0	0
PWNT and OPRWNT	1	1	0	0	0
Pending Revocation	0	0	0	0	0
Psychiatric Returns	0	0	0	0	0
CYA Parole Returns	0	0	0	0	0
Other Admissions>Returns	253	253	0	0	0
Fed/State/CYA	1	1	0	0	0
Escape	1	1	0	0	0
Court	193	193	0	0	0
Jail	0	0	0	0	0
Hospital/Medical	56	56	0	0	0
Temp. Community Leave	1	1	0	0	0
Other	1	1	0	0	0
Total Released	10,537	10,360	173	2	2
Transfers out	9,098	8,922	173	2	1
Paroled	1,182	1,182	0	0	0
First Parole	794	794	0	0	0
Re-Parole	388	388	0	0	0
Released to CYA Parole	0	0	0	0	0
Discharged	13	13	0	0	0
Died	3	3	0	0	0
Other Releases	241	240	0	0	1
Fed/State/CYA	1	1	0	0	0
Escape	0	0	0	0	0
Court	128	128	0	0	0
Jail	34	33	0	0	1
Hospital/Medical	58	58	0	0	0
Temp. Community Leave	1	1	0	0	0
Other	19	19	0	0	0
Net Received-Released	279	279	0	0	0
Uncategorized Moves	-16	-15	0	0	-1
Population: DEC 31, 1990	2,828	2,823	0	4	1
Departures from Temp. Release	60	57	0	0	3
Paroled	53	53	0	0	0
First Parole	44	44	0	0	0
Re-Parole	9	9	0	0	0
Discharged	5	2	0	0	3
Died	2	2	0	0	0

REPORT # MOVE-5

MALE PRISON POPULATION MOVEMENTS
 Annual Report:
 CORRECTIONAL TRAINING FACILITY (NORTH) - SOLEDAD
 JANUARY 1, 1990 - DECEMBER 31, 1990

Movement	Total	Felon	Commitment Type		
			Civil Narc. Addict	From Other States	Youth Author.
Population: JAN 1, 1990	2,528	2,528	0	0	0
Total Received	5,648	5,629	18	1	0
Transfers in	5,648	5,629	18	1	0
New Admissions	0	0	0	0	0
Parole Returns	0	0	0	0	0
PRTC and OPRTFT	0	0	0	0	0
PWNT and OPRWNT	0	0	0	0	0
Pending Revocation	0	0	0	0	0
Psychiatric Returns	0	0	0	0	0
CYA Parole Returns	0	0	0	0	0
Other Admissions>Returns	0	0	0	0	0
Fed/State/CYA	0	0	0	0	0
Escape	0	0	0	0	0
Court	0	0	0	0	0
Jail	0	0	0	0	0
Hospital/Medical	0	0	0	0	0
Temp. Community Leave	0	0	0	0	0
Other	0	0	0	0	0
Total Released	5,622	5,603	18	1	0
Transfers out	4,206	4,187	18	1	0
Paroled	1,246	1,246	0	0	0
First Parole	832	832	0	0	0
Re-Parole	414	414	0	0	0
Released to CYA Parole	1	1	0	0	0
Discharged	11	11	0	0	0
Died	0	0	0	0	0
Other Releases	158	158	0	0	0
Fed/State/CYA	1	1	0	0	0
Escape	0	0	0	0	0
Court	115	115	0	0	0
Jail	19	19	0	0	0
Hospital/Medical	1	1	0	0	0
Temp. Community Leave	1	1	0	0	0
Other	21	21	0	0	0
Net Received-Released	26	26	0	0	0
Uncategorized Moves	-22	-22	0	0	0
Population: DEC 31, 1990	2,532	2,532	0	0	0
Departures from Temp. Release	58	57	0	0	1
Paroled	55	55	0	0	0
First Parole	38	38	0	0	0
Re-Parole	17	17	0	0	0
Discharged	3	2	0	0	1
Died	0	0	0	0	0

REPORT # MOVE-5

MALE PRISON POPULATION MOVEMENTS
 Annual Report:
 CORRECTIONAL TRAINING FACILITY (SOUTH) - SOLEDAD
 JANUARY 1, 1990 - DECEMBER 31, 1990

Movement	Commitment Type	
	Total	Felon
Population: JAN 1, 1990	793	793
Total Received	1,854	1,854
Transfers in	1,853	1,853
New Admissions	0	0
Parole Returns	0	0
PRTC and OPRTFT	0	0
PWNT and OPRWNT	0	0
Pending Revocation	0	0
Psychiatric Returns	0	0
CYA Parole Returns	0	0
Other Admissions>Returns	1	1
Fed/State/CYA	0	0
Escape	0	0
Court	1	1
Jail	0	0
Hospital/Medical	0	0
Temp. Community Leave	0	0
Other	0	0
Total Released	1,823	1,823
Transfers out	615	615
Paroled	1,099	1,099
First Parole	769	769
Re-Parole	330	330
Released to CYA Parole	4	4
Discharged	9	9
Died	0	0
Other Releases	96	96
Fed/State/CYA	0	0
Escape	1	1
Court	44	44
Jail	24	24
Hospital/Medical	1	1
Temp. Community Leave	0	0
Other	26	26
Net Received-Released	31	31
Uncategorized Moves	-19	-19
Population: DEC 31, 1990	805	805
Departures from Temp. Release	52	52
Paroled	50	50
First Parole	39	39
Re-Parole	11	11
Discharged	2	2
Died	0	0

REPORT # MOVE-5

MALE PRISON POPULATION MOVEMENTS
 Annual Report:
 CHUCKAWALLA VALLEY STATE PRISON - BLYTHE
 JANUARY 1, 1990 - DECEMBER 31, 1990

Movement	Commitment Type		
	Total	Felon	From Other States
Population: JAN 1, 1990	1,292	1,292	0
Total Received	6,107	6,106	1
Transfers in	6,011	6,010	1
New Admissions	0	0	0
Parole Returns	0	0	0
PRTC and OPRTFT	0	0	0
PWNT and OPRWNT	0	0	0
Pending Revocation	0	0	0
Psychiatric Returns	0	0	0
CYA Parole Returnis	0	0	0
Other Admissions>Returns	96	96	0
Fed/State/CYA	1	1	0
Escape	0	0	0
Court	58	58	0
Jail	1	1	0
Hospital/Medical	36	36	0
Temp. Community Leave	0	0	0
Other	0	0	0
Total Released	4,253	4,253	0
Transfers out	1,513	1,513	0
Paroled	2,493	2,493	0
First Parole	1,523	1,523	0
Re-Parole	970	970	0
Released to CYA Parole	0	0	0
Discharged	39	39	0
Died	1	1	0
Other Releases	207	207	0
Fed/State/CYA	0	0	0
Escape	0	0	0
Court	135	135	0
Jail	27	27	0
Hospital/Medical	39	39	0
Temp. Community Leave	0	0	0
Other	6	6	0
Net Received-Released	1,854	1,853	1
Uncategorized Moves	-24	-24	0
Population: DEC 31, 1990	3,122	3,121	1
Departures from Temp. Release	53	53	0
Paroled	52	52	0
First Parole	30	30	0
Re-Parole	22	22	0
Discharged	1	1	0
Died	0	0	0

REPORT # MOVE-5

MALE PRISON POPULATION MOVEMENTS
 Annual Report:
 DEUEL VOCATIONAL INSTITUTION - TRACY
 JANUARY 1, 1990 - DECEMBER 31, 1990

Movement	Total	Felon	Commitment Type			
			Safe-keeper	Civil Narc. Addict	From Other States	Youth Author.
Population: JAN 1, 1990	2,306	2,296	2	1	2	5
Total Received	3,884	3,865	5	8	3	3
Transfers in	3,679	3,666	0	8	3	2
New Admissions	5	0	4	0	0	1
Parole Returns	0	0	0	0	0	0
PRTC and OPRTFT	0	0	0	0	0	0
PWNT and OPRWNT	0	0	0	0	0	0
Pending Revocation	0	0	0	0	0	0
Psychiatric Returns	0	0	0	0	0	0
CYA Parole Returns	0	0	0	0	0	0
Other Admissions>Returns	200	199	1	0	0	0
Fed/State/CYA	0	0	0	0	0	0
Escape	1	1	0	0	0	0
Court	133	132	1	0	0	0
Jail	2	2	0	0	0	0
Hospital/Medical	64	64	0	0	0	0
Temp. Community Leave	0	0	0	0	0	0
Other	0	0	0	0	0	0
Total Released	3,814	3,793	3	9	3	6
Transfers out	1,854	1,842	0	7	3	2
Paroled	1,603	1,603	0	0	0	0
First Parole	855	855	0	0	0	0
Re-Parole	748	748	0	0	0	0
Released to CYA Parole	11	11	0	0	0	0
Discharged	39	31	2	2	0	4
Died	0	0	0	0	0	0
Other Releases	307	306	1	0	0	0
Fed/State/CYA	0	0	0	0	0	0
Escape	0	0	0	0	0	0
Court	171	170	1	0	0	0
Jail	48	48	0	0	0	0
Hospital/Medical	63	63	0	0	0	0
Temp. Community Leave	0	0	0	0	0	0
Other	25	25	0	0	0	0
Net Received-Released	70	72	2	-1	0	-3
Uncategorized Moves	-13	-13	0	0	0	0
Population: DEC 31, 1990	2,363	2,355	4	0	2	2
Departures from Temp. Release	87	86	1	0	0	0
Paroled	80	80	0	0	0	0
First Parole	45	45	0	0	0	0
Re-Parole	35	35	0	0	0	0
Discharged	6	5	1	0	0	0
Died	1	1	0	0	0	0

REPORT # MOVE-5

MALE PRISON POPULATION MOVEMENTS
 Annual Report:
 CALIFORNIA STATE PRISON, NEW FOLSOM - REPRESA
 JANUARY 1, 1990 - DECEMBER 31, 1990

Movement	Total	Felon	Commitment Type			
			Safe-keeper	Civil Narc. Addict	Federal Cases	From Other States
Population: JAN 1, 1990	2,727	2,723	0	0	2	2
Total Received	15,698	15,664	5	13	1	15
Transfers in	14,886	14,859	0	12	1	14
New Admissions	4	0	4	0	0	0
Parole Returns	224	224	0	0	0	0
PRTC and OPRTFT	1	1	0	0	0	0
PWNT and OPRWNT	0	0	0	0	0	0
Pending Revocation	223	223	0	0	0	0
Psychiatric Returns	0	0	0	0	0	0
CYA Parole Returns	0	0	0	0	0	0
Other Admissions>Returns	584	581	1	1	0	1
Fed/State/CYA	21	21	0	0	0	0
Escape	12	12	0	0	0	0
Court	344	341	1	1	0	1
Jail	3	3	0	0	0	0
Hospital/Medical	204	204	0	0	0	0
Temp. Community Leave	0	0	0	0	0	0
Other	0	0	0	0	0	0
Total Released	15,276	15,246	3	13	1	13
Transfers out	14,118	14,094	0	12	1	11
Paroled	741	741	0	0	0	0
First Parole	573	573	0	0	0	0
Re-Parole	168	168	0	0	0	0
Released to CYA Parole	0	0	0	0	0	0
Discharged	12	9	1	0	0	2
Died	2	2	0	0	0	0
Other Releases	403	400	2	1	0	0
Fed/State/CYA	2	2	0	0	0	0
Escape	0	0	0	0	0	0
Court	188	185	2	1	0	0
Jail	10	10	0	0	0	0
Hospital/Medical	156	156	0	0	0	0
Temp. Community Leave	0	0	0	0	0	0
Other	47	47	0	0	0	0
Net Received-Released	422	418	2	0	0	2
Uncategorized Moves	15	15	0	0	0	0
Population: DEC 31, 1990	3,164	3,156	2	0	2	4
Departures from Temp. Release	66	64	2	0	0	0
Paroled	60	60	0	0	0	0
First Parole	57	57	0	0	0	0
Re-Parole	3	3	0	0	0	0
Discharged	5	3	2	0	0	0
Died	1	1	0	0	0	0

REPORT # MOVE-5

MALE PRISON POPULATION MOVEMENTS
 Annual Report:
 CALIFORNIA STATE PRISON, OLD FOLSOM - REPRESA
 JANUARY 1, 1990 - DECEMBER 31, 1990

Movement	Total	Felon	Commitment Type		
			Civil Narc. Addict	Federal Cases	From Other States
Population: JAN 1, 1990	4,206	4,198	0	1	7
Total Received	5,265	5,261	2	0	2
Transfers in	5,222	5,219	1	0	2
New Admissions	1	0	1	0	0
Parole Returns	0	0	0	0	0
PRTC and OPRTFT	0	0	0	0	0
PWNT and OPRWNT	0	0	0	0	0
Pending Revocation	0	0	0	0	0
Psychiatric Returns	0	0	0	0	0
CYA Parole Returns	0	0	0	0	0
Other Admissions>Returns	42	42	0	0	0
Fed/State/CYA	0	0	0	0	0
Escape	0	0	0	0	0
Court	2	2	0	0	0
Jail	0	0	0	0	0
Hospital/Medical	37	37	0	0	0
Temp. Community Leave	3	3	0	0	0
Other	0	0	0	0	0
Total Released	5,333	5,328	1	0	4
Transfers out	3,138	3,133	1	0	4
Paroled	1,777	1,777	0	0	0
First Parole	1,092	1,092	0	0	0
Re-Parole	685	685	0	0	0
Released to CYA Parole	4	4	0	0	0
Discharged	20	20	0	0	0
Died	2	2	0	0	0
Other Releases	392	392	0	0	0
Fed/State/CYA	3	3	0	0	0
Escape	3	3	0	0	0
Court	259	259	0	0	0
Jail	32	32	0	0	0
Hospital/Medical	87	87	0	0	0
Temp. Community Leave	3	3	0	0	0
Other	5	5	0	0	0
Net Received-Released	-68	-67	1	0	-2
Uncategorized Moves	-21	-21	0	0	0
Population: DEC 31, 1990	4,117	4,110	1	1	5
Departures from Temp. Release	53	53	0	0	0
Paroled	53	53	0	0	0
First Parole	31	31	0	0	0
Re-Parole	22	22	0	0	0
Discharged	0	0	0	0	0
Died	0	0	0	0	0

REPORT # MOVE-5

MALE PRISON POPULATION MOVEMENTS
 ANNUAL REPORT:
 MULE CREEK STATE PRISON - IONE
 JANUARY 1, 1990 - DECEMBER 31, 1990

Movement	Total	Felon	Commitment Type		
			Safe-keeper	Civil Narc. Addict	From Other States
Population: JAN 1, 1990	3,445	3,444	0	1	0
Total Received	5,225	5,219	2	3	1
Transfers in	4,887	4,883	0	3	1
New Admissions	2	0	2	0	0
Parole Returns	29	29	0	0	0
PRTC and OPRTFT	0	0	0	0	0
PWNT and OPRWNT	0	0	0	0	0
Fending Revocation	29	29	0	0	0
Psychiatric Returns	0	0	0	0	0
CYA Parole Returns	0	0	0	0	0
Other Admissions>Returns	307	307	0	0	0
Fed/State/CYA	0	0	0	0	0
Escape	0	0	0	0	0
Court	265	265	0	0	0
Jail	0	0	0	0	0
Hospital/Medical	42	42	0	0	0
Temp. Community Leave	0	0	0	0	0
Other	0	0	0	0	0
Total Released	4,854	4,852	1	1	0
Transfers out	2,034	2,034	0	0	0
Paroled	2,346	2,346	0	0	0
First Parole	1,479	1,479	0	0	0
Re-Parole	867	867	0	0	0
Released to CYA Parole	1	1	0	0	0
Discharged	38	36	1	1	0
Died	1	1	0	0	0
Other Releases	434	434	0	0	0
Fed/State/CYA	0	0	0	0	0
Escape	0	0	0	0	0
Court	322	322	0	0	0
Jail	37	37	0	0	0
Hospital/Medical	47	47	0	0	0
Temp. Community Leave	0	0	0	0	0
Other	28	28	0	0	0
Net Received-Released	371	367	1	2	1
Uncategorized Moves	16	16	0	0	0
Population: DEC 31, 1990	3,832	3,827	1	3	1
Departures from Temp. Release	97	97	0	0	0
Paroled	89	89	0	0	0
First Parole	65	65	0	0	0
Re-Parole	24	24	0	0	0
Discharged	5	5	0	0	0
Died	3	3	0	0	0

REPORT # MOVE-5

MALE PRISON POPULATION MOVEMENTS
 Annual Report:
 PELICAN BAY STATE PRISON - CRESCENT CITY
 JANUARY 1, 1990 - DECEMBER 31, 1990

Movement	Total	Felon	Commitment Type		
			Safe-keeper	Federal Cases	From Other States
Population: JAN 1, 1990	645	645	0	0	0
Total Received	4,829	4,821	2	1	5
Transfers in	4,765	4,759	0	1	5
New Admissions	2	0	2	0	0
Parole Returns	4	4	0	0	0
PRTC and OPRTFT	2	2	0	0	0
PWNT and OPRWNT	2	2	0	0	0
Pending Revocation	0	0	0	0	0
Psychiatric Returns	0	0	0	0	0
CYA Parole Returns	0	0	0	0	0
Other Admissions>Returns	58	58	0	0	0
Fed/State/CYA	1	1	0	0	0
Escape	1	1	0	0	0
Court	41	41	0	0	0
Jail	1	1	0	0	0
Hospital/Medical	12	12	0	0	0
Temp. Community Leave	2	2	0	0	0
Other	0	0	0	0	0
Total Released	2,079	2,077	1	0	1
Transfers out	1,070	1,069	0	0	1
Paroled	872	872	0	0	0
First Parole	551	551	0	0	0
Re-Parole	321	321	0	0	0
Released to CYA Parole	1	1	0	0	0
Discharged	17	16	1	0	0
Died	1	1	0	0	0
Other Releases	118	118	0	0	0
Fed/State/CYA	1	1	0	0	0
Escape	0	0	0	0	0
Court	89	89	0	0	0
Jail	9	9	0	0	0
Hospital/Medical	16	16	0	0	0
Temp. Community Leave	2	2	0	0	0
Other	1	1	0	0	0
Net Received-Released	2,750	2,744	1	1	4
Uncategorized Moves	-13	-13	0	0	0
Population: DEC 31, 1990	3,382	3,376	1	1	4
Departures from Temp. Release	20	20	0	0	0
Paroled	19	19	0	0	0
First Parole	9	9	0	0	0
Re-Parole	10	10	0	0	0
Discharged	1	1	0	0	0
Died	0	0	0	0	0

REPORT # MOVE-5

MALE PRISON POPULATION MOVEMENTS
 Annual Report:
 R.J. DONOVAN CORRECTIONAL FAC. - SAN DIEGO
 JANUARY 1, 1990 - DECEMBER 31, 1990

Movement	Total	Felon	Commitment Type
			From Other States
Population: JAN 1, 1990	3,151	3,149	2
Total Received	7,390	7,390	0
Transfers in	7,168	7,168	0
New Admissions	0	0	0
Parole Returns	0	0	0
PRTC and OPRFTT	0	0	0
PWNT and OPRWNT	0	0	0
Pending Revocation	0	0	0
Psychiatric Returns	0	0	0
CYA Parole Returns	0	0	0
Other Admissions>Returns	222	222	0
Fed/State/CYA	0	0	0
Escape	0	0	0
Court	150	150	0
Jail	0	0	0
Hospital/Medical	72	72	0
Temp. Community Leave	0	0	0
Other	0	0	0
Total Released	6,959	6,958	1
Transfers out	2,415	2,415	0
Paroled	3,860	3,860	0
First Parole	2,618	2,618	0
Re-Parole	1,242	1,242	0
Released to CYA Parole	4	4	0
Discharged	39	38	1
Died	0	0	0
Other Releases	641	641	0
Fed/State/CYA	1	1	0
Escape	0	0	0
Court	234	234	0
Jail	37	37	0
Hospital/Medical	72	72	0
Temp. Community Leave	0	0	0
Other	297	297	0
Net Received-Released	431	432	-1
Uncategorized Moves	-20	-20	0
Population: DEC 31, 1990	3,562	3,561	1
Departures from Temp. Release	355	355	0
Paroled	354	354	0
First Parole	287	287	0
Re-Parole	67	67	0
Discharged	1	1	0
Died	0	0	0

REPORT # MOVE-5

MALE PRISON POPULATION MOVEMENTS
 Annual Report:
 SIERRA CONSERVATION CENTER - JAMESTOWN
 JANUARY 1, 1990 - DECEMBER 31, 1990

Movement	Total	Felon	Commitment Type		
			Safe-keeper	Civil Narc. Addict	From Other States
Population: JAN 1, 1990	5,358	5,355	1	1	1
Total Received	9,208	9,205	1	0	2
Transfers in	8,794	8,793	0	0	1
New Admissions	1	0	1	0	0
Parole Returns	2	2	0	0	0
PRTC and OPRTFT	2	2	0	0	0
PWNT and OPRWNT	0	0	0	0	0
Pending Revocation	0	0	0	0	0
Psychiatric Returns	0	0	0	0	0
CYA Parole Returns	0	0	0	0	0
Other Admissions>Returns	411	410	0	0	1
Fed/State/CYA	0	0	0	0	0
Escape	6	6	0	0	0
Court	228	227	0	0	1
Jail	59	59	0	0	0
Hospital/Medical	86	86	0	0	0
Temp. Community Leave	1	1	0	0	0
Other	31	31	0	0	0
Total Released	9,029	9,026	0	0	3
Transfers out	4,582	4,581	0	0	1
Paroled	3,684	3,684	0	0	0
First Parole	3,229	3,229	0	0	0
Re-Parole	455	455	0	0	0
Released to CYA Parole	1	1	0	0	0
Discharged	23	23	0	0	0
Died	1	1	0	0	0
Other Releases	738	736	0	0	2
Fed/State/CYA	1	1	0	0	0
Escape	26	26	0	0	0
Court	288	288	0	0	2
Jail	155	155	0	0	0
Hospital/Medical	89	89	0	0	0
Temp. Community Leave	2	2	0	0	0
Other	177	177	0	0	0
Net Received-Released	179	179	1	0	-1
Uncategorized Moves	-36	-35	-1	0	0
Population: DEC 31, 1990	5,501	5,499	1	1	0
Departures from Temp. Release	267	265	1	0	1
Paroled	258	258	0	0	0
First Parole	235	235	0	0	0
Re-Parole	23	23	0	0	0
Discharged	7	5	1	0	1
Died	2	2	0	0	0

REPORT # MOVE-5

MALE PRISON POPULATION MOVEMENTS
 Annual Report:
 CALIF. STATE PRISON SAN QUENTIN - SAN QUENTIN
 JANUARY 1, 1990 - DECEMBER 31, 1990

Movement	Commitment Type			
	Total	Felon	Safe-keeper	Civil Narc. Addict
Population: JAN 1, 1990	3,153	3,147	2	4
Total Received	6,990	6,981	7	2
Transfers in	6,500	6,498	1	1
New Admissions	27	23	3	1
Parole Returns	5	5	0	0
PRTC and OPRTFT	2	2	0	0
PWNT and OPRWNT	3	3	0	0
Pending Revocation	0	0	0	0
Psychiatric Returns	0	0	0	0
CYA Parole Returns	0	0	0	0
Other Admissions>Returns	458	455	3	0
Fed/State/CYA	1	1	0	0
Escape	3	3	0	0
Court	386	383	3	0
Jail	2	2	0	0
Hospital/Medical	65	65	0	0
Temp. Community Leave	0	0	0	0
Other	1	1	0	0
Total Released	6,765	6,753	6	6
Transfers out	1,170	1,164	1	5
Paroled	4,746	4,746	0	0
First Parole	1,865	1,865	0	0
Re-Parole	2,881	2,881	0	0
Released to CYA Parole	17	17	0	0
Discharged	86	85	0	1
Died	4	4	0	0
Other Releases	742	737	5	0
Fed/State/CYA	0	0	0	0
Escape	1	1	0	0
Court	502	497	5	0
Jail	81	81	0	0
Hospital/Medical	71	71	0	0
Temp. Community Leave	0	0	0	0
Other	87	87	0	0
Net Received-Released	225	228	1	-4
Uncategorized Moves	-26	-27	1	0
Population: DEC 31, 1990	3,352	3,348	4	0
Departures from Temp. Release	248	244	4	0
Paroled	228	228	0	0
First Parole	110	110	0	0
Re-Parole	118	118	0	0
Discharged	17	13	4	0
Died	3	3	0	0

REPORT # MOVE-5

MALE PRISON POPULATION MOVEMENTS
 Annual Report:
 COMMUNITY BASED FACILITY - RENT I
 JANUARY 1, 1990 - DECEMBER 31, 1990

Commitment Type		
Movement	Total	Felon
Population: JAN 1, 1990	1,176	1,176
Total Received	4,471	4,471
Transfers in	3,963	3,963
New Admissions	0	0
Parole Returns	406	406
PRTC and OPRTFT	406	406
PWNT and OPRWNT	0	0
Pending Revocation	0	0
Psychiatric Returns	0	0
CYA Parole Returns	2	2
Other Admissions>Returns	100	100
Fed/State/CYA	34	34
Escape	23	23
Court	19	19
Jail	12	12
Hospital/Medical	2	2
Temp. Community Leave	3	3
Other	7	7
Total Released	4,340	4,340
Transfers out	227	227
Paroled	3,826	3,826
First Parole	1,015	1,015
Re-Parole	2,811	2,811
Released to CYA Parole	43	43
Discharged	71	71
Died	1	1
Other Releases	172	172
Fed/State/CYA	1	1
Escape	73	73
Court	38	38
Jail	52	52
Hospital/Medical	1	1
Temp. Community Leave	3	3
Other	4	4
Net Received-Released	131	131
Uncategorized Moves	-67	-67
Population: DEC 31, 1990	1,240	1,240
Departures from Temp. Release	57	57
Paroled	55	55
First Parole	10	10
Re-Parole	45	45
Discharged	1	1
Died	1	1

REPORT # MOVE-5

MALE PRISON POPULATION MOVEMENTS
 Annual Report:
 COMMUNITY BASED FACILITY - RENT II
 JANUARY 1, 1990 - DECEMBER 31, 1990

Commitment Type		
Movement	Total	Felon
Population: JAN 1, 1990	277	277
Total Received	1,570	1,570
Transfers in	1,424	1,424
New Admissions	0	0
Parole Returns	0	0
PRTC and OPRTFT	0	0
PWNT and OPRWNT	0	0
Pending Revocation	0	0
Psychiatric Returns	0	0
CYA Parole Returns	0	0
Other Admissions>Returns	146	146
Fed/State/CYA	11	11
Escape	74	74
Court	0	0
Jail	0	0
Hospital/Medical	0	0
Temp. Community Leave	0	0
Other	61	61
Total Released	1,483	1,483
Transfers out	284	284
Paroled	1,022	1,022
First Parole	647	647
Re-Parole	375	375
Released to CYA Parole	7	7
Discharged	2	2
Died	0	0
Other Releases	168	168
Fed/State/CYA	0	0
Escape	168	168
Court	0	0
Jail	0	0
Hospital/Medical	0	0
Temp. Community Leave	0	0
Other	0	0
Net Received-Released	87	87
Uncategorized Moves	-25	-25
Population: DEC 31, 1990	339	339
Departures from Temp. Release	4	4
Paroled	4	4
First Parole	4	4
Re-Parole	0	0
Discharged	0	0
Died	0	0

REPORT # MOVE-5

MALE PRISON POPULATION MOVEMENTS
 Annual Report:
 COMMUNITY BASED FACILITY- RENT III
 JANUARY 1, 1990 - DECEMBER 31, 1990

Commitment Type		
Movement	Total	Felon
Population: JAN 1, 1990	547	547
Total Received	2,698	2,698
Transfers in	2,393	2,393
New Admissions	0	0
Parole Returns	8	8
PRTC and OPRTFT	8	8
PWNT and OPRWNT	0	0
Pending Revocation	0	0
Psychiatric Returns	0	0
CYA Parole Returns	0	0
Other Admissions>Returns	297	297
Fed/State/CYA	19	19
Escape	262	262
Court	1	1
Jail	1	1
Hospital/Medical	8	8
Temp. Community Leave	0	0
Other	6	6
Total Released	2,649	2,649
Transfers out	355	355
Paroled	1,701	1,701
First Parole	1,696	1,696
Re-Parole	5	5
Released to CYA Parole	14	14
Discharged	0	0
Died	1	1
Other Releases	578	578
Fed/State/CYA	0	0
Escape	567	567
Court	0	0
Jail	1	1
Hospital/Medical	10	10
Temp. Community Leave	0	0
Other	0	0
Net Received-Released	49	49
Uncategorized Moves	-104	-104
Population: DEC 31, 1990	492	492
Departures from Temp. Release	27	27
Paroled	27	27
First Parole	27	27
Re-Parole	0	0
Discharged	0	0
Died	0	0

REPORT # MOVE-5

MALE PRISON POPULATION MOVEMENTS
 Annual Report:
 COMMUNITY BASED FACILITY - RENT IV
 JANUARY 1, 1990 - DECEMBER 31, 1990

Commitment Type		
Movement	Total	Felon
Population: JAN 1, 1990	672	672
Total Received	3,886	3,886
Transfers in	3,550	3,550
New Admissions	0	0
Parole Returns	218	218
PRTC and OPRTFT	218	218
PWNT and OPRWNT	0	0
Pending Revocation	0	0
Psychiatric Returns	0	0
CYA Parole Returns	5	5
Other Admissions>Returns	113	113
Fed/State/CYA	12	12
Escape	16	16
Court	0	0
Jail	0	0
Hospital/Medical	2	2
Temp. Community Leave	0	0
Other	83	83
Total Released	3,813	3,813
Transfers out	836	836
Paroled	2,840	2,840
First Parole	765	765
Re-Parole	2,075	2,075
Released to CYA Parole	16	16
Discharged	6	6
Died	0	0
Other Releases	115	115
Fed/State/CYA	1	1
Escape	109	109
Court	2	2
Jail	0	0
Hospital/Medical	3	3
Temp. Community Leave	0	0
Other	0	0
Net Received-Released	73	73
Uncategorized Moves	-3	-3
Population: DEC 31, 1990	742	742
Departures from Temp. Release	3	3
Paroled	3	3
First Parole	2	2
Re-Parole	1	1
Discharged	0	0
Died	0	0

REPORT # MOVE-5

MALE PRISON POPULATION MOVEMENTS
 Annual Report:
 CALIF. CORRECTIONAL INST. (RECEPTION) - TEHACHAPI
 JANUARY 1, 1990 - DECEMBER 31, 1990

Movement	Total	Felon	Commitment Type		
			Safe-keeper	Civil Narc. Addict	County Diagnostic
Population: JAN 1, 1990	1,035	1,033	1	1	0
Total Received	15,969	15,965	0	1	3
Transfers in	6,093	6,092	0	1	0
New Admissions	6,483	6,480	0	0	3
Parole Returns	3,107	3,107	0	0	0
PRTC and OPRTFT	219	219	0	0	0
PWNT and OPRWNT	2,527	2,527	0	0	0
Pending Revocation	361	361	0	0	0
Psychiatric Returns	0	0	0	0	0
CYA Parole Returns	22	22	0	0	0
Other Admissions>Returns	264	264	0	0	0
Fed/State/CYA	1	1	0	0	0
Escape	17	17	0	0	0
Court	105	105	0	0	0
Jail	133	133	0	0	0
Hospital/Medical	5	5	0	0	0
Temp. Community Leave	0	0	0	0	0
Other	3	3	0	0	0
Total Released	15,992	15,987	0	2	3
Transfers out	15,490	15,486	0	1	3
Paroled	261	261	0	0	0
First Parole	145	145	0	0	0
Re-Parole	116	116	0	0	0
Released to CYA Parole	4	4	0	0	0
Discharged	5	4	0	1	0
Died	1	1	0	0	0
Other Releases	231	231	0	0	0
Fed/State/CYA	0	0	0	0	0
Escape	0	0	0	0	0
Court	79	79	0	0	0
Jail	143	143	0	0	0
Hospital/Medical	5	5	0	0	0
Temp. Community Leave	0	0	0	0	0
Other	4	4	0	0	0
Net Received-Released	-23	-22	0	-1	0
Uncategorized Moves	55	56	-1	0	0
Population: DEC 31, 1990	1,067	1,067	0	0	0
Departures from Temp. Release	26	26	0	0	0
Paroled	21	21	0	0	0
First Parole	5	5	0	0	0
Re-Parole	16	16	0	0	0
Discharged	4	4	0	0	0
Died	1	1	0	0	0

REPORT # MOVE-5

MALE PRISON POPULATION MOVEMENTS
 Annual Report:
 CALIF. REHABILITATION CENTER (RECEPTION) - NORCO
 JANUARY 1, 1990 - DECEMBER 31, 1990

Movement	COMMITMENT TYPE		
	Total	Felon	Civil Narc. Addict
Population: JAN 1, 1990	395	394	1
Total Received	6,574	6,573	1
Transfers in	6,521	6,521	0
New Admissions	1	0	1
Parole Returns	0	0	0
PRTC and OPRTFT	0	0	0
PWNT and OPRWNT	0	0	0
Pending Revocation	0	0	0
Psychiatric Returns	0	0	0
CYA Parole Returns	0	0	0
Other Admissions>Returns	52	52	0
Fed/State/CYA	0	0	0
Escape	0	0	0
Court	44	44	0
Jail	1	1	0
Hospital/Medical	7	7	0
Temp. Community Leave	0	0	0
Other	0	0	0
Total Released	6,550	6,548	2
Transfers out	5,492	5,490	2
Paroled	946	946	0
First Parole	0	0	0
Re-Parole	946	946	0
Released to CYA Parole	6	6	0
Discharged	26	26	0
Died	0	0	0
Other Releases	80	80	0
Fed/State/CYA	0	0	0
Escape	0	0	0
Court	71	71	0
Jail	1	1	0
Hospital/Medical	7	7	0
Temp. Community Leave	0	0	0
Other	1	1	0
Net Received-Released	24	25	-1
Uncategorized Moves	5	5	0
Population: DEC 31, 1990	424	424	0
Departures from Temp. Release	18	18	0
Paroled	17	17	0
First Parole	0	0	0
Re-Parole	17	17	0
Discharged	1	1	0
Died	0	0	0

REPORT # MOVE-5

MALE PRISON POPULATION MOVEMENTS
 Annual Report:
 DEUEL VOCATIONAL INSTITUTION (RECEPTION) - TRACY
 JANUARY 1, 1990 - DECEMBER 31, 1990

Movement	Commitment Type		
	Total	Felon	Civil Narc. Addict
Population: JAN 1, 1990	1,096	1,074	22
Total Received	13,429	13,164	265
Transfers in	1,133	1,083	50
New Admissions	4,952	4,778	174
Parole Returns	6,280	6,256	24
PRTC and OPRTFT	857	845	12
PWNT and OPRWNT	1,395	1,383	12
Pending Revocation	4,028	4,028	0
Psychiatric Returns	0	0	0
CYA Parole Returns	105	105	0
Other Admissions>Returns	959	942	17
Fed/State/CYA	8	8	0
Escape	7	7	0
Court	427	410	17
Jail	487	487	0
Hospital/Medical	24	24	0
Temp. Community Leave	0	0	0
Other	6	6	0
Total Released	13,463	13,181	282
Transfers out	11,861	11,637	224
Paroled	737	737	0
First Parole	45	45	0
Re-Parole	692	692	0
Released to CYA Parole	4	4	0
Discharged	97	43	54
Died	0	0	0
Other Releases	764	760	4
Fed/State/CYA	15	15	0
Escape	0	0	0
Court	184	180	4
Jail	535	535	0
Hospital/Medical	26	26	0
Temp. Community Leave	0	0	0
Other	4	4	0
Net Received-Released	-34	-17	-17
Uncategorized Moves	63	65	-2
Population: DEC 31, 1990	1,125	1,122	3
Departures from Temp. Release	77	75	2
Paroled	69	69	0
First Parole	5	5	0
Re-Parole	64	64	0
Discharged	8	6	2
Died	0	0	0

REPORT # MOVE-5

MALE PRISON POPULATION MOVEMENTS
 Annual Report:
 CALIF. MEDICAL FACILITY (RECEPTION) - VACAVILLE)
 JANUARY 1, 1990 - DECEMBER 31, 1990

Movement	Total	Felon	Commitment Type			
			Civil Narc. Addict	Federal Cases	From Other States	County Diag- nostic
Population: JAN 1, 1990	596	461	4	0	0	131
Total Received	7,105	5,661	360	1	6	1,077
Transfers in	1,119	1,006	47	0	3	63
New Admissions	2,953	1,723	220	1	3	1,006
Parole Returns	2,629	2,555	74	0	0	0
PRTC and OPRTFT	326	257	69	0	0	0
PWNT and OPRWNT	770	765	5	0	0	0
Pending Revocation	1,533	1,533	0	0	0	0
Psychiatric Returns	0	0	0	0	0	0
CYA Parole Returns	42	42	0	0	0	0
Other Admissions>Returns	362	335	19	0	0	8
Fed/State/CYA	115	115	0	0	0	0
Escape	6	6	0	0	0	0
Court	190	164	19	0	0	7
Jail	43	43	0	0	0	0
Hospital/Medical	5	5	0	0	0	0
Temp. Community Leave	1	0	0	0	0	1
Other	2	2	0	0	0	0
Total Released	7,156	5,794	356	1	14	991
Transfers out	5,875	5,428	341	1	14	91
Paroled	195	195	0	0	0	0
First Parole	47	47	0	0	0	0
Re-Parole	148	148	0	0	0	0
Released to CYA Parole	0	0	0	0	0	0
Discharged	911	8	12	0	0	891
Died	2	2	0	0	0	0
Other Releases	173	161	3	0	0	9
Fed/State/CYA	9	9	0	0	0	0
Escape	0	0	0	0	0	0
Court	113	102	3	0	0	8
Jail	40	40	0	0	0	0
Hospital/Medical	10	10	0	0	0	0
Temp. Community Leave	1	0	0	0	0	1
Other	0	0	0	0	0	0
Net Received-Released	-51	-133	4	0	-8	86
Uncategorized Moves	43	32	-1	0	8	4
Population: DEC 31, 1990	588	360	7	0	0	221
Departures from Temp. Release	19	12	2	0	0	5
Paroled	10	10	0	0	0	0
First Parole	2	2	0	0	0	0
Re-Parole	8	8	0	0	0	0
Discharged	9	2	2	0	0	5
Died	0	0	0	0	0	0

REPORT # MOVE-5

Male Prison Population Movements
 Annual Report:
 CALIF. INST. FOR MEN (RECEPTION CENTRAL) - CHINO
 JANUARY 1, 1990 - DECEMBER 31, 1990

Movement	Commitment Type						
	Total	Felon	Safe-keeper	Civil Narc. Addict	From Other States	Youth Author.	County Diagnostic
Population: JAN 1, 1990	1,431	1,367	0	24	0	0	40
Total Received	51,851	50,366	8	356	1	0	1,120
Transfers in	14,525	14,079	0	350	1	0	95
New Admissions	13,830	12,795	8	4	0	0	1,023
Parole Returns	22,030	22,030	0	0	0	0	0
PRTC and OPRTFT	3,012	3,012	0	0	0	0	0
PWNT and OPRWNT	4,742	4,742	0	0	0	0	0
Pending Revocation	14,276	14,276	0	0	0	0	0
Psychiatric Returns	0	0	0	0	0	0	0
CYA Parole Returns	123	123	0	0	0	0	0
Other Admissions>Returns	1,343	1,339	0	2	0	0	2
Fed/State/CYA	175	175	0	0	0	0	0
Escape	113	113	0	0	0	0	0
Court	1,033	1,029	0	2	0	0	2
Jail	8	8	0	0	0	0	0
Hospital/Medical	1	1	0	0	0	0	0
Temp. Community Leave	1	1	0	0	0	0	0
Other	12	12	0	0	0	0	0
Total Released	52,151	50,697	1	317	1	1	1,134
Transfers out	50,169	49,012	0	245	1	1	910
Paroled	451	451	0	0	0	0	0
First Parole	187	187	0	0	0	0	0
Re-Parole	264	264	0	0	0	0	0
Released to CYA Parole	2	2	0	0	0	0	0
Discharged	298	14	1	63	0	0	220
Died	0	0	0	0	0	0	0
Other Releases	1,231	1,218	0	9	0	0	4
Fed/State/CYA	24	24	0	0	0	0	0
Escape	0	0	0	0	0	0	0
Court	1,206	1,194	0	9	0	0	3
Jail	0	0	0	0	0	0	0
Hospital/Medical	0	0	0	0	0	0	0
Temp. Community Leave	0	0	0	0	0	0	0
Other	1	0	0	0	0	0	1
Net Received-Released	-300	-331	7	39	0	-1	-14
Uncategorized Moves	358	358	0	-2	0	1	1
Population: DEC 31, 1990	1,489	1,394	7	61	0	0	27
Departures from Temp. Release	159	149	0	4	0	0	6
Paroled	136	136	0	0	0	0	0
First Parole	52	52	0	0	0	0	0
Re-Parole	84	84	0	0	0	0	0
Discharged	22	12	0	4	0	0	6
Died	1	1	0	0	0	0	0

REPORT # MOVE-5

MALE PRISON POPULATION MOVEMENTS
 Annual Report:
 CALIF. INST. FOR MEN (RECEPTION WEST) - CHINO
 JANUARY 1, 1990 - DECEMBER 31, 1990

Movement	Commitment Type			
	Total	Felon	Civil Narc. Addict	County Diagnostic
Population: JAN 1, 1990	1,454	1,345	0	109
Total Received	22,510	21,568	6	936
Transfers in	22,405	21,463	6	936
New Admissions	0	0	0	0
Parole Returns	3	3	0	0
PRTC and OPRTFT	2	2	0	0
PWNT and OPRWNT	1	1	0	0
Pending Revocation	0	0	0	0
Psychiatric Returns	0	0	0	0
CYA Parole Returns	0	0	0	0
Other Admissions>Returns	102	102	0	0
Fed/State/CYA	0	0	0	0
Escape	0	0	0	0
Court	102	102	0	0
Jail	0	0	0	0
Hospital/Medical	0	0	0	0
Temp. Community Leave	0	0	0	0
Other	0	0	0	0
Total Released	22,628	21,662	5	961
Transfers out	21,303	21,180	5	118
Paroled	314	314	0	0
First Parole	182	182	0	0
Re-Parole	132	132	0	0
Released to CYA Parole	0	0	0	0
Discharged	852	10	0	842
Died	0	0	0	0
Other Releases	159	158	0	1
Fed/State/CYA	11	11	0	0
Escape	0	0	0	0
Court	146	145	0	1
Jail	0	0	0	0
Hospital/Medical	0	0	0	0
Temp. Community Leave	0	0	0	0
Other	2	2	0	0
Net Received-Released	-118	-94	1	-25
Uncategorized Moves	24	24	0	0
Population: DEC 31, 1990	1,360	1,275	1	84
Departures from Temp. Release	8	7	0	1
Paroled	5	5	0	0
First Parole	2	2	0	0
Re-Parole	3	3	0	0
Discharged	3	2	0	1
Died	0	0	0	0

REPORT # MOVE-5

Male Prison Population Movements
 Annual Report:
 R. J. DONOVAN CORR. FAC. (RECEPTION) - SAN DIEGO
 JANUARY 1, 1990 - DECEMBER 31, 1990

Movement	Commitment Type			
	Total	Felon	Safe-keeper	Civil Narc. Addict
Population: JAN 1, 1990	954	954	0	0
Total Received	9,505	9,498	2	5
Transfers in	321	316	0	5
New Admissions	4,573	4,571	2	0
Parole Returns	4,089	4,089	0	0
PRTC and OPRTFT	114	114	0	0
PWNT and OPRWNT	1,609	1,609	0	0
Pending Revocation	2,366	2,366	0	0
Psychiatric Returns	0	0	0	0
CYA Parole Returns	17	17	0	0
Other Admissions>Returns	505	505	0	0
Fed/State/CYA	3	3	0	0
Escape	7	7	0	0
Court	468	468	0	0
Jail	1	1	0	0
Hospital/Medical	24	24	0	0
Temp. Community Leave	0	0	0	0
Other	2	2	0	0
Total Released	9,387	9,382	0	5
Transfers out	8,915	8,914	0	1
Paroled	234	234	0	0
First Parole	28	28	0	0
Re-Parole	206	206	0	0
Released to CYA Parole	3	3	0	0
Discharged	15	12	0	3
Died	0	0	0	0
Other Releases	220	219	0	1
Fed/State/CYA	1	1	0	0
Escape	0	0	0	0
Court	189	188	0	1
Jail	4	4	0	0
Hospital/Medical	20	20	0	0
Temp. Community Leave	0	0	0	0
Other	6	6	0	0
Net Received-Released	118	116	2	0
Uncategorized Moves	77	77	0	0
Population: DEC 31, 1990	1,149	1,147	2	0
Departures from Temp. Release	17	17	0	0
Paroled	15	15	0	0
First Parole	3	3	0	0
Re-Parole	12	12	0	0
Discharged	2	2	0	0
Died	0	0	0	0

REPORT # MOVE-5

MALE PRISON POPULATION MOVEMENTS
 Annual Report:
 CALIF. STATE PRISON SAN QUENTIN (RECEPTION)
 JANUARY 1, 1990 - DECEMBER 31, 1990

Movement	Total	Felon	Commitment Type		
			Safe-keeper	Civil Narc. Addict	From Other States
Population: JAN 1, 1990	2,052	2,041	0	11	0
Total Received	18,687	18,420	2	264	1
Transfers in	841	802	1	37	1
New Admissions	5,386	5,276	1	109	0
Parole Returns	11,339	11,252	0	87	0
PRTC and OPRTFT	1,429	1,342	0	87	0
PWNT and OPRWNT	2,155	2,155	0	0	0
Pending Revocation	7,755	7,755	0	0	0
Psychiatric Returns	0	0	0	0	0
CYA Parole Returns	73	73	0	0	0
Other Admissions>Returns	1,048	1,017	0	31	0
Fed/State/CYA	4	4	0	0	0
Escape	23	23	0	0	0
Court	722	691	0	31	0
Jail	210	210	0	0	0
Hospital/Medical	81	81	0	0	0
Temp. Community Leave	0	0	0	0	0
Other	8	8	0	0	0
Total Released	18,708	18,443	2	262	1
Transfers out	14,252	14,026	1	224	1
Paroled	3,416	3,413	0	3	0
First Parole	153	150	0	3	0
Re-Parole	3,263	3,263	0	0	0
Released to CYA Parole	10	10	0	0	0
Discharged	66	62	1	3	0
Died	6	6	0	0	0
Other Releases	958	926	0	32	0
Fed/State/CYA	1	1	0	0	0
Escape	0	0	0	0	0
Court	628	596	0	32	0
Jail	247	247	0	0	0
Hospital/Medical	81	81	0	0	0
Temp. Community Leave	0	0	0	0	0
Other	1	1	0	0	0
Net Received-Released	-21	-23	0	2	0
Uncategorized Moves	74	73	0	1	0
Population: DEC 31, 1990	2,105	2,091	0	14	0
Departures from Temp. Release	159	151	0	8	0
Paroled	139	139	0	0	0
First Parole	18	18	0	0	0
Re-Parole	121	121	0	0	0
Discharged	19	11	0	8	0
Died	1	1	0	0	0

REPORT # MOVE-5

Female Prison Population Movements
 Annual Report:
 AVENAL STATE PRISON - AVENAL
 JANUARY 1, 1990 - DECEMBER 31, 1990

Commitment Type			
Movement	Total	Felon	Safe-keeper
Population: JAN 1, 1990	1,283	1,283	0
Total Received	2,368	2,367	1
Transfers in	2,063	2,062	1
New Admissions	0	0	0
Parole Returns	1	1	0
PRTC and OPRTFT	1	1	0
PWNT and OPRWNT	0	0	0
Pending Revocation	0	0	0
Psychiatric Returns	0	0	0
CYA Parole Returns	0	0	0
Other Admissions>Returns	304	304	0
Fed/State/CYA	0	0	0
Escape	1	1	0
Court	224	224	0
Jail	1	1	0
Hospital/Medical	78	78	0
Temp. Community Leave	0	0	0
Other	0	0	0
Total Released	3,054	3,054	0
Transfers out	1,165	1,165	0
Paroled	1,480	1,480	0
First Parole	1,280	1,280	0
Re-Parole	200	200	0
Released to CYA Parole	0	0	0
Discharged	12	12	0
Died	0	0	0
Other Releases	397	397	0
Fed/State/CYA	0	0	0
Escape	0	0	0
Court	260	260	0
Jail	41	41	0
Hospital/Medical	78	78	0
Temp. Community Leave	0	0	0
Other	18	18	0
Net Received-Released	-686	-687	1
Uncategorized Moves	-1	0	-1
Population: DEC 31, 1990	596	596	0
Departures from Temp. Release	79	79	0
Paroled	75	75	0
First Parole	53	53	0
Re-Parole	22	22	0
Discharged	4	4	0
Died	0	0	0

Report # MOVE-5

FEMALE PRISON POPULATION MOVEMENTS
 Annual Report:

JANUARY 1, 1990 - DECEMBER 31, 1990

Movement	Total	Felon	Commitment Type					Youth Author.	County Diagnostic
			Safe-keeper	Civil Narc. Addict	Federal Cases	From Other States			
Population: JAN 1, 1990	6,000	5,427	0	519	1	0	1	52	
TOTAL RECEIVED	32,724	30,417	4	1,709	1	2	1	590	
Transfers in	21,846	21,007	2	497	0	1	0	339	
New Admissions	4,347	3,603	2	495	1	1	0	245	
Parole Returns	4,486	3,970	0	516	0	0	0	0	
PRTC and OPRTFT	1,016	506	0	510	0	0	0	0	
PWNT and OPRWNT	882	876	0	6	0	0	0	0	
PENDING REVOCATION	2,589	2,589	0	0	0	0	0	0	
Psychiatric Returns	0	0	0	0	0	0	0	0	
CYA Parole Returns	8	8	0	0	0	0	0	0	
Other Admissions>Returns	2,036	1,828	0	201	0	0	1	6	
Fed/State/CYA	19	19	0	0	0	0	0	0	
Escape	57	57	0	0	0	0	0	0	
Court	1,078	963	0	114	0	0	1	0	
Jail	151	151	0	0	0	0	0	0	
Hospital/Medical	632	543	0	83	0	0	0	6	
Temp. Community Leave	1	1	0	0	0	0	0	0	
Other	98	94	0	4	0	0	0	0	
TOTAL RELEASED	32,230	30,002	3	1,625	0	1	1	598	
TRANSFERS OUT	21,847	21,008	2	497	0	1	0	339	
Paroled	7,548	6,708	0	840	0	0	0	0	
First Parole	4,758	3,918	0	840	0	0	0	0	
Re-Parole	2,790	2,790	0	0	0	0	0	0	
Released to CYA Parole	8	8	0	0	0	0	0	0	
Discharged	444	111	1	80	0	0	0	252	
Died	1	1	0	0	0	0	0	0	
Other Releases	2,382	2,166	0	208	0	0	1	7	
Fed/State/CYA	3	3	0	0	0	0	0	0	
Escape	114	114	0	0	0	0	0	0	
Court	1,214	1,089	0	123	0	0	1	1	
Jail	291	291	0	0	0	0	0	0	
Hospital/Medical	645	558	0	81	0	0	0	6	
Temp. Community Leave	3	3	0	0	0	0	0	0	
Other	112	108	0	4	0	0	0	0	
Net Received-Released	494	415	1	84	1	1	0	-8	
Uncategorized Moves	8	16	-1	-7	0	0	0	0	
Population: DEC 31, 1990	6,502	5,858	0	596	2	1	1	44	
Departures from Temp. Release	313	301	0	11	0	0	0	1	
Paroled	286	283	0	3	0	0	0	0	
First Parole	152	149	0	3	0	0	0	0	
Re-Parole	134	134	0	0	0	0	0	0	
Discharged	22	13	0	8	0	0	0	1	
Died	5	5	0	0	0	0	0	0	

REPORT # MOVE-5

FEMALE PRISON POPULATION MOVEMENTS
 Annual Report:
 CENTRAL CALIFORNIA'S WOMEN'S FACILITY- CHOWCHILLA
 JANUARY 1, 1990 - DECEMBER 31, 1990

Movement	Total	Commitment Type	
		Felon	Civil Narc. Addict
Population: JAN 1, 1990	0	0	0
Total Received	1,527	1,526	1
Transfers in	1,497	1,496	1
New Admissions	0	0	0
Parole Returns	0	0	0
PRTC and OPRTFT	0	0	0
PWNT and OPRWNT	0	0	0
Pending Revocation	0	0	0
Psychiatric Returns	0	0	0
CYA Parole Returns	0	0	0
Other Admissions>Returns	30	30	0
Fed/State/CYA	0	0	0
Escape	0	0	0
Court	16	16	0
Jail	0	0	0
Hospital/Medical	14	14	0
Temp. Community Leave	0	0	0
Other	0	0	0
Total Released	121	120	1
Transfers out	29	29	0
Paroled	38	38	0
First Parole	26	26	0
Re-Parole	12	12	0
Released to CYA Parole	0	0	0
Discharged	0	0	0
Died	0	0	0
Other Releases	54	53	1
Fed/State/CYA	0	0	0
Escape	0	0	0
Court	38	37	1
Jail	0	0	0
Hospital/Medical	16	16	0
Temp. Community Leave	0	0	0
Other	0	0	0
Net Received-Released	1,406	1,406	0
Uncategorized Moves	-2	-2	0
Population: DEC 31, 1990	1,404	1,404	0
Departures from Temp. Release	0	0	0
Paroled	0	0	0
First Parole	0	0	0
Re-Parole	0	0	0
Discharged	0	0	0
Died	0	0	0

REPORT # MOVE-5

FEMALE PRISON POPULATION MOVEMENTS
 Annual Report:
 CALIF. INSTITUTION FOR WOMEN - FRONTERA
 JANUARY 1, 1990 - DECEMBER 31, 1990

Movement	Total	Felon	Commitment Type				County Diag- nostic
			Civil Narc. Addict	Federal Cases	From Other States	Youth Author.	
Population: JAN 1, 1990	2,073	2,016	31	1	0	1	24
Total Received	11,094	10,597	222	0	1	1	273
Transfers in	10,144	9,697	178	0	1	0	268
New Admissions	0	0	0	0	0	0	0
Parole Returns	7	7	0	0	0	0	0
PRTC and OPRTFT	7	7	0	0	0	0	0
PWNT and OPRWNT	0	0	0	0	0	0	0
Pending Revocation	0	0	0	0	0	0	0
Psychiatric Returns	0	0	0	0	0	0	0
CYA Parole Returns	0	0	0	0	0	0	0
Other Admissions>Returns	943	893	44	0	0	1	5
Fed/State/CYA	0	0	0	0	0	0	0
Escape	0	0	0	0	0	0	0
Court	429	426	2	0	0	1	0
Jail	5	5	0	0	0	0	0
Hospital/Medical	446	399	42	0	0	0	5
Temp. Community Leave	0	0	0	0	0	0	0
Other	63	63	0	0	0	0	0
Total Released	11,365	10,873	222	0	0	1	269
Transfers out	8,280	8,061	150	0	0	0	69
Paroled	1,766	1,766	0	0	0	0	0
First Parole	854	854	0	0	0	0	0
Re-Parole	912	912	0	0	0	0	0
Released to CYA Parole	1	1	0	0	0	0	0
Discharged	235	17	22	0	0	0	196
Died	1	1	0	0	0	0	0
Other Releases	1,082	1,027	50	0	0	1	4
Fed/State/CYA	2	2	0	0	0	0	0
Escape	1	1	0	0	0	0	0
Court	517	504	11	0	0	1	1
Jail	52	52	0	0	0	0	0
Hospital/Medical	438	396	39	0	0	0	3
Temp. Community Leave	1	1	0	0	0	0	0
Other	71	71	0	0	0	0	0
Net Received-Released	-271	-276	0	0	1	0	4
Uncategorized Moves	-9	-7	-2	0	0	0	0
Population: DEC 31, 1990	1,793	1,733	29	1	1	1	28
Departures from Temp. Release	100	91	8	0	0	0	1
Paroled	83	83	0	0	0	0	0
First Parole	38	38	0	0	0	0	0
Re-Parole	45	45	0	0	0	0	0
Discharged	13	4	8	0	0	0	1
Died	4	4	0	0	0	0	0

REPORT # MOVE-5

FEMALE PRISON POPULATION MOVEMENTS
 Annual Report:
 CALIF. REHABILITATION CENTER - NORCO
 JANUARY 1, 1990 - DECEMBER 31, 1990

Movement	Total	Commitment Type	
		Felon	Civil Narc. Addict
Population: JAN 1, 1990	860	372	488
Total Received	1,779	472	1,307
Transfers in	525	365	160
New Admissions	485	1	484
Parole Returns	564	52	512
PRTC and OPRTFT	557	51	506
PWNT and OPRWNT	7	1	6
Pending Revocation	0	0	0
Psychiatric Returns	0	0	0
CYA Parole Returns	0	0	0
Other Admissions>Returns	205	54	151
Fed/State/CYA	0	0	0
Escape	0	0	0
Court	142	35	107
Jail	1	1	0
Hospital/Medical	58	18	40
Temp. Community Leave	0	0	0
Other	4	0	4
Total Released	1,838	609	1,229
Transfers out	342	165	177
Paroled	1,170	330	840
First Parole	1,114	274	840
Re-Parole	56	56	0
Released to CYA Parole	0	0	0
Discharged	87	30	57
Died	0	0	0
Other Releases	239	84	155
Fed/State/CYA	0	0	0
Escape	0	0	0
Court	156	45	111
Jail	11	11	0
Hospital/Medical	58	18	40
Temp. Community Leave	0	0	0
Other	14	10	4
Net Received-Released	-59	-137	78
Uncategorized Moves	-5	0	-5
Population: DEC 31, 1990	796	235	561
Departures from Temp. Release	30	27	3
Paroled	30	27	3
First Parole	29	26	3
Re-Parole	1	1	0
Discharged	0	0	0
Died	0	0	0

REPORT # MOVE-5

FEMALE PRISON POPULATION MOVEMENTS
 Annual Report:
 NORTHERN CALIF. WOMEN'S FACILITY - STOCKTON
 JANUARY 1, 1990 - DECEMBER 31, 1990

Movement	Commitment Type		
	Total	Felon	Safe-keeper
Population: JAN 1, 1990	579	579	0
Total Received	1,253	1,251	2
Transfers in	1,152	1,151	1
New Admissions	1	0	1
Parole Returns	0	0	0
PRTC and OPRTFT	0	0	0
PWNT and OPRWNT	0	0	0
Pending Revocation	0	0	0
Psychiatric Returns	0	0	0
CYA Parole Returns	0	0	0
Other Admissions>Returns	100	100	0
Fed/State/CYA	1	1	0
Escape	0	0	0
Court	81	81	0
Jail	6	6	0
Hospital/Medical	11	11	0
Temp. Community Leave	1	1	0
Other	0	0	0
Total Released	1,297	1,295	2
Transfers out	236	235	1
Paroled	891	891	0
First Parole	502	502	0
Re-Parole	389	389	0
Released to CYA Parole	0	0	0
Discharged	23	22	1
Died	0	0	0
Other Releases	147	147	0
Fed/State/CYA	0	0	0
Escape	0	0	0
Court	102	102	0
Jail	25	25	0
Hospital/Medical	13	13	0
Temp. Community Leave	2	2	0
Other	5	5	0
Net Received-Released	-44	-44	0
Uncategorized Moves	-3	-3	0
Population: DEC 31, 1990	532	532	0
Departures from Temp. Release	49	49	0
Paroled	46	46	0
First Parole	20	20	0
Re-Parole	26	26	0
Discharged	2	2	0
Died	1	1	0

REPORT # MOVE-5

FEMALE PRISON POPULATION MOVEMENTS
 Annual Report:
 SIERRA CONSERVATION CENTER - JAMESTOWN
 JANUARY 1, 1990 - DECEMBER 31, 1990

Commitment Type		
Movement	Total	Felon
Population: JAN 1, 1990	319	319
Total Received	1,328	1,328
Transfers in	1,326	1,326
New Admissions	0	0
Parole Returns	0	0
PRTC and OPRTFT	0	0
PWNT and OPRWNT	0	0
Pending Revocation	0	0
Psychiatric Returns	0	0
CYA Parole Returns	0	0
Other Admissions>Returns	2	2
Fed/State/CYA	0	0
Escape	0	0
Court	0	0
Jail	0	0
Hospital/Medical	2	2
Temp. Community Leave	0	0
Other	0	0
Total Released	1,324	1,324
Transfers out	964	964
Paroled	320	320
First Parole	318	318
Re-Parole	2	2
Released to CYA Parole	0	0
Discharged	0	0
Died	0	0
Other Releases	40	40
Fed/State/CYA	0	0
Escape	4	4
Court	28	28
Jail	2	2
Hospital/Medical	3	3
Temp. Community Leave	0	0
Other	3	3
Net Received-Released	4	4
Uncategorized Moves	-1	-1
Population: DEC 31, 1990	322	322
Departures from Temp. Release	9	9
Paroled	7	7
First Parole	7	7
Re-Parole	0	0
Discharged	2	2
Died	0	0

REPORT # MOVE-5

FEMALE PRISON POPULATION MOVEMENTS
 Annual Report:
 COMMUNITY BASED FACILITY - RENT I
 JANUARY 1, 1990 - DECEMBER 31, 1990

Movement	Commitment Type	
	Total	Felon
Population: JAN 1, 1990	188	188
Total Received	809	809
Transfers in	767	767
New Admissions	0	0
Parole Returns	23	23
PRTC and OPRTFT	23	23
PWNT and OPRWNT	0	0
Pending Revocation	0	0
Psychiatric Returns	0	0
CYA Parole Returns	0	0
Other Admissions>Returns	19	19
Fed/State/CYA	3	3
Escape	3	3
Court	11	11
Jail	0	0
Hospital/Medical	0	0
Temp. Community Leave	0	0
Other	2	2
Total Released	802	802
Transfers out	67	67
Paroled	684	684
First Parole	143	143
Re-Parole	541	541
Released to CYA Parole	2	2
Discharged	14	14
Died	0	0
Other Releases	35	35
Fed/State/CYA	0	0
Escape	13	13
Court	19	19
Jail	3	3
Hospital/Medical	0	0
Temp. Community Leave	0	0
Other	0	0
Net Received-Released	7	7
Uncategorized Moves	-18	-18
Population: DEC 31, 1990	177	177
Departures from Temp. Release	10	10
Paroled	10	10
First Parole	2	2
Re-Parole	8	8
Discharged	0	0
Died	0	0

REPORT # MOVE-5

FEMALE PRISON POPULATION MOVEMENTS
 Annual Report:
 COMMUNITY BASED FACILITY -RENT II
 JANUARY 1, 1990 - DECEMBER 31, 1990

Commitment Type		
Movement	Total	Felon
Population: JAN 1, 1990	85	85
Total Received	228	228
Transfers in	216	216
New Admissions	0	0
Parole Returns	0	0
PRTC and OPRTFT	0	0
PWNT and OPRWNT	0	0
Pending Revocation	0	0
Psychiatric Returns	0	0
CYA Parole Returns	0	0
Other Admissions>Returns	12	12
Fed/State/CYA	3	3
Escape	4	4
Court	0	0
Jail	0	0
Hospital/Medical	2	2
Temp. Community Leave	0	0
Other	3	3
Total Released	244	244
Transfers out	50	50
Paroled	173	173
First Parole	173	173
Re-Parole	0	0
Released to CYA Parole	1	1
Discharged	2	2
Died	0	0
Other Releases	18	18
Fed/State/CYA	0	0
Escape	16	16
Court	0	0
Jail	0	0
Hospital/Medical	2	2
Temp. Community Leave	0	0
Other	0	0
Net Received-Released	-16	-16
Uncategorized Moves	-9	-9
Population: DEC 31, 1990	60	60
Departures from Temp. Release	0	0
Paroled	0	0
First Parole	0	0
Re-Parole	0	0
Discharged	0	0
Died	0	0

REPORT # MOVE-5

FEMALE PRISON POPULATION MOVEMENTS
 Annual Report:
 COMMUNITY BASED FACILITY - RENT III
 JANUARY 1, 1990 - DECEMBER 31, 1990

Commitment Type		
Movement	Total	Felon
Population: JAN 1, 1990	61	61
Total Received	223	223
Transfers in	198	198
New Admissions	0	0
Parole Returns	2	2
PRTC and OPRTFT	2	2
PWNT and OPRWNT	0	0
Pending Revocation	0	0
Psychiatric Returns	0	0
CYA Parole Returns	0	0
Other Admissions>Returns	23	23
Fed/State/CYA	0	0
Escape	23	23
Court	0	0
Jail	0	0
Hospital/Medical	0	0
Temp. Community Leave	0	0
Other	0	0
Total Released	238	238
Transfers out	15	15
Paroled	174	174
First Parole	172	172
Re-Parole	2	2
Released to CYA Parole	0	0
Discharged	1	1
Died	0	0
Other Releases	48	48
Fed/State/CYA	0	0
Escape	48	48
Court	0	0
Jail	0	0
Hospital/Medical	0	0
Temp. Community Leave	0	0
Other	0	0
Net Received-Released	-15	-15
Uncategorized Moves	-4	-4
Population: DEC 31, 1990	42	42
Departures from Temp. Release	2	2
Paroled	2	2
First Parole	2	2
Re-Parole	0	0
Discharged	0	0
Died	0	0

REPORT # MOVE-5

FEMALE PRISON POPULATION MOVEMENTS
 Annual Report:
 COMMUNITY BASED FACILITY - RENT IV
 JANUARY 1, 1990 - DECEMBER 31, 1990

Commitment Type		
Movement	Total	Felon
Population: JAN 1, 1990	116	116
Total Received	651	651
Transfers in	589	589
New Admissions	0	0
Parole Returns	33	33
PRTC and OPRTFT	33	33
PWNT and OPRWNT	0	0
Pending Revocation	0	0
Psychiatric Returns	0	0
CYA Parole Returns	0	0
Other Admissions>Returns	29	29
Fed/State/CYA	0	0
Escape	6	6
Court	0	0
Jail	0	0
Hospital/Medical	0	0
Temp. Community Leave	0	0
Other	23	23
Total Released	646	646
Transfers out	132	132
Paroled	479	479
First Parole	141	141
Re-Parole	338	338
Released to CYA Parole	1	1
Discharged	1	1
Died	0	0
Other Releases	33	33
Fed/State/CYA	0	0
Escape	32	32
Court	1	1
Jail	0	0
Hospital/Medical	0	0
Temp. Community Leave	0	0
Other	0	0
Net Received-Released	5	5
Uncategorized Moves	-3	-3
Population: DEC 31, 1990	118	118
Departures from Temp. Release	1	1
Paroled	1	1
First Parole	0	0
Re-Parole	1	1
Discharged	0	0
Died	0	0

REPORT # MOVE-5

FEMALE PRISON POPULATION MOVEMENTS
 Annual Report:
 CALIF. INSTITUTION FOR WOMEN (RECEPTION) - FRONTERA
 JANUARY 1, 1990 - DECEMBER 31, 1990

Movement	Total	Felon	Commitment Type		
			Civil Narc. Addict	From Other States	County Diagnostic
Population: JAN 1, 1990	272	244	0	0	28
Total Received	9,519	9,041	187	1	310
Transfers in	3,290	3,063	158	0	69
New Admissions	3,701	3,455	5	1	240
Parole Returns	2,358	2,358	0	0	0
PRTC and OPRFTT	74	74	0	0	0
PWNT and OPRWNT	840	840	0	0	0
Pending Revocation	1,444	1,444	0	0	0
Psychiatric Returns	0	0	0	0	0
CYA Parole Returns	2	2	0	0	0
Other Admissions>Returns	168	163	4	0	1
Fed/State/CYA	9	9	0	0	0
Escape	16	16	0	0	0
Court	125	122	3	0	0
Jail	2	2	0	0	0
Hospital/Medical	13	11	1	0	1
Temp. Community Leave	0	0	0	0	0
Other	3	3	0	0	0
Total Released	9,569	9,074	166	1	328
Transfers out	9,384	8,951	163	1	269
Paroled	54	54	0	0	0
First Parole	23	23	0	0	0
Re-Parole	31	31	0	0	0
Released to CYA Parole	0	0	0	0	0
Discharged	58	1	1	0	56
Died	0	0	0	0	0
Other Releases	73	68	2	0	3
Fed/State/CYA	1	1	0	0	0
Escape	0	0	0	0	0
Court	42	42	0	0	0
Jail	3	3	0	0	0
Hospital/Medical	26	21	2	0	3
Temp. Community Leave	0	0	0	0	0
Other	1	1	0	0	0
Net Received-Released	-50	-33	1	0	-18
Uncategorized Moves	44	44	0	0	0
Population: DEC 31, 1990	266	255	1	0	10
Departures from Temp. Release	4	4	0	0	0
Paroled	4	4	0	0	0
First Parole	1	1	0	0	0
Re-Parole	3	3	0	0	0
Discharged	0	0	0	0	0
Died	0	0	0	0	0

REPORT # MOVE-5

Female Prison Population Movements
 Annual Report:
 CENTRAL CALIFORNIA WOMEN'S FACILITY (RECEPTION) - CHOWCHILLA
 JANUARY 1, 1990 - DECEMBER 31, 1990

Movement	Total	Felon	Commitment Type		
			Civil Narc. Addict	Federal Cases	County Diagnostic
Population: JAN 1, 1990	0	0	0	0	0
Total Received	289	270	11	1	7
Transfers in	3	1	0	0	2
New Admissions	158	147	5	1	5
Parole Returns	110	106	4	0	0
PRTC and OPRTFT	24	20	4	0	0
PWNT and OPRWNT	34	34	0	0	0
Pending Revocation	52	52	0	0	0
Psychiatric Returns	0	0	0	0	0
CYA Parole Returns	0	0	0	0	0
Other Admissions>Returns	18	16	2	0	0
Fed/State/CYA	0	0	0	0	0
Escape	0	0	0	0	0
Court	15	13	2	0	0
Jail	0	0	0	0	0
Hospital/Medical	3	3	0	0	0
Temp. Community Leave	0	0	0	0	0
Other	0	0	0	0	0
Total Released	70	63	6	0	1
Transfers out	55	48	6	0	1
Paroled	2	2	0	0	0
First Parole	0	0	0	0	0
Re-Parole	2	2	0	0	0
Released to CYA Parole	0	0	0	0	0
Discharged	1	1	0	0	0
Died	0	0	0	0	0
Other Releases	12	12	0	0	0
Fed/State/CYA	0	0	0	0	0
Escape	0	0	0	0	0
Court	7	7	0	0	0
Jail	0	0	0	0	0
Hospital/Medical	5	5	0	0	0
Temp. Community Leave	0	0	0	0	0
Other	0	0	0	0	0
Net Received-Released	219	207	5	1	6
Uncategorized Moves	5	5	0	0	0
Population: DEC 31, 1990	224	212	5	1	6
Departures from Temp. Release	1	1	0	0	0
Paroled	1	1	0	0	0
First Parole	0	0	0	0	0
Re-Parole	1	1	0	0	0
Discharged	0	0	0	0	0
Died	0	0	0	0	0

REPORT # MOVE-5

Female Prison Population Movements
 Annual Report:
 NORTHERN CALIF. WOMEN'S FACILITY (RECEPTION) - STOCKTON
 JANUARY 1, 1990 - DECEMBER 31, 1990

Movement	Commitment Type			
	Total	Felon	Safe-keeper	Civil Narc. Addict
Population: JAN 1, 1990	164	164	0	0
TOTAL RECEIVED	1,656	1,654	1	1
Transfers in	76	76	0	0
New Admissions	2	0	1	1
Parole Returns	1,388	1,388	0	0
PRTC and OPRTFT	295	295	0	0
PWNT and OPRWNT	1	1	0	0
PENDING REVOCATION	1,093	1,093	0	0
Psychiatric Returns	0	0	0	0
CYA Parole Returns	6	6	0	0
Other Admissions>Returns	183	183	0	0
Fed/State/CYA	3	3	0	0
Escape	4	4	0	0
Court	35	35	0	0
Jail	136	136	0	0
Hospital/Medical	5	5	0	0
Temp. Community Leave	0	0	0	0
Other	0	0	0	0
TOTAL RELEASED	1,662	1,660	1	1
TRANSFERS OUT	1,128	1,126	1	1
Paroled	317	317	0	0
First Parole	12	12	0	0
Re-Parole	305	305	0	0
Released to CYA Parole	3	3	0	0
Discharged	10	10	0	0
Died	0	0	0	0
Other Releases	204	204	0	0
Fed/State/CYA	0	0	0	0
Escape	0	0	0	0
Court	44	44	0	0
Jail	154	154	0	0
Hospital/Medical	6	6	0	0
Temp. Community Leave	0	0	0	0
Other	0	0	0	0
Net Received-Released	-6	-6	0	0
Uncategorized Moves	14	14	0	0
Population: DEC 31, 1990	172	172	0	0
Departures from Temp. Release	28	28	0	0
Paroled	27	27	0	0
First Parole	0	0	0	0
Re-Parole	27	27	0	0
Discharged	1	1	0	0
Died	0	0	0	0

REPORT # MOVE-5

PRISON POPULATION MOVEMENTS
ANNUAL REPORT:
JANUARY 1, 1990 - DECEMBER 31, 1990

The Prison Population Movements Report reflects male and female inmate movements as of the date they were posted to the Offender Based Information System (OBIS). Report categories that are not self explanatory are defined as follows:

New Admissions	Inmates newly received from court in an institution. Excluded are Sacco cases(i.e., paper cases).
PRTC and OPRTFT	Parolees returned to custody and outpatients returned to finish commitment.
PWNT and OPRWNT	Parolees returned with a new felony commitment AND outpatients returned with a new civil commitment.
Pending Revocation	One who has committed a violation of parole but has yet to have a parole revocation hearing and is being held in county jail or a state prison facility.
CYA Parole Returns	Effective January 1, 1988, CYA took over parole supervision of W&IC 1731.5(c) cases. This results in CYA supervised W&IC 1731.5(c) cases being returned directly to CDC institutions.
Federal/State/ CYA	Inmates returned from or released to federal institutions, other state institutions or the California Youth Authority.
Other Received/ Released	Inmates returned from or released to bail, own recognizance or emergency fire fighting.
First Parole	Inmates who were paroled for the first time as a new commitment or PWNT and all inmates released to outpatient status. (OBIS does not distinguish between first paroled and re-paroled for Civil Addicts returned to outpatient status.)
Released to CYA Parole	Effective January 1, 1988, CYA took over parole supervision of W&IC 1731.5(C) cases. This results in CDC W&IC 1731.5(C) cases being transferred directly to CYA parole.
Total Received	New admissions, parole returns and all inmates returned from temporary release from the institution.
Total Released	Inmates who were paroled, discharged, died or who were temporarily released from an institution.
Net Received/ Released	The difference between the total number of inmates received in the institutions and the total number of inmates released from the institutions during the specified time period.
Uncategorized Moves	Represents multiple moves in the OBIS system that do not fit into any of the predefined categories.
Departures from Temporary Release	Inmates who are released to parole, discharges or died while on temporary release status. Temporary release status includes inmates out-to-court, escapees, and those released to jail, to federal custody, to medical treatment or hospitalization, and the community.