




# CRIME IN WEST VIRGINIA 1988



125840  
048291

U.S. Department of Justice  
National Institute of Justice  
125840  
West Virginia Dept. of Public Safety



Gaston Caperton  
Governor

Colonel J. R. Buckalew  
Superintendent



## IN MEMORY

From 1973 through 1988, West Virginia has had the distinction of being the state with the lowest crime rate in the nation.

The entire law enforcement community and the citizens of the West Virginia should be applauded for the cooperative effort which made this distinction a reality. The 1988 edition of "Crime in West Virginia" is dedicated to those law enforcement officers who have paid the supreme sacrifice in the protection of their communities. The following is a list of all West Virginia officers killed in the line of duty since 1972.

|      |   |  |                                       |
|------|---|--|---------------------------------------|
| 1972 | Chief M. R. Lucas<br>Constable Crockett Booth   | Milton PD<br>McDowell Co.  | Aug 4<br>Aug. 21                      |
| 1975 | Dep. Jesse J. Blevins, Jr.<br>Sgt. David Lilly<br>Dep. Roger Lee Treadway                                 | Monroe SO<br>Beckley PD<br>Fayette SO                                  | Feb 21<br>May 12<br>May 12            |
| 1976 | Sheriff Elvin (Pete) Wedge<br>Dep. Kenneth W. Love<br>Dep. Ernest Hesson<br>Sheriff Park Richards         | Mason SO<br>Mason SO<br>Mason SO<br>Calhoun SO                         | Mar 3<br>Mar 3<br>Mar 3<br>Nov 18     |
| 1977 | Tpr. Thomas D. Hercules<br>Tpr. Charles H. Johnson<br>Dep. George Maynard<br>Tpr. Bruce Brown             | Berkely Springs SP<br>Berkeley Springs SP<br>McDowell SO<br>Parsons SP | Jan 12<br>Jan 12<br>Sept 3<br>Oct 11  |
| 1978 | Conservation Off.<br>Wesley Frame   | Monroe DNR   | Nov 10                                |
| 1979 | Tpr. Phillip Kesner   | Moundsville SP   | Nov 7                                 |
| 1981 | Lt. Delbert Roush, Sr.<br>PtIm. Eddie Ray Duncan<br>Officer Paul Jeffrey Harmon<br>*Sheriff Vincent Zummo | Charleston PD<br>Charleston PD<br>Huntington PD<br>Braxton SO          | Jun 26<br>Jun 26<br>Dec 14<br>Sept 11 |
| 1984 | *Tpr. H. G. Lucas   | Morgantown SP  | Sept 12                               |
| 1985 | Tpr. J. D. Harris<br>PtIm. John R. Tucker   | Buckhannon SP<br>Fort Gay PD   | Jul 11<br>Apr 20                      |
| 1987 | Tpr. W. H. (Bill) Phillips  | Dept. Hdqs. SP   | Jul 30                                |

\*Killed in helicopter crash.

May we always remember.



STATE OF WEST VIRGINIA  
OFFICE OF THE GOVERNOR  
CHARLESTON 25305

GASTON CAPERTON  
GOVERNOR

GREETINGS FROM THE GOVERNOR

We all feel the effects of crime; either directly or indirectly. Although West Virginia has been fortunate enough to enjoy the lowest crime rate nationwide for many consecutive years, the impact of crime still influences our way of life.

With the aid of the statistics presented in this publication, Crime in West Virginia, the law enforcement community and the general public alike can be made aware of West Virginia's total crime picture and knowledgeably direct our efforts to combat crime.

Just as the fight against crime requires the cooperation of all citizens, the compiling of the comprehensive and accurate data in this annual requires the cooperation of all contributing law enforcement agencies. The concerted effort of the agencies is greatly appreciated.

With the diligence and dedication of all citizens and law enforcement officers, West Virginia will continue to have a criminal justice system that operates in a positive manner and its population may continue to enjoy life with only a minimal impact from crime.

Sincerely,

*Gaston Caperton*  
Gaston Caperton  
Governor

GC/jh



Department of Public Safety  
(West Virginia State Police)  
725 Jefferson Road  
South Charleston, West Virginia 25309

Gaston Caperton  
Governor

Colonel J. R. Buckalew  
Superintendent

The Honorable Gaston Caperton  
Governor of West Virginia  
State Capitol Building  
Charleston, West Virginia 25305

Dear Governor Caperton:

Pursuant to Chapter 15, Article 2, Section 24 of the code of West Virginia, I proudly submit the seventeenth annual report on Crime in West Virginia.

The report is a summary for the year 1988 of the monthly statistics compiled by 303 state, county and municipal law enforcement agencies within the state. These statistics enable law enforcement agencies to define crime trends and identify the extent, type and location of present criminal activity. In addition to these agencies, legislators, municipal and county planners, the media, sociologists and other members of the criminal justice community utilize these figures in research and planning activities.

West Virginia's low crime rate is an encouraging social indicator of the high quality of life available within this state.

A comprehensive and reliable report would not be possible without the cooperation of all West Virginia law enforcement agencies in submitting accurate, complete and timely reports. We commend their diligence.

Sincerely yours,

A handwritten signature in black ink, appearing to read "J. R. Buckalew".

COLONEL J. R. BUCKALEW  
SUPERINTENDENT

JRB/sgm:sc

## TABLE OF CONTENTS

|   |                 |
|---|-----------------|
| In Memory .....   | <b>Overleaf</b> |
| Introductory Letter .....                                     | i               |
| Letter of Transmittal .....                                   | ii              |
| Introduction .....  | 1-3             |
| Classification of Offenses .....                              | 4-9             |
| Profile, State of West Virginia .....                         | 10              |
| Crime Factors .....   | 11              |
| West Virginia Crime Clock .....                               | 12              |
| Annual Report Synopsis .....                                  | 13, 14          |
| County Crime Rates .....                                      | 16              |
| Crime Rates in Class I, II and III Cities .....               | 17, 18          |
| Crime Rates by Counties and Percent Change Offense Data ..... | 19              |
| Crime Rates by Agency and Percent Change .....                | 20              |
| Criminal Homicide Murder .....                                | 30              |
| Murder - County Crime Rate .....                              | 32              |
| Crime Rates in Class I, II and III Cities .....               | 33, 34          |
| Forcible Rape .....   | 38              |
| Forcible Rape - County Crime Rate .....                       | 41              |
| Crime Rates in Class I, II and III Cities .....               | 42, 43          |
| Robbery .....   | 44              |
| Robbery - County Crime Rate .....                             | 47              |
| Crime Rates in Class I, II and III Cities .....               | 48, 49          |
| Felonious Assault .....                                       | 51              |
| Felonious Assault - County Crime Rate .....                   | 53              |
| Crime Rates in Class I, II and III Cities .....               | 54              |
| Breaking & Entering .....                                     | 57              |
| Breaking & Entering - County Crime Rate .....                 | 59              |
| Crime Rates in Class I, II and III Cities .....               | 60, 61          |
| Larceny/Theft .....   | 64              |
| Larceny/Theft - County Crime Rate .....                       | 64              |
| Crime Rates in Class I, II and III Cities .....               | 66              |
| Motor Vehicle Theft .....                                     | 67              |
| Motor Vehicle Theft - County Crime Rate .....                 | 71              |
| Crime Rates in Class I, II and III Cities .....               | 73              |
| West Virginia Regional Crime .....                            | 74, 75          |
| West Virginia Arrest Data .....                               | 77              |
| Violent Crime .....   | 80              |
| Property Crime .....  | 80              |
| Narcotic Drug Law Arrests .....                               | 80              |
| Gambling Arrests .....  | 81              |
| Juvenile Disposition Data .....                               | 81              |
| Law Enforcement Data .....                                    | 88              |
| Police Employee Data .....                                    | 89              |
| Law Enforcement Officers Killed and Assaulted .....           | 90              |
| State, County, Municipal Offense Data .....                   | 94-136          |
| Part I Offenses .....   | 94-136          |
| State, County, Municipal Arrest Data .....                    | 137-171         |
| Part I Arrests .....  | 137-171         |
| Part II Arrests .....   | 172-206         |
| Department of Natural Resources Arrest Data .....             | 207, 208        |
| Arson .....   | 209             |
| Domestic Violence .....                                       | 211             |
| Controlled Substances .....                                   | 217             |
| Glossary of Terms .....                                       | 218, 219        |

## LIST OF TABLES, CHARTS and MAPS

|   |            |
|---|------------|
| Map of Index Crime Rate by County .....   | 15         |
| Crime Index Offenses by Month .....   | 22         |
| Violent Crime Offenses by Month .....   | 23         |
| Non-Violent Property Offenses by Month .....  | 24         |
| Value of Property Stolen by Type of Offense .....                                     | 25         |
| West Virginia Crime Index Five Year Recapitulation .....                              | 26         |
| Five Year Offense Trends .....  | 27, 28, 29 |
| Map of Murder Crime Rate by County .....  | 31         |
| Murder Offenses by Month .....  | 35         |
| Murders by Type of Weapon/Circumstances .....   | 36         |
| Murders by Age, Sex and Race .....  | 37         |
| Map of Forcible Rape Crime Rate by County .....                                       | 39         |
| Forcible Rape Offenses by Month .....   | 40         |
| Robbery by Type of Weapon .....   | 44         |
| Map of Robbery Crime Rate by County .....   | 45         |
| Robbery Offenses by Month .....   | 46         |
| Robbery-Value of Property Stolen .....  | 50         |
| Felonious Assault by Type of Weapon .....   | 51         |
| Map of Felonious Assault Crime Rate by County .....                                   | 52         |
| Felonious Assault Offenses by Month .....   | 53         |
| Breaking and Entering by Type of Entry .....  | 57         |
| Map of Breaking and Entering Crime Rate by County .....                               | 58         |
| Breaking and Entering Offenses by Month .....   | 59         |
| Breaking and Entering/Value of Property Stolen .....                                  | 63         |
| Map of Larceny/Theft Crime Rate by County .....                                       | 65         |
| Larceny/Theft Offenses by Month .....   | 66         |
| Value of Property Stolen .....  | 70         |
| Motor Vehicle Theft by Type of Motor Vehicle .....                                    | 71         |
| Map of Motor Vehicle Theft Crime Rate by County .....                                 | 72         |
| Motor Vehicle Theft Offenses by Month .....   | 73         |
| Percent Crime Distribution by Regions .....   | 78         |
| Total Offenses of Crime Rates by Regions .....  | 79         |
| Monthly and Five-Year Arrest Trends .....   | 82         |
| Total West Virginia Arrests .....   | 83         |
| Total Arrests by Race .....   | 84         |
| Total Arrests by Age .....  | 85         |
| Law Enforcement Employee Data .....   | 89         |
| Police Officers Assaulted Summary .....   | 90         |
| Analysis of Assaults on Law Enforcement Officers .....                                | 91         |
| Part I Offenses .....   | 94-136     |
| Part I Arrests .....  | 137-171    |
| Part II Arrests .....   | 172-206    |
| Department of Natural Resources by District .....                                     | 207        |
| DNR Arrests by Age .....  | 208        |
| Arson Volume .....  | 209        |
| Breakdown of Arson Offenses and Property Damage .....                                 | 210        |
| Domestic Violence by Relationship, Month and Day of the week .....                    | 212        |
| Child Abuse Cases from Human Services .....   | 213        |
| Domestic Violence - Activity by Agency .....  | 214-216    |
| Purchased or Confiscated Controlled Substances and Their Estimated Street Value ..... | 217        |
| Map of West Virginia .....  | Back Cover |

# INTRODUCTION

The West Virginia Uniform Crime Reporting (UCR) Program is a uniform, statewide method of collecting statistical crime data, under the direction of the Uniform Crime Reporting Section of the Criminal Identification Bureau, West Virginia Department of Public Safety. Its purpose is two-fold:

1. To provide a consolidated annual report concerning crime in West Virginia, and
2. To report state-wide crime statistics from a single agency to the Federal Bureau of Investigation

## National Uniform Crime Reporting Program

The counterpart of all state-wide UCR programs is the National UCR Program under the direction of the Federal Bureau of Investigation. This National program was the result of a need for nation-wide uniform compilation of crime statistics. Uniform Crime Reports were first collected in 1930 after being developed by a committee of the International Association of Chiefs of Police. Today the IACP continues to serve in an advisory capacity to the FBI in its operation of the UCR program.

In the last several years the FBI has been actively assisting individual states in the development of state-wide programs for the collection of law enforcement statistics. Although individual UCR programs may vary from state to state, all state programs must be compatible with the National UCR Program. Presently there are 41 operational state-level UCR Programs. Crime statistics submitted by individual law enforcement agencies from all fifty (50) states, whether reported through state-level UCR programs or directly to the FBI, are presented annually in the FBI's Uniform Crime Reports publication, **Crime In the United States**.

## West Virginia Uniform Crime Reporting Program

Taking advantage of the invaluable assistance provided, West Virginia developed its own state-wide program for collection of law enforcement statistics.

### Purpose and Objectives

The fundamental objectives of the West Virginia UCR Program are:

1. Inform the Governor, Legislature, other government officials, and the public as to the nature of the crime problem in West Virginia, its magnitude and its trends.
2. Provide the FBI with complete crime data to be included in the National crime reports.
3. Provide law enforcement administrators with the best possible data available to help combat individual crime problem areas.
4. Determine who commits crimes by age, sex, race and ethnic origin and by other attributes in order to find the proper focus for crime prevention and enforcement.
5. Provide base data and statistics to measure the workload and effectiveness of West Virginia's Criminal Justice System, to measure the effect of prevention and deterrence programs, and to assist in the assessment of social and other causes of crime for the development of theories on criminal behavior.

### Development

The West Virginia Legislature, in the Criminal Identification Bureau Act of 1971, established the Uniform Crime Reporting Statute.

**Criminal Identification Bureau Act of 1971  
Chapter 15, Article 2, Section 24, Sub-Section I**

(i) All state, county and municipal law enforcement agencies shall submit to the bureau uniform crime reports setting forth their activities in connection with law enforcement. It shall be the duty of the bureau to adopt and promulgate rules and regulations prescribing the forms, general content, time and manner of submission of such Uniform Crime Reports. Willful or repeated failure by any state, county or municipal law enforcement official to submit the Uniform Crime reports as required in this article shall constitute neglect of duty in public office. The Bureau shall correlate the reports submitted to it and shall compile and submit to the governor and the legislature semi-annual reports based on such reports. A copy of such reports shall be furnished to all prosecuting attorneys and law enforcement agencies.

The responsibility and authority for collection and dissemination of UCR data was given to the West Virginia Department of Public Safety (State Police). This program became operational January 1, 1972.

**Reporting Procedure**

Under the West Virginia UCR Statute, law enforcement agencies are required to submit specified Uniform Crime Reports. The necessary information for each of the required reports is gathered from each agency's record of complaints, investigations and arrests. Offenses are recorded by the municipality and county in which they occur. Municipal law enforcement agencies report those crimes which occur within the cities, and county sheriff's departments and state police report those crimes which occur within the counties but outside of the cities.

Individual agencies are required to submit uniform crime reports on a monthly basis. Law enforcement agencies report the number of offenses reported to them in the following Part I crime categories:

- (1) Criminal Homicide
- (2) Forcible Rape
- (3) Robbery
- (4) Felonious Assault
- (5) Breaking and Entering
- (6) Larceny/Theft
- (7) Motor Vehicle Theft

(Arson became the eighth crime index offense in 1979, however, these statistics are collected in a supplemental form and are shown separately.)

In addition, law enforcement agencies report on a monthly basis supplemental offense information such as the value of property stolen and recovered, the circumstances surrounding homicides and rapes, the age, sex, and race of all persons arrested, and police disposition of juveniles. Police employee data is collected on an annual basis. Information on Domestic Violence is collected on a monthly basis in accordance with the state code 48-2A-9 and the subsequent information summarizes family and household abuse in this state. As of April, 1988, law enforcement agencies began to report to this office a Monthly Controlled Substance Report, which provides information on the quantity and type of drugs purchased or confiscated by law enforcement in West Virginia, as well as the estimated street value of these drugs. This data is included in this edition of **Crime In West Virginia**.

**Verification Process**

An obvious concern in the collection of crime statistics from law enforcement agencies throughout the state is the uniformity and accuracy of data received. All law enforcement agencies are furnished with the Uniform Crime Reporting Handbook which outlines in detail the proper procedures for scoring and classifying offenses. However, program aides such as guides and instructions do not necessarily guarantee the accuracy and correctness of the reports submitted by the agencies. Additional controls therefore are necessary.



Each report received by the UCR Section is recorded, examined and verified for mathematical accuracy, and possibly more important, reasonableness. The elimination of duplication of reporting by agencies receives particular attention. Checks are built into the data processing of the reports to further ensure their validity and accuracy. The UCR Program, however, is still affected to some degree by problems such as incorrect reports, incomplete records, misinterpreted data and human error, as are all statistical programs. In addition, it should be pointed out that there is no way of determining the actual total number of crimes which are committed. Many criminal acts occur which are not reported to official sources. It is for this reason the Uniform Crime Reporting Program focuses its attention in the offenses which are reported to law enforcement agencies.

In spite of these and other shortcomings, the Uniform Crime Reporting Program still provides the best information available concerning crime in West Virginia.

### **Population Data**

The computation of crime rates as they appear in this report by municipality, county and state is based on 1988 population data provided by the Federal Bureau of Investigation through the cooperation and assistance of the United States Bureau of Census.

### **Crime Index**

The tabulations presented in the tables, graphs, and charts in this publication indicate the volume and distribution of crime in West Virginia on the basis of a Crime Index. The crime figures are broken down by municipal, county, regional and state totals.

The Uniform Crime Reporting Program utilizes seven crime classifications—Murder, Forcible Rape, Robbery, Felonious Assault, Breaking & Entering, Larceny/Theft and Motor Vehicle Theft—to establish an index to measure the trend and distribution of crime in the United States. These crimes are counted by law enforcement agencies as they become known to them. These crimes were selected as they represent the most common local crime problems. They are defined as all serious crimes either by their nature or by the volume in which they occur. The crimes, Murder, Forcible Rape, Robbery and Felonious Assault, are categorized as Violent Crime. The crimes Breaking & Entering, Larceny/Theft and Motor Vehicle Theft, are classified as Non-Violent Crimes.

The monthly and annual Uniform Reports received in 1988 from 303 municipal, county and state law enforcement agencies in West Virginia represent 100% of the estimated West Virginia population. The rural population is served by both the state police and sheriff's departments and the crime rate is computed for the rural population rather than for the agency, however, the number of offenses and percent of offenses cleared is listed separately for each agency.

This report provides police executives with a yardstick with which to measure local crime problems. To use this report as an administrative tool, data must be converted to percentages and rates. The most used of crime statistics is the Crime Index Rate which refers to the number of Crime Index Offenses per 100,000 population. Due to the fact that no city in the state has a population over 100,000, calculations for each individual contributing agency are based on the number of offenses per 1,000 persons.

For Uniform Crime Reporting purposes, a Crime Index Offense is cleared when the case has been solved either by arrest or by exceptional clearance.

# CLASSIFICATION OF OFFENSES

Uniformity in reporting under the West Virginia System is based upon the proper classification of offenses by police.

The adoption of the Federal System of Uniform Crime Reporting included the utilization of the offense classifications of that system. Law enforcement in this state has made accurate application of those classifications in the reports submitted to the West Virginia Uniform Crime Reporting System.

In view of the need for compatibility with the federal system, "offenses" under the program are not distinguished by designation of "high misdemeanors," "misdemeanors," or violations of municipal ordinances. The explanations of offense classifications may vary slightly with those employed at the federal level because the language used is that familiar to law enforcement in this state. However, the major categories of offense classification remain the same as those employed on the national level.

## Part I Offenses

Offense data consists of information that has been extracted from reports of Part I crimes that have come to the attention of West Virginia law enforcement agencies. In general, Part I crimes are those serious crimes that are usually reported to law enforcement agencies. They consist of the following offenses:

### Offense Classifications

#### (1) Homicide

- 1a. **Murder and Non-Negligent Manslaughter**—The unlawful killing of a human being with malice aforethought.

General Rule—Any death due to a fight, argument, quarrel, assaults or commission of a crime.

- 1b. **Manslaughter by Negligence**—The unlawful killing of a human being, by another, without malice aforethought.

General Rule—The killing may result from the commission of an unlawful act or from a lawful act performed with gross negligence. Traffic deaths may be classified as such when due to gross negligence of someone rather than the victim.

#### (2) Forcible Rape

- 2a. **Rape by Force**—The carnal knowledge of a female forcibly against her will.

General Rule—Forcible rape of a female but excluding carnal abuse (Statutory Rape) or other sex offenses.

- 2b. **Assault to Rape-Attempts**—All assaults and attempts to rape.

- (3) **Robbery**—The felonious and forcible taking of the property of another, against his will, by violence or by putting him in fear. Includes all attempts.

- 3a. **Gun**—All robberies and attempted robberies involving the use of any type firearm (revolvers, automatic pistols, shotguns, zip guns, rifles, pellet guns, etc.)

- 3b. **Knife or Cutting Instrument**—All robberies and attempted robberies involving the use of cutting or stabbing objects (knife, razor, hatchet, axe, cleaver, scissors, glass, broken bottle, dagger, ice pick, etc.)
- 3c. **Other Dangerous Weapons**—All robberies or attempted robberies when any other object or thing is used as a weapon. (This includes clubs, bricks, jack handles, bottles, explosives, acid, etc.)
- 3d. **Strong Arm-Hands, Fists, Feet, Etc.**—All Robberies which includes muggings and similar offenses where no weapon is used, but strong arm tactics are employed to deprive the victim of his property. This is limited to hands, arms, fists, feet, etc. As in armed robbery, this includes all attempts.
- (4) **Assaults**—An assault is an attempt or offer, with unlawful force or violence, to do physical injury to another.

General Rule—All assaults will be classified in the following categories, excluding assaults with intent to rob or rape.

- 4a. **Gun**—All assaults and attempted assaults involving the use of any type of firearms. (Revolvers, automatic pistols, shotguns, zip guns, pellet guns, etc.)
- 4b. **Knife or Cutting Instrument**—All assaults and attempted assaults, involving the use of cutting or stabbing objects (knife, razor, hatchet, axe, cleaver, scissors, glass, broken bottle, dagger, ice pick, etc.).
- 4c. **Other Dangerous Weapon**—All assaults or attempted assaults when any other object or thing is used as a weapon. (Clubs, bricks, pick handles, bottles, acid, explosives, lye, poison, scalding water and cases of attempted drowning, burning, etc.).
- 4d. **Hands, Fists, Feet, Etc.-Felonious**—Assaults which are of a felonious nature when hands, fists, feet, etc., are used. To be classified as felonious assault, the attack must result in serious personal injury.
- 4e. **Other Assaults-Not Felonious**—All offenses of simple assault and assault and battery.
- (5) **Breaking and Entering**—Unlawful entry or attempted forcible entry of any structure to commit a felony or larceny.

General Rule—Any unlawful entry or attempted forcible entry of any dwelling house, attached structure, public building, shop, office, factory, storehouse, apartment, house trailer, warehouse, mill, barn, other building, houseboat, or railroad car.

**NOTE:** For Uniform Crime Reporting purposes, a breaking and entering with the intent to commit a larceny is classified only as breaking and entering. Breaking and Entering of a motor vehicle with the intent to commit a larceny is classified as larceny.

- 5a. **Forcible Entry**—All offenses where force of any kind is used to enter unlawfully a locked structure, with intent to steal or commit a felony. This includes entry by use of a master key, celluloid, or other device that leaves no outward mark but is used to open a lock. Concealment inside a building, followed by the breaking out of the structure is also included.
- 5b. **Unlawful Entry-No Force**—Any unlawful entry without any evidence of forcible entry.
- 5c. **Attempted Forcible Entry**—When determined that forcible entry has been attempted.

- (6) **Larceny Theft (Except Auto Theft)**—The unlawful taking of the property of another with intent to deprive him of ownership.

General Rule—All larcenies and thefts resulting from pocket-picking, purse snatching, shoplifting, larceny from auto, larcenies of auto parts and accessories, theft of bicycles, larcenies from buildings, and from coin operated machines. Any theft that is not a robbery or the result of breaking and entering is included. Embezzlement, larceny by bailee, fraud or bad check cases are excluded.

- (7) **Motor Vehicle Theft**—The larceny or attempted larceny of a motor vehicle.

General Rule—Thefts and attempted thefts of a motor vehicle. This includes all vehicles which can be registered as a motor vehicle in this state. Excludes where there is a lawful access to the vehicle, such as a family situation or unauthorized use by others with lawful access to the vehicle. (Chauffeur, employees, etc.).

- (8) **Arson**—Include all arrests for violation of State Laws and Municipal Ordinances relating to arson and attempted arson.

General Rule: Any willful or malicious burning or attempt to burn, with or without intent to defraud, a dwelling house, public building, motor vehicle or aircraft, personal property of another, etc. Only fires determined through investigation to have been willfully or maliciously set are to be classified as arsons. Attempts to burn should be included, but fires of suspicious or unknown origins should not be reported.

The hierarchy rule will not apply to the offense of Arson. Any other Crime Index Offense occurring in conjunction with an arson will be reported.

## Part II Offenses

Part II Offenses are made up of all other crimes not classified as Part I crimes. Information on Part II offenses is only reported when an arrest has been made. Part II crimes for UCR purposes are as follows:

- (9) **Other Assaults**—This class is comprised of all assaults and attempted assaults which are simple or minor in nature. These "Other Assaults" are also scored on Return A under item 4e as an Offense Known to Police. However, for the purpose of this return, arrests for this offense are scored in this class.

- (10) **Forgery and Counterfeiting**—In this class are included all offenses dealing with the making, altering, uttering or possessing, with intent to defraud, anything false in the semblance of that which is true.

Include: Altering or forging public or other records. Making, altering, forging, or counterfeiting bills, notes, drafts, tickets, checks, credit cards, etc.

Counterfeiting coins, plates, bank notes, checks, etc.

Possessing or uttering forged or counterfeiting instruments.

Signing the name of another or fictitious person with intent to defraud.

All attempts to commit any of the above.

- (11) **Fraud**—Fraudulent conversion and obtaining money or property by false pretense. **Includes bad checks, confidence games, etc.,** except forgeries and counterfeiting.

- (12) **Embezzlement**—Misappropriation or misapplication of money or property entrusted to one's care, custody or control.
- (13) **Stolen Property: Buying, Receiving, Possessing**—Included in this class are all offenses of buying, receiving, and possession of stolen property, as well as all attempts to commit any of these offenses.
- (14) **Vandalism**—Included in this class are all willful or malicious destruction, injury, disfigurement or defacement of any public or private property, real or personal, without consent of the owner or person having custody or control, by cutting, tearing, breaking, marking, painting, drawing, covering with filth, or any other such means as may be specified by law or ordinance. This offense covers a wide range of malicious behavior directed at property.

(15) **Weapons: Carrying, Possessing, Etc.**

This class deals with violations of weapons laws such as:

Manufacture, sale or possession of deadly weapons.

Carrying deadly weapons.

Furnishing deadly weapons to minors.

Aliens possessing deadly weapons. All attempts to commit the above.

- (16) **Prostitution and Commercialized Vice**—Included in this class are the sex offenses of a commercialized nature, such as:

Prostitution

Keeping bawdy house, disorderly house, or house of ill repute.

Pandering, procuring, transporting or detaining women for immoral purposes, etc.

All attempts to commit any of the above.

- (17) **Sex Offenses**—Except forcible rape, prostitution and commercialized vice. Included are offenses against chastity, common decency, morals, and the like.

Adultery and fornication

Buggery

Incest - (No Force)

Indecent Exposure

Sodomy

Statutory Rape-(No Force)

All attempts to commit any of the above.

- (18) **Narcotic Drug Laws**—Narcotic drug law arrests are reported on the basis of the narcotics used. Include are all arrests for violations of State and Local Ordinances, specifically those relating to the unlawful possession, sale, use, growing, manufacturing and making of narcotic drugs. The following make up subdivisions of narcotic drug law arrests.

Opium or cocaine and their derivatives Morphine, Heroin, Codeine

Marijuana

Synthetic narcotics, manufactured narcotics which can cause true drug addiction.

Demerol, Methadone

Dangerous non-narcotic drugs Barbiturates, Benzedrine

- (19) **Gambling**—Includes all charges which relate to promoting, permitting or engaging in gambling. To provide a more refined collection of gambling arrests, contributors furnish the following breakdown:

Bookmaking (Horse and sport books)

Numbers and lottery

All other

- (20) **Offenses Against the Family and Children**—Included here are all charges of non-support and neglect or abuse of family and children.

Desertion, abandonment, or non-support

Neglect or abuse of child

Non-payment of alimony

- (21) **Driving Under the Influence**—This class is limited to the driving or operating of any vehicle while under the influence of narcotic drugs or alcohol.

- (22) **Liquor Laws**—With the exception of "Drunkenness" (Class 23) and "Driving Under the Influence" (Class 21), liquor law violations, State or Local, are placed in this class. This class does not include Federal violations. Including: Manufacturing, sale, transporting, furnishing, possession, etc.

Maintaining unlawful drinking places

Bootlegging

Operating still

Furnishing liquor to a minor

Using vehicle for illegal transportation of liquor

- (23) **Drunkenness**—Included in this class are all offenses of drunkenness or intoxication, with the exception of "Driving Under the Influence" (Class 21).

Drunk and disorderly

Public intoxication

- (24) **Disorderly Conduct**—In this class, all disorderly persons arrested except those counted in classes 1 through 23 and class 25 are reported.

(25) **Vagrancy**—Placed in this class are arrests for disorderly persons when the person is arrested for failure to give good account of himself.

(26) **All Other Offenses**—Included in this class are every other State or Local offense not included in classes 1 through 25.

Abduction and compelling to marry

Bigamy and polygamy

Blackmail and extortion

Bribery

Contempt of Court

Discrimination, unfair competition

Kidnapping

Offenses contributing to juvenile delinquency except as provided for in classes 1 through 29, such as employment of children in immoral vocations or practices, admitting minors to improper places, etc.

Perjury and subornation of perjury

Possession, repair, manufacture, etc., of burglar's tools

Possession or sale of obscene literature

Unlawful use, possession, etc., of explosives, etc.

(27) **Curfew and Loitering Laws (Juveniles)**—Count all arrests made for violations of local curfew or loitering ordinances.

(28) **Runaway (Juvenile)**—Counted are arrests of runaways from your jurisdiction. Not included are protective custody actions with respect to runaways from other jurisdictions.

# PROFILE

## STATE OF WEST VIRGINIA

West Virginia, truly deserving of its nickname "Mountain State," possesses an abundance of resources — natural, educational and recreational — for its citizens and for visitors to this fine state.

Bordered by the states of Pennsylvania, Maryland, Ohio, Kentucky and Virginia, West Virginia is located between the large population centers of the East and Midwest. Four principal Metropolitan market areas — New York, Chicago, Philadelphia and Detroit — are within a 500 mile radius of the state.

Comprised of 55 counties, with a population in 1988 of 1,884,000 and a density of 77.6 persons per square mile, West Virginia is primarily a rural state. Known best as one of the major coal producing states, West Virginia continues to move to the forefront in terms of energy production, research, and development. In addition to an increased emphasis on coal, natural gas liquids and petroleum continue to be important mineral resources. In the Ohio and Kanawha River Valleys, the chemical industry has become a major economic force in the state. Add to these other resources such as metals and high quality timber from our vast woodlands, and it becomes obvious that West Virginia's economy is quite diverse.

Two areas of improvement West Virginians are quite proud of are in education and in recreation. Advancements in education include three medical schools, an excellent law school, a greatly expanded statewide College of Graduate Studies, as well as many new elementary, secondary, vocational and technical schools throughout the state.

In the area of recreation, West Virginia is a state with an exceptional outdoor recreation base. Its varied topography, climate and resources give it the potential of being a year-round recreation land serving the people of the Eastern United States. With its fine fishing streams, picturesque mountains and abundant forest areas, West Virginia's state parks and forests continue to attract visitors in ever-growing numbers. Skiing has become a very popular winter activity with the State having 4 major ski resorts to offer people in the Eastern U.S.

This profile is presented to help the reader gain a better understanding of the state of West Virginia.



# CRIME FACTORS

Statistics gathered under the Uniform Crime Reporting Program are submitted by the law enforcement agencies of West Virginia and project a state-wide view of crime. Awareness of the presence of certain crime factors, which may influence the resulting volume and type of statistics presented, is necessary if fair and equitable conclusions are to be drawn. These crime-influencing factors are present, to some degree, in every community and their presence affects, in varying degrees, the crime experience of that community. Attempts at comparison of crime figures between communities should not be made without first considering the individual factors present in each community.

Crime, as an outgrowth of society, remains a social problem of grave concern and the police are limited in their role to its suppression and detection. As stated by the President's Commission on Law Enforcement and Administration of Criminal Justice in their report "The Challenge of Crime In A Free Society" (1967-Page 92):

"But the fact that the police deal daily with crime does not mean that they have unlimited power to prevent it, or reduce it, or deter it. The police did not create and cannot resolve the social conditions that stimulate crime. They did not start and cannot stop the convulsive social changes that are taking place in America. They do not enact the laws that they are required to enforce, nor do they dispose of the criminals they arrest. The police are only one part of the criminal justice system; the criminal justice system is only one part of the government; and the government is only one part of society. Insofar as crime is a social phenomenon, crime prevention is the responsibility of every part of society. The criminal process is limited to case by case operations, one criminal or one crime at a time."

Set forth below are some of the conditions which will, by type and volume, affect the crime that occurs from place to place:

Density and size of the community population and the metropolitan area of which it is a part.

Composition of the population with reference particularly to age, sex, race and ethnic origin.

Economic status of the population.

Relative stability of the population, including commuters, seasonal, and other transient types.

Climate, including seasonal weather conditions.

Educational, recreational, and religious characteristics.

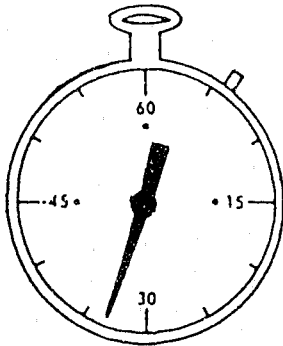
Standards governing appointments to the police force.

Policies of the prosecuting officials and the courts.

Attitude of the public toward law enforcement problems.

The administrative and investigative efficiency of the local law enforcement agency, including the degree of adherence to crime reporting standards.

**WEST VIRGINIA CRIME CLOCK  
1988**



**INDEX CRIMES  
ONE EVERY  
12.5 MINUTES**

**VIOLENT CRIMES  
ONE EVERY  
3.5 HOURS**

**NONVIOLENT CRIMES  
ONE EVERY  
13.2 MINUTES**

**MURDER  
ONE EVERY  
3.9 DAYS**

**FORCIBLE RAPE  
ONE EVERY  
24.8 HOURS**

**ROBBERY  
ONE EVERY  
13.6 HOURS**

**AGGRAVATED ASSAULT  
ONE EVERY  
6.3 HOURS**

**BURGLARY  
ONE EVERY  
45.6 MINUTES**

**LARCENY  
ONE EVERY  
20.9 MINUTES**

**MOTOR VEHICLE THEFT  
ONE EVERY  
2.9 HOURS**

**CRIME IN WEST VIRGINIA  
ANNUAL REPORT SYNOPSIS**

1988

**POPULATION:**

|                 |           |
|-----------------|-----------|
| TOTAL .....     | 1,884,000 |
| RURAL .....     | 1,216,661 |
| MUNICIPAL ..... | 667,339   |

**LAW ENFORCEMENT EMPLOYEES:**

|                      |       |
|----------------------|-------|
| TOTAL .....          | 3,722 |
| SWORN OFFICERS ..... | 2,585 |
| CIVILIANS .....      | 1,137 |

**INDEX CRIME VOLUME:**

|                             |        |
|-----------------------------|--------|
| TOTAL .....                 | 42,208 |
| VIOLENT .....               | 2,447  |
| MURDER .....                | 93     |
| FORCIBLE RAPE .....         | 353    |
| ROBBERY .....               | 644    |
| FELONIOUS ASSAULT .....     | 1,387  |
| NON-VIOLENT .....           | 39,731 |
| BREAKING AND ENTERING ..... | 11,520 |
| LARCENY/THEFT .....         | 25,161 |
| MOTOR VEHICLE THEFT .....   | 3,050  |

**INDEX CRIME RATE PER 100,000 RESIDENTS:**

|                             |         |
|-----------------------------|---------|
| TOTAL .....                 | 2,240.0 |
| VIOLENT .....               | 131.5   |
| MURDER .....                | 4.9     |
| FORCIBLE RAPE .....         | 18.7    |
| ROBBERY .....               | 34.2    |
| FELONIOUS ASSAULT .....     | 73.6    |
| NON-VIOLENT .....           | 2,108.5 |
| BREAKING AND ENTERING ..... | 611.4   |
| LARCENY/THEFT .....         | 1,335.3 |
| MOTOR VEHICLE THEFT .....   | 161.9   |

**INDEX CRIME CLEARANCES (RATES)**

|                           |               |
|---------------------------|---------------|
| TOTAL .....               | 9,866 (23.4%) |
| VIOLENT .....             | 1,562 (63.1%) |
| MURDER .....              | 85 (91.4%)    |
| FORCIBLE RAPE .....       | 238 (67.4%)   |
| ROBBERY .....             | 241 (37.4%)   |
| FELONIOUS ASSAULT .....   | 998 (72.0%)   |
| NON-VIOLENT .....         | 8,304 (20.9%) |
| BREAKING & ENTERING ..... | 1,757 (15.3%) |
| LARCENY/THEFT .....       | 5,824 (23.1%) |
| MOTOR VEHICLE THEFT ..... | 723 (23.7%)   |

**INDEX CRIME ARRESTS**

|                             |       |
|-----------------------------|-------|
| TOTAL .....                 | 9,676 |
| VIOLENT .....               | 1,369 |
| MURDER .....                | 95    |
| FORCIBLE RAPE .....         | 169   |
| ROBBERY .....               | 252   |
| FELONIOUS ASSAULT .....     | 853   |
| NON-VIOLENT .....           | 8,307 |
| BREAKING AND ENTERING ..... | 1,732 |
| LARCENY/THEFT .....         | 6,013 |
| MOTOR VEHICLE THEFT .....   | 562   |

**VALUE OF PROPERTY STOLEN**

TOTAL STOLEN..... \$35,113,194  
TOTAL RECOVERED ..... \$12,010,051 (34.2%)

**LAW ENFORCEMENT OFFICERS**

KILLED ..... 0  
ASSAULTED..... 144  
(WITH PERSONAL INJURY..... 46 (31.9%))

**ARSON OFFENSES (VALUE OF PROPERTY DAMAGED):**

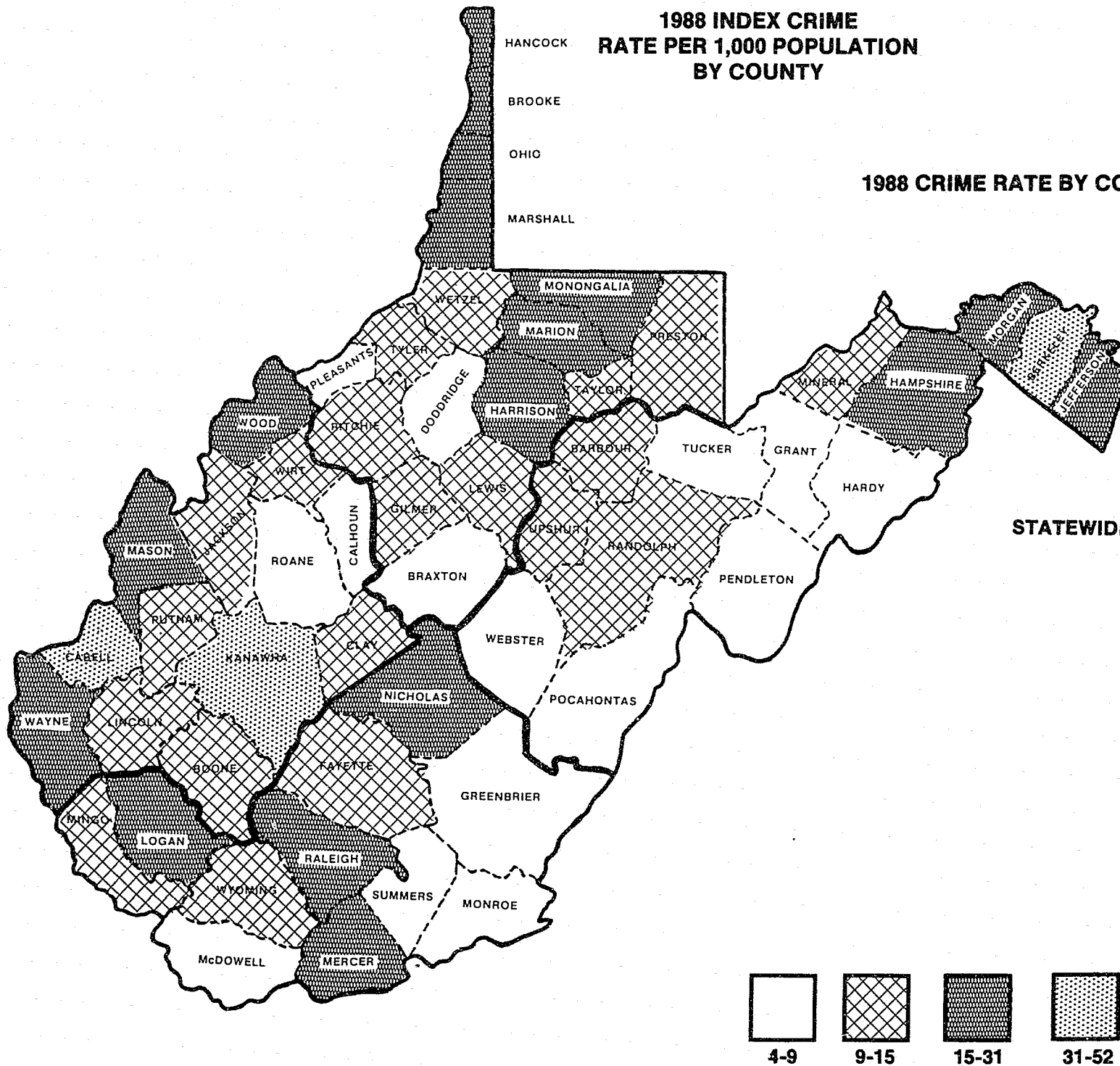
TOTAL..... 582 \$6,678,811  
STRUCTURAL..... 407 \$5,950,409  
MOBILE..... 139 \$724,230  
OTHER..... 36 \$4,172

**THIS SYNOPSIS OF CRIME IN WEST VIRGINIA FOR 1988 PRESENTS SIGNIFICANT INFORMATION FOR THE YEAR TO PROVIDE READY REFERENCE TO PERSONS NOT PARTICULARLY INTERESTED IN OR IN NEED OF DETAILED STATISTICS OR COMPARISONS.**

**1988 INDEX CRIME  
RATE PER 1,000 POPULATION  
BY COUNTY**

**1988 CRIME RATE BY COUNTY**

**STATEWIDE RATE 22.37**



1988 CRIME RATE BY COUNTY

|    | COUNTY     | TOTOFF | CRIME RATE | POP    |
|----|------------|--------|------------|--------|
| 1  | PENDLETON  | 32     | 4.0803     | 7842   |
| 2  | WEBSTER    | 47     | 4.1167     | 11416  |
| 3  | GRANT      | 58     | 5.3604     | 10820  |
| 4  | SUMMERS    | 88     | 5.6822     | 15486  |
| 5  | POCAHONTAS | 52     | 5.6935     | 9133   |
| 6  | PLEASANTS  | 45     | 5.8869     | 7644   |
| 7  | HARDY      | 63     | 6.0442     | 10423  |
| 8  | BRAXTON    | 92     | 6.3471     | 14493  |
| 9  | TUCKER     | 55     | 6.7567     | 8140   |
| 10 | MONROE     | 99     | 7.2765     | 13604  |
| 11 | ROANE      | 121    | 7.9146     | 15287  |
| 12 | MCDOWELL   | 349    | 8.1177     | 42983  |
| 13 | CALHOUN    | 69     | 8.1772     | 8438   |
| 14 | GREENBRIER | 300    | 8.7090     | 34442  |
| 15 | DODDRIDGE  | 64     | 8.8307     | 7247   |
| 16 | TYLER      | 117    | 9.0008     | 12998  |
| 17 | GILMER     | 70     | 9.0398     | 7743   |
| 18 | BARBOUR    | 148    | 9.4350     | 15684  |
| 19 | JACKSON    | 246    | 9.6407     | 25512  |
| 20 | RITCHIE    | 108    | 9.7135     | 11118  |
| 21 | LINCOLN    | 238    | 10.1150    | 23526  |
| 22 | MINGO      | 372    | 10.3230    | 36034  |
| 23 | PRESTON    | 315    | 10.4013    | 30277  |
| 24 | LEWIS      | 192    | 10.6253    | 18067  |
| 25 | BOONE      | 319    | 10.9289    | 29185  |
| 26 | UPSHUR     | 271    | 11.5175    | 23526  |
| 27 | WETZEL     | 220    | 11.8470    | 18569  |
| 28 | CLAY       | 134    | 11.9461    | 11217  |
| 29 | WIRT       | 62     | 12.0106    | 5162   |
| 30 | WYOMING    | 408    | 12.2318    | 33354  |
| 31 | PUTNAM     | 507    | 12.7561    | 39738  |
| 32 | RANDOLPH   | 369    | 13.0884    | 28192  |
| 33 | FAYETTE    | 703    | 13.0969    | 53673  |
| 34 | MINERAL    | 374    | 13.8492    | 27001  |
| 35 | TAYLOR     | 232    | 14.6972    | 15784  |
| 36 | WAYNE      | 595    | 15.0892    | 39430  |
| 37 | MASON      | 403    | 15.5518    | 25909  |
| 38 | LOGAN      | 773    | 15.8542    | 48740  |
| 39 | BROOKE     | 399    | 15.9999    | 24936  |
| 40 | NICHOLAS   | 450    | 16.2450    | 27696  |
| 41 | MORGAN     | 192    | 16.6733    | 11515  |
| 42 | HANCOCK    | 709    | 17.3421    | 40879  |
| 43 | HARRISON   | 1400   | 18.8440    | 74252  |
| 44 | MERCER     | 1365   | 19.1646    | 71175  |
| 45 | MARSHALL   | 768    | 19.7837    | 38814  |
| 46 | HAMPSHIRE  | 314    | 19.8919    | 15784  |
| 47 | RALEIGH    | 1888   | 22.8448    | 82591  |
| 48 | MARION     | 1462   | 23.2604    | 62836  |
| 49 | OHIO       | 1478   | 26.0719    | 56682  |
| 50 | JEFFERSON  | 955    | 27.9624    | 34148  |
| 51 | WOOD       | 2692   | 29.5043    | 91227  |
| 52 | MONONGALIA | 2289   | 30.2148    | 75741  |
| 53 | KANAWHA    | 9127   | 41.6191    | 218881 |
| 54 | BERKELEY   | 2493   | 46.7437    | 53307  |
| 55 | CABELL     | 5517   | 52.1908    | 105699 |

\*Crime Rate calculated per 1,000 population.

1988 CRIME RATE IN CLASS I CITIES

|   | AGID       | TOTOFF | CRIME RATE | POP   |
|---|------------|--------|------------|-------|
| 1 | HUNTINGTON | 4198   | 73.171     | 57344 |
| 2 | CHARLESTON | 6307   | 111.760    | 56416 |

\*Class Cities I Cities are in excess of 50,000 population.

\*Crime rate calculated per 1,000 population.

1988 CRIME RATE IN CLASS II CITIES

|    | AGID             | TOTOFF | CRIME RATE | POP   |
|----|------------------|--------|------------|-------|
| 1  | WEIRTON          | 457    | 20.4370    | 22358 |
| 2  | CLARKSBURG       | 479    | 24.3045    | 19708 |
| 3  | SOUTH CHARLESTON | 368    | 25.2006    | 14601 |
| 4  | WHEELING         | 1156   | 29.7092    | 38906 |
| 5  | VIENNA           | 343    | 30.4207    | 11275 |
| 6  | BLUEFIELD        | 454    | 31.4032    | 14456 |
| 7  | ST. ALBANS       | 412    | 35.2136    | 11699 |
| 8  | MOUNDSVILLE      | 440    | 38.3416    | 11475 |
| 9  | MORGANTOWN       | 1048   | 40.0546    | 26163 |
| 10 | BECKLEY          | 817    | 42.5739    | 19187 |
| 11 | PARKERSBURG      | 1781   | 46.5910    | 38216 |
| 12 | FAIRMONT         | 1021   | 46.7822    | 21821 |
| 13 | MARTINSBURG      | 1114   | 81.4668    | 13674 |

\*Class Cities II Cities are in excess of 49,999 population.

\*Crime rate calculated per 1,000 population.

1988 CRIME RATE IN CLASS III CITIES

|    | AGID                  | TOTOFF | CRIME RATE | POP  |
|----|-----------------------|--------|------------|------|
| 1  | WHITE SULPHUR SPRINGS | 2      | 0.6566     | 3046 |
| 2  | HINTON                | 3      | 0.7151     | 4195 |
| 3  | RICHWOOD              | 3      | 0.9797     | 3062 |
| 4  | WELCH                 | 4      | 1.3093     | 3055 |
| 5  | SHINNSTON             | 10     | 3.4806     | 2873 |
| 6  | MOOREFIELD            | 9      | 4.1114     | 2189 |
| 7  | MCMECHEN              | 10     | 4.5289     | 2208 |
| 8  | WILLIAMSTOWN          | 15     | 4.5564     | 3292 |
| 9  | MULLENS               | 12     | 4.9159     | 2441 |
| 10 | FAYETTEVILLE          | 11     | 5.0296     | 2187 |
| 11 | WESTON                | 33     | 5.8895     | 5603 |
| 12 | CHESAPEAKE            | 12     | 5.8968     | 2035 |
| 13 | PADEN CITY            | 20     | 5.9558     | 3358 |
| 14 | LEWISBURG             | 19     | 6.3735     | 2981 |
| 15 | RONCEVERTE            | 18     | 7.9610     | 2261 |
| 16 | ST. MARYS             | 21     | 9.7175     | 2161 |
| 17 | SPENCER               | 26     | 9.8709     | 2634 |
| 18 | BETHLEHEM             | 30     | 10.1625    | 2952 |
| 19 | MANNINGTON            | 33     | 11.1448    | 2961 |
| 20 | PHILIPPI              | 33     | 11.7688    | 2804 |
| 21 | STONEWOOD             | 25     | 12.1182    | 2063 |
| 22 | RAVENSWOOD            | 47     | 13.3442    | 3522 |
| 23 | NEW MARTINSVILLE      | 92     | 13.6620    | 6734 |
| 24 | MADISON               | 43     | 14.3521    | 2996 |
| 25 | BUCKHANNON            | 98     | 14.4922    | 6762 |
| 26 | SALEM                 | 35     | 14.6443    | 2390 |
| 27 | MONTGOMERY            | 36     | 14.9998    | 2400 |
| 28 | CHESTER               | 49     | 16.2949    | 3007 |
| 29 | SISTERSVILLE          | 35     | 16.4010    | 2134 |
| 30 | HURRICANE             | 70     | 17.5833    | 3981 |
| 31 | OCEANA                | 39     | 18.7859    | 2076 |
| 32 | KINGWOOD              | 51     | 19.1724    | 2660 |
| 33 | RIPLEY                | 68     | 20.8583    | 3260 |
| 34 | GRAFTON               | 133    | 21.1975    | 6274 |

1988 CRIME RATE IN CLASS III CITIES

| AGID |               | TOTOFF | CRIME RATE | POP  |
|------|---------------|--------|------------|------|
| 35   | WELLSBURG     | 81     | 23.1692    | 3496 |
| 36   | NITRO         | 180    | 23.7420    | 7581 |
| 37   | LOGAN         | 64     | 24.7194    | 2589 |
| 38   | KEYSER        | 161    | 25.1627    | 6398 |
| 39   | FOLLANSBEE    | 94     | 25.2822    | 3718 |
| 40   | MILTON        | 57     | 25.5605    | 2230 |
| 41   | KENOVA        | 106    | 27.1583    | 3903 |
| 42   | WILLIAMSON    | 134    | 27.5316    | 4867 |
| 43   | SUMMERSVILLE  | 96     | 31.2499    | 3072 |
| 44   | OAK HILL      | 219    | 31.4506    | 6963 |
| 45   | ELKINS        | 254    | 31.7881    | 7990 |
| 46   | PT. PLEASANT  | 167    | 32.1024    | 5202 |
| 47   | CEREDO        | 70     | 33.7344    | 2075 |
| 48   | RANSON        | 104    | 36.2367    | 2870 |
| 49   | DUNBAR        | 326    | 37.1021    | 8786 |
| 50   | WESTOVER      | 188    | 38.3426    | 4903 |
| 51   | PRINCETON     | 391    | 47.8428    | 8172 |
| 52   | BRIDGEPORT    | 414    | 63.9175    | 6477 |
| 53   | CHARLES TOWN  | 245    | 76.4890    | 3203 |
| 54   | BARBOURSVILLE | 263    | 84.8648    | 3099 |

\*Class Cities III Cities are 2,000 to 9,999 in population.

\*Crime rate calculated per 1,000 population.

Class I, II and III City Populations provided by the United States Census Bureau.



CRIME RATES BY COUNTIES

| <u>COUNTY</u> | <u>CRIME RATES</u> | <u>AS COMPARED TO 1987<br/>PERCENT CHANGE</u> |
|---------------|--------------------|---|
| WEST VIRGINIA | 22.37              | + 3.5 %                                       |
| BARBOUR       | 9.43               | - 13.6 %                                      |
| BERKELEY      | 46.74              | - 7.3 %                                       |
| BOONE         | 10.92              | - 25.3 %                                      |
| BRAXTON       | 6.34               | + 4.1 %                                       |
| BROOKE        | 15.99              | + 71.6 %                                      |
| CABELL        | 52.19              | + 7.6 %                                       |
| CALHOUN       | 8.17               | - 1.1 %                                       |
| CLAY          | 11.94              | + 36.0 %                                      |
| DODDRIDGE     | 8.83               | + 60.3 %                                      |
| FAYETTE       | 13.09              | - 6.2 %                                       |
| GILMER        | 9.03               | + 8.4 %                                       |
| GRANT         | 5.36               | - 40.2 %                                      |
| GREENBRIER    | 8.70               | + 16.5 %                                      |
| HAMPSHIRE     | 19.89              | + 20.7 %                                      |
| HANCOCK       | 17.34              | + 53.0 %                                      |
| HARDY         | 7.04               | - 44.2 %                                      |
| HARRISON      | 18.84              | - 13.0 %                                      |
| JACKSON       | 9.64               | - 0.1 %                                       |
| JEFFERSON     | 27.96              | + 16.8 %                                      |
| KANAWHA       | 41.61              | + 4.1 %                                       |
| LEWIS         | 10.62              | + 23.6 %                                      |
| LINCOLN       | 10.11              | - 22.1 %                                      |
| LOGAN         | 15.85              | - 7.4 %                                       |
| MCDOWELL      | 8.11               | - 3.8 %                                       |
| MARION        | 23.26              | + 3.1 %                                       |
| MARSHALL      | 19.78              | + 18.4 %                                      |
| MASON         | 15.55              | - 10.3 %                                      |
| MERCER        | 19.16              | - 13.2 %                                      |
| MINERAL       | 13.84              | + 3.6 %                                       |
| MINGO         | 10.32              | - 14.6 %                                      |
| MONONGALIA    | 30.21              | - 4.8 %                                       |
| MONROE        | 7.27               | + 16.5 %                                      |
| MORGAN        | 16.67              | - 36.7 %                                      |
| NICHOLAS      | 16.24              | + 19.8 %                                      |
| OHIO          | 26.07              | + 16.2 %                                      |
| PENDLETON     | 4.08               | - 16.0 %                                      |
| PLEASANTS     | 5.88               | + 38.7 %                                      |
| POCAHONTAS    | 5.69               | + 33.9 %                                      |
| PRESTON       | 10.40              | + 4.6 %                                       |
| PUTNAM        | 12.75              | - 9.1 %                                       |
| RALEIGH       | 22.84              | + 9.9 %                                       |
| RANDOLPH      | 13.08              | - 9.2 %                                       |
| RITCHIE       | 9.71               | + 9.8 %                                       |
| ROANE         | 7.91               | - 10.8 %                                      |
| SUMMERS       | 5.68               | - 15.7 %                                      |
| TAYLOR        | 14.69              | + 0.3 %                                       |
| TUCKER        | 6.75               | + 4.5 %                                       |
| TYLER         | 9.00               | - 9.8 %                                       |
| UPSHUR        | 11.51              | + 23.9 %                                      |
| WAYNE         | 15.08              | - 0.5 %                                       |
| WEBSTER       | 4.11               | - 31.8 %                                      |
| WETZEL        | 11.84              | - 3.3 %                                       |
| WIRT          | 12.01              | + 21.4 %                                      |
| WOOD          | 29.50              | + 5.0 %                                       |
| WYOMING       | 12.23              | - 5.9 %                                       |

CRIME RATES BY AGENCY

| <u>AGENCY</u>        | <u>CRIME RATE</u> | <u>AS COMPARED TO 1987</u> |               | <u>AGENCY</u>     | <u>CRIME RATE</u> | <u>AS COMPARED TO 1987</u> |               |
|----------------------|-------------------|----------------------------|---------------|-------------------|-------------------|----------------------------|---------------|
|                      |                   | <u>%</u>                   | <u>CHANGE</u> |                   |                   | <u>%</u>                   | <u>CHANGE</u> |
| CHARLESTON           | 111.76            | +                          | 5.9 %         | NITRO             | 23.74             | +                          | 37.5 %        |
| W.V. UNIVERSITY      | 98.31             | -                          | 10.6 %        | MARMET            | 23.73             | +                          | 26.2 %        |
| HARPERS FERRY        | 93.74             | +                          | 41.0 %        | WELLSBURG         | 23.16             | +                          | 23.8 %        |
| MARSHALL UNIVERSITY  | 88.15             | +                          | 5.2 %         | GRAFTON           | 21.19             | -                          | 4.4 %         |
| STAR CITY            | 86.52             | +                          | 54.9 %        | RIPLEY            | 20.85             | -                          | 14.5 %        |
| BARBOURSVILLE        | 84.86             | +                          | 10.0 %        | WEIRTON           | 20.43             | +                          | 56.1 %        |
| W. V. STATE COLLEGE  | 81.63             | -                          | 39.5 %        | MAN               | 20.14             | -                          | 3.5 %         |
| MARTINSBURG          | 81.46             | -                          | 2.0 %         | KINGWOOD          | 19.17             | +                          | 44.7 %        |
| CHARLES TOWN         | 76.48             | -                          | 2.6 %         | NUTTER FORT       | 19.02             | +                          | 0.1 %         |
| HUNTINGTON           | 73.17             | +                          | 8.6 %         | OCEANA            | 18.78             | -                          | 33.2 %        |
| BRIDGEPORT           | 63.91             | +                          | 0.6 %         | HURRICANE         | 17.58             | -                          | 31.3 %        |
| BENWOOD              | 55.49             | +                          | 121.9 %       | SMITHERS          | 17.29             | +                          | 19.9 %        |
| WEST LIBERTY COLLEGE | 51.87             | +                          | 5.9 %         | SISTERSVILLE      | 16.40             | -                          | 27.5 %        |
| PRINCETON            | 47.84             | -                          | 17.5 %        | CHESTER           | 16.29             | +                          | 38.9 %        |
| FAIRMONT             | 46.78             | +                          | 2.3 %         | MONTGOMERY        | 14.99             | -                          | 21.2 %        |
| PARKERSBURG          | 46.59             | +                          | 4.6 %         | GLENVILLE         | 14.80             | -                          | 10.1 %        |
| BECKLEY              | 42.57             | +                          | 20.2 %        | SALEM             | 14.64             | -                          | 29.9 %        |
| NORTH FORK           | 42.39             | +                          | 171.0 %       | BUCKHANNON        | 14.49             | +                          | 18.3 %        |
| MORGANTOWN           | 40.05             | -                          | 12.6 %        | MADISON           | 14.35             | -                          | 7.3 %         |
| MOUNDSVILLE          | 38.34             | -                          | 1.9 %         | CAMERON           | 14.22             | +                          | 185.5 %       |
| WESTOVER             | 38.34             | +                          | 19.9 %        | NEW MARTINSVILLE  | 13.66             | -                          | 30.9 %        |
| CONCORD COLLEGE      | 37.85             | -                          | 7.9 %         | RAVENSWOOD        | 13.34             | -                          | 0.2 %         |
| DUNBAR               | 37.10             | -                          | 2.4 %         | W. V. TECH        | 12.27             | +                          | 38.2 %        |
| ROMNEY               | 36.97             | +                          | 80.1 %        | STONEWOOD         | 12.11             | +                          | 19.2 %        |
| RANSON               | 36.23             | +                          | 56.6 %        | NEW CUMBERLAND    | 11.92             | +                          | 298.7 %       |
| MT. HOPE             | 35.56             | +                          | 18.8 %        | PHILIPPI          | 11.76             | -                          | 35.3 %        |
| ST. ALBANS           | 35.21             | -                          | 13.8 %        | GLENVILLE COLLEGE | 11.74             | +                          | 252.6 %       |
| CEREDO               | 33.73             | +                          | 62.9 %        | ALDERSON          | 11.34             | +                          | 390.9 %       |
| PT. PLEASANT         | 32.10             | -                          | 4.6 %         | ANSTED            | 11.25             | +                          | 21.8 %        |
| ELKINS               | 31.78             | -                          | 16.8 %        | MANNINGTON        | 11.14             | -                          | 33.5 %        |
| OAK HILL             | 31.45             | +                          | 11.1 %        | WHITESVILLE       | 10.92             | +                          | 1.2 %         |
| BLUEFIELD            | 31.40             | +                          | 6.2 %         | MASON             | 10.76             | -                          | 27.2 %        |
| SUMMERSVILLE         | 31.24             | +                          | 4.6 %         | DANVILLE          | 10.47             | -                          | 34.9 %        |
| VIENNA               | 30.42             | -                          | 9.3 %         | PETERSBURG        | 10.30             | +                          | 4.3 %         |
| WHEELING             | 29.70             | +                          | 13.4 %        | BETHLEHEM         | 10.16             | +/-                        | 0 %           |
| WILLIAMSON           | 27.53             | -                          | 9.8 %         | SPENCER           | 9.87              | -                          | 49.9 %        |
| KENOVA               | 27.15             | -                          | 23.7 %        | ST. MARYS         | 9.71              | +                          | 46.7 %        |
| PINEVILLE            | 25.77             | +                          | 29.7 %        | SHEPHERDSTOWN     | 9.69              | -                          | 15.5 %        |
| MILTON               | 25.56             | +                          | 24.3 %        | MARLINTON         | 9.54              | +                          | 415.7 %       |
| GRANVILLE            | 25.38             | +                          | 33.5 %        | MABSCOTT          | 8.43              | +                          | 9.9 %         |
| FOLLANSBEE           | 25.28             | +                          | 153.3 %       | PIEDMONT          | 8.20              | -                          | 68.3 %        |
| SOUTH CHARLESTON     | 25.20             | +                          | 2.6 %         | CHAPMANVILLE      | 8.12              | -                          | 62.8 %        |
| KEYSER               | 25.16             | +                          | 13.4 %        | KIMBALL           | 7.97              | -                          | 34.9 %        |
| LOGAN                | 24.71             | +                          | 5.3 %         | RONCEVERTE        | 7.96              | -                          | 8.2 %         |
| GLEN DALE            | 24.55             | +                          | 4.6 %         | KERMIT            | 7.62              | -                          | 66.4 %        |
| CLARKSBURG           | 24.30             | -                          | 22.5 %        | MIDDLEBOURNE      | 7.47              | +/-                        | 0 %           |

1988

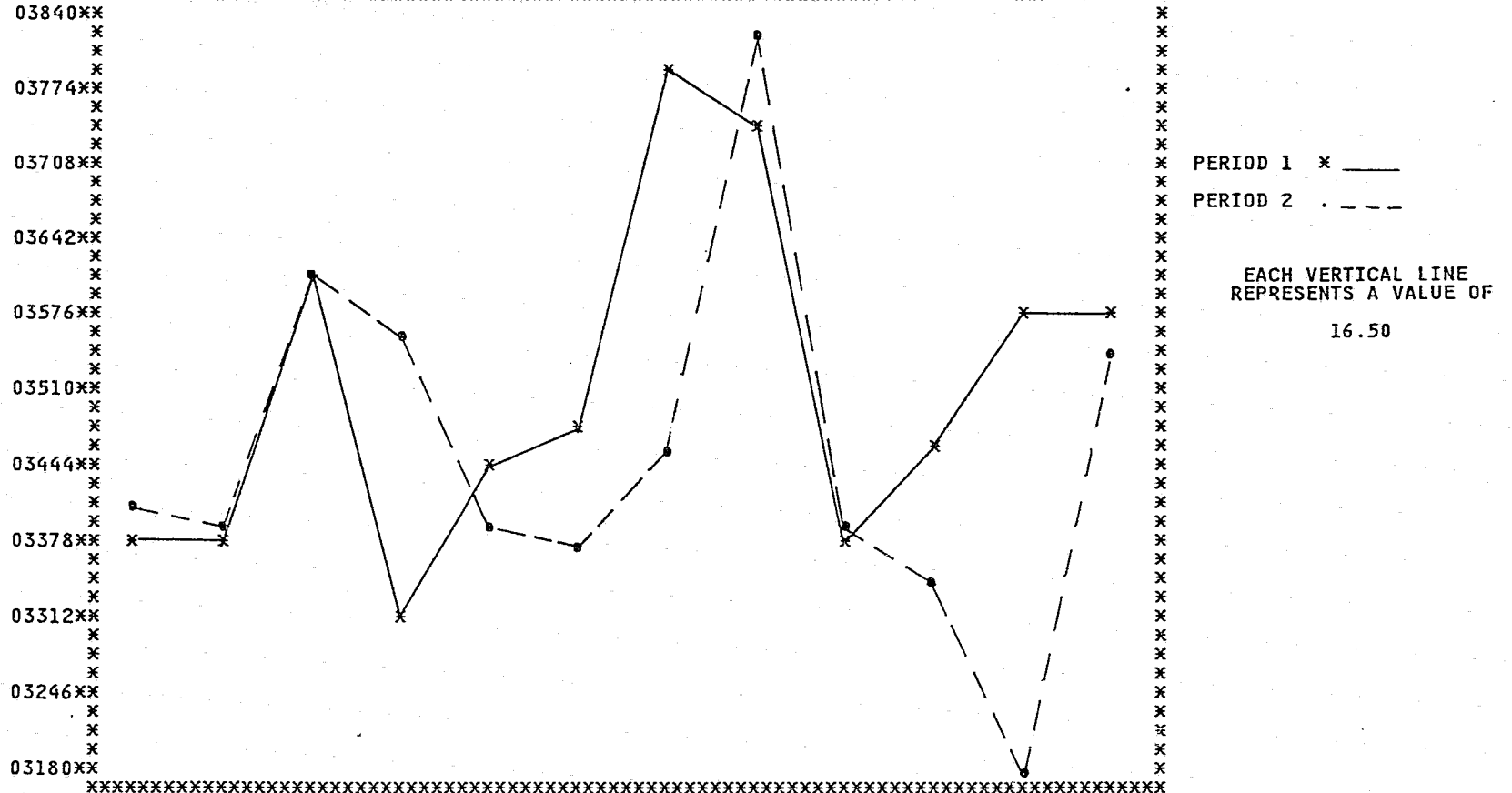
CRIME RATES BY AGENCY

| <u>AGENCY</u> | <u>CRIME RATE</u> | <u>AS COMPARED TO 1987 % CHANGE</u> | <u>AGENCY</u>      | <u>CRIME RATE</u> | <u>AS COMPARED TO 1987 % CHANGE</u> |
|---------------|-------------------|-------------------------------------|--------------------|-------------------|-------------------------------------|
| SUTTON        | 6.66              | + 198.7 %                           | DAVY               | 2.77              | + 4.1 %                             |
| BELLE         | 6.66              | - 7.8 %                             | FORT GAY           | 2.15              | - 66.7 %                            |
| LEWISBURG     | 6.37              | + 240.6 %                           | WAR                | 2.09              | + 109.0 %                           |
| PADEN CITY    | 5.95              | - 31.8 %                            | PENNSBORO          | 1.97              | - 62.7 %                            |
| CHESAPEAKE    | 5.89              | +/- 0 %                             | PARSONS            | 1.83              | +/- 0 %                             |
| WESTON        | 5.88              | - 36.4 %                            | WELCH              | 1.30              | - 48.2 %                            |
| SOPHIA        | 5.18              | - 79.8 %                            | LUMBERPORT         | 1.07              | - 50.2 %                            |
| NEW HAVEN     | 5.12              | - 62.4 %                            | GAULEY BRIDGE      | 1.01              | - 74.2 %                            |
| FAYETTEVILLE  | 5.02              | + 42.2 %                            | RICHWOOD           | 0.97              | - 49.7 %                            |
| MULLENS       | 4.91              | - 56.0 %                            | MONONGAH           | 0.95              | - 66.4 %                            |
| BELINGTON     | 4.68              | - 22.0 %                            | HINTON             | 0.71              | - 91.2 %                            |
| CLENDENIN     | 4.59              | + 206.0 %                           | WHITE SUL. SPRINGS | 0.65              | - 28.6 %                            |
| WILLIAMSTOWN  | 4.55              | + 14.9 %                            | CLAY               | 0.00              | +/- 0 %                             |
| McMECHEN      | 4.52              | - 44.6 %                            | DELBARTON          | 0.00              | +/- 0 %                             |
| CEDAR GROVE   | 4.30              | + 102.8 %                           | GRANTSVILLE        | 0.00              | +/- 0 %                             |
| ANMOORE       | 4.17              | - 55.5 %                            | MATEWAN            | 0.00              | +/- 0 %                             |
| MOOREFIELD    | 4.11              | + 22.0 %                            | POCA               | 0.00              | +/- 0 %                             |
| SHINNSTON     | 3.48              | - 22.8 %                            | TERRA ALTA         | 0.00              | +/- 0 %                             |
| RAINELLE      | 3.28              | - 19.6 %                            | WAYNE              | 0.00              | +/- 0 %                             |
| HARRISVILLE   | 3.07              | - 17.0 %                            | WEBSTER SPRINGS    | 0.00              | +/- 0 %                             |

# CRIME INDEX OFFENSES

January - December 1988, 1987

|                  |    | NUMBER OF OFFENSES BY MONTH |      |      |      |      |      |      |      |      |      |       |      | CRIME RATE | OFF CLEARED |       |      |
|------------------|----|-----------------------------|------|------|------|------|------|------|------|------|------|-------|------|------------|-------------|-------|------|
|                  |    | JAN                         | FEB  | MAR  | APR  | MAY  | JUN  | JUL  | AUG  | SEP  | OCT  | NOV   | DEC  | TOT        | (1,000)     | ADULT | JUVE |
| PERIOD 1         | 88 | 3378                        | 3379 | 3617 | 3323 | 3455 | 3482 | 3801 | 3751 | 3391 | 3473 | 3580  | 3578 | 42208      | 22.37       | 8058  | 1808 |
| PERIOD 2         | 87 | 3422                        | 3398 | 3612 | 3573 | 3405 | 3392 | 3462 | 3836 | 3400 | 3348 | 3186  | 3558 | 41592      | 21.63       | 7820  | 1920 |
| NUMERICAL CHANGE |    | 44-                         | 19-  | 5+   | 250- | 50+  | 90+  | 339+ | 85-  | 9-   | 125+ | 394+  | 20+  | 616+       | .74+        | 238+  | 112- |
| PERCENT CHANGE   |    | 1.3-                        | .6-  | .1+  | 7.0- | 1.5+ | 2.7+ | 9.8+ | 2.2- | .3-  | 3.7+ | 12.4+ | .6+  | 1.5+       | 3.4+        | 3.0+  | 5.8- |



# VALUE OF PROPERTY STOLEN

## By Type of Offense

January - December 1988, 1987

| BREAKING AND ENTERING               |                   |        |           | ROBBERY          |                   |                   |           |
|-------------------------------------|-------------------|--------|-----------|------------------|-------------------|-------------------|-----------|
| CLASSIFICATION                      |                   | NUMBER | AMOUNT    | CLASSIFICATION   |                   | NUMBER            | AMOUNT    |
| RESIDENCE-COMMITTED DURING NIGHT    | 1988              | 3,164  | 2,701,574 | HIGHWAY          | 1988              | 287               | 82,776    |
|                                     | 1987              | 3,057  | 2,425,919 |                  | 1987              | 240               | 65,931    |
|                                     | PERCENT OF CHANGE | 3.50+  | 11.36+    |                  | PERCENT OF CHANGE | 19.58+            | 25.55+    |
| RESIDENCE-COMMITTED DURING DAY      | 1988              | 1,667  | 1,450,897 | COMMERCIAL HOUSE | 1988              | 37                | 11,352    |
|                                     | 1987              | 1,777  | 1,398,781 |                  | 1987              | 68                | 461,191   |
|                                     | PERCENT OF CHANGE | 6.19-  | 3.73+     |                  | PERCENT OF CHANGE | 45.59-            | 97.54-    |
| RESIDENCE-COMMITTED UNKNOWN         | 1988              | 2,028  | 1,833,720 | SERVICE STATION  | 1988              | 24                | 5,622     |
|                                     | 1987              | 1,990  | 1,413,948 |                  | 1987              | 39                | 6,268     |
|                                     | PERCENT OF CHANGE | 1.91+  | 29.69+    |                  | PERCENT OF CHANGE | 38.46-            | 10.31-    |
| NONRESIDENCE-COMMITTED DURING NIGHT | 1988              | 3,153  | 2,541,925 | CHAIN STORE      | 1988              | 99                | 34,653    |
|                                     | 1987              | 3,105  | 2,575,690 |                  | 1987              | 81                | 60,194    |
|                                     | PERCENT OF CHANGE | 1.55+  | 1.31-     |                  | PERCENT OF CHANGE | 22.22+            | 42.43-    |
| NONRESIDENCE-COMMITTED DURING DAY   | 1988              | 509    | 264,835   | RESIDENCE        | 1988              | 83                | 44,962    |
|                                     | 1987              | 549    | 412,095   |                  | 1987              | 63                | 36,411    |
|                                     | PERCENT OF CHANGE | 7.29-  | 35.73-    |                  | PERCENT OF CHANGE | 31.75+            | 23.48+    |
| NONRESIDENCE-COMMITTED UNKNOWN      | 1988              | 999    | 801,917   | BANK             | 1988              | 5                 | 3,200     |
|                                     | 1987              | 988    | 940,589   |                  | 1987              | 13                | 350,591   |
|                                     | PERCENT OF CHANGE | 1.11+  | 14.74-    |                  | PERCENT OF CHANGE | 61.54-            | 99.09-    |
| TOTAL                               | 1988              | 11,520 | 9,594,868 | MISCELLANEOUS    | 1988              | 109               | 88,834    |
|                                     | 1987              | 11,466 | 9,167,022 |                  | 1987              | 88                | 28,406    |
|                                     | PERCENT OF CHANGE | .47+   | 4.67+     |                  | PERCENT OF CHANGE | 23.86+            | 212.73+   |
|                                     |                   |        |           | TOTAL            |                   | 644               | 271,399   |
|                                     |                   |        |           |                  |                   | 592               | 1,008,992 |
|                                     |                   |        |           |                  |                   | PERCENT OF CHANGE | 8.78+     |
|                                     |                   |        |           |                  |                   |                   | 73.10-    |

| LARCENY BY CLASSIFICATION |                   |        |           | LARCENY BY VALUE |                   |        |           |
|---------------------------|-------------------|--------|-----------|------------------|-------------------|--------|-----------|
| CLASSIFICATION            |                   | NUMBER | AMOUNT    | CLASSIFICATION   |                   | NUMBER | AMOUNT    |
| POCKET-PICKING            | 1988              | 88     | 21,084    | \$200 AND OVER   | 1988              | 8,782  | 8,694,397 |
|                           | 1987              | 93     | 22,440    |                  | 1987              | 8,376  | 7,419,257 |
|                           | PERCENT OF CHANGE | 5.38-  | 6.04-     |                  | PERCENT OF CHANGE | 4.85+  | 17.19+    |
| PURSE-SNATCHING           | 1988              | 183    | 60,552    | \$50 TO \$200    | 1988              | 7,641  | 827,990   |
|                           | 1987              | 172    | 29,909    |                  | 1987              | 7,541  | 800,772   |
|                           | PERCENT OF CHANGE | 6.40+  | 102.45+   |                  | PERCENT OF CHANGE | 1.33+  | 3.40+     |
| CARGO-THEFTS              | 1988              | 146    | 263,960   | UNDER \$50       | 1988              | 8,738  | 132,099   |
|                           | 1987              | 134    | 214,131   |                  | 1987              | 8,535  | 141,972   |
|                           | PERCENT OF CHANGE | 8.96+  | 23.27+    |                  | PERCENT OF CHANGE | 2.38+  | 6.95-     |
| SHOPLIFTING               | 1988              | 4,533  | 208,154   | TOTAL            | 1988              | 25,161 | 9,654,486 |
|                           | 1987              | 4,631  | 262,290   |                  | 1987              | 24,452 | 8,362,001 |
|                           | PERCENT OF CHANGE | 2.12-  | 20.64-    |                  | PERCENT OF CHANGE | 2.90+  | 15.46+    |
| FROM AUTOS                | 1988              | 6,398  | 2,106,188 |                  |                   |        |           |
|                           | 1987              | 5,564  | 1,830,910 |                  |                   |        |           |
|                           | PERCENT OF CHANGE | 14.99+ | 15.04+    |                  |                   |        |           |
| AUTO PARTS-ACCESSORIES    | 1988              | 2,906  | 659,466   |                  |                   |        |           |
|                           | 1987              | 3,180  | 704,293   |                  |                   |        |           |
|                           | PERCENT OF CHANGE | 8.62-  | 6.36-     |                  |                   |        |           |
| BICYCLES                  | 1988              | 1,444  | 231,782   |                  |                   |        |           |
|                           | 1987              | 1,678  | 258,955   |                  |                   |        |           |
|                           | PERCENT OF CHANGE | 13.95- | 10.49-    |                  |                   |        |           |
| FROM BUILDINGS            | 1988              | 3,515  | 2,254,524 |                  |                   |        |           |
|                           | 1987              | 3,515  | 1,981,274 |                  |                   |        |           |
|                           | PERCENT OF CHANGE | .00    | 13.79+    |                  |                   |        |           |
| COIN OPERATED MACHINES    | 1988              | 270    | 43,745    |                  |                   |        |           |
|                           | 1987              | 219    | 70,744    |                  |                   |        |           |
|                           | PERCENT OF CHANGE | 23.29+ | 38.16-    |                  |                   |        |           |
| LIVESTOCK                 | 1988              | 73     | 34,027    |                  |                   |        |           |
|                           | 1987              | 111    | 123,134   |                  |                   |        |           |
|                           | PERCENT OF CHANGE | 34.23- | 72.37-    |                  |                   |        |           |
| ALL OTHER                 | 1988              | 5,605  | 3,771,004 |                  |                   |        |           |
|                           | 1987              | 5,155  | 2,863,921 |                  |                   |        |           |
|                           | PERCENT OF CHANGE | 8.73+  | 31.67+    |                  |                   |        |           |
| TOTAL                     | 1988              | 25,161 | 9,654,486 |                  |                   |        |           |
|                           | 1987              | 24,452 | 8,362,001 |                  |                   |        |           |
|                           | PERCENT OF CHANGE | 2.90+  | 15.46+    |                  |                   |        |           |

# WEST VIRGINIA CRIME INDEX

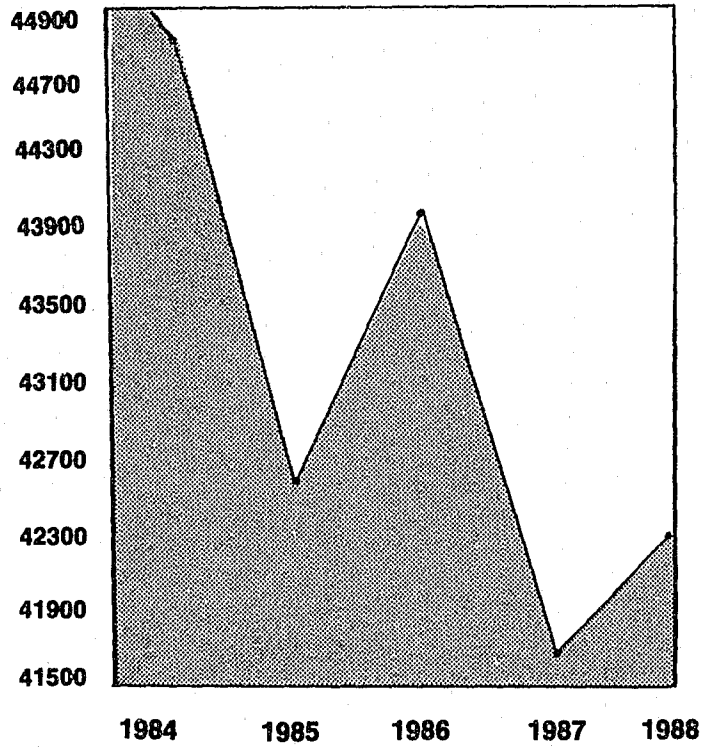
## Five Year Recapitulation of Offenses

1984 - 1988

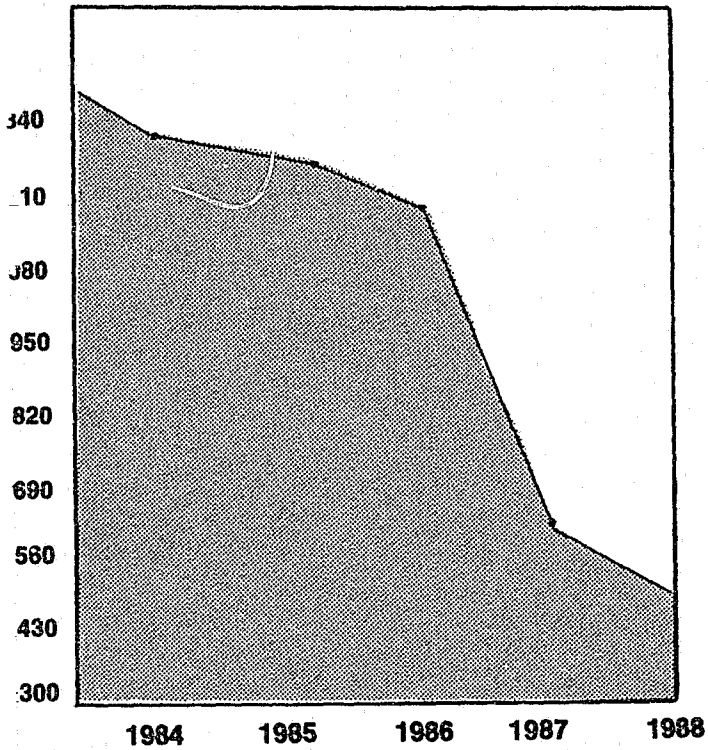
| INDEX OFFENSES          | Year | Number<br>of<br>Offenses | Percent<br>Change | Rate Per<br>100,000<br>Population | Percent<br>Change |
|-------------------------|------|--------------------------|-------------------|-----------------------------------|-------------------|
| MURDER                  | 1984 | 86                       | -8.5              | 4.4                               | -8.3              |
|                         | 1985 | 71                       | -17.4             | 3.7                               | -15.9             |
|                         | 1986 | 113                      | +59.2             | 5.9                               | +59.5             |
|                         | 1987 | 93                       | -17.7             | 4.8                               | -18.6             |
|                         | 1988 | 93                       | 0                 | 4.9                               | 0                 |
| FORCIBLE RAPE           | 1984 | 308                      | +18.9             | 15.8                              | +19.7             |
|                         | 1985 | 359                      | +16.6             | 18.5                              | +17.1             |
|                         | 1986 | 360                      | +0.3              | 18.8                              | +1.6              |
|                         | 1987 | 429                      | +19.2             | 22.8                              | +19.1             |
|                         | 1988 | 353                      | -17.7             | 18.7                              | -16.5             |
| ROBBERY                 | 1984 | 737                      | -14.1             | 37.8                              | +13.5             |
|                         | 1985 | 715                      | -3.0              | 36.8                              | -2.4              |
|                         | 1986 | 780                      | +9.1              | 40.6                              | +10.0             |
|                         | 1987 | 592                      | -24.1             | 30.8                              | -24.1             |
|                         | 1988 | 644                      | +8.8              | 34.2                              | +11.0             |
| FELONIOUS ASSAULT       | 1984 | 2,135                    | +1.0              | 109.4                             | +1.8              |
|                         | 1985 | 2,069                    | -3.1              | 106.9                             | -2.3              |
|                         | 1986 | 1,884                    | -8.9              | 98.2                              | -8.1              |
|                         | 1987 | 1,493                    | -20.8             | 77.8                              | -20.8             |
|                         | 1988 | 1,387                    | -7.1              | 73.6                              | -5.4              |
| BREAKING & ENTERING     | 1984 | 12,467                   | -5.3              | 638.7                             | -4.6              |
|                         | 1985 | 11,634                   | -6.7              | 600.9                             | -5.9              |
|                         | 1986 | 11,887                   | +2.2              | 619.4                             | +3.1              |
|                         | 1987 | 11,466                   | -3.5              | 597.5                             | -3.5              |
|                         | 1988 | 11,520                   | +0.5              | 611.4                             | +2.3              |
| LARCENY/THEFT           | 1984 | 25,820                   | -2.3              | 1,322.7                           | -4.8              |
|                         | 1985 | 24,520                   | -5.0              | 1,266.5                           | -4.2              |
|                         | 1986 | 25,685                   | +4.8              | 1,388.4                           | +5.7              |
|                         | 1987 | 24,452                   | -4.8              | 1,274.2                           | -4.8              |
|                         | 1988 | 25,161                   | +2.9              | 1,335.3                           | +4.8              |
| MOTOR VEHICLE THEFT     | 1984 | 3,329                    | -5.0              | 170.5                             | -4.4              |
|                         | 1985 | 3,170                    | -4.8              | 163.7                             | -4.0              |
|                         | 1986 | 3,221                    | +1.6              | 167.8                             | +2.5              |
|                         | 1987 | 3,067                    | -4.8              | 159.8                             | -4.8              |
|                         | 1988 | 3,050                    | -0.6              | 161.9                             | +1.3              |
| VIOLENT CRIME           | 1984 | 3,266                    | -1.7              | 167.3                             | -1.1              |
|                         | 1985 | 3,214                    | -1.6              | 166.0                             | -0.6              |
|                         | 1986 | 3,137                    | -2.4              | 163.5                             | -0.8              |
|                         | 1987 | 2,607                    | -16.9             | 135.9                             | -16.9             |
|                         | 1988 | 2,477                    | -5.0              | 131.5                             | -3.2              |
| NON-VIOLENT CRIME       | 1984 | 41,616                   | -3.4              | 2,132.0                           | -2.8              |
|                         | 1985 | 39,324                   | -5.5              | 2,031.2                           | -4.7              |
|                         | 1986 | 40,793                   | +3.7              | 2,125.7                           | +4.7              |
|                         | 1987 | 38,985                   | -4.4              | 2,031.5                           | -4.4              |
|                         | 1988 | 39,731                   | +1.9              | 2,108.5                           | +3.8              |
| TOTAL FOR WEST VIRGINIA | 1984 | 44,882                   | -3.3              | 2,197.2                           | -4.4              |
|                         | 1985 | 42,538                   | -5.2              | 2,197.2                           | -4.4              |
|                         | 1986 | 43,930                   | +3.3              | 2,289.2                           | +4.2              |
|                         | 1987 | 41,592                   | -5.3              | 2,167.4                           | -5.3              |
|                         | 1988 | 42,208                   | +1.5              | 2,240.1                           | +3.4              |

# FIVE YEAR OFFENSE TRENDS

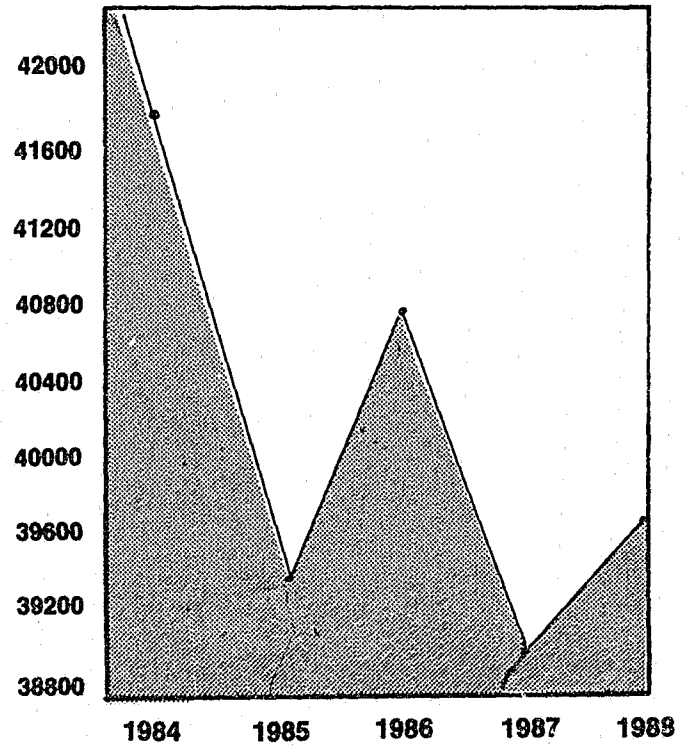
## TOTAL CRIME INDEX OFFENSES



## VIOLENT CRIME OFFENSES

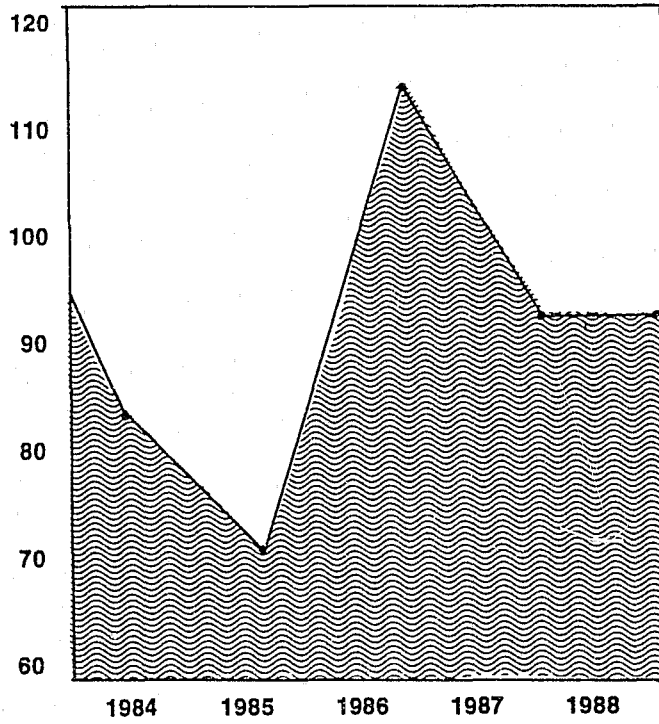


## NON-VIOLENT CRIME OFFENSES

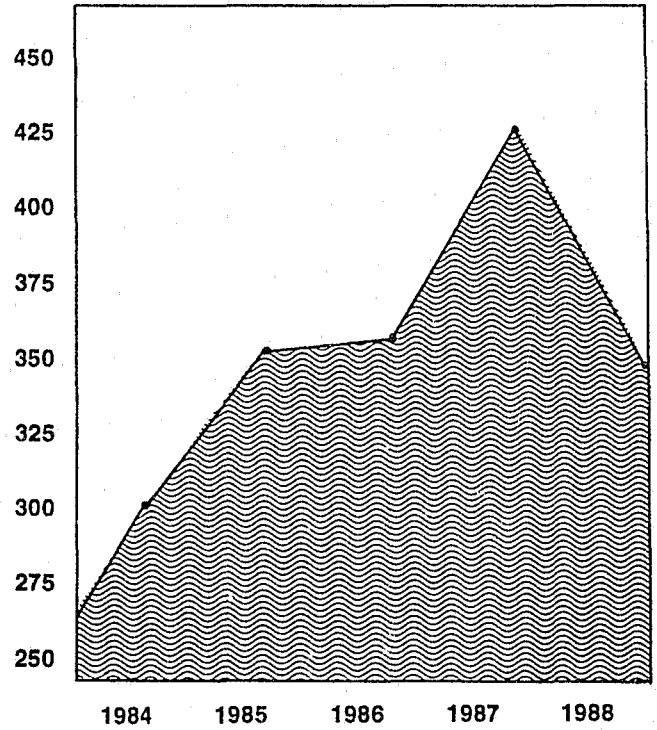


# FIVE YEAR OFFENSE TRENDS

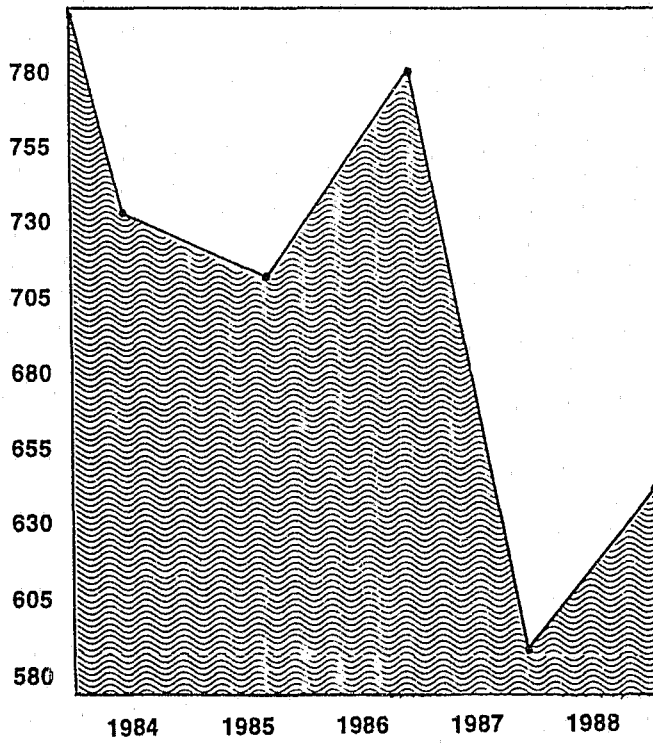
## MURDER



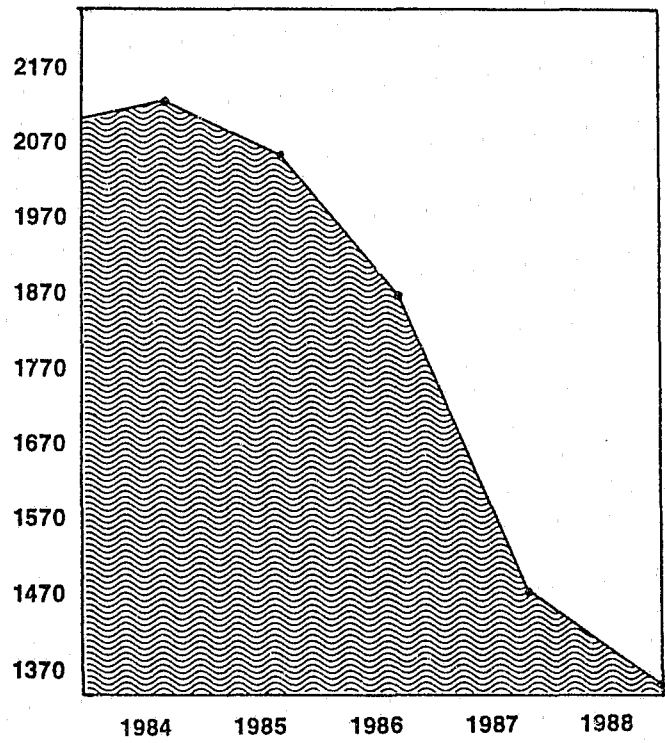
## FORCIBLE RAPE



## ROBBERY



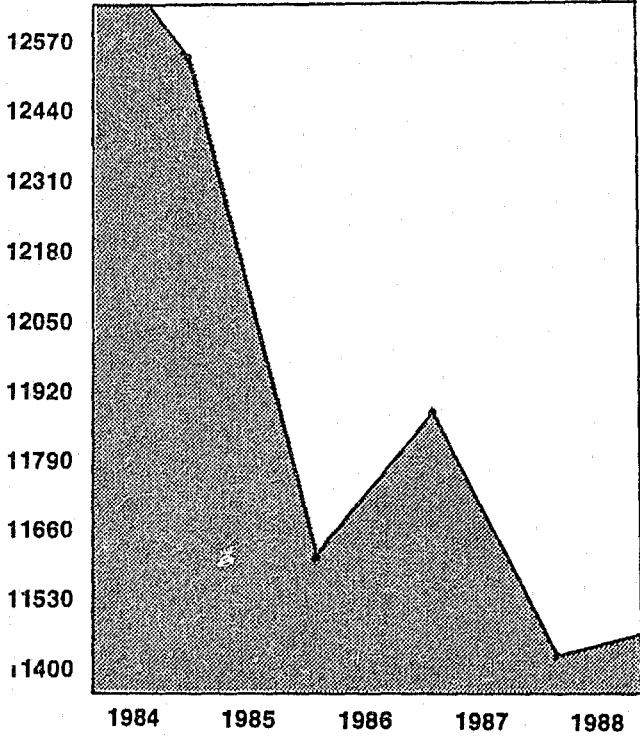
## FELONIOUS ASSAULT



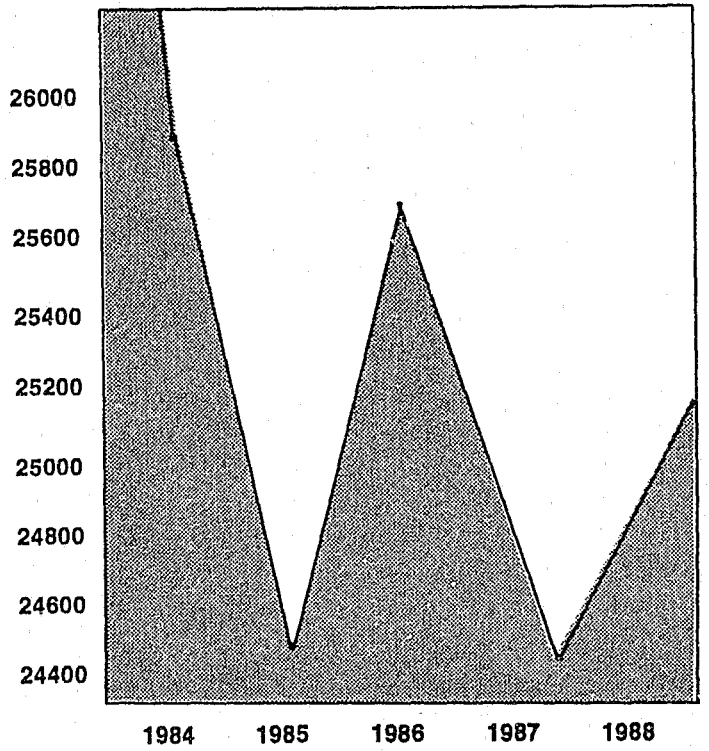


# FIVE YEAR OFFENSE TRENDS

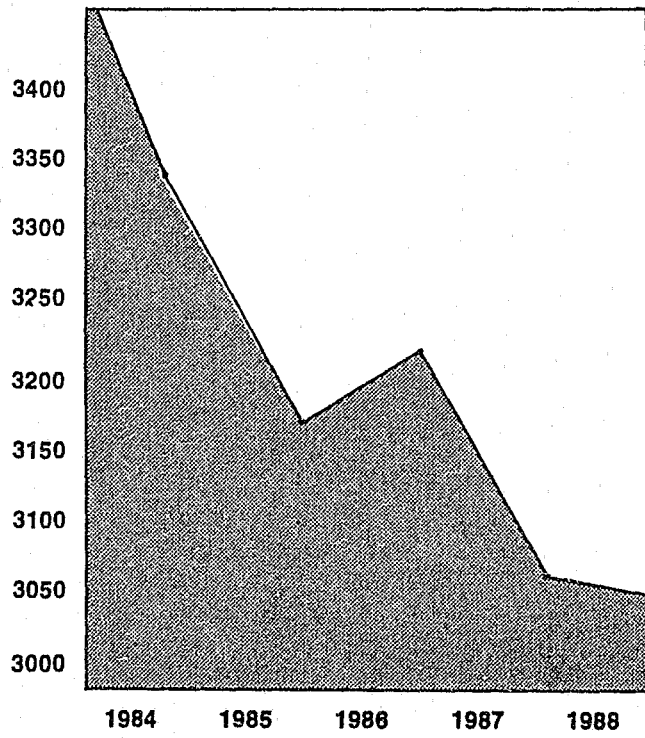
## BREAKING & ENTERING



## LARCENY/THEFT



## MOTOR VEHICLE THEFT



# CRIMINAL HOMICIDE - MURDER

## DEFINITION

Murder is defined as the unlawful killing of a human being with malice aforethought. Any death due to a fight, argument, quarrel, assault, or commission of a crime is included. This index offense is scored by police on the basis of their investigation without regard as to the findings of a court or jury or the decision of a prosecutor. Attempts to kill and assault to kill are scored as felonious assaults and not as murder. Suicide, accidental deaths, justifiable homicides and traffic deaths caused by the negligence of someone other than the victim are not included.



## MURDER SUMMARY

1988

A total of 93 Murder offenses were reported for 1988.

Murders comprised 3.8 percent of the total for the Violent Crime category and 0.2 percent of the total Crime Index Offenses.

July recorded the highest number of murders with 13.

There were 4.9 Murder victims per 100,000 population in West Virginia.

Males accounted for 69.9 percent of the Murder victims; 85.0 percent of the victims were white.

The largest number of victims, 19, fell in the 30-34 age group category.

Firearms were used in 57 (61.3%) of the Murders reported, with handguns being used in 34 of those. This is a 17.4% decrease in firearms being used as a Murder Weapon.

A total of 85 Murders were cleared by arrest or exceptional clearance, a clearance rate of 91.4 percent. Adults were involved in 81 of the clearances.

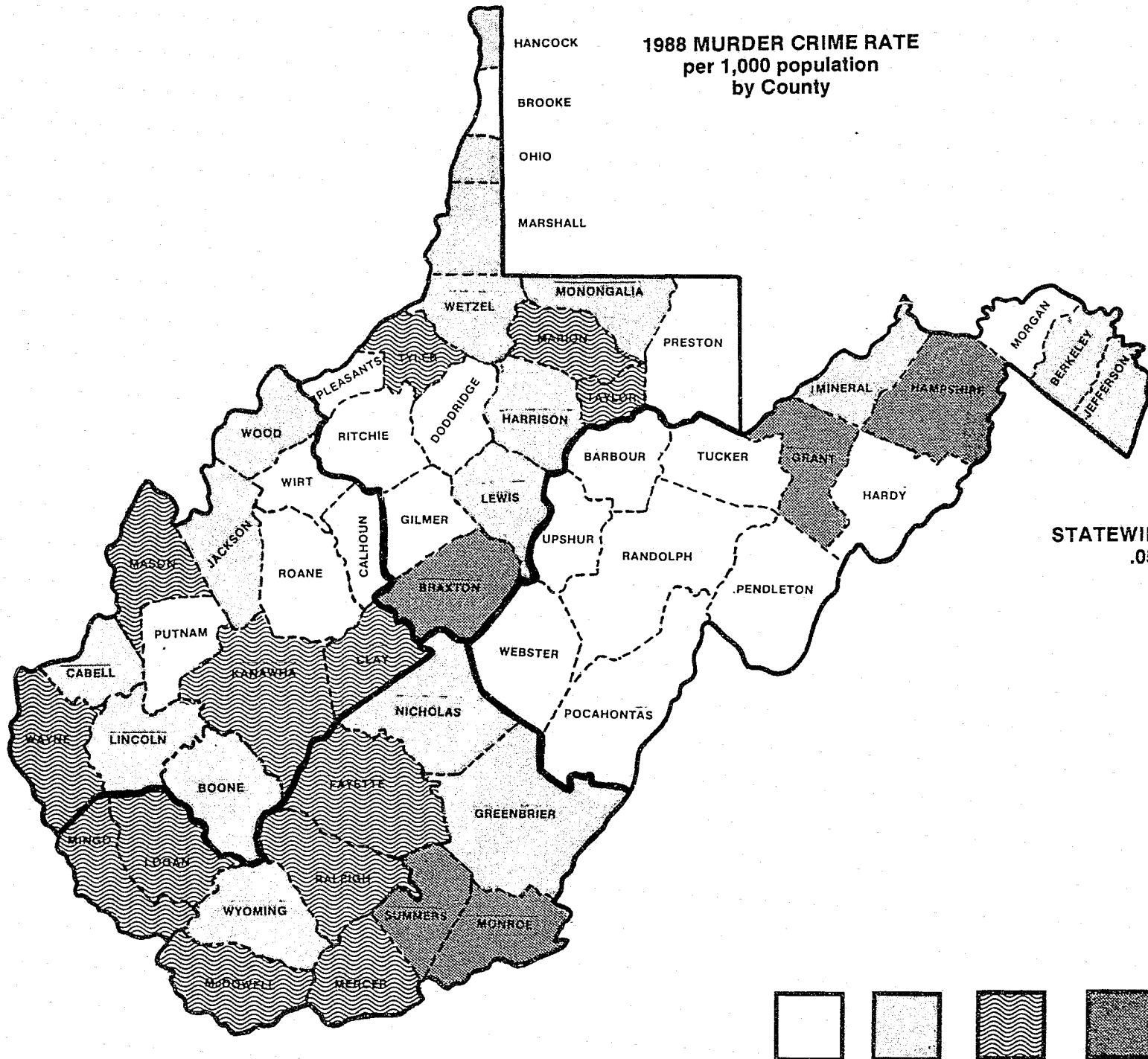
There were 95 persons arrested for Murder offenses; 81 of those arrested were males, 5 were under 18, and 83 were white.

1988 MURDER CRIME RATE BY COUNTY

|    | COUNTY     | MURDER | CRIME RATE | POP    |
|----|------------|--------|------------|--------|
| 1  | PENDLETON  | 0      | 0.00000    | 7842   |
| 2  | WEBSTER    | 0      | 0.00000    | 11416  |
| 3  | POCAHONTAS | 0      | 0.00000    | 9133   |
| 4  | PLEASANTS  | 0      | 0.00000    | 7644   |
| 5  | HARDY      | 0      | 0.00000    | 10423  |
| 6  | TUCKER     | 0      | 0.00000    | 8140   |
| 7  | ROANE      | 0      | 0.00000    | 15287  |
| 8  | CALHOUN    | 0      | 0.00000    | 8438   |
| 9  | DODDRIDGE  | 0      | 0.00000    | 7247   |
| 10 | GILMER     | 0      | 0.00000    | 7743   |
| 11 | BARBOUR    | 0      | 0.00000    | 15684  |
| 12 | RITCHIE    | 0      | 0.00000    | 11118  |
| 13 | PRESTON    | 0      | 0.00000    | 30277  |
| 14 | UPSHUR     | 0      | 0.00000    | 23526  |
| 15 | WIRT       | 0      | 0.00000    | 5162   |
| 16 | PUTNAM     | 0      | 0.00000    | 39738  |
| 17 | RANDOLPH   | 0      | 0.00000    | 28192  |
| 18 | BROOKE     | 0      | 0.00000    | 24936  |
| 19 | MORGAN     | 0      | 0.00000    | 11515  |
| 20 | WOOD       | 1      | 0.01096    | 91227  |
| 21 | MONONGALIA | 1      | 0.01320    | 75741  |
| 22 | OHIO       | 1      | 0.01764    | 56682  |
| 23 | HANCOCK    | 1      | 0.02446    | 40879  |
| 24 | HARRISON   | 2      | 0.02692    | 74252  |
| 25 | GREENBRIER | 1      | 0.02903    | 34442  |
| 26 | JEFFERSON  | 1      | 0.02928    | 34148  |
| 27 | BOONE      | 1      | 0.03426    | 29185  |
| 28 | NICHOLAS   | 1      | 0.03610    | 27696  |
| 29 | MINERAL    | 1      | 0.03703    | 27001  |
| 30 | BERKELEY   | 2      | 0.03750    | 53307  |
| 31 | JACKSON    | 1      | 0.03919    | 25512  |
| 32 | LINCOLN    | 1      | 0.04250    | 23526  |
| 33 | MARSHALL   | 2      | 0.05152    | 38814  |
| 34 | WETZEL     | 1      | 0.05385    | 18569  |
| 35 | LEWIS      | 1      | 0.05534    | 18067  |
| 36 | CABELL     | 6      | 0.05676    | 105699 |
| 37 | WYOMING    | 2      | 0.05996    | 33354  |
| 38 | LOGAN      | 3      | 0.06153    | 48740  |
| 39 | TAYLOR     | 1      | 0.06335    | 15784  |
| 40 | MARION     | 4      | 0.06364    | 62836  |
| 41 | KANAWHA    | 15     | 0.06840    | 218881 |
| 42 | MCDOWELL   | 3      | 0.06978    | 42983  |
| 43 | FAYETTE    | 4      | 0.07452    | 53673  |
| 44 | WAYNE      | 3      | 0.07608    | 39430  |
| 45 | TYLER      | 1      | 0.07693    | 12998  |
| 46 | MINGO      | 3      | 0.08325    | 36034  |
| 47 | MERCER     | 6      | 0.08424    | 71175  |
| 48 | CLAY       | 1      | 0.08915    | 11217  |
| 49 | RALEIGH    | 9      | 0.10890    | 82591  |
| 50 | MASON      | 3      | 0.11577    | 25909  |
| 51 | HAMPSHIRE  | 2      | 0.12670    | 15784  |
| 52 | SUMMERS    | 2      | 0.12914    | 15486  |
| 53 | BRAXTON    | 2      | 0.13798    | 14493  |
| 54 | MONROE     | 2      | 0.14700    | 13604  |
| 55 | GRANT      | 2      | 0.18484    | 10820  |

\*Crime Rate calculated per 1,000 population.

**1988 MURDER CRIME RATE  
per 1,000 population  
by County**



1988 MURDER CRIME RATE IN CLASS I CITIES

|   | AGID       | MURDER | CRIME RATE | POP   |
|---|------------|--------|------------|-------|
| 1 | HUNTINGTON | 5      | 0.08715    | 57344 |
| 2 | CHARLESTON | 7      | 0.12404    | 56416 |

\*Class I Cities are in excess of 50,000 population.

\*Crime Rate calculated per 1,000 population.

1988 MURDER CRIME RATE IN CLASS II CITIES

|    | AGID             | MURDER | CRIME RATE | POP   |
|----|------------------|--------|------------|-------|
| 1  | WEIRTON          | 0      | 0.00000    | 22358 |
| 2  | SOUTH CHARLESTON | 0      | 0.00000    | 14601 |
| 3  | VIENNA           | 0      | 0.00000    | 11275 |
| 4  | ST. ALBANS       | 0      | 0.00000    | 11699 |
| 5  | MORGANTOWN       | 0      | 0.00000    | 26163 |
| 6  | WHEELING         | 1      | 0.02570    | 38906 |
| 7  | PARKERSBURG      | 1      | 0.02616    | 38216 |
| 8  | CLARKSBURG       | 1      | 0.05074    | 19708 |
| 9  | BLUEFIELD        | 1      | 0.06917    | 14456 |
| 10 | MARTINSBURG      | 1      | 0.07313    | 13674 |
| 11 | MOUNDSVILLE      | 1      | 0.08714    | 11475 |
| 12 | BECKLEY          | 2      | 0.10422    | 19187 |
| 13 | FAIRMONT         | 3      | 0.13746    | 21821 |

\*Class II Cities are 10,000 to 49,999 in population.

\*Crime Rate calculated per 1,000 population.

1988 MURDER CRIME RATE IN CLASS III CITIES

|    | AGID                  | MURDER | CRIME RATE | POP  |
|----|-----------------------|--------|------------|------|
| 1  | WHITE SULPHUR SPRINGS | 0      | 0.00000    | 3046 |
| 2  | HINTON                | 0      | 0.00000    | 4195 |
| 3  | RICHWOOD              | 0      | 0.00000    | 3062 |
| 4  | WELCH                 | 0      | 0.00000    | 3055 |
| 5  | SHINNSTON             | 0      | 0.00000    | 2873 |
| 6  | MOOREFIELD            | 0      | 0.00000    | 2189 |
| 7  | MCMECHEN              | 0      | 0.00000    | 2208 |
| 8  | WILLIAMSTOWN          | 0      | 0.00000    | 3292 |
| 9  | MULLENS               | 0      | 0.00000    | 2441 |
| 10 | FAYETTEVILLE          | 0      | 0.00000    | 2187 |
| 11 | WESTON                | 0      | 0.00000    | 5603 |
| 12 | CHESAPEAKE            | 0      | 0.00000    | 2035 |
| 13 | PADEN CITY            | 0      | 0.00000    | 3358 |
| 14 | LEWISBURG             | 0      | 0.00000    | 2981 |
| 15 | RONCEVERTE            | 0      | 0.00000    | 2261 |
| 16 | ST. MARYS             | 0      | 0.00000    | 2161 |
| 17 | SPENCER               | 0      | 0.00000    | 2634 |
| 18 | BETHLEHEM             | 0      | 0.00000    | 2952 |
| 19 | MANNINGTON            | 0      | 0.00000    | 2961 |
| 20 | PHILIPPI              | 0      | 0.00000    | 2804 |
| 21 | STONEWOOD             | 0      | 0.00000    | 2063 |
| 22 | RAVENSWOOD            | 0      | 0.00000    | 3522 |
| 23 | NEW MARTINSVILLE      | 0      | 0.00000    | 6734 |
| 24 | MADISON               | 0      | 0.00000    | 2996 |
| 25 | BUCKHANNON            | 0      | 0.00000    | 6762 |
| 26 | SALEM                 | 0      | 0.00000    | 2390 |
| 27 | MONTGOMERY            | 0      | 0.00000    | 2400 |
| 28 | CHESTER               | 0      | 0.00000    | 3007 |
| 29 | SISTERSVILLE          | 0      | 0.00000    | 2134 |
| 30 | HURRICANE             | 0      | 0.00000    | 3981 |

1988 MURDER CRIME RATE IN CLASS III CITIES

| AGID |               | MURDER | CRIME RATE | POP  |
|------|---------------|--------|------------|------|
| 31   | OCEANA        | 0      | 0.00000    | 2076 |
| 32   | KINGWOOD      | 0      | 0.00000    | 2660 |
| 33   | RIPLEY        | 0      | 0.00000    | 3260 |
| 34   | GRAFTON       | 0      | 0.00000    | 6274 |
| 35   | WELLSBURG     | 0      | 0.00000    | 3496 |
| 36   | NITRO         | 0      | 0.00000    | 7581 |
| 37   | LOGAN         | 0      | 0.00000    | 2589 |
| 38   | KEYSER        | 0      | 0.00000    | 6398 |
| 39   | FOLLANSBEE    | 0      | 0.00000    | 3718 |
| 40   | MILTON        | 0      | 0.00000    | 2230 |
| 41   | KENOVA        | 0      | 0.00000    | 3903 |
| 42   | OAK HILL      | 0      | 0.00000    | 6963 |
| 43   | ELKINS        | 0      | 0.00000    | 7990 |
| 44   | PT. PLEASANT  | 0      | 0.00000    | 5202 |
| 45   | CEREDO        | 0      | 0.00000    | 2075 |
| 46   | RANSON        | 0      | 0.00000    | 2870 |
| 47   | WESTOVER      | 0      | 0.00000    | 4903 |
| 48   | BRIDGEPORT    | 0      | 0.00000    | 6477 |
| 49   | CHARLES TOWN  | 0      | 0.00000    | 3203 |
| 50   | BARBOURSVILLE | 0      | 0.00000    | 3099 |
| 51   | WILLIAMSON    | 1      | 0.20546    | 4867 |
| 52   | DUNBAR        | 2      | 0.22762    | 8786 |
| 53   | PRINCETON     | 2      | 0.24472    | 8172 |
| 54   | SUMMERSVILLE  | 1      | 0.32552    | 3072 |

\*Class III Cities are 2,000 to 9,999 in population.

\*Crime Rate calculated per 1,000 population.

Class I, II, and III City Populations provided by the United States Census Bureau

# MURDER

January - December 1988, 1987

PERIOD 1 88

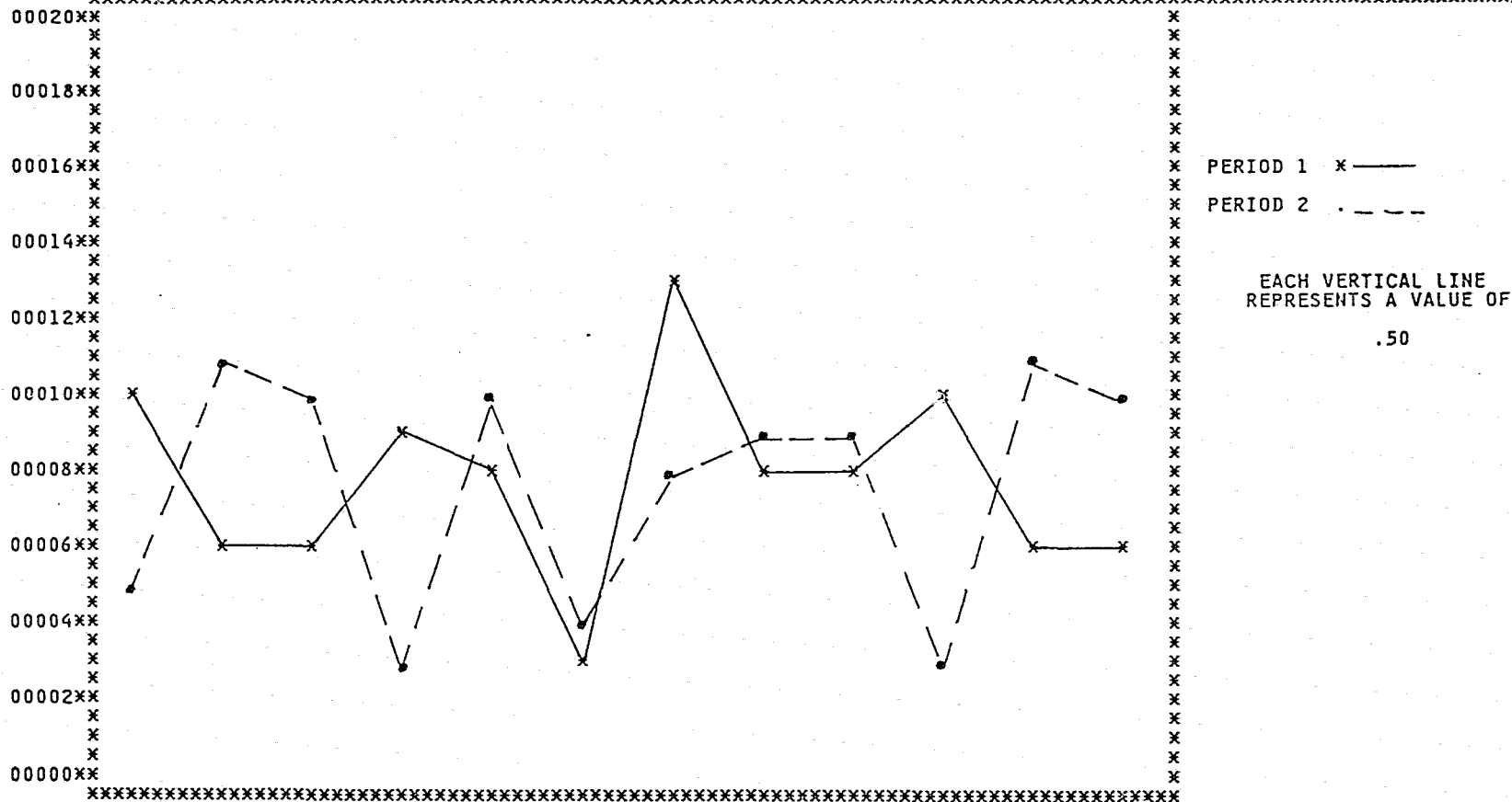
PERIOD 2 87

NUMERICAL CHANGE

PERCENT CHANGE

| NUMBER OF OFFENSES BY MONTH |       |       |        |       |       |       |       |       |        |       |       |     | CRIME RATE | OFF CLEARED |       |
|-----------------------------|-------|-------|--------|-------|-------|-------|-------|-------|--------|-------|-------|-----|------------|-------------|-------|
| JAN                         | FEB   | MAR   | APR    | MAY   | JUN   | JUL   | AUG   | SEP   | OCT    | NOV   | DEC   | TOT | (1,000)    | ADULT       | JUVE  |
| 10                          | 6     | 6     | 9      | 8     | 3     | 13    | 8     | 8     | 10     | 6     | 6     | 93  | .05        | 81          | 4     |
| 5                           | 11    | 10    | 3      | 10    | 4     | 8     | 9     | 9     | 3      | 11    | 10    | 93  | .05        | 85          | 5     |
| 5+                          | 5-    | 4-    | 6+     | 2-    | 1-    | 5+    | 1-    | 1-    | 7+     | 5-    | 4-    | 0   | .00        | 4-          | -1    |
| 100.0+                      | 45.5- | 40.0- | 200.0+ | 20.0- | 25.0- | 62.5+ | 11.1- | 11.1- | 233.3+ | 45.5- | 40.0- | .0  | .0         | 4.7-        | -20.0 |

35



# MURDERS BY TYPE OF WEAPON/CIRCUMSTANCES

January - December 1988, 1987

| MURDERS BY CIRCUMSTANCE |                   |         |                 | MURDERS BY TYPE OF WEAPON |                   |         |                 |
|-------------------------|-------------------|---------|-----------------|---------------------------|-------------------|---------|-----------------|
| CIRCUMSTANCE            |                   | NUMBER  | PERCENT DISTRIB | TYPE OF WEAPON            |                   | NUMBER  | PERCENT DISTRIB |
| RAPE                    | 1988              | 1       | 1.08            | HANDGUN                   | 1988              | 34      | 36.56           |
|                         | 1987              | 1       | 1.08            |                           | 1987              | 45      | 48.39           |
|                         | PERCENT OF CHANGE | .00     |                 |                           | PERCENT OF CHANGE | 24.44-  |                 |
| ROBBERY                 | 1988              | 5       | 5.38            | RIFLE                     | 1988              | 9       | 9.68            |
|                         | 1987              | 4       | 4.30            |                           | 1987              | 7       | 7.53            |
|                         | PERCENT OF CHANGE | 25.00+  |                 |                           | PERCENT OF CHANGE | 28.57+  |                 |
| MOTOR VEHICLE THEFT     | 1988              | 1       | 1.08            | SHOTGUN                   | 1988              | 14      | 15.05           |
|                         | 1987              | 1       | 1.08            |                           | 1987              | 17      | 18.28           |
|                         | PERCENT OF CHANGE | .00     |                 |                           | PERCENT OF CHANGE | 17.65-  |                 |
| ARSON                   | 1988              | 1       | 1.08            | CUTTING AND STABBING      | 1988              | 19      | 20.43           |
|                         | 1987              | 0       | .00             |                           | 1987              | 6       | 6.45            |
|                         | PERCENT OF CHANGE | .00     |                 |                           | PERCENT OF CHANGE | 216.67+ |                 |
| OTHER SEX OFFENSE       | 1988              | 1       | 1.08            | BLUNT OBJECT              | 1988              | 6       | 6.45            |
|                         | 1987              | 0       | .00             |                           | 1987              | 7       | 7.53            |
|                         | PERCENT OF CHANGE | .00     |                 |                           | PERCENT OF CHANGE | 14.29-  |                 |
| NARCOTIC DRUG LAWS      | 1988              | 1       | 1.08            | PERSONAL WEAPONS          | 1988              | 5       | 5.38            |
|                         | 1987              | 0       | .00             |                           | 1987              | 4       | 4.30            |
|                         | PERCENT OF CHANGE | .00     |                 |                           | PERCENT OF CHANGE | 25.00+  |                 |
| LOVERS TRIANGLE         | 1988              | 4       | 4.30            | FIRE                      | 1988              | 2       | 2.15            |
|                         | 1987              | 5       | 5.38            |                           | 1987              | 0       | .00             |
|                         | PERCENT OF CHANGE | 20.00-  |                 |                           | PERCENT OF CHANGE | .00     |                 |
| BRWL DUE-ALCOHOL        | 1988              | 3       | 3.23            | NARCOTICS AND DRUGS       | 1988              | 1       | 1.08            |
|                         | 1987              | 4       | 4.30            |                           | 1987              | 0       | .00             |
|                         | PERCENT OF CHANGE | 25.00-  |                 |                           | PERCENT OF CHANGE | .00     |                 |
| BRWL DUE-NARCOTICS      | 1988              | 1       | 1.08            | STRANGULATION-HUNG        | 1988              | 2       | 2.15            |
|                         | 1987              | 0       | .00             |                           | 1987              | 2       | 2.15            |
|                         | PERCENT OF CHANGE | .00     |                 |                           | PERCENT OF CHANGE | .00     |                 |
| ARGUMENT-MONEY PROPERTY | 1988              | 3       | 3.23            | ASPHYXIATION              | 1988              | 0       | .00             |
|                         | 1987              | 4       | 4.30            |                           | 1987              | 1       | 1.08            |
|                         | PERCENT OF CHANGE | 25.00-  |                 |                           | PERCENT OF CHANGE | .00     |                 |
| OTHER ARGUMENTS         | 1988              | 54      | 58.06           | OTHER                     | 1988              | 1       | 1.08            |
|                         | 1987              | 58      | 62.37           |                           | 1987              | 4       | 4.30            |
|                         | PERCENT OF CHANGE | 6.90-   |                 |                           | PERCENT OF CHANGE | 75.00-  |                 |
| GANGLAND KILLINGS       | 1988              | 0       | .00             | TOTAL                     | 1988              | 93      | 100.00          |
|                         | 1987              | 1       | 1.08            |                           | 1987              | 93      | 100.00          |
|                         | PERCENT OF CHANGE | .00     |                 |                           | PERCENT OF CHANGE | .00     |                 |
| INSTITUTIONAL KILLINGS  | 1988              | 0       | .00             |                           |                   |         |                 |
|                         | 1987              | 2       | 2.15            |                           |                   |         |                 |
|                         | PERCENT OF CHANGE | .00     |                 |                           |                   |         |                 |
| OTHER NON-FELONIOUS     | 1988              | 9       | 9.68            |                           |                   |         |                 |
|                         | 1987              | 9       | 9.68            |                           |                   |         |                 |
|                         | PERCENT OF CHANGE | .00     |                 |                           |                   |         |                 |
| ALL SUSPECT FELONY TYPE | 1988              | 3       | 3.23            |                           |                   |         |                 |
|                         | 1987              | 2       | 2.15            |                           |                   |         |                 |
|                         | PERCENT OF CHANGE | 50.00+  |                 |                           |                   |         |                 |
| UNCLASSIFIED            | 1988              | 6       | 6.45            |                           |                   |         |                 |
|                         | 1987              | 2       | 2.15            |                           |                   |         |                 |
|                         | PERCENT OF CHANGE | 200.00+ |                 |                           |                   |         |                 |
| TOTAL                   | 1988              | 93      | 100.00          |                           |                   |         |                 |
|                         | 1987              | 93      | 100.00          |                           |                   |         |                 |
|                         | PERCENT OF CHANGE | .00     |                 |                           |                   |         |                 |



January - December 1988, 1987

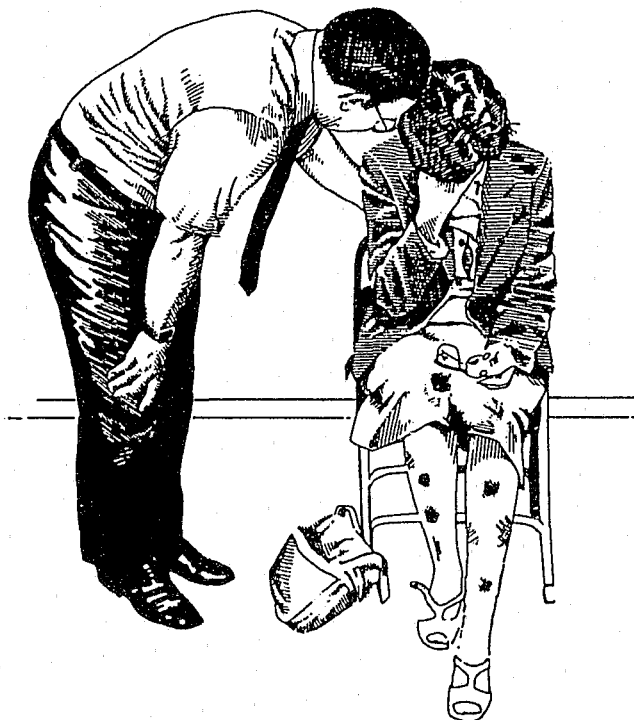
|                | AGE         | NUMBER   | PERCENT | SEX      |         | RACE     |          |          |     |     |       |
|----------------|-------------|----------|---------|----------|---------|----------|----------|----------|-----|-----|-------|
|                |             |          |         | MALE     | FEMALE  | WHITE    | BLACK    | AMER IND | ASI | ISD | OTHER |
| 1988           | 1-4         | 4        | 4.30    | 2        | 2       | 1        | 3        |          |     |     |       |
| 1987           | 1-4         | 6        | 6.45    | 4        | 2       | 6        |          |          |     |     |       |
| PERCENT CHANGE |             | 33.33-x  |         | 50.00-x  |         | 83.33-x  |          |          |     |     |       |
| 1988           | 5-9         | 0        | .00     |          |         |          |          |          |     |     |       |
| 1987           | 5-9         | 0        | .00     |          |         |          |          |          |     |     |       |
| PERCENT CHANGE |             |          |         |          |         |          |          |          |     |     |       |
| 1988           | 10-14       | 1        | 1.08    |          | 1       | 1        |          |          |     |     |       |
| 1987           | 10-14       | 0        | .00     |          |         |          |          |          |     |     |       |
| PERCENT CHANGE |             |          |         |          |         |          |          |          |     |     |       |
| 1988           | 15-19       | 8        | 8.60    | 7        | 1       | 8        |          |          |     |     |       |
| 1987           | 15-19       | 3        | 3.23    | 1        | 2       | 3        |          |          |     |     |       |
| PERCENT CHANGE |             | 166.67+x |         | 600.00+x | 50.00-  | 166.67+x |          |          |     |     |       |
| 1988           | 20-24       | 15       | 16.13   | 9        | 6       | 11       | 4        |          |     |     |       |
| 1987           | 20-24       | 11       | 11.83   | 9        | 2       | 11       |          |          |     |     |       |
| PERCENT CHANGE |             | 36.36+x  |         |          | 200.00+ |          |          |          |     |     |       |
| 1988           | 25-29       | 12       | 12.90   | 10       | 2       | 12       |          |          |     |     |       |
| 1987           | 25-29       | 19       | 20.43   | 15       | 4       | 17       | 2        |          |     |     |       |
| PERCENT CHANGE |             | 36.84-x  |         | 33.33-x  | 50.00-  | 29.41-x  |          |          |     |     |       |
| 1988           | 30-34       | 19       | 20.43   | 13       | 6       | 15       | 4        |          |     |     |       |
| 1987           | 30-34       | 9        | 9.68    | 8        | 1       | 8        | 1        |          |     |     |       |
| PERCENT CHANGE |             | 111.11+x |         | 62.50+x  | 500.00+ | 87.50+x  | 300.00+x |          |     |     |       |
| 1988           | 35-39       | 7        | 7.53    | 3        | 4       | 5        | 2        |          |     |     |       |
| 1987           | 35-39       | 10       | 10.75   | 7        | 3       | 9        | 1        |          |     |     |       |
| PERCENT CHANGE |             | 30.00-x  |         | 57.14-x  | 33.33+  | 44.44-x  | 100.00+x |          |     |     |       |
| 1988           | 40-44       | 3        | 3.23    | 2        | 1       | 3        |          |          |     |     |       |
| 1987           | 40-44       | 9        | 9.68    | 5        | 4       | 8        | 1        |          |     |     |       |
| PERCENT CHANGE |             | 66.67-x  |         | 60.00-x  | 75.00-  | 62.50-x  |          |          |     |     |       |
| 1988           | 45-49       | 3        | 3.23    | 2        | 1       | 3        |          |          |     |     |       |
| 1987           | 45-49       | 3        | 3.23    | 2        | 1       | 3        |          |          |     |     |       |
| PERCENT CHANGE |             |          |         |          |         |          |          |          |     |     |       |
| 1988           | 50-54       | 5        | 5.38    | 5        |         | 5        |          |          |     |     |       |
| 1987           | 50-54       | 8        | 8.60    | 7        | 1       | 7        | 1        |          |     |     |       |
| PERCENT CHANGE |             | 37.50-x  |         | 28.57-x  |         | 28.57-x  |          |          |     |     |       |
| 1988           | 55-59       | 1        | 1.08    |          | 1       | 1        |          |          |     |     |       |
| 1987           | 55-59       | 3        | 3.23    | 2        | 1       | 2        | 1        |          |     |     |       |
| PERCENT CHANGE |             | 66.67-x  |         |          |         | 50.00-x  |          |          |     |     |       |
| 1988           | 60-64       | 6        | 6.45    | 6        |         | 6        |          |          |     |     |       |
| 1987           | 60-64       | 5        | 5.38    | 3        | 2       | 5        |          |          |     |     |       |
| PERCENT CHANGE |             | 20.00+x  |         | 100.00+x |         | 20.00+x  |          |          |     |     |       |
| 1988           | 65-69       | 3        | 3.23    | 1        | 2       | 3        |          |          |     |     |       |
| 1987           | 65-69       | 1        | 1.08    |          | 1       | 1        |          |          |     |     |       |
| PERCENT CHANGE |             | 200.00+x |         |          | 100.00+ | 200.00+x |          |          |     |     |       |
| 1988           | 70-74       | 3        | 3.23    | 3        |         | 3        |          |          |     |     |       |
| 1987           | 70-74       | 4        | 4.30    | 2        | 2       | 3        | 1        |          |     |     |       |
| PERCENT CHANGE |             | 25.00-x  |         | 50.00+x  |         |          |          |          |     |     |       |
| 1988           | 75 AND OVER | 3        | 3.23    | 2        | 1       | 2        | 1        |          |     |     |       |
| 1987           | 75 AND OVER | 2        | 2.15    | 2        |         | 1        | 1        |          |     |     |       |
| PERCENT CHANGE |             | 50.00+x  |         |          |         | 100.00+x |          |          |     |     |       |
| 1988           | TOTAL       | 93       | 100.00  | 65       | 28      | 79       | 14       |          |     |     |       |
| 1987           | TOTAL       | 93       | 100.00  | 67       | 26      | 84       | 9        |          |     |     |       |
| PERCENT CHANGE |             |          |         | 2.99-x   | 7.69+   | 5.95-x   | 55.56+x  |          |     |     |       |
| PERCENT 1988   |             |          |         | 69.89    | 30.11   | 84.95    | 15.05    |          |     |     |       |
| PERCENT 1987   |             |          |         | 72.04    | 27.96   | 90.32    | 9.68     |          |     |     |       |

# FORCIBLE RAPE

## DEFINITION

Forcible Rape is the carnal knowledge of a **female** forcibly and against her will. For the purpose of Uniform Crime Reporting, rape is divided into two categories: (1) Rape by Force; and (2) Attempted Rape. Carnal abuse without force (statutory rape) and other sex offenses are not included.

Forcible Rape differs from other violent crimes in that the victim in many cases, is hesitant in reporting the offense to police. The rigors of court procedures, embarrassment and fear of any accompanying stigma have a deterrent effect on the victim's willingness to make the crime known to police. The presence of a prior relationship between victim and perpetrator makes the determination of the act of force difficult to establish, and the usual clandestine nature of the offense presents a problem in verification.



## FORCIBLE RAPE SUMMARY

1988

A total of 353 Forcible Rape Offenses were reported for 1988.

Forcible Rapes comprised 14.3 percent of the total for the Violent Crime Category and 0.8 percent of the total Crime Index Offenses.

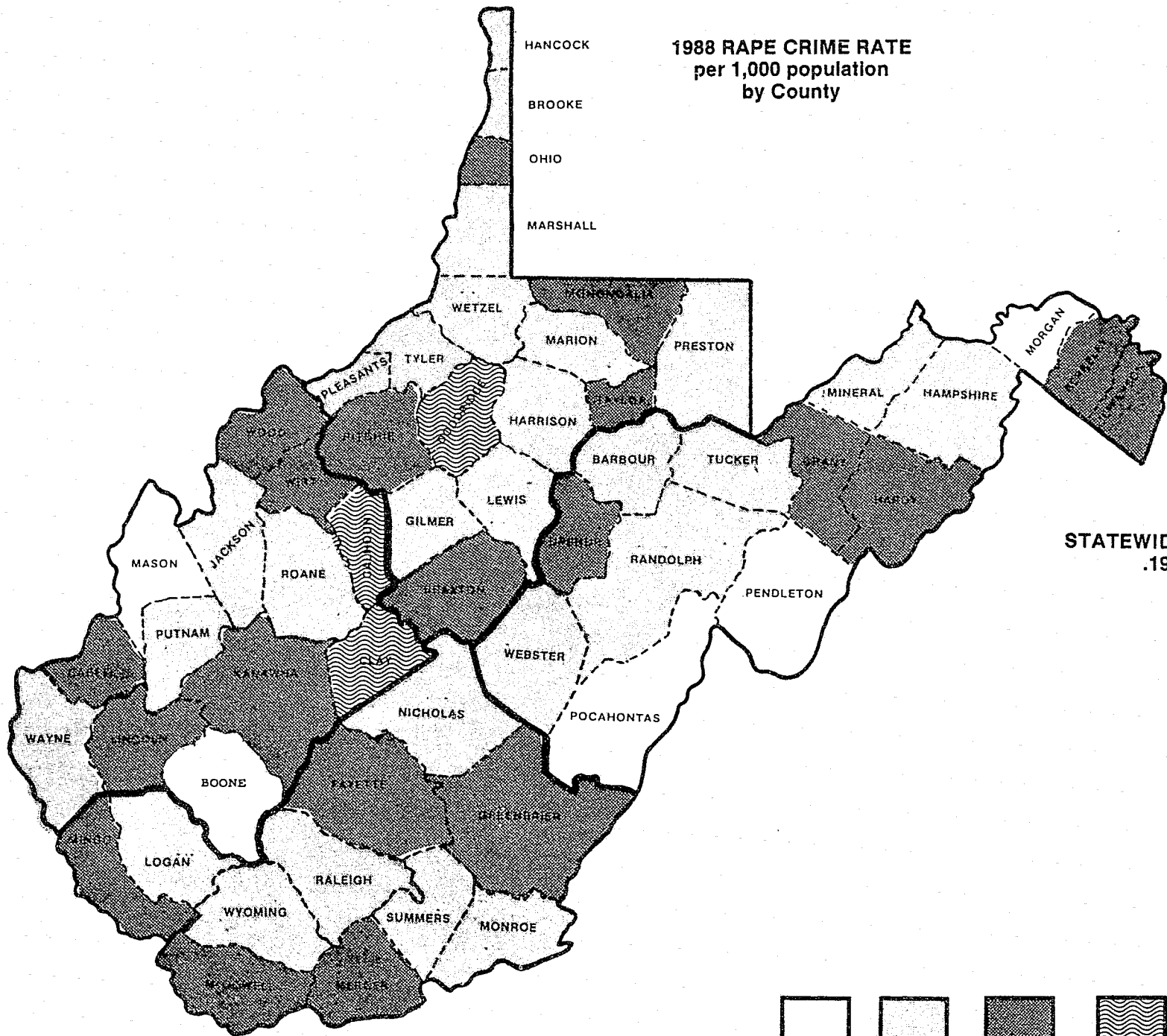
March and September recorded the highest number of Forcible Rapes each with 37.

A total of 238 Forcible Rapes were cleared by arrest or exceptional clearance, a clearance rate of 67.4 percent. Adults were involved in 226 of the clearances.

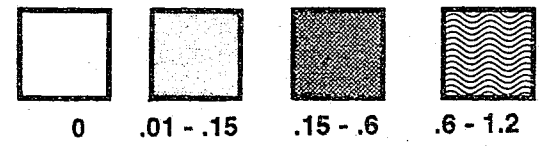
There were 169 persons arrested for Forcible Rape offenses; 168 of those arrested were males, 18 were under 18, and 136 were white.

Rapes by Force occurred in 292 offenses where as 61 were assaults to Rape.

### 1988 RAPE CRIME RATE per 1,000 population by County



STATEWIDE RATE  
.19



# FORCIBLE RAPE

January - December 1988, 1987

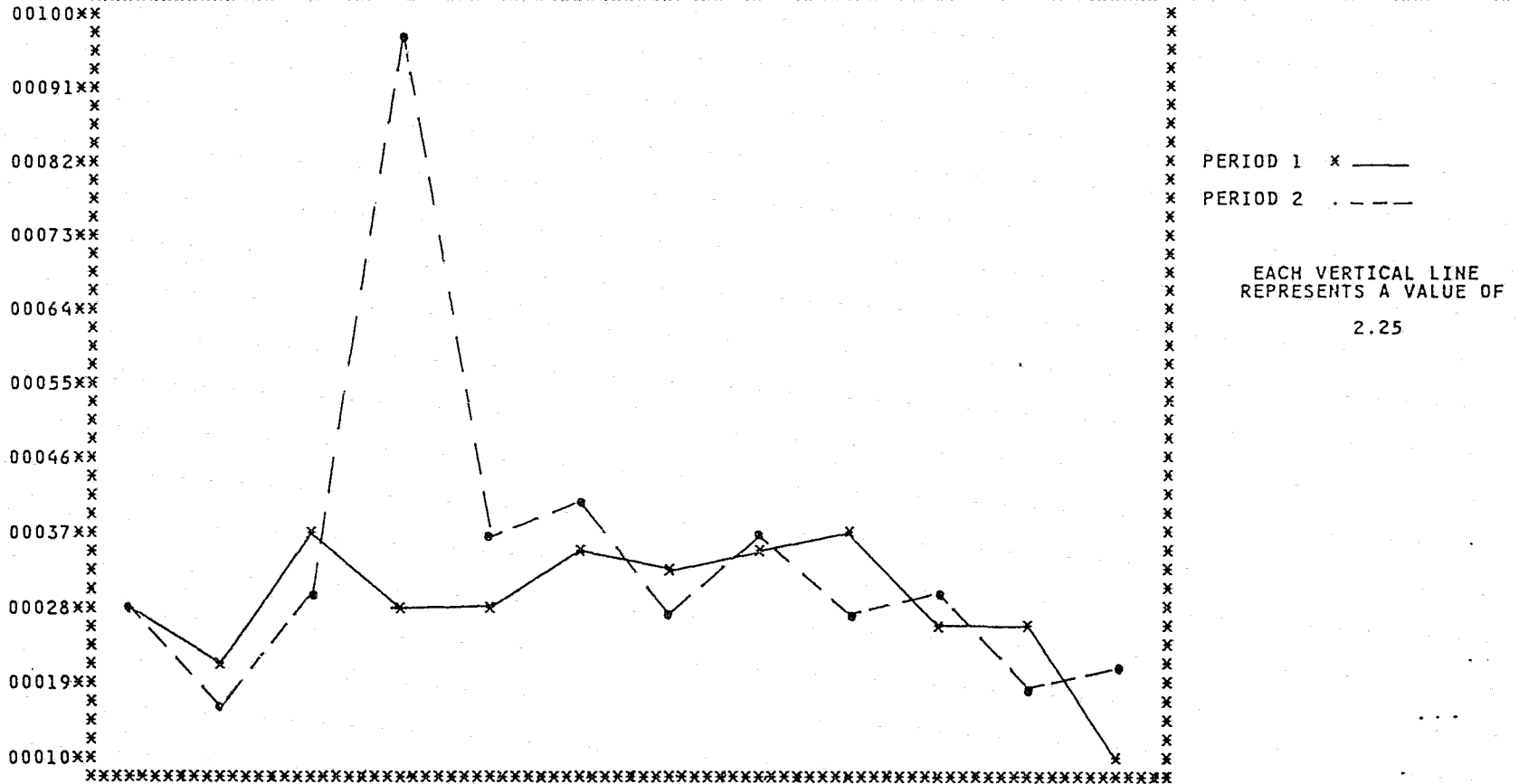
PERIOD 1 88

PERIOD 2 87

NUMERICAL CHANGE

PERCENT CHANGE

| NUMBER OF OFFENSES BY MONTH |       |       |       |       |       |       |      |       |       |       |       |       | CRIME   | OFF   | CLEARED |
|-----------------------------|-------|-------|-------|-------|-------|-------|------|-------|-------|-------|-------|-------|---------|-------|---------|
|                             |       |       |       |       |       |       |      |       |       |       |       |       | RATE    |       |         |
| JAN                         | FEB   | MAR   | APR   | MAY   | JUN   | JUL   | AUG  | SEP   | OCT   | NOV   | DEC   | TOT   | (1,000) | ADULT | JUVE    |
| 29                          | 22    | 37    | 29    | 29    | 35    | 34    | 36   | 37    | 27    | 26    | 12    | 353   | .19     | 226   | 12      |
| 29                          | 18    | 32    | 99    | 37    | 42    | 29    | 39   | 30    | 31    | 21    | 22    | 429   | .22     | 284   | 18      |
| 0                           | 4+    | 5+    | 70-   | 8-    | 7-    | 5+    | 3-   | 7+    | 4-    | 5+    | 10-   | 76-   | .03-    | 58-   | -6      |
| .0                          | 22.2+ | 15.6+ | 70.7- | 21.6- | 16.7- | 17.2+ | 7.7- | 23.3+ | 12.9- | 23.8+ | 45.5- | 17.7- | 13.6-   | 20.4- | -33.3   |



1988 RAPE CRIME RATE BY COUNTY

|    | COUNTY     | RAPE | CRIME RATE | POP    |
|----|------------|------|------------|--------|
| 1  | PENDLETON  | 0    | 0.00000    | 7842   |
| 2  | POCAHONTAS | 0    | 0.00000    | 9133   |
| 3  | MORGAN     | 0    | 0.00000    | 11515  |
| 4  | BOONE      | 0    | 0.00000    | 29185  |
| 5  | MASON      | 0    | 0.00000    | 25909  |
| 6  | MARION     | 1    | 0.01591    | 62836  |
| 7  | WYOMING    | 1    | 0.02998    | 33354  |
| 8  | RANDOLPH   | 1    | 0.03547    | 28192  |
| 9  | MINERAL    | 1    | 0.03703    | 27001  |
| 10 | HARRISON   | 3    | 0.04038    | 74252  |
| 11 | WAYNE      | 2    | 0.05072    | 39430  |
| 12 | WETZEL     | 1    | 0.05385    | 18569  |
| 13 | LEWIS      | 1    | 0.05534    | 18067  |
| 14 | HAMPSHIRE  | 1    | 0.06335    | 15784  |
| 15 | SUMMERS    | 1    | 0.06457    | 15486  |
| 16 | ROANE      | 1    | 0.06541    | 15287  |
| 17 | HANCOCK    | 3    | 0.07338    | 40879  |
| 18 | MONROE     | 1    | 0.07350    | 13604  |
| 19 | TYLER      | 1    | 0.07693    | 12998  |
| 20 | MARSHALL   | 3    | 0.07728    | 38814  |
| 21 | BROOKE     | 2    | 0.08020    | 24936  |
| 22 | RALEIGH    | 7    | 0.08470    | 82591  |
| 23 | WEBSTER    | 1    | 0.08759    | 11416  |
| 24 | PRESTON    | 3    | 0.09906    | 30277  |
| 25 | PUTNAM     | 4    | 0.10064    | 39738  |
| 26 | JACKSON    | 3    | 0.11757    | 25512  |
| 27 | TUCKER     | 1    | 0.12285    | 8140   |
| 28 | LOGAN      | 6    | 0.12306    | 48740  |
| 29 | BARBOUR    | 2    | 0.12750    | 15684  |
| 30 | GILMER     | 1    | 0.12914    | 7743   |
| 31 | PLEASANTS  | 1    | 0.13082    | 7644   |
| 32 | NICHOLAS   | 4    | 0.14440    | 27696  |
| 33 | MERCER     | 12   | 0.16848    | 71175  |
| 34 | JEFFERSON  | 6    | 0.17568    | 34148  |
| 35 | WOOD       | 17   | 0.18632    | 91227  |
| 36 | TAYLOR     | 3    | 0.19005    | 15784  |
| 37 | WIRT       | 1    | 0.19372    | 5162   |
| 38 | MINGO      | 7    | 0.19425    | 36034  |
| 39 | MCDOWELL   | 9    | 0.20934    | 42983  |
| 40 | MONONGALIA | 17   | 0.22440    | 75741  |
| 41 | FAYETTE    | 14   | 0.26082    | 53673  |
| 42 | BRAXTON    | 4    | 0.27596    | 14493  |
| 43 | GRANT      | 3    | 0.27726    | 10820  |
| 44 | GREENBRIER | 10   | 0.29030    | 34442  |
| 45 | UPSHUR     | 7    | 0.29750    | 23526  |
| 46 | KANAWHA    | 66   | 0.30096    | 218881 |
| 47 | OHIO       | 18   | 0.31752    | 56682  |
| 48 | CABELL     | 39   | 0.36894    | 105699 |
| 49 | BERKELEY   | 20   | 0.37500    | 53307  |
| 50 | HARDY      | 4    | 0.38376    | 10423  |
| 51 | RITCHIE    | 5    | 0.44970    | 11118  |
| 52 | LINCOLN    | 13   | 0.55250    | 23526  |
| 53 | CLAY       | 7    | 0.62405    | 11217  |
| 54 | CALHOUN    | 6    | 0.71106    | 8438   |
| 55 | DODDRIDGE  | 8    | 1.10384    | 7247   |

\*Crime Rate calculated per 1,000 population.

1988 RAPE CRIME RATE IN CLASS I CITIES

|   | AGID       | RAPE | CRIME RATE | POP   |
|---|------------|------|------------|-------|
| 1 | HUNTINGTON | 34   | 0.59262    | 57344 |
| 2 | CHARLESTON | 44   | 0.77968    | 56416 |

\*Class I Cities are in excess of 50,000 population.

\*Crime Rate calculated per 1,000 population.

1988 RAPE CRIME RATE IN CLASS II CITIES

|    | AGID             | RAPE | CRIME RATE | POP   |
|----|------------------|------|------------|-------|
| 1  | SOUTH CHARLESTON | 0    | 0.00000    | 14601 |
| 2  | VIENNA           | 0    | 0.00000    | 11275 |
| 3  | MOUNDSVILLE      | 0    | 0.00000    | 11475 |
| 4  | FAIRMONT         | 0    | 0.00000    | 21821 |
| 5  | CLARKSBURG       | 1    | 0.05074    | 19708 |
| 6  | BLUEFIELD        | 1    | 0.06917    | 14456 |
| 7  | ST. ALBANS       | 1    | 0.08547    | 11699 |
| 8  | WEIRTON          | 2    | 0.08944    | 22358 |
| 9  | BECKLEY          | 2    | 0.10422    | 19187 |
| 10 | MORGANTOWN       | 8    | 0.30576    | 26163 |
| 11 | WHEELING         | 13   | 0.33410    | 38906 |
| 12 | MARTINSBURG      | 5    | 0.36565    | 13674 |
| 13 | PARKERSBURG      | 16   | 0.41856    | 38216 |

\*Class II Cities are 10,000 to 49,999 in population.

\*Crime Rate calculated per 1,000 population.

1988 RAPE CRIME RATE IN CLASS III CITIES

|    | AGID                  | RAPE | CRIME RATE | POP  |
|----|-----------------------|------|------------|------|
| 1  | WHITE SULPHUR SPRINGS | 0    | 0.00000    | 3046 |
| 2  | HINTON                | 0    | 0.00000    | 4195 |
| 3  | RICHWOOD              | 0    | 0.00000    | 3062 |
| 4  | WELCH                 | 0    | 0.00000    | 3055 |
| 5  | SHINNSTON             | 0    | 0.00000    | 2873 |
| 6  | MOOREFIELD            | 0    | 0.00000    | 2189 |
| 7  | MCMECHEN              | 0    | 0.00000    | 2208 |
| 8  | WILLIAMSTOWN          | 0    | 0.00000    | 3292 |
| 9  | MULLENS               | 0    | 0.00000    | 2441 |
| 10 | FAYETTEVILLE          | 0    | 0.00000    | 2187 |
| 11 | WESTON                | 0    | 0.00000    | 5603 |
| 12 | CHESAPEAKE            | 0    | 0.00000    | 2035 |
| 13 | PADEN CITY            | 0    | 0.00000    | 3358 |
| 14 | ST. MARYS             | 0    | 0.00000    | 2161 |
| 15 | SPENCER               | 0    | 0.00000    | 2634 |
| 16 | BETHLEHEM             | 0    | 0.00000    | 2952 |
| 17 | MANNINGTON            | 0    | 0.00000    | 2961 |
| 18 | PHILIPPI              | 0    | 0.00000    | 2804 |
| 19 | STONEWOOD             | 0    | 0.00000    | 2063 |
| 20 | RAVENSWOOD            | 0    | 0.00000    | 3522 |
| 21 | NEW MARTINSVILLE      | 0    | 0.00000    | 6734 |
| 22 | MADISON               | 0    | 0.00000    | 2996 |
| 23 | BUCKHANNON            | 0    | 0.00000    | 6762 |
| 24 | SALEM                 | 0    | 0.00000    | 2390 |
| 25 | MONTGOMERY            | 0    | 0.00000    | 2400 |

1988 RAPE CRIME RATE IN CLASS III CITIES

|    | AGID          | RAPE | CRIME RATE | POP  |
|----|---------------|------|------------|------|
| 26 | CHESTER       | 0    | 0.00000    | 3007 |
| 27 | SISTERSVILLE  | 0    | 0.00000    | 2134 |
| 28 | OCEANA        | 0    | 0.00000    | 2076 |
| 29 | RIPLEY        | 0    | 0.00000    | 3260 |
| 30 | WELLSBURG     | 0    | 0.00000    | 3496 |
| 31 | NITRO         | 0    | 0.00000    | 7581 |
| 32 | LOGAN         | 0    | 0.00000    | 2589 |
| 33 | KEYSER        | 0    | 0.00000    | 6398 |
| 34 | FOLLANSBEE    | 0    | 0.00000    | 3718 |
| 35 | KENOVA        | 0    | 0.00000    | 3903 |
| 36 | ELKINS        | 0    | 0.00000    | 7990 |
| 37 | PT. PLEASANT  | 0    | 0.00000    | 5202 |
| 38 | CEREDO        | 0    | 0.00000    | 2075 |
| 39 | RANSON        | 0    | 0.00000    | 2870 |
| 40 | CHARLES TOWN  | 0    | 0.00000    | 3203 |
| 41 | BARBOURSVILLE | 0    | 0.00000    | 3099 |
| 42 | DUNBAR        | 0    | 0.00000    | 8786 |
| 43 | PRINCETON     | 0    | 0.00000    | 8172 |
| 44 | SUMMERSVILLE  | 0    | 0.00000    | 3072 |
| 45 | OAK HILL      | 1    | 0.14361    | 6963 |
| 46 | BRIDGEPORT    | 1    | 0.15439    | 6477 |
| 47 | GRAFTON       | 1    | 0.15938    | 6274 |
| 48 | WILLIAMSON    | 1    | 0.20546    | 4867 |
| 49 | LEWISBURG     | 1    | 0.33545    | 2981 |
| 50 | KINGWOOD      | 1    | 0.37593    | 2660 |
| 51 | RONCEVERTE    | 1    | 0.44228    | 2261 |
| 52 | MILTON        | 1    | 0.44843    | 2230 |
| 53 | HURRICANE     | 2    | 0.50238    | 3981 |
| 54 | WESTOVER      | 8    | 1.63160    | 4903 |

\*Class III Cities are 2,000 to 9,999 in population.

\*Crime Rate calculated per 1,000 population.


Class I, II, and III City Populations provided by the United States Census Bureau

# ROBBERY

## DEFINITION

Robbery is defined as the felonious and forcible taking of the property of another against their will by violence or by putting them in fear. The element of personal confrontation is always present in this crime. Under the Uniform Crime Reporting Program, all assaults or attempts to rob are included. Robberies are reported in four general categories - gun; knife or cutting instrument; hands, fists, feet, etc.; and other dangerous weapons. As a general rule, robbery differs from larceny in that it is aggravated by the element of force or the threat of force.

Robbery, as a crime of violence, has a serious impact on the victim. In many instances, serious injury results. Oftentime, along with physical injury or without, the victim suffers mental disturbance. Such damage is immeasurable. This is emphasized when the attempt to rob results in the death of the victim. Of course, in this case, the robbery would not be scored since the more serious offense, murder, would be reported and the robbery would serve as the motive. The placing of a dollar value, however, on the damage resulting from this type of offense is an attempt to measure that which is immeasurable.



## ROBBERY SUMMARY

1988

A total of 644 Robbery Offenses were reported for 1988.

Robberies comprised 26.0 percent of the total for the Violent Crime category and 1.5 percent of the total Crime Index Offenses.

December recorded the highest number of Robberies with 74 offenses.

The total dollar value for Robbery offenses was \$271,399, an average of \$421 for each offense.

A total of 241 Robberies were cleared by arrest or exceptional clearance, a clearance rate of 37.4 percent. Adults were involved in 213 of the clearances.

There were 252 persons arrested for Robbery offenses; 233 of those arrested were males, 38 were under 18 and 183 were white.

## ROBBERY BY TYPE OF WEAPON

January—December 1988

| Type of Weapon                      | Number of Offenses | Percent Distribution |
|-------------------------------------|--------------------|----------------------|
| Gun                                 | 227                | 35.2%                |
| Knife/Sharp Instrument              | 72                 | 11.2%                |
| Other Dangerous Weapon              | 49                 | 7.6%                 |
| Strong Arm—Hands, Fists, Feet, Etc. | 296                | 46.0%                |





# ROBBERY

January - December 1988, 1987

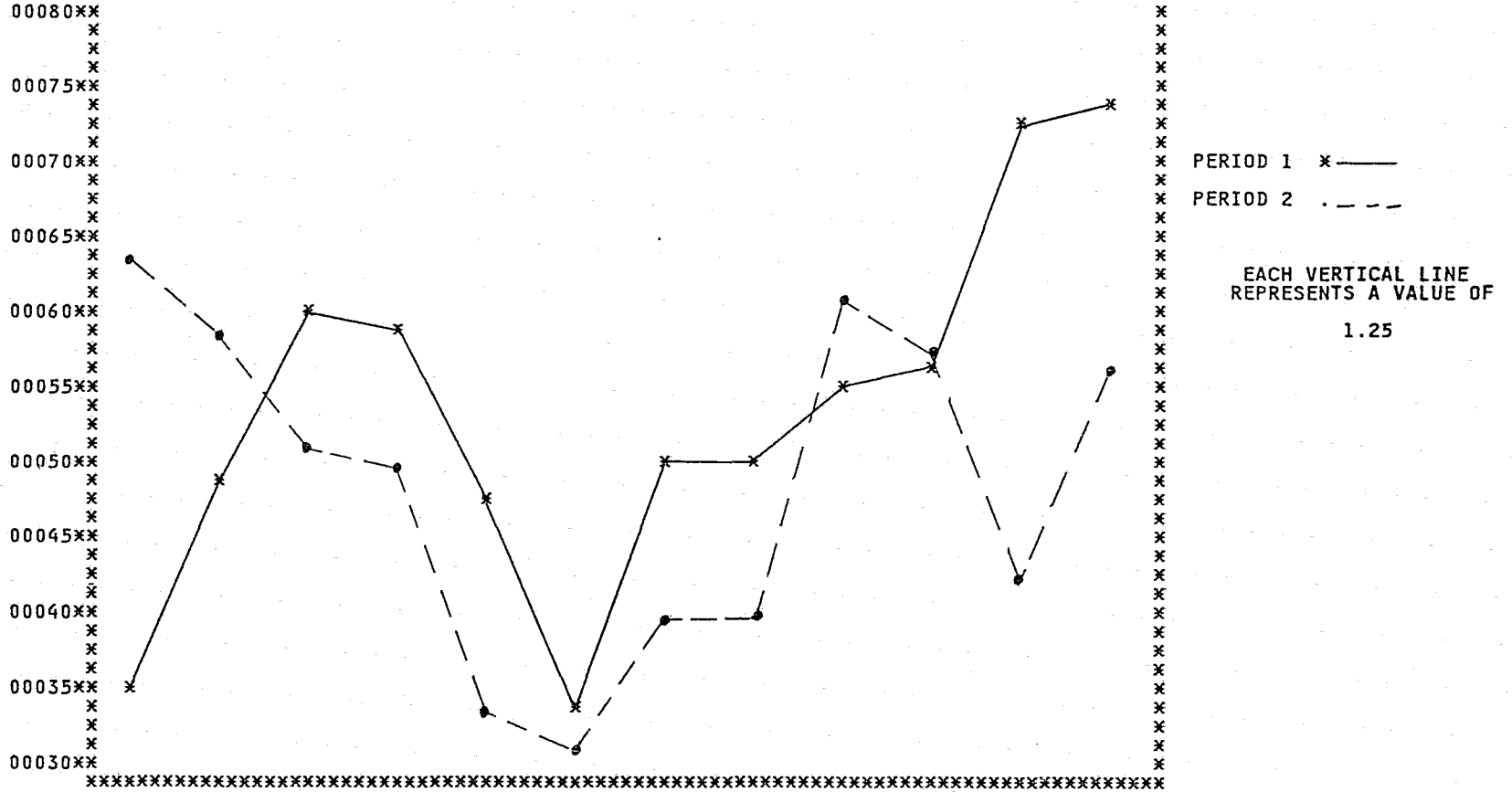
| NUMBER OF OFFENSES BY MONTH |      |      |      |      |     |      |      |      |     |      |      |     | CRIME   | OFF CLEARED | RATE |  |
|-----------------------------|------|------|------|------|-----|------|------|------|-----|------|------|-----|---------|-------------|------|--|
| JAN                         | FEB  | MAR  | APR  | MAY  | JUN | JUL  | AUG  | SEP  | OCT | NOV  | DEC  | TOT | (1,000) | ADULT       | JUVE |  |
| 35                          | 49   | 60   | 59   | 48   | 34  | 50   | 50   | 55   | 57  | 73   | 74   | 644 | .34     | 213         | 28   |  |
| 64                          | 59   | 52   | 50   | 34   | 32  | 40   | 41   | 62   | 58  | 43   | 57   | 592 | .31     | 191         | 17   |  |
| 29                          | 10   | 8    | 9    | 14   | 2   | 10   | 9    | 7    | 1   | 30   | 17   | 52  | .03     | 22          | 11   |  |
| 45.3                        | 16.9 | 15.4 | 18.0 | 41.2 | 6.3 | 25.0 | 22.0 | 11.3 | 1.7 | 69.8 | 29.8 | 8.8 | 9.7     | 11.5        | 64.7 |  |

PERIOD 1 88

PERIOD 2 87

NUMERICAL CHANGE

PERCENT CHANGE



1988 ROBBERY CRIME RATE BY COUNTY

|    | COUNTY     | ROBBERY | CRIME RATE | POP    |
|----|------------|---------|------------|--------|
| 1  | PENDLETON  | 0       | 0.00000    | 7842   |
| 2  | MORGAN     | 0       | 0.00000    | 11515  |
| 3  | MINERAL    | 0       | 0.00000    | 27001  |
| 4  | HAMPSHIRE  | 0       | 0.00000    | 15784  |
| 5  | SUMMERS    | 0       | 0.00000    | 15486  |
| 6  | MONROE     | 0       | 0.00000    | 13604  |
| 7  | TYLER      | 0       | 0.00000    | 12998  |
| 8  | JACKSON    | 0       | 0.00000    | 25512  |
| 9  | TUCKER     | 0       | 0.00000    | 8140   |
| 10 | BARBOUR    | 0       | 0.00000    | 15684  |
| 11 | GILMER     | 0       | 0.00000    | 7743   |
| 12 | WIRT       | 0       | 0.00000    | 5162   |
| 13 | GRANT      | 0       | 0.00000    | 10820  |
| 14 | UPSHUR     | 0       | 0.00000    | 23526  |
| 15 | RITCHIE    | 0       | 0.00000    | 11118  |
| 16 | LINCOLN    | 0       | 0.00000    | 23526  |
| 17 | CLAY       | 0       | 0.00000    | 11217  |
| 18 | CALHOUN    | 0       | 0.00000    | 8438   |
| 19 | DODDRIDGE  | 0       | 0.00000    | 7247   |
| 20 | GREENBRIER | 1       | 0.02903    | 34442  |
| 21 | PRESTON    | 1       | 0.03302    | 30277  |
| 22 | MARSHALL   | 2       | 0.05152    | 38814  |
| 23 | WETZEL     | 1       | 0.05385    | 18569  |
| 24 | LEWIS      | 1       | 0.05534    | 18067  |
| 25 | ROANE      | 1       | 0.06541    | 15287  |
| 26 | BRAXTON    | 1       | 0.06899    | 14493  |
| 27 | RANDOLPH   | 2       | 0.07094    | 28192  |
| 28 | MASON      | 2       | 0.07718    | 25909  |
| 29 | WEBSTER    | 1       | 0.08759    | 11416  |
| 30 | WYOMING    | 3       | 0.08994    | 33354  |
| 31 | MCDOWELL   | 4       | 0.09304    | 42983  |
| 32 | FAYETTE    | 5       | 0.09315    | 53673  |
| 33 | HARDY      | 1       | 0.09594    | 10423  |
| 34 | PUTNAM     | 4       | 0.10064    | 39738  |
| 35 | WAYNE      | 4       | 0.10144    | 39430  |
| 36 | MINGO      | 4       | 0.11100    | 36034  |
| 37 | BROOKE     | 3       | 0.12030    | 24936  |
| 38 | TAYLOR     | 2       | 0.12670    | 15784  |
| 39 | PLEASANTS  | 1       | 0.13082    | 7644   |
| 40 | HARRISON   | 11      | 0.14806    | 74252  |
| 41 | MONONGALIA | 13      | 0.17160    | 75741  |
| 42 | NICHOLAS   | 5       | 0.18050    | 27696  |
| 43 | LOGAN      | 9       | 0.18459    | 48740  |
| 44 | WOOD       | 19      | 0.20824    | 91227  |
| 45 | RALEIGH    | 18      | 0.21780    | 82591  |
| 46 | POCAHONTAS | 2       | 0.21898    | 9133   |
| 47 | HANCOCK    | 9       | 0.22014    | 40879  |
| 48 | BOONE      | 7       | 0.23982    | 29185  |
| 49 | MERCER     | 28      | 0.39312    | 71175  |
| 50 | JEFFERSON  | 18      | 0.52704    | 34148  |
| 51 | MARION     | 34      | 0.54094    | 62836  |
| 52 | BERKELEY   | 39      | 0.73125    | 53307  |
| 53 | KANAWHA    | 192     | 0.87552    | 218881 |
| 54 | CABELL     | 124     | 1.17304    | 105699 |
| 55 | OHIO       | 72      | 1.27008    | 56682  |

\*Crime Rate calculated per 1,000 population.

1988 ROBBERY CRIME RATE IN CLASS I CITIES

|   | AGID       | ROBBERY | CRIME RATE | POP   |
|---|------------|---------|------------|-------|
| 1 | HUNTINGTON | 110     | 1.91730    | 57344 |
| 2 | CHARLESTON | 154     | 2.72888    | 56416 |

\*Class I Cities are in excess of 50,000 population.

\*Crime Rate calculated per 1,000 population.

1988 ROBBERY CRIME RATE IN CLASS II CITIES

|    | AGID             | ROBBERY | CRIME RATE | POP   |
|----|------------------|---------|------------|-------|
| 1  | MOUNDSVILLE      | 0       | 0.00000    | 11475 |
| 2  | VIENNA           | 1       | 0.03869    | 11275 |
| 3  | MORGANTOWN       | 5       | 0.19110    | 26163 |
| 4  | CLARKSBURG       | 4       | 0.20296    | 19708 |
| 5  | ST. ALBANS       | 3       | 0.25641    | 11699 |
| 6  | WEIRTON          | 7       | 0.31304    | 22358 |
| 7  | SOUTH CHARLESTON | 6       | 0.41088    | 14601 |
| 8  | PARKERSBURG      | 18      | 0.47088    | 38216 |
| 9  | BLUEFIELD        | 7       | 0.48419    | 14456 |
| 10 | BECKLEY          | 10      | 0.52110    | 19187 |
| 11 | FAIRMONT         | 28      | 1.28296    | 21821 |
| 12 | WHEELING         | 71      | 1.82470    | 38906 |
| 13 | MARTINSBURG      | 28      | 2.04764    | 13674 |

\*Class II Cities are 10,000 to 49,999 in population.

\*Crime Rate calculated per 1,000 population.

1988 ROBBERY CRIME RATE IN CLASS III CITIES

|    | AGID                  | ROBBERY | CRIME RATE | POP  |
|----|-----------------------|---------|------------|------|
| 1  | WHITE SULPHUR SPRINGS | 0       | 0.00000    | 3046 |
| 2  | HINTON                | 0       | 0.00000    | 4195 |
| 3  | RICHWOOD              | 0       | 0.00000    | 3062 |
| 4  | WELCH                 | 0       | 0.00000    | 3055 |
| 5  | SHINNSTON             | 0       | 0.00000    | 2873 |
| 6  | MOOREFIELD            | 0       | 0.00000    | 2189 |
| 7  | MCMECHEN              | 0       | 0.00000    | 2208 |
| 8  | WILLIAMSTOWN          | 0       | 0.00000    | 3292 |
| 9  | MULLENS               | 0       | 0.00000    | 2441 |
| 10 | FAYETTEVILLE          | 0       | 0.00000    | 2187 |
| 11 | CHESAPEAKE            | 0       | 0.00000    | 2035 |
| 12 | PADEN CITY            | 0       | 0.00000    | 3358 |
| 13 | ST. MARYS             | 0       | 0.00000    | 2161 |
| 14 | SPENCER               | 0       | 0.00000    | 2634 |
| 15 | BETHLEHEM             | 0       | 0.00000    | 2952 |
| 16 | MANNINGTON            | 0       | 0.00000    | 2961 |
| 17 | PHILIPPI              | 0       | 0.00000    | 2804 |
| 18 | STONEWOOD             | 0       | 0.00000    | 2063 |
| 19 | RAVENSWOOD            | 0       | 0.00000    | 3522 |
| 20 | BUCKHANNON            | 0       | 0.00000    | 6762 |
| 21 | MONTGOMERY            | 0       | 0.00000    | 2400 |
| 22 | CHESTER               | 0       | 0.00000    | 3007 |
| 23 | SISTERSVILLE          | 0       | 0.00000    | 2134 |
| 24 | OCEANA                | 0       | 0.00000    | 2076 |
| 25 | RIPLEY                | 0       | 0.00000    | 3260 |
| 26 | NITRO                 | 0       | 0.00000    | 7581 |
| 27 | KEYSER                | 0       | 0.00000    | 6398 |
| 28 | FOLLANSBEE            | 0       | 0.00000    | 3718 |
| 29 | KENOVA                | 0       | 0.00000    | 3903 |
| 30 | SUMMERSVILLE          | 0       | 0.00000    | 3072 |

1988 ROBBERY CRIME RATE IN CLASS III CITIES

| AGID |                  | ROBBERY | CRIME RATE | POP  |
|------|------------------|---------|------------|------|
| 31   | GRAFTON          | 0       | 0.00000    | 6274 |
| 32   | LEWISBURG        | 0       | 0.00000    | 2981 |
| 33   | KINGWOOD         | 0       | 0.00000    | 2660 |
| 34   | RONCEVERTE       | 0       | 0.00000    | 2261 |
| 35   | WESTOVER         | 0       | 0.00000    | 4903 |
| 36   | OAK HILL         | 1       | 0.14361    | 6963 |
| 37   | NEW MARTINSVILLE | 1       | 0.14850    | 6734 |
| 38   | WESTON           | 1       | 0.17847    | 5603 |
| 39   | PT. PLEASANT     | 1       | 0.19223    | 5202 |
| 40   | ELKINS           | 2       | 0.25030    | 7990 |
| 41   | WELLSBURG        | 1       | 0.28604    | 3496 |
| 42   | BARBOURSVILLE    | 1       | 0.32268    | 3099 |
| 43   | MADISON          | 1       | 0.33377    | 2996 |
| 44   | DUNBAR           | 3       | 0.34143    | 8786 |
| 45   | LOGAN            | 1       | 0.38624    | 2589 |
| 46   | WILLIAMSON       | 2       | 0.41092    | 4867 |
| 47   | SALEM            | 1       | 0.41841    | 2390 |
| 48   | MILTON           | 1       | 0.44843    | 2230 |
| 49   | BRIDGEPORT       | 3       | 0.46317    | 6477 |
| 50   | CEREDO           | 1       | 0.48192    | 2075 |
| 51   | HURRICANE        | 2       | 0.50238    | 3981 |
| 52   | PRINCETON        | 7       | 0.85652    | 8172 |
| 53   | RANSON           | 4       | 1.39372    | 2870 |
| 54   | CHARLES TOWN     | 9       | 2.80980    | 3203 |

\*Class III Cities are 2,000 to 9,999 in population.

\*Crime Rate calculated per 1,000 population.

Class I, II, and III City Populations provided by the United States Census Bureau

# ROBBERY

## VALUE OF PROPERTY STOLEN

January - December 1988, 1987

| CLASSIFICATION   |                   | NUMBER<br>OF<br>OFFENSES | PERCENT<br>OF<br>DISTRIBUTION | TOTAL<br>VALUES<br>(DOLLARS) | AVERAGE<br>VALUES<br>(DOLLARS) |
|------------------|-------------------|--------------------------|-------------------------------|------------------------------|--------------------------------|
| HIGHWAY          | 1988              | 287                      | 44.57                         | \$82,776                     | \$288                          |
|                  | 1987              | 240                      | 40.54                         | \$65,931                     | \$275                          |
|                  | PERCENT OF CHANGE | 19.58+                   | 9.94+                         | 25.55+                       | 4.73+                          |
| COMMERCIAL HOUSE | 1988              | 37                       | 5.75                          | \$11,352                     | \$307                          |
|                  | 1987              | 68                       | 11.49                         | \$461,191                    | \$6,782                        |
|                  | PERCENT OF CHANGE | 45.59-                   | 49.96-                        | 97.54-                       | 95.47-                         |
| SERVICE STATION  | 1988              | 24                       | 3.73                          | \$5,622                      | \$234                          |
|                  | 1987              | 39                       | 6.59                          | \$6,268                      | \$161                          |
|                  | PERCENT OF CHANGE | 38.46-                   | 43.40-                        | 10.31-                       | 45.34+                         |
| CHAIN STORE      | 1988              | 99                       | 15.37                         | \$34,653                     | \$350                          |
|                  | 1987              | 81                       | 13.68                         | \$60,194                     | \$743                          |
|                  | PERCENT OF CHANGE | 22.22+                   | 12.35+                        | 42.43-                       | 52.89-                         |
| RESIDENCE        | 1988              | 83                       | 12.89                         | \$44,962                     | \$542                          |
|                  | 1987              | 63                       | 10.64                         | \$36,411                     | \$578                          |
|                  | PERCENT OF CHANGE | 31.75+                   | 21.15+                        | 23.48+                       | 6.23-                          |
| BANK             | 1988              | 5                        | .78                           | \$3,200                      | \$640                          |
|                  | 1987              | 13                       | 2.20                          | \$350,591                    | \$26,969                       |
|                  | PERCENT OF CHANGE | 61.54-                   | 64.55-                        | 99.09-                       | 97.63-                         |
| MISCELLANEOUS    | 1988              | 109                      | 16.93                         | \$88,834                     | \$815                          |
|                  | 1987              | 88                       | 14.86                         | \$28,406                     | \$323                          |
|                  | PERCENT OF CHANGE | 23.86+                   | 13.93+                        | 212.73+                      | 152.32+                        |
| TOTAL            | 1988              | 644                      | 100.00                        | \$271,399                    | \$421                          |
|                  | 1987              | 592                      | 100.00                        | \$1,008,992                  | \$1,704                        |
|                  | PERCENT OF CHANGE | 8.78+                    |                               | 73.10-                       | 75.29-                         |

# FELONIOUS ASSAULT

## DEFINITION

Felonious Assault, as defined under the West Virginia Uniform Crime Reporting Program, is an attempt or offer with unlawful force or violence, to do serious physical injury to another. Attempts are included since it is not necessary that any injury result when a gun, knife or other weapon is used which would result in serious physical injury if the crime were successfully completed.

The use or attempted use of a dangerous weapon in an assault or the serious injury inflicted by hands, fists, or feet separates this offense from those assaults categorized as "simple" and not felonious in nature.

The victim of an actual assault of this type may suffer serious injury or permanent disability and all assaults to kill and attempts to kill are recorded in this area. As with murder, the use of weapons to inflict these injuries make this offense a subject for analysis.



## FELONIOUS ASSAULT SUMMARY

1988

A total of 1,387 Felonious Assault Offenses were reported in 1988.

Felonious Assaults comprised 56.0 percent of the total Violent Crime category and 3.3 percent of the total Crime Index Offenses.

August recorded the highest number of Felonious Assaults with 137 offenses.

There were 73.6 Felonious Assaults per 100,000 population in West Virginia.

A total of 998 Felonious Assaults were cleared by arrest or exceptional clearance, a clearance rate of 71.9 percent. Adults were involved in 951 of the clearances.

There were 853 persons arrested for Felonious Assault offenses; 764 of those arrested were males, 41 were under 18, and 713 were white.

## FELONIOUS ASSAULT BY TYPE OF WEAPON

January—December 1988

| Type of Weapon                      | Number Of Offenses | Percent Distribution |
|-------------------------------------|--------------------|----------------------|
| Gun                                 | 259                | 18.7%                |
| Knife/Sharp Instrument              | 304                | 21.9%                |
| Other Dangerous Weapons             | 307                | 22.1%                |
| Hands, Fists, Feet, Etc.—Aggravated | 517                | 37.3%                |





# FELONIOUS ASSAULTS

January - December 1987, 1988

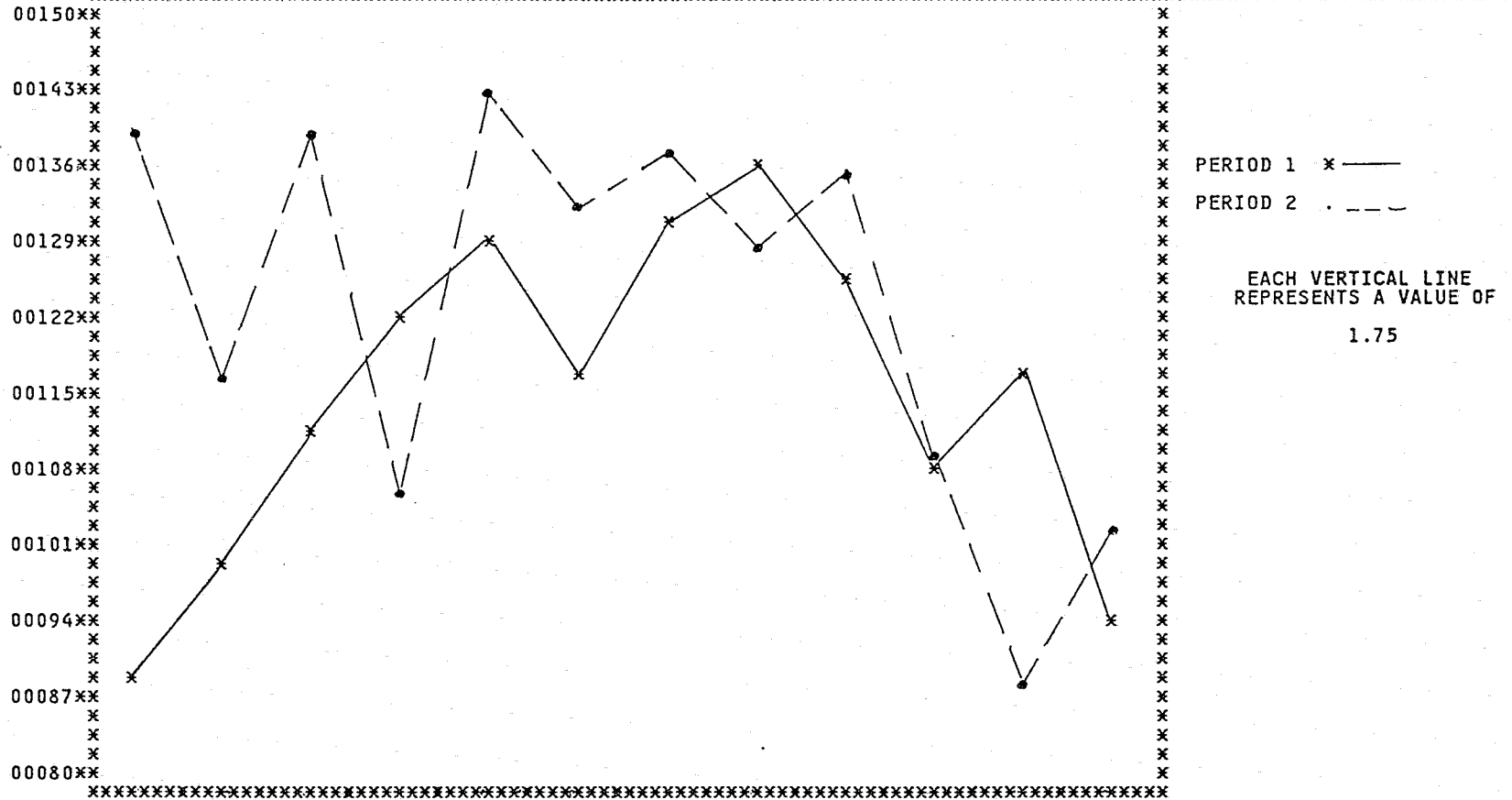
| NUMBER OF OFFENSES BY MONTH |      |      |      |     |      |     |     |     |     |      |     |      | CRIME   | OFF CLEARED |       |
|-----------------------------|------|------|------|-----|------|-----|-----|-----|-----|------|-----|------|---------|-------------|-------|
| JAN                         | FEB  | MAR  | APR  | MAY | JUN  | JUL | AUG | SEP | OCT | NOV  | DEC | TOT  | (1,000) | ADULT       | JUVE  |
| 90                          | 100  | 112  | 122  | 130 | 118  | 131 | 137 | 126 | 108 | 118  | 95  | 1387 | .74     | 951         | 47    |
| 141                         | 117  | 141  | 107  | 144 | 134  | 139 | 130 | 136 | 111 | 89   | 104 | 1493 | .78     | 998         | 74    |
| 51                          | 17   | 29   | 15   | 14  | 16   | 8   | 7   | 10  | 3   | 29   | 9   | 106  | .04     | 47          | -27   |
| 36.2                        | 14.5 | 20.6 | 14.0 | 9.7 | 11.9 | 5.8 | 5.4 | 7.4 | 2.7 | 32.6 | 8.7 | 7.1  | 5.1     | 4.7         | -36.5 |

PERIOD 1 88

PERIOD 2 87

NUMERICAL CHANGE

PERCENT CHANGE



1988 FELONIOUS ASSAULT CRIME RATE BY COUNTY

|    | COUNTY     | FELASS | CRIME RAPE | POP    |
|----|------------|--------|------------|--------|
| 1  | SUMMERS    | 1      | 0.06457    | 15486  |
| 2  | BRAXTON    | 1      | 0.06899    | 14493  |
| 3  | MASON      | 2      | 0.07718    | 25909  |
| 4  | GRANT      | 1      | 0.09242    | 10820  |
| 5  | POCAHONTAS | 1      | 0.10949    | 9133   |
| 6  | LEWIS      | 2      | 0.11068    | 18067  |
| 7  | TUCKER     | 1      | 0.12285    | 8140   |
| 8  | UPSHUR     | 3      | 0.12750    | 23526  |
| 9  | PENDLETON  | 1      | 0.12751    | 7842   |
| 10 | GILMER     | 1      | 0.12914    | 7743   |
| 11 | PLEASANTS  | 1      | 0.13082    | 7644   |
| 12 | WETZEL     | 3      | 0.16155    | 18569  |
| 13 | WEBSTER    | 2      | 0.17518    | 11416  |
| 14 | PUTNAM     | 7      | 0.17612    | 39738  |
| 15 | HARDY      | 2      | 0.19188    | 10423  |
| 16 | WIRT       | 1      | 0.19372    | 5162   |
| 17 | PRESTON    | 6      | 0.19812    | 30277  |
| 18 | MONROE     | 3      | 0.22050    | 13604  |
| 19 | MONONGALIA | 17     | 0.22440    | 75741  |
| 20 | JACKSON    | 6      | 0.23514    | 25512  |
| 21 | MARSHALL   | 10     | 0.25760    | 38814  |
| 22 | MORGAN     | 3      | 0.26052    | 11515  |
| 23 | RANDOLPH   | 8      | 0.28376    | 28192  |
| 24 | HANCOCK    | 14     | 0.34244    | 40879  |
| 25 | RALEIGH    | 33     | 0.39930    | 82591  |
| 26 | BROOKE     | 11     | 0.44110    | 24936  |
| 27 | BARBOUR    | 7      | 0.44625    | 15684  |
| 28 | RITCHIE    | 5      | 0.44970    | 11118  |
| 29 | WYOMING    | 15     | 0.44970    | 33354  |
| 30 | BERKELEY   | 24     | 0.45000    | 53307  |
| 31 | ROANE      | 7      | 0.45787    | 15287  |
| 32 | GREENBRIER | 17     | 0.49351    | 34442  |
| 33 | WOOD       | 46     | 0.50416    | 91227  |
| 34 | WAYNE      | 22     | 0.55792    | 39430  |
| 35 | MARION     | 39     | 0.62049    | 62836  |
| 36 | TAYLOR     | 10     | 0.63350    | 15784  |
| 37 | BOONE      | 20     | 0.68520    | 29185  |
| 38 | NICHOLAS   | 19     | 0.68590    | 27696  |
| 39 | DODDRIDGE  | 5      | 0.68990    | 7247   |
| 40 | HARRISON   | 53     | 0.71338    | 74252  |
| 41 | MCDOWELL   | 35     | 0.81410    | 42983  |
| 42 | FAYETTE    | 44     | 0.81972    | 53673  |
| 43 | TYLER      | 12     | 0.92316    | 12998  |
| 44 | JEFFERSON  | 32     | 0.93696    | 34148  |
| 45 | CALHOUN    | 8      | 0.94808    | 8438   |
| 46 | OHIO       | 56     | 0.98784    | 56682  |
| 47 | LOGAN      | 49     | 1.00499    | 48740  |
| 48 | LINCOLN    | 27     | 1.14750    | 23526  |
| 49 | MERCER     | 82     | 1.15128    | 71175  |
| 50 | MINERAL    | 33     | 1.22199    | 27001  |
| 51 | KANAWHA    | 269    | 1.22664    | 218881 |
| 52 | MINGO      | 46     | 1.27650    | 36034  |
| 53 | HAMPSHIRE  | 21     | 1.33035    | 15784  |
| 54 | CLAY       | 19     | 1.69385    | 11217  |
| 55 | CABELL     | 224    | 2.11904    | 105699 |

\*Crime Rate calculated per 1,000 population.

1988 FELONIOUS ASSAULT CRIME RATE IN CLASS I CITIES

|   | AGID       | FELASS | CRIME RATE | POP   |
|---|------------|--------|------------|-------|
| 1 | CHARLESTON | 187    | 3.31364    | 56416 |
| 2 | HUNTINGTON | 191    | 3.32913    | 57344 |

\*Class I Cities are in excess of 50,000 population.  
 \*Crime rate calculated per 1,000 population.

1988 FELONIOUS ASSAULT CRIME RATE IN CLASS II CITIES

|    | AGID             | FELASS | CRIME RATE | POP   |
|----|------------------|--------|------------|-------|
| 1  | MOUNDSVILLE      | 2      | 0.17428    | 11475 |
| 2  | BECKLEY          | 5      | 0.26055    | 19187 |
| 3  | SOUTH CHARLESTON | 5      | 0.34240    | 14601 |
| 4  | MORGANTOWN       | 9      | 0.34398    | 26163 |
| 5  | VIENNA           | 4      | 0.35476    | 11275 |
| 6  | ST. ALBANS       | 5      | 0.42735    | 11699 |
| 7  | WEIRTON          | 11     | 0.49192    | 22358 |
| 8  | MARTINSBURG      | 8      | 0.58504    | 13674 |
| 9  | FAIRMONT         | 16     | 0.73312    | 21821 |
| 10 | PARKERSBURG      | 34     | 0.88944    | 38216 |
| 11 | WHEELING         | 45     | 1.15650    | 38906 |
| 12 | BLUEFIELD        | 17     | 1.17589    | 14456 |
| 13 | CLARKSBURG       | 30     | 1.52220    | 19708 |

\*Class II Cities are 10,000 to 49,999 in population.  
 \*Crime Rate calculated per 1,000 population.

1988 FELONIOUS ASSAULT CRIME RATE IN CLASS III CITIES

|    | AGID                  | FELASS | CRIME RATE | POP  |
|----|-----------------------|--------|------------|------|
| 1  | WHITE SULPHUR SPRINGS | 0      | 0.00000    | 3046 |
| 2  | HINTON                | 0      | 0.00000    | 4195 |
| 3  | RICHWOOD              | 0      | 0.00000    | 3062 |
| 4  | WELCH                 | 0      | 0.00000    | 3055 |
| 5  | SHINNSTON             | 0      | 0.00000    | 2873 |
| 6  | MOOREFIELD            | 0      | 0.00000    | 2189 |
| 7  | MCMECHEN              | 0      | 0.00000    | 2208 |
| 8  | WILLIAMSTOWN          | 0      | 0.00000    | 3292 |
| 9  | FAYETTEVILLE          | 0      | 0.00000    | 2187 |
| 10 | CHESAPEAKE            | 0      | 0.00000    | 2035 |
| 11 | ST. MARYS             | 0      | 0.00000    | 2161 |
| 12 | BETHLEHEM             | 0      | 0.00000    | 2952 |
| 13 | MANNINGTON            | 0      | 0.00000    | 2961 |
| 14 | PHILIPPI              | 0      | 0.00000    | 2804 |
| 15 | STONEWOOD             | 0      | 0.00000    | 2063 |
| 16 | RAVENSWOOD            | 0      | 0.00000    | 3522 |
| 17 | CHESTER               | 0      | 0.00000    | 3007 |
| 18 | NITRO                 | 0      | 0.00000    | 7581 |
| 19 | KENOVA                | 0      | 0.00000    | 3903 |
| 20 | GRAFTON               | 0      | 0.00000    | 6274 |
| 21 | LEWISBURG             | 0      | 0.00000    | 2981 |
| 22 | NEW MARTINSVILLE      | 0      | 0.00000    | 6734 |
| 23 | WESTON                | 0      | 0.00000    | 5603 |
| 24 | WELLSBURG             | 0      | 0.00000    | 3496 |
| 25 | LOGAN                 | 0      | 0.00000    | 2589 |
| 26 | SALEM                 | 0      | 0.00000    | 2390 |
| 27 | HURRICANE             | 0      | 0.00000    | 3981 |
| 28 | RANSON                | 0      | 0.00000    | 2870 |

1988 FELONIOUS ASSAULT CRIME RATE IN CLASS III CITIES

|    | AGID          | FELASS | CRIME RATE | POP  |
|----|---------------|--------|------------|------|
| 29 | DUNBAR        | 1      | 0.11381    | 8786 |
| 30 | PT. PLEASANT  | 1      | 0.19223    | 5202 |
| 31 | WESTOVER      | 1      | 0.20395    | 4903 |
| 32 | BUCKHANNON    | 2      | 0.29576    | 6762 |
| 33 | PADEN CITY    | 1      | 0.29779    | 3358 |
| 34 | RIPLEY        | 1      | 0.30674    | 3260 |
| 35 | BRIDGEPORT    | 2      | 0.30878    | 6477 |
| 36 | SPENCER       | 1      | 0.37965    | 2634 |
| 37 | MULLENS       | 1      | 0.40966    | 2441 |
| 38 | MONTGOMERY    | 1      | 0.41666    | 2400 |
| 39 | RONCEVERTE    | 1      | 0.44228    | 2261 |
| 40 | OCEANA        | 1      | 0.48169    | 2076 |
| 41 | CEREDO        | 1      | 0.48192    | 2075 |
| 42 | FOLLANSBEE    | 2      | 0.53792    | 3718 |
| 43 | OAK HILL      | 4      | 0.57444    | 6963 |
| 44 | SUMMERSVILLE  | 2      | 0.65104    | 3072 |
| 45 | MADISON       | 2      | 0.66754    | 2996 |
| 46 | KINGWOOD      | 2      | 0.75186    | 2660 |
| 47 | MILTON        | 2      | 0.89686    | 2230 |
| 48 | SISTERSVILLE  | 2      | 0.93720    | 2134 |
| 49 | ELKINS        | 8      | 1.00120    | 7990 |
| 50 | KEYSER        | 7      | 1.09403    | 6398 |
| 51 | PRINCETON     | 9      | 1.10124    | 8172 |
| 52 | WILLIAMSON    | 11     | 2.26006    | 4867 |
| 53 | BARBOURSVILLE | 12     | 3.87216    | 3099 |
| 54 | CHARLES TOWN  | 20     | 6.24400    | 3203 |

\*Class III Cities are 2,000 to 9,999 in population.

\*Crime Rate calculated per 1,000 population.

Class I, II, and III City Populations provided by the United States Census Bureau

# BREAKING AND ENTERING

## DEFINITION

Under this Program, Breaking and Entering is defined as an unlawful entry or attempted forcible entry of any structure to commit a felony or larceny.

Data collection for this offense is further categorized as to forcible entries, unlawful entries where no force is used, and attempted entries.

As with other non-violent crimes, the motive of personal gain coupled with the element of opportunity, results in the commission of this offense by both the amateur and the professional perpetrator. Only the absence of confrontation and the use of force separate this crime from Robbery of the violent crime group. However, detection during commission many times results in confrontation of the victim by the perpetrator demonstrating why this offense is considered the most serious of the non-violent crime group.

The volume of this offense presents the police with a serious enforcement problem made more difficult in many areas by the lack of sufficient personnel to act as a deterrent and to provide successful solutions to these crimes.



## BREAKING AND ENTERING SUMMARY

1988

A total of 11,520 Breaking and Entering offenses were reported for 1988.

Breaking and Entering comprised 29.0 percent of the total for the Non-Violent Crime category and 27.3 percent of the total Crime Index Offenses.

January recorded the highest number of Breaking and Enterings with 1,075 offenses.

There were 611.4 Breaking and Enterings per 100,000 population in West Virginia.

Breaking and Enterings of residences accounted for 6,859 of the total offenses; 6,317 of the total offenses were at night.

The total dollar value for Breaking and Entering offenses was \$9,594,868, an average of \$833 for each offense.

A total of 1,757 Breaking and Entering were cleared by arrest or exceptional clearance, a clearance rate of 15.3 percent. Adults were involved in 1,399 of the clearances.

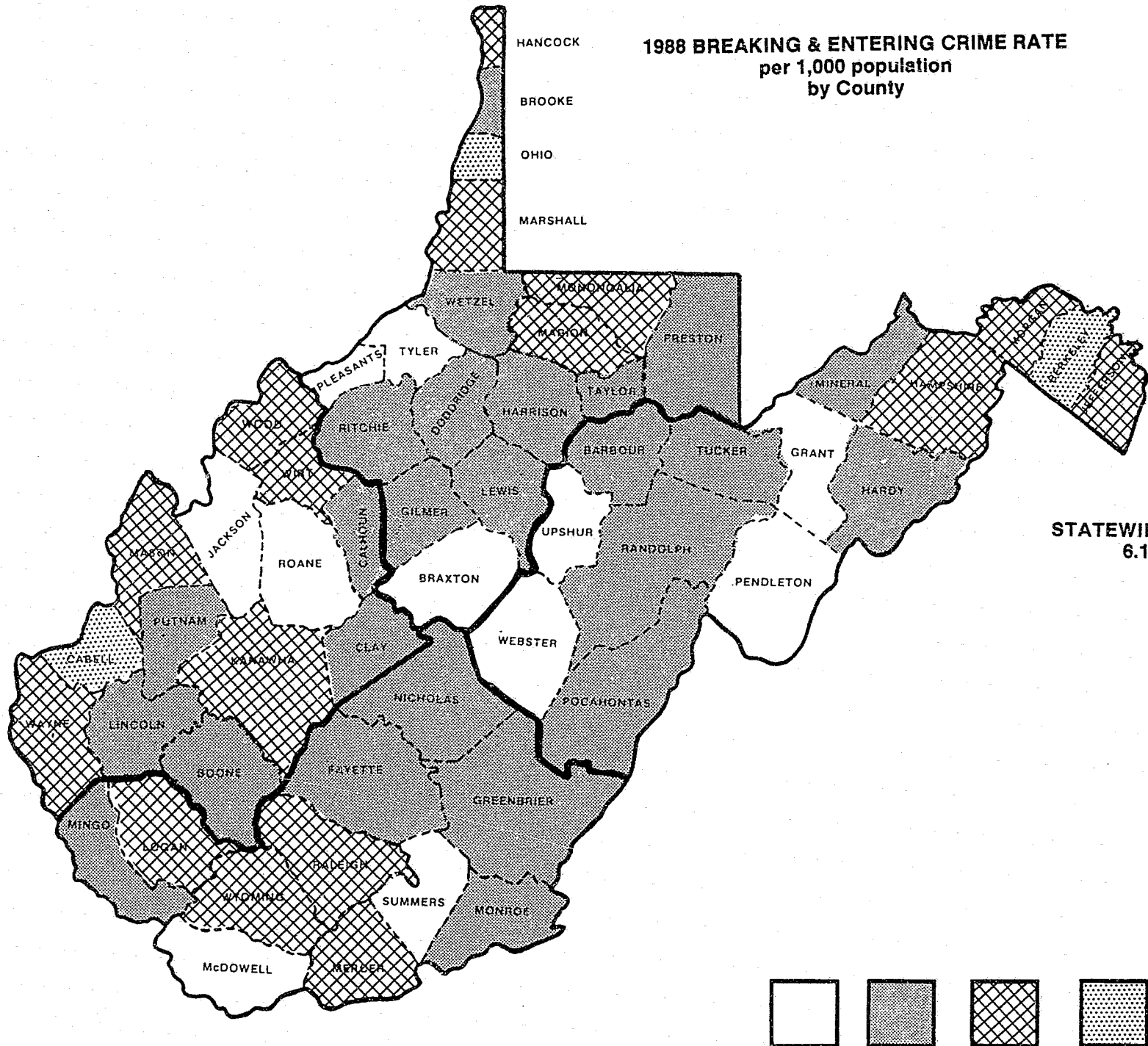
There were 1,732 persons arrested for Breaking and Entering offenses; 1,653 of those arrested were males, 533 were under 18, and 1,594 were white.

## BREAKING & ENTERING BY TYPE OF ENTRY

January—December 1988

| Type of Entry            | Number of Offenses | Percent Distribution |
|--------------------------|--------------------|----------------------|
| Forcible Entry           | 9,049              | 78.6%                |
| Unlawful Entry—No force  | 1,963              | 17.0%                |
| Attempted Forcible Entry | 508                | 4.4%                 |

**1988 BREAKING & ENTERING CRIME RATE  
per 1,000 population  
by County**



# BREAKING & ENTERING

January - December 1987, 1988

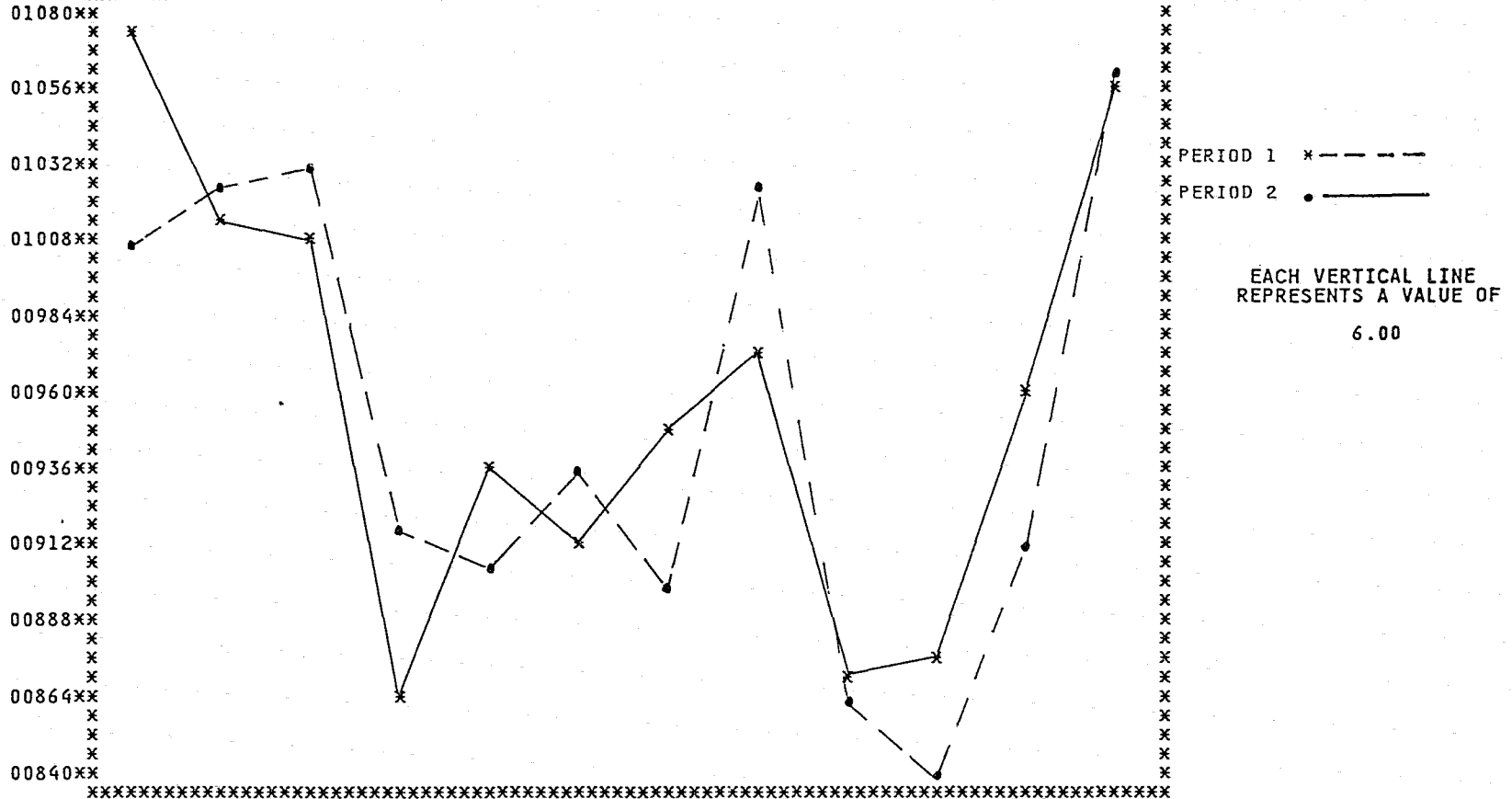
PERIOD 1 88

PERIOD 2 87

NUMERICAL CHANGE

PERCENT CHANGE

| NUMBER OF OFFENSES BY MONTH |      |      |      |      |      |      |      |     |      |      |      |       | CRIME   | OFF CLEARED |      |
|-----------------------------|------|------|------|------|------|------|------|-----|------|------|------|-------|---------|-------------|------|
| JAN                         | FEB  | MAR  | APR  | MAY  | JUN  | JUL  | AUG  | SEP | OCT  | NOV  | DEC  | TOT   | (1,000) | ADULT       | JUVE |
| 1075                        | 1018 | 1010 | 867  | 936  | 916  | 953  | 976  | 871 | 876  | 964  | 1058 | 11520 | 6.11    | 1399        | 358  |
| 1008                        | 1030 | 1037 | 922  | 909  | 938  | 904  | 1031 | 869 | 842  | 912  | 1064 | 11466 | 5.96    | 1462        | 397  |
| 67+                         | 12-  | 27-  | 55-  | 27+  | 22-  | 49+  | 55-  | 2+  | 34+  | 52+  | 6-   | 54+   | .15+    | 63-         | -39  |
| 6.6+                        | 1.2- | 2.6- | 6.0- | 3.0+ | 2.3- | 5.4+ | 5.3- | .2+ | 4.0+ | 5.7+ | .6-  | .5+   | 2.5+    | 4.3-        | -9.8 |



1988 B AND E CRIME RATE BY COUNTY

|    | COUNTY     | BE   | CRIME RATE | POP    |
|----|------------|------|------------|--------|
| 1  | PLEASANTS  | 12   | 1.5698     | 7644   |
| 2  | WEBSTER    | 20   | 1.7518     | 11416  |
| 3  | GRANT      | 23   | 2.1257     | 10820  |
| 4  | UPSHUR     | 54   | 2.2950     | 23526  |
| 5  | PENDLETON  | 18   | 2.2952     | 7842   |
| 6  | TYLER      | 30   | 2.3079     | 12998  |
| 7  | JACKSON    | 62   | 2.4298     | 25512  |
| 8  | BRAXTON    | 37   | 2.5526     | 14493  |
| 9  | SUMMERS    | 40   | 2.5828     | 15486  |
| 10 | ROANE      | 43   | 2.8126     | 15287  |
| 11 | MCDOWELL   | 127  | 2.9540     | 42983  |
| 12 | MINGO      | 109  | 3.0247     | 36034  |
| 13 | HARDY      | 32   | 3.0701     | 10423  |
| 14 | CALHOUN    | 26   | 3.0813     | 8438   |
| 15 | TAYLOR     | 50   | 3.1675     | 15784  |
| 16 | RITCHIE    | 36   | 3.2378     | 11118  |
| 17 | GREENBRIER | 116  | 3.3675     | 34442  |
| 18 | RANDOLPH   | 98   | 3.4761     | 28192  |
| 19 | LEWIS      | 64   | 3.5418     | 18067  |
| 20 | FAYETTE    | 191  | 3.5583     | 53673  |
| 21 | TUCKER     | 29   | 3.5626     | 8140   |
| 22 | BARBOUR    | 56   | 3.5700     | 15684  |
| 23 | DODDRIDGE  | 26   | 3.5875     | 7247   |
| 24 | HARRISON   | 268  | 3.6073     | 74252  |
| 25 | PRESTON    | 117  | 3.8633     | 30277  |
| 26 | WETZEL     | 73   | 3.9310     | 18569  |
| 27 | POCAHONTAS | 36   | 3.9416     | 9133   |
| 28 | MINERAL    | 107  | 3.9622     | 27001  |
| 29 | BOONE      | 122  | 4.1797     | 29185  |
| 30 | PUTNAM     | 168  | 4.2269     | 39738  |
| 31 | NICHOLAS   | 118  | 4.2598     | 27696  |
| 32 | CLAY       | 48   | 4.2792     | 11217  |
| 33 | GILMER     | 34   | 4.3908     | 7743   |
| 34 | LINCOLN    | 105  | 4.4625     | 23526  |
| 35 | BROOKE     | 124  | 4.9724     | 24936  |
| 36 | MONROE     | 68   | 4.9980     | 13604  |
| 37 | LOGAN      | 246  | 5.0455     | 48740  |
| 38 | WAYNE      | 200  | 5.0720     | 39430  |
| 39 | MASON      | 134  | 5.1711     | 25909  |
| 40 | MARSHALL   | 211  | 5.4354     | 38814  |
| 41 | RALEIGH    | 455  | 5.5055     | 82591  |
| 42 | HANCOCK    | 242  | 5.9193     | 40879  |
| 43 | WYOMING    | 199  | 5.9660     | 33354  |
| 44 | WIRT       | 31   | 6.0053     | 5162   |
| 45 | MERCER     | 430  | 6.0372     | 71175  |
| 46 | MONONGALIA | 478  | 6.3096     | 75741  |
| 47 | MARION     | 420  | 6.6822     | 62836  |
| 48 | WOOD       | 697  | 7.6391     | 91227  |
| 49 | JEFFERSON  | 276  | 8.0813     | 34148  |
| 50 | KANAWHA    | 1942 | 8.8555     | 218881 |
| 51 | MORGAN     | 103  | 8.9445     | 11515  |
| 52 | HAMPSHIRE  | 144  | 9.1224     | 15784  |
| 53 | OHIO       | 642  | 11.3249    | 56682  |
| 54 | CABELL     | 1257 | 11.8912    | 105699 |
| 55 | BERKELEY   | 726  | 13.6125    | 53307  |

\*Crime Rate calculated per 1,000 population.



1988 B AND E CRIME RATE IN CLASS I CITIES

|   | AGID       | BE   | CRIME RATE | POP   |
|---|------------|------|------------|-------|
| 1 | HUNTINGTON | 972  | 16.9420    | 57344 |
| 2 | CHARLESTON | 1189 | 21.0691    | 56416 |

\*Class I Cities are in excess of 50,000 in population.

\*Crime Rate calculated per 1,000 population.

1988 B AND E CRIME RATE IN CLASS II CITIES

|    | AGID             | BE  | CRIME RATE | POP   |
|----|------------------|-----|------------|-------|
| 1  | VIENNA           | 23  | 2.0399     | 11275 |
| 2  | CLARKSBURG       | 75  | 3.8055     | 19708 |
| 3  | SOUTH CHARLESTON | 59  | 4.0403     | 14601 |
| 4  | WEIRTON          | 120 | 5.3664     | 22358 |
| 5  | ST. ALBANS       | 83  | 7.0940     | 11699 |
| 6  | MORGANTOWN       | 193 | 7.3765     | 26163 |
| 7  | BLUEFIELD        | 124 | 8.5771     | 14456 |
| 8  | BECKLEY          | 188 | 9.7967     | 19187 |
| 9  | MOUNDSVILLE      | 119 | 10.3697    | 11475 |
| 10 | PARKERSBURG      | 484 | 12.6614    | 38216 |
| 11 | FAIRMONT         | 288 | 13.1962    | 21821 |
| 12 | WHEELING         | 515 | 13.2355    | 38906 |
| 13 | MARTINSBURG      | 250 | 18.2825    | 13674 |

\*Class II Cities are 10,000 to 49,999 in population.

\*Crime Rate calculated per 1,000 population.

1988 B AND E CRIME RATE IN CLASS III CITIES

|    | AGID                  | BE | CRIME RATE | POP  |
|----|-----------------------|----|------------|------|
| 1  | MULLENS               | 0  | 0.0000     | 2441 |
| 2  | PADEN CITY            | 1  | 0.2978     | 3358 |
| 3  | GRAFTON               | 2  | 0.3188     | 6274 |
| 4  | WHITE SULPHUR SPRINGS | 1  | 0.3283     | 3046 |
| 5  | SHINNSTON             | 1  | 0.3481     | 2873 |
| 6  | WILLIAMSTOWN          | 2  | 0.6075     | 3292 |
| 7  | RICHWOOD              | 2  | 0.6532     | 3062 |
| 8  | WELCH                 | 2  | 0.6547     | 3055 |
| 9  | PHILIPPI              | 2  | 0.7133     | 2804 |
| 10 | HINTON                | 3  | 0.7151     | 4195 |
| 11 | RAVENSWOOD            | 4  | 1.1357     | 3522 |
| 12 | NEW MARTINSVILLE      | 11 | 1.6335     | 6734 |
| 13 | MCMECHEN              | 4  | 1.8116     | 2208 |
| 14 | KEYSER                | 12 | 1.8755     | 6398 |
| 15 | HURRICANE             | 8  | 2.0095     | 3981 |
| 16 | LEWISBURG             | 6  | 2.0127     | 2981 |
| 17 | SPENCER               | 6  | 2.2779     | 2634 |
| 18 | ST. MARYS             | 5  | 2.3137     | 2161 |
| 19 | SISTERSVILLE          | 5  | 2.3430     | 2134 |
| 20 | BUCKHANNON            | 16 | 2.3661     | 6762 |
| 21 | NITRO                 | 20 | 2.6380     | 7581 |
| 22 | RONCEVERTE            | 6  | 2.6537     | 2261 |
| 23 | FAYETTEVILLE          | 6  | 2.7434     | 2187 |
| 24 | WESTON                | 16 | 2.8555     | 5603 |
| 25 | MOOREFIELD            | 7  | 3.1977     | 2189 |
| 26 | MANNINGTON            | 10 | 3.3772     | 2961 |
| 27 | STONEWOOD             | 7  | 3.3931     | 2063 |

1988 B AND E CRIME RATE IN CLASS III CITIES

|    | AGID          | BE | CRIME RATE | POP  |
|----|---------------|----|------------|------|
| 28 | CHESAPEAKE    | 7  | 3.4398     | 2035 |
| 29 | RIPLEY        | 12 | 3.6809     | 3260 |
| 30 | MONTGOMERY    | 9  | 3.7499     | 2400 |
| 31 | SUMMERSVILLE  | 13 | 4.2318     | 3072 |
| 32 | FOLLANSBEE    | 16 | 4.3034     | 3718 |
| 33 | MADISON       | 13 | 4.3390     | 2996 |
| 34 | KINGWOOD      | 12 | 4.5112     | 2660 |
| 35 | KENOVA        | 20 | 5.1242     | 3903 |
| 36 | WELLSBURG     | 18 | 5.1487     | 3496 |
| 37 | CEREDO        | 11 | 5.3011     | 2075 |
| 38 | BETHLEHEM     | 16 | 5.4200     | 2952 |
| 39 | BRIDGEPORT    | 36 | 5.5580     | 6477 |
| 40 | SALEM         | 14 | 5.8577     | 2390 |
| 41 | ELKINS        | 47 | 5.8820     | 7990 |
| 42 | CHESTER       | 18 | 5.9859     | 3007 |
| 43 | DUNBAR        | 56 | 6.3734     | 8786 |
| 44 | RANSON        | 21 | 7.3170     | 2870 |
| 45 | MILTON        | 17 | 7.6233     | 2230 |
| 46 | WILLIAMSON    | 38 | 7.8075     | 4867 |
| 47 | OAK HILL      | 55 | 7.8985     | 6963 |
| 48 | BARBOURSVILLE | 25 | 8.0670     | 3099 |
| 49 | PT. PLEASANT  | 51 | 9.8037     | 5202 |
| 50 | LOGAN         | 28 | 10.8147    | 2589 |
| 51 | CHARLES TOWN  | 35 | 10.9270    | 3203 |
| 52 | PRINCETON     | 96 | 11.7466    | 8172 |
| 53 | WESTOVER      | 64 | 13.0528    | 4903 |
| 54 | OCEANA        | 28 | 13.4873    | 2076 |

\*Class III Cities are 2,000 to 9,999 in population.

\*Crime Rate calculated per 1,000 population.

Class I, II, and III City Populations provided by the United States Census Bureau

# BREAKING & ENTERING VALUE OF PROPERTY STOLEN

January - December, 1988, 1987

| CLASSIFICATION |                   | NUMBER OF OFFENSES | PERCENT OF DISTRIBUTION | TOTAL VALUES (DOLLARS) | AVERAGE VALUES (DOLLARS) |
|----------------|-------------------|--------------------|-------------------------|------------------------|--------------------------|
| RESIDENCE      | 1988              | 6,859              | 59.54                   | \$5,986,191            | \$873                    |
|                | 1987              | 6,824              | 59.52                   | \$5,238,648            | \$768                    |
|                | PERCENT OF CHANGE | .51+               | .03+                    | 14.27+                 | 13.67+                   |
| NIGHT          | 1988              | 3,164              | 27.47                   | \$2,701,574            | \$854                    |
|                | 1987              | 3,057              | 26.66                   | \$2,425,919            | \$794                    |
|                | PERCENT OF CHANGE | 3.50+              | 3.04+                   | 11.36+                 | 7.56+                    |
| DAY            | 1988              | 1,667              | 14.47                   | \$1,450,897            | \$870                    |
|                | 1987              | 1,777              | 15.50                   | \$1,398,781            | \$787                    |
|                | PERCENT OF CHANGE | 6.19-              | 6.65-                   | 3.73+                  | 10.55+                   |
| UNKNOWN        | 1988              | 2,028              | 17.60                   | \$1,833,720            | \$904                    |
|                | 1987              | 1,990              | 17.36                   | \$1,413,948            | \$711                    |
|                | PERCENT OF CHANGE | 1.91+              | 1.38+                   | 29.69+                 | 27.14+                   |
| NONRESIDENCE   | 1988              | 4,661              | 40.46                   | \$3,608,677            | \$774                    |
|                | 1987              | 4,642              | 40.48                   | \$3,928,374            | \$846                    |
|                | PERCENT OF CHANGE | .41+               | .05-                    | 8.14-                  | 8.51-                    |
| NIGHT          | 1988              | 3,153              | 27.37                   | \$2,541,925            | \$806                    |
|                | 1987              | 3,105              | 27.08                   | \$2,575,690            | \$830                    |
|                | PERCENT OF CHANGE | 1.55+              | 1.07+                   | 1.31-                  | 2.89-                    |
| DAY            | 1988              | 509                | 4.42                    | \$264,835              | \$520                    |
|                | 1987              | 549                | 4.79                    | \$412,095              | \$751                    |
|                | PERCENT OF CHANGE | 7.29-              | 7.72-                   | 35.73-                 | 30.76-                   |
| UNKNOWN        | 1988              | 999                | 8.67                    | \$801,917              | \$803                    |
|                | 1987              | 988                | 8.62                    | \$940,589              | \$952                    |
|                | PERCENT OF CHANGE | 1.11+              | .58+                    | 14.74-                 | 15.65-                   |
| TOTAL          | 1988              | 11,520             | 100.00                  | \$9,594,868            | \$833                    |
|                | 1987              | 11,466             | 100.00                  | \$9,167,022            | \$799                    |
|                | PERCENT OF CHANGE | .47+               |                         | 4.67+                  | 4.26+                    |

# LARCENY/THEFT

## DEFINITION

Larceny/Theft is the unlawful taking or stealing of articles of value without the use of force, violence, or fraud. It includes crimes such as shoplifting, pocket-picking, purse-snatching, thefts from autos, and the theft of auto parts and accessories. Motor Vehicle Theft is excluded from this category for crime reporting purposes, inasmuch as it is a separate Crime Index Offense.

Larceny offenses cleared by police are dramatically affected by the nature of the crime. As with other Non-Violent Crimes, opportunity and stealth, working in favor of the perpetrator and against police detection, reduce solutions for this offense.

As with other offenses against property, Larceny is primarily a crime of opportunity. Types of Larceny will differ in volume depending upon the opportunity for theft offered in a given area.

When average value is applied to the reported crimes in this category, the dollar loss to victims was \$384. It is true that a portion of goods stolen was recovered and returned to the victims, but the relatively low percentage of crimes cleared by arrest, and the lack of specific identification characteristics on such property indicates these recoveries will not materially reduce the overall loss. In addition, many offenses in this category, particularly where the value of goods, never come to police attention.



## LARCENY-THEFT SUMMARY

1987

A total of 25,161 Larceny/Theft offenses were reported for 1988.

Larceny/Theft comprised 63.3 percent of the total for the Non-Violent Crime category and 59.6 percent of the total Crime Index Offenses.

July recorded the highest number of Larceny/Thefts with 2,284 offenses.

There were 1335.3 Larceny/Thefts per 100,000 population in West Virginia.

Larceny/Thefts from automobiles accounted for 6,398 (25.4%) of the total offenses.

The total dollar value for Larceny/Theft offenses was \$9,654,486, an average of \$384 for each offense; of the total offenses 8,782 were \$200 and over in value.

A total of 5,824 Larceny/Thefts were cleared by arrest or exceptional clearance, a clearance rate of 23.1 percent. Adults were involved in 4,641 of the clearances.

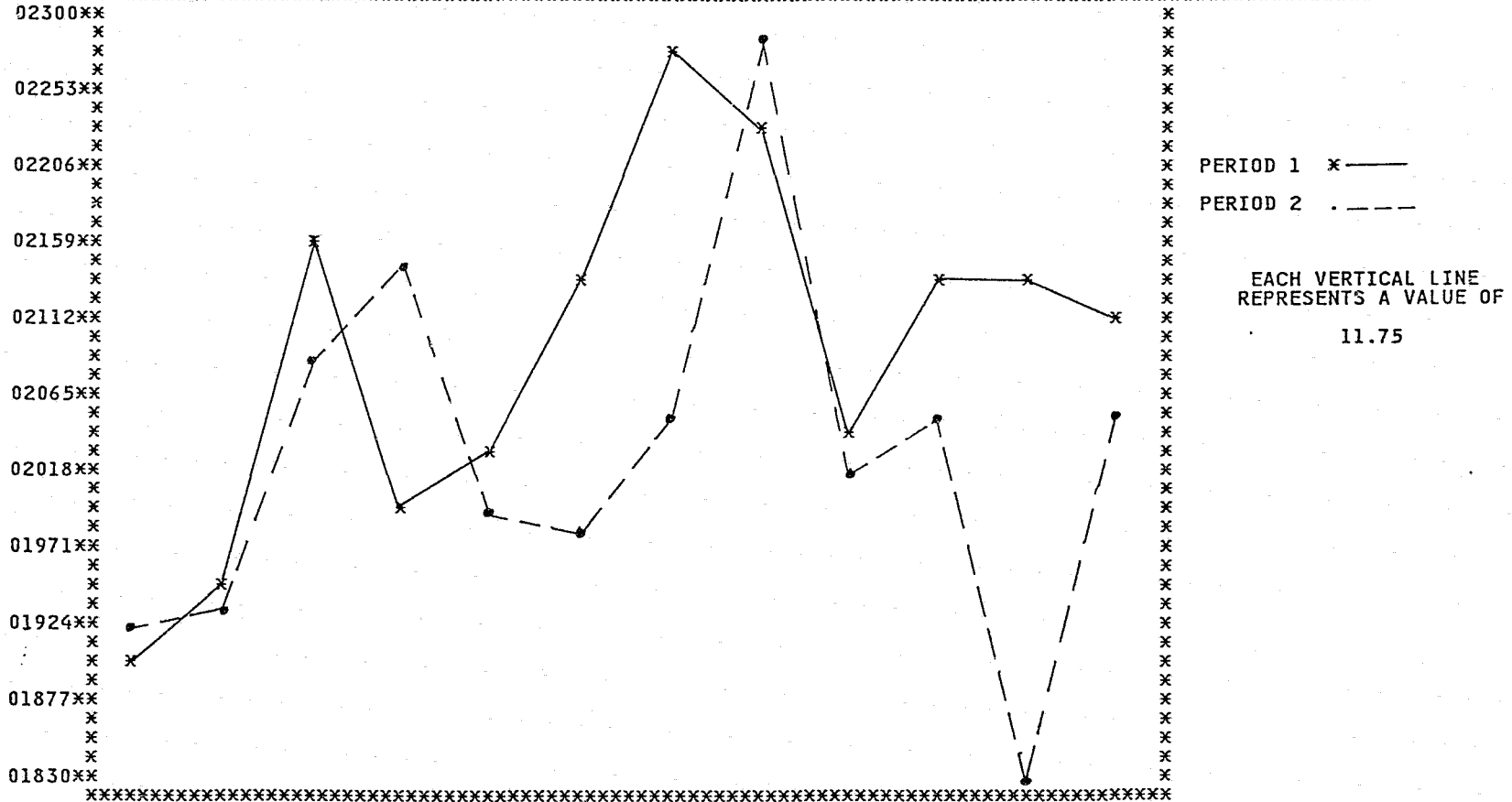
There were 6,013 persons arrested for Larceny/Theft offenses; 4,121 of those arrested were males, 1,413 were under 18, and 5,247 were white.

# LARCENY/THEFT

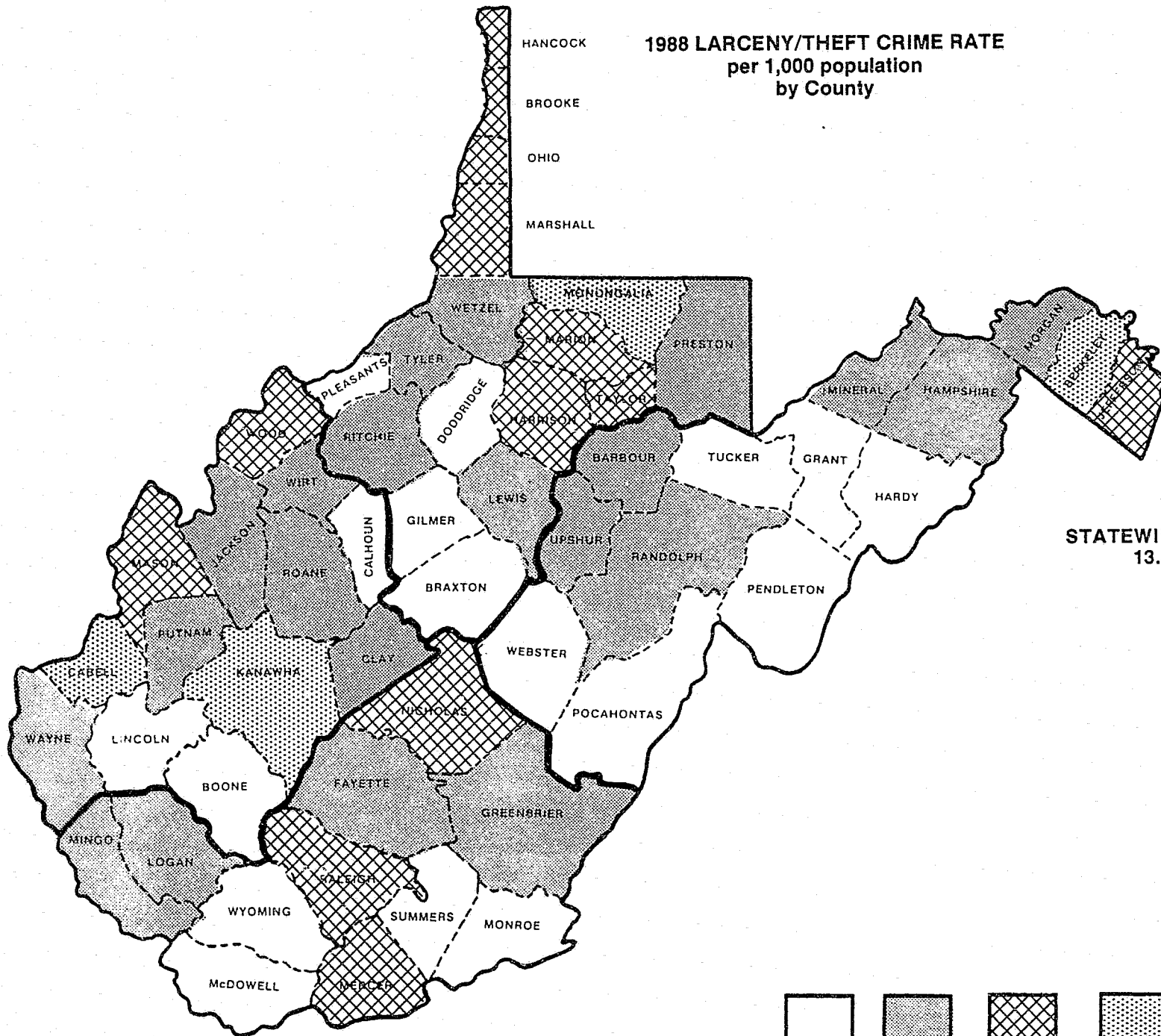
## January - December 1987, 1988

| NUMBER OF OFFENSES BY MONTH |      |      |      |      |      |      |      |      |      |      |      |       | CRIME RATE | OFF CLEARED |      |      |      |      |       |      |      |      |       |      |      |      |      |      |
|-----------------------------|------|------|------|------|------|------|------|------|------|------|------|-------|------------|-------------|------|------|------|------|-------|------|------|------|-------|------|------|------|------|------|
| JAN                         | FEB  | MAR  | APR  | MAY  | JUN  | JUL  | AUG  | SEP  | OCT  | NOV  | DEC  | TOT   | (1,000)    | ADULT       | JUVE |      |      |      |       |      |      |      |       |      |      |      |      |      |
| 1908                        | 1950 | 2163 | 2006 | 2030 | 2138 | 2284 | 2236 | 2051 | 2143 | 2139 | 2113 | 25161 | 13.34      | 4641        | 1183 |      |      |      |       |      |      |      |       |      |      |      |      |      |
| 1935                        | 1938 | 2098 | 2158 | 1999 | 1986 | 2063 | 2295 | 2022 | 2056 | 1839 | 2063 | 24452 | 12.72      | 4314        | 1205 |      |      |      |       |      |      |      |       |      |      |      |      |      |
| NUMERICAL CHANGE            |      |      |      |      |      |      |      |      |      |      |      |       | 27-        | 12+         | 65+  | 152- | 31+  | 152+ | 221+  | 59-  | 29+  | 87+  | 300+  | 50+  | 709+ | .62+ | 327+ | 22-  |
| PERCENT CHANGE              |      |      |      |      |      |      |      |      |      |      |      |       | 1.4-       | .6+         | 3.1+ | 7.0- | 1.6+ | 7.7+ | 10.7+ | 2.6- | 1.4+ | 4.2+ | 16.3+ | 2.4+ | 2.9+ | 4.9+ | 7.6+ | 1.8- |

96



**1988 LARCENY/THEFT CRIME RATE**  
per 1,000 population  
by County



**STATEWIDE RATE**  
13.34



1988 LARCENY/THEFT CRIME RATE BY COUNTY

|    | COUNTY     | LARCENY | CRIME RATE | POP    |
|----|------------|---------|------------|--------|
| 1  | MONROE     | 14      | 1.0290     | 13604  |
| 2  | WEBSTER    | 14      | 1.2263     | 11416  |
| 3  | POCAHONTAS | 13      | 1.4234     | 9133   |
| 4  | LINCOLN    | 37      | 1.5725     | 23526  |
| 5  | PENDLETON  | 13      | 1.6576     | 7842   |
| 6  | HARDY      | 19      | 1.8229     | 10423  |
| 7  | GRANT      | 25      | 2.3105     | 10820  |
| 8  | SUMMERS    | 38      | 2.4537     | 15486  |
| 9  | BRAXTON    | 36      | 2.4836     | 14493  |
| 10 | CALHOUN    | 21      | 2.4887     | 8438   |
| 11 | DODDRIDGE  | 19      | 2.6216     | 7247   |
| 12 | TUCKER     | 23      | 2.8255     | 8140   |
| 13 | MCDOWELL   | 122     | 2.8377     | 42983  |
| 14 | PLEASANTS  | 26      | 3.4013     | 7644   |
| 15 | GILMER     | 29      | 3.7451     | 7743   |
| 16 | WYOMING    | 126     | 3.7775     | 33354  |
| 17 | BOONE      | 112     | 3.8371     | 29185  |
| 18 | GREENBRIER | 138     | 4.0061     | 34442  |
| 19 | MINGO      | 148     | 4.1070     | 36034  |
| 20 | ROANE      | 65      | 4.2516     | 15287  |
| 21 | CLAY       | 50      | 4.4575     | 11217  |
| 22 | BARBOUR    | 76      | 4.8450     | 15684  |
| 23 | RITCHIE    | 56      | 5.0366     | 11118  |
| 24 | PRESTON    | 156     | 5.1511     | 30277  |
| 25 | TYLER      | 70      | 5.3851     | 12998  |
| 26 | WIRT       | 28      | 5.4242     | 5162   |
| 27 | LEWIS      | 104     | 5.7554     | 18067  |
| 28 | JACKSON    | 151     | 5.9177     | 25512  |
| 29 | WETZEL     | 125     | 6.7312     | 18569  |
| 30 | LOGAN      | 329     | 6.7478     | 48740  |
| 31 | MORGAN     | 78      | 6.7735     | 11515  |
| 32 | FAYETTE    | 381     | 7.0980     | 53673  |
| 33 | PUTNAM     | 292     | 7.3467     | 39738  |
| 34 | MINERAL    | 209     | 7.7393     | 27001  |
| 35 | UPSHUR     | 185     | 7.8625     | 23526  |
| 36 | RANDOLPH   | 228     | 8.0872     | 28192  |
| 37 | WAYNE      | 329     | 8.3434     | 39430  |
| 38 | HAMPSHIRE  | 135     | 8.5522     | 15784  |
| 39 | MASON      | 234     | 9.0301     | 25909  |
| 40 | BROOKE     | 228     | 9.1428     | 24936  |
| 41 | NICHOLAS   | 264     | 9.5304     | 27696  |
| 42 | HANCOCK    | 393     | 9.6128     | 40879  |
| 43 | TAYLOR     | 160     | 10.1360    | 15784  |
| 44 | MERCER     | 742     | 10.4177    | 71175  |
| 45 | OHIO       | 594     | 10.4782    | 56682  |
| 46 | MARSHALL   | 487     | 12.5451    | 38814  |
| 47 | HARRISON   | 971     | 13.0697    | 74252  |
| 48 | MARION     | 891     | 14.1758    | 62836  |
| 49 | RALEIGH    | 1272    | 15.3912    | 82591  |
| 50 | JEFFERSON  | 547     | 16.0162    | 34148  |
| 51 | WOOD       | 1779    | 19.4978    | 91227  |
| 52 | MONONGALIA | 1641    | 21.6612    | 75741  |
| 53 | KANAWHA    | 5945    | 27.1092    | 218881 |
| 54 | BERKELEY   | 1479    | 27.7312    | 53307  |
| 55 | CABELL     | 3514    | 33.2424    | 105699 |

\*Crime Rate calculated per 1,000 population.

1988 LARCENY THEFT CRIME RATE IN CLASS I CITIES

|   | AGID       | LARCENY | CRIME RATE | POP   |
|---|------------|---------|------------|-------|
| 1 | HUNTINGTON | 2633    | 45.8932    | 57344 |
| 2 | CHARLESTON | 4297    | 76.1428    | 56416 |

\*Class I Cities are in excess of 50,000 in population.

\*Crime Rate calculated per 1,000 population.

1988 LARCENY THEFT CRIME RATE IN CLASS II CITIES

|    | AGID             | LARCENY | CRIME RATE | POP   |
|----|------------------|---------|------------|-------|
| 1  | WHEELING         | 430     | 11.0510    | 38906 |
| 2  | WEIRTON          | 288     | 12.8794    | 22358 |
| 3  | CLARKSBURG       | 340     | 17.2516    | 19708 |
| 4  | SOUTH CHARLESTON | 257     | 17.5994    | 14601 |
| 5  | BLUEFIELD        | 287     | 19.8518    | 14456 |
| 6  | ST. ALBANS       | 287     | 24.5299    | 11699 |
| 7  | MOUNDSVILLE      | 290     | 25.2706    | 11475 |
| 8  | VIENNA           | 309     | 27.4052    | 11275 |
| 9  | PARKERSBURG      | 1125    | 29.4300    | 38216 |
| 10 | FAIRMONT         | 649     | 29.7372    | 21821 |
| 11 | MORGANTOWN       | 796     | 30.4231    | 26163 |
| 12 | BECKLEY          | 598     | 31.1618    | 19187 |
| 13 | MARTINSBURG      | 741     | 54.1893    | 13674 |

\*Class II Cities are 10,000 to 49,999 in population.

\*Crime Rate calculated per 1,000 population.

1988 LARCENY THEFT CRIME RATE IN CLASS III CITIES

|    | AGID                  | LARCENY | CRIME RATE | POP  |
|----|-----------------------|---------|------------|------|
| 1  | HINTON                | 0       | 0.0000     | 4195 |
| 2  | RICHWOOD              | 1       | 0.3266     | 3062 |
| 3  | WHITE SULPHUR SPRINGS | 1       | 0.3283     | 3046 |
| 4  | MOOREFIELD            | 1       | 0.4568     | 2189 |
| 5  | WELCH                 | 2       | 0.6547     | 3055 |
| 6  | FAYETTEVILLE          | 2       | 0.9145     | 2187 |
| 7  | CHESAPEAKE            | 3       | 1.4742     | 2035 |
| 8  | MCMECHEN              | 5       | 2.2644     | 2208 |
| 9  | WESTON                | 14      | 2.4986     | 5603 |
| 10 | LEWISBURG             | 8       | 2.6836     | 2981 |
| 11 | MULLENS               | 7       | 2.8676     | 2441 |
| 12 | SHINNSTON             | 9       | 3.1325     | 2873 |
| 13 | OCEANA                | 7       | 3.3718     | 2076 |
| 14 | WILLIAMSTOWN          | 13      | 3.9489     | 3292 |
| 15 | BETHLEHEM             | 13      | 4.4037     | 2952 |
| 16 | RONCEVERTE            | 10      | 4.4228     | 2261 |
| 17 | PADEN CITY            | 17      | 5.0624     | 3358 |
| 18 | MANNINGTON            | 19      | 6.4167     | 2961 |
| 19 | SPENCER               | 17      | 6.4540     | 2634 |
| 20 | ST. MARYS             | 14      | 6.4784     | 2161 |
| 21 | MADISON               | 23      | 7.6767     | 2996 |
| 22 | STONEWOOD             | 16      | 7.7557     | 2063 |
| 23 | SALEM                 | 20      | 8.3682     | 2390 |
| 24 | CHESTER               | 26      | 8.6463     | 3007 |
| 25 | MONTGOMERY            | 22      | 9.1665     | 2400 |



1988 LARCENY THEFT CRIME RATE IN CLASS III CITIES

| AGID | LARCENY          | CRIME RATE | POP     |      |
|------|------------------|------------|---------|------|
| 26   | BUCKHANNON       | 67         | 9.9080  | 6762 |
| 27   | PHILIPPI         | 31         | 11.0555 | 2804 |
| 28   | NEW MARTINSVILLE | 77         | 11.4345 | 6734 |
| 29   | LOGAN            | 30         | 11.5872 | 2589 |
| 30   | RAVENSWOOD       | 42         | 11.9246 | 3522 |
| 31   | KINGWOOD         | 32         | 12.0298 | 2660 |
| 32   | HURRICANE        | 52         | 13.0619 | 3981 |
| 33   | SISTERSVILLE     | 28         | 13.1208 | 2134 |
| 34   | MILTON           | 31         | 13.9013 | 2230 |
| 35   | RIPLEY           | 47         | 14.4168 | 3260 |
| 36   | WELLSBURG        | 54         | 15.4462 | 3496 |
| 37   | WILLIAMSON       | 76         | 15.6150 | 4867 |
| 38   | FOLLANSBEE       | 64         | 17.2134 | 3718 |
| 39   | KEYSER           | 129        | 20.1614 | 6398 |
| 40   | RANSON           | 58         | 20.2089 | 2870 |
| 41   | GRAFTON          | 127        | 20.2413 | 6274 |
| 42   | WESTOVER         | 102        | 20.8029 | 4903 |
| 43   | PT. PLEASANT     | 109        | 20.9531 | 5202 |
| 44   | NITRO            | 159        | 20.9721 | 7581 |
| 45   | OAK HILL         | 149        | 21.3979 | 6963 |
| 46   | KENOVA           | 86         | 22.0341 | 3903 |
| 47   | ELKINS           | 179        | 22.4018 | 7990 |
| 48   | SUMMERSVILLE     | 72         | 23.4374 | 3072 |
| 49   | CEREDO           | 56         | 26.9875 | 2075 |
| 50   | DUNBAR           | 248        | 28.2249 | 8786 |
| 51   | PRINCETON        | 267        | 32.6701 | 8172 |
| 52   | CHARLES TOWN     | 174        | 54.3228 | 3203 |
| 53   | BRIDGEPORT       | 363        | 56.0436 | 6477 |
| 54   | BARBOURSVILLE    | 204        | 65.8267 | 3099 |

\*Class III Cities are 2,000 to 9,999 in population.

\*Crime Rate calculated per 1,000 population.

Class I, II, and III City Populations provided by the United States Census Bureau

**LARCENY/THEFT**  
**VALUE OF PROPERTY STOLEN**  
**January - December 1987, 1988**


| CLASSIFICATION             |                   | NUMBER<br>OF<br>OFFENSES | PERCENT<br>OF<br>DISTRIBUTION | TOTAL<br>VALUES<br>(DOLLARS) | AVERAGE<br>VALUES<br>(DOLLARS) |
|----------------------------|-------------------|--------------------------|-------------------------------|------------------------------|--------------------------------|
| POCKET-PICKETING           | 1988              | 88                       | .35                           | \$21,084                     | \$240                          |
|                            | 1987              | 93                       | .38                           | \$22,440                     | \$241                          |
|                            | PERCENT OF CHANGE | 5.38-                    | 7.89-                         | 6.04-                        | .41-                           |
| PURSE-SNATCHING            | 1988              | 183                      | .73                           | \$60,552                     | \$331                          |
|                            | 1987              | 172                      | .70                           | \$29,909                     | \$174                          |
|                            | PERCENT OF CHANGE | 6.40+                    | 4.29+                         | 102.45+                      | 90.23+                         |
| CARGO THEFTS               | 1988              | 146                      | .58                           | \$263,960                    | \$1,808                        |
|                            | 1987              | 134                      | .55                           | \$214,131                    | \$1,598                        |
|                            | PERCENT OF CHANGE | 8.96+                    | 5.45+                         | 23.27+                       | 13.14+                         |
| SHOPLIFTING                | 1988              | 4,533                    | 18.02                         | \$208,154                    | \$46                           |
|                            | 1987              | 4,631                    | 18.94                         | \$262,290                    | \$57                           |
|                            | PERCENT OF CHANGE | 2.12-                    | 4.86-                         | 20.64-                       | 19.30-                         |
| FROM AUTOS                 | 1988              | 6,398                    | 25.43                         | \$2,106,188                  | \$329                          |
|                            | 1987              | 5,564                    | 22.75                         | \$1,830,910                  | \$329                          |
|                            | PERCENT OF CHANGE | 14.99+                   | 11.78+                        | 15.04+                       |                                |
| AUTO PARTS AND ACCESSORIES | 1988              | 2,906                    | 11.55                         | \$659,466                    | \$227                          |
|                            | 1987              | 3,180                    | 13.01                         | \$704,293                    | \$221                          |
|                            | PERCENT OF CHANGE | 8.62-                    | 11.22-                        | 6.36-                        | 2.71+                          |
| BICYCLES                   | 1988              | 1,444                    | 5.74                          | \$231,782                    | \$161                          |
|                            | 1987              | 1,678                    | 6.86                          | \$258,955                    | \$154                          |
|                            | PERCENT OF CHANGE | 13.95-                   | 16.33-                        | 10.49-                       | 4.55+                          |
| FROM BUILDINGS             | 1988              | 3,515                    | 13.97                         | \$2,254,524                  | \$641                          |
|                            | 1987              | 3,515                    | 14.38                         | \$1,981,274                  | \$564                          |
|                            | PERCENT OF CHANGE |                          | 2.85-                         | 13.79+                       | 13.65+                         |
| COIN OPERATED MACHINES     | 1988              | 270                      | 1.07                          | \$43,745                     | \$162                          |
|                            | 1987              | 219                      | .90                           | \$70,744                     | \$323                          |
|                            | PERCENT OF CHANGE | 23.29+                   | 18.89+                        | 38.16-                       | 49.85-                         |
| LIVE STOCK                 | 1988              | 73                       | .29                           | \$34,027                     | \$466                          |
|                            | 1987              | 111                      | .45                           | \$123,134                    | \$1,109                        |
|                            | PERCENT OF CHANGE | 34.23-                   | 35.56-                        | 72.37-                       | 57.98-                         |
| ALL OTHER                  | 1988              | 5,605                    | 22.28                         | \$3,771,004                  | \$673                          |
|                            | 1987              | 5,155                    | 21.08                         | \$2,863,921                  | \$556                          |
|                            | PERCENT OF CHANGE | 8.73+                    | 5.69+                         | 31.67+                       | 21.04+                         |
| TOTAL                      | 1988              | 25,161                   | 100.00                        | \$9,654,486                  | \$384                          |
|                            | 1987              | 24,452                   | 100.00                        | \$8,362,001                  | \$342                          |
|                            | PERCENT OF CHANGE | 2.90+                    |                               | 15.46+                       | 12.28+                         |

# MOTOR VEHICLE THEFT

## DEFINITION

In Uniform Crime Reporting, Motor Vehicle Theft includes all thefts of a motor vehicle. This includes all vehicles which can be registered as a motor vehicle in this State. This definition excludes taking a motor vehicle for temporary use, such as family situation or unauthorized use by others having lawful access to the vehicle, such as chauffeurs, etc.

The crime of Motor Vehicle Theft has been labeled primarily as a crime of opportunity. The youthful offender finds the motor vehicle easily accessible for transportation for any purpose. The remaining thefts are mainly for the purpose of resale, theft of parts, and for use in committing other crimes.



## MOTOR VEHICLE THEFT SUMMARY 1988

A total of 3,050 Motor Vehicle Theft offenses were reported in 1988.

Motor Vehicle Theft comprised 7.7 percent of the total for the Non-Violent Crime category and 7.2 percent of the total Crime Index Offenses.

July recorded the highest number of Motor Vehicle Thefts with 336 offenses.

There were 161.9 Motor Vehicle Thefts per 100,000 population in West Virginia.

The total dollar value for Motor Vehicle Theft offenses was \$15,587,126, an average of \$5,111 for each offense.

A total of 723 Motor Vehicle Thefts were cleared by arrest or exceptional clearance, a clearance rate of 23.7 percent. Adults were involved in 547 of the clearances.

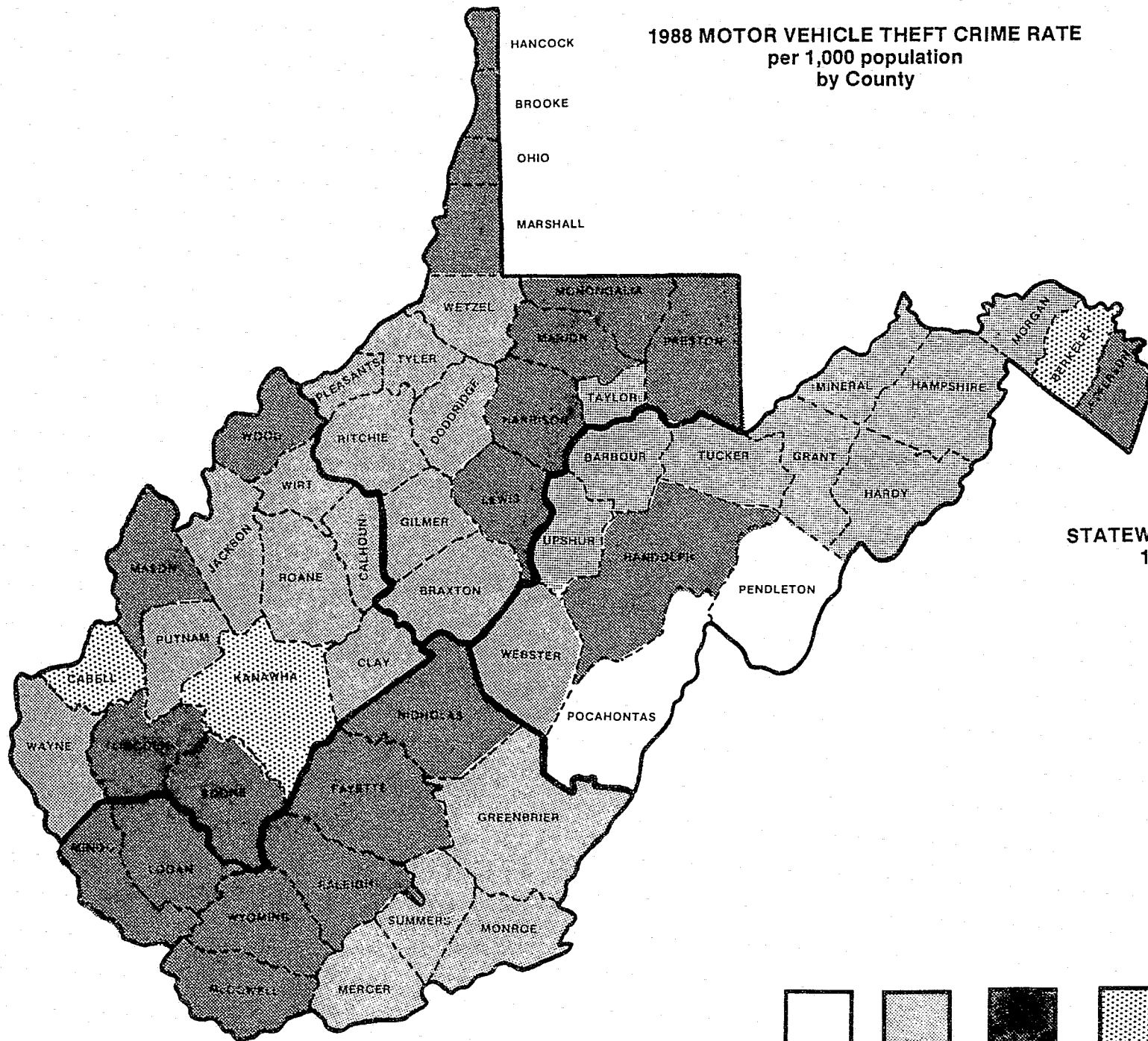
There were 562 persons arrested for Motor Vehicle Theft offenses; 491 of those arrested were males, 237 were under 18, and 506 were white.

## MOTOR VEHICLE THEFT BY TYPE OF MOTOR VEHICLE


January—December 1988

| Type of Motor Vehicle | Number of Offenses | Percent Distribution |
|-----------------------|--------------------|----------------------|
| Autos                 | 1,876              | 61.5%                |
| Trucks and Buses      | 733                | 24.0%                |
| Other Vehicles        | 441                | 14.5%                |

**1988 MOTOR VEHICLE THEFT CRIME RATE  
per 1,000 population  
by County**



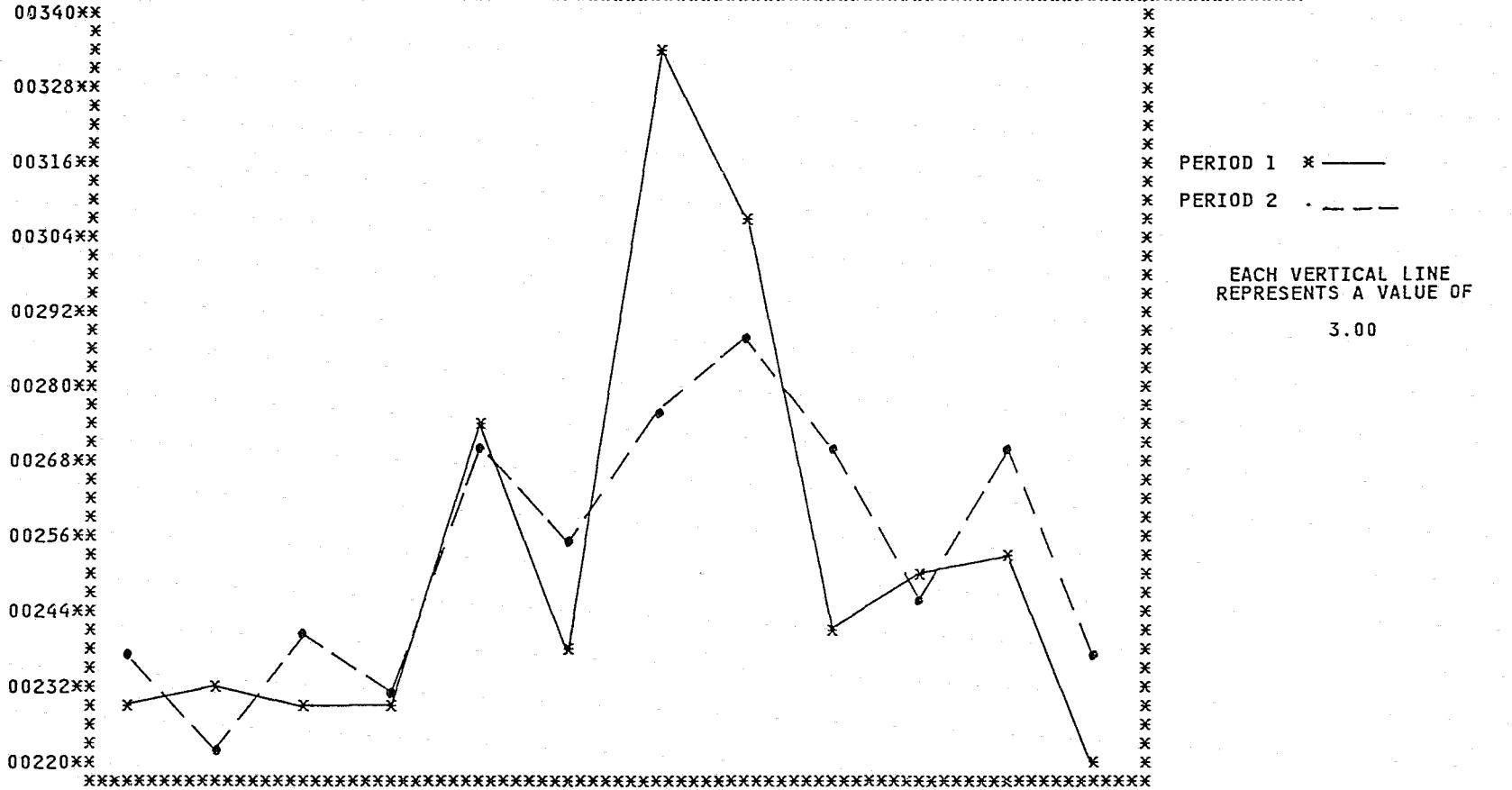
**STATEWIDE RATE  
1.62**



# MOTOR VEHICLE THEFT

January - December 1988, 1987

|                  | NUMBER OF OFFENSES BY MONTH |      |      |      |     |      |       |      |       |      |      |      | CRIME OFF CLEARED |         |       |       |
|------------------|-----------------------------|------|------|------|-----|------|-------|------|-------|------|------|------|-------------------|---------|-------|-------|
|                  | RATE                        |      |      |      |     |      |       |      |       |      |      |      | ADULT JUV         |         |       |       |
|                  | JAN                         | FEB  | MAR  | APR  | MAY | JUN  | JUL   | AUG  | SEP   | OCT  | NOV  | DEC  | TOT               | (1,000) | ADULT | JUV   |
| PERIOD 1 88      | 231                         | 234  | 229  | 231  | 274 | 238  | 336   | 308  | 243   | 252  | 254  | 220  | 3050              | 1.62    | 547   | 176   |
| PERIOD 2 87      | 240                         | 225  | 242  | 234  | 272 | 256  | 279   | 291  | 272   | 247  | 271  | 238  | 3067              | 1.59    | 486   | 204   |
| NUMERICAL CHANGE | 9-                          | 9+   | 13-  | 3-   | 2+  | 18-  | 57+   | 17+  | 29-   | 5+   | 17-  | 18-  | 17-               | .03+    | 61+   | 28-   |
| PERCENT CHANGE   | 3.8-                        | 4.0+ | 5.4- | 1.3- | .7+ | 7.0- | 20.4+ | 5.8+ | 10.7- | 2.0+ | 6.3- | 7.6- | .6-               | 1.9+    | 12.6+ | 13.7- |



1988 MOTOR VEHICLE THEFT CRIME RATE BY COUNTY

|    | COUNTY     | MOTORVEH | CRIME RATE | POP    |
|----|------------|----------|------------|--------|
| 1  | POCAHONTAS | 0        | 0.00000    | 9133   |
| 2  | PENDLETON  | 0        | 0.00000    | 7842   |
| 3  | TUCKER     | 1        | 0.12285    | 8140   |
| 4  | WIRT       | 1        | 0.19372    | 5162   |
| 5  | TYLER      | 3        | 0.23079    | 12998  |
| 6  | ROANE      | 4        | 0.26164    | 15287  |
| 7  | GRANT      | 4        | 0.36968    | 10820  |
| 8  | TAYLOR     | 6        | 0.38010    | 15784  |
| 9  | SUMMERS    | 6        | 0.38742    | 15486  |
| 10 | BARBOUR    | 7        | 0.44625    | 15684  |
| 11 | HARDY      | 5        | 0.47970    | 10423  |
| 12 | GREENBRIER | 17       | 0.49351    | 34442  |
| 13 | PLEASANTS  | 4        | 0.52328    | 7644   |
| 14 | RITCHIE    | 6        | 0.53964    | 11118  |
| 15 | GILMER     | 5        | 0.64570    | 7743   |
| 16 | MORGAN     | 8        | 0.69472    | 11515  |
| 17 | HAMPSHIRE  | 11       | 0.69685    | 15784  |
| 18 | BRAXTON    | 11       | 0.75889    | 14493  |
| 19 | WEBSTER    | 9        | 0.78831    | 11416  |
| 20 | CLAY       | 9        | 0.80235    | 11217  |
| 21 | PUTNAM     | 32       | 0.80512    | 39738  |
| 22 | MONROE     | 11       | 0.80850    | 13604  |
| 23 | DODDRIDGE  | 6        | 0.82788    | 7247   |
| 24 | MINERAL    | 23       | 0.85169    | 27001  |
| 25 | WETZEL     | 16       | 0.86160    | 18569  |
| 26 | WAYNE      | 35       | 0.88760    | 39430  |
| 27 | JACKSON    | 23       | 0.90137    | 25512  |
| 28 | MERCER     | 65       | 0.91260    | 71175  |
| 29 | UPSHUR     | 22       | 0.93500    | 23526  |
| 30 | CALHOUN    | 8        | 0.94808    | 8438   |
| 31 | LEWIS      | 19       | 1.05146    | 18067  |
| 32 | PRESTON    | 32       | 1.05664    | 30277  |
| 33 | MASON      | 28       | 1.08052    | 25909  |
| 34 | RANDOLPH   | 32       | 1.13504    | 28192  |
| 35 | RALEIGH    | 94       | 1.13740    | 82591  |
| 36 | MCDOWELL   | 49       | 1.13974    | 42983  |
| 37 | HANCOCK    | 47       | 1.14962    | 40879  |
| 38 | MARION     | 73       | 1.16143    | 62836  |
| 39 | FAYETTE    | 64       | 1.19232    | 53673  |
| 40 | HARRISON   | 92       | 1.23832    | 74252  |
| 41 | BROOKE     | 31       | 1.24310    | 24936  |
| 42 | MARSHALL   | 53       | 1.36528    | 38814  |
| 43 | NICHOLAS   | 39       | 1.40790    | 27696  |
| 44 | WOOD       | 133      | 1.45768    | 91227  |
| 45 | MINGO      | 55       | 1.52625    | 36034  |
| 46 | MONONGALIA | 122      | 1.61040    | 75741  |
| 47 | OHIO       | 95       | 1.67580    | 56682  |
| 48 | WYOMING    | 62       | 1.85876    | 33354  |
| 49 | BOONE      | 57       | 1.95282    | 29185  |
| 50 | JEFFERSON  | 75       | 2.19600    | 34148  |
| 51 | LINCOLN    | 55       | 2.33750    | 23526  |
| 52 | LOGAN      | 131      | 2.68681    | 48740  |
| 53 | KANAWHA    | 698      | 3.18288    | 218881 |
| 54 | CABELL     | 353      | 3.33938    | 105699 |
| 55 | BERKELEY   | 203      | 3.80625    | 53307  |

\*Crime Rate calculated per 1,000 population.

1988 MOTOR VEHICLE THEFT CRIME RATE IN CLASS I CITIES

|   | AGID       | MOTORVEH | CRIME RATE | POP   |
|---|------------|----------|------------|-------|
| 1 | HUNTINGTON | 253      | 4.40979    | 57344 |
| 2 | CHARLESTON | 429      | 7.60188    | 56416 |

\*Class I Cities are in excess of 50,000 in population.  
 Crime Rate calculated per 1,000 population.

1988 MOTOR VEHICLE THEFT CRIME RATE IN CLASS II CITIES

|    | AGID             | MOTORVEH | CRIME RATE | POP   |
|----|------------------|----------|------------|-------|
| 1  | VIENNA           | 6        | 0.53214    | 11275 |
| 2  | BECKLEY          | 12       | 0.62532    | 19187 |
| 3  | BLUEFIELD        | 17       | 1.17589    | 14456 |
| 4  | WEIRTON          | 29       | 1.29688    | 22358 |
| 5  | MORGANTOWN       | 37       | 1.41414    | 26163 |
| 6  | CLARKSBURG       | 28       | 1.42072    | 19708 |
| 7  | FAIRMONT         | 37       | 1.69534    | 21821 |
| 8  | WHEELING         | 81       | 2.08170    | 38906 |
| 9  | MOUNDSVILLE      | 28       | 2.43992    | 11475 |
| 10 | PARKERSBURG      | 103      | 2.69448    | 38216 |
| 11 | SOUTH CHARLESTON | 41       | 2.80768    | 14601 |
| 12 | ST. ALBANS       | 33       | 2.82051    | 11699 |
| 13 | MARTINSBURG      | 81       | 5.92353    | 13674 |

\*Class II Cities are 10,000 to 49,999 in population.  
 \*Crime Rate calculated per 1,000 population.

1988 MOTOR VEHICLE THEFT CRIME RATE IN CLASS III CITIES

|    | AGID                  | MOTORVEH | CRIME RATE | POP  |
|----|-----------------------|----------|------------|------|
| 1  | HINTON                | 0        | 0.00000    | 4195 |
| 2  | RICHWOOD              | 0        | 0.00000    | 3062 |
| 3  | WHITE SULPHUR SPRINGS | 0        | 0.00000    | 3046 |
| 4  | WELCH                 | 0        | 0.00000    | 3055 |
| 5  | SHINNSTON             | 0        | 0.00000    | 2873 |
| 6  | WILLIAMSTOWN          | 0        | 0.00000    | 3292 |
| 7  | RONCEVERTE            | 0        | 0.00000    | 2261 |
| 8  | SALEM                 | 0        | 0.00000    | 2390 |
| 9  | PHILIPPI              | 0        | 0.00000    | 2804 |
| 10 | SISTERSVILLE          | 0        | 0.00000    | 2134 |
| 11 | KENOVA                | 0        | 0.00000    | 3903 |
| 12 | NITRO                 | 1        | 0.13190    | 7581 |
| 13 | RAVENSWOOD            | 1        | 0.28392    | 3522 |
| 14 | PADEN CITY            | 1        | 0.29779    | 3358 |
| 15 | BETHLEHEM             | 1        | 0.33875    | 2952 |
| 16 | WESTON                | 2        | 0.35694    | 5603 |
| 17 | NEW MARTINSVILLE      | 3        | 0.44550    | 6734 |
| 18 | MCMECHEN              | 1        | 0.45289    | 2208 |
| 19 | MOOREFIELD            | 1        | 0.45682    | 2189 |
| 20 | GRAFTON               | 3        | 0.47814    | 6274 |
| 21 | CEREDO                | 1        | 0.48192    | 2075 |
| 22 | SPENCER               | 2        | 0.75930    | 2634 |
| 23 | ST. MARYS             | 2        | 0.92548    | 2161 |
| 24 | PT. PLEASANT          | 5        | 0.96115    | 5202 |
| 25 | STONEWOOD             | 2        | 0.96946    | 2063 |
| 26 | CHESAPEAKE            | 2        | 0.98280    | 2035 |
| 27 | WILLIAMSON            | 5        | 1.02730    | 4867 |
| 28 | PRINCETON             | 10       | 1.22360    | 8172 |

1988 MOTOR VEHICLE THEFT CRIME RATE IN CLASS III CITIES

|    | AGID          | MOTORVEH | CRIME RATE | POP  |
|----|---------------|----------|------------|------|
| 29 | OAK HILL      | 9        | 1.29249    | 6963 |
| 30 | MADISON       | 4        | 1.33508    | 2996 |
| 31 | LEWISBURG     | 4        | 1.34180    | 2981 |
| 32 | MANNINGTON    | 4        | 1.35088    | 2961 |
| 33 | FAYETTEVILLE  | 3        | 1.37172    | 2187 |
| 34 | BRIDGEPORT    | 9        | 1.38951    | 6477 |
| 35 | OCEANA        | 3        | 1.44507    | 2076 |
| 36 | KINGWOOD      | 4        | 1.50372    | 2660 |
| 37 | HURRICANE     | 6        | 1.50714    | 3981 |
| 38 | MULLENS       | 4        | 1.63864    | 2441 |
| 39 | CHESTER       | 5        | 1.66275    | 3007 |
| 40 | MONTGOMERY    | 4        | 1.66664    | 2400 |
| 41 | DUNBAR        | 16       | 1.82096    | 8786 |
| 42 | BUCKHANNON    | 13       | 1.92244    | 6762 |
| 43 | LOGAN         | 5        | 1.93120    | 2589 |
| 44 | KEYSER        | 13       | 2.03177    | 6398 |
| 45 | CHARLES TOWN  | 7        | 2.18540    | 3203 |
| 46 | MILTON        | 5        | 2.24215    | 2230 |
| 47 | ELKINS        | 18       | 2.25270    | 7990 |
| 48 | WELLSBURG     | 8        | 2.28832    | 3496 |
| 49 | RIPLEY        | 8        | 2.45392    | 3260 |
| 50 | SUMMERSVILLE  | 8        | 2.60416    | 3072 |
| 51 | WESTOVER      | 13       | 2.65135    | 4903 |
| 52 | FOLLANSBEE    | 12       | 3.22752    | 3718 |
| 53 | BARBOURSVILLE | 21       | 6.77628    | 3099 |
| 54 | RANSON        | 21       | 7.31703    | 2870 |

\*Class III Cities are 2,000 to 9,999 in population.

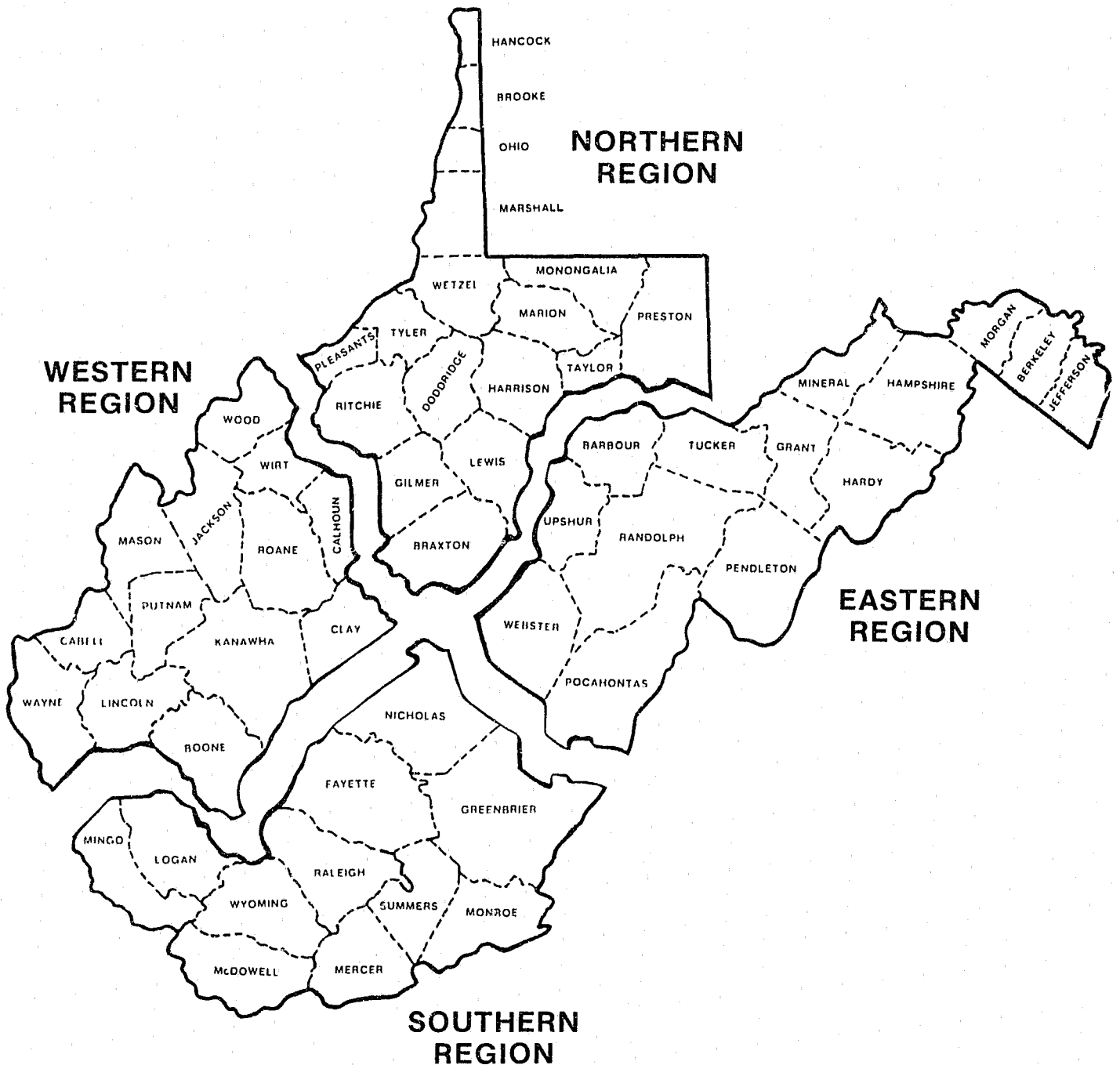
\*Crime Rate calculated per 1,000 population.

Class I, II and III City populations provided by the United States Census Bureau



# 1988

## REGIONAL CRIME



## 1988 Percent Crime Distribution by Regions

| TOTALS              | REGIONS  |          |         |         |
|---------------------|----------|----------|---------|---------|
|                     | NORTHERN | SOUTHERN | EASTERN | WESTERN |
| POPULATION          |          |          |         |         |
| 1,884,000           | 518,080  | 459,778  | 266,931 | 639,211 |
| % TOTAL             | 27.5%    | 24.4%    | 14.2%   | 33.9%   |
| TOTAL OFFENSES      |          |          |         |         |
| 42,208              | 9,960    | 6,795    | 5,423   | 20,030  |
| % TOTAL             | 23.6%    | 16.1%    | 12.8%   | 47.5%   |
| MURDER              |          |          |         |         |
| 93                  | 17       | 36       | 8       | 32      |
| % TOTAL             | 18.3%    | 38.7%    | 8.6%    | 34.4%   |
| RAPE                |          |          |         |         |
| 353                 | 75       | 72       | 47      | 159     |
| % TOTAL             | 21.2%    | 20.4%    | 13.3%   | 45.0%   |
| ROBBERY             |          |          |         |         |
| 644                 | 151      | 77       | 63      | 353     |
| % TOTAL             | 23.4%    | 12.0%    | 9.8%    | 54.8%   |
| FELONIOUS ASSAULT   |          |          |         |         |
| 1,387               | 246      | 344      | 139     | 658     |
| % TOTAL             | 17.7%    | 24.8%    | 10.0%   | 47.4%   |
| B & E               |          |          |         |         |
| 11,520              | 2,864    | 2,099    | 1,722   | 4,835   |
| % TOTAL             | 24.9%    | 18.2%    | 14.9%   | 42.0%   |
| LARCENY/THEFT       |          |          |         |         |
| 25,161              | 5,986    | 3,574    | 3,044   | 12,577  |
| % TOTAL             | 23.8%    | 14.2%    | 12.1%   | 49.9%   |
| MOTOR VEHICLE THEFT |          |          |         |         |
| 3,050               | 621      | 593      | 400     | 1,436   |
| % TOTAL             | 20.4%    | 19.4%    | 13.1%   | 47.1%   |

# 1988 Total Offenses & Crime Rates by Regions

| STATE TOTALS        | REGIONS  |          |         |         |
|---------------------|----------|----------|---------|---------|
| POPULATION          | NORTHERN | SOUTHERN | EASTERN | WESTERN |
| 1,884,000           | 518,080  | 459,778  | 266,931 | 639,211 |
| OFFENSES            |          |          |         |         |
| 42,208              | 9,960    | 6,795    | 5,423   | 20,030  |
| CRIME RATE          |          |          |         |         |
| 22.37               | 19.22    | 14.75    | 20.28   | 31.25   |
| MURDER              |          |          |         |         |
| 93                  | 17       | 36       | 8       | 32      |
| CRIME RATE          |          |          |         |         |
| 0.05                | 0.03     | 0.08     | 0.03    | 0.05    |
| RAPE                |          |          |         |         |
| 353                 | 75       | 72       | 47      | 159     |
| CRIME RATE          |          |          |         |         |
| 0.19                | 0.14     | 0.16     | 0.18    | 0.25    |
| ROBBERY             |          |          |         |         |
| 644                 | 151      | 77       | 63      | 353     |
| CRIME RATE          |          |          |         |         |
| 0.34                | 0.29     | 0.17     | 0.24    | 0.55    |
| FELONIOUS ASSAULT   |          |          |         |         |
| 1,387               | 246      | 344      | 139     | 658     |
| CRIME RATE          |          |          |         |         |
| 0.74                | 0.47     | 0.75     | 0.52    | 1.03    |
| B & E               |          |          |         |         |
| 11,520              | 2,864    | 2,099    | 1,722   | 4,835   |
| CRIME RATE          |          |          |         |         |
| 6.11                | 5.53     | 4.55     | 6.44    | 7.54    |
| LARCENY/THEFT       |          |          |         |         |
| 25,161              | 5,986    | 3,574    | 3,044   | 12,577  |
| CRIME RATE          |          |          |         |         |
| 13.34               | 11.55    | 7.76     | 11.38   | 19.59   |
| MOTOR VEHICLE THEFT |          |          |         |         |
| 3,050               | 621      | 593      | 400     | 1,436   |
| CRIME RATE          |          |          |         |         |
| 1.62                | 1.20     | 1.29     | 1.50    | 2.24    |

# WEST VIRGINIA ARREST DATA 1988

## WEST VIRGINIA ARREST INFORMATION

The West Virginia Uniform Crime Reporting Program requires the monthly reporting of data concerning persons arrested in the state. A record of total arrest activity for criminal acts in both Part I and Part II crime classes is received from 303 county, state and municipal law enforcement agencies and is analyzed and arranged according to age, sex, and race of persons arrested. Traffic arrests, except Driving While Intoxicated, are not reported. A total of 59,203 arrests for Part I and Part II criminal offenses were reported during 1988. This was a decrease of 4,282 arrested over the 1987 figure of 63,485. Based on population estimates, there was a statewide arrest rate of 31.38 arrests per 1,000 persons in West Virginia. The arrest rate in 1987 was 33.01.

Since 1987 the number of persons arrested for Part I and Part II offenses has decreased 6.7 percent while the arrest rate has decreased 4.9 percent.

A person is counted on the monthly arrest report each time he or she is arrested or summoned. It should be kept in mind that the volume of arrests may vary from time to time due to the differences in local arrest procedures and policies. It should be noted that a person may be arrested several times during a given month for the same or different offenses. This occurs frequently for such crimes as drunkenness, disorderly conduct and similar offenses. A juvenile is counted as "arrested" when the circumstances are such that if he or she were an adult, an arrest would be counted or when police or other official action beyond a mere interview, warning or admonishment is given.

These arrest figures do not indicate the actual number of individual persons arrested or summoned since, as has been pointed out, one person may be arrested several times during the month. However, arrest information is useful in measuring the extent of law enforcement activity in a given geographical area as well as providing an index for measuring the involvement in criminal acts by the age, sex and race of the perpetrators.

Of all reported arrests for 1988, 16.3 percent were for Part I Offenses (Murder, Forcible Rape, Robbery, Felonious Assault, Breaking & Entering, Larceny/Theft and Motor Vehicle Theft). Analysis of Part I arrests indicates that Larceny, as in the past years comprised the highest percentage of all arrests of Part I crimes with 62.1 percent. The "Drunkenness" category comprised 19.4 percent of the total arrests for Part II Offenses. This represented an increase of 1.0 percent over 1987. There were 9,582 arrests for drunkenness in 1988 compared with 10,720 in 1987, down 10.6%.

Juveniles were involved in 10.2 percent of the arrests for 1988, compared to 9.4 in 1987. Female arrests were down 11.3 percent from 12,576 arrests in 1987 to 11,154 arrests in 1988.

Arrests by race show that 91.0 percent of the persons arrested were White while 8.9 were Black.

### VIOLENT CRIME

Arrests for crimes of violence (Murder, Rape, Robbery and Felonious Assault) on a statewide basis accounted for 14.1 percent of all arrests for Part I and 2.3 percent of the total arrests for all offenses. A further evaluation indicates that arrests for Felonious Assault were the most frequent, representing 62.3 percent of the total arrests for violent crimes, down from 65.7% during 1987.

### PROPERTY CRIME

Property crime arrests (Breaking and Entering, Larceny/Theft and Motor Vehicle Theft) comprised 85.8 percent of all arrests for Part I offenses and 14.0 percent of all arrests.

The highest percentage of property crime arrests, 72.4 percent, occurred in the Larceny/Theft category. Larceny/Theft arrests decreased 1.3 percent, from 6,094 in 1987 to 6,013 in 1988.

### NARCOTIC DRUG LAW ARRESTS

Information concerning arrests for narcotic drug arrests is collected and analyzed according to specific drug categories. During 1988, a total of 1,130 arrests were made for narcotic drug law violations, a decrease of 31.3 percent over 1987. Evaluation of data reported for 1988 discloses that 21.2 percent of all persons arrested for narcotic drug law violations were under 21 years of age. Moreover, 7.5 percent of those arrested were under 18 years of age. Analysis of individual drug

categories showed that the highest percentage of arrests, 52.3 percent, involved possession of marijuana. The lowest percentage of arrests occurred in the sale and manufacture of "other dangerous drugs", amounting to 0.3 percent. Further analysis shows that the arrests for sale/manufacturing of drugs accounted for 39.4 percent (445) and the arrests for possession of drugs represented 60.6 percent (685).

### **GAMBLING ARRESTS**

Arrests for gambling offenses during 1988 amounted to 0.1 percent of all reported arrests for Part I and Part II offenses. Of those arrested for gambling, 92.3 percent were males. The highest percentage of arrests for gambling offenses, 15.4 percent, occurred in the 45-49 and 65 and over age categories. A total of 39 gambling arrests were reported during 1988, a sharp decrease of 70.9 percent from the 1987 figure.

### **JUVENILE DISPOSITION DATA**

Each police department must provide information regarding the disposition of juveniles arrested by that department. The following summary is provided.

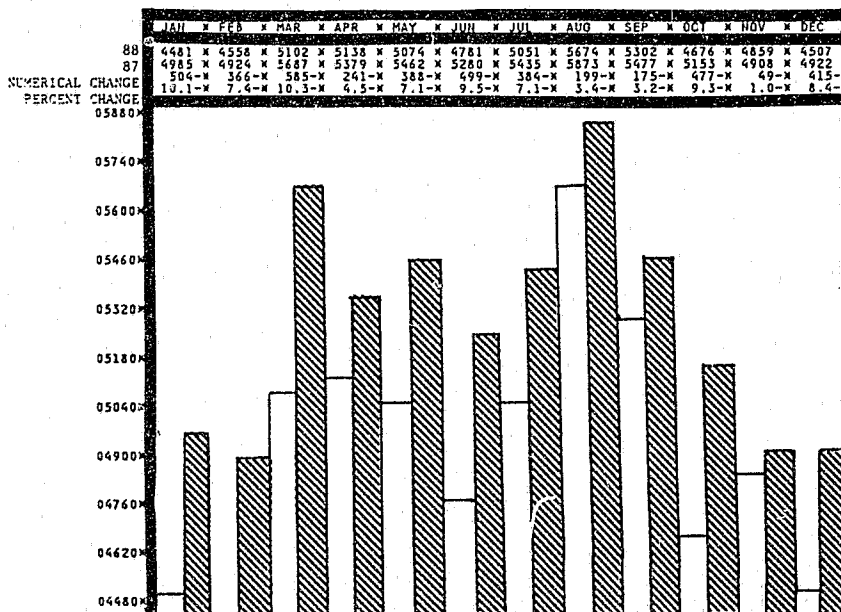
|  |              |
|--|--------------|
| Handled within Department and Released             | 2,264        |
| Referred to Juvenile Court or Probation Department | 3,579        |
| Referred to Welfare Agency                         | 41           |
| Referred to Other Police Agency                    | 47           |
| Referred to Criminal or Adult Court                | 88           |
| <b>TOTAL</b>                                       | <b>6,019</b> |

# ARRESTS

## FIVE YEAR TRENDS



## MONTHLY TRENDS



CRIME RATE  
 01.000  
 XXXXXXX  
 31.38  
 33.01  
 1.63  
 4.9

# TOTAL WEST VIRGINIA ARRESTS

January - December 1988, 1987

83

| ARREST CHARGE CLASSIFICATION              | 1988                   |                        |                           | 1987                   |                        |                           |
|---|------------------------|------------------------|---------------------------|------------------------|------------------------|---------------------------|
|   | NUMBER<br>OF<br>ARREST | PERCENT<br>OF<br>DIST. | CRIME<br>RATE PER<br>1000 | NUMBER<br>OF<br>ARREST | PERCENT<br>OF<br>DIST. | CRIME<br>RATE PER<br>1000 |
| MURDER                                    | 95                     | .16                    | .05                       | 81                     | .13                    | .04                       |
| MANSLAUGHTER                              | 10                     | .02                    |                           | 8                      | .01                    |                           |
| FORCIBLE RAPE                             | 169                    | .29                    | .08                       | 139                    | .22                    | .07                       |
| ROBBERY                                   | 252                    | .43                    | .13                       | 299                    | .47                    | .15                       |
| FELONIOUS ASSAULT                         | 853                    | 1.44                   | .45                       | 992                    | 1.56                   | .51                       |
| BREAKING AND ENTERING                     | 1,732                  | 2.93                   | .91                       | 2,011                  | 3.17                   | 1.04                      |
| LARCENY-THEFT                             | 6,013                  | 10.16                  | 3.18                      | 6,094                  | 9.60                   | 3.16                      |
| MOTOR VEHICLE THEFT                       | 562                    | .95                    | .29                       | 507                    | .80                    | .26                       |
|   | *                      | *                      | *                         | *                      | *                      | *                         |
| SUBTOTAL FOR PART I ARRESTS               | 9,686                  | 16.36                  | 5.13                      | 10,131                 | 15.96                  | 5.26                      |
|   | *                      | *                      | *                         | *                      | *                      | *                         |
| OTHER ASSAULTS                            | 6,194                  | 10.46                  | 3.28                      | 6,343                  | 9.99                   | 3.29                      |
| ARSON                                     | 128                    | .22                    | .06                       | 106                    | .17                    | .05                       |
| FORGERY AND COUNTERFEITING                | 458                    | .77                    | .24                       | 520                    | .82                    | .27                       |
| FRAUD                                     | 4,600                  | 7.77                   | 2.43                      | 6,431                  | 10.13                  | 3.34                      |
| EMBEZZLEMENT                              | 93                     | .16                    | .04                       | 88                     | .14                    | .04                       |
| STOLEN PROPERTY: BUYING, REC., POSSESSION | 465                    | .79                    | .24                       | 531                    | .84                    | .27                       |
| VANDALISM                                 | 1,677                  | 2.83                   | .88                       | 1,598                  | 2.52                   | .83                       |
| WEAPONS: CARRYING, POSSESSION, ETC.       | 2,284                  | 3.86                   | 1.21                      | 2,485                  | 3.91                   | 1.29                      |
| PROSTITUTION AND COMMERCIALIZED VICE      | 69                     | .12                    | .03                       | 135                    | .21                    | .07                       |
| SEX OFFENSES EXCEPT RAPE AND PROSTITUTION | 362                    | .61                    | .19                       | 337                    | .53                    | .17                       |
| NARCOTIC DRUG LAWS                        | 1,130                  | 1.91                   | .59                       | 1,646                  | 2.59                   | .85                       |
| GAMBLING                                  | 39                     | .07                    | .02                       | 134                    | .21                    | .06                       |
| OFFENSES AGAINST FAMILY AND CHILDREN      | 146                    | .25                    | .07                       | 198                    | .31                    | .10                       |
| DRIVING UNDER THE INFLUENCE               | 7,725                  | 13.05                  | 4.09                      | 7,558                  | 11.91                  | 3.93                      |
| LIQUOR LAWS                               | 776                    | 1.31                   | .41                       | 853                    | 1.34                   | .44                       |
| DRUNKENNESS                               | 9,582                  | 16.18                  | 5.07                      | 10,270                 | 16.18                  | 5.34                      |
| DISORDERLY CONDUCT                        | 1,680                  | 2.84                   | .89                       | 1,826                  | 2.88                   | .94                       |
| VAGRANCY                                  | 42                     | .07                    | .02                       | 49                     | .08                    | .02                       |
| ALL OTHER EXCEPT TRAFFIC                  | 10,939                 | 18.48                  | 5.79                      | 11,255                 | 17.73                  | 5.85                      |
| CURFEW AND LOITERING LAWS VIOLATIONS      | 310                    | .52                    | .16                       | 296                    | .47                    | .15                       |
| RUNAWAYS                                  | 818                    | 1.38                   | .43                       | 695                    | 1.09                   | .36                       |
|   | *                      | *                      | *                         | *                      | *                      | *                         |
| SUBTOTAL FOR PART II ARRESTS              | 49,517                 | 83.64                  | 26.24                     | 53,354                 | 84.04                  | 27.74                     |
|   | *                      | *                      | *                         | *                      | *                      | *                         |
| TOTAL FOR PART I AND PART II ARRESTS      | 59,203                 | 100.00                 | 31.37                     | 63,485                 | 100.00                 | 33.01                     |
|   | *                      | *                      | *                         | *                      | *                      | *                         |

# TOTAL ARRESTS BY RACE

January - December 1988, 1987

| ARREST CHARGE CLASSIFICATION*             | 1988   |        |         |        | 1987   |        |         |        |
|---|--------|--------|---------|--------|--------|--------|---------|--------|
|   | WHITE* | BLACK* | AMER-*  | ASIAN* | WHITE* | BLACK* | AMER-*  | ASIAN* |
|   | *IND-* | *PAC-* | *ALASK* | *ISL   | *IND-* | *PAC-* | *ALASK* | *ISL   |
| MURDER                                    | 83*    | 12*    | *       | *      | 74*    | 7*     | *       | *      |
| MANSLAUGHTER                              | 10*    | *      | *       | *      | 7*     | 1*     | *       | *      |
| FORCIBLE RAPE                             | 136*   | 33*    | *       | *      | 119*   | 20*    | *       | *      |
| ROBBERY                                   | 183*   | 68*    | 1*      | *      | 230*   | 69*    | *       | *      |
| FELONIOUS ASSAULT                         | 713*   | 140*   | *       | *      | 848*   | 144*   | *       | *      |
| BREAKING AND ENTERING                     | 1594*  | 138*   | *       | *      | 1868*  | 143*   | *       | *      |
| LARCENY-THEFT                             | 5247*  | 759*   | 3*      | 4      | 5331*  | 758*   | *       | 5      |
| MOTOR VEHICLE THEFT                       | 506*   | 56*    | *       | *      | 478*   | 29*    | *       | *      |
|   | *      | *      | *       | *      | *      | *      | *       | *      |
| SUBTOTAL FOR PART I ARRESTS               | 8472*  | 1206*  | 4*      | 4      | 8955*  | 1171*  | *       | 5      |
|   | *      | *      | *       | *      | *      | *      | *       | *      |
| OTHER ASSAULTS                            | 5512*  | 677*   | 4*      | 1      | 5564*  | 779*   | *       | *      |
| ARSON                                     | 125*   | 3*     | *       | *      | 98*    | 8*     | *       | *      |
| FORGERY AND COUNTERFEITING                | 401*   | 55*    | *       | 2      | 464*   | 54*    | *       | 2      |
| FRAUD                                     | 4003*  | 594*   | *       | 3      | 5550*  | 879*   | 2*      | *      |
| EMBEZZLEMENT                              | 89*    | 4*     | *       | *      | 85*    | 3*     | *       | *      |
| STOLEN PROPERTY: BUYING, REC., POSSESSION | 403*   | 62*    | *       | *      | 489*   | 42*    | *       | *      |
| VANDALISM                                 | 1514*  | 161*   | 1*      | 1      | 1446*  | 152*   | *       | *      |
| WEAPONS: CARRYING, POSSESSION, ETC.       | 2132*  | 152*   | *       | *      | 2322*  | 163*   | *       | *      |
| PROSTITUTION AND COMMERCIALIZED VICE      | 53*    | 16*    | *       | *      | 108*   | 27*    | *       | *      |
| SEX OFFENSES EXCEPT RAPE AND PROSTITUTION | 325*   | 37*    | *       | *      | 309*   | 28*    | *       | *      |
| NARCOTIC DRUG LAWS                        | 940*   | 189*   | *       | 1      | 1365*  | 281*   | *       | *      |
| GAMBLING                                  | 39*    | *      | *       | *      | 132*   | 2*     | *       | *      |
| OFFENSES AGAINST FAMILY AND CHILDREN      | 139*   | 7*     | *       | *      | 191*   | 7*     | *       | *      |
| DRIVING UNDER THE INFLUENCE               | 7516*  | 205*   | 4*      | *      | 7343*  | 215*   | *       | *      |
| LIQUOR LAWS                               | 709*   | 67*    | *       | *      | 788*   | 65*    | *       | *      |
| DRUNKENNESS                               | 9022*  | 558*   | 1*      | 1      | 9674*  | 594*   | 1*      | 1      |
| DISORDERLY CONDUCT                        | 1461*  | 218*   | *       | 1      | 1606*  | 219*   | 1*      | *      |
| VAGRANCY                                  | 42*    | *      | *       | *      | 49*    | *      | *       | *      |
| ALL OTHER EXCEPT TRAFFIC                  | 9904*  | 1032*  | 2*      | 1      | 10213* | 1041*  | *       | 1      |
| CURFEW AND LOITERING LAWS VIOLATIONS      | 295*   | 15*    | *       | *      | 276*   | 20*    | *       | *      |
| RUNAWAYS                                  | 798*   | 20*    | *       | *      | 657*   | 36*    | 2*      | *      |
|   | *      | *      | *       | *      | *      | *      | *       | *      |
| SUBTOTAL FOR PART II ARRESTS              | 45422* | 4072*  | 12*     | 11     | 48729* | 4615*  | 6*      | 4      |
|   | *      | *      | *       | *      | *      | *      | *       | *      |
| TOTAL FOR PART I AND PART II ARRESTS      | 53894* | 5278*  | 16*     | 15     | 57684* | 5786*  | 6*      | 9      |
|   | *      | *      | *       | *      | *      | *      | *       | *      |



# TOTAL ARRESTS BY SEX

January - December 1988, 1987

| ARREST CHARGE CLASSIFICATION              | 1988               |                     |                      |                       | 1987               |                     |                      |                       |
|---|--------------------|---------------------|----------------------|-----------------------|--------------------|---------------------|----------------------|-----------------------|
|   | MALE *<br>ARRESTS* | PERCENT *<br>MALE * | FEMALE *<br>ARRESTS* | PERCENT *<br>FEMALE * | MALE *<br>ARRESTS* | PERCENT *<br>MALE * | FEMALE *<br>ARRESTS* | PERCENT *<br>FEMALE * |
|   | *                  | *                   | *                    | *                     | *                  | *                   | *                    | *                     |
| MURDER                                    | 81 *               | 85.26 *             | 14 *                 | 14.74 *               | 66 *               | 81.48 *             | 15 *                 | 18.52 *               |
| MANSLAUGHTER                              | 9 *                | 90.00 *             | 1 *                  | 10.00 *               | 8 *                | 100.00 *            | *                    | *                     |
| FORCIBLE RAPE                             | 168 *              | 99.41 *             | 1 *                  | 0.59 *                | 139 *              | 100.00 *            | *                    | *                     |
| ROBBERY                                   | 233 *              | 92.46 *             | 19 *                 | 7.54 *                | 264 *              | 88.29 *             | 35 *                 | 11.71 *               |
| FELONIOUS ASSAULT                         | 764 *              | 89.57 *             | 89 *                 | 10.43 *               | 883 *              | 89.01 *             | 109 *                | 10.99 *               |
| BREAKING AND ENTERING                     | 1,653 *            | 95.44 *             | 79 *                 | 4.56 *                | 1,922 *            | 95.57 *             | 89 *                 | 4.43 *                |
| LARCENY-THEFT                             | 4,121 *            | 68.53 *             | 1,892 *              | 31.47 *               | 4,052 *            | 66.49 *             | 2,042 *              | 33.51 *               |
| MOTOR VEHICLE THEFT                       | 491 *              | 87.37 *             | 71 *                 | 12.63 *               | 458 *              | 90.34 *             | 49 *                 | 9.66 *                |
|   | *                  | *                   | *                    | *                     | *                  | *                   | *                    | *                     |
| SUBTOTAL FOR PART I ARRESTS               | 7,520 *            | 77.64 *             | 2,166 *              | 22.36 *               | 7,792 *            | 76.91 *             | 2,339 *              | 23.09 *               |
|   | *                  | *                   | *                    | *                     | *                  | *                   | *                    | *                     |
| OTHER ASSAULTS                            | 5,132 *            | 82.85 *             | 1,062 *              | 17.15 *               | 5,259 *            | 82.91 *             | 1,084 *              | 17.09 *               |
| ARSON                                     | 112 *              | 87.50 *             | 16 *                 | 12.50 *               | 95 *               | 89.62 *             | 11 *                 | 10.38 *               |
| FORGERY AND COUNTERFEITING                | 295 *              | 64.41 *             | 163 *                | 35.59 *               | 375 *              | 72.12 *             | 145 *                | 27.88 *               |
| FRAUD                                     | 2,202 *            | 47.87 *             | 2,398 *              | 52.13 *               | 3,083 *            | 47.94 *             | 3,348 *              | 52.06 *               |
| EMBEZZLEMENT                              | 59 *               | 63.44 *             | 34 *                 | 36.56 *               | 46 *               | 52.27 *             | 42 *                 | 47.73 *               |
| STOLEN PROPERTY: BUYING, REC., POSSESSION | 421 *              | 90.54 *             | 44 *                 | 9.46 *                | 459 *              | 86.44 *             | 72 *                 | 13.56 *               |
| VANDALISM                                 | 1,504 *            | 89.68 *             | 173 *                | 10.32 *               | 1,392 *            | 87.11 *             | 206 *                | 12.89 *               |
| WEAPONS: CARRYING, POSSESSION, ETC.       | 2,153 *            | 94.26 *             | 131 *                | 5.74 *                | 2,343 *            | 94.29 *             | 142 *                | 5.71 *                |
| PROSTITUTION AND COMMERCIALIZED VICE      | 10 *               | 14.49 *             | 59 *                 | 85.51 *               | 55 *               | 40.74 *             | 80 *                 | 59.26 *               |
| SEX OFFENSES EXCEPT RAPE AND PROSTITUTION | 349 *              | 96.41 *             | 13 *                 | 3.59 *                | 327 *              | 97.03 *             | 10 *                 | 2.97 *                |
| NARCOTIC DRUG LAWS                        | 984 *              | 87.08 *             | 146 *                | 12.92 *               | 1,384 *            | 84.08 *             | 262 *                | 15.92 *               |
| GAMBLING                                  | 36 *               | 92.31 *             | 3 *                  | 7.69 *                | 111 *              | 82.84 *             | 23 *                 | 17.16 *               |
| OFFENSES AGAINST FAMILY AND CHILDREN      | 105 *              | 71.92 *             | 41 *                 | 28.08 *               | 158 *              | 79.80 *             | 40 *                 | 20.20 *               |
| DRIVING UNDER THE INFLUENCE               | 7,055 *            | 91.33 *             | 670 *                | 8.67 *                | 6,845 *            | 90.57 *             | 713 *                | 9.43 *                |
| LIQUOR LAWS                               | 615 *              | 79.25 *             | 161 *                | 20.75 *               | 680 *              | 79.72 *             | 173 *                | 20.28 *               |
| DRUNKENNESS                               | 8,739 *            | 91.20 *             | 843 *                | 8.80 *                | 9,523 *            | 92.73 *             | 747 *                | 7.27 *                |
| DISORDERLY CONDUCT                        | 1,398 *            | 83.21 *             | 282 *                | 16.79 *               | 1,519 *            | 83.19 *             | 307 *                | 16.81 *               |
| VAGRANCY                                  | 30 *               | 71.43 *             | 12 *                 | 28.57 *               | 32 *               | 65.31 *             | 17 *                 | 34.69 *               |
| ALL OTHER EXCEPT TRAFFIC                  | 8,721 *            | 79.72 *             | 2,218 *              | 20.28 *               | 8,906 *            | 79.13 *             | 2,349 *              | 20.87 *               |
| CURFEW AND LOITERING LAWS VIOLATIONS      | 238 *              | 76.77 *             | 72 *                 | 23.23 *               | 242 *              | 81.76 *             | 54 *                 | 18.24 *               |
| RUNAWAYS                                  | 371 *              | 45.35 *             | 447 *                | 54.65 *               | 283 *              | 40.72 *             | 412 *                | 59.28 *               |
|   | *                  | *                   | *                    | *                     | *                  | *                   | *                    | *                     |
| SUBTOTAL FOR PART II ARRESTS              | 40,529 *           | 81.85 *             | 8,988 *              | 18.15 *               | 43,117 *           | 80.81 *             | 10,237 *             | 19.19 *               |
|   | *                  | *                   | *                    | *                     | *                  | *                   | *                    | *                     |
| TOTAL FOR PART I AND PART II ARRESTS      | 48,049 *           | 81.16 *             | 11,154 *             | 18.84 *               | 50,909 *           | 80.19 *             | 12,576 *             | 19.81 *               |
|   | *                  | *                   | *                    | *                     | *                  | *                   | *                    | *                     |

# ARRESTS BY AGE

## Persons Under 18 Years of Age

### January - December 1988, 1987

| ARREST CHARGE CLASSIFICATION                 | KUNDER |     |      |      |      |      |      | TOTAL | TOTAL | PERCENT |
|--|--------|-----|------|------|------|------|------|-------|-------|---------|
|  | 10     | 12  | 13   | 14   | 15   | 16   | 17   |       |       |         |
| MURDER                                       |        |     |      |      | 2    |      | 3    | 5     | 5     | .00     |
| MANSLAUGHTER                                 |        |     |      |      |      |      |      | 2     | 2     | .00     |
| FORCIBLE RAPE                                |        |     | 1    |      | 4    | 3    | 10   | 18    | 12    | 50.00   |
| ROBBERY                                      |        |     |      | 4    | 6    | 10   | 18   | 38    | 34    | 11.76   |
| FELONIOUS ASSAULT                            |        | 1   | 3    | 4    | 6    | 13   | 14   | 41    | 49    | 16.33   |
| BREAKING AND ENTERING                        | 19     | 34  | 111  | 102  | 118  | 149  | 533  | 661   | 19.36 |         |
| LARCENY THEFT                                | 26     | 140 | 356  | 286  | 310  | 295  | 1413 | 1448  | 2.42  |         |
| AUTO THEFT                                   |        |     | 8    | 47   | 51   | 52   | 79   | 237   | 217   | 9.22    |
| *** SUBTOTAL FOR PART I ARRESTS ***          | 46     | 185 | 523  | 457  | 506  | 570  | 2287 | 2428  | 5.81  |         |
| OTHER ASSAULTS                               | 9      | 22  | 47   | 42   | 54   | 76   | 250  | 269   | 7.06  |         |
| ARSON  | 3      | 8   | 10   | 3    |      | 14   | 38   | 32    | 18.75 |         |
| FORGERY AND COUNTERFEITING                   |        |     |      | 4    | 4    | 9    | 18   | 35    | 24    | 45.83   |
| FRAUD  |        |     | 1    |      | 2    | 5    | 6    | 14    | 18    | 22.22   |
| EMBEZZLEMENT                                 |        |     |      |      |      |      |      |       | 3     |         |
| STOLEN PROPERTY: BUYING, RECEIVING, POSSESS. |        |     | 3    | 9    | 14   | 15   | 25   | 66    | 58    | 13.79   |
| VANDALISM                                    | 22     | 47  | 80   | 43   | 40   | 63   | 295  | 272   | 8.46  |         |
| WEAPONS: CARRYING, POSSESSION, ETC.          | 1      | 4   | 20   | 15   | 29   | 50   | 119  | 146   | 18.49 |         |
| PROSTITUTION AND COMMERCIALIZED VICE         |        |     |      |      |      | 2    |      | 2     | 1     | 100.00  |
| SEX OFFENSES (EXCEPT F/RAPE, PROSTITUTION)   |        |     | 1    | 10   | 4    | 10   | 9    | 34    | 16    | 112.50  |
| DRUG ABUSE VIOLATIONS                        |        |     | 1    | 13   | 14   | 23   | 34   | 85    | 85    | 2.41    |
| GAMBLING                                     |        |     |      |      |      |      |      |       | 3     |         |
| OFFENSES AGAINST FAMILY AND CHILDREN         |        |     |      |      |      |      |      |       |       |         |
| DRIVING UNDER THE INFLUENCE                  | 1      |     |      |      | 5    | 30   | 67   | 103   | 91    | 13.19   |
| LIQUOR LAWS                                  | 1      | 2   | 5    | 18   | 17   | 50   | 93   | 66    | 40.91 |         |
| DRUNKENNESS                                  |        |     | 3    | 34   | 79   | 130  | 203  | 449   | 430   | 4.42    |
| DISORDERLY                                   |        |     | 6    | 30   | 29   | 44   | 64   | 173   | 185   | 6.49    |
| VAGRANCY                                     |        |     |      |      |      | 2    | 5    | 7     | 20    | 65.00   |
| ALL OTHER (EXCEPT TRAFFIC)                   | 15     | 45  | 188  | 181  | 175  | 236  | 840  | 811   | 3.58  |         |
| CURFEW AND LOITERING LAW VIOLATIONS          | 1      | 8   | 78   | 89   | 63   | 71   | 310  | 296   | 4.73  |         |
| RUNAWAYS                                     | 7      | 30  | 249  | 235  | 171  | 126  | 818  | 695   | 17.70 |         |
| *** SUBTOTAL FOR PART II ARRESTS ***         | 60     | 180 | 778  | 777  | 820  | 1117 | 3732 | 3520  | 6.02  |         |
| *** TOTAL PART I, II ARRESTS ***             | 106    | 365 | 1301 | 1234 | 1326 | 1687 | 6019 | 5948  | 1.19  |         |

# NARCOTIC DRUG LAW ARRESTS

## Persons Under 18 Years of Age

### January - December 1988, 1987

| ARREST CHARGE CLASSIFICATION            | KUNDER |    |    |    |    |    |    | TOTAL | TOTAL | PERCENT |
|---|--------|----|----|----|----|----|----|-------|-------|---------|
|   | 10     | 12 | 13 | 14 | 15 | 16 | 17 |       |       |         |
| OPPIUM, COCAINE AND THEIR DERIVATIVES   |        |    |    |    |    |    | 1  | 1     |       |         |
| MARIJUANA                               |        |    |    | 1  | 1  | 2  | 4  | 8     | 15    | 46.67   |
| SYNTHETIC NARCOTICS-MANUFACTURED        |        |    |    |    |    |    |    | 1     | 2     | 50.00   |
| OTHER DANGEROUS HIGH-NARCOTIC DRUGS     |        |    |    |    |    |    |    |       | 2     |         |
| *** SALE AND MANUFACTURING SUBTOTAL *** |        |    |    | 1  | 1  | 2  | 6  | 10    | 19    | 47.37   |
| OPPIUM, COCAINE AND THEIR DERIVATIVES   |        |    |    |    |    |    | 1  | 1     | 2     | 100.00  |
| MARIJUANA                               |        |    | 1  | 10 | 11 | 20 | 26 | 68    | 51    | 33.33   |
| SYNTHETIC NARCOTICS-MANUFACTURED        |        |    |    |    |    |    |    | 1     | 1     | 50.00   |
| OTHER DANGEROUS NON-NARCOTIC DRUGS      |        |    |    | 2  | 2  |    |    | 4     | 10    | 60.00   |
| *** DRUG POSSESSION SUBTOTAL ***        |        |    | 1  | 12 | 13 | 21 | 28 | 75    | 64    | 17.19   |
| **** DRUG ABUSE VIOLATIONS TOTAL ****   |        |    | 1  | 13 | 14 | 23 | 34 | 85    | 83    | 2.41    |

# ARRESTS BY AGE

## Persons Over 18 Years of Age

### January - December 1988, 1987

| 18    | 19    | 20    | 21    | 22    | 23    | 24    | 25     | 30    | 35    | 40    | 45    | 50    | 55    | 60   | 65   | TOTAL  | TOTAL  | PERCENT |        |
|-------|-------|-------|-------|-------|-------|-------|--------|-------|-------|-------|-------|-------|-------|------|------|--------|--------|---------|--------|
|       |       |       |       |       |       |       |        |       |       |       |       |       |       |      |      | OVER   | ADULT  | ADULT   | CHANGE |
|       |       |       |       |       |       |       |        |       |       |       |       |       |       |      |      | 1988   | 1987   |         |        |
| 6*    | 8*    | 2*    | 1*    | 4*    | 1*    | 3*    | 17*    | 12*   | 11*   | 7*    | 7*    | 4*    | 2*    | 5*   | 90*  | 76*    | 18.42+ |         |        |
| 3*    | 13*   | 5*    | 3*    | 2*    | 5*    | 6*    | 43*    | 23*   | 21*   | 11*   | 6*    | 2*    | 2*    | 4*   | 2*   | 151*   | 127*   | 18.90+  |        |
| 15*   | 12*   | 10*   | 11*   | 18*   | 7*    | 12*   | 61*    | 31*   | 19*   | 9*    | 8*    | 1*    | 1*    | 1*   | 1*   | 214*   | 265*   | 19.25-  |        |
| 41*   | 32*   | 36*   | 39*   | 38*   | 43*   | 33*   | 173*   | 132*  | 90*   | 65*   | 30*   | 21*   | 22*   | 7*   | 10*  | 812*   | 943*   | 13.89-  |        |
| 133*  | 139*  | 117*  | 86*   | 76*   | 64*   | 71*   | 240*   | 120*  | 53*   | 25*   | 10*   | 10*   | 3*    | 2*   | 1*   | 1199*  | 1350*  | 11.19-  |        |
| 45*   | 320*  | 297*  | 231*  | 224*  | 199*  | 219*  | 890*   | 563*  | 395*  | 259*  | 174*  | 118*  | 97*   | 73*  | 105* | 4600*  | 4646*  | .99-    |        |
| 42*   | 33*   | 36*   | 27*   | 12*   | 18*   | 14*   | 44*    | 41*   | 27*   | 10*   | 7*    | 4*    | 2*    | 1*   | 1*   | 325*   | 290*   | 12.07+  |        |
| 732*  | 557*  | 503*  | 400*  | 374*  | 337*  | 358*  | 1471*  | 923*  | 617*  | 386*  | 243*  | 160*  | 128*  | 87*  | 123* | 7399*  | 7703*  | 3.95-   |        |
| 251*  | 263*  | 260*  | 283*  | 295*  | 288*  | 330*  | 1194*  | 1047* | 672*  | 416*  | 251*  | 160*  | 109*  | 61*  | 64*  | 5944*  | 6074*  | 2.14-   |        |
| 4*    | 4*    | 6*    | 5*    | 8*    | 4*    | 14*   | 17*    | 6*    | 6*    | 2*    | 4*    | 1*    | 2*    | 1*   | 1*   | 90*    | 74*    | 21.62+  |        |
| 18*   | 17*   | 26*   | 27*   | 29*   | 22*   | 24*   | 92*    | 83*   | 42*   | 21*   | 12*   | 6*    | 2*    | 2*   | 1*   | 423*   | 496*   | 14.72-  |        |
| 44*   | 99*   | 135*  | 157*  | 166*  | 165*  | 218*  | 947*   | 947*  | 734*  | 460*  | 213*  | 153*  | 59*   | 39*  | 70*  | 4586*  | 6413*  | 28.49-  |        |
| 3*    | 1*    | 4*    | 2*    | 2*    | 4*    | 2*    | 16*    | 18*   | 9*    | 9*    | 4*    | 4*    | 1*    | 1*   | 1*   | 93*    | 85*    | 9.41+   |        |
| 38*   | 24*   | 27*   | 28*   | 18*   | 16*   | 22*   | 85*    | 49*   | 41*   | 24*   | 13*   | 2*    | 4*    | 5*   | 3*   | 399*   | 473*   | 15.64-  |        |
| 99*   | 107*  | 77*   | 79*   | 60*   | 100*  | 117*  | 252*   | 232*  | 111*  | 57*   | 36*   | 21*   | 16*   | 14*  | 4*   | 1382*  | 1326*  | 4.22+   |        |
| 83*   | 78*   | 84*   | 65*   | 89*   | 87*   | 88*   | 425*   | 316*  | 237*  | 206*  | 148*  | 93*   | 83*   | 36*  | 47*  | 2165*  | 2339*  | 7.44-   |        |
| 5*    | 2*    | 3*    | 10*   | 3*    | 8*    | 8*    | 15*    | 7*    | 1*    | 1*    | 1*    | 3*    | 3*    | 1*   | 1*   | 67*    | 134*   | 50.00-  |        |
| 12*   | 9*    | 4*    | 15*   | 18*   | 11*   | 15*   | 60*    | 64*   | 50*   | 25*   | 13*   | 8*    | 6*    | 10*  | 8*   | 328*   | 321*   | 2.18+   |        |
| 54*   | 57*   | 43*   | 55*   | 46*   | 54*   | 75*   | 270*   | 199*  | 108*  | 50*   | 25*   | 5*    | 2*    | 2*   | 2*   | 1045*  | 1563*  | 33.14-  |        |
| 9*    | 8*    | 9*    | 8*    | 7*    | 6*    | 10*   | 30*    | 14*   | 22*   | 6*    | 7*    | 4*    | 3*    | 1*   | 1*   | 145*   | 197*   | 26.40-  |        |
| 165*  | 259*  | 224*  | 306*  | 249*  | 325*  | 285*  | 1576*  | 1359* | 969*  | 674*  | 483*  | 292*  | 189*  | 168* | 119* | 7622*  | 7467*  | 2.08+   |        |
| 59*   | 46*   | 48*   | 59*   | 50*   | 35*   | 22*   | 102*   | 95*   | 47*   | 34*   | 26*   | 24*   | 15*   | 17*  | 4*   | 683*   | 787*   | 13.21-  |        |
| 320*  | 301*  | 288*  | 332*  | 312*  | 341*  | 384*  | 1741*  | 1457* | 1071* | 790*  | 513*  | 497*  | 333*  | 237* | 216* | 9133*  | 9840*  | 7.18-   |        |
| 94*   | 80*   | 95*   | 118*  | 104*  | 84*   | 92*   | 322*   | 223*  | 105*  | 53*   | 56*   | 29*   | 21*   | 18*  | 13*  | 1507*  | 1641*  | 8.17-   |        |
| 2*    | 4*    | 2*    | 1*    | 1*    | 4*    | 5*    | 1*     | 5*    | 2*    | 1*    | 3*    | 4*    | 3*    | 4*   | 3*   | 35*    | 29*    | 20.69+  |        |
| 518*  | 524*  | 489*  | 503*  | 507*  | 494*  | 610*  | 1899*  | 1615* | 1094* | 718*  | 430*  | 283*  | 174*  | 126* | 115* | 10099* | 10444* | 3.30-   |        |
| 1778* | 1863* | 1824* | 2033* | 1961* | 2050* | 2310* | 9047*  | 7745* | 5337* | 3555* | 2245* | 1591* | 1026* | 747* | 673* | 45785* | 49834* | 8.12-   |        |
| 2510* | 2420* | 2327* | 2433* | 2335* | 2387* | 2668* | 10518* | 8668* | 5954* | 3941* | 2488* | 1751* | 1154* | 834* | 796* | 53184* | 57537* | 7.57-   |        |

# NARCOTIC DRUG LAW ARRESTS

## Persons Over 18 Years of Age

### January - December 1988, 1987

| 18  | 19  | 20  | 21  | 22  | 23  | 24  | 25   | 30   | 35   | 40  | 45  | 50 | 55 | 60 | 65    | TOTAL | TOTAL  | PERCENT |        |
|-----|-----|-----|-----|-----|-----|-----|------|------|------|-----|-----|----|----|----|-------|-------|--------|---------|--------|
|     |     |     |     |     |     |     |      |      |      |     |     |    |    |    |       | OVER  | ADULT  | ADULT   | CHANGE |
|     |     |     |     |     |     |     |      |      |      |     |     |    |    |    |       | 1988  | 1987   |         |        |
| 2*  | 15* | 3*  | 6*  | 9*  | 8*  | 13* | 34*  | 45*  | 23*  | 5*  | 13* | 1* | 1* | 1* | 1*    | 178*  | 156*   | 14.10+  |        |
| 15* | 7*  | 10* | 17* | 1*  | 7*  | 19* | 65*  | 38*  | 32*  | 20* | 3*  | 1* | 1* | 1* | 2*    | 237*  | 560*   | 57.68-  |        |
| 1*  | 1*  | 1*  | 1*  | 1*  | 1*  | 1*  | 1*   | 1*   | 1*   | 1*  | 1*  | 1* | 1* | 1* | 1*    | 17*   | 38*    | 55.26-  |        |
| 1*  | 1*  | 1*  | 1*  | 1*  | 1*  | 1*  | 1*   | 1*   | 1*   | 1*  | 1*  | 1* | 1* | 1* | 1*    | 3*    | 42*    | 92.86-  |        |
| 17* | 23* | 14* | 25* | 12* | 19* | 34* | 103* | 84*  | 57*  | 26* | 16* | 2* | 1* | 2* | 435*  | 796*  | 45.35- |         |        |
| 1*  | 4*  | 2*  | 1*  | 2*  | 6*  | 16* | 10*  | 11*  | 3*   | 1*  | 1*  | 1* | 1* | 1* | 1*    | 57*   | 50*    | 14.00+  |        |
| 36* | 30* | 26* | 28* | 34* | 32* | 32* | 140* | 103* | 35*  | 17* | 6*  | 3* | 1* | 1* | 1*    | 523*  | 665*   | 21.35-  |        |
| 1*  | 1*  | 1*  | 1*  | 1*  | 1*  | 2*  | 4*   | 1*   | 4*   | 1*  | 1*  | 1* | 1* | 1* | 1*    | 15*   | 30*    | 50.00-  |        |
| 1*  | 1*  | 1*  | 1*  | 1*  | 1*  | 1*  | 7*   | 1*   | 1*   | 1*  | 1*  | 1* | 1* | 1* | 1*    | 15*   | 22*    | 31.82-  |        |
| 37* | 34* | 29* | 30* | 34* | 35* | 41* | 167* | 115* | 51*  | 24* | 9*  | 3* | 1* | 1* | 610*  | 767*  | 20.47- |         |        |
| 54* | 57* | 43* | 55* | 46* | 54* | 75* | 270* | 199* | 108* | 50* | 25* | 5* | 2* | 2* | 1045* | 1563* | 33.14- |         |        |

# LAW ENFORCEMENT EMPLOYEE DATA

## 1988

The Uniform Crime Reporting Program in West Virginia incorporates the collection of pertinent data relating to law enforcement entities of the state. Information regarding West Virginia law enforcement manpower, distribution, assaults against law enforcement officers, and the number of and circumstances surrounding the killing of law enforcement officers are discussed in this section.

This information is submitted monthly by municipal, county and state law enforcement agencies and is published on a semi-annual basis. Specific information concerning the number of law enforcement employees reflects the status as of October 31, 1988, and is limited to municipal, county and state law enforcement agencies currently reporting to the West Virginia UCR Program.

The determination of police manpower for any given area or municipality should be a subject of serious consideration. Such consideration, however, should be based on the numerous factors which create the need for police services. Some of these factors, discussed elsewhere in this publication relate to size, density of population, geographic location, character and proximity to metropolitan areas. The information in this section relates to reported law enforcement strength and should not be interpreted as recommended strength for any given entity. Such determinations should be made after objectively evaluating the need for police services based on the above factors.

The personnel of each law enforcement agency differ as to the demands and responsibilities placed before them. Many police officers are fully occupied with clerical tasks and are not free to perform active police duties.

### SWORN OFFICERS

In 1988 West Virginia had 2,585 sworn law enforcement personnel, compared to the 1987 figure of 2,625. This is a decrease of 40 officers or 1.5 percent in the number of officers in the state. Rates based solely on sworn law enforcement personnel show that the state average was 1.4 officers per 1,000 inhabitants. Males comprised 96.4 percent of all sworn personnel, white females comprised 3.6 percent.

#### STATE POLICE

The West Virginia State Police reported a total of 492 officers. This is a decrease of 6.8 percent over last year's figure of 528 officers. The State Police had a rate of 0.4 sworn officers per 1,000 inhabitants (rural population only).

#### MUNICIPAL

Municipal Police Departments reported 1,364 sworn officers. An increase of 0.2 percent over the 1987 figure of 1,361 sworn municipal officers. This is a rate of 2.0 sworn officers for each 1,000 inhabitants (municipal population only).

#### SHERIFF

County Sheriff's Departments reported a total of 634 sworn officers: an increase of 1.0 percent over the 1987 figure of 628. Based on sworn personnel, this is a rate of 0.5 officers per 1,000 inhabitants (rural population only).

#### D.N.R.

The Department of Natural Resources reported 95 sworn officers; a decrease of 12.0 percent over the 1987 figure of 108 officers. These figures reflect a rate of 0.08 sworn officers for each 1,000 inhabitants (rural population only).

## LAW ENFORCEMENT EMPLOYEE DATA 1987

| OFFICERS                |             |             |            |           |             |             |             |
|-------------------------|-------------|-------------|------------|-----------|-------------|-------------|-------------|
| AGENCY                  | MALE        |             | FEMALE     |           | TOTAL       |             | =/-         |
|                         | 1987        | 1988        | 1987       | 1988      | 1987        | 1988        |             |
| SHERIFF                 | 586         | 595         | 42         | 39        | 628         | 634         | +1.0        |
| MUNICIPAL               | 1310        | 1321        | 51         | 43        | 1361        | 1364        | +0.2        |
| DNR                     | 105         | 93          | 3          | 2         | 108         | 95          | -12.0       |
| STATE POLICE            | 519         | 484         | 9          | 8         | 528         | 492         | -6.8        |
| <b>TOTAL (OFFICERS)</b> | <b>2520</b> | <b>2493</b> | <b>105</b> | <b>92</b> | <b>2625</b> | <b>2585</b> | <b>-1.5</b> |

### CIVILIAN EMPLOYEES

There were 1,137 civilian law enforcement employees, employed in the state during 1988. This is a decrease of 2.8 percent over the 1987 total of 1,170. Females comprised 50.6 percent (575), while males made up the remaining 49.4 percent (562).

#### STATE POLICE

The West Virginia State Police reported a total of 308 civilian employees. This is a decrease of 0.3 percent of the 1987 total of 309.

#### MUNICIPAL

Municipal Police Department reported 266 employees. A decrease of 6.7 percent is seen over last year's total of 285 civilians.

#### SHERIFF

County Sheriffs Departments reported 553 civilian employees in law enforcement. A decrease of 2.5 percent is seen over the 1987 figure of 567.

#### D.N.R.

The Department of Natural Resources reported an increase of 11.1 percent in law enforcement civilian employees for 1988. There were 10 law enforcement civilian employees in 1988, compared to 9 law enforcement civilians in 1987.

| CIVILIANS                                     |             |             |            |            |             |             |              |
|---|-------------|-------------|------------|------------|-------------|-------------|--------------|
| AGENCY  | MALE        |             | FEMALE     |            | TOTAL       |             | =/-          |
|   | 1987        | 1988        | 1987       | 1988       | 1987        | 1988        |              |
| SHERIFF                                       | 371         | 362         | 196        | 191        | 567         | 553         | -2.5         |
| MUNICIPAL                                     | 117         | 103         | 168        | 163        | 285         | 266         | -6.7         |
| DNR   | 0           | 0           | 9          | 10         | 9           | 10          | -11.1        |
| STATE POLICE                                  | 100         | 97          | 209        | 211        | 309         | 308         | -0.3         |
| <b>TOTAL CIVILIANS</b>                        | <b>588</b>  | <b>562</b>  | <b>582</b> | <b>575</b> | <b>1170</b> | <b>1137</b> | <b>-2.8</b>  |
| <b>GRAND TOTAL (OFFICERS &amp; CIVILIANS)</b> | <b>3108</b> | <b>3055</b> | <b>687</b> | <b>667</b> | <b>3795</b> | <b>3722</b> | <b>-1.9%</b> |

# LAW ENFORCEMENT OFFICERS KILLED AND ASSAULTED 1988

The killing of a police officer has an effect on society which reaches far beyond the overt act. Such occurrences constitute an immediate threat to the well being of the community and a serious breach of the internal security of the country. Today, a young person who considers a career in law enforcement must also consider the very strong possibility of being killed or assaulted by a member of the very same society he or she is sworn to protect. This deplorable situation should be a subject of serious public concern, for in truth, an attack on a police officer is an attack on society. The violence directed against law enforcement officers acting in the line of duty is clearly demonstrated by the following summary information:

A total of 144 Assaults on Law Enforcement Officers were reported in 1988, of which 46, or 31.9 percent, resulted in personal injury to the officer.

For every 1000 arrests, there were 2.4 Assaults, and for each 100 sworn officers there were 5.6 Assaults.

Personal weapons (hands, fists, feet, etc.) were used in 131 of the Assaults.

A total of 142 of the Assaults were cleared, a clearance rate of 98.6 percent.

## POLICE OFFICERS ASSAULTED SUMMARY INFORMATION January - December 1988, 1987

|                     | POPULATION              | INDEX PER<br>1000<br>POP | TYPE OF WEAPON |         | CUTTING<br>INST | OTHER<br>WEAPONS | HANDS<br>FIST<br>ETC | TIME OF ASSAULT |            | INJURY    | NO INJURY  | ASSAULT<br>CLEARED |
|---------------------|-------------------------|--------------------------|----------------|---------|-----------------|------------------|----------------------|-----------------|------------|-----------|------------|--------------------|
|                     |                         |                          | TOTAL          | FIREARM |                 |                  |                      | AM              | PM         |           |            |                    |
| WEST VIRGINIA TOTAL | 88 1,884,000            | .07                      | 144            | 4       | 1               | 8                | 131                  | 57              | 87         | 46        | 98         | 1                  |
| CHANGE              | 87 1,897,000<br>13,000- | .09<br>.02-              | 175<br>31-     | 6<br>2- | 0               | 7<br>1+          | 161<br>30-           | 68<br>11-       | 107<br>20- | 38<br>8+  | 137<br>39- | 1                  |
| RURAL               | 88 1,216,661            | .01                      | 21             | 4       | 0               | 5                | 12                   | 6               | 15         | 7         | 14         |                    |
| CHANGE              | 87 1,225,274<br>8,613-  | .02<br>.01-              | 31<br>10-      | 2<br>2+ | 0               | 4<br>1+          | 25<br>13-            | 11<br>5-        | 20<br>5-   | 11<br>4-  | 20<br>6-   |                    |
| SHERIFF'S           | 88                      |                          | 11             | 0       | 0               | 3                | 8                    | 3               | 8          | 5         | 6          |                    |
| CHANGE              | 87                      |                          | 14<br>3-       | 1<br>1- | 0               | 1<br>2+          | 12<br>4-             | 6<br>3-         | 8<br>0     | 6<br>1-   | 8<br>2-    |                    |
| STATE POLICE        | 88                      |                          | 10             | 4       | 0               | 2                | 4                    | 3               | 7          | 2         | 8          |                    |
| CHANGE              | 87                      |                          | 16<br>6-       | 1<br>3+ | 0               | 3<br>1-          | 12<br>8-             | 4<br>1-         | 12<br>5-   | 4<br>2-   | 12<br>4-   |                    |
| MUNICIPAL           | 88 667,339              | .18                      | 123            | 0       | 1               | 3                | 119                  | 51              | 72         | 39        | 84         | 1                  |
| CHANGE              | 87 671,726<br>4,387-    | .21<br>.03-              | 144<br>21-     | 4<br>4- | 1<br>0          | 3<br>0           | 136<br>17-           | 57<br>6-        | 87<br>15-  | 27<br>12+ | 117<br>33- | 1                  |

# ANALYSIS OF ASSAULTS ON LAW ENFORCEMENT OFFICERS 1988

|  |                                    |
|--|------------------------------------|
| <b>OFFICERS KILLED</b>   |                                    |
| Number of your law enforcement officers killed in the line of duty this month. | By felonious act <u>0</u>          |
|  | By accident or negligence <u>0</u> |

**Officers Assaulted** (Do not include officers killed) See UCR Guide Manual for complete instructions.

| TYPE OF ACTIVITY  | TOTAL ASSAULTS BY WEAPON (A) | TYPE OF WEAPON |                                       |                            |                              |                     | TYPE OF ASSIGNMENT |              |                             |              |           |              | POLICE ASSAULTS CLEARED (M) |     |
|---|------------------------------|----------------|---------------------------------------|----------------------------|------------------------------|---------------------|--------------------|--------------|-----------------------------|--------------|-----------|--------------|-----------------------------|-----|
|   |                              | FIREARM (B)    | KNIFE OR OTHER CUTTING INSTRUMENT (C) | OTHER DANGEROUS WEAPON (D) | HANDS, FISTS, FEET, ETC. (E) | TWO MAN VEHICLE (F) | ONE-MAN VEHICLE    |              | DETECTIVE OR SPECIAL ASSIGN |              | OTHER     |              |                             |     |
|   |                              |                |                                       |                            |                              |                     | ALONE (G)          | ASSISTED (H) | ALONE (I)                   | ASSISTED (J) | ALONE (K) | ASSISTED (L) |                             |     |
| 1 RESPONDING TO "DISTURBANCE" CALLS (FAMILY QUARRELS, MAN WITH GUN, ETC.) | 35                           | 4              | 1                                     | 1                          | 29                           | 16                  | 7                  | 8            |                             |              |           | 1            | 3                           | 35  |
| 2 BURGLARIES IN PROGRESS OR PURSUING BURGLARY SUSPECTS                    |                              |                |                                       |                            |                              |                     |                    |              |                             |              |           |              |                             |     |
| 3 ROBBERIES IN PROGRESS OR PURSUING ROBBERY SUSPECTS                      |                              |                |                                       |                            |                              |                     |                    |              |                             |              |           |              |                             |     |
| 4 ATTEMPTING OTHER ARRESTS  | 58                           |                |                                       | 1                          | 57                           | 14                  | 20                 | 23           | 1                           |              |           |              |                             | 58  |
| 5 CIVIL DISORDER (RIOT, MASS DISOBEDIENCE)                                | 3                            |                |                                       |                            | 3                            |                     | 1                  | 2            |                             |              |           |              |                             | 3   |
| 6 HANDLING, TRANSPORTING, CUSTODY OF PRISONERS                            | 22                           |                |                                       | 1                          | 21                           | 2                   | 6                  | 6            | 1                           | 2            | 2         | 3            |                             | 22  |
| 7 INVESTIGATING SUSPICIOUS PERSONS OR CIRCUMSTANCES                       | 6                            |                |                                       | 1                          | 5                            |                     | 2                  | 1            |                             |              |           | 3            |                             | 5   |
| 8 AMBUSH-NO WARNING   |                              |                |                                       |                            |                              |                     |                    |              |                             |              |           |              |                             |     |
| 9 MENTALLY DERANGED   | 6                            |                |                                       | 1                          | 5                            |                     | 4                  | 2            |                             |              |           |              |                             | 6   |
| 10 TRAFFIC PURSUITS AND STOPS   | 12                           |                |                                       | 3                          | 9                            | 3                   | 7                  | 2            |                             |              |           |              |                             | 11  |
| 11 ALL OTHER  | 2                            |                |                                       |                            | 2                            |                     | 2                  |              |                             |              |           |              |                             | 2   |
| 12 TOTAL (1-11)   | 144                          | 4              | 1                                     | 8                          | 131                          | 35                  | 49                 | 44           | 2                           | 2            | 3         | 9            |                             | 142 |
| 13 NUMBER WITH PERSONAL INJURY  | 46                           |                | 1                                     | 4                          | 41                           |                     |                    |              |                             |              |           |              |                             |     |
| 14 NUMBER WITHOUT PERSONAL INJURY   | 98                           | 4              |                                       | 4                          | 90                           |                     |                    |              |                             |              |           |              |                             |     |
| 15 TIME OF ASSAULTS   |                              |                |                                       |                            |                              |                     |                    |              |                             |              |           |              |                             |     |
|   | AM                           | 19             | 26                                    | 2                          | 1                            | 6                   | 3                  |              |                             |              |           |              |                             |     |
|   | PM                           | 10             | 12                                    | 6                          | 16                           | 17                  | 26                 |              |                             |              |           |              |                             |     |
|   |                              | 12:01          | 2:00                                  | 4:00                       | 6:00                         | 8:00                | 10:00              | 12:00        |                             |              |           |              |                             |     |

|                       |          |
|-----------------------|----------|
| DO NOT USE THIS SPACE |          |
|                       | INITIALS |
| RECORDED              |          |
| REVIEWED              |          |
| PUNCHED               |          |
| VERIFIED              |          |
| ADJUSTED              |          |

# ANALYSIS OF ASSAULTS ON LAW ENFORCEMENT OFFICERS

1972 - 1988

| YEAR | # ASSAULTS | % CHANGE |
|------|------------|----------|
| 1972 | 300        |          |
| 1973 | 223        | -26%     |
| 1974 | 222        | -0.4%    |
| 1975 | 178        | -20%     |
| 1976 | 265        | +49%     |
| 1977 | 287        | +8%      |
| 1978 | 177        | -38%     |
| 1979 | 194        | +10%     |
| 1980 | 192        | -1%      |
| 1981 | 269        | +40%     |
| 1982 | 218        | -19%     |
| 1983 | 265        | +22%     |
| 1984 | 195        | -26%     |
| 1985 | 172        | -12%     |
| 1986 | 192        | +12%     |
| 1987 | 175        | -9%      |
| 1988 | 144        | -18%     |





**WEST VIRGINIA OFFENSE DATA**  
**PART I OFFENSES**  
**COUNTY — STATE — MUNICIPAL**

The report in this section details the number of Part I Offenses reported to law enforcement agencies for the time periods of 1988 and 1987. Definitions for each of the Part I Offenses may be found in this book in the Table of Contents under the category entitled "Classification of Offenses."

WEST VIRGINIA U C R CRIME INDEX REPORT

| IDENTIFIER    |                  | POPULATION | CRIME RATE | TOTAL OFFEN | TOTAL CLEARED | PERCENT CLEARED | MURDER | RAPE  | ROBBERY | FEL ASLTT | BREAK ENTER | LARCENY THEFT | M/V THEFT |       |
|---------------|------------------|------------|------------|-------------|---------------|-----------------|--------|-------|---------|-----------|-------------|---------------|-----------|-------|
| *****         |                  |            |            |             |               |                 |        |       |         |           |             |               |           |       |
| WEST VIRGINIA | TOTAL            | 88         | 1,884,000  | 22.37       | 42208         | 9866            | 23.37  | 93    | 353     | 644       | 1387        | 11520         | 25161     | 3050  |
|               |                  | 87         | 1,897,000  | 21.62       | 41592         | 9740            | 23.41  | 93    | 429     | 592       | 1493        | 11466         | 24452     | 3067  |
|               | NUMERICAL CHANGE |            | 13,000-    | .75+        | 616+          | 126+            | .04-   | 0     | 76-     | 52+       | 106-        | 54+           | 709+      | 17-   |
|               | PERCENT CHANGE   |            | .7-        | 3.5+        | 1.5+          | 1.3+            | .2-    | .0    | 17.7-   | 8.8+      | 7.1-        | .5+           | 2.9+      | .6-   |
| *****         |                  |            |            |             |               |                 |        |       |         |           |             |               |           |       |
| RURAL         |                  | 88         | 1,216,661  | 12.60       | 15370         | 3725            | 24.23  | 60    | 195     | 138       | 681         | 5550          | 7263      | 1483  |
|               |                  | 87         | 1,225,274  | 12.47       | 15398         | 3935            | 25.55  | 70    | 239     | 140       | 797         | 5515          | 7012      | 1625  |
|               | NUMERICAL CHANGE |            | 8,613-     | .13+        | 28-           | 210-            | 1.32-  | 10-   | 44-     | 2-        | 116-        | 35+           | 251+      | 142-  |
|               | PERCENT CHANGE   |            | .7-        | 1.0+        | .2-           | 5.3-            | 5.2-   | 14.3- | 18.4-   | 1.4-      | 14.6-       | .6+           | 3.6+      | 8.7-  |
| SHERIFF'S     |                  | 88         |            |             | 8119          | 1769            | 21.78  | 25    | 52      | 66        | 350         | 2837          | 4182      | 607   |
|               |                  | 87         |            |             | 7969          | 1681            | 21.09  | 31    | 54      | 60        | 519         | 2527          | 4157      | 621   |
|               | NUMERICAL CHANGE |            |            |             | 150+          | 88+             | .69+   | 6-    | 2-      | 6+        | 169-        | 310+          | 25+       | 14-   |
|               | PERCENT CHANGE   |            |            |             | 1.9+          | 5.2+            | 3.3+   | 19.4- | 3.7-    | 10.0+     | 32.6-       | 12.3+         | .6+       | 2.3-  |
| STATE POLICE  |                  | 88         |            |             | 7251          | 1956            | 26.97  | 35    | 143     | 72        | 331         | 2713          | 3081      | 876   |
|               |                  | 87         |            |             | 7406          | 2251            | 30.39  | 39    | 185     | 80        | 277         | 2982          | 2839      | 1004  |
|               | NUMERICAL CHANGE |            |            |             | 155-          | 295-            | 3.42-  | 4-    | 42-     | 8-        | 54+         | 269-          | 242+      | 128-  |
|               | PERCENT CHANGE   |            |            |             | 2.1-          | 13.1-           | 11.3-  | 10.3- | 22.7-   | 10.0-     | 19.5+       | 9.0-          | 8.5+      | 12.7- |
| MUNICIPAL     |                  | 88         | 667,339    | 39.98       | 26838         | 6141            | 22.88  | 33    | 158     | 506       | 706         | 5970          | 17898     | 1567  |
|               |                  | 87         | 671,726    | 38.76       | 26194         | 5805            | 22.16  | 23    | 190     | 452       | 696         | 5951          | 17440     | 1442  |
|               | NUMERICAL CHANGE |            | 4,387-     | 1.22+       | 644+          | 336+            | .72+   | 10+   | 32-     | 54+       | 10+         | 19+           | 458+      | 125+  |
|               | PERCENT CHANGE   |            | .7-        | 3.1+        | 2.5+          | 5.8+            | 3.2+   | 43.5+ | 16.8-   | 11.9+     | 1.4+        | .3+           | 2.6+      | 8.7+  |
| *****         |                  |            |            |             |               |                 |        |       |         |           |             |               |           |       |
| BARBOUR CTY   | TOTAL            | 88         | 15,684     | 9.43        | 148           | 44              | 29.72  | 0     | 2       | 0         | 7           | 56            | 76        | 7     |
|               |                  | 87         | 16,313     | 10.91       | 178           | 49              | 27.52  | 0     | 4       | 1         | 6           | 69            | 90        | 8     |
|               | NUMERICAL CHANGE |            | 629-       | 1.48-       | 30-           | 5-              | 2.20+  | 0     | 2-      | 1-        | 1+          | 13-           | 14-       | 1-    |
|               | PERCENT CHANGE   |            | 3.9-       | 13.6-       | 16.9-         | 10.2-           | 8.0+   |       | 50.0-   | *         | 16.7+       | 18.8-         | 15.6-     | 12.5- |
| *****         |                  |            |            |             |               |                 |        |       |         |           |             |               |           |       |
| RURAL         |                  | 88         | 10,960     | 9.67        | 106           | 18              | 16.98  | 0     | 2       | 0         | 7           | 49            | 43        | 5     |
|               |                  | 87         | 11,400     | 9.91        | 113           | 28              | 24.77  | 0     | 4       | 0         | 6           | 56            | 41        | 6     |
|               | NUMERICAL CHANGE |            | 440-       | .24-        | 7-            | 10-             | 7.79-  | 0     | 2-      | 0         | 1+          | 7-            | 2+        | 1-    |
|               | PERCENT CHANGE   |            | 3.9-       | 2.4-        | 6.2-          | 35.7-           | 31.4-  |       | 50.0-   |           | 16.7+       | 12.5-         | 4.9+      | 16.7- |
| SHERIFF       |                  | 88         |            |             | 63            | 12              | 19.04  | 0     | 0       | 0         | 3           | 30            | 27        | 3     |
|               |                  | 87         |            |             | 64            | 9               | 14.06  | 0     | 0       | 0         | 5           | 33            | 23        | 3     |
|               | NUMERICAL CHANGE |            |            |             | 1-            | 3+              | 4.98+  | 0     | 0       | 0         | 2-          | 3-            | 4+        | 0     |
|               | PERCENT CHANGE   |            |            |             | 1.6-          | 33.3+           | 35.4+  |       |         |           | 40.0-       | 9.1-          | 17.4+     | .0    |
| STATE POLICE  |                  | 88         |            |             | 43            | 6               | 13.95  | 0     | 2       | 0         | 4           | 19            | 16        | 2     |
|               |                  | 87         |            |             | 49            | 19              | 38.77  | 0     | 4       | 0         | 1           | 23            | 18        | 3     |
|               | NUMERICAL CHANGE |            |            |             | 6-            | 13-             | 24.82- | 0     | 2-      | 0         | 3+          | 4-            | 2-        | 1-    |
|               | PERCENT CHANGE   |            |            |             | 12.2-         | 68.4-           | 64.0-  |       | 50.0-   |           | 300.0+      | 17.4-         | 11.1-     | 33.3- |
| MUNICIPAL     |                  | 88         | 4,724      | 8.89        | 42            | 26              | 61.90  | 0     | 0       | 0         | 0           | 7             | 33        | 2     |
|               |                  | 87         | 4,913      | 13.23       | 65            | 21              | 32.30  | 0     | 0       | 1         | 0           | 13            | 49        | 2     |
|               | NUMERICAL CHANGE |            | 189-       | 4.34-       | 23-           | 5+              | 29.60+ | 0     | 0       | 1-        | 0           | 6-            | 16-       | 0     |
|               | PERCENT CHANGE   |            | 3.8-       | 32.8-       | 35.4-         | 23.8+           | 91.6+  |       |         | *         |             | 46.2-         | 32.7-     | .0    |

WEST VIRGINIA U C R CRIME INDEX REPORT

| IDENTIFIER         |                  | POPULATION | CRIME RATE | TOTAL OFFEN | TOTAL CLEARED | PERCENT CLEARED | MURDER | RAPE   | ROBBERY | FEL ASHLT | BREAK ENTER | LARCENY THEFT | M/V THEFT |
|--------------------|------------------|------------|------------|-------------|---------------|-----------------|--------|--------|---------|-----------|-------------|---------------|-----------|
| BELINGTON PD       | 88               | 1,920      | 4.68       | 9           | 1             | 11.11           | 0      | 0      | 0       | 0         | 5           | 2             | 2         |
|                    | 87               | 1,997      | 6.00       | 12          | 4             | 33.33           | 0      | 0      | 0       | 0         | 2           | 9             | 1         |
|                    | NUMERICAL CHANGE | 77-        | 1.32-      | 3-          | 3-            | 22.22-          | 0      | 0      | 0       | 0         | 3+          | 7-            | 1+        |
|                    | PERCENT CHANGE   | 3.9-       | 22.0-      | 25.0-       | 75.0-         | 66.7-           |        |        |         |           | 150.0+      | 77.8-         | 100.0+    |
| PHILIPPI PD        | 88               | 2,804      | 11.76      | 33          | 25            | 75.75           | 0      | 0      | 0       | 0         | 2           | 31            | 0         |
|                    | 87               | 2,916      | 18.17      | 53          | 17            | 32.07           | 0      | 0      | 1       | 0         | 11          | 40            | 1         |
|                    | NUMERICAL CHANGE | 112-       | 6.41-      | 20-         | 8+            | 43.68+          | 0      | 0      | 1-      | 0         | 9-          | 9-            | 1-        |
|                    | PERCENT CHANGE   | 3.8-       | 35.3-      | 37.7-       | 47.1+         | 136.2+          |        |        | *       |           | 81.8-       | 22.5-         | *         |
| *****              |                  |            |            |             |               |                 |        |        |         |           |             |               |           |
| BERKELEY CTY TOTAL | 88               | 53,307     | 46.74      | 2493        | 420           | 16.84           | 2      | 20     | 39      | 24        | 726         | 1479          | 203       |
|                    | 87               | 50,915     | 50.43      | 2568        | 405           | 15.77           | 3      | 11     | 28      | 38        | 762         | 1587          | 139       |
|                    | NUMERICAL CHANGE | 2,392+     | 3.69-      | 75-         | 15+           | 1.07+           | 1-     | 9+     | 11+     | 14-       | 36-         | 108-          | 64+       |
|                    | PERCENT CHANGE   | 4.7+       | 7.3-       | 2.9-        | 3.7+          | 6.8+            | 33.3-  | 81.8+  | 39.3+   | 36.8-     | 4.7-        | 6.8-          | 46.0+     |
| *****              |                  |            |            |             |               |                 |        |        |         |           |             |               |           |
| RURAL              | 88               | 39,633     | 34.79      | 1379        | 158           | 11.45           | 1      | 15     | 11      | 16        | 476         | 738           | 122       |
|                    | 87               | 37,855     | 39.13      | 1482        | 189           | 12.75           | 0      | 7      | 11      | 32        | 478         | 873           | 81        |
|                    | NUMERICAL CHANGE | 1,778+     | 4.34-      | 103-        | 31-           | 1.30-           | 1+     | 8+     | 0       | 16-       | 2-          | 135-          | 41+       |
|                    | PERCENT CHANGE   | 4.7+       | 11.1-      | 7.0-        | 16.4-         | 10.2-           | *      | 114.3+ | .0      | 50.0-     | .4-         | 15.5-         | 50.6+     |
| SHERIFF            | 88               |            |            | 978         | 113           | 11.55           | 1      | 10     | 8       | 12        | 303         | 573           | 71        |
|                    | 87               |            |            | 1119        | 117           | 10.45           | 0      | 4      | 4       | 27        | 276         | 770           | 38        |
|                    | NUMERICAL CHANGE |            |            | 141-        | 4-            | 1.10+           | 1+     | 6+     | 4+      | 15-       | 27+         | 197-          | 33+       |
|                    | PERCENT CHANGE   |            |            | 12.6-       | 3.4-          | 10.5+           | *      | 150.0+ | 100.0+  | 55.6-     | 9.8+        | 25.6-         | 86.8+     |
| STATE POLICE       | 88               |            |            | 401         | 45            | 11.22           | 0      | 5      | 3       | 4         | 173         | 165           | 51        |
|                    | 87               |            |            | 363         | 72            | 19.83           | 0      | 3      | 7       | 5         | 202         | 103           | 43        |
|                    | NUMERICAL CHANGE |            |            | 38+         | 27-           | 8.61-           | 0      | 2+     | 4-      | 1-        | 29-         | 62+           | 8+        |
|                    | PERCENT CHANGE   |            |            | 10.5+       | 37.5-         | 43.4-           |        | 66.7+  | 57.1-   | 20.0-     | 14.4-       | 60.2+         | 18.6+     |
| MUNICIPAL          | 88               | 13,674     | 81.46      | 1114        | 262           | 23.51           | 1      | 5      | 28      | 8         | 250         | 741           | 81        |
|                    | 87               | 13,060     | 83.14      | 1086        | 216           | 19.88           | 3      | 4      | 17      | 6         | 284         | 714           | 58        |
|                    | NUMERICAL CHANGE | 614+       | 1.68-      | 28+         | 46+           | 3.63+           | 2-     | 1+     | 11+     | 2+        | 34-         | 27+           | 23+       |
|                    | PERCENT CHANGE   | 4.7+       | 2.0-       | 2.6+        | 21.3+         | 18.3+           | 66.7-  | 25.0+  | 64.7+   | 33.3+     | 12.0-       | 3.8+          | 39.7+     |
| MARTINSBURG PD     | 88               | 13,674     | 81.46      | 1114        | 262           | 23.51           | 1      | 5      | 28      | 8         | 250         | 741           | 81        |
|                    | 87               | 13,060     | 83.14      | 1086        | 216           | 19.88           | 3      | 4      | 17      | 6         | 284         | 714           | 58        |
|                    | NUMERICAL CHANGE | 614+       | 1.68-      | 28+         | 46+           | 3.63+           | 2-     | 1+     | 11+     | 2+        | 34-         | 27+           | 23+       |
|                    | PERCENT CHANGE   | 4.7+       | 2.0-       | 2.6+        | 21.3+         | 18.3+           | 66.7-  | 25.0+  | 64.7+   | 33.3+     | 12.0-       | 3.8+          | 39.7+     |
| *****              |                  |            |            |             |               |                 |        |        |         |           |             |               |           |
| BOONE CTY TOTAL    | 88               | 29,185     | 10.92      | 319         | 88            | 27.58           | 1      | 0      | 7       | 20        | 122         | 112           | 57        |
|                    | 87               | 29,560     | 14.61      | 432         | 82            | 18.98           | 2      | 6      | 5       | 12        | 137         | 154           | 116       |
|                    | NUMERICAL CHANGE | 375-       | 3.69-      | 113-        | 6+            | 8.60+           | 1-     | 6-     | 2+      | 8+        | 15-         | 42-           | 59-       |
|                    | PERCENT CHANGE   | 1.3-       | 25.3-      | 26.2-       | 7.3+          | 45.3+           | 50.0-  | *      | 40.0+   | 66.7+     | 10.9-       | 27.3-         | 50.9-     |
| *****              |                  |            |            |             |               |                 |        |        |         |           |             |               |           |
| RURAL              | 88               | 24,598     | 10.52      | 259         | 80            | 30.88           | 1      | 0      | 6       | 18        | 106         | 76            | 52        |
|                    | 87               | 24,914     | 14.56      | 363         | 68            | 18.73           | 2      | 6      | 5       | 12        | 117         | 120           | 101       |
|                    | NUMERICAL CHANGE | 316-       | 4.04-      | 104-        | 12+           | 12.15+          | 1-     | 6-     | 1+      | 6+        | 11-         | 44-           | 49-       |
|                    | PERCENT CHANGE   | 1.3-       | 27.7-      | 28.7-       | 17.6+         | 64.9+           | 50.0-  | *      | 20.0+   | 50.0+     | 9.4-        | 36.7-         | 48.5-     |

PART I OFFENSES

WEST VIRGINIA U C R CRIME INDEX REPORT

| IDENTIFIER     |       | POPULATION | CRIME RATE | TOTAL OFFEN | TOTAL CLEARED | PERCENT CLEARED | MURDER | RAPE   | ROBBERY | FEL ASSLT | BREAK ENTER | LARCENY THEFT | M/V THEFT |       |        |
|----------------|-------|------------|------------|-------------|---------------|-----------------|--------|--------|---------|-----------|-------------|---------------|-----------|-------|--------|
| SHERIFF        | 88    |            |            | 176         | 56            | 31.81           | 0      | 0      | 3       | 13        | 78          | 47            | 35        |       |        |
|                | 87    |            |            | 202         | 20            | 9.90            | 0      | 0      | 1       | 11        | 59          | 80            | 51        |       |        |
|                |       |            |            | 26-         | 36+           | 21.91+          | 0      | 0      | 2+      | 2+        | 19+         | 33-           | 16-       |       |        |
|                |       |            |            | 12.9-       | 180.0+        | 221.3+          |        |        | 200.0+  | 18.2+     | 32.2+       | 41.3-         | 31.4-     |       |        |
| STATE POLICE   | 88    |            |            | 83          | 24            | 28.91           | 1      | 0      | 3       | 5         | 28          | 29            | 17        |       |        |
|                | 87    |            |            | 161         | 48            | 29.81           | 2      | 6      | 4       | 1         | 58          | 40            | 50        |       |        |
|                |       |            |            | 78-         | 24-           | .90-            | 1-     | 6-     | 1-      | 4+        | 30-         | 11-           | 33-       |       |        |
|                |       |            |            | 48.4-       | 50.0-         | 3.0-            | 50.0-  | *      | 25.0-   | 400.0+    | 51.7-       | 27.5-         | 66.0-     |       |        |
| MUNICIPAL      | 88    | 4,587      | 13.08      | 60          | 8             | 13.33           | 0      | 0      | 1       | 2         | 16          | 36            | 5         |       |        |
|                | 87    | 4,646      | 14.85      | 69          | 14            | 20.28           | 0      | 0      | 0       | 0         | 20          | 34            | 15        |       |        |
|                |       |            |            | 59-         | 9-            | 1.77-           | 0      | 0      | 1+      | 2+        | 4-          | 2+            | 10-       |       |        |
|                |       |            |            | 1.3-        | 11.9-         | 13.0-           | 42.9-  | 34.3-  | *       | *         | 20.0-       | 5.9+          | 66.7-     |       |        |
| MADISON PD     | 88    | 2,996      | 14.35      | 43          | 4             | 9.30            | 0      | 0      | 1       | 2         | 13          | 23            | 4         |       |        |
|                | 87    | 3,035      | 15.48      | 47          | 1             | 2.12            | 0      | 0      | 0       | 0         | 13          | 21            | 13        |       |        |
|                |       |            |            | 39-         | 4-            | 1.13-           | 0      | 0      | 1+      | 2+        | 0           | 2+            | 9-        |       |        |
|                |       |            |            | 1.3-        | 7.3-          | 8.5-            | 300.0+ | 338.7+ | *       | *         | .0          | 9.5+          | 69.2-     |       |        |
| WHITESVILLE PD | 88    | 732        | 10.92      | 8           | 1             | 12.50           | 0      | 0      | 0       | 0         | 2           | 6             | 0         |       |        |
|                | 87    | 741        | 10.79      | 8           | 2             | 25.00           | 0      | 0      | 0       | 0         | 3           | 4             | 1         |       |        |
|                |       |            |            | 9-          | 1-            | 12.50-          | 0      | 0      | 0       | 0         | 1-          | 2+            | 1-        |       |        |
|                |       |            |            | 1.2-        | 1.2+          | .0              | 50.0-  | 50.0-  |         |           | 33.3-       | 50.0+         | *         |       |        |
| DANVILLE PD    | 88    | 859        | 10.47      | 9           | 3             | 33.33           | 0      | 0      | 0       | 0         | 1           | 7             | 1         |       |        |
|                | 87    | 870        | 16.09      | 14          | 11            | 78.57           | 0      | 0      | 0       | 0         | 4           | 9             | 1         |       |        |
|                |       |            |            | 11-         | 5-            | 5.62-           | 0      | 0      | 0       | 0         | 3-          | 2-            | 0         |       |        |
|                |       |            |            | 1.3-        | 34.9-         | 35.7-           | 72.7-  | 57.6-  |         |           | 75.0-       | 22.2-         | .0        |       |        |
| *****          |       |            |            |             |               |                 |        |        |         |           |             |               |           |       |        |
| BRAXTON CTY    | TOTAL | 88         | 14,493     | 6.34        | 92            | 21              | 22.82  | 2      | 4       | 1         | 1           | 37            | 36        | 11    |        |
|                |       | 87         | 14,434     | 6.09        | 88            | 14              | 15.90  | 0      | 2       | 0         | 1           | 31            | 49        | 5     |        |
|                |       |            |            | 59+         | 4+            | .25+            | 7+     | 6.92+  | 2+      | 2+        | 1+          | 6+            | 13-       | 6+    |        |
|                |       |            |            | .4+         | 4.1+          | 4.5+            | 50.0+  | 43.5+  | *       | 100.0+    | *           | .0            | 19.4+     | 26.5- | 120.0+ |
| *****          |       |            |            |             |               |                 |        |        |         |           |             |               |           |       |        |
| RURAL          | 88    | 13,143     | 6.31       | 83          | 19            | 22.89           | 2      | 4      | 1       | 1         | 34          | 30            | 11        |       |        |
|                | 87    | 13,089     | 6.49       | 85          | 14            | 16.47           | 0      | 2      | 0       | 1         | 28          | 49            | 5         |       |        |
|                |       |            |            | 54+         | 2-            | .18-            | 5+     | 6.42+  | 2+      | 2+        | 1+          | 6+            | 19-       | 6+    |        |
|                |       |            |            | .4+         | 2.8-          | 2.4-            | 35.7+  | 39.0+  | *       | 100.0+    | *           | .0            | 21.4+     | 38.8- | 120.0+ |
| SHERIFF        | 88    |            |            | 17          | 2             | 11.76           | 0      | 0      | 0       | 0         | 5           | 10            | 2         |       |        |
|                | 87    |            |            | 25          | 6             | 24.00           | 0      | 0      | 0       | 1         | 4           | 19            | 1         |       |        |
|                |       |            |            | 8-          | 4-            | 12.24-          | 0      | 0      | 0       | 1-        | 1+          | 9-            | 1+        |       |        |
|                |       |            |            | 32.0-       | 66.7-         | 51.0-           |        |        |         | *         | 25.0+       | 47.4-         | 100.0+    |       |        |
| STATE POLICE   | 88    |            |            | 66          | 17            | 25.75           | 2      | 4      | 1       | 1         | 29          | 20            | 9         |       |        |
|                | 87    |            |            | 60          | 8             | 13.33           | 0      | 2      | 0       | 0         | 24          | 30            | 4         |       |        |
|                |       |            |            | 6+          | 9+            | 12.42+          | 2+     | 2+     | 1+      | 1+        | 5+          | 10-           | 5+        |       |        |
|                |       |            |            | 10.0+       | 112.5+        | 93.2+           | *      | 100.0+ | *       | *         | 20.8+       | 33.3-         | 125.0+    |       |        |

WEST VIRGINIA U C R CRIME INDEX REPORT

| IDENTIFIER    |                  | POPULATION | CRIME RATE | TOTAL OFFEN | TOTAL CLEARED | PERCENT CLEARED | MURDER | RAPE   | ROBBERY | FEL ASHLT | BREAK ENTER | LARCENY THEFT | M/V THEFT |     |
|---------------|------------------|------------|------------|-------------|---------------|-----------------|--------|--------|---------|-----------|-------------|---------------|-----------|-----|
| MUNICIPAL     | 88               | 1,350      | 6.66       | 9           | 2             | 22.22           | 0      | 0      | 0       | 0         | 3           | 6             | 0         |     |
|               | 87               | 1,345      | 2.23       | 3           | 0             | .00             | 0      | 0      | 0       | 0         | 3           | 0             | 0         |     |
|               | NUMERICAL CHANGE | 5+         | 4.43+      | 6+          | 2+            | 22.22+          | 0      | 0      | 0       | 0         | 0           | 6+            | 0         |     |
|               | PERCENT CHANGE   | .4+        | 198.7+     | 200.0+      | *             | *               |        |        |         |           | .0          | *             |           |     |
| SUTTON PD     | 88               | 1,350      | 6.66       | 9           | 2             | 22.22           | 0      | 0      | 0       | 0         | 3           | 6             | 0         |     |
|               | 87               | 1,345      | 2.23       | 3           | 0             | .00             | 0      | 0      | 0       | 0         | 3           | 0             | 0         |     |
|               | NUMERICAL CHANGE | 5+         | 4.43+      | 6+          | 2+            | 22.22+          | 0      | 0      | 0       | 0         | 0           | 6+            | 0         |     |
|               | PERCENT CHANGE   | .4+        | 198.7+     | 200.0+      | *             | *               |        |        |         |           | .0          | *             |           |     |
| *****         |                  |            |            |             |               |                 |        |        |         |           |             |               |           |     |
| BROOKE CTY    | TOTAL            | 88         | 24,936     | 15.99       | 399           | 69              | 17.29  | 0      | 2       | 3         | 11          | 124           | 228       | 31  |
|               | 87               | 25,527     | 9.32       | 238         | 32            | 13.44           | 0      | 2      | 1       | 6         | 74          | 137           | 18        |     |
|               | NUMERICAL CHANGE | 591-       | 6.67+      | 161+        | 37+           | 3.85+           | 0      | 0      | 2+      | 5+        | 50+         | 91+           | 13+       |     |
|               | PERCENT CHANGE   | 2.3-       | 71.6+      | 67.6+       | 115.6+        | 28.6+           |        | .0     | 200.0+  | 83.3+     | 67.6+       | 66.4+         | 72.2+     |     |
| *****         |                  |            |            |             |               |                 |        |        |         |           |             |               |           |     |
| RURAL         | 88               | 17,722     | 12.63      | 224         | 53            | 23.66           | 0      | 2      | 2       | 9         | 90          | 110           | 11        |     |
|               | 87               | 18,142     | 7.33       | 133         | 19            | 14.28           | 0      | 1      | 0       | 4         | 44          | 71            | 13        |     |
|               | NUMERICAL CHANGE | 420-       | 5.30+      | 91+         | 34+           | 9.38+           | 0      | 1+     | 2+      | 5+        | 46+         | 39+           | 2-        |     |
|               | PERCENT CHANGE   | 2.3-       | 72.3+      | 68.4+       | 178.9+        | 65.7+           |        | 100.0+ | *       | 125.0+    | 104.5+      | 54.9+         | 15.4-     |     |
| SHERIFF       | 88               |            |            | 221         | 50            | 22.62           | 0      | 0      | 2       | 9         | 90          | 110           | 10        |     |
|               | 87               |            |            | 127         | 18            | 14.17           | 0      | 1      | 0       | 4         | 41          | 69            | 12        |     |
|               | NUMERICAL CHANGE |            |            | 94+         | 32+           | 8.45+           | 0      | 1-     | 2+      | 5+        | 49+         | 41+           | 2-        |     |
|               | PERCENT CHANGE   |            |            | 74.0+       | 177.8+        | 59.6+           |        | *      | *       | 125.0+    | 119.5+      | 59.4+         | 16.7-     |     |
| STATE POLICE  | 88               |            |            | 3           | 3             | 100.00          | 0      | 2      | 0       | 0         | 0           | 0             | 1         |     |
|               | 87               |            |            | 6           | 1             | 16.66           | 0      | 0      | 0       | 0         | 3           | 2             | 1         |     |
|               | NUMERICAL CHANGE |            |            | 3-          | 2+            | 83.34+          | 0      | 2+     | 0       | 0         | 3-          | 2-            | 0         |     |
|               | PERCENT CHANGE   |            |            | 50.0-       | 200.0+        | 500.2+          |        | *      |         |           | *           | *             | .0        |     |
| MUNICIPAL     | 88               | 7,214      | 24.25      | 175         | 16            | 9.14            | 0      | 0      | 1       | 2         | 34          | 118           | 20        |     |
|               | 87               | 7,385      | 14.21      | 105         | 13            | 12.38           | 0      | 1      | 1       | 2         | 30          | 66            | 5         |     |
|               | NUMERICAL CHANGE | 171-       | 10.04+     | 70+         | 3+            | 3.24-           | 0      | 1-     | 0       | 0         | 4+          | 52+           | 15+       |     |
|               | PERCENT CHANGE   | 2.3-       | 70.7+      | 66.7+       | 23.1+         | 26.2-           |        | *      | .0      | .0        | 13.3+       | 78.8+         | 300.0+    |     |
| FOLLANSBEE PD | 88               | 3,718      | 25.28      | 94          | 2             | 2.12            | 0      | 0      | 0       | 2         | 16          | 64            | 12        |     |
|               | 87               | 3,806      | 9.98       | 38          | 1             | 2.63            | 0      | 0      | 0       | 0         | 10          | 28            | 0         |     |
|               | NUMERICAL CHANGE | 88-        | 15.30+     | 56+         | 1+            | .51-            | 0      | 0      | 0       | 2+        | 6+          | 36+           | 12+       |     |
|               | PERCENT CHANGE   | 2.3-       | 153.3+     | 147.4+      | 100.0+        | 19.4-           |        |        |         | *         | 60.0+       | 128.6+        | *         |     |
| WELLSBURG PD  | 88               | 3,496      | 23.16      | 81          | 14            | 17.28           | 0      | 0      | 1       | 0         | 18          | 54            | 8         |     |
|               | 87               | 3,579      | 18.71      | 67          | 12            | 17.91           | 0      | 1      | 1       | 2         | 20          | 38            | 5         |     |
|               | NUMERICAL CHANGE | 83-        | 4.45+      | 14+         | 2+            | .63-            | 0      | 1-     | 0       | 2-        | 2-          | 16+           | 3+        |     |
|               | PERCENT CHANGE   | 2.3-       | 23.8+      | 20.9+       | 16.7+         | 3.5-            |        | *      | .0      | *         | 10.0-       | 42.1+         | 60.0+     |     |
| *****         |                  |            |            |             |               |                 |        |        |         |           |             |               |           |     |
| CABELL CTY    | TOTAL            | 88         | 105,699    | 52.19       | 5517          | 1243            | 22.53  | 6      | 39      | 124       | 224         | 1257          | 3514      | 353 |
|               | 87               | 108,157    | 48.50      | 5249        | 890           | 16.95           | 8      | 54     | 112     | 224       | 1297        | 3189          | 365       |     |
|               | NUMERICAL CHANGE | 2,458-     | 3.69+      | 268+        | 353+          | 5.58+           | 2-     | 15-    | 12+     | 0         | 40-         | 325+          | 12-       |     |
|               | PERCENT CHANGE   | 2.3-       | 7.6+       | 5.1+        | 39.7+         | 32.9+           | 25.0-  | 27.8-  | 10.7+   | .0        | 3.1-        | 10.2+         | 3.3-      |     |
| *****         |                  |            |            |             |               |                 |        |        |         |           |             |               |           |     |

WEST VIRGINIA U C R CRIME INDEX REPORT

| IDENTIFIER         |                  | POPULATION | CRIME RATE | TOTAL OFFEN | TOTAL CLEARED | PERCENT CLEARED | MURDER | RAPE   | ROBBERY | FEL ASHLT | BREAK ENTER | LARCENY THEFT | M/V THEFT |   |
|--------------------|------------------|------------|------------|-------------|---------------|-----------------|--------|--------|---------|-----------|-------------|---------------|-----------|---|
| RURAL              | 88               | 40,848     | 19.75      | 807         | 170           | 21.06           | 1      | 2      | 12      | 15        | 230         | 476           | 71        |   |
|                    | 87               | 42,072     | 19.43      | 818         | 212           | 25.91           | 3      | 7      | 12      | 37        | 224         | 443           | 92        |   |
|                    | NUMERICAL CHANGE | 1,224-     | .32+       | 11-         | 42-           | 4.85-           | 2-     | 5-     | 0       | 22-       | 6+          | 33+           | 21-       |   |
|                    | PERCENT CHANGE   | 2.9-       | 1.6+       | 1.3-        | 19.8-         | 18.7-           | 66.7-  | 71.4-  | .0      | 59.5-     | 2.7+        | 7.4+          | 22.8-     |   |
| SHERIFF            | 88               |            |            | 598         | 127           | 21.23           | 1      | 1      | 7       | 5         | 169         | 375           | 40        |   |
|                    | 87               |            |            | 502         | 117           | 23.30           | 2      | 2      | 5       | 24        | 114         | 313           | 42        |   |
|                    | NUMERICAL CHANGE |            |            | 96+         | 10+           | 2.07-           | 1-     | 1-     | 2+      | 19-       | 55+         | 62+           | 2-        |   |
|                    | PERCENT CHANGE   |            |            | 19.1+       | 8.5+          | 8.9-            | 50.0-  | 50.0-  | 40.0+   | 79.2-     | 48.2+       | 19.8+         | 4.8-      |   |
| STATE POLICE       | 88               |            |            | 209         | 43            | 20.57           | 0      | 1      | 5       | 10        | 61          | 101           | 31        |   |
|                    | 87               |            |            | 316         | 95            | 30.06           | 1      | 5      | 7       | 13        | 110         | 130           | 50        |   |
|                    | NUMERICAL CHANGE |            |            | 107-        | 52-           | 9.49-           | 1-     | 4-     | 2-      | 3-        | 49-         | 29-           | 19-       |   |
|                    | PERCENT CHANGE   |            |            | 33.9-       | 54.7-         | 31.6-           | *      | 80.0-  | 28.6-   | 23.1-     | 44.5-       | 22.3-         | 38.0-     |   |
| MUNICIPAL          | 88               | 64,851     | 72.58      | 4710        | 1073          | 22.78           | 5      | 37     | 112     | 209       | 1027        | 3038          | 282       |   |
|                    | 87               | 66,085     | 67.04      | 4431        | 678           | 15.30           | 5      | 47     | 100     | 187       | 1073        | 2746          | 273       |   |
|                    | NUMERICAL CHANGE | 1,234-     | 5.54+      | 279+        | 395+          | 7.48+           | 0      | 10-    | 12+     | 22+       | 46-         | 292+          | 9+        |   |
|                    | PERCENT CHANGE   | 1.9-       | 8.3+       | 6.3+        | 58.3+         | 48.9+           | .0     | 21.3-  | 12.0+   | 11.8+     | 4.3-        | 10.6+         | 3.3+      |   |
| BARBOURSVILLE PD   | 88               | 3,099      | 84.86      | 263         | 123           | 46.76           | 0      | 0      | 1       | 12        | 25          | 204           | 21        |   |
|                    | 87               | 3,174      | 77.18      | 245         | 108           | 44.08           | 0      | 1      | 2       | 9         | 22          | 176           | 35        |   |
|                    | NUMERICAL CHANGE | 75-        | 7.68+      | 18+         | 15+           | 2.68+           | 0      | 1-     | 1-      | 3+        | 3+          | 28+           | 14-       |   |
|                    | PERCENT CHANGE   | 2.4-       | 10.0+      | 7.3+        | 13.9+         | 6.1+            |        | *      | 50.0-   | 33.3+     | 13.6+       | 15.9+         | 40.0-     |   |
| HUNTINGTON PD      | 88               | 57,344     | 73.17      | 4198        | 911           | 21.70           | 5      | 34     | 110     | 191       | 972         | 2633          | 253       |   |
|                    | 87               | 58,627     | 67.39      | 3953        | 522           | 13.20           | 5      | 44     | 97      | 176       | 1021        | 2378          | 232       |   |
|                    | NUMERICAL CHANGE | 1,283-     | 5.78+      | 245+        | 389+          | 8.50+           | 0      | 10-    | 13+     | 15+       | 49-         | 255+          | 21+       |   |
|                    | PERCENT CHANGE   | 2.2-       | 8.6+       | 6.2+        | 74.5+         | 64.4+           | .0     | 22.7-  | 13.4+   | 8.5+      | 4.8-        | 10.7+         | 9.1+      |   |
| MILTON PD          | 88               | 2,230      | 25.56      | 57          | 14            | 24.56           | 0      | 1      | 1       | 2         | 17          | 31            | 5         |   |
|                    | 87               | 2,284      | 20.57      | 47          | 19            | 40.42           | 0      | 1      | 0       | 1         | 16          | 25            | 4         |   |
|                    | NUMERICAL CHANGE | 54-        | 4.99+      | 10+         | 5-            | 15.86-          | 0      | 0      | 1+      | 1+        | 1+          | 6+            | 1+        |   |
|                    | PERCENT CHANGE   | 2.4-       | 24.3+      | 21.3+       | 26.3-         | 39.2-           |        | .0     | *       | 100.0+    | 6.3+        | 24.0+         | 25.0+     |   |
| MU SECURITY POLICE | 88               | 2,178      | 88.15      | 192         | 25            | 13.02           | 0      | 2      | 0       | 4         | 13          | 170           | 3         |   |
|                    | 87               | 2,000      | 93.00      | 186         | 29            | 15.59           | 0      | 1      | 1       | 1         | 14          | 167           | 2         |   |
|                    | NUMERICAL CHANGE | 178+       | 4.85-      | 6+          | 4-            | 2.57-           | 0      | 1+     | 1-      | 3+        | 1-          | 3+            | 1+        |   |
|                    | PERCENT CHANGE   | 8.9+       | 5.2-       | 3.2+        | 13.8-         | 16.5-           |        | 100.0+ | *       | 300.0+    | 7.1-        | 1.8+          | 50.0+     |   |
| *****              |                  |            |            |             |               |                 |        |        |         |           |             |               |           |   |
| CALHOUN CTY        | TOTAL            | 88         | 8,438      | 8.17        | 69            | 27              | 39.13  | 0      | 6       | 0         | 8           | 26            | 21        | 8 |
|                    | 87               | 8,107      | 8.26       | 67          | 35            | 52.23           | 0      | 2      | 2       | 7         | 27          | 26            | 3         |   |
|                    | NUMERICAL CHANGE | 331+       | .09-       | 2+          | 8-            | 13.10-          | 0      | 4+     | 2-      | 1+        | 1-          | 5-            | 5+        |   |
|                    | PERCENT CHANGE   | 4.1+       | 1.1-       | 3.0+        | 22.9-         | 25.1-           |        | 200.0+ | *       | 14.3+     | 3.7-        | 19.2-         | 166.7+    |   |
| *****              |                  |            |            |             |               |                 |        |        |         |           |             |               |           |   |
| RURAL              | 88               | 7,718      | 8.93       | 69          | 27            | 39.13           | 0      | 6      | 0       | 8         | 26          | 21            | 8         |   |
|                    | 87               | 7,415      | 9.03       | 67          | 35            | 52.23           | 0      | 2      | 2       | 7         | 27          | 26            | 3         |   |
|                    | NUMERICAL CHANGE | 303+       | .10-       | 2+          | 8-            | 13.10-          | 0      | 4+     | 2-      | 1+        | 1-          | 5-            | 5+        |   |
|                    | PERCENT CHANGE   | 4.1+       | 1.1-       | 3.0+        | 22.9-         | 25.1-           |        | 200.0+ | *       | 14.3+     | 3.7-        | 19.2-         | 166.7+    |   |

WEST VIRGINIA U C R CRIME INDEX REPORT

| IDENTIFIER     |                  | POPULATION | CRIME RATE | TOTAL OFFEN | TOTAL CLEARED | PERCENT CLEARED | MURDER | RAPE   | ROBBERY | FEL ASSLT | BREAK ENTER | LARCENY THEFT | M/V THEFT |
|----------------|------------------|------------|------------|-------------|---------------|-----------------|--------|--------|---------|-----------|-------------|---------------|-----------|
| SHERIFF        | 88               |            |            | 5           | 3             | 60.00           | 0      | 0      | 0       | 0         | 2           | 3             | 0         |
|                | 87               |            |            | 6           | 6             | 100.00          | 0      | 0      | 0       | 1         | 0           | 4             | 1         |
|                | NUMERICAL CHANGE |            |            | 1-          | 3-            | 40.00-          | 0      | 0      | 0       | 1-        | 2+          | 1-            | 1-        |
|                | PERCENT CHANGE   |            |            | 16.7-       | 50.0-         | 40.0-           |        |        |         | *         | *           | 25.0-         | *         |
| STATE POLICE   | 88               |            |            | 64          | 24            | 37.50           | 0      | 6      | 0       | 8         | 24          | 18            | 8         |
|                | 87               |            |            | 61          | 29            | 47.54           | 0      | 2      | 2       | 6         | 27          | 22            | 2         |
|                | NUMERICAL CHANGE |            |            | 3+          | 5-            | 10.04-          | 0      | 4+     | 2-      | 2+        | 3-          | 4-            | 6+        |
|                | PERCENT CHANGE   |            |            | 4.9+        | 17.2-         | 21.1-           |        | 200.0+ | *       | 33.3+     | 11.1-       | 18.2-         | 300.0+    |
| MUNICIPAL      | 88               | 720        | .00        | 0           | 0             | .00             | 0      | 0      | 0       | 0         | 0           | 0             | 0         |
|                | 87               | 692        | .00        | 0           | 0             | .00             | 0      | 0      | 0       | 0         | 0           | 0             | 0         |
|                | NUMERICAL CHANGE | 28+        | .00        | 0           | 0             | .00             | 0      | 0      | 0       | 0         | 0           | 0             | 0         |
|                | PERCENT CHANGE   | 4.0+       |            |             |               |                 |        |        |         |           |             |               |           |
| GRANTSVILLE PD | 88               | 720        | .00        | 0           | 0             | .00             | 0      | 0      | 0       | 0         | 0           | 0             | 0         |
|                | 87               | 692        | .00        | 0           | 0             | .00             | 0      | 0      | 0       | 0         | 0           | 0             | 0         |
|                | NUMERICAL CHANGE | 28+        | .00        | 0           | 0             | .00             | 0      | 0      | 0       | 0         | 0           | 0             | 0         |
|                | PERCENT CHANGE   | 4.0+       |            |             |               |                 |        |        |         |           |             |               |           |
| *****          |                  |            |            |             |               |                 |        |        |         |           |             |               |           |
| CLAY CTY       | TOTAL            | 88         | 11,217     | 11.94       | 134           | 61              | 45.52  | 1      | 7       | 0         | 19          | 48            | 50        |
|                |                  | 87         | 11,270     | 8.78        | 99            | 34              | 34.34  | 0      | 0       | 1         | 11          | 51            | 32        |
|                | NUMERICAL CHANGE |            | 53-        | 3.16+       | 35+           | 27+             | 11.18+ | 1+     | 7+      | 1-        | 8+          | 3-            | 18+       |
|                | PERCENT CHANGE   |            | .5-        | 36.0+       | 35.4+         | 79.4+           | 32.6+  | *      | *       | *         | 72.7+       | 5.9-          | 56.3+     |
| *****          |                  |            |            |             |               |                 |        |        |         |           |             |               |           |
| RURAL          | 88               | 10,144     | 13.20      | 134         | 61            | 45.52           | 1      | 7      | 0       | 19        | 48          | 50            | 9         |
|                | 87               | 10,192     | 9.41       | 96          | 34            | 35.41           | 0      | 0      | 1       | 11        | 49          | 31            | 4         |
|                | NUMERICAL CHANGE |            | 48-        | 3.79+       | 38+           | 27+             | 10.11+ | 1+     | 7+      | 1-        | 8+          | 1-            | 19+       |
|                | PERCENT CHANGE   |            | .5-        | 40.3+       | 39.6+         | 79.4+           | 28.6+  | *      | *       | *         | 72.7+       | 2.0-          | 61.3+     |
| SHERIFF        | 88               |            |            | 19          | 16            | 84.21           | 0      | 0      | 0       | 8         | 6           | 4             | 1         |
|                | 87               |            |            | 10          | 7             | 70.00           | 0      | 0      | 0       | 0         | 7           | 3             | 0         |
|                | NUMERICAL CHANGE |            |            | 9+          | 9+            | 14.21+          | 0      | 0      | 0       | 8+        | 1-          | 1+            | 1+        |
|                | PERCENT CHANGE   |            |            | 90.0+       | 128.6+        | 20.3+           |        |        |         | *         | 14.3-       | 33.3+         | *         |
| STATE POLICE   | 88               |            |            | 115         | 45            | 39.13           | 1      | 7      | 0       | 11        | 42          | 46            | 8         |
|                | 87               |            |            | 86          | 27            | 31.39           | 0      | 0      | 1       | 11        | 42          | 28            | 4         |
|                | NUMERICAL CHANGE |            |            | 29+         | 18+           | 7.74+           | 1+     | 7+     | 1-      | 0         | 0           | 18+           | 4+        |
|                | PERCENT CHANGE   |            |            | 33.7+       | 66.7+         | 24.7+           | *      | *      | *       | .0        | .0          | 64.3+         | 100.0+    |
| MUNICIPAL      | 88               | 1,073      | .00        | 0           | 0             | .00             | 0      | 0      | 0       | 0         | 0           | 0             | 0         |
|                | 87               | 1,078      | 2.78       | 3           | 0             | .00             | 0      | 0      | 0       | 0         | 2           | 1             | 0         |
|                | NUMERICAL CHANGE |            | 5-         | 2.78-       | 3-            | .00             | 0      | 0      | 0       | 0         | 2-          | 1-            | 0         |
|                | PERCENT CHANGE   |            | .5-        | .0          | *             |                 |        |        |         |           | *           | *             |           |
| CLAY PD        | 88               | 1,073      | .00        | 0           | 0             | .00             | 0      | 0      | 0       | 0         | 0           | 0             | 0         |
|                | 87               | 1,078      | 2.78       | 3           | 0             | .00             | 0      | 0      | 0       | 0         | 2           | 1             | 0         |
|                | NUMERICAL CHANGE |            | 5-         | 2.78-       | 3-            | .00             | 0      | 0      | 0       | 0         | 2-          | 1-            | 0         |
|                | PERCENT CHANGE   |            | .5-        | .0          | *             |                 |        |        |         |           | *           | *             |           |

100

PART I OFFENSES

WEST VIRGINIA U C R CRIME INDEX REPORT

| IDENTIFIER    |                  | POPULATION | CRIME RATE | TOTAL OFFEN | TOTAL CLEARED | PERCENT CLEARED | MURDER | RAPE  | ROBBERY | FEL ASHLT | BREAK ENTER | LARCENY THEFT | M/V THEFT |       |
|---------------|------------------|------------|------------|-------------|---------------|-----------------|--------|-------|---------|-----------|-------------|---------------|-----------|-------|
| *****         |                  |            |            |             |               |                 |        |       |         |           |             |               |           |       |
| DODDRIDGE CTY | TOTAL            | 88         | 7,247      | 8.83        | 64            | 32              | 50.00  | 0     | 8       | 0         | 5           | 26            | 19        | 6     |
|               |                  | 87         | 7,613      | 5.51        | 42            | 10              | 23.80  | 0     | 0       | 0         | 1           | 18            | 18        | 5     |
|               | NUMERICAL CHANGE |            | 366-       | 3.32+       | 22+           | 22+             | 26.20+ | 0     | 8+      | 0         | 4+          | 8+            | 1+        | 1+    |
|               | PERCENT CHANGE   |            | 4.8-       | 60.3+       | 52.4+         | 220.0+          | 110.1+ | *     | *       | *         | 400.0+      | 44.4+         | 5.6+      | 20.0+ |
| *****         |                  |            |            |             |               |                 |        |       |         |           |             |               |           |       |
| RURAL         |                  | 88         | 7,247      | 8.83        | 64            | 32              | 50.00  | 0     | 8       | 0         | 5           | 26            | 19        | 6     |
|               |                  | 87         | 7,613      | 5.51        | 42            | 10              | 23.80  | 0     | 0       | 0         | 1           | 18            | 18        | 5     |
|               | NUMERICAL CHANGE |            | 366-       | 3.32+       | 22+           | 22+             | 26.20+ | 0     | 8+      | 0         | 4+          | 8+            | 1+        | 1+    |
|               | PERCENT CHANGE   |            | 4.8-       | 60.3+       | 52.4+         | 220.0+          | 110.1+ | *     | *       | *         | 400.0+      | 44.4+         | 5.6+      | 20.0+ |
| SHERIFF       |                  | 88         |            |             | 16            | 1               | 6.25   | 0     | 0       | 0         | 0           | 6             | 9         | 1     |
|               |                  | 87         |            |             | 14            | 2               | 14.28  | 0     | 0       | 0         | 0           | 5             | 7         | 2     |
|               | NUMERICAL CHANGE |            |            |             | 2+            | 1-              | 8.03-  | 0     | 0       | 0         | 0           | 1+            | 2+        | 1-    |
|               | PERCENT CHANGE   |            |            |             | 14.3+         | 50.0-           | 56.2-  |       |         |           |             | 20.0+         | 28.6+     | 50.0- |
| STATE POLICE  |                  | 88         |            |             | 48            | 31              | 64.58  | 0     | 8       | 0         | 5           | 20            | 10        | 5     |
|               |                  | 87         |            |             | 28            | 8               | 28.57  | 0     | 0       | 0         | 1           | 13            | 11        | 3     |
|               | NUMERICAL CHANGE |            |            |             | 20+           | 23+             | 36.01+ | 0     | 8+      | 0         | 4+          | 7+            | 1-        | 2+    |
|               | PERCENT CHANGE   |            |            |             | 71.4+         | 287.5+          | 126.0+ |       | *       | *         | 400.0+      | 53.8+         | 9.1-      | 66.7+ |
| *****         |                  |            |            |             |               |                 |        |       |         |           |             |               |           |       |
| FAYETTE CTY   | TOTAL            | 88         | 53,673     | 13.09       | 703           | 227             | 32.29  | 4     | 14      | 5         | 44          | 191           | 381       | 64    |
|               |                  | 87         | 55,543     | 13.96       | 776           | 215             | 27.70  | 3     | 13      | 11        | 57          | 254           | 394       | 44    |
|               | NUMERICAL CHANGE |            | 1,870-     | .87-        | 73-           | 12+             | 4.59+  | 1+    | 1+      | 6-        | 13-         | 63-           | 13-       | 20+   |
|               | PERCENT CHANGE   |            | 3.4-       | 6.2-        | 9.4-          | 5.6+            | 16.6+  | 33.3+ | 7.7+    | 54.5-     | 22.8-       | 24.8-         | 3.3-      | 45.5+ |
| *****         |                  |            |            |             |               |                 |        |       |         |           |             |               |           |       |
| RURAL         |                  | 88         | 35,227     | 8.88        | 313           | 85              | 27.15  | 2     | 10      | 4         | 26          | 71            | 155       | 45    |
|               |                  | 87         | 36,490     | 11.17       | 408           | 133             | 32.59  | 3     | 12      | 5         | 51          | 137           | 171       | 29    |
|               | NUMERICAL CHANGE |            | 1,263-     | 2.29-       | 95-           | 48-             | 5.44-  | 1-    | 2-      | 1-        | 25-         | 66-           | 16-       | 16+   |
|               | PERCENT CHANGE   |            | 3.5-       | 20.5-       | 23.3-         | 36.1-           | 16.7-  | 33.3- | 16.7-   | 20.0-     | 49.0-       | 48.2-         | 9.4-      | 55.2+ |
| SHERIFF       |                  | 88         |            |             | 131           | 42              | 32.06  | 2     | 4       | 2         | 24          | 34            | 50        | 15    |
|               |                  | 87         |            |             | 237           | 50              | 21.09  | 2     | 7       | 3         | 47          | 76            | 92        | 10    |
|               | NUMERICAL CHANGE |            |            |             | 106-          | 8-              | 10.97+ | 0     | 3-      | 1-        | 23-         | 42-           | 42-       | 5+    |
|               | PERCENT CHANGE   |            |            |             | 44.7-         | 16.0-           | 52.0+  | .0    | 42.9-   | 33.3-     | 48.9-       | 55.3-         | 45.7-     | 50.0+ |
| STATE POLICE  |                  | 88         |            |             | 182           | 43              | 23.62  | 0     | 6       | 2         | 2           | 37            | 105       | 30    |
|               |                  | 87         |            |             | 171           | 83              | 48.53  | 1     | 5       | 2         | 4           | 61            | 79        | 19    |
|               | NUMERICAL CHANGE |            |            |             | 11+           | 40-             | 24.91- | 1-    | 1+      | 0         | 2-          | 24-           | 26+       | 11+   |
|               | PERCENT CHANGE   |            |            |             | 6.4+          | 48.2-           | 51.3-  | *     | 20.0+   | .0        | 50.0-       | 39.3-         | 32.9+     | 57.9+ |
| MUNICIPAL     |                  | 88         | 18,446     | 21.14       | 390           | 142             | 36.41  | 2     | 4       | 1         | 18          | 120           | 226       | 19    |
|               |                  | 87         | 19,053     | 19.31       | 368           | 82              | 22.28  | 0     | 1       | 6         | 6           | 117           | 223       | 15    |
|               | NUMERICAL CHANGE |            | 607-       | 1.83+       | 22+           | 60+             | 14.13+ | 2+    | 3+      | 5-        | 12+         | 3+            | 3+        | 4+    |
|               | PERCENT CHANGE   |            | 3.2-       | 9.5+        | 6.0+          | 73.2+           | 63.4+  | *     | 300.0+  | 83.3-     | 200.0+      | 2.6+          | 1.3+      | 26.7+ |
| ANSTED PD     |                  | 88         | 1,777      | 11.25       | 20            | 4               | 20.00  | 1     | 0       | 0         | 2           | 10            | 6         | 1     |
|               |                  | 87         | 1,839      | 9.24        | 17            | 4               | 23.52  | 0     | 0       | 0         | 0           | 9             | 5         | 3     |
|               | NUMERICAL CHANGE |            | 62-        | 2.01+       | 3+            | 0               | 3.52-  | 1+    | 0       | 0         | 2+          | 1+            | 1+        | 2-    |
|               | PERCENT CHANGE   |            | 3.4-       | 21.8+       | 17.6+         | .0              | 15.0-  | *     | *       | *         | *           | 11.1+         | 20.0+     | 66.7- |



WEST VIRGINIA U C R CRIME INDEX REPORT

| IDENTIFIER         |                  | POPULATION | CRIME RATE | TOTAL OFFEN | TOTAL CLEARED | PERCENT CLEARED | MURDER | RAPE | ROBBERY | FEL ASSSLT | BREAK ENTER | LARCENY THEFT | M/V THEFT |   |
|--------------------|------------------|------------|------------|-------------|---------------|-----------------|--------|------|---------|------------|-------------|---------------|-----------|---|
| FAYETTEVILLE PD    | 88               | 2,187      | 5.02       | 11          | 3             | 27.27           | 0      | 0    | 0       | 0          | 6           | 2             | 3         |   |
|                    | 87               | 2,264      | 3.53       | 8           | 5             | 62.50           | 0      | 0    | 0       | 0          | 6           | 2             | 0         |   |
|                    | NUMERICAL CHANGE | 77-        | 1.49+      | 3+          | 2-            | 35.23-          | 0      | 0    | 0       | 0          | 0           | 0             | 3+        |   |
|                    | PERCENT CHANGE   | 3.4-       | 42.2+      | 37.5+       | 40.0-         | 56.4-           |        |      |         |            | .0          | .0            | *         |   |
| MONTGOMERY PD      | 88               | 2,400      | 14.99      | 36          | 29            | 80.55           | 0      | 0    | 0       | 1          | 9           | 22            | 4         |   |
|                    | 87               | 2,471      | 19.02      | 47          | 6             | 12.76           | 0      | 0    | 1       | 0          | 17          | 28            | 1         |   |
|                    | NUMERICAL CHANGE | 71-        | 4.03-      | 11-         | 23+           | 67.79+          | 0      | 0    | 1-      | 1+         | 8-          | 6-            | 3+        |   |
|                    | PERCENT CHANGE   | 2.9-       | 21.2-      | 23.4-       | 383.3+        | 531.3+          |        | *    | *       | *          | 47.1-       | 21.4-         | 300.0+    |   |
| MOUNT HOPE PD      | 88               | 1,968      | 35.56      | 70          | 26            | 37.14           | 1      | 1    | 0       | 10         | 25          | 31            | 2         |   |
|                    | 87               | 2,037      | 29.94      | 61          | 10            | 16.39           | 0      | 0    | 3       | 2          | 28          | 28            | 0         |   |
|                    | NUMERICAL CHANGE | 69-        | 5.62+      | 9+          | 16+           | 20.75+          | 1+     | 1+   | 3-      | 8+         | 3-          | 3+            | 2+        |   |
|                    | PERCENT CHANGE   | 3.4-       | 18.8+      | 14.8+       | 160.0+        | 126.6+          | *      | *    | *       | 400.0+     | 10.7-       | 10.7+         | *         |   |
| OAK HILL PD        | 88               | 6,963      | 31.45      | 219         | 73            | 33.33           | 0      | 1    | 1       | 4          | 55          | 149           | 9         |   |
|                    | 87               | 7,207      | 28.30      | 204         | 52            | 25.49           | 0      | 1    | 2       | 3          | 46          | 145           | 7         |   |
|                    | NUMERICAL CHANGE | 244-       | 3.15+      | 15+         | 21+           | 7.84+           | 0      | 0    | 1-      | 1+         | 9+          | 4+            | 2+        |   |
|                    | PERCENT CHANGE   | 3.4-       | 11.1+      | 7.4+        | 40.4+         | 30.8+           |        | .0   | 50.0-   | 33.3+      | 19.6+       | 2.8+          | 28.6+     |   |
| SMITHERS PD        | 88               | 1,272      | 17.29      | 22          | 3             | 13.63           | 0      | 0    | 0       | 0          | 13          | 9             | 0         |   |
|                    | 87               | 1,317      | 14.42      | 19          | 1             | 5.26            | 0      | 0    | 0       | 1          | 7           | 8             | 3         |   |
|                    | NUMERICAL CHANGE | 45-        | 2.87+      | 3+          | 2+            | 8.37+           | 0      | 0    | 0       | 1-         | 6+          | 1+            | 3-        |   |
|                    | PERCENT CHANGE   | 3.4-       | 19.9+      | 15.8+       | 200.0+        | 159.1+          |        |      |         | *          | 85.7+       | 12.5+         | *         |   |
| W VA TECH SECURITY | 88               | 896        | 12.27      | 11          | 4             | 36.36           | 0      | 2    | 0       | 1          | 1           | 7             | 0         |   |
|                    | 87               | 900        | 8.88       | 8           | 3             | 37.50           | 0      | 0    | 0       | 0          | 3           | 5             | 0         |   |
|                    | NUMERICAL CHANGE | 4-         | 3.39+      | 3+          | 1+            | 1.14-           | 0      | 2+   | 0       | 1+         | 2-          | 2+            | 0         |   |
|                    | PERCENT CHANGE   | .4-        | 38.2+      | 37.5+       | 33.3+         | 3.0-            |        | *    |         | *          | 66.7-       | 40.0+         |           |   |
| GAULEY BRIDGE PD   | 88               | 983        | 1.01       | 1           | 0             | .00             | 0      | 0    | 0       | 0          | 1           | 0             | 0         |   |
|                    | 87               | 1,018      | 3.92       | 4           | 1             | 25.00           | 0      | 0    | 0       | 0          | 1           | 2             | 1         |   |
|                    | NUMERICAL CHANGE | 35-        | 2.91-      | 3-          | 1-            | 25.00-          | 0      | 0    | 0       | 0          | 0           | 2-            | 1-        |   |
|                    | PERCENT CHANGE   | 3.4-       | 74.2-      | 75.0-       | *             | *               |        |      |         |            | .0          | *             | *         |   |
| *****              |                  |            |            |             |               |                 |        |      |         |            |             |               |           |   |
| GILMER CTY         | TOTAL            | 88         | 7,743      | 9.05        | 70            | 12              | 17.14  | 0    | 1       | 0          | 1           | 34            | 29        | 5 |
|                    | 87               | 8,403      | 8.33       | 70          | 12            | 17.14           | 0      | 0    | 1       | 3          | 26          | 37            | 3         |   |
|                    | NUMERICAL CHANGE | 660-       | .70+       | 0           | 0             | .00             | 0      | 1+   | 1-      | 2-         | 8+          | 8-            | 2+        |   |
|                    | PERCENT CHANGE   | 7.9-       | 8.4+       | .0          | .0            | .0              |        | *    | *       | 66.7-      | 30.8+       | 21.6-         | 66.7+     |   |
| *****              |                  |            |            |             |               |                 |        |      |         |            |             |               |           |   |
| RURAL              | 88               | 5,188      | 6.55       | 34          | 2             | 5.88            | 0      | 1    | 0       | 0          | 23          | 6             | 4         |   |
|                    | 87               | 5,677      | 5.81       | 33          | 6             | 18.18           | 0      | 0    | 0       | 2          | 14          | 14            | 3         |   |
|                    | NUMERICAL CHANGE | 489-       | .74+       | 1+          | 4-            | 12.30-          | 0      | 1+   | 0       | 2-         | 9+          | 8-            | 1+        |   |
|                    | PERCENT CHANGE   | 8.6-       | 12.7+      | 3.0+        | 66.7-         | 67.7-           |        | *    |         | *          | 64.3+       | 57.1-         | 33.3+     |   |
| SHERIFF            | 88               |            |            | 9           | 0             | .00             | 0      | 0    | 0       | 0          | 6           | 2             | 1         |   |
|                    | 87               |            |            | 12          | 1             | 8.33            | 0      | 0    | 0       | 0          | 7           | 2             | 3         |   |
|                    | NUMERICAL CHANGE |            |            | 3-          | 1-            | 8.33-           | 0      | 0    | 0       | 0          | 1-          | 0             | 2-        |   |
|                    | PERCENT CHANGE   |            |            | 25.0-       | *             | *               |        |      |         |            | 14.3-       | .0            | 66.7-     |   |

WEST VIRGINIA U C R CRIME INDEX REPORT

| IDENTIFIER            |       | POPULATION | CRIME RATE | TOTAL OFFEN | TOTAL CLEARED | PERCENT CLEARED | MURDER | RAPE   | ROBBERY | FEL ASSLT | BREAK ENTER | LARCENY THEFT | M/V THEFT |       |       |
|-----------------------|-------|------------|------------|-------------|---------------|-----------------|--------|--------|---------|-----------|-------------|---------------|-----------|-------|-------|
| STATE POLICE          | 88    |            |            | 25          | 2             | 8.00            | 0      | 1      | 0       | 0         | 17          | 4             | 3         |       |       |
|                       | 87    |            |            | 21          | 5             | 23.80           | 0      | 0      | 0       | 2         | 7           | 12            | 0         |       |       |
|                       |       |            |            | 4+          | 3-            | 15.80-          | 0      | 1+     | 0       | 2-        | 10+         | 8-            | 3+        |       |       |
|                       |       |            |            | 19.0+       | 60.0-         | 66.4-           |        | *      |         | *         | 142.9+      | 66.7-         | *         |       |       |
| MUNICIPAL             | 88    | 2,555      | 14.08      | 36          | 10            | 27.77           | 0      | 0      | 0       | 1         | 11          | 23            | 1         |       |       |
|                       | 87    | 2,726      | 13.57      | 37          | 6             | 16.21           | 0      | 0      | 1       | 1         | 12          | 23            | 0         |       |       |
|                       |       |            |            | 171-        | 1-            | 11.56+          | 0      | 0      | 1-      | 0         | 1-          | 0             | 1+        |       |       |
|                       |       |            |            | 6.3-        | 3.8+          | 2.7-            | 66.7+  | 71.3+  | *       | .0        | 8.3-        | .0            | *         |       |       |
| GLENVILLE PD          | 88    | 1,959      | 14.80      | 29          | 8             | 27.58           | 0      | 0      | 0       | 1         | 9           | 18            | 1         |       |       |
|                       | 87    | 2,126      | 16.46      | 35          | 6             | 17.14           | 0      | 0      | 1       | 1         | 12          | 21            | 0         |       |       |
|                       |       |            |            | 167-        | 6-            | 10.44+          | 0      | 0      | 1-      | 0         | 3-          | 3-            | 1+        |       |       |
|                       |       |            |            | 7.9-        | 10.1-         | 17.1-           | 33.3+  | 60.9+  | *       | .0        | 25.0-       | 14.3-         | *         |       |       |
| GLENVILLE ST SECURITY | 88    | 596        | 11.74      | 7           | 2             | 28.57           | 0      | 0      | 0       | 0         | 2           | 5             | 0         |       |       |
|                       | 87    | 600        | 3.33       | 2           | 0             | .00             | 0      | 0      | 0       | 0         | 0           | 2             | 0         |       |       |
|                       |       |            |            | 4-          | 5+            | 28.57+          | 0      | 0      | 0       | 0         | 2+          | 3+            | 0         |       |       |
|                       |       |            |            | .7-         | 252.6+        | 250.0+          | *      | *      |         |           | *           | 150.0+        | *         |       |       |
| *****                 |       |            |            |             |               |                 |        |        |         |           |             |               |           |       |       |
| GRANT CTY             | TOTAL | 88         | 10,820     | 5.36        | 58            | 15              | 25.86  | 2      | 3       | 0         | 1           | 23            | 25        | 4     |       |
|                       | 87    |            | 9,590      | 8.96        | 86            | 20              | 23.25  | 1      | 1       | 1         | 3           | 50            | 23        | 7     |       |
|                       |       |            |            | 1,230+      | 3.60-         | 28-             | 5-     | 2.61+  | 1+      | 2+        | 1-          | 27-           | 2+        | 3-    |       |
|                       |       |            |            | 12.8+       | 40.2-         | 32.6-           | 25.0-  | 11.2+  | 100.0+  | 200.0+    | *           | 66.7-         | 54.0-     | 8.7+  | 42.9- |
| *****                 |       |            |            |             |               |                 |        |        |         |           |             |               |           |       |       |
| RURAL                 | 88    | 8,879      | 4.27       | 38          | 13            | 34.21           | 2      | 3      | 0       | 1         | 15          | 14            | 3         |       |       |
|                       | 87    | 7,870      | 8.76       | 69          | 12            | 17.39           | 1      | 1      | 1       | 1         | 47          | 12            | 6         |       |       |
|                       |       |            |            | 1,009+      | 4.49-         | 31-             | 1+     | 16.82+ | 1+      | 2+        | 1-          | 32-           | 2+        | 3-    |       |
|                       |       |            |            | 12.8+       | 51.3-         | 44.9-           | 8.3+   | 96.7+  | 100.0+  | 200.0+    | *           | .0            | 68.1-     | 16.7+ | 50.0- |
| SHERIFF               | 88    |            |            | 8           | 3             | 37.50           | 0      | 2      | 0       | 0         | 3           | 2             | 1         |       |       |
|                       | 87    |            |            | 30          | 7             | 23.33           | 1      | 0      | 1       | 1         | 23          | 3             | 1         |       |       |
|                       |       |            |            | 22-         | 4-            | 14.17+          | 1-     | 2+     | 1-      | 1-        | 20-         | 1-            | 0         |       |       |
|                       |       |            |            | 73.3-       | 57.1-         | 60.7+           | *      | *      | *       | *         | 87.0-       | 33.3-         | .0        |       |       |
| STATE POLICE          | 88    |            |            | 30          | 10            | 33.33           | 2      | 1      | 0       | 1         | 12          | 12            | 2         |       |       |
|                       | 87    |            |            | 39          | 5             | 12.82           | 0      | 1      | 0       | 0         | 24          | 9             | 5         |       |       |
|                       |       |            |            | 9-          | 5+            | 20.51+          | 2+     | 0      | 0       | 1+        | 12-         | 3+            | 3-        |       |       |
|                       |       |            |            | 23.1-       | 100.0+        | 160.0+          | *      | .0     |         | *         | 50.0-       | 33.3+         | 60.0-     |       |       |
| MUNICIPAL             | 88    | 1,941      | 10.30      | 20          | 2             | 10.00           | 0      | 0      | 0       | 0         | 8           | 11            | 1         |       |       |
|                       | 87    | 1,720      | 9.88       | 17          | 8             | 47.05           | 0      | 0      | 0       | 2         | 3           | 11            | 1         |       |       |
|                       |       |            |            | 221+        | .42+          | 3+              | 6-     | 37.05- | 0       | 0         | 5+          | 0             | 0         |       |       |
|                       |       |            |            | 12.8+       | 4.3+          | 17.6+           | 75.0-  | 78.7-  | *       | 166.7+    | .0          | .0            | .0        |       |       |
| PETERSBURG PD         | 88    | 1,941      | 10.30      | 20          | 2             | 10.00           | 0      | 0      | 0       | 0         | 8           | 11            | 1         |       |       |
|                       | 87    | 1,720      | 9.88       | 17          | 8             | 47.05           | 0      | 0      | 0       | 2         | 3           | 11            | 1         |       |       |
|                       |       |            |            | 221+        | .42+          | 3+              | 6-     | 37.05- | 0       | 0         | 5+          | 0             | 0         |       |       |
|                       |       |            |            | 12.8+       | 4.3+          | 17.6+           | 75.0-  | 78.7-  | *       | 166.7+    | .0          | .0            | .0        |       |       |

WEST VIRGINIA U C R CRIME INDEX REPORT

| IDENTIFIER               |    | POPULATION       | CRIME RATE | TOTAL OFFEN | TOTAL CLEARED | PERCENT CLEARED | MURDER | RAPE   | ROBBERY | FEL ASHLT | BREAK ENTER | LARCENY THEFT | M/V THEFT |
|--------------------------|----|------------------|------------|-------------|---------------|-----------------|--------|--------|---------|-----------|-------------|---------------|-----------|
| *****                    |    |                  |            |             |               |                 |        |        |         |           |             |               |           |
| GREENBRIER CTY TOTAL     | 88 | 34,442           | 8.70       | 300         | 116           | 38.66           | 1      | 10     | 1       | 17        | 116         | 138           | 17        |
|                          | 87 | 36,896           | 7.47       | 276         | 70            | 25.36           | 1      | 2      | 1       | 18        | 127         | 108           | 19        |
|                          |    | NUMERICAL CHANGE | 2,454-     | 1.23+       | 24+           | 46+             | 13.30+ | 0      | 8+      | 0         | 1-          | 11-           | 30+       |
|                          |    | PERCENT CHANGE   | 6.7-       | 16.5+       | 8.7+          | 65.7+           | 52.4+  | .0     | 400.0+  | .0        | 5.6-        | 8.7-          | 27.8+     |
| *****                    |    |                  |            |             |               |                 |        |        |         |           |             |               |           |
| RURAL                    | 88 | 24,326           | 10.48      | 255         | 92            | 36.07           | 1      | 8      | 1       | 16        | 102         | 114           | 13        |
|                          | 87 | 26,060           | 9.13       | 238         | 59            | 24.78           | 0      | 1      | 1       | 17        | 104         | 98            | 17        |
|                          |    | NUMERICAL CHANGE | 1,734-     | 1.35+       | 17+           | 33+             | 11.29+ | 1+     | 7+      | 0         | 1-          | 2-            | 16+       |
|                          |    | PERCENT CHANGE   | 6.7-       | 14.8+       | 7.1+          | 55.9+           | 45.6+  | *      | 700.0+  | .0        | 5.9-        | 1.9-          | 16.3+     |
| SHERIFF                  | 88 |                  |            | 72          | 8             | 11.11           | 0      | 4      | 0       | 4         | 29          | 31            | 4         |
|                          | 87 |                  |            | 69          | 9             | 13.04           | 0      | 0      | 0       | 5         | 35          | 25            | 4         |
|                          |    | NUMERICAL CHANGE |            | 3+          | 1-            | 1.93-           | 0      | 4+     | 0       | 1-        | 6-          | 6+            | 0         |
|                          |    | PERCENT CHANGE   |            | 4.3+        | 11.1-         | 14.8-           |        | *      |         | 20.0-     | 17.1-       | 24.0+         | .0        |
| STATE POLICE             | 88 |                  |            | 183         | 84            | 45.90           | 1      | 4      | 1       | 12        | 73          | 83            | 9         |
|                          | 87 |                  |            | 169         | 50            | 29.58           | 0      | 1      | 1       | 12        | 69          | 73            | 13        |
|                          |    | NUMERICAL CHANGE |            | 14+         | 34+           | 16.32+          | 1+     | 3+     | 0       | 0         | 4+          | 10+           | 4-        |
|                          |    | PERCENT CHANGE   |            | 8.3+        | 68.0+         | 55.2+           | *      | 300.0+ | .0      | .0        | 5.8+        | 13.7+         | 30.8-     |
| MUNICIPAL                | 88 | 10,116           | 4.44       | 45          | 24            | 53.33           | 0      | 2      | 0       | 1         | 14          | 24            | 4         |
|                          | 87 | 10,836           | 3.50       | 38          | 11            | 28.94           | 1      | 1      | 0       | 1         | 23          | 10            | 2         |
|                          |    | NUMERICAL CHANGE | 720-       | .94+        | 7+            | 13+             | 24.39+ | 1-     | 1+      | 0         | 9-          | 14+           | 2+        |
|                          |    | PERCENT CHANGE   | 6.6-       | 26.9+       | 18.4+         | 118.2+          | 84.3+  | *      | 100.0+  | .0        | 39.1-       | 140.0+        | 100.0+    |
| LEWISBURG PD             | 88 | 2,981            | 6.37       | 19          | 12            | 63.15           | 0      | 1      | 0       | 0         | 6           | 8             | 4         |
|                          | 87 | 3,193            | 1.87       | 6           | 3             | 50.00           | 0      | 0      | 0       | 1         | 3           | 0             | 2         |
|                          |    | NUMERICAL CHANGE | 212-       | 4.50+       | 13+           | 9+              | 13.15+ | 0      | 1+      | 0         | 1-          | 3+            | 8+        |
|                          |    | PERCENT CHANGE   | 6.6-       | 240.6+      | 216.7+        | 300.0+          | 26.3+  | *      | *       | *         | 100.0+      | *             | 100.0+    |
| RAINELLE PD              | 88 | 1,828            | 3.28       | 6           | 0             | .00             | 0      | 0      | 0       | 0         | 1           | 5             | 0         |
|                          | 87 | 1,958            | 4.08       | 8           | 0             | .00             | 0      | 0      | 0       | 0         | 3           | 5             | 0         |
|                          |    | NUMERICAL CHANGE | 130-       | .80-        | 2-            | 0               | .00    | 0      | 0       | 0         | 2-          | 0             | 0         |
|                          |    | PERCENT CHANGE   | 6.6-       | 19.6-       | 25.0-         |                 |        |        |         |           | 66.7-       | .0            |           |
| RONCEVERTE PD            | 88 | 2,261            | 7.96       | 18          | 11            | 61.11           | 0      | 1      | 0       | 1         | 6           | 10            | 0         |
|                          | 87 | 2,422            | 8.67       | 21          | 7             | 33.33           | 0      | 1      | 0       | 0         | 15          | 5             | 0         |
|                          |    | NUMERICAL CHANGE | 161-       | .71-        | 3-            | 4+              | 27.78+ | 0      | 0       | 0         | 1+          | 9-            | 5+        |
|                          |    | PERCENT CHANGE   | 6.6-       | 8.2-        | 14.3-         | 57.1+           | 83.3+  |        | .0      | *         | 60.0-       | 100.0+        |           |
| WHITE SULPHUR SPRINGS PD | 88 | 3,046            | .65        | 2           | 1             | 50.00           | 0      | 0      | 0       | 0         | 1           | 1             | 0         |
|                          | 87 | 3,263            | .91        | 3           | 1             | 33.33           | 1      | 0      | 0       | 0         | 2           | 0             | 0         |
|                          |    | NUMERICAL CHANGE | 217-       | .26-        | 1-            | 0               | 16.67+ | 1-     | 0       | 0         | 1-          | 1+            | 0         |
|                          |    | PERCENT CHANGE   | 6.7-       | 28.6-       | 33.3-         | .0              | 50.0+  | *      |         |           | 50.0-       | *             |           |
| *****                    |    |                  |            |             |               |                 |        |        |         |           |             |               |           |
| HAMPSHIRE CTY TOTAL      | 88 | 15,784           | 19.89      | 314         | 68            | 21.65           | 2      | 1      | 0       | 21        | 144         | 135           | 11        |
|                          | 87 | 16,016           | 16.48      | 264         | 70            | 26.51           | 0      | 5      | 1       | 20        | 143         | 82            | 13        |
|                          |    | NUMERICAL CHANGE | 232-       | 3.41+       | 50+           | 2-              | 4.86-  | 2+     | 4-      | 1-        | 1+          | 53+           | 2-        |
|                          |    | PERCENT CHANGE   | 1.4-       | 20.7+       | 18.9+         | 2.9-            | 18.3-  | *      | 80.0-   | *         | 5.0+        | 7+            | 64.6+     |
| *****                    |    |                  |            |             |               |                 |        |        |         |           |             |               |           |

WEST VIRGINIA U C R CRIME INDEX REPORT

| IDENTIFIER   |                  | POPULATION | CRIME RATE | TOTAL OFFEN | TOTAL CLEARED | PERCENT CLEARED | MURDER | RAPE  | ROBBERY | FEL ASSLT | BREAK ENTER | LARCENY THEFT | M/V THEFT |      |
|--------------|------------------|------------|------------|-------------|---------------|-----------------|--------|-------|---------|-----------|-------------|---------------|-----------|------|
| RURAL        | 88               | 13,864     | 17.52      | 243         | 53            | 21.81           | 2      | 1     | 0       | 21        | 105         | 107           | 7         |      |
|              | 87               | 14,068     | 15.92      | 224         | 67            | 29.91           | 0      | 4     | 1       | 20        | 115         | 75            | 9         |      |
|              | NUMERICAL CHANGE | 204-       | 1.60+      | 19+         | 14-           | 8.10-           | 2+     | 3-    | 1-      | 1+        | 10-         | 32+           | 2-        |      |
|              | PERCENT CHANGE   | 1.5-       | 10.1+      | 8.5+        | 20.9-         | 27.1-           | *      | 75.0- | *       | 5.0+      | 8.7-        | 42.7+         | 22.2-     |      |
| SHERIFF      | 88               |            |            | 104         | 33            | 31.73           | 1      | 0     | 0       | 17        | 42          | 41            | 3         |      |
|              | 87               |            |            | 111         | 28            | 25.22           | 0      | 2     | 0       | 15        | 57          | 33            | 4         |      |
|              | NUMERICAL CHANGE |            |            | 7-          | 5+            | 6.51+           | 1+     | 2-    | 0       | 2+        | 15-         | 8+            | 1-        |      |
|              | PERCENT CHANGE   |            |            | 6.3-        | 17.9+         | 25.8+           | *      | *     |         | 13.3+     | 26.3-       | 24.2+         | 25.0-     |      |
| STATE POLICE | 88               |            |            | 139         | 20            | 14.38           | 1      | 1     | 0       | 4         | 63          | 66            | 4         |      |
|              | 87               |            |            | 113         | 39            | 34.51           | 0      | 2     | 1       | 5         | 58          | 42            | 5         |      |
|              | NUMERICAL CHANGE |            |            | 26+         | 19-           | 20.13-          | 1+     | 1-    | 1-      | 1-        | 5+          | 24+           | 1-        |      |
|              | PERCENT CHANGE   |            |            | 23.0+       | 48.7-         | 58.3-           | *      | 50.0- | *       | 20.0-     | 8.6+        | 57.1+         | 20.0-     |      |
| MUNICIPAL    | 88               | 1,920      | 36.97      | 71          | 15            | 21.12           | 0      | 0     | 0       | 0         | 39          | 28            | 4         |      |
|              | 87               | 1,948      | 20.53      | 40          | 3             | 7.50            | 0      | 1     | 0       | 0         | 28          | 7             | 4         |      |
|              | NUMERICAL CHANGE | 28-        | 16.44+     | 31+         | 12+           | 13.62+          | 0      | 1-    | 0       | 0         | 11+         | 21+           | 0         |      |
|              | PERCENT CHANGE   | 1.4-       | 80.1+      | 77.5+       | 400.0+        | 181.6+          |        | *     |         |           | 39.3+       | 300.0+        | .0        |      |
| ROMNEY PD    | 88               | 1,920      | 36.97      | 71          | 15            | 21.12           | 0      | 0     | 0       | 0         | 39          | 28            | 4         |      |
|              | 87               | 1,948      | 20.53      | 40          | 3             | 7.50            | 0      | 1     | 0       | 0         | 28          | 7             | 4         |      |
|              | NUMERICAL CHANGE | 28-        | 16.44+     | 31+         | 12+           | 13.62+          | 0      | 1-    | 0       | 0         | 11+         | 21+           | 0         |      |
|              | PERCENT CHANGE   | 1.4-       | 80.1+      | 77.5+       | 400.0+        | 181.6+          |        | *     |         |           | 39.3+       | 300.0+        | .0        |      |
| *****        |                  |            |            |             |               |                 |        |       |         |           |             |               |           |      |
| HANCOCK CTY  | TOTAL            | 88         | 40,879     | 17.34       | 709           | 151             | 21.29  | 1     | 3       | 9         | 14          | 242           | 393       | 47   |
|              | 87               |            | 42,788     | 11.33       | 485           | 68              | 14.02  | 0     | 1       | 12        | 14          | 178           | 234       | 46   |
|              | NUMERICAL CHANGE |            | 1,909-     | 6.01+       | 224+          | 83+             | 7.27+  | 1+    | 2+      | 3-        | 0           | 64+           | 159+      | 1+   |
|              | PERCENT CHANGE   |            | 4.5-       | 53.0+       | 46.2+         | 122.1+          | 51.9+  | *     | 200.0+  | 25.0-     | .0          | 36.0+         | 67.9+     | 2.2+ |
| *****        |                  |            |            |             |               |                 |        |       |         |           |             |               |           |      |
| RURAL        | 88               | 13,921     | 13.21      | 184         | 21            | 11.41           | 1      | 1     | 2       | 3         | 90          | 75            | 12        |      |
|              | 87               | 14,602     | 9.38       | 137         | 12            | 8.75            | 0      | 0     | 2       | 9         | 61          | 50            | 15        |      |
|              | NUMERICAL CHANGE |            | 681-       | 3.83+       | 47+           | 9+              | 2.66+  | 1+    | 1+      | 0         | 6-          | 29+           | 3-        |      |
|              | PERCENT CHANGE   |            | 4.7-       | 40.8+       | 34.3+         | 75.0+           | 30.4+  | *     | *       | .0        | 66.7-       | 47.5+         | 20.0-     |      |
| SHERIFF      | 88               |            |            | 178         | 20            | 11.23           | 1      | 1     | 2       | 3         | 89          | 71            | 11        |      |
|              | 87               |            |            | 128         | 11            | 8.59            | 0      | 0     | 2       | 9         | 58          | 44            | 15        |      |
|              | NUMERICAL CHANGE |            |            | 50+         | 9+            | 2.64+           | 1+     | 1+    | 0       | 6-        | 31+         | 27+           | 4-        |      |
|              | PERCENT CHANGE   |            |            | 39.1+       | 81.8+         | 30.7+           | *      | *     | .0      | 66.7-     | 53.4+       | 61.4+         | 26.7-     |      |
| STATE POLICE | 88               |            |            | 6           | 1             | 16.66           | 0      | 0     | 0       | 0         | 1           | 4             | 1         |      |
|              | 87               |            |            | 9           | 1             | 11.11           | 0      | 0     | 0       | 0         | 3           | 6             | 0         |      |
|              | NUMERICAL CHANGE |            |            | 3-          | 0             | 5.55+           | 0      | 0     | 0       | 0         | 2-          | 2-            | 1+        |      |
|              | PERCENT CHANGE   |            |            | 33.3-       | .0            | 50.0+           |        |       |         |           | 66.7-       | 33.3-         | *         |      |
| MUNICIPAL    | 88               | 26,958     | 19.47      | 525         | 130           | 24.76           | 0      | 2     | 7       | 11        | 152         | 318           | 35        |      |
|              | 87               | 28,186     | 12.34      | 348         | 56            | 16.09           | 0      | 1     | 10      | 5         | 117         | 184           | 31        |      |
|              | NUMERICAL CHANGE |            | 1,228-     | 7.13+       | 177+          | 74+             | 8.67+  | 0     | 1+      | 3-        | 6+          | 35+           | 4+        |      |
|              | PERCENT CHANGE   |            | 4.4-       | 57.8+       | 50.9+         | 132.1+          | 53.9+  |       | 100.0+  | 30.0-     | 120.0+      | 29.9+         | 12.9+     |      |

WEST VIRGINIA U C R CRIME INDEX REPORT

| IDENTIFIER         |                  | POPULATION | CRIME RATE | TOTAL OFFEN | TOTAL CLEARED | PERCENT CLEARED | MURDER | RAPE   | ROBBERY | FEL ASSLT | BREAK ENTER | LARCENY THEFT | M/V THEFT |
|--------------------|------------------|------------|------------|-------------|---------------|-----------------|--------|--------|---------|-----------|-------------|---------------|-----------|
| CHESTER PD         | 88               | 3,007      | 16.29      | 49          | 2             | 4.08            | 0      | 0      | 0       | 0         | 18          | 26            | 5         |
|                    | 87               | 3,154      | 11.73      | 37          | 0             | .00             | 0      | 0      | 0       | 0         | 14          | 18            | 5         |
|                    | NUMERICAL CHANGE | 147-       | 4.56+      | 12+         | 2+            | 4.08+           | 0      | 0      | 0       | 0         | 4+          | 8+            | 0         |
|                    | PERCENT CHANGE   | 4.7-       | 38.9+      | 32.4+       | *             | *               |        |        |         |           | 28.6+       | 44.4+         | .0        |
| WEIRTON PD         | 88               | 22,358     | 20.43      | 457         | 127           | 27.78           | 0      | 2      | 7       | 11        | 120         | 288           | 29        |
|                    | 87               | 23,361     | 13.09      | 306         | 54            | 17.64           | 0      | 1      | 10      | 5         | 98          | 166           | 26        |
|                    | NUMERICAL CHANGE | 1,003-     | 7.34+      | 151+        | 73+           | 10.14+          | 0      | 1+     | 3-      | 6+        | 22+         | 122+          | 3+        |
|                    | PERCENT CHANGE   | 4.3-       | 56.1+      | 49.3+       | 135.2+        | 57.5+           |        | 100.0+ | 30.0-   | 120.0+    | 22.4+       | 73.5+         | 11.5+     |
| NEW CUMBERLAND PD  | 88               | 1,593      | 11.92      | 19          | 1             | 5.26            | 0      | 0      | 0       | 0         | 14          | 4             | 1         |
|                    | 87               | 1,671      | 2.99       | 5           | 2             | 40.00           | 0      | 0      | 0       | 0         | 5           | 0             | 0         |
|                    | NUMERICAL CHANGE | 78-        | 8.93+      | 14+         | 1-            | 34.74-          | 0      | 0      | 0       | 0         | 9+          | 4+            | 1+        |
|                    | PERCENT CHANGE   | 4.7-       | 298.7+     | 280.0+      | 50.0-         | 86.9-           |        |        |         |           | 180.0+      | *             | *         |
| *****              |                  |            |            |             |               |                 |        |        |         |           |             |               |           |
| HARDY CTY TOTAL    | 88               | 10,423     | 6.04       | 63          | 29            | 46.03           | 0      | 4      | 1       | 2         | 32          | 19            | 5         |
|                    | 87               | 9,886      | 10.82      | 107         | 58            | 54.20           | 1      | 3      | 0       | 5         | 59          | 35            | 4         |
|                    | NUMERICAL CHANGE | 537+       | 4.78-      | 44-         | 29-           | 8.17-           | 1-     | 1+     | 1+      | 3-        | 27-         | 16-           | 1+        |
|                    | PERCENT CHANGE   | 5.4+       | 44.2-      | 41.1-       | 50.0-         | 15.1-           | *      | 33.3+  | *       | 60.0-     | 45.8-       | 45.7-         | 25.0+     |
| *****              |                  |            |            |             |               |                 |        |        |         |           |             |               |           |
| RURAL              | 88               | 8,234      | 6.55       | 54          | 24            | 44.44           | 0      | 4      | 1       | 2         | 25          | 18            | 4         |
|                    | 87               | 7,810      | 12.80      | 100         | 58            | 58.00           | 1      | 3      | 0       | 5         | 56          | 33            | 2         |
|                    | NUMERICAL CHANGE | 424+       | 6.25-      | 46-         | 34-           | 13.56-          | 1-     | 1+     | 1+      | 3-        | 31-         | 15-           | 2+        |
|                    | PERCENT CHANGE   | 5.4+       | 48.8-      | 46.0-       | 58.6-         | 23.4-           | *      | 33.3+  | *       | 60.0-     | 55.4-       | 45.5-         | 100.0+    |
| SHERIFF            | 88               |            |            | 8           | 2             | 25.00           | 0      | 1      | 0       | 0         | 3           | 2             | 2         |
|                    | 87               |            |            | 8           | 2             | 25.00           | 0      | 0      | 0       | 1         | 5           | 2             | 0         |
|                    | NUMERICAL CHANGE |            |            | 0           | 0             | .00             | 0      | 1+     | 0       | 1-        | 2-          | 0             | 2+        |
|                    | PERCENT CHANGE   |            |            | .0          | .0            | .0              |        | *      |         | *         | 40.0-       | .0            | *         |
| STATE POLICE       | 88               |            |            | 46          | 22            | 47.82           | 0      | 3      | 1       | 2         | 22          | 16            | 2         |
|                    | 87               |            |            | 92          | 56            | 60.86           | 1      | 3      | 0       | 4         | 51          | 31            | 2         |
|                    | NUMERICAL CHANGE |            |            | 46-         | 34-           | 13.04-          | 1-     | 0      | 1+      | 2-        | 29-         | 15-           | 0         |
|                    | PERCENT CHANGE   |            |            | 50.0-       | 60.7-         | 21.4-           | *      | .0     | *       | 50.0-     | 56.9-       | 48.4-         | .0        |
| MUNICIPAL          | 88               | 2,189      | 4.11       | 9           | 5             | 55.55           | 0      | 0      | 0       | 0         | 7           | 1             | 1         |
|                    | 87               | 2,076      | 3.37       | 7           | 0             | .00             | 0      | 0      | 0       | 0         | 3           | 2             | 2         |
|                    | NUMERICAL CHANGE | 113+       | .74+       | 2+          | 5+            | 55.55+          | 0      | 0      | 0       | 0         | 4+          | 1-            | 1-        |
|                    | PERCENT CHANGE   | 5.4+       | 22.0+      | 28.6+       | *             | *               |        |        |         |           | 133.3+      | 50.0-         | 50.0-     |
| MOOREFIELD PD      | 88               | 2,189      | 4.11       | 9           | 5             | 55.55           | 0      | 0      | 0       | 0         | 7           | 1             | 1         |
|                    | 87               | 2,076      | 3.37       | 7           | 0             | .00             | 0      | 0      | 0       | 0         | 3           | 2             | 2         |
|                    | NUMERICAL CHANGE | 113+       | .74+       | 2+          | 5+            | 55.55+          | 0      | 0      | 0       | 0         | 4+          | 1-            | 1-        |
|                    | PERCENT CHANGE   | 5.4+       | 22.0+      | 28.6+       | *             | *               |        |        |         |           | 133.3+      | 50.0-         | 50.0-     |
| *****              |                  |            |            |             |               |                 |        |        |         |           |             |               |           |
| HARRISON CTY TOTAL | 88               | 74,252     | 18.84      | 1400        | 587           | 41.92           | 2      | 3      | 11      | 53        | 268         | 971           | 92        |
|                    | 87               | 74,346     | 21.66      | 1611        | 613           | 38.05           | 5      | 84     | 17      | 38        | 278         | 1086          | 103       |
|                    | NUMERICAL CHANGE | 94-        | 2.82-      | 211-        | 26-           | 3.87+           | 3-     | 81-    | 6-      | 15+       | 10-         | 115-          | 11-       |
|                    | PERCENT CHANGE   | .1-        | 13.0-      | 13.1-       | 4.2-          | 10.2+           | 60.0-  | 96.4-  | 35.3-   | 39.5+     | 3.6-        | 10.6-         | 10.7-     |
| *****              |                  |            |            |             |               |                 |        |        |         |           |             |               |           |

WEST VIRGINIA U C R CRIME INDEX REPORT

| IDENTIFIER     |                  | POPULATION | CRIME RATE | TOTAL OFFEN | TOTAL CLEARED | PERCENT CLEARED | MURDER | RAPE  | ROBBERY | FEL ASSLT | BREAK ENTER | LARCENY THEFT | M/V THEFT |
|----------------|------------------|------------|------------|-------------|---------------|-----------------|--------|-------|---------|-----------|-------------|---------------|-----------|
| RURAL          | 88               | 37,068     | 10.73      | 398         | 109           | 27.38           | 1      | 1     | 2       | 21        | 125         | 202           | 46        |
|                | 87               | 37,115     | 12.14      | 451         | 139           | 30.82           | 4      | 80    | 3       | 20        | 127         | 170           | 47        |
|                | NUMERICAL CHANGE | 47-        | 1.41-      | 53-         | 30-           | 3.44-           | 3-     | 79-   | 1-      | 1+        | 2-          | 32+           | 1-        |
|                | PERCENT CHANGE   | .1-        | 11.6-      | 11.8-       | 21.6-         | 11.2-           | 75.0-  | 98.8- | 33.3-   | 5.0+      | 1.6-        | 18.8+         | 2.1-      |
| SHERIFF        | 88               |            |            | 288         | 71            | 24.65           | 1      | 1     | 2       | 16        | 76          | 163           | 29        |
|                | 87               |            |            | 238         | 33            | 13.86           | 4      | 3     | 3       | 13        | 64          | 128           | 23        |
|                | NUMERICAL CHANGE |            |            | 50+         | 38+           | 10.79+          | 3-     | 2-    | 1-      | 3+        | 12+         | 35+           | 6+        |
|                | PERCENT CHANGE   |            |            | 21.0+       | 115.2+        | 77.8+           | 75.0-  | 66.7- | 33.3-   | 23.1+     | 18.8+       | 27.3+         | 26.1+     |
| STATE POLICE   | 88               |            |            | 110         | 38            | 34.54           | 0      | 0     | 0       | 5         | 49          | 39            | 17        |
|                | 87               |            |            | 213         | 106           | 49.76           | 0      | 77    | 0       | 7         | 63          | 42            | 24        |
|                | NUMERICAL CHANGE |            |            | 103-        | 68-           | 15.22-          | 0      | 77-   | 0       | 2-        | 14-         | 3-            | 7-        |
|                | PERCENT CHANGE   |            |            | 48.4-       | 64.2-         | 30.6-           |        | *     |         | 28.6-     | 22.2-       | 7.1-          | 29.2-     |
| MUNICIPAL      | 88               | 37,184     | 26.94      | 1002        | 478           | 47.70           | 1      | 2     | 9       | 32        | 143         | 769           | 46        |
|                | 87               | 37,231     | 31.14      | 1160        | 474           | 40.86           | 1      | 4     | 14      | 18        | 151         | 916           | 56        |
|                | NUMERICAL CHANGE | 47-        | 4.20-      | 158-        | 4+            | 6.84+           | 0      | 2-    | 5-      | 14+       | 8-          | 147-          | 10-       |
|                | PERCENT CHANGE   | .1-        | 13.5-      | 13.6-       | .8+           | 16.7+           | .0     | 50.0- | 35.7-   | 77.8+     | 5.3-        | 16.0-         | 17.9-     |
| BRIDGEPORT PD  | 88               | 6,477      | 63.91      | 414         | 257           | 62.07           | 0      | 1     | 3       | 2         | 36          | 363           | 9         |
|                | 87               | 6,485      | 63.53      | 412         | 280           | 67.96           | 0      | 0     | 2       | 2         | 16          | 381           | 11        |
|                | NUMERICAL CHANGE | 8-         | .38+       | 2+          | 23-           | 5.89-           | 0      | 1+    | 1+      | 0         | 20+         | 18-           | 2-        |
|                | PERCENT CHANGE   | .1-        | .6+        | .5+         | 8.2-          | 8.7-            |        | *     | 50.0+   | .0        | 125.0+      | 4.7-          | 18.2-     |
| CLARKSBURG PD  | 88               | 19,708     | 24.30      | 479         | 182           | 37.99           | 1      | 1     | 4       | 30        | 75          | 340           | 28        |
|                | 87               | 19,733     | 31.36      | 619         | 149           | 24.07           | 1      | 4     | 12      | 16        | 97          | 453           | 36        |
|                | NUMERICAL CHANGE | 25-        | 7.06-      | 140-        | 33+           | 13.92+          | 0      | 3-    | 8-      | 14+       | 22-         | 113-          | 8-        |
|                | PERCENT CHANGE   | .1-        | 22.5-      | 22.6-       | 22.1+         | 57.8+           | .0     | 75.0- | 66.7-   | 87.5+     | 22.7-       | 24.9-         | 22.2-     |
| SALEM PD       | 88               | 2,390      | 14.64      | 35          | 12            | 34.28           | 0      | 0     | 1       | 0         | 14          | 20            | 0         |
|                | 87               | 2,393      | 20.89      | 50          | 11            | 22.00           | 0      | 0     | 0       | 0         | 20          | 28            | 2         |
|                | NUMERICAL CHANGE | 3-         | 6.25-      | 15-         | 1+            | 12.28+          | 0      | 0     | 1+      | 0         | 6-          | 8-            | 2-        |
|                | PERCENT CHANGE   | .1-        | 29.9-      | 30.0-       | 9.1+          | 55.8+           |        |       | *       |           | 30.0-       | 28.6-         | *         |
| SHINNSTON PD   | 88               | 2,873      | 3.48       | 10          | 9             | 90.00           | 0      | 0     | 0       | 0         | 1           | 9             | 0         |
|                | 87               | 2,877      | 4.51       | 13          | 12            | 92.30           | 0      | 0     | 0       | 0         | 1           | 9             | 3         |
|                | NUMERICAL CHANGE | 4-         | 1.03-      | 3-          | 3-            | 2.30-           | 0      | 0     | 0       | 0         | 0           | 0             | 3-        |
|                | PERCENT CHANGE   | .1-        | 22.8-      | 23.1-       | 25.0-         | 2.5-            |        |       |         |           | .0          | .0            | *         |
| STONEWOOD PD   | 88               | 2,063      | 12.11      | 25          | 1             | 4.00            | 0      | 0     | 0       | 0         | 7           | 16            | 2         |
|                | 87               | 2,066      | 10.16      | 21          | 2             | 9.52            | 0      | 0     | 0       | 0         | 7           | 13            | 1         |
|                | NUMERICAL CHANGE | 3-         | 1.95+      | 4+          | 1-            | 5.52-           | 0      | 0     | 0       | 0         | 0           | 3+            | 1+        |
|                | PERCENT CHANGE   | .1-        | 19.2+      | 19.0+       | 50.0-         | 58.0-           |        |       |         |           | .0          | 23.1+         | 100.0+    |
| ANMOORE PD     | 88               | 958        | 4.17       | 4           | 0             | .00             | 0      | 0     | 0       | 0         | 1           | 3             | 0         |
|                | 87               | 959        | 9.38       | 9           | 4             | 44.44           | 0      | 0     | 0       | 0         | 3           | 5             | 1         |
|                | NUMERICAL CHANGE | 1-         | 5.21-      | 5-          | 4-            | 44.44-          | 0      | 0     | 0       | 0         | 2-          | 2-            | 1-        |
|                | PERCENT CHANGE   | .1-        | 55.5-      | 55.6-       | *             | *               |        |       |         |           | 66.7-       | 40.0-         | *         |
| NUTTER FORT PD | 88               | 1,787      | 19.02      | 34          | 16            | 47.05           | 0      | 0     | 1       | 0         | 8           | 18            | 7         |
|                | 87               | 1,789      | 19.00      | 34          | 16            | 47.05           | 0      | 0     | 0       | 0         | 5           | 27            | 2         |
|                | NUMERICAL CHANGE | 2-         | .02+       | 0           | 0             | .00             | 0      | 0     | 1+      | 0         | 3+          | 9-            | 5+        |
|                | PERCENT CHANGE   | .1-        | .1+        | .0          | .0            | .0              |        |       | *       |           | 60.0+       | 33.3-         | 250.0+    |

WEST VIRGINIA U C R CRIME INDEX REPORT

| IDENTIFIER    |       | POPULATION | CRIME RATE       | TOTAL OFFEN | TOTAL CLEARED | PERCENT CLEARED | MURDER | RAPE    | ROBBERY | FEL ASHLT | BREAK ENTER | LARCENY THEFT | M/V THEFT |       |       |
|---------------|-------|------------|------------------|-------------|---------------|-----------------|--------|---------|---------|-----------|-------------|---------------|-----------|-------|-------|
| LUMBERPORT PD | 88    | 928        | 1.07             | 1           | 1             | 100.00          | 0      | 0       | 0       | 0         | 1           | 0             | 0         |       |       |
|               | 87    | 929        | 2.15             | 2           | 0             | .00             | 0      | 0       | 0       | 0         | 2           | 0             | 0         |       |       |
|               |       |            | NUMERICAL CHANGE | 1-          | 1.08-         | 1-              | 1+     | 100.00+ | 0       | 0         | 1-          | 0             | 0         |       |       |
|               |       |            | PERCENT CHANGE   | .1-         | 50.2-         | 50.0-           | *      | *       | *       | *         | 50.0-       | 0             | 0         |       |       |
| *****         |       |            |                  |             |               |                 |        |         |         |           |             |               |           |       |       |
| JACKSON CTY   | TOTAL | 88         | 25,512           | 9.64        | 246           | 72              | 29.26  | 1       | 3       | 0         | 6           | 62            | 151       | 23    |       |
|               |       | 87         | 26,001           | 9.65        | 251           | 77              | 30.67  | 0       | 1       | 2         | 5           | 74            | 142       | 27    |       |
|               |       |            | NUMERICAL CHANGE | 489-        | .01-          | 5-              | 5-     | 1.41-   | 1+      | 2+        | 2-          | 1+            | 12-       | 9+    | 4-    |
|               |       |            | PERCENT CHANGE   | 1.9-        | .1-           | 2.0-            | 6.5-   | 4.6-    | *       | 200.0+    | *           | 20.0+         | 16.2-     | 6.3+  | 14.8- |
| *****         |       |            |                  |             |               |                 |        |         |         |           |             |               |           |       |       |
| RURAL         |       | 88         | 18,730           | 6.99        | 131           | 35              | 26.71  | 1       | 3       | 0         | 5           | 46            | 62        | 14    |       |
|               |       | 87         | 19,090           | 6.39        | 122           | 35              | 28.68  | 0       | 0       | 2         | 5           | 55            | 47        | 13    |       |
|               |       |            | NUMERICAL CHANGE | 360-        | .60+          | 9+              | 0      | 1.97-   | 1+      | 3+        | 2-          | 0             | 9-        | 15+   | 1+    |
|               |       |            | PERCENT CHANGE   | 1.9-        | 9.4+          | 7.4+            | .0     | 6.9-    | *       | *         | *           | .0            | 16.4-     | 31.9+ | 7.7+  |
| SHERIFF       |       | 88         |                  |             | 73            | 14              | 19.17  | 0       | 2       | 0         | 2           | 29            | 33        | 7     |       |
|               |       | 87         |                  |             | 76            | 22              | 28.94  | 0       | 0       | 1         | 5           | 35            | 27        | 8     |       |
|               |       |            | NUMERICAL CHANGE |             | 3-            | 8-              | 9.77-  | 0       | 2+      | 1-        | 3-          | 6-            | 6+        | 1-    |       |
|               |       |            | PERCENT CHANGE   |             | 3.9-          | 36.4-           | 33.8-  | *       | *       | *         | 60.0-       | 17.1-         | 22.2+     | 12.5- |       |
| STATE POLICE  |       | 88         |                  |             | 58            | 21              | 36.20  | 1       | 1       | 0         | 3           | 17            | 29        | 7     |       |
|               |       | 87         |                  |             | 46            | 13              | 28.26  | 0       | 0       | 1         | 0           | 20            | 20        | 5     |       |
|               |       |            | NUMERICAL CHANGE |             | 12+           | 8+              | 7.94+  | 1+      | 1+      | 1-        | 3+          | 3-            | 9+        | 2+    |       |
|               |       |            | PERCENT CHANGE   |             | 26.1+         | 61.5+           | 28.1+  | *       | *       | *         | *           | 15.0-         | 45.0+     | 40.0+ |       |
| MUNICIPAL     |       | 88         | 6,782            | 16.95       | 115           | 37              | 32.17  | 0       | 0       | 0         | 1           | 16            | 89        | 9     |       |
|               |       | 87         | 6,911            | 18.66       | 129           | 42              | 32.55  | 0       | 1       | 0         | 0           | 19            | 95        | 14    |       |
|               |       |            | NUMERICAL CHANGE | 129-        | 1.71-         | 14-             | 5-     | .38-    | 0       | 1-        | 0           | 1+            | 3-        | 6-    | 5-    |
|               |       |            | PERCENT CHANGE   | 1.9-        | 9.2-          | 10.9-           | 11.9-  | 1.2-    | *       | *         | *           | 15.8-         | 6.3-      | 35.7- |       |
| RAVENSWOOD PD |       | 88         | 3,522            | 13.34       | 47            | 23              | 48.93  | 0       | 0       | 0         | 0           | 4             | 42        | 1     |       |
|               |       | 87         | 3,589            | 13.37       | 48            | 31              | 64.58  | 0       | 1       | 0         | 0           | 10            | 35        | 2     |       |
|               |       |            | NUMERICAL CHANGE | 67-         | .03-          | 1-              | 8-     | 15.65-  | 0       | 1-        | 0           | 0             | 6-        | 7+    | 1-    |
|               |       |            | PERCENT CHANGE   | 1.9-        | .2-           | 2.1-            | 25.8-  | 24.2-   | *       | *         | *           | 60.0-         | 20.0+     | 50.0- |       |
| RIPLEY PD     |       | 88         | 3,260            | 20.85       | 68            | 14              | 20.58  | 0       | 0       | 0         | 1           | 12            | 47        | 8     |       |
|               |       | 87         | 3,322            | 24.38       | 81            | 11              | 13.58  | 0       | 0       | 0         | 0           | 9             | 60        | 12    |       |
|               |       |            | NUMERICAL CHANGE | 62-         | 3.53-         | 13-             | 3+     | 7.00+   | 0       | 0         | 0           | 1+            | 3+        | 13-   | 4-    |
|               |       |            | PERCENT CHANGE   | 1.9-        | 14.5-         | 16.0-           | 27.3+  | 51.5+   | *       | *         | *           | 33.3+         | 21.7-     | 33.3- |       |
| *****         |       |            |                  |             |               |                 |        |         |         |           |             |               |           |       |       |
| JEFFERSON CTY | TOTAL | 88         | 34,148           | 27.96       | 955           | 211             | 22.09  | 1       | 6       | 18        | 32          | 276           | 547       | 75    |       |
|               |       | 87         | 33,416           | 23.93       | 800           | 262             | 32.75  | 3       | 3       | 16        | 54          | 280           | 377       | 67    |       |
|               |       |            | NUMERICAL CHANGE | 732+        | 4.03+         | 155+            | 51-    | 10.66-  | 2-      | 3+        | 2+          | 22-           | 4-        | 170+  | 8+    |
|               |       |            | PERCENT CHANGE   | 2.2+        | 16.8+         | 19.4+           | 19.5-  | 32.5-   | 66.7-   | 100.0+    | 12.5+       | 40.7-         | 1.4-      | 45.1+ | 11.9+ |
| *****         |       |            |                  |             |               |                 |        |         |         |           |             |               |           |       |       |
| RURAL         |       | 88         | 25,731           | 21.41       | 551           | 121             | 21.96  | 1       | 5       | 5         | 9           | 204           | 285       | 42    |       |
|               |       | 87         | 25,180           | 17.55       | 442           | 135             | 30.54  | 3       | 2       | 3         | 23          | 197           | 174       | 40    |       |
|               |       |            | NUMERICAL CHANGE | 551+        | 3.86+         | 109+            | 14-    | 8.58-   | 2-      | 3+        | 2+          | 14-           | 7+        | 111+  | 2+    |
|               |       |            | PERCENT CHANGE   | 2.2+        | 22.0+         | 24.7+           | 10.4-  | 28.1-   | 66.7-   | 150.0+    | 66.7+       | 60.9-         | 3.6+      | 63.8+ | 5.0+  |

WEST VIRGINIA U C R CRIME INDEX REPORT

| IDENTIFIER       |       | POPULATION | CRIME RATE | TOTAL OFFEN | TOTAL CLEARED | PERCENT CLEARED | MURDER | RAPE   | ROBBERY | FEL ASHLT | BREAK ENTER | LARCENY THEFT | M/V THEFT |      |
|------------------|-------|------------|------------|-------------|---------------|-----------------|--------|--------|---------|-----------|-------------|---------------|-----------|------|
| SHERIFF          | 88    |            |            | 133         | 1             | .75             | 0      | 1      | 0       | 1         | 37          | 86            | 8         |      |
|                  | 87    |            |            | 68          | 17            | 25.00           | 0      | 1      | 1       | 11        | 21          | 31            | 3         |      |
|                  |       |            |            | 65+         | 16-           | 24.25-          | 0      | 0      | 1-      | 10-       | 16+         | 55+           | 5+        |      |
|                  |       |            |            | 95.6+       | 94.1-         | 97.0-           |        | .0     | *       | 90.9-     | 76.2+       | 177.4+        | 166.7+    |      |
| STATE POLICE     | 88    |            |            | 418         | 120           | 28.70           | 1      | 4      | 5       | 8         | 167         | 199           | 34        |      |
|                  | 87    |            |            | 374         | 118           | 31.55           | 3      | 1      | 2       | 12        | 176         | 143           | 37        |      |
|                  |       |            |            | 44+         | 2+            | 2.85-           | 2-     | 3+     | 3+      | 4-        | 9-          | 56+           | 3-        |      |
|                  |       |            |            | 11.8+       | 1.7+          | 9.0-            | 66.7-  | 300.0+ | 150.0+  | 33.3-     | 5.1-        | 39.2+         | 8.1-      |      |
| MUNICIPAL        | 88    | 8,417      | 47.99      | 404         | 90            | 22.27           | 0      | 1      | 13      | 23        | 72          | 262           | 33        |      |
|                  | 87    | 8,236      | 43.46      | 358         | 127           | 35.47           | 0      | 1      | 13      | 31        | 83          | 203           | 27        |      |
|                  |       |            |            | 181+        | 4.53+         | 46+             | 0      | 0      | 0       | 8-        | 11-         | 59+           | 6+        |      |
|                  |       |            |            | 2.2+        | 10.4+         | 12.8+           | 29.1-  | .0     | .0      | 25.8-     | 13.3-       | 29.1+         | 22.2+     |      |
| CHARLES TOWN PD  | 88    | 3,203      | 76.48      | 245         | 66            | 26.93           | 0      | 0      | 9       | 20        | 35          | 174           | 7         |      |
|                  | 87    | 3,134      | 78.49      | 246         | 110           | 44.71           | 0      | 1      | 12      | 29        | 53          | 139           | 12        |      |
|                  |       |            |            | 69+         | 2.01-         | 1-              | 0      | 1-     | 3-      | 9-        | 18-         | 35+           | 5-        |      |
|                  |       |            |            | 2.2+        | 2.6-          | .4-             | 40.0-  | *      | 25.0-   | 31.0-     | 34.0-       | 25.2+         | 41.7-     |      |
| SHEPHERDSTOWN PD | 88    | 1,960      | 9.69       | 19          | 3             | 15.78           | 0      | 0      | 0       | 2         | 3           | 11            | 3         |      |
|                  | 87    | 1,918      | 11.47      | 22          | 6             | 27.27           | 0      | 0      | 0       | 1         | 9           | 12            | 0         |      |
|                  |       |            |            | 42+         | 1.78-         | 3-              | 0      | 0      | 0       | 1+        | 6-          | 1-            | 3+        |      |
|                  |       |            |            | 2.2+        | 15.5-         | 13.6-           | 50.0-  |        |         | 100.0+    | 66.7-       | 8.3-          | *         |      |
| RAMSON PD        | 88    | 2,870      | 36.23      | 104         | 15            | 14.42           | 0      | 0      | 4       | 0         | 21          | 58            | 21        |      |
|                  | 87    | 2,808      | 23.14      | 65          | 3             | 4.61            | 0      | 0      | 1       | 0         | 15          | 36            | 13        |      |
|                  |       |            |            | 62+         | 13.09+        | 39+             | 0      | 0      | 3+      | 0         | 6+          | 22+           | 8+        |      |
|                  |       |            |            | 2.2+        | 56.6+         | 60.0+           | 400.0+ |        | 300.0+  |           | 40.0+       | 61.1+         | 61.5+     |      |
| HARPERS FERRY PD | 88    | 384        | 93.74      | 36          | 6             | 16.66           | 0      | 1      | 0       | 1         | 13          | 19            | 2         |      |
|                  | 87    | 376        | 66.48      | 25          | 8             | 32.00           | 0      | 0      | 0       | 1         | 6           | 16            | 2         |      |
|                  |       |            |            | 8+          | 27.26+        | 11+             | 0      | 1+     | 0       | 0         | 7+          | 3+            | 0         |      |
|                  |       |            |            | 2.1+        | 41.0+         | 44.0+           | 25.0-  | *      |         | .0        | 116.7+      | 18.8+         | .0        |      |
| *****            |       |            |            |             |               |                 |        |        |         |           |             |               |           |      |
| KANAWHA CTY      | TOTAL | 88         | 218,881    | 41.61       | 9127          | 1773            | 19.42  | 15     | 66      | 192       | 269         | 1942          | 5945      | 698  |
|                  |       | 87         | 222,168    | 39.97       | 8884          | 2070            | 23.30  | 7      | 98      | 159       | 315         | 2124          | 5616      | 565  |
|                  |       |            |            |             | 3,287-        | 1.64+           | 243+   | 297-   | 3.88-   | 8+        | 32-         | 33+           | 46-       | 182- |
|                  |       |            |            |             | 1.5-          | 4.1+            | 2.7+   | 14.3-  | 16.7-   | 114.3+    | 32.7-       | 20.8+         | 14.6-     | 8.6- |
| *****            |       |            |            |             |               |                 |        |        |         |           |             |               |           |      |
| RURAL            | 88    | 111,234    | 12.78      | 1422        | 356           | 25.03           | 6      | 19     | 25      | 67        | 508         | 631           | 166       |      |
|                  | 87    | 112,898    | 12.47      | 1410        | 459           | 32.55           | 5      | 22     | 15      | 87        | 519         | 590           | 172       |      |
|                  |       |            |            |             | 1,664-        | .31+            | 12+    | 103-   | 7.52-   | 1+        | 3-          | 10+           | 20-       |      |
|                  |       |            |            |             | 1.5-          | 2.5+            | .9+    | 22.4-  | 23.1-   | 20.0+     | 13.6-       | 66.7+         | 23.0-     |      |
| SHERIFF          | 88    |            |            | 730         | 152           | 20.82           | 6      | 3      | 14      | 46        | 252         | 323           | 86        |      |
|                  | 87    |            |            | 600         | 138           | 23.00           | 4      | 4      | 5       | 60        | 172         | 291           | 64        |      |
|                  |       |            |            | 130+        | 14+           | 2.18-           | 2+     | 1-     | 9+      | 14-       | 80+         | 32+           | 22+       |      |
|                  |       |            |            | 21.7+       | 10.1+         | 9.5-            | 50.0+  | 25.0-  | 180.0+  | 23.3-     | 46.5+       | 11.0+         | 34.4+     |      |



WEST VIRGINIA U C R CRIME INDEX REPORT

| IDENTIFIER          |    | POPULATION | CRIME RATE | TOTAL OFFEN | TOTAL CLEARED | PERCENT CLEARED | MURDER | RAPE  | ROBBERY | FEL ASHLT | BREAK ENTER | LARCENY THEFT | M/V THEFT |
|---------------------|----|------------|------------|-------------|---------------|-----------------|--------|-------|---------|-----------|-------------|---------------|-----------|
| STATE POLICE        | 88 |            |            | 692         | 204           | 29.47           | 0      | 16    | 11      | 21        | 256         | 308           | 80        |
|                     | 87 |            |            | 810         | 321           | 39.62           | 1      | 18    | 10      | 27        | 347         | 299           | 108       |
|                     |    |            |            | 118-        | 117-          | 10.15-          | 1-     | 2-    | 1+      | 6-        | 91-         | 9+            | 28-       |
|                     |    |            |            | 14.6-       | 36.4-         | 25.6-           | *      | 11.1- | 10.0+   | 22.2-     | 26.2-       | 3.0+          | 25.9-     |
| MUNICIPAL           | 88 | 107,647    | 71.50      | 7705        | 1417          | 18.39           | 9      | 47    | 167     | 202       | 1434        | 5314          | 532       |
|                     | 87 | 109,270    | 68.38      | 7474        | 1611          | 21.55           | 2      | 76    | 144     | 228       | 1605        | 5026          | 393       |
|                     |    | 1,623-     | 3.12+      | 231+        | 194-          | 3.16-           | 7+     | 29-   | 23+     | 26-       | 171-        | 288+          | 139+      |
|                     |    | 1.5-       | 4.6+       | 3.1+        | 12.0-         | 14.7-           | 350.0+ | 38.2- | 16.0+   | 11.4-     | 10.7-       | 5.7+          | 35.4+     |
| BELLE PD            | 88 | 1,501      | 6.66       | 10          | 0             | .00             | 0      | 0     | 0       | 0         | 5           | 5             | 0         |
|                     | 87 | 1,523      | 7.22       | 11          | 0             | .00             | 0      | 0     | 0       | 0         | 7           | 4             | 0         |
|                     |    | 22-        | .56-       | 1-          | 0             | .00             | 0      | 0     | 0       | 0         | 2-          | 1+            | 0         |
|                     |    | 1.4-       | 7.8-       | 9.1-        |               |                 |        |       |         |           | 28.6-       | 25.0+         |           |
| CHARLESTON PD       | 88 | 56,416     | 111.76     | 6307        | 1223          | 19.39           | 7      | 44    | 154     | 187       | 1189        | 4297          | 429       |
|                     | 87 | 57,262     | 105.56     | 6046        | 1370          | 22.65           | 1      | 72    | 130     | 208       | 1341        | 3983          | 311       |
|                     |    | 846-       | 6.20+      | 261+        | 147-          | 3.26-           | 6+     | 28-   | 24+     | 21-       | 152-        | 314+          | 118+      |
|                     |    | 1.5-       | 5.9+       | 4.3+        | 10.7-         | 14.4-           | 600.0+ | 38.9- | 18.5+   | 10.1-     | 11.3-       | 7.9+          | 37.9+     |
| DUNBAR PD           | 88 | 8,786      | 37.10      | 326         | 34            | 10.42           | 2      | 0     | 3       | 1         | 56          | 248           | 16        |
|                     | 87 | 8,918      | 38.01      | 339         | 56            | 16.51           | 0      | 1     | 5       | 0         | 42          | 273           | 18        |
|                     |    | 132-       | .91-       | 13-         | 22-           | 6.09-           | 2+     | 1-    | 2-      | 1+        | 14+         | 25-           | 2-        |
|                     |    | 1.5-       | 2.4-       | 3.8-        | 39.3-         | 36.9-           | *      | *     | 40.0-   | *         | 33.3+       | 9.2-          | 11.1-     |
| NITRO PD            | 88 | 7,581      | 23.74      | 180         | 9             | 5.00            | 0      | 0     | 0       | 0         | 20          | 159           | 1         |
|                     | 87 | 7,701      | 17.27      | 133         | 6             | 4.51            | 0      | 0     | 0       | 0         | 30          | 95            | 8         |
|                     |    | 120-       | 6.47+      | 47+         | 3+            | .49+            | 0      | 0     | 0       | 0         | 10-         | 64+           | 7-        |
|                     |    | 1.6-       | 37.5+      | 35.3+       | 50.0+         | 10.9+           |        |       |         |           | 33.3-       | 67.4+         | 87.5-     |
| ST ALBANS PD        | 88 | 11,699     | 35.21      | 412         | 90            | 21.84           | 0      | 1     | 3       | 5         | 83          | 287           | 33        |
|                     | 87 | 11,874     | 40.84      | 485         | 86            | 17.73           | 0      | 2     | 2       | 5         | 122         | 330           | 24        |
|                     |    | 175-       | 5.63-      | 73-         | 4+            | 4.11+           | 0      | 1-    | 1+      | 0         | 39-         | 43-           | 9+        |
|                     |    | 1.5-       | 13.8-      | 15.1-       | 4.7+          | 23.2+           |        | 50.0- | 50.0+   | .0        | 32.0-       | 13.0-         | 37.5+     |
| SOUTH CHARLESTON PD | 88 | 14,601     | 25.20      | 368         | 35            | 9.51            | 0      | 0     | 6       | 5         | 59          | 257           | 41        |
|                     | 87 | 14,820     | 24.55      | 364         | 71            | 19.50           | 1      | 0     | 5       | 9         | 49          | 272           | 28        |
|                     |    | 219-       | .65+       | 4+          | 36-           | 9.99-           | 1-     | 0     | 1+      | 4-        | 10+         | 15-           | 13+       |
|                     |    | 1.5-       | 2.6+       | 1.1+        | 50.7-         | 51.2-           | *      |       | 20.0+   | 44.4-     | 20.4+       | 5.5-          | 46.4+     |
| CHESAPEAKE PD       | 88 | 2,035      | 5.89       | 12          | 4             | 33.33           | 0      | 0     | 0       | 0         | 7           | 3             | 2         |
|                     | 87 | 2,066      | .00        | 0           | 0             | .00             | 0      | 0     | 0       | 0         | 0           | 0             | 0         |
|                     |    | 31-        | 5.89+      | 12+         | 4+            | 33.33+          | 0      | 0     | 0       | 0         | 7+          | 3+            | 2+        |
|                     |    | 1.5-       | .0         | *           | *             | *               |        |       |         |           | *           | *             | *         |
| MARMET PD           | 88 | 1,938      | 23.73      | 46          | 11            | 23.91           | 0      | 0     | 1       | 1         | 10          | 26            | 8         |
|                     | 87 | 1,967      | 18.81      | 37          | 12            | 32.43           | 0      | 0     | 0       | 0         | 9           | 25            | 3         |
|                     |    | 29-        | 4.92+      | 9+          | 1-            | 8.52-           | 0      | 0     | 1+      | 1+        | 1+          | 1+            | 5+        |
|                     |    | 1.5-       | 26.2+      | 24.3+       | 8.3-          | 26.3-           |        |       | *       | *         | 11.1+       | 4.0+          | 166.7+    |
| CLENDENIN PD        | 88 | 1,305      | 4.59       | 6           | 3             | 50.00           | 0      | 0     | 0       | 0         | 1           | 5             | 0         |
|                     | 87 | 1,325      | 1.50       | 2           | 2             | 100.00          | 0      | 0     | 0       | 0         | 1           | 1             | 0         |
|                     |    | 20-        | 3.09+      | 4+          | 1+            | 50.00-          | 0      | 0     | 0       | 0         | 0           | 4+            | 0         |
|                     |    | 1.5-       | 206.0+     | 200.0+      | 50.0+         | 50.0-           |        |       |         |           | .0          | 400.0+        |           |

110

PART I OFFENSES

WEST VIRGINIA U C R CRIME INDEX REPORT

| IDENTIFIER               |                  | POPULATION | CRIME RATE | TOTAL OFFEN | TOTAL CLEARED | PERCENT CLEARED | MURDER | RAPE   | ROBBERY | FEL ASSLT | BREAK ENTER | LARCENY THEFT | M/V THEFT |
|--------------------------|------------------|------------|------------|-------------|---------------|-----------------|--------|--------|---------|-----------|-------------|---------------|-----------|
| CEDAR GROVE PD           | 88               | 1,393      | 4.30       | 6           | 3             | 50.00           | 0      | 1      | 0       | 0         | 4           | 0             | 1         |
|                          | 87               | 1,414      | 2.12       | 3           | 0             | .00             | 0      | 0      | 0       | 0         | 3           | 0             | 0         |
|                          | NUMERICAL CHANGE | 21-        | 2.18+      | 3+          | 3+            | 50.00+          | 0      | 1+     | 0       | 0         | 1+          | 0             | 1+        |
|                          | PERCENT CHANGE   | 1.5-       | 102.8+     | 100.0+      | *             | *               |        | *      |         |           | 33.3+       |               | *         |
| W VA ST COLLEGE SECURITY | 88               | 392        | 81.63      | 32          | 5             | 15.62           | 0      | 1      | 0       | 3         | 0           | 27            | 1         |
|                          | 87               | 400        | 135.00     | 54          | 8             | 14.81           | 0      | 1      | 2       | 6         | 1           | 43            | 1         |
|                          | NUMERICAL CHANGE | 8-         | 53.37-     | 22-         | 3-            | .81+            | 0      | 0      | 2-      | 3-        | 1-          | 16-           | 0         |
|                          | PERCENT CHANGE   | 2.0-       | 39.5-      | 40.7-       | 37.5-         | 5.5+            |        | .0     | *       | 50.0-     | *           | 37.2-         | .0        |
| *****                    |                  |            |            |             |               |                 |        |        |         |           |             |               |           |
| LEWIS CTY TOTAL          | 88               | 18,067     | 10.62      | 192         | 39            | 20.31           | 1      | 1      | 1       | 2         | 64          | 104           | 19        |
|                          | 87               | 18,488     | 8.59       | 159         | 25            | 15.72           | 1      | 1      | 0       | 3         | 68          | 81            | 5         |
|                          | NUMERICAL CHANGE | 421-       | 2.03+      | 33+         | 14+           | 4.59+           | 0      | 0      | 1+      | 1-        | 4-          | 23+           | 14+       |
|                          | PERCENT CHANGE   | 2.3-       | 23.6+      | 20.8+       | 56.0+         | 29.2+           | .0     | .0     | *       | 33.3-     | 5.9-        | 28.4+         | 280.0+    |
| *****                    |                  |            |            |             |               |                 |        |        |         |           |             |               |           |
| RURAL                    | 88               | 12,464     | 12.75      | 159         | 36            | 22.64           | 1      | 1      | 0       | 2         | 48          | 90            | 17        |
|                          | 87               | 12,754     | 8.31       | 106         | 22            | 20.75           | 1      | 1      | 0       | 3         | 30          | 66            | 5         |
|                          | NUMERICAL CHANGE | 290-       | 4.44+      | 53+         | 14+           | 1.89+           | 0      | 0      | 0       | 1-        | 18+         | 24+           | 12+       |
|                          | PERCENT CHANGE   | 2.3-       | 53.4+      | 50.0+       | 63.6+         | 9.1+            | .0     | .0     |         | 33.3-     | 60.0+       | 36.4+         | 240.0+    |
| SHERIFF                  | 88               |            |            | 103         | 12            | 11.65           | 0      | 0      | 0       | 0         | 39          | 54            | 10        |
|                          | 87               |            |            | 53          | 0             | .00             | 0      | 0      | 0       | 0         | 14          | 38            | 1         |
|                          | NUMERICAL CHANGE |            |            | 50+         | 12+           | 11.65+          | 0      | 0      | 0       | 0         | 25+         | 16+           | 9+        |
|                          | PERCENT CHANGE   |            |            | 94.3+       | *             | *               |        |        |         |           | 178.6+      | 42.1+         | 900.0+    |
| STATE POLICE             | 88               |            |            | 56          | 24            | 42.85           | 1      | 1      | 0       | 2         | 9           | 36            | 7         |
|                          | 87               |            |            | 53          | 22            | 41.50           | 1      | 1      | 0       | 3         | 16          | 28            | 4         |
|                          | NUMERICAL CHANGE |            |            | 3+          | 2+            | 1.35+           | 0      | 0      | 0       | 1-        | 7-          | 8+            | 3+        |
|                          | PERCENT CHANGE   |            |            | 5.7+        | 9.1+          | 3.3+            | .0     | .0     |         | 33.3-     | 43.8-       | 28.6+         | 75.0+     |
| MUNICIPAL                | 88               | 5,603      | 5.88       | 33          | 3             | 9.09            | 0      | 0      | 1       | 0         | 16          | 14            | 2         |
|                          | 87               | 5,734      | 9.24       | 53          | 3             | 5.66            | 0      | 0      | 0       | 0         | 38          | 15            | 0         |
|                          | NUMERICAL CHANGE | 131-       | 3.36-      | 20-         | 0             | 3.43+           | 0      | 0      | 1+      | 0         | 22-         | 1-            | 2+        |
|                          | PERCENT CHANGE   | 2.3-       | 36.4-      | 37.7-       | .0            | 60.6+           |        |        | *       |           | 57.9-       | 6.7-          | *         |
| WESTON PD                | 88               | 5,603      | 5.88       | 33          | 3             | 9.09            | 0      | 0      | 1       | 0         | 16          | 14            | 2         |
|                          | 87               | 5,734      | 9.24       | 53          | 3             | 5.66            | 0      | 0      | 0       | 0         | 38          | 15            | 0         |
|                          | NUMERICAL CHANGE | 131-       | 3.36-      | 20-         | 0             | 3.43+           | 0      | 0      | 1+      | 0         | 22-         | 1-            | 2+        |
|                          | PERCENT CHANGE   | 2.3-       | 36.4-      | 37.7-       | .0            | 60.6+           |        |        | *       |           | 57.9-       | 6.7-          | *         |
| *****                    |                  |            |            |             |               |                 |        |        |         |           |             |               |           |
| LINCOLN CTY TOTAL        | 88               | 23,526     | 10.11      | 238         | 106           | 44.53           | 1      | 13     | 0       | 27        | 105         | 37            | 55        |
|                          | 87               | 20,860     | 12.98      | 271         | 103           | 38.00           | 0      | 2      | 0       | 33        | 121         | 52            | 63        |
|                          | NUMERICAL CHANGE | 2,666+     | 2.87-      | 33-         | 3+            | 6.53+           | 1+     | 11+    | 0       | 6-        | 16-         | 15-           | 8-        |
|                          | PERCENT CHANGE   | 12.8+      | 22.1-      | 12.2-       | 2.9+          | 17.2+           | *      | 550.0+ |         | 18.2-     | 13.2-       | 28.8-         | 12.7-     |
| *****                    |                  |            |            |             |               |                 |        |        |         |           |             |               |           |
| RURAL                    | 88               | 23,526     | 10.11      | 238         | 106           | 44.53           | 1      | 13     | 0       | 27        | 105         | 37            | 55        |
|                          | 87               | 20,860     | 12.98      | 271         | 103           | 38.00           | 0      | 2      | 0       | 33        | 121         | 52            | 63        |
|                          | NUMERICAL CHANGE | 2,666+     | 2.87-      | 33-         | 3+            | 6.53+           | 1+     | 11+    | 0       | 6-        | 16-         | 15-           | 8-        |
|                          | PERCENT CHANGE   | 12.8+      | 22.1-      | 12.2-       | 2.9+          | 17.2+           | *      | 550.0+ |         | 18.2-     | 13.2-       | 28.8-         | 12.7-     |

WEST VIRGINIA U C R CRIME INDEX REPORT

| IDENTIFIER      |                  | POPULATION | CRIME RATE | TOTAL OFFEN | TOTAL CLEARED | PERCENT CLEARED | MURDER | RAPE   | ROBBERY | FEL ASHLT | BREAK ENTER | LARCENY THEFT | M/V THEFT |
|-----------------|------------------|------------|------------|-------------|---------------|-----------------|--------|--------|---------|-----------|-------------|---------------|-----------|
| SHERIFF         | 88               |            |            | 9           | 9             | 100.00          | 0      | 0      | 0       | 6         | 0           | 3             | 0         |
|                 | 87               |            |            | 39          | 35            | 89.74           | 0      | 0      | 0       | 27        | 0           | 10            | 2         |
|                 | NUMERICAL CHANGE |            |            | 30-         | 26-           | 10.26+          | 0      | 0      | 0       | 21-       | 0           | 7-            | 2-        |
|                 | PERCENT CHANGE   |            |            | 76.9-       | 74.3-         | 11.4+           |        |        |         | 77.8-     |             | 70.0-         | *         |
| STATE POLICE    | 88               |            |            | 229         | 97            | 42.35           | 1      | 13     | 0       | 21        | 105         | 34            | 55        |
|                 | 87               |            |            | 232         | 68            | 29.31           | 0      | 2      | 0       | 6         | 121         | 42            | 61        |
|                 | NUMERICAL CHANGE |            |            | 3-          | 29+           | 13.04+          | 1+     | 11+    | 0       | 15+       | 16-         | 8-            | 6-        |
|                 | PERCENT CHANGE   |            |            | 1.3-        | 42.6+         | 44.5+           | *      | 550.0+ |         | 250.0+    | 13.2-       | 19.0-         | 9.8-      |
| *****           |                  |            |            |             |               |                 |        |        |         |           |             |               |           |
| LOGAN CTY       | TOTAL            | 88         | 48,740     | 15.85       | 773           | 165             | 21.34  | 3      | 6       | 9         | 49          | 246           | 329       |
|                 | 87               |            | 48,938     | 17.12       | 838           | 174             | 20.76  | 7      | 3       | 3         | 30          | 251           | 353       |
|                 | NUMERICAL CHANGE |            | 198-       | 1.27-       | 65-           | 9-              | .58+   | 4-     | 3+      | 6+        | 19+         | 5-            | 24-       |
|                 | PERCENT CHANGE   |            | .4-        | 7.4-        | 7.8-          | 5.2-            | 2.8+   | 57.1-  | 100.0+  | 200.0+    | 63.3+       | 2.0-          | 6.8-      |
| *****           |                  |            |            |             |               |                 |        |        |         |           |             |               |           |
| RURAL           | 88               | 43,679     | 15.42      | 674         | 143           | 21.21           | 2      | 6      | 7       | 47        | 208         | 284           | 120       |
|                 | 87               | 43,856     | 16.50      | 724         | 152           | 20.99           | 7      | 1      | 3       | 28        | 229         | 285           | 171       |
|                 | NUMERICAL CHANGE |            | 177-       | 1.08-       | 50-           | 9-              | .22+   | 5-     | 5+      | 4+        | 19+         | 21-           | 51-       |
|                 | PERCENT CHANGE   |            | .4-        | 6.5-        | 6.9-          | 5.9-            | 1.0+   | 71.4-  | 500.0+  | 133.3+    | 67.9+       | 9.2-          | 29.8-     |
| SHERIFF         | 88               |            |            | 84          | 12            | 14.28           | 0      | 0      | 0       | 4         | 34          | 34            | 12        |
|                 | 87               |            |            | 73          | 9             | 12.32           | 0      | 1      | 0       | 2         | 32          | 30            | 8         |
|                 | NUMERICAL CHANGE |            |            | 11+         | 3+            | 1.96+           | 0      | 1-     | 0       | 2+        | 2+          | 4+            | 4+        |
|                 | PERCENT CHANGE   |            |            | 15.1+       | 33.3+         | 15.9+           |        | *      |         | 100.0+    | 6.3+        | 13.3+         | 50.0+     |
| STATE POLICE    | 88               |            |            | 590         | 131           | 22.20           | 2      | 6      | 7       | 43        | 174         | 250           | 108       |
|                 | 87               |            |            | 651         | 143           | 21.96           | 7      | 0      | 3       | 26        | 197         | 255           | 163       |
|                 | NUMERICAL CHANGE |            |            | 61-         | 12-           | .24+            | 5-     | 6+     | 4+      | 17+       | 23-         | 5-            | 55-       |
|                 | PERCENT CHANGE   |            |            | 9.4-        | 8.4-          | 1.1+            | 71.4-  | *      | 133.3+  | 65.4+     | 11.7-       | 2.0-          | 33.7-     |
| MUNICIPAL       | 88               | 5,061      | 19.56      | 99          | 22            | 22.22           | 1      | 0      | 2       | 2         | 38          | 45            | 11        |
|                 | 87               | 5,082      | 22.43      | 114         | 22            | 19.29           | 0      | 2      | 0       | 2         | 22          | 68            | 20        |
|                 | NUMERICAL CHANGE |            | 21-        | 2.87-       | 15-           | 0               | 2.93+  | 1+     | 2-      | 2+        | 0           | 16+           | 23-       |
|                 | PERCENT CHANGE   |            | .4-        | 12.8-       | 13.2-         | .0              | 15.2+  | *      | *       | *         | .0          | 72.7+         | 33.8-     |
| LOGAN PD        | 88               | 2,589      | 24.71      | 64          | 8             | 12.50           | 0      | 0      | 1       | 0         | 28          | 30            | 5         |
|                 | 87               | 2,600      | 23.46      | 61          | 5             | 8.19            | 0      | 0      | 0       | 1         | 16          | 34            | 10        |
|                 | NUMERICAL CHANGE |            | 11-        | 1.25+       | 3+            | 3+              | 4.31+  | 0      | 0       | 1+        | 1-          | 4-            | 5-        |
|                 | PERCENT CHANGE   |            | .4-        | 5.3+        | 4.9+          | 60.0+           | 52.6+  |        |         | *         | 75.0+       | 11.8-         | 50.0-     |
| MAN PD          | 88               | 1,241      | 20.14      | 25          | 9             | 36.00           | 1      | 0      | 1       | 0         | 7           | 13            | 3         |
|                 | 87               | 1,246      | 20.86      | 26          | 0             | .00             | 0      | 0      | 0       | 0         | 4           | 18            | 4         |
|                 | NUMERICAL CHANGE |            | 5-         | .72-        | 1-            | 9+              | 36.00+ | 1+     | 0       | 1+        | 0           | 3+            | 5-        |
|                 | PERCENT CHANGE   |            | .4-        | 3.5-        | 3.8-          | *               | *      | *      | *       | *         | 75.0+       | 27.8-         | 25.0-     |
| CHAPMANVILLE PD | 88               | 1,231      | 8.12       | 10          | 5             | 50.00           | 0      | 0      | 0       | 2         | 3           | 2             | 3         |
|                 | 87               | 1,236      | 21.84      | 27          | 17            | 62.96           | 0      | 2      | 0       | 1         | 2           | 16            | 6         |
|                 | NUMERICAL CHANGE |            | 5-         | 13.72-      | 17-           | 12-             | 12.96- | 0      | 2-      | 0         | 1+          | 14-           | 3-        |
|                 | PERCENT CHANGE   |            | .4-        | 62.8-       | 63.0-         | 70.6-           | 20.6-  |        | *       | 100.0+    | 50.0+       | 87.5-         | 50.0-     |

WEST VIRGINIA U C R CRIME INDEX REPORT

| IDENTIFIER    |                  | POPULATION | CRIME RATE | TOTAL OFFEN | TOTAL CLEARED | PERCENT CLEARED | MURDER | RAPE   | ROBBERY | FEL ASSLT | BREAK ENTER | LARCENY THEFT | M/V THEFT |       |
|---------------|------------------|------------|------------|-------------|---------------|-----------------|--------|--------|---------|-----------|-------------|---------------|-----------|-------|
| *****         |                  |            |            |             |               |                 |        |        |         |           |             |               |           |       |
| MCDOWELL CTY  | TOTAL            | 88         | 42,983     | 8.11        | 349           | 153             | 43.83  | 3      | 9       | 4         | 35          | 127           | 122       | 49    |
|               |                  | 87         | 44,785     | 8.43        | 378           | 221             | 58.46  | 3      | 4       | 5         | 93          | 145           | 95        | 33    |
|               | NUMERICAL CHANGE |            | 1,802-     | .32-        | 29-           | 68-             | 14.63- | 0      | 5+      | 1-        | 58-         | 18-           | 27+       | 16+   |
|               | PERCENT CHANGE   |            | 4.0-       | 3.8-        | 7.7-          | 30.8-           | 25.0-  | .0     | 125.0+  | 20.0-     | 62.4-       | 12.4-         | 28.4+     | 48.5+ |
| *****         |                  |            |            |             |               |                 |        |        |         |           |             |               |           |       |
| RURAL         |                  | 88         | 35,753     | 8.24        | 295           | 125             | 42.37  | 3      | 9       | 4         | 32          | 101           | 101       | 45    |
|               |                  | 87         | 37,252     | 9.20        | 343           | 202             | 58.89  | 3      | 4       | 5         | 89          | 127           | 85        | 30    |
|               | NUMERICAL CHANGE |            | 1,499-     | .96-        | 48-           | 77-             | 16.52- | 0      | 5+      | 1-        | 57-         | 26-           | 16+       | 15+   |
|               | PERCENT CHANGE   |            | 4.0-       | 10.4-       | 14.0-         | 38.1-           | 28.1-  | .0     | 125.0+  | 20.0-     | 64.0-       | 20.5-         | 18.8+     | 50.0+ |
| SHERIFF       |                  | 88         |            |             | 56            | 55              | 98.21  | 0      | 0       | 0         | 12          | 7             | 37        | 0     |
|               |                  | 87         |            |             | 151           | 146             | 96.68  | 2      | 2       | 2         | 80          | 11            | 49        | 5     |
|               | NUMERICAL CHANGE |            |            |             | 95-           | 91-             | 1.53+  | 2-     | 2-      | 2-        | 68-         | 4-            | 12-       | 5-    |
|               | PERCENT CHANGE   |            |            |             | 62.9-         | 62.3-           | 1.6+   | *      | *       | *         | 85.0-       | 36.4-         | 24.5-     | *     |
| STATE POLICE  |                  | 88         |            |             | 239           | 70              | 29.28  | 3      | 9       | 4         | 20          | 94            | 64        | 45    |
|               |                  | 87         |            |             | 192           | 56              | 29.16  | 1      | 2       | 3         | 9           | 116           | 36        | 25    |
|               | NUMERICAL CHANGE |            |            |             | 47+           | 14+             | .12+   | 2+     | 7+      | 1+        | 11+         | 22-           | 28+       | 20+   |
|               | PERCENT CHANGE   |            |            |             | 24.5+         | 25.0+           | .4+    | 200.0+ | 350.0+  | 33.3+     | 122.2+      | 19.0-         | 77.8+     | 80.0+ |
| MUNICIPAL     |                  | 88         | 7,230      | 7.46        | 54            | 28              | 51.85  | 0      | 0       | 0         | 3           | 26            | 21        | 4     |
|               |                  | 87         | 7,533      | 4.64        | 35            | 19              | 54.28  | 0      | 0       | 0         | 4           | 18            | 10        | 3     |
|               | NUMERICAL CHANGE |            | 303-       | 2.82+       | 19+           | 9+              | 2.43-  | 0      | 0       | 0         | 1-          | 8+            | 11+       | 1+    |
|               | PERCENT CHANGE   |            | 4.0-       | 60.8+       | 54.3+         | 47.4+           | 4.5-   |        |         |           | 25.0-       | 44.4+         | 110.0+    | 33.3+ |
| WAR PD        |                  | 88         | 1,907      | 2.09        | 4             | 3               | 75.00  | 0      | 0       | 0         | 0           | 1             | 2         | 1     |
|               |                  | 87         | 1,987      | 1.00        | 2             | 0               | .00    | 0      | 0       | 0         | 0           | 1             | 1         | 0     |
|               | NUMERICAL CHANGE |            | 80-        | 1.09+       | 2+            | 3+              | 75.00+ | 0      | 0       | 0         | 0           | 0             | 1+        | 1+    |
|               | PERCENT CHANGE   |            | 4.0-       | 109.0+      | 100.0+        | *               | *      |        |         |           |             | .0            | 100.0+    | *     |
| WELCH PD      |                  | 88         | 3,055      | 1.30        | 4             | 4               | 100.00 | 0      | 0       | 0         | 0           | 2             | 2         | 0     |
|               |                  | 87         | 3,183      | 2.51        | 8             | 8               | 100.00 | 0      | 0       | 0         | 2           | 5             | 1         | 0     |
|               | NUMERICAL CHANGE |            | 128-       | 1.21-       | 4-            | 4-              | .00    | 0      | 0       | 0         | 2-          | 3-            | 1+        | 0     |
|               | PERCENT CHANGE   |            | 4.0-       | 48.2-       | 50.0-         | 50.0-           | .0     |        |         |           | *           | 60.0-         | 100.0+    |       |
| NORTH FORK PD |                  | 88         | 920        | 42.39       | 39            | 17              | 43.58  | 0      | 0       | 0         | 3           | 20            | 14        | 2     |
|               |                  | 87         | 959        | 15.64       | 15            | 3               | 20.00  | 0      | 0       | 0         | 0           | 8             | 4         | 3     |
|               | NUMERICAL CHANGE |            | 39-        | 26.75+      | 24+           | 14+             | 23.58+ | 0      | 0       | 0         | 3+          | 12+           | 10+       | 1-    |
|               | PERCENT CHANGE   |            | 4.1-       | 171.0+      | 160.0+        | 466.7+          | 117.9+ |        |         |           | *           | 150.0+        | 250.0+    | 33.3- |
| DAVY PD       |                  | 88         | 721        | 2.77        | 2             | 2               | 100.00 | 0      | 0       | 0         | 0           | 0             | 2         | 0     |
|               |                  | 87         | 751        | 2.66        | 2             | 2               | 100.00 | 0      | 0       | 0         | 0           | 2             | 0         | 0     |
|               | NUMERICAL CHANGE |            | 30-        | .11+        | 0             | 0               | .00    | 0      | 0       | 0         | 0           | 2-            | 2+        | 0     |
|               | PERCENT CHANGE   |            | 4.0-       | 4.1+        | .0            | .0              | .0     |        |         |           |             | *             | *         |       |
| KIMBALL PD    |                  | 88         | 627        | 7.97        | 5             | 2               | 40.00  | 0      | 0       | 0         | 0           | 3             | 1         | 1     |
|               |                  | 87         | 653        | 12.25       | 8             | 6               | 75.00  | 0      | 0       | 0         | 2           | 2             | 4         | 0     |
|               | NUMERICAL CHANGE |            | 26-        | 4.28-       | 3-            | 4-              | 35.00- | 0      | 0       | 0         | 2-          | 1+            | 3-        | 1+    |
|               | PERCENT CHANGE   |            | 4.0-       | 34.9-       | 37.5-         | 66.7-           | 46.7-  |        |         |           | *           | 50.0+         | 75.0-     | *     |

WEST VIRGINIA U C R CRIME INDEX REPORT

| IDENTIFIER   |                  | POPULATION | CRIME RATE | TOTAL OFFEN | TOTAL CLEARED | PERCENT CLEARED | MURDER  | RAPE   | ROBBERY | FEL ASHLT | BREAK ENTER | LARCENY THEFT | M/V THEFT |        |
|--------------|------------------|------------|------------|-------------|---------------|-----------------|---------|--------|---------|-----------|-------------|---------------|-----------|--------|
| *****        |                  |            |            |             |               |                 |         |        |         |           |             |               |           |        |
| MARION CTY   | TOTAL            | 88         | 62,836     | 23.26       | 1462          | 283             | 19.35   | 4      | 1       | 34        | 39          | 420           | 891       | 73     |
|              |                  | 87         | 63,372     | 22.56       | 1431          | 240             | 16.77   | 0      | 14      | 20        | 36          | 404           | 890       | 67     |
|              | NUMERICAL CHANGE |            | 536-       | .70+        | 31+           | 43+             | 2.58+   | 4+     | 13-     | 14+       | 3+          | 16+           | 1+        | 6+     |
|              | PERCENT CHANGE   |            | .8-        | 3.1+        | 2.2+          | 17.9+           | 15.4+   | *      | 92.9-   | 70.0+     | 8.3+        | 4.0+          | .1+       | 9.0+   |
| *****        |                  |            |            |             |               |                 |         |        |         |           |             |               |           |        |
|              | RURAL            | 88         | 37,005     | 10.99       | 407           | 102             | 25.06   | 1      | 1       | 6         | 23          | 122           | 222       | 32     |
|              |                  | 87         | 37,321     | 9.96        | 372           | 125             | 33.60   | 0      | 9       | 6         | 17          | 102           | 204       | 34     |
|              | NUMERICAL CHANGE |            | 316-       | 1.03+       | 35+           | 23-             | 8.54-   | 1+     | 8-      | 0         | 6+          | 20+           | 18+       | 2-     |
|              | PERCENT CHANGE   |            | .8-        | 10.3+       | 9.4+          | 18.4-           | 25.4-   | *      | 88.9-   | .0        | 35.3+       | 19.6+         | 8.8+      | 5.9-   |
|              | SHERIFF          | 88         |            |             | 252           | 66              | 26.19   | 0      | 1       | 4         | 16          | 76            | 138       | 17     |
|              |                  | 87         |            |             | 221           | 71              | 32.12   | 0      | 1       | 4         | 11          | 61            | 126       | 18     |
|              | NUMERICAL CHANGE |            |            |             | 31+           | 5-              | 5.93-   | 0      | 0       | 0         | 5+          | 15+           | 12+       | 1-     |
|              | PERCENT CHANGE   |            |            |             | 14.0+         | 7.0-            | 18.5-   |        | .0      | .0        | 45.5+       | 24.6+         | 9.5+      | 5.6-   |
|              | STATE POLICE     | 88         |            |             | 155           | 36              | 23.22   | 1      | 0       | 2         | 7           | 46            | 84        | 15     |
|              |                  | 87         |            |             | 151           | 54              | 35.76   | 0      | 8       | 2         | 6           | 41            | 78        | 16     |
|              | NUMERICAL CHANGE |            |            |             | 4+            | 18-             | 12.54-  | 1+     | 8-      | 0         | 1+          | 5+            | 6+        | 1-     |
|              | PERCENT CHANGE   |            |            |             | 2.6+          | 33.3-           | 35.1-   | *      | *       | .0        | 16.7+       | 12.2+         | 7.7+      | 6.3-   |
|              | MUNICIPAL        | 88         | 25,831     | 40.83       | 1055          | 181             | 17.15   | 3      | 0       | 28        | 16          | 298           | 669       | 41     |
|              |                  | 87         | 26,051     | 40.64       | 1059          | 115             | 10.85   | 0      | 5       | 14        | 19          | 302           | 686       | 33     |
|              | NUMERICAL CHANGE |            | 220-       | .19+        | 4-            | 66+             | 6.30+   | 3+     | 5-      | 14+       | 3-          | 4-            | 17-       | 8+     |
|              | PERCENT CHANGE   |            | .8-        | .5+         | .4-           | 57.4+           | 58.1+   | *      | *       | 100.0+    | 15.8-       | 1.3-          | 2.5-      | 24.2+  |
|              | FAIRMONT PD      | 88         | 21,821     | 46.78       | 1021          | 169             | 16.55   | 3      | 0       | 28        | 16          | 288           | 649       | 37     |
|              |                  | 87         | 22,007     | 45.71       | 1006          | 107             | 10.63   | 0      | 5       | 14        | 19          | 287           | 649       | 32     |
|              | NUMERICAL CHANGE |            | 186-       | 1.07+       | 15+           | 62+             | 5.92+   | 3+     | 5-      | 14+       | 3-          | 1+            | 0         | 5+     |
|              | PERCENT CHANGE   |            | .8-        | 2.3+        | 1.5+          | 57.9+           | 55.7+   | *      | *       | 100.0+    | 15.8-       | .3+           | .0        | 15.6+  |
|              | MANNINGTON PD    | 88         | 2,961      | 11.14       | 33            | 11              | 33.33   | 0      | 0       | 0         | 0           | 10            | 19        | 4      |
|              |                  | 87         | 2,986      | 16.74       | 50            | 8               | 16.00   | 0      | 0       | 0         | 0           | 12            | 37        | 1      |
|              | NUMERICAL CHANGE |            | 25-        | 5.60-       | 17-           | 3+              | 17.33+  | 0      | 0       | 0         | 0           | 2-            | 18-       | 3+     |
|              | PERCENT CHANGE   |            | .8-        | 33.5-       | 34.0-         | 37.5+           | 108.3+  |        |         |           |             | 16.7-         | 48.6-     | 300.0+ |
|              | MONONGAH PD      | 88         | 1,049      | .95         | 1             | 1               | 100.00  | 0      | 0       | 0         | 0           | 0             | 1         | 0      |
|              |                  | 87         | 1,058      | 2.83        | 3             | 0               | .00     | 0      | 0       | 0         | 0           | 3             | 0         | 0      |
|              | NUMERICAL CHANGE |            | 9-         | 1.88-       | 2-            | 1+              | 100.00+ | 0      | 0       | 0         | 0           | 3-            | 1+        | 0      |
|              | PERCENT CHANGE   |            | .9-        | 66.4-       | 66.7-         | *               | *       |        |         |           |             | *             | *         |        |
| *****        |                  |            |            |             |               |                 |         |        |         |           |             |               |           |        |
| MARSHALL CTY | TOTAL            | 88         | 38,814     | 19.78       | 768           | 201             | 26.17   | 2      | 3       | 2         | 10          | 211           | 487       | 53     |
|              |                  | 87         | 38,755     | 16.71       | 648           | 140             | 21.60   | 1      | 1       | 4         | 15          | 153           | 446       | 28     |
|              | NUMERICAL CHANGE |            | 59+        | 3.07+       | 120+          | 61+             | 4.57+   | 1+     | 2+      | 2-        | 5-          | 58+           | 41+       | 25+    |
|              | PERCENT CHANGE   |            | .2+        | 18.4+       | 18.5+         | 43.6+           | 21.2+   | 100.0+ | 200.0+  | 50.0-     | 33.3-       | 37.9+         | 9.2+      | 89.3+  |
| *****        |                  |            |            |             |               |                 |         |        |         |           |             |               |           |        |
|              | RURAL            | 88         | 20,131     | 7.64        | 154           | 39              | 25.32   | 1      | 2       | 0         | 6           | 64            | 63        | 18     |
|              |                  | 87         | 20,100     | 4.37        | 88            | 35              | 39.77   | 1      | 1       | 3         | 5           | 40            | 30        | 8      |
|              | NUMERICAL CHANGE |            | 31+        | 3.27+       | 66+           | 4+              | 14.45-  | 0      | 1+      | 3-        | 1+          | 24+           | 33+       | 10+    |
|              | PERCENT CHANGE   |            | .2+        | 74.8+       | 75.0+         | 11.4+           | 36.3-   | .0     | 100.0+  | *         | 20.0+       | 60.0+         | 110.0+    | 125.0+ |

114

PART I OFFENSES

WEST VIRGINIA U C R CRIME INDEX REPORT

| IDENTIFIER     |       | POPULATION | CRIME RATE | TOTAL OFFEN | TOTAL CLEARED | PERCENT CLEARED | MURDER | RAPE   | ROBBERY | FEL ASSLT | BREAK ENTER | LARCENY THEFT | M/V THEFT |       |       |
|----------------|-------|------------|------------|-------------|---------------|-----------------|--------|--------|---------|-----------|-------------|---------------|-----------|-------|-------|
| SHERIFF        | 88    |            |            | 115         | 29            | 25.21           | 1      | 2      | 0       | 5         | 49          | 50            | 8         |       |       |
|                | 87    |            |            | 62          | 19            | 30.64           | 0      | 1      | 1       | 5         | 23          | 26            | 6         |       |       |
|                |       |            |            | 53+         | 10+           | 5.43-           | 1+     | 1+     | 1-      | 0         | 26+         | 24+           | 2+        |       |       |
|                |       |            |            | 85.5+       | 52.6+         | 17.7-           | *      | 100.0+ | *       | .0        | 113.0+      | 92.3+         | 33.3+     |       |       |
| STATE POLICE   | 88    |            |            | 39          | 10            | 25.64           | 0      | 0      | 0       | 1         | 15          | 13            | 10        |       |       |
|                | 87    |            |            | 26          | 16            | 61.53           | 1      | 0      | 2       | 0         | 17          | 4             | 2         |       |       |
|                |       |            |            | 13+         | 6-            | 35.89-          | 1-     | 0      | 2-      | 1+        | 2-          | 9+            | 8+        |       |       |
|                |       |            |            | 50.0+       | 37.5-         | 58.3-           | *      |        | *       | *         | 11.8-       | 225.0+        | 400.0+    |       |       |
| MUNICIPAL      | 88    | 18,683     | 32.86      | 614         | 162           | 26.38           | 1      | 1      | 2       | 4         | 147         | 424           | 35        |       |       |
|                | 87    | 18,655     | 30.01      | 560         | 105           | 18.75           | 0      | 0      | 1       | 10        | 113         | 416           | 20        |       |       |
|                |       |            |            | 28+         | 54+           | 7.63+           | 1+     | 1+     | 1+      | 6-        | 34+         | 8+            | 15+       |       |       |
|                |       |            |            | .2+         | 9.6+          | 54.3+           | *      | *      | 100.0+  | 60.0-     | 30.1+       | 1.9+          | 75.0+     |       |       |
| BENWOOD PD     | 88    | 1,802      | 55.49      | 100         | 87            | 87.00           | 0      | 0      | 1       | 0         | 6           | 90            | 3         |       |       |
|                | 87    | 1,799      | 25.01      | 45          | 27            | 60.00           | 0      | 0      | 1       | 0         | 7           | 34            | 3         |       |       |
|                |       |            |            | 3+          | 55+           | 27.00+          | 0      | 0      | 0       | 0         | 1-          | 56+           | 0         |       |       |
|                |       |            |            | .2+         | 121.9+        | 122.2+          | 222.2+ |        | .0      |           | 14.3-       | 164.7+        | .0        |       |       |
| CAMERON PD     | 88    | 1,406      | 14.22      | 20          | 4             | 20.00           | 0      | 1      | 1       | 2         | 9           | 7             | 0         |       |       |
|                | 87    | 1,404      | 4.98       | 7           | 3             | 42.85           | 0      | 0      | 0       | 1         | 5           | 1             | 0         |       |       |
|                |       |            |            | 2+          | 13+           | 22.85-          | 0      | 1+     | 1+      | 1+        | 4+          | 6+            | 0         |       |       |
|                |       |            |            | .1+         | 185.5+        | 185.7+          | 33.3+  | *      | *       | 100.0+    | 80.0+       | 600.0+        |           |       |       |
| GLEN DALE PD   | 88    | 1,792      | 24.55      | 44          | 2             | 4.54            | 0      | 0      | 0       | 0         | 9           | 32            | 3         |       |       |
|                | 87    | 1,789      | 23.47      | 42          | 1             | 2.38            | 0      | 0      | 0       | 0         | 6           | 35            | 1         |       |       |
|                |       |            |            | 3+          | 2+            | 2.16+           | 0      | 0      | 0       | 0         | 3+          | 3-            | 2+        |       |       |
|                |       |            |            | .2+         | 4.6+          | 4.8+            | 100.0+ |        |         |           | 50.0+       | 8.6-          | 200.0+    |       |       |
| MCMECHEN PD    | 88    | 2,208      | 4.52       | 10          | 1             | 10.00           | 0      | 0      | 0       | 0         | 4           | 5             | 1         |       |       |
|                | 87    | 2,205      | 8.16       | 18          | 1             | 5.55            | 0      | 0      | 0       | 0         | 9           | 8             | 1         |       |       |
|                |       |            |            | 3+          | 8-            | 4.45+           | 0      | 0      | 0       | 0         | 5-          | 3-            | 0         |       |       |
|                |       |            |            | .1+         | 44.6-         | 44.4-           | .0     | 80.2+  |         |           | 55.6-       | 37.5-         | .0        |       |       |
| MOUNDSVILLE PD | 88    | 11,475     | 38.34      | 440         | 68            | 15.45           | 1      | 0      | 0       | 2         | 119         | 290           | 28        |       |       |
|                | 87    | 11,458     | 39.09      | 448         | 73            | 16.29           | 0      | 0      | 0       | 9         | 86          | 338           | 15        |       |       |
|                |       |            |            | 17+         | 8-            | .84-            | 1+     | 0      | 0       | 7-        | 33+         | 48-           | 13+       |       |       |
|                |       |            |            | .1+         | 1.9-          | 1.8-            | 6.8-   | 5.2-   |         | 77.8-     | 38.4+       | 14.2-         | 86.7+     |       |       |
| *****          |       |            |            |             |               |                 |        |        |         |           |             |               |           |       |       |
| MASON CTY      | TOTAL | 88         | 25,909     | 15.55       | 403           | 72              | 17.86  | 3      | 0       | 2         | 2           | 134           | 234       | 28    |       |
|                |       | 87         | 25,606     | 17.33       | 444           | 85              | 19.14  | 4      | 2       | 2         | 4           | 119           | 280       | 33    |       |
|                |       |            |            | 303+        | 41-           | 1.28-           | 1-     | 2-     | 0       | 2-        | 15+         | 46-           | 5-        |       |       |
|                |       |            |            | 1.2+        | 10.3-         | 9.2-            | 15.3-  | 6.7-   | 25.0-   | *         | .0          | 50.0-         | 12.6+     | 16.4- | 15.2- |
| *****          |       |            |            |             |               |                 |        |        |         |           |             |               |           |       |       |
| RURAL          | 88    | 17,847     | 11.99      | 214         | 34            | 15.88           | 3      | 0      | 1       | 1         | 80          | 106           | 23        |       |       |
|                | 87    | 17,638     | 13.09      | 231         | 37            | 16.01           | 1      | 2      | 1       | 1         | 61          | 140           | 25        |       |       |
|                |       |            |            | 209+        | 17-           | .13-            | 2+     | 2-     | 0       | 0         | 19+         | 34-           | 2-        |       |       |
|                |       |            |            | 1.2+        | 8.4-          | 7.4-            | 8.1-   | .8-    | 200.0+  | *         | .0          | 31.1+         | 24.3-     | 8.0-  |       |

WEST VIRGINIA U C R CRIME INDEX REPORT

| IDENTIFIER        |       | POPULATION | CRIME RATE | TOTAL OFFEN | TOTAL CLEARED | PERCENT CLEARED | MURDER | RAPE  | ROBBERY | FEL ASSLT | BREAK ENTER | LARCENY THEFT | M/V THEFT |      |
|-------------------|-------|------------|------------|-------------|---------------|-----------------|--------|-------|---------|-----------|-------------|---------------|-----------|------|
| SHERIFF           | 88    |            |            | 168         | 17            | 10.11           | 0      | 0     | 1       | 0         | 49          | 98            | 20        |      |
|                   | 87    |            |            | 199         | 28            | 14.07           | 0      | 0     | 0       | 0         | 50          | 130           | 19        |      |
|                   |       |            |            | 31-         | 11-           | 3.96-           | 0      | 0     | 1+      | 0         | 1-          | 32-           | 1+        |      |
|                   |       |            |            | 15.6-       | 39.3-         | 28.1-           |        |       | *       |           | 2.0-        | 24.6-         | 5.3+      |      |
| STATE POLICE      | 88    |            |            | 46          | 17            | 36.95           | 3      | 0     | 0       | 1         | 31          | 8             | 3         |      |
|                   | 87    |            |            | 32          | 9             | 28.12           | 1      | 2     | 1       | 1         | 11          | 10            | 6         |      |
|                   |       |            |            | 14+         | 8+            | 8.83+           | 2+     | 2-    | 1-      | 0         | 20+         | 2-            | 3-        |      |
|                   |       |            |            | 43.8+       | 88.9+         | 31.4+           | 200.0+ | *     | *       | .0        | 181.8+      | 20.0-         | 50.0-     |      |
| MUNICIPAL         | 88    | 8,062      | 23.44      | 189         | 38            | 20.10           | 0      | 0     | 1       | 1         | 54          | 128           | 5         |      |
|                   | 87    | 7,968      | 26.73      | 213         | 48            | 22.53           | 3      | 0     | 1       | 3         | 58          | 140           | 8         |      |
|                   |       |            |            | 94+         | 24-           | 2.43-           | 3-     | 0     | 0       | 2-        | 4-          | 12-           | 3-        |      |
|                   |       |            |            | 1.2+        | 11.3-         | 20.8-           | *      |       | .0      | 66.7-     | 6.9-        | 8.6-          | 37.5-     |      |
| POINT PLEASANT PD | 88    | 5,202      | 32.10      | 167         | 37            | 22.15           | 0      | 0     | 1       | 1         | 51          | 109           | 5         |      |
|                   | 87    | 5,141      | 33.65      | 173         | 45            | 26.01           | 2      | 0     | 1       | 3         | 38          | 123           | 6         |      |
|                   |       |            |            | 61+         | 6-            | 3.86-           | 2-     | 0     | 0       | 2-        | 13+         | 14-           | 1-        |      |
|                   |       |            |            | 1.2+        | 3.5-          | 17.8-           | *      |       | .0      | 66.7-     | 34.2+       | 11.4-         | 16.7-     |      |
| NEW HAVEN PD      | 88    | 1,560      | 5.12       | 8           | 1             | 12.50           | 0      | 0     | 0       | 0         | 1           | 7             | 0         |      |
|                   | 87    | 1,542      | 13.61      | 21          | 3             | 14.28           | 1      | 0     | 0       | 0         | 7           | 12            | 1         |      |
|                   |       |            |            | 18+         | 13-           | 1.78-           | 1-     | 0     | 0       | 0         | 6-          | 5-            | 1-        |      |
|                   |       |            |            | 1.2+        | 62.4-         | 61.9-           | 66.7-  | *     |         |           | 85.7-       | 41.7-         | *         |      |
| MASON PD          | 88    | 1,300      | 10.76      | 14          | 0             | .00             | 0      | 0     | 0       | 0         | 2           | 12            | 0         |      |
|                   | 87    | 1,285      | 14.78      | 19          | 0             | .00             | 0      | 0     | 0       | 0         | 13          | 5             | 1         |      |
|                   |       |            |            | 15+         | 5-            | .00             | 0      | 0     | 0       | 0         | 11-         | 7+            | 1-        |      |
|                   |       |            |            | 1.2+        | 27.2-         | 26.3-           |        |       |         |           | 84.6-       | 140.0+        | *         |      |
| *****             |       |            |            |             |               |                 |        |       |         |           |             |               |           |      |
| MERCER CTY        | TOTAL | 88         | 71,175     | 19.16       | 1365          | 340             | 24.90  | 6     | 12      | 28        | 82          | 430           | 742       | 65   |
|                   |       | 87         | 70,094     | 22.07       | 1548          | 354             | 22.86  | 3     | 12      | 16        | 69          | 510           | 819       | 119  |
|                   |       |            |            | 1,081+      | 2.91-         | 183-            | 14-    | 2.04+ | 3+      | 0         | 12+         | 13+           | 80-       | 77-  |
|                   |       |            |            | 1.5+        | 13.2-         | 11.8-           | 4.0-   | 8.9+  | 100.0+  | .0        | 75.0+       | 18.8+         | 15.7-     | 9.4- |
| *****             |       |            |            |             |               |                 |        |       |         |           |             |               |           |      |
| RURAL             | 88    | 47,464     | 10.08      | 479         | 153           | 31.94           | 3      | 10    | 14      | 55        | 208         | 151           | 38        |      |
|                   | 87    | 46,910     | 13.27      | 623         | 199           | 31.94           | 3      | 10    | 4       | 56        | 264         | 209           | 77        |      |
|                   |       |            |            | 554+        | 3.19-         | 144-            | 46-    | .00   | 0       | 10+       | 1-          | 56-           | 58-       |      |
|                   |       |            |            | 1.2+        | 24.0-         | 23.1-           | 23.1-  | .0    | .0      | 250.0+    | 1.8-        | 21.2-         | 27.8-     |      |
| SHERIFF           | 88    |            |            | 292         | 126           | 43.15           | 1      | 3     | 3       | 43        | 119         | 103           | 20        |      |
|                   | 87    |            |            | 346         | 163           | 47.10           | 0      | 3     | 0       | 47        | 154         | 95            | 47        |      |
|                   |       |            |            | 54-         | 37-           | 3.95-           | 1+     | 0     | 3+      | 4-        | 35-         | 8+            | 27-       |      |
|                   |       |            |            | 15.6-       | 22.7-         | 8.4-            | *      | .0    | *       | 8.5-      | 22.7-       | 8.4+          | 57.4-     |      |
| STATE POLICE      | 88    |            |            | 187         | 27            | 14.43           | 2      | 7     | 11      | 12        | 89          | 48            | 18        |      |
|                   | 87    |            |            | 277         | 36            | 12.99           | 3      | 7     | 4       | 9         | 110         | 114           | 30        |      |
|                   |       |            |            | 90-         | 9-            | 1.44+           | 1-     | 0     | 7+      | 3+        | 21-         | 66-           | 12-       |      |
|                   |       |            |            | 32.5-       | 25.0-         | 11.1+           | 33.3-  | .0    | 175.0+  | 33.3+     | 19.1-       | 57.9-         | 40.0-     |      |

| IDENTIFIER           |                  | POPULATION | CRIME RATE | TOTAL OFFEN | TOTAL CLEARED | PERCENT CLEARED | MURDER | RAPE  | ROBBERY | FEL ASSLT | BREAK ENTER | LARCENY THEFT | M/V THEFT |    |
|----------------------|------------------|------------|------------|-------------|---------------|-----------------|--------|-------|---------|-----------|-------------|---------------|-----------|----|
| MUNICIPAL            | 88               | 23,711     | 37.36      | 886         | 187           | 21.10           | 3      | 2     | 14      | 27        | 222         | 591           | 27        |    |
|                      | 87               | 23,184     | 39.89      | 925         | 155           | 16.75           | 0      | 2     | 12      | 13        | 246         | 610           | 42        |    |
|                      | NUMERICAL CHANGE | 527+       | 2.53-      | 39-         | 32+           | 4.35+           | 3+     | 0     | 2+      | 14+       | 24-         | 19-           | 15-       |    |
|                      | PERCENT CHANGE   | 2.3+       | 6.3-       | 4.2-        | 20.6+         | 26.0+           | *      | .0    | 16.7+   | 107.7+    | 9.8-        | 3.1-          | 35.7-     |    |
| BLUEFIELD PD         | 88               | 14,456     | 31.40      | 454         | 94            | 20.70           | 1      | 1     | 7       | 17        | 124         | 287           | 17        |    |
|                      | 87               | 14,236     | 29.57      | 421         | 99            | 23.51           | 0      | 0     | 7       | 5         | 124         | 267           | 18        |    |
|                      | NUMERICAL CHANGE | 220+       | 1.83+      | 33+         | 5-            | 2.81-           | 1+     | 1+    | 0       | 12+       | 0           | 20+           | 1-        |    |
|                      | PERCENT CHANGE   | 1.5+       | 6.2+       | 7.8+        | 5.1-          | 12.0-           | *      | *     | .0      | 240.0+    | .0          | 7.5+          | 5.6-      |    |
| PRINCETON PD         | 88               | 8,172      | 47.84      | 391         | 90            | 23.01           | 2      | 0     | 7       | 9         | 96          | 267           | 10        |    |
|                      | 87               | 8,048      | 58.02      | 467         | 56            | 11.99           | 0      | 0     | 4       | 8         | 121         | 311           | 23        |    |
|                      | NUMERICAL CHANGE | 124+       | 10.18-     | 76-         | 34+           | 11.02+          | 2+     | 0     | 3+      | 1+        | 25-         | 44-           | 13-       |    |
|                      | PERCENT CHANGE   | 1.5+       | 17.5-      | 16.3-       | 60.7+         | 91.9+           | *      |       | 75.0+   | 12.5+     | 20.7-       | 14.1-         | 56.5-     |    |
| CONCORD COL SECURITY | 88               | 1,083      | 37.85      | 41          | 3             | 7.31            | 0      | 1     | 0       | 1         | 2           | 37            | 0         |    |
|                      | 87               | 900        | 41.11      | 37          | 0             | .00             | 0      | 2     | 1       | 0         | 1           | 32            | 1         |    |
|                      | NUMERICAL CHANGE | 183+       | 3.26-      | 4+          | 3+            | 7.31+           | 0      | 1-    | 1-      | 1+        | 1+          | 5+            | 1-        |    |
|                      | PERCENT CHANGE   | 20.3+      | 7.9-       | 10.8+       | *             | *               |        | 50.0- | *       | *         | 100.0+      | 15.6+         | *         |    |
| *****                |                  |            |            |             |               |                 |        |       |         |           |             |               |           |    |
| MINERAL CTY          | TOTAL            | 88         | 27,001     | 13.84       | 374           | 138             | 36.89  | 1     | 1       | 0         | 33          | 107           | 209       | 23 |
|                      | 87               | 27,385     | 13.36      | 366         | 99            | 27.04           | 1      | 1     | 5       | 16        | 102         | 213           | 28        |    |
|                      | NUMERICAL CHANGE | 384-       | .48+       | 8+          | 39+           | 9.85+           | 0      | 0     | 5-      | 17+       | 5+          | 4-            | 5-        |    |
|                      | PERCENT CHANGE   | 1.4-       | 3.6+       | 2.2+        | 39.4+         | 36.4+           | .0     | .0    | *       | 106.3+    | 4.9+        | 1.9-          | 17.9-     |    |
| *****                |                  |            |            |             |               |                 |        |       |         |           |             |               |           |    |
| RURAL                | 88               | 19,324     | 10.47      | 203         | 56            | 27.58           | 1      | 1     | 0       | 25        | 93          | 73            | 10        |    |
|                      | 87               | 19,660     | 9.66       | 190         | 54            | 28.42           | 1      | 1     | 2       | 15        | 73          | 81            | 17        |    |
|                      | NUMERICAL CHANGE | 276-       | .81+       | 13+         | 2+            | .84-            | 0      | 0     | 2-      | 10+       | 20+         | 8-            | 7-        |    |
|                      | PERCENT CHANGE   | 1.4-       | 8.4+       | 6.8+        | 3.7+          | 3.0-            | .0     | .0    | *       | 66.7+     | 27.4+       | 9.9-          | 41.2-     |    |
| SHERIFF              | 88               |            |            | 38          | 21            | 55.26           | 0      | 1     | 0       | 9         | 9           | 18            | 1         |    |
|                      | 87               |            |            | 29          | 14            | 48.27           | 0      | 1     | 1       | 4         | 10          | 11            | 2         |    |
|                      | NUMERICAL CHANGE |            |            | 9+          | 7+            | 6.99+           | 0      | 0     | 1-      | 5+        | 1-          | 7+            | 1-        |    |
|                      | PERCENT CHANGE   |            |            | 31.0+       | 50.0+         | 14.5+           |        | .0    | *       | 125.0+    | 10.0-       | 63.6+         | 50.0-     |    |
| STATE POLICE         | 88               |            |            | 165         | 35            | 21.21           | 1      | 0     | 0       | 16        | 84          | 55            | 9         |    |
|                      | 87               |            |            | 161         | 40            | 24.84           | 1      | 0     | 1       | 11        | 63          | 70            | 15        |    |
|                      | NUMERICAL CHANGE |            |            | 4+          | 5-            | 3.63-           | 0      | 0     | 1-      | 5+        | 21+         | 15-           | 6-        |    |
|                      | PERCENT CHANGE   |            |            | 2.5+        | 12.5-         | 14.6-           | .0     |       | *       | 45.5+     | 33.3+       | 21.4-         | 40.0-     |    |
| MUNICIPAL            | 88               | 7,617      | 22.44      | 171         | 82            | 47.95           | 0      | 0     | 0       | 8         | 14          | 136           | 13        |    |
|                      | 87               | 7,725      | 22.78      | 176         | 45            | 25.56           | 0      | 0     | 3       | 1         | 29          | 132           | 11        |    |
|                      | NUMERICAL CHANGE | 108-       | .34-       | 5-          | 37+           | 22.39+          | 0      | 0     | 3-      | 7+        | 15-         | 4+            | 2+        |    |
|                      | PERCENT CHANGE   | 1.4-       | 1.5-       | 2.8-        | 82.2+         | 87.6+           |        |       | *       | 700.0+    | 51.7-       | 3.0+          | 18.2+     |    |
| KEYSER PD            | 88               | 6,398      | 25.16      | 161         | 80            | 49.68           | 0      | 0     | 0       | 7         | 12          | 129           | 13        |    |
|                      | 87               | 6,489      | 22.19      | 144         | 31            | 21.52           | 0      | 0     | 2       | 1         | 21          | 111           | 9         |    |
|                      | NUMERICAL CHANGE | 91-        | 2.97+      | 17+         | 49+           | 28.16+          | 0      | 0     | 2-      | 6+        | 9-          | 18+           | 4+        |    |
|                      | PERCENT CHANGE   | 1.4-       | 13.4+      | 11.8+       | 158.1+        | 130.9+          |        |       | *       | 600.0+    | 42.9-       | 16.2+         | 44.4+     |    |



WEST VIRGINIA U C R CRIME INDEX REPORT

| IDENTIFIER      |                  | POPULATION | CRIME RATE | TOTAL OFFEN | TOTAL CLEARED | PERCENT CLEARED | MURDER | RAPE   | ROBBERY | FEL ASSLT | BREAK ENTER | LARCENY THEFT | M/V THEFT |
|-----------------|------------------|------------|------------|-------------|---------------|-----------------|--------|--------|---------|-----------|-------------|---------------|-----------|
| PIEDMONT PD     | 88               | 1,219      | 8.20       | 10          | 2             | 20.00           | 0      | 0      | 0       | 1         | 2           | 7             | 0         |
|                 | 87               | 1,236      | 25.88      | 32          | 14            | 43.75           | 0      | 0      | 1       | 0         | 8           | 21            | 2         |
|                 | NUMERICAL CHANGE | 17-        | 17.68-     | 22-         | 12-           | 23.75-          | 0      | 0      | 1-      | 1+        | 6-          | 14-           | 2-        |
|                 | PERCENT CHANGE   | 1.4-       | 68.3-      | 68.8-       | 85.7-         | 54.3-           |        |        | *       | *         | 75.0-       | 66.7-         | *         |
| *****           |                  |            |            |             |               |                 |        |        |         |           |             |               |           |
| MINGO CTY TOTAL | 88               | 36,034     | 10.32      | 372         | 89            | 23.92           | 3      | 7      | 4       | 46        | 109         | 148           | 55        |
|                 | 87               | 36,382     | 12.09      | 440         | 105           | 23.86           | 5      | 1      | 16      | 46        | 108         | 177           | 87        |
|                 | NUMERICAL CHANGE | 348-       | 1.77-      | 68-         | 16-           | .06+            | 2-     | 6+     | 12-     | 0         | 1+          | 29-           | 32-       |
|                 | PERCENT CHANGE   | 1.0-       | 14.6-      | 15.5-       | 15.2-         | .3+             | 40.0-  | 600.0+ | 75.0-   | .0        | .9+         | 16.4-         | 36.8-     |
| *****           |                  |            |            |             |               |                 |        |        |         |           |             |               |           |
| RURAL           | 88               | 28,641     | 8.13       | 233         | 61            | 26.18           | 2      | 6      | 2       | 35        | 66          | 72            | 50        |
|                 | 87               | 28,918     | 9.44       | 273         | 72            | 26.37           | 5      | 1      | 6       | 31        | 66          | 86            | 78        |
|                 | NUMERICAL CHANGE | 277-       | 1.31-      | 40-         | 11-           | .19-            | 3-     | 5+     | 4-      | 4+        | 0           | 14-           | 28-       |
|                 | PERCENT CHANGE   | 1.0-       | 13.9-      | 14.7-       | 15.3-         | .7-             | 60.0-  | 500.0+ | 66.7-   | 12.9+     | .0          | 16.3-         | 35.9-     |
| SHERIFF         | 88               |            |            | 42          | 8             | 19.04           | 0      | 0      | 0       | 4         | 11          | 18            | 9         |
|                 | 87               |            |            | 87          | 6             | 6.89            | 1      | 0      | 0       | 4         | 19          | 37            | 26        |
|                 | NUMERICAL CHANGE |            |            | 45-         | 2+            | 12.15+          | 1-     | 0      | 0       | 0         | 8-          | 19-           | 17-       |
|                 | PERCENT CHANGE   |            |            | 51.7-       | 33.3+         | 176.3+          | *      |        |         | .0        | 42.1-       | 51.4-         | 65.4-     |
| STATE POLICE    | 88               |            |            | 191         | 53            | 27.74           | 2      | 6      | 2       | 31        | 55          | 54            | 41        |
|                 | 87               |            |            | 186         | 66            | 35.48           | 4      | 1      | 6       | 27        | 47          | 49            | 52        |
|                 | NUMERICAL CHANGE |            |            | 5+          | 13-           | 7.74-           | 2-     | 5+     | 4-      | 4+        | 8+          | 5+            | 11-       |
|                 | PERCENT CHANGE   |            |            | 2.7+        | 19.7-         | 21.8-           | 50.0-  | 500.0+ | 66.7-   | 14.8+     | 17.0+       | 10.2+         | 21.2-     |
| MUNICIPAL       | 88               | 7,393      | 18.80      | 139         | 28            | 20.14           | 1      | 1      | 2       | 11        | 43          | 76            | 5         |
|                 | 87               | 7,464      | 22.37      | 167         | 33            | 19.76           | 0      | 0      | 10      | 15        | 42          | 91            | 9         |
|                 | NUMERICAL CHANGE | 71-        | 3.57-      | 28-         | 5-            | .38+            | 1+     | 1+     | 8-      | 4-        | 1+          | 15-           | 4-        |
|                 | PERCENT CHANGE   | 1.0-       | 16.0-      | 16.8-       | 15.2-         | 1.9+            | *      | *      | 80.0-   | 26.7-     | 2.4+        | 16.5-         | 44.4-     |
| WILLIAMSON PD   | 88               | 4,867      | 27.53      | 134         | 28            | 20.89           | 1      | 1      | 2       | 11        | 38          | 76            | 5         |
|                 | 87               | 4,914      | 30.52      | 150         | 28            | 18.66           | 0      | 0      | 10      | 13        | 33          | 87            | 7         |
|                 | NUMERICAL CHANGE | 47-        | 2.99-      | 16-         | 0             | 2.23+           | 1+     | 1+     | 8-      | 2-        | 5+          | 11-           | 2-        |
|                 | PERCENT CHANGE   | 1.0-       | 9.8-       | 10.7-       | .0            | 12.0+           | *      | *      | 80.0-   | 15.4-     | 15.2+       | 12.6-         | 28.6-     |
| KERMIT PD       | 88               | 656        | 7.62       | 5           | 0             | .00             | 0      | 0      | 0       | 0         | 5           | 0             | 0         |
|                 | 87               | 662        | 22.65      | 15          | 4             | 26.66           | 0      | 0      | 0       | 2         | 7           | 4             | 2         |
|                 | NUMERICAL CHANGE | 6-         | 15.03-     | 10-         | 4-            | 26.66-          | 0      | 0      | 0       | 2-        | 2-          | 4-            | 2-        |
|                 | PERCENT CHANGE   | .9-        | 66.4-      | 66.7-       | *             | *               |        |        | *       | 28.6-     | *           | *             |           |
| DELBARTON PD    | 88               | 998        | .00        | 0           | 0             | .00             | 0      | 0      | 0       | 0         | 0           | 0             | 0         |
|                 | 87               | 1,008      | .99        | 1           | 0             | .00             | 0      | 0      | 0       | 0         | 1           | 0             | 0         |
|                 | NUMERICAL CHANGE | 10-        | .99-       | 1-          | 0             | .00             | 0      | 0      | 0       | 0         | 1-          | 0             | 0         |
|                 | PERCENT CHANGE   | 1.0-       | .0         | *           | *             | *               |        |        |         | *         | *           | *             |           |
| MATEWAN PD      | 88               | 872        | .00        | 0           | 0             | .00             | 0      | 0      | 0       | 0         | 0           | 0             | 0         |
|                 | 87               | 880        | 1.13       | 1           | 1             | 100.00          | 0      | 0      | 0       | 0         | 1           | 0             | 0         |
|                 | NUMERICAL CHANGE | 8-         | 1.13-      | 1-          | 1-            | 100.00-         | 0      | 0      | 0       | 0         | 1-          | 0             | 0         |
|                 | PERCENT CHANGE   | .9-        | .0         | *           | *             | *               |        |        |         | *         | *           | *             |           |

118

PART I OFFENSES

WEST VIRGINIA U C R CRIME INDEX REPORT

| IDENTIFIER           |    | POPULATION       | CRIME RATE | TOTAL OFFEN | TOTAL CLEARED | PERCENT CLEARED | MURDER | RAPE  | ROBBERY | FEL ASSLT | BREAK ENTER | LARCENY THEFT | M/V THEFT |       |
|----------------------|----|------------------|------------|-------------|---------------|-----------------|--------|-------|---------|-----------|-------------|---------------|-----------|-------|
| *****                |    |                  |            |             |               |                 |        |       |         |           |             |               |           |       |
| MONONGALIA CTY TOTAL | 88 | 75,741           | 30.21      | 2289        | 329           | 14.37           | 1      | 17    | 13      | 17        | 478         | 1641          | 122       |       |
|                      | 87 | 76,817           | 31.74      | 2440        | 362           | 14.83           | 1      | 26    | 15      | 29        | 423         | 1790          | 156       |       |
|                      |    | NUMERICAL CHANGE | 1,076-     | 151-        | 33-           | .46-            | 0      | 9-    | 2-      | 12-       | 55+         | 149-          | 34-       |       |
|                      |    | PERCENT CHANGE   | 1.4-       | 4.8-        | 6.2-          | 9.1-            | 3.1-   | .0    | 34.6-   | 13.3-     | 41.4-       | 13.0+         | 8.3-      | 21.8- |
| *****                |    |                  |            |             |               |                 |        |       |         |           |             |               |           |       |
| RURAL                | 88 | 38,712           | 14.30      | 554         | 73            | 13.17           | 1      | 0     | 5       | 5         | 172         | 321           | 50        |       |
|                      | 87 | 39,485           | 14.86      | 587         | 89            | 15.16           | 0      | 8     | 6       | 7         | 174         | 335           | 57        |       |
|                      |    | NUMERICAL CHANGE | 773-       | 33-         | 16-           | 1.99-           | 1+     | 8-    | 1-      | 2-        | 2-          | 14-           | 7-        |       |
|                      |    | PERCENT CHANGE   | 2.0-       | 3.8-        | 5.6-          | 18.0-           | *      | *     | 16.7-   | 28.6-     | 1.1-        | 4.2-          | 12.3-     |       |
| SHERIFF              | 88 |                  |            | 222         | 13            | 5.85            | 1      | 0     | 3       | 3         | 67          | 145           | 3         |       |
|                      | 87 |                  |            | 242         | 30            | 12.39           | 0      | 0     | 0       | 2         | 65          | 169           | 6         |       |
|                      |    | NUMERICAL CHANGE |            | 20-         | 17-           | 6.54-           | 1+     | 0     | 3+      | 1+        | 2+          | 24-           | 3-        |       |
|                      |    | PERCENT CHANGE   |            | 8.3-        | 56.7-         | 52.8-           | *      |       | *       | 50.0+     | 3.1+        | 14.2-         | 50.0-     |       |
| STATE POLICE         | 88 |                  |            | 332         | 60            | 18.07           | 0      | 0     | 2       | 2         | 105         | 176           | 47        |       |
|                      | 87 |                  |            | 345         | 59            | 17.10           | 0      | 8     | 6       | 5         | 109         | 166           | 51        |       |
|                      |    | NUMERICAL CHANGE |            | 13-         | 1+            | .97+            | 0      | 8-    | 4-      | 3-        | 4-          | 10+           | 4-        |       |
|                      |    | PERCENT CHANGE   |            | 3.8-        | 1.7+          | 5.7+            |        | *     | 66.7-   | 60.0-     | 3.7-        | 6.0+          | 7.8-      |       |
| MUNICIPAL            | 88 | 37,029           | 46.84      | 1735        | 256           | 14.75           | 0      | 17    | 8       | 12        | 306         | 1320          | 72        |       |
|                      | 87 | 37,332           | 49.62      | 1853        | 273           | 14.73           | 1      | 18    | 9       | 22        | 249         | 1455          | 99        |       |
|                      |    | NUMERICAL CHANGE | 303-       | 118-        | 17-           | .02+            | 1-     | 1-    | 1-      | 10-       | 57+         | 135-          | 27-       |       |
|                      |    | PERCENT CHANGE   | .8-        | 5.6-        | 6.4-          | 6.2-            | *      | 5.6-  | 11.1-   | 45.5-     | 22.9+       | 9.3-          | 27.3-     |       |
| MORGANTOWN PD        | 88 | 26,163           | 40.05      | 1048        | 156           | 14.88           | 0      | 8     | 5       | 9         | 193         | 796           | 37        |       |
|                      | 87 | 26,535           | 45.81      | 1216        | 191           | 15.70           | 1      | 18    | 9       | 21        | 188         | 911           | 68        |       |
|                      |    | NUMERICAL CHANGE | 372-       | 168-        | 35-           | .82-            | 1-     | 10-   | 4-      | 12-       | 5+          | 115-          | 31-       |       |
|                      |    | PERCENT CHANGE   | 1.4-       | 12.6-       | 13.8-         | 18.3-           | *      | 55.6- | 44.4-   | 57.1-     | 2.7+        | 12.6-         | 45.6-     |       |
| STAR CITY PD         | 88 | 1,306            | 86.52      | 113         | 73            | 64.60           | 0      | 0     | 1       | 0         | 6           | 100           | 6         |       |
|                      | 87 | 1,325            | 55.84      | 74          | 45            | 60.81           | 0      | 0     | 0       | 0         | 0           | 69            | 5         |       |
|                      |    | NUMERICAL CHANGE | 19-        | 39+         | 28+           | 3.79+           | 0      | 0     | 1+      | 0         | 6+          | 31+           | 1+        |       |
|                      |    | PERCENT CHANGE   | 1.4-       | 54.9+       | 52.7+         | 62.2+           |        |       | *       |           | *           | 44.9+         | 20.0+     |       |
| WESTOVER PD          | 88 | 4,903            | 38.34      | 188         | 11            | 5.85            | 0      | 8     | 0       | 1         | 64          | 102           | 13        |       |
|                      | 87 | 4,973            | 31.97      | 159         | 14            | 8.80            | 0      | 0     | 0       | 1         | 42          | 107           | 9         |       |
|                      |    | NUMERICAL CHANGE | 70-        | 29+         | 3-            | 2.95-           | 0      | 8+    | 0       | 0         | 22+         | 5-            | 4+        |       |
|                      |    | PERCENT CHANGE   | 1.4-       | 19.9+       | 18.2+         | 21.4-           |        | *     |         | .0        | 52.4+       | 4.7-          | 44.4+     |       |
| WVU SECURITY POLICE  | 88 | 3,672            | 98.31      | 361         | 14            | 3.87            | 0      | 1     | 0       | 1         | 33          | 315           | 11        |       |
|                      | 87 | 3,500            | 109.99     | 385         | 22            | 5.71            | 0      | 0     | 0       | 0         | 13          | 362           | 10        |       |
|                      |    | NUMERICAL CHANGE | 172+       | 24-         | 8-            | 1.84-           | 0      | 1+    | 0       | 1+        | 20+         | 47-           | 1+        |       |
|                      |    | PERCENT CHANGE   | 4.9+       | 10.6-       | 6.2-          | 36.4-           |        | *     |         | *         | 153.8+      | 13.0-         | 10.0+     |       |
| GRANVILLE PD         | 88 | 985              | 25.38      | 25          | 2             | 8.00            | 0      | 0     | 2       | 1         | 10          | 7             | 5         |       |
|                      | 87 | 999              | 19.01      | 19          | 1             | 5.26            | 0      | 0     | 0       | 0         | 6           | 6             | 7         |       |
|                      |    | NUMERICAL CHANGE | 14-        | 6+          | 1+            | 2.74+           | 0      | 0     | 2+      | 1+        | 4+          | 1+            | 2-        |       |
|                      |    | PERCENT CHANGE   | 1.4-       | 33.5+       | 31.6+         | 100.0+          |        |       | *       | *         | 66.7+       | 16.7+         | 28.6-     |       |

119

WEST VIRGINIA U C R CRIME INDEX REPORT

| IDENTIFIER |                  | POPULATION   | CRIME RATE | TOTAL OFFEN | TOTAL CLEARED | PERCENT CLEARED | MURDER | RAPE | ROBBERY | FEL ASLTL | BREAK ENTER | LARCENY THEFT | M/V THEFT |
|------------|------------------|--------------|------------|-------------|---------------|-----------------|--------|------|---------|-----------|-------------|---------------|-----------|
| *****      |                  |              |            |             |               |                 |        |      |         |           |             |               |           |
| MONROE CTY | TOTAL            | 88<br>13,604 | 7.27       | 99          | 38            | 38.38           | 2      | 1    | 0       | 3         | 68          | 14            | 11        |
|            |                  | 87<br>13,129 | 6.24       | 82          | 15            | 18.29           | 0      | 1    | 0       | 3         | 55          | 17            | 6         |
|            | NUMERICAL CHANGE |              | 475+       | 17+         | 23+           | 20.09+          | 2+     | 0    | 0       | 0         | 13+         | 3-            | 5+        |
|            | PERCENT CHANGE   |              | 3.6+       | 16.5+       | 20.7+         | 153.3+          | *      | .0   | .0      | .0        | 23.6+       | 17.6-         | 83.3+     |
| *****      |                  |              |            |             |               |                 |        |      |         |           |             |               |           |
|            | RURAL            | 88<br>12,370 | 6.87       | 85          | 28            | 32.94           | 2      | 1    | 0       | 3         | 59          | 10            | 10        |
|            |                  | 87<br>11,834 | 6.67       | 79          | 13            | 16.45           | 0      | 1    | 0       | 3         | 52          | 17            | 6         |
|            | NUMERICAL CHANGE |              | 536+       | 6+          | 15+           | 16.49+          | 2+     | 0    | 0       | 0         | 7+          | 7-            | 4+        |
|            | PERCENT CHANGE   |              | 4.5+       | 3.0+        | 7.6+          | 115.4+          | *      | .0   | .0      | .0        | 13.5+       | 41.2-         | 66.7+     |
|            | SHERIFF          | 88           |            | 48          | 8             | 16.66           | 0      | 0    | 0       | 1         | 32          | 9             | 6         |
|            |                  | 87           |            | 55          | 3             | 5.45            | 0      | 0    | 0       | 1         | 37          | 13            | 4         |
|            | NUMERICAL CHANGE |              |            | 7-          | 5+            | 11.21+          | 0      | 0    | 0       | 0         | 5-          | 4-            | 2+        |
|            | PERCENT CHANGE   |              |            | 12.7-       | 166.7+        | 205.7+          |        |      |         | .0        | 13.5-       | 30.8-         | 50.0+     |
|            | STATE POLICE     | 88           |            | 37          | 20            | 54.05           | 2      | 1    | 0       | 2         | 27          | 1             | 4         |
|            |                  | 87           |            | 24          | 10            | 41.66           | 0      | 1    | 0       | 2         | 15          | 4             | 2         |
|            | NUMERICAL CHANGE |              |            | 13+         | 10+           | 12.39+          | 2+     | 0    | 0       | 0         | 12+         | 3-            | 2+        |
|            | PERCENT CHANGE   |              |            | 54.2+       | 100.0+        | 29.7+           | *      | .0   | .0      | .0        | 80.0+       | 75.0-         | 100.0+    |
|            | MUNICIPAL        | 88           | 1,234      | 11.34       | 14            | 10              | 71.42  | 0    | 0       | 0         | 9           | 4             | 1         |
|            |                  | 87           | 1,295      | 2.31        | 3             | 2               | 66.66  | 0    | 0       | 0         | 3           | 0             | 0         |
|            | NUMERICAL CHANGE |              | 61-        | 9.03+       | 11+           | 8+              | 4.76+  | 0    | 0       | 0         | 6+          | 4+            | 1+        |
|            | PERCENT CHANGE   |              | 4.7-       | 390.9+      | 366.7+        | 400.0+          | 7.1+   |      |         |           | 200.0+      | *             | *         |
|            | ALDERSON PD      | 88           | 1,234      | 11.34       | 14            | 10              | 71.42  | 0    | 0       | 0         | 9           | 4             | 1         |
|            |                  | 87           | 1,295      | 2.31        | 3             | 2               | 66.66  | 0    | 0       | 0         | 3           | 0             | 0         |
|            | NUMERICAL CHANGE |              | 61-        | 9.03+       | 11+           | 8+              | 4.76+  | 0    | 0       | 0         | 6+          | 4+            | 1+        |
|            | PERCENT CHANGE   |              | 4.7-       | 390.9+      | 366.7+        | 400.0+          | 7.1+   |      |         |           | 200.0+      | *             | *         |
| *****      |                  |              |            |             |               |                 |        |      |         |           |             |               |           |
| MORGAN CTY | TOTAL            | 88<br>11,515 | 16.67      | 192         | 32            | 16.66           | 0      | 0    | 0       | 3         | 103         | 78            | 8         |
|            |                  | 87<br>9,985  | 26.33      | 263         | 91            | 34.60           | 0      | 1    | 0       | 5         | 163         | 89            | 5         |
|            | NUMERICAL CHANGE |              | 1,530+     | 9.66-       | 71-           | 59-             | 17.94- | 0    | 1-      | 0         | 2-          | 60-           | 11-       |
|            | PERCENT CHANGE   |              | 15.3+      | 36.7-       | 27.0-         | 64.8-           | 51.8-  | *    | *       | 40.0-     | 36.8-       | 12.4-         | 60.0+     |
| *****      |                  |              |            |             |               |                 |        |      |         |           |             |               |           |
|            | RURAL            | 88<br>11,515 | 16.67      | 192         | 32            | 16.66           | 0      | 0    | 0       | 3         | 103         | 78            | 8         |
|            |                  | 87<br>9,985  | 26.33      | 263         | 91            | 34.60           | 0      | 1    | 0       | 5         | 163         | 89            | 5         |
|            | NUMERICAL CHANGE |              | 1,530+     | 9.66-       | 71-           | 59-             | 17.94- | 0    | 1-      | 0         | 2-          | 60-           | 11-       |
|            | PERCENT CHANGE   |              | 15.3+      | 36.7-       | 27.0-         | 64.8-           | 51.8-  | *    | *       | 40.0-     | 36.8-       | 12.4-         | 60.0+     |
|            | SHERIFF          | 88           |            | 61          | 6             | 9.83            | 0      | 0    | 0       | 0         | 32          | 27            | 2         |
|            |                  | 87           |            | 81          | 12            | 14.81           | 0      | 0    | 0       | 1         | 47          | 33            | 0         |
|            | NUMERICAL CHANGE |              |            | 20-         | 6-            | 4.98-           | 0      | 0    | 0       | 1-        | 15-         | 6-            | 2+        |
|            | PERCENT CHANGE   |              |            | 24.7-       | 50.0-         | 33.6-           |        |      |         | *         | 31.9-       | 18.2-         | *         |
|            | STATE POLICE     | 88           |            | 131         | 26            | 19.84           | 0      | 0    | 0       | 3         | 71          | 51            | 6         |
|            |                  | 87           |            | 182         | 79            | 43.40           | 0      | 1    | 0       | 4         | 116         | 56            | 5         |
|            | NUMERICAL CHANGE |              |            | 51-         | 53-           | 23.56-          | 0      | 1-   | 0       | 1-        | 45-         | 5-            | 1+        |
|            | PERCENT CHANGE   |              |            | 28.9-       | 67.1-         | 54.3-           | *      | *    |         | 25.0-     | 38.8-       | 8.9-          | 20.0+     |

PART I OFFENSES

WEST VIRGINIA U C R CRIME INDEX REPORT

| IDENTIFIER   |                  | POPULATION   | CRIME RATE | TOTAL OFFEN | TOTAL CLEARED | PERCENT CLEARED | MURDER | RAPE   | ROBBERY | FEL ASSLT | BREAK ENTER | LARCENY THEFT | M/V THEFT |       |
|--------------|------------------|--------------|------------|-------------|---------------|-----------------|--------|--------|---------|-----------|-------------|---------------|-----------|-------|
| *****        |                  |              |            |             |               |                 |        |        |         |           |             |               |           |       |
| NICHOLAS CTY | TOTAL            | 88<br>27,696 | 16.24      | 450         | 108           | 24.00           | 1      | 4      | 5       | 19        | 118         | 264           | 39        |       |
|              |                  | 87<br>28,077 | 13.56      | 381         | 83            | 21.78           | 0      | 3      | 3       | 21        | 94          | 214           | 46        |       |
|              | NUMERICAL CHANGE |              | 381-       | 2.68+       | 69+           | 25+             | 2.22+  | 1+     | 1+      | 2+        | 2-          | 24+           | 50+       | 7-    |
|              | PERCENT CHANGE   |              | 1.4-       | 19.8+       | 18.1+         | 30.1+           | 10.2+  | *      | 33.3+   | 66.7+     | 9.5-        | 25.5+         | 23.4+     | 15.2- |
| *****        |                  |              |            |             |               |                 |        |        |         |           |             |               |           |       |
|              | RURAL            | 88<br>21,562 | 16.27      | 351         | 75            | 21.36           | 0      | 4      | 5       | 17        | 103         | 191           | 31        |       |
|              |                  | 87<br>21,859 | 12.89      | 282         | 43            | 15.24           | 0      | 2      | 3       | 18        | 83          | 141           | 35        |       |
|              | NUMERICAL CHANGE |              | 297-       | 3.38+       | 69+           | 32+             | 6.12+  | 0      | 2+      | 2+        | 1-          | 20+           | 50+       | 4-    |
|              | PERCENT CHANGE   |              | 1.4-       | 26.2+       | 24.5+         | 74.4+           | 40.2+  |        | 100.0+  | 66.7+     | 5.6-        | 24.1+         | 35.5+     | 11.4- |
|              | SHERIFF          | 88           |            | 233         | 45            | 19.31           | 0      | 4      | 1       | 17        | 59          | 134           | 18        |       |
|              |                  | 87           |            | 188         | 30            | 15.95           | 0      | 2      | 1       | 15        | 49          | 104           | 17        |       |
|              | NUMERICAL CHANGE |              |            | 45+         | 15+           | 3.36+           | 0      | 2+     | 0       | 2+        | 10+         | 30+           | 1+        |       |
|              | PERCENT CHANGE   |              |            | 23.9+       | 50.0+         | 21.1+           |        | 100.0+ | .0      | 13.3+     | 20.4+       | 28.8+         | 5.9+      |       |
|              | STATE POLICE     | 88           |            | 118         | 30            | 25.42           | 0      | 0      | 4       | 0         | 44          | 57            | 13        |       |
|              |                  | 87           |            | 94          | 13            | 13.82           | 0      | 0      | 2       | 3         | 34          | 37            | 18        |       |
|              | NUMERICAL CHANGE |              |            | 24+         | 17+           | 11.60+          | 0      | 0      | 2+      | 3-        | 10+         | 20+           | 5-        |       |
|              | PERCENT CHANGE   |              |            | 25.5+       | 130.8+        | 83.9+           |        |        | 100.0+  | *         | 29.4+       | 54.1+         | 27.8-     |       |
|              | MUNICIPAL        | 88<br>6,134  | 16.13      | 99          | 33            | 33.33           | 1      | 0      | 0       | 2         | 15          | 73            | 8         |       |
|              |                  | 87<br>6,218  | 15.92      | 99          | 40            | 40.40           | 0      | 1      | 0       | 3         | 11          | 73            | 11        |       |
|              | NUMERICAL CHANGE |              | 84-        | .21+        | 0             | 7-              | 7.07-  | 1+     | 1-      | 0         | 1-          | 4+            | 0         | 3-    |
|              | PERCENT CHANGE   |              | 1.4-       | 1.3+        | .0            | .17.5-          | 17.5-  | *      | *       |           | 33.3-       | 36.4+         | .0        | 27.3- |
|              | RICHWOOD PD      | 88<br>3,062  | .97        | 3           | 1             | 33.33           | 0      | 0      | 0       | 0         | 2           | 1             | 0         |       |
|              |                  | 87<br>3,104  | 1.93       | 6           | 5             | 83.33           | 0      | 0      | 0       | 1         | 2           | 2             | 1         |       |
|              | NUMERICAL CHANGE |              | 42-        | .96-        | 3-            | 4-              | 50.00- | 0      | 0       | 1-        | 0           | 1-            | 1-        |       |
|              | PERCENT CHANGE   |              | 1.4-       | 49.7-       | 50.0-         | 80.0-           | 60.0-  | *      | *       |           | .0          | 50.0-         | *         |       |
|              | SUMMERSVILLE PD  | 88<br>3,072  | 31.24      | 96          | 32            | 33.33           | 1      | 0      | 0       | 2         | 13          | 72            | 8         |       |
|              |                  | 87<br>3,114  | 29.86      | 93          | 35            | 37.63           | 0      | 1      | 0       | 2         | 9           | 71            | 10        |       |
|              | NUMERICAL CHANGE |              | 42-        | 1.38+       | 3+            | 3-              | 4.30-  | 1+     | 1-      | 0         | 4+          | 1+            | 2-        |       |
|              | PERCENT CHANGE   |              | 1.3-       | 4.6+        | 3.2+          | 8.6-            | 11.4-  | *      | *       |           | .0          | 44.4+         | 1.4+      | 20.0- |
| *****        |                  |              |            |             |               |                 |        |        |         |           |             |               |           |       |
| OHIO CTY     | TOTAL            | 88<br>56,682 | 26.07      | 1478        | 265           | 17.92           | 1      | 18     | 72      | 56        | 642         | 594           | 95        |       |
|              |                  | 87<br>57,341 | 22.44      | 1288        | 285           | 22.12           | 1      | 7      | 72      | 59        | 437         | 593           | 119       |       |
|              | NUMERICAL CHANGE |              | 659-       | 3.63+       | 190+          | 20-             | 4.20-  | 0      | 11+     | 0         | 3-          | 205+          | 1+        | 24-   |
|              | PERCENT CHANGE   |              | 1.1-       | 16.2+       | 14.8+         | 7.0-            | 19.0-  | .0     | 157.1+  | .0        | 5.1-        | 46.9+         | .2+       | 20.2- |
| *****        |                  |              |            |             |               |                 |        |        |         |           |             |               |           |       |
|              | RURAL            | 88<br>13,494 | 16.52      | 223         | 45            | 20.17           | 0      | 5      | 0       | 11        | 110         | 85            | 12        |       |
|              |                  | 87<br>16,261 | 12.78      | 208         | 32            | 15.38           | 0      | 2      | 6       | 11        | 58          | 107           | 24        |       |
|              | NUMERICAL CHANGE |              | 2,767-     | 3.74+       | 15+           | 13+             | 4.79+  | 0      | 3+      | 6-        | 0           | 52+           | 22-       | 12-   |
|              | PERCENT CHANGE   |              | 17.0-      | 29.3+       | 7.2+          | 40.6+           | 31.1+  |        | 150.0+  | *         | .0          | 89.7+         | 20.6-     | 50.0- |
|              | SHERIFF          | 88           |            | 180         | 31            | 17.22           | 0      | 4      | 0       | 7         | 99          | 64            | 6         |       |
|              |                  | 87           |            | 163         | 19            | 11.65           | 0      | 2      | 5       | 8         | 51          | 81            | 16        |       |
|              | NUMERICAL CHANGE |              |            | 17+         | 12+           | 5.57+           | 0      | 2+     | 5-      | 1-        | 48+         | 17-           | 10-       |       |
|              | PERCENT CHANGE   |              |            | 10.4+       | 63.2+         | 47.8+           |        | 100.0+ | *       | 12.5-     | 94.1+       | 21.0-         | 62.5-     |       |

WEST VIRGINIA U C R CRIME INDEX REPORT

| IDENTIFIER              |    | POPULATION | CRIME RATE | TOTAL OFFEN | TOTAL CLEARED | PERCENT CLEARED | MURDER | RAPE   | ROBBERY | FEL ASSLT | BREAK ENTER | LARCENY THEFT | M/V THEFT |
|-------------------------|----|------------|------------|-------------|---------------|-----------------|--------|--------|---------|-----------|-------------|---------------|-----------|
| STATE POLICE            | 88 |            |            | 43          | 14            | 32.55           | 0      | 1      | 0       | 4         | 11          | 21            | 6         |
|                         | 87 |            |            | 45          | 13            | 28.88           | 0      | 0      | 1       | 3         | 7           | 26            | 8         |
|                         |    |            |            | 2-          | 1+            | 3.67+           | 0      | 1+     | 1-      | 1+        | 4+          | 5-            | 2-        |
|                         |    |            |            | 4.4-        | 7.7+          | 12.7+           |        | *      | *       | 33.3+     | 57.1+       | 19.2-         | 25.0-     |
| MUNICIPAL               | 88 | 43,188     | 29.05      | 1255        | 220           | 17.52           | 1      | 13     | 72      | 45        | 532         | 509           | 83        |
|                         | 87 | 41,080     | 26.28      | 1080        | 253           | 23.42           | 1      | 5      | 66      | 48        | 379         | 486           | 95        |
|                         |    | 2,108+     | 2.77+      | 175+        | 33-           | 5.90-           | 0      | 8+     | 6+      | 3-        | 153+        | 23+           | 12-       |
|                         |    | 5.1+       | 10.5+      | 16.2+       | 13.0-         | 25.2-           | .0     | 160.0+ | 9.1+    | 6.3-      | 40.4+       | 4.7+          | 12.6-     |
| WHEELING PD             | 88 | 38,906     | 29.70      | 1156        | 218           | 18.85           | 1      | 13     | 71      | 45        | 515         | 430           | 81        |
|                         | 87 | 39,358     | 26.18      | 1031        | 253           | 24.53           | 1      | 5      | 66      | 48        | 378         | 439           | 94        |
|                         |    | 452-       | 3.52+      | 125+        | 35-           | 5.68-           | 0      | 8+     | 5+      | 3-        | 137+        | 9-            | 13-       |
|                         |    | 1.1-       | 13.4+      | 12.1+       | 13.8-         | 23.2-           | .0     | 160.0+ | 7.6+    | 6.3-      | 36.2+       | 2.1-          | 13.8-     |
| BETHLEHEM PD            | 88 | 2,952      | 10.16      | 30          | 2             | 6.66            | 0      | 0      | 0       | 0         | 16          | 13            | 1         |
|                         |    | 0          | .00        | 0           | 0             | .00             | 0      | 0      | 0       | 0         | 0           | 0             | 0         |
|                         |    | 2,952+     | 10.16+     | 30+         | 2+            | 6.66+           | 0      | 0      | 0       | 0         | 16+         | 13+           | 1+        |
|                         |    | .0         | .0         | *           | *             | *               |        |        |         |           | *           | *             | *         |
| WEST LIBERTY ST COL SEC | 88 | 1,330      | 51.87      | 69          | 0             | .00             | 0      | 0      | 1       | 0         | 1           | 66            | 1         |
|                         | 87 | 1,000      | 49.00      | 49          | 0             | .00             | 0      | 0      | 0       | 0         | 1           | 47            | 1         |
|                         |    | 330+       | 2.87+      | 20+         | 0             | .00             | 0      | 0      | 1+      | 0         | 0           | 19+           | 0         |
|                         |    | 33.0+      | 5.9+       | 40.8+       |               |                 |        |        | *       |           | .0          | 40.4+         | .0        |
| VILLAGE OF CLEARVIEW    | 88 | 0          | .00        | 0           | 0             | .00             | 0      | 0      | 0       | 0         | 0           | 0             | 0         |
|                         | 87 | 722        | .00        | 0           | 0             | .00             | 0      | 0      | 0       | 0         | 0           | 0             | 0         |
|                         |    | 722-       | .00        | 0           | 0             | .00             | 0      | 0      | 0       | 0         | 0           | 0             | 0         |
|                         |    | .0         |            |             |               |                 |        |        |         |           |             |               |           |
| *****                   |    |            |            |             |               |                 |        |        |         |           |             |               |           |
| PENDLETON CTY TOTAL     | 88 | 7,842      | 4.08       | 32          | 11            | 34.37           | 0      | 0      | 0       | 1         | 18          | 13            | 0         |
|                         | 87 | 7,810      | 4.86       | 38          | 12            | 31.57           | 0      | 0      | 1       | 6         | 16          | 13            | 2         |
|                         |    | 32+        | .78-       | 6-          | 1-            | 2.80+           | 0      | 0      | 1-      | 5-        | 2+          | 0             | 2-        |
|                         |    | .4+        | 16.0-      | 15.8-       | 8.3-          | 8.9+            |        |        | *       | 83.3-     | 12.5+       | .0            | *         |
| *****                   |    |            |            |             |               |                 |        |        |         |           |             |               |           |
| RURAL                   | 88 | 7,842      | 4.08       | 32          | 11            | 34.37           | 0      | 0      | 0       | 1         | 18          | 13            | 0         |
|                         | 87 | 7,810      | 4.86       | 38          | 12            | 31.57           | 0      | 0      | 1       | 6         | 16          | 13            | 2         |
|                         |    | 32+        | .78-       | 6-          | 1-            | 2.80+           | 0      | 0      | 1-      | 5-        | 2+          | 0             | 2-        |
|                         |    | .4+        | 16.0-      | 15.8-       | 8.3-          | 8.9+            |        |        | *       | 83.3-     | 12.5+       | .0            | *         |
| SHERIFF                 | 88 |            |            | 2           | 2             | 100.00          | 0      | 0      | 0       | 0         | 1           | 1             | 0         |
|                         | 87 |            |            | 5           | 2             | 40.00           | 0      | 0      | 0       | 2         | 1           | 2             | 0         |
|                         |    |            |            | 3-          | 0             | 60.00+          | 0      | 0      | 0       | 2-        | 0           | 1-            | 0         |
|                         |    |            |            | 60.0-       | .0            | 150.0+          |        |        |         | *         | .0          | 50.0-         | *         |
| STATE POLICE            | 88 |            |            | 30          | 9             | 30.00           | 0      | 0      | 0       | 1         | 17          | 12            | 0         |
|                         | 87 |            |            | 33          | 10            | 30.30           | 0      | 0      | 1       | 4         | 15          | 11            | 2         |
|                         |    |            |            | 3-          | 1-            | .30-            | 0      | 0      | 1-      | 3-        | 2+          | 1+            | 2-        |
|                         |    |            |            | 9.1-        | 10.0-         | 1.0-            |        |        | *       | 75.0-     | 13.3+       | 9.1+          | *         |

PART I OFFENSES

WEST VIRGINIA U C R CRIME INDEX REPORT

| IDENTIFIER           |    | POPULATION | CRIME RATE       | TOTAL OFFEN | TOTAL CLEARED | PERCENT CLEARED | MURDER | RAPE   | ROBBERY | FEL ASSLT | BREAK ENTER | LARCENY THEFT | M/V THEFT |        |       |
|----------------------|----|------------|------------------|-------------|---------------|-----------------|--------|--------|---------|-----------|-------------|---------------|-----------|--------|-------|
| *****                |    |            |                  |             |               |                 |        |        |         |           |             |               |           |        |       |
| PLEASANTS CTY TOTAL  | 88 | 7,644      | 5.88             | 45          | 17            | 37.77           | 0      | 1      | 1       | 1         | 12          | 26            | 4         |        |       |
|                      | 87 | 8,008      | 4.24             | 34          | 15            | 44.11           | 1      | 3      | 0       | 0         | 10          | 15            | 5         |        |       |
|                      |    |            | NUMERICAL CHANGE | 364-        | 1.64+         | 11+             | 2+     | 6.34-  | 1-      | 2-        | 1+          | 1+            | 2+        | 11+    | 1-    |
|                      |    |            | PERCENT CHANGE   | 4.5-        | 38.7+         | 32.4+           | 13.3+  | 14.4-  | *       | 66.7-     | *           | *             | 20.0+     | 73.3+  | 20.0- |
| *****                |    |            |                  |             |               |                 |        |        |         |           |             |               |           |        |       |
| RURAL                | 88 | 5,483      | 4.37             | 24          | 14            | 58.33           | 0      | 1      | 1       | 1         | 7           | 12            | 2         |        |       |
|                      | 87 | 5,744      | 3.30             | 19          | 13            | 68.42           | 1      | 3      | 0       | 0         | 9           | 2             | 4         |        |       |
|                      |    |            | NUMERICAL CHANGE | 261-        | 1.07+         | 5+              | 1+     | 10.09- | 1-      | 2-        | 1+          | 1+            | 2-        | 10+    | 2-    |
|                      |    |            | PERCENT CHANGE   | 4.5-        | 32.4+         | 26.3+           | 7.7+   | 14.7-  | *       | 66.7-     | *           | *             | 22.2-     | 500.0+ | 50.0- |
| SHERIFF              | 88 |            |                  | 13          | 6             | 46.15           | 0      | 0      | 0       | 0         | 6           | 5             | 2         |        |       |
|                      | 87 |            |                  | 13          | 9             | 69.23           | 1      | 2      | 0       | 0         | 7           | 1             | 2         |        |       |
|                      |    |            | NUMERICAL CHANGE | 0           | 3-            | 23.08-          | 1-     | 2-     | 0       | 0         | 1-          | 4+            | 0         |        |       |
|                      |    |            | PERCENT CHANGE   | .0          | 33.3-         | 33.3-           | *      | *      | *       | *         | 14.3-       | 400.0+        | .0        |        |       |
| STATE POLICE         | 88 |            |                  | 11          | 8             | 72.72           | 0      | 1      | 1       | 1         | 1           | 7             | 0         |        |       |
|                      | 87 |            |                  | 6           | 4             | 66.66           | 0      | 1      | 0       | 0         | 2           | 1             | 2         |        |       |
|                      |    |            | NUMERICAL CHANGE | 5+          | 4+            | 6.06+           | 0      | 0      | 1+      | 1+        | 1-          | 6+            | 2-        |        |       |
|                      |    |            | PERCENT CHANGE   | 83.3+       | 100.0+        | 9.1+            |        | .0     | *       | *         | 50.0-       | 600.0+        | *         |        |       |
| MUNICIPAL            | 88 | 2,161      | 9.71             | 21          | 3             | 14.28           | 0      | 0      | 0       | 0         | 5           | 14            | 2         |        |       |
|                      | 87 | 2,264      | 6.62             | 15          | 2             | 13.33           | 0      | 0      | 0       | 0         | 1           | 13            | 1         |        |       |
|                      |    |            | NUMERICAL CHANGE | 103-        | 3.09+         | 6+              | 1+     | .95+   | 0       | 0         | 0           | 4+            | 1+        | 1+     |       |
|                      |    |            | PERCENT CHANGE   | 4.5-        | 46.7+         | 40.0+           | 50.0+  | 7.1+   |         |           |             | 400.0+        | 7.7+      | 100.0+ |       |
| ST MARYS PD          | 88 | 2,161      | 9.71             | 21          | 3             | 14.28           | 0      | 0      | 0       | 0         | 5           | 14            | 2         |        |       |
|                      | 87 | 2,264      | 6.62             | 15          | 2             | 13.33           | 0      | 0      | 0       | 0         | 1           | 13            | 1         |        |       |
|                      |    |            | NUMERICAL CHANGE | 103-        | 3.09+         | 6+              | 1+     | .95+   | 0       | 0         | 0           | 4+            | 1+        | 1+     |       |
|                      |    |            | PERCENT CHANGE   | 4.5-        | 46.7+         | 40.0+           | 50.0+  | 7.1+   |         |           |             | 400.0+        | 7.7+      | 100.0+ |       |
| *****                |    |            |                  |             |               |                 |        |        |         |           |             |               |           |        |       |
| POCAHONTAS CTY TOTAL | 88 | 9,133      | 5.69             | 52          | 21            | 40.38           | 0      | 0      | 2       | 1         | 36          | 13            | 0         |        |       |
|                      | 87 | 9,392      | 4.25             | 40          | 20            | 50.00           | 1      | 0      | 3       | 1         | 18          | 14            | 3         |        |       |
|                      |    |            | NUMERICAL CHANGE | 259-        | 1.44+         | 12+             | 1+     | 9.62-  | 1-      | 0         | 1-          | 0             | 3-        |        |       |
|                      |    |            | PERCENT CHANGE   | 2.8-        | 33.9+         | 30.0+           | 5.0+   | 19.2-  | *       | 33.3-     | .0          | 100.0+        | 7.1-      | *      |       |
| *****                |    |            |                  |             |               |                 |        |        |         |           |             |               |           |        |       |
| RURAL                | 88 | 8,085      | 5.19             | 42          | 16            | 38.09           | 0      | 0      | 2       | 1         | 31          | 8             | 0         |        |       |
|                      | 87 | 8,314      | 4.57             | 38          | 19            | 50.00           | 1      | 0      | 3       | 0         | 18          | 13            | 3         |        |       |
|                      |    |            | NUMERICAL CHANGE | 229-        | .62+          | 4+              | 3-     | 11.91- | 1-      | 0         | 1-          | 13+           | 5-        | 3-     |       |
|                      |    |            | PERCENT CHANGE   | 2.8-        | 13.6+         | 10.5+           | 15.8-  | 23.8-  | *       | 33.3-     | *           | 72.2+         | 38.5-     | *      |       |
| SHERIFF              | 88 |            |                  | 9           | 6             | 66.66           | 0      | 0      | 0       | 0         | 6           | 3             | 0         |        |       |
|                      | 87 |            |                  | 14          | 14            | 100.00          | 0      | 0      | 0       | 0         | 12          | 1             | 1         |        |       |
|                      |    |            | NUMERICAL CHANGE | 5-          | 8-            | 33.34-          | 0      | 0      | 0       | 0         | 6-          | 2+            | 1-        |        |       |
|                      |    |            | PERCENT CHANGE   | 35.7-       | 57.1-         | 33.3-           |        |        |         |           | 50.0-       | 200.0+        | *         |        |       |
| STATE POLICE         | 88 |            |                  | 33          | 10            | 30.30           | 0      | 0      | 2       | 1         | 25          | 5             | 0         |        |       |
|                      | 87 |            |                  | 24          | 5             | 20.83           | 1      | 0      | 3       | 0         | 6           | 12            | 2         |        |       |
|                      |    |            | NUMERICAL CHANGE | 9+          | 5+            | 9.47+           | 1-     | 0      | 1-      | 1+        | 19+         | 7-            | 2-        |        |       |
|                      |    |            | PERCENT CHANGE   | 37.5+       | 100.0+        | 45.5+           | *      | *      | 33.3-   | *         | 316.7+      | 58.3-         | *         |        |       |

WEST VIRGINIA U C R CRIME INDEX REPORT

| IDENTIFIER    |                  | POPULATION | CRIME RATE | TOTAL OFFEN | TOTAL CLEARED | PERCENT CLEARED | MURDER | RAPE  | ROBBERY | FEL ASHLT | BREAK ENTER | LARCENY THEFT | M/V THEFT |    |
|---------------|------------------|------------|------------|-------------|---------------|-----------------|--------|-------|---------|-----------|-------------|---------------|-----------|----|
| MUNICIPAL     | 88               | 1,048      | 9.54       | 10          | 5             | 50.00           | 0      | 0     | 0       | 0         | 5           | 5             | 0         |    |
|               | 87               | 1,078      | 1.85       | 2           | 1             | 50.00           | 0      | 0     | 0       | 1         | 0           | 1             | 0         |    |
|               | NUMERICAL CHANGE | 30-        | 7.69+      | 8+          | 4+            | .00             | 0      | 0     | 0       | 1-        | 5+          | 4+            | 0         |    |
|               | PERCENT CHANGE   | 2.8-       | 415.7+     | 400.0+      | 400.0+        | .0              |        |       |         | *         | *           | 400.0+        |           |    |
| MARLINTON PD  | 88               | 1,048      | 9.54       | 10          | 5             | 50.00           | 0      | 0     | 0       | 0         | 5           | 5             | 0         |    |
|               | 87               | 1,078      | 1.85       | 2           | 1             | 50.00           | 0      | 0     | 0       | 1         | 0           | 1             | 0         |    |
|               | NUMERICAL CHANGE | 30-        | 7.69+      | 8+          | 4+            | .00             | 0      | 0     | 0       | 1-        | 5+          | 4+            | 0         |    |
|               | PERCENT CHANGE   | 2.8-       | 415.7+     | 400.0+      | 400.0+        | .0              |        |       |         | *         | *           | 400.0+        |           |    |
| *****         |                  |            |            |             |               |                 |        |       |         |           |             |               |           |    |
| PRESTON CTY   | TOTAL            | 88         | 30,277     | 10.40       | 315           | 52              | 16.50  | 0     | 3       | 1         | 6           | 117           | 156       | 32 |
|               | 87               | 30,055     | 9.94       | 299         | 48            | 16.05           | 1      | 6     | 2       | 1         | 110         | 151           | 28        |    |
|               | NUMERICAL CHANGE | 222+       | .46+       | 16+         | 4+            | .45+            | 1-     | 3-    | 1-      | 5+        | 7+          | 5+            | 4+        |    |
|               | PERCENT CHANGE   | .7+        | 4.6+       | 5.4+        | 8.3+          | 2.8+            | *      | 50.0- | 50.0-   | 500.0+    | 6.4+        | 3.3+          | 14.3+     |    |
| *****         |                  |            |            |             |               |                 |        |       |         |           |             |               |           |    |
| RURAL         | 88               | 25,744     | 10.25      | 264         | 23            | 8.71            | 0      | 2     | 1       | 4         | 105         | 124           | 28        |    |
|               | 87               | 25,556     | 10.17      | 260         | 24            | 9.23            | 1      | 5     | 1       | 1         | 105         | 123           | 24        |    |
|               | NUMERICAL CHANGE | 188+       | .08+       | 4+          | 1-            | .52-            | 1-     | 3-    | 0       | 3+        | 0           | 1+            | 4+        |    |
|               | PERCENT CHANGE   | .7+        | .8+        | 1.5+        | 4.2-          | 5.6-            | *      | 60.0- | .0      | 300.0+    | .0          | .8+           | 16.7+     |    |
| SHERIFF       | 88               |            |            | 191         | 18            | 9.42            | 0      | 1     | 0       | 3         | 81          | 95            | 11        |    |
|               | 87               |            |            | 207         | 22            | 10.62           | 1      | 4     | 1       | 1         | 87          | 100           | 13        |    |
|               | NUMERICAL CHANGE |            |            | 16-         | 4-            | 1.20-           | 1-     | 3-    | 1-      | 2+        | 6-          | 5-            | 2-        |    |
|               | PERCENT CHANGE   |            |            | 7.7-        | 18.2-         | 11.3-           | *      | 75.0- | *       | 200.0+    | 6.9-        | 5.0-          | 15.4-     |    |
| STATE POLICE  | 88               |            |            | 73          | 5             | 6.84            | 0      | 1     | 1       | 1         | 24          | 29            | 17        |    |
|               | 87               |            |            | 53          | 2             | 3.77            | 0      | 1     | 0       | 0         | 18          | 23            | 11        |    |
|               | NUMERICAL CHANGE |            |            | 20+         | 3+            | 3.07+           | 0      | 0     | 1+      | 1+        | 6+          | 6+            | 6+        |    |
|               | PERCENT CHANGE   |            |            | 37.7+       | 150.0+        | 81.4+           |        | .0    | *       | *         | 33.3+       | 26.1+         | 54.5+     |    |
| MUNICIPAL     | 88               | 4,533      | 11.25      | 51          | 29            | 56.86           | 0      | 1     | 0       | 2         | 12          | 32            | 4         |    |
|               | 87               | 4,499      | 8.66       | 39          | 24            | 61.53           | 0      | 1     | 1       | 0         | 5           | 28            | 4         |    |
|               | NUMERICAL CHANGE | 34+        | 2.59+      | 12+         | 5+            | 4.67-           | 0      | 0     | 1-      | 2+        | 7+          | 4+            | 0         |    |
|               | PERCENT CHANGE   | .8+        | 29.9+      | 30.8+       | 20.8+         | 7.6-            |        | .0    | *       | *         | 140.0+      | 14.3+         | .0        |    |
| KINGWOOD PD   | 88               | 2,660      | 19.17      | 51          | 29            | 56.86           | 0      | 1     | 0       | 2         | 12          | 32            | 4         |    |
|               | 87               | 2,640      | 13.25      | 35          | 22            | 62.85           | 0      | 1     | 1       | 0         | 4           | 28            | 1         |    |
|               | NUMERICAL CHANGE | 20+        | 5.92+      | 16+         | 7+            | 5.99-           | 0      | 0     | 1-      | 2+        | 8+          | 4+            | 3+        |    |
|               | PERCENT CHANGE   | .8+        | 44.7+      | 45.7+       | 31.8+         | 9.5-            |        | .0    | *       | *         | 200.0+      | 14.3+         | 300.0+    |    |
| TERRA ALTA PD | 88               | 1,873      | .00        | 0           | 0             | .00             | 0      | 0     | 0       | 0         | 0           | 0             | 0         |    |
|               | 87               | 1,859      | 2.15       | 4           | 2             | 50.00           | 0      | 0     | 0       | 0         | 1           | 0             | 3         |    |
|               | NUMERICAL CHANGE | 14+        | 2.15-      | 4-          | 2-            | 50.00-          | 0      | 0     | 0       | 0         | 1-          | 0             | 3-        |    |
|               | PERCENT CHANGE   | .8+        | .0         | *           | *             | *               |        |       |         |           | *           |               | *         |    |
| *****         |                  |            |            |             |               |                 |        |       |         |           |             |               |           |    |
| PUTNAM CTY    | TOTAL            | 88         | 39,738     | 12.75       | 507           | 66              | 13.01  | 0     | 4       | 4         | 7           | 168           | 292       | 32 |
|               | 87               | 40,534     | 14.03      | 569         | 101           | 17.75           | 0      | 5     | 5       | 8         | 173         | 343           | 35        |    |
|               | NUMERICAL CHANGE | 796-       | 1.28-      | 62-         | 35-           | 4.74-           | 0      | 1-    | 1-      | 1-        | 5-          | 51-           | 3-        |    |
|               | PERCENT CHANGE   | 2.0-       | 9.1-       | 10.9-       | 34.7-         | 26.7-           |        | 20.0- | 20.0-   | 12.5-     | 2.9-        | 14.9-         | 8.6-      |    |
| *****         |                  |            |            |             |               |                 |        |       |         |           |             |               |           |    |

WEST VIRGINIA U C R CRIME INDEX REPORT

| IDENTIFIER        |                  | POPULATION | CRIME RATE | TOTAL OFFEN | TOTAL CLEARED | PERCENT CLEARED | MURDER | RAPE  | ROBBERY | FEL ASHLT | BREAK ENTER | LARCENY THEFT | M/V THEFT |
|-------------------|------------------|------------|------------|-------------|---------------|-----------------|--------|-------|---------|-----------|-------------|---------------|-----------|
| RURAL             | 88               | 34,642     | 12.61      | 437         | 61            | 13.95           | 0      | 2     | 2       | 7         | 160         | 240           | 26        |
|                   | 87               | 35,336     | 13.15      | 465         | 94            | 20.21           | 0      | 3     | 4       | 8         | 168         | 254           | 28        |
|                   | NUMERICAL CHANGE | 694-       | .54-       | 28-         | 33-           | 6.26-           | 0      | 1-    | 2-      | 1-        | 8-          | 14-           | 2-        |
|                   | PERCENT CHANGE   | 2.0-       | 4.1-       | 6.0-        | 35.1-         | 31.0-           |        | 33.3- | 50.0-   | 12.5-     | 4.8-        | 5.5-          | 7.1-      |
| SHERIFF           | 88               |            |            | 345         | 24            | 6.95            | 0      | 0     | 2       | 2         | 120         | 206           | 15        |
|                   | 87               |            |            | 378         | 71            | 18.78           | 0      | 0     | 4       | 4         | 122         | 225           | 23        |
|                   | NUMERICAL CHANGE |            |            | 33-         | 47-           | 11.83-          | 0      | 0     | 2-      | 2-        | 2-          | 19-           | 8-        |
|                   | PERCENT CHANGE   |            |            | 8.7-        | 66.2-         | 63.0-           |        |       | 50.0-   | 50.0-     | 1.6-        | 8.4-          | 34.8-     |
| STATE POLICE      | 88               |            |            | 92          | 37            | 40.21           | 0      | 2     | 0       | 5         | 40          | 34            | 11        |
|                   | 87               |            |            | 87          | 23            | 26.43           | 0      | 3     | 0       | 4         | 46          | 29            | 5         |
|                   | NUMERICAL CHANGE |            |            | 5+          | 14+           | 13.78+          | 0      | 1-    | 0       | 1+        | 6-          | 5+            | 6+        |
|                   | PERCENT CHANGE   |            |            | 5.7+        | 60.9+         | 52.1+           |        | 33.3- |         | 25.0+     | 13.0-       | 17.2+         | 120.0+    |
| MUNICIPAL         | 88               | 5,096      | 13.73      | 70          | 5             | 7.14            | 0      | 2     | 2       | 0         | 8           | 52            | 6         |
|                   | 87               | 5,198      | 20.00      | 104         | 7             | 6.73            | 0      | 2     | 1       | 0         | 5           | 89            | 7         |
|                   | NUMERICAL CHANGE | 102-       | 6.27-      | 34-         | 2-            | .41+            | 0      | 0     | 1+      | 0         | 3+          | 37-           | 1-        |
|                   | PERCENT CHANGE   | 2.0-       | 31.4-      | 32.7-       | 28.6-         | 6.1+            |        | .0    | 100.0+  |           | 60.0+       | 41.6-         | 14.3-     |
| HURRICANE PD      | 88               | 3,981      | 17.58      | 70          | 5             | 7.14            | 0      | 2     | 2       | 0         | 8           | 52            | 6         |
|                   | 87               | 4,061      | 25.60      | 104         | 7             | 6.73            | 0      | 2     | 1       | 0         | 5           | 89            | 7         |
|                   | NUMERICAL CHANGE | 80-        | 8.02-      | 34-         | 2-            | .41+            | 0      | 0     | 1+      | 0         | 3+          | 37-           | 1-        |
|                   | PERCENT CHANGE   | 2.0-       | 31.3-      | 32.7-       | 28.6-         | 6.1+            |        | .0    | 100.0+  |           | 60.0+       | 41.6-         | 14.3-     |
| POCA PD           | 88               | 1,115      | .00        | 0           | 0             | .00             | 0      | 0     | 0       | 0         | 0           | 0             | 0         |
|                   | 87               | 1,137      | .00        | 0           | 0             | .00             | 0      | 0     | 0       | 0         | 0           | 0             | 0         |
|                   | NUMERICAL CHANGE | 22-        | .00        | 0           | 0             | .00             | 0      | 0     | 0       | 0         | 0           | 0             | 0         |
|                   | PERCENT CHANGE   | 1.9-       |            |             |               |                 |        |       |         |           |             |               |           |
| *****             |                  |            |            |             |               |                 |        |       |         |           |             |               |           |
| RALEIGH CTY TOTAL | 88               | 82,591     | 22.84      | 1888        | 540           | 28.60           | 9      | 7     | 18      | 33        | 455         | 1272          | 94        |
|                   | 87               | 83,243     | 20.78      | 1731        | 561           | 32.40           | 8      | 4     | 19      | 37        | 370         | 1194          | 99        |
|                   | NUMERICAL CHANGE | 652-       | 2.06+      | 157+        | 21-           | 3.80-           | 1+     | 3+    | 1-      | 4-        | 85+         | 78+           | 5-        |
|                   | PERCENT CHANGE   | .8-        | 9.9+       | 9.1+        | 3.7-          | 11.7-           | 12.5+  | 75.0+ | 5.3-    | 10.8-     | 23.0+       | 6.5+          | 5.1-      |
| *****             |                  |            |            |             |               |                 |        |       |         |           |             |               |           |
| RURAL             | 88               | 60,823     | 17.31      | 1053        | 249           | 23.64           | 7      | 4     | 7       | 28        | 262         | 663           | 82        |
|                   | 87               | 61,304     | 16.39      | 1005        | 219           | 21.79           | 7      | 3     | 13      | 33        | 267         | 601           | 81        |
|                   | NUMERICAL CHANGE | 481-       | .92+       | 48+         | 30+           | 1.85+           | 0      | 1+    | 6-      | 5-        | 5-          | 62+           | 1+        |
|                   | PERCENT CHANGE   | .8-        | 5.6+       | 4.8+        | 13.7+         | 8.5+            | .0     | 33.3+ | 46.2-   | 15.2-     | 1.9-        | 10.3+         | 1.2+      |
| SHERIFF           | 88               |            |            | 786         | 213           | 27.09           | 6      | 4     | 7       | 26        | 198         | 489           | 56        |
|                   | 87               |            |            | 777         | 180           | 23.16           | 6      | 3     | 12      | 33        | 208         | 460           | 55        |
|                   | NUMERICAL CHANGE |            |            | 9+          | 33+           | 3.93+           | 0      | 1+    | 5-      | 7-        | 10-         | 29+           | 1+        |
|                   | PERCENT CHANGE   |            |            | 1.2+        | 18.3+         | 17.0+           | .0     | 33.3+ | 41.7-   | 21.2-     | 4.8-        | 6.3+          | 1.8+      |
| STATE POLICE      | 88               |            |            | 267         | 36            | 13.48           | 1      | 0     | 0       | 2         | 64          | 174           | 26        |
|                   | 87               |            |            | 228         | 39            | 17.10           | 1      | 0     | 1       | 0         | 59          | 141           | 26        |
|                   | NUMERICAL CHANGE |            |            | 39+         | 3-            | 3.62-           | 0      | 0     | 1-      | 2+        | 5+          | 33+           | 0         |
|                   | PERCENT CHANGE   |            |            | 17.1+       | 7.7-          | 21.2-           | .0     |       | *       | *         | 8.5+        | 23.4+         | .0        |



WEST VIRGINIA U C R CRIME INDEX REPORT

| IDENTIFIER   |                  | POPULATION | CRIME RATE | TOTAL OFFEN | TOTAL CLEARED | PERCENT CLEARED | MURDER | RAPE   | ROBBERY | FEL ASHLT | BREAK ENTER | LARCENY THEFT | M/V THEFT |    |
|--------------|------------------|------------|------------|-------------|---------------|-----------------|--------|--------|---------|-----------|-------------|---------------|-----------|----|
| MUNICIPAL    | 88               | 21,768     | 38.35      | 835         | 291           | 34.85           | 2      | 3      | 11      | 5         | 193         | 609           | 12        |    |
|              | 87               | 21,939     | 33.09      | 726         | 342           | 47.10           | 1      | 1      | 6       | 4         | 103         | 593           | 18        |    |
|              | NUMERICAL CHANGE | 171-       | 5.26+      | 109+        | 51-           | 12.25-          | 1+     | 2+     | 5+      | 1+        | 90+         | 16+           | 6-        |    |
|              | PERCENT CHANGE   | .8-        | 15.9+      | 15.0+       | 14.9-         | 26.0-           | 100.0+ | 200.0+ | 83.3+   | 25.0+     | 87.4+       | 2.7+          | 33.3-     |    |
| BECKLEY PD   | 88               | 19,187     | 42.57      | 817         | 286           | 35.00           | 2      | 2      | 10      | 5         | 188         | 598           | 12        |    |
|              | 87               | 19,338     | 35.42      | 685         | 320           | 46.71           | 1      | 1      | 6       | 2         | 89          | 569           | 17        |    |
|              | NUMERICAL CHANGE | 151-       | 7.15+      | 132+        | 34-           | 11.71-          | 1+     | 1+     | 4+      | 3+        | 99+         | 29+           | 5-        |    |
|              | PERCENT CHANGE   | .8-        | 20.2+      | 19.3+       | 10.6-         | 25.1-           | 100.0+ | 100.0+ | 66.7+   | 150.0+    | 111.2+      | 5.1+          | 29.4-     |    |
| MABSCOTT PD  | 88               | 1,423      | 8.43       | 12          | 1             | 8.33            | 0      | 0      | 1       | 0         | 3           | 8             | 0         |    |
|              | 87               | 1,434      | 7.67       | 11          | 8             | 72.72           | 0      | 0      | 0       | 1         | 4           | 6             | 0         |    |
|              | NUMERICAL CHANGE | 11-        | .76+       | 1+          | 7-            | 64.39-          | 0      | 0      | 1+      | 1-        | 1-          | 2+            | 0         |    |
|              | PERCENT CHANGE   | .8-        | 9.9+       | 9.1+        | 87.5-         | 88.5-           |        |        | *       | *         | 25.0-       | 33.3+         |           |    |
| SOPHIA PD    | 88               | 1,158      | 5.18       | 6           | 4             | 66.66           | 0      | 1      | 0       | 0         | 2           | 3             | 0         |    |
|              | 87               | 1,167      | 25.70      | 30          | 14            | 46.66           | 0      | 0      | 0       | 1         | 10          | 18            | 1         |    |
|              | NUMERICAL CHANGE | 9-         | 20.52-     | 24-         | 10-           | 20.00+          | 0      | 1+     | 0       | 1-        | 8-          | 15-           | 1-        |    |
|              | PERCENT CHANGE   | .8-        | 79.8-      | 80.0-       | 71.4-         | 42.9+           |        | *      |         | *         | 80.0-       | 83.3-         | *         |    |
| *****        |                  |            |            |             |               |                 |        |        |         |           |             |               |           |    |
| RANDOLPH CTY | TOTAL            | 88         | 28,192     | 13.08       | 369           | 106             | 28.72  | 0      | 1       | 2         | 8           | 98            | 228       | 32 |
|              | 87               | 27,978     | 14.40      | 403         | 103           | 25.55           | 1      | 3      | 1       | 8         | 125         | 238           | 27        |    |
|              | NUMERICAL CHANGE | 214+       | 1.32-      | 34-         | 3+            | 3.17+           | 1-     | 2-     | 1+      | 0         | 27-         | 10-           | 5+        |    |
|              | PERCENT CHANGE   | .8+        | 9.2-       | 8.4-        | 2.9+          | 12.4+           | *      | 66.7-  | 100.0+  | .0        | 21.6-       | 4.2-          | 18.5+     |    |
| *****        |                  |            |            |             |               |                 |        |        |         |           |             |               |           |    |
| RURAL        | 88               | 20,202     | 5.69       | 115         | 52            | 45.21           | 0      | 1      | 0       | 0         | 51          | 49            | 14        |    |
|              | 87               | 20,049     | 4.98       | 100         | 31            | 31.00           | 1      | 2      | 0       | 5         | 48          | 37            | 7         |    |
|              | NUMERICAL CHANGE | 153+       | .71+       | 15+         | 21+           | 14.21+          | 1-     | 1-     | 0       | 5-        | 3+          | 12+           | 7+        |    |
|              | PERCENT CHANGE   | .8+        | 14.3+      | 15.0+       | 67.7+         | 45.8+           | *      | 50.0-  |         | *         | 6.3+        | 32.4+         | 100.0+    |    |
| SHERIFF      | 88               |            |            | 15          | 1             | 6.66            | 0      | 0      | 0       | 0         | 8           | 6             | 1         |    |
|              | 87               |            |            | 16          | 4             | 25.00           | 1      | 0      | 0       | 2         | 6           | 6             | 1         |    |
|              | NUMERICAL CHANGE |            |            | 1-          | 3-            | 18.34-          | 1-     | 0      | 0       | 2-        | 2+          | 0             | 0         |    |
|              | PERCENT CHANGE   |            |            | 6.3-        | 75.0-         | 73.4-           | *      |        |         | *         | 33.3+       | .0            | .0        |    |
| STATE POLICE | 88               |            |            | 100         | 51            | 51.00           | 0      | 1      | 0       | 0         | 43          | 43            | 13        |    |
|              | 87               |            |            | 84          | 27            | 32.14           | 0      | 2      | 0       | 3         | 42          | 31            | 6         |    |
|              | NUMERICAL CHANGE |            |            | 16+         | 24+           | 18.86+          | 0      | 1-     | 0       | 3-        | 1+          | 12+           | 7+        |    |
|              | PERCENT CHANGE   |            |            | 19.0+       | 88.9+         | 58.7+           |        | 50.0-  |         | *         | 2.4+        | 38.7+         | 116.7+    |    |
| MUNICIPAL    | 88               | 7,990      | 31.78      | 254         | 54            | 21.25           | 0      | 0      | 2       | 8         | 47          | 179           | 18        |    |
|              | 87               | 7,929      | 38.21      | 303         | 72            | 23.76           | 0      | 1      | 1       | 3         | 77          | 201           | 20        |    |
|              | NUMERICAL CHANGE | 61+        | 6.43-      | 49-         | 18-           | 2.51-           | 0      | 1-     | 1+      | 5+        | 30-         | 22-           | 2-        |    |
|              | PERCENT CHANGE   | .8+        | 16.8-      | 16.2-       | 25.0-         | 10.6-           |        | *      | 100.0+  | 166.7+    | 39.0-       | 10.9-         | 10.0-     |    |
| ELKINS PD    | 88               | 7,990      | 31.78      | 254         | 54            | 21.25           | 0      | 0      | 2       | 8         | 47          | 179           | 18        |    |
|              | 87               | 7,929      | 38.21      | 303         | 72            | 23.76           | 0      | 1      | 1       | 3         | 77          | 201           | 20        |    |
|              | NUMERICAL CHANGE | 61+        | 6.43-      | 49-         | 18-           | 2.51-           | 0      | 1-     | 1+      | 5+        | 30-         | 22-           | 2-        |    |
|              | PERCENT CHANGE   | .8+        | 16.8-      | 16.2-       | 25.0-         | 10.6-           |        | *      | 100.0+  | 166.7+    | 39.0-       | 10.9-         | 10.0-     |    |

PART I OFFENSES

WEST VIRGINIA U C R CRIME INDEX REPORT

| IDENTIFIER  |                  | POPULATION | CRIME RATE | TOTAL OFFEN | TOTAL CLEARED | PERCENT CLEARED | MURDER | RAPE | ROBBERY | FEL ASHLT | BREAK ENTER | LARCENY THEFT | M/V THEFT |       |
|-------------|------------------|------------|------------|-------------|---------------|-----------------|--------|------|---------|-----------|-------------|---------------|-----------|-------|
| *****       |                  |            |            |             |               |                 |        |      |         |           |             |               |           |       |
| RITCHIE CTY | TOTAL            | 88         | 11,118     | 9.71        | 108           | 24              | 22.22  | 0    | 5       | 0         | 5           | 36            | 56        | 6     |
|             |                  | 87         | 11,073     | 8.84        | 98            | 47              | 47.95  | 3    | 5       | 0         | 3           | 35            | 52        | 0     |
|             | NUMERICAL CHANGE |            | 45+        | .87+        | 10+           | 23-             | 25.73- | 3-   | 0       | 0         | 2+          | 1+            | 4+        | 6+    |
|             | PERCENT CHANGE   |            | .4+        | 9.8+        | 10.2+         | 48.9-           | 53.7-  | *    | .0      |           | 66.7+       | 2.9+          | 7.7+      | *     |
| *****       |                  |            |            |             |               |                 |        |      |         |           |             |               |           |       |
|             | RURAL            | 88         | 7,971      | 12.54       | 100           | 22              | 22.00  | 0    | 5       | 0         | 4           | 34            | 53        | 4     |
|             |                  | 87         | 7,939      | 10.58       | 84            | 39              | 46.42  | 2    | 5       | 0         | 2           | 31            | 44        | 0     |
|             | NUMERICAL CHANGE |            | 32+        | 1.96+       | 16+           | 17-             | 24.42- | 2-   | 0       | 0         | 2+          | 3+            | 9+        | 4+    |
|             | PERCENT CHANGE   |            | .4+        | 18.5+       | 19.0+         | 43.6-           | 52.6-  | *    | .0      |           | 100.0+      | 9.7+          | 20.5+     | *     |
|             | SHERIFF          | 88         |            |             | 1             | 0               | .00    | 0    | 0       | 0         | 0           | 1             | 0         | 0     |
|             |                  | 87         |            |             | 12            | 7               | 58.33  | 0    | 0       | 0         | 0           | 8             | 4         | 0     |
|             | NUMERICAL CHANGE |            |            |             | 11-           | 7-              | 58.33- | 0    | 0       | 0         | 0           | 7-            | 4-        | 0     |
|             | PERCENT CHANGE   |            |            |             | 91.7-         | *               | *      |      |         |           |             | 87.5-         | *         |       |
|             | STATE POLICE     | 88         |            |             | 99            | 22              | 22.22  | 0    | 5       | 0         | 4           | 33            | 53        | 4     |
|             |                  | 87         |            |             | 72            | 32              | 44.44  | 2    | 5       | 0         | 2           | 23            | 40        | 0     |
|             | NUMERICAL CHANGE |            |            |             | 27+           | 10-             | 22.22- | 2-   | 0       | 0         | 2+          | 10+           | 13+       | 4+    |
|             | PERCENT CHANGE   |            |            |             | 37.5+         | 31.3-           | 50.0-  | *    | .0      |           | 100.0+      | 43.5+         | 32.5+     | *     |
|             | MUNICIPAL        | 88         | 3,147      | 2.54        | 8             | 2               | 25.00  | 0    | 0       | 0         | 1           | 2             | 3         | 2     |
|             |                  | 87         | 3,134      | 4.46        | 14            | 8               | 57.14  | 1    | 0       | 0         | 1           | 4             | 8         | 0     |
|             | NUMERICAL CHANGE |            | 13+        | 1.92-       | 6-            | 6-              | 32.14- | 1-   | 0       | 0         | 0           | 2-            | 5-        | 2+    |
|             | PERCENT CHANGE   |            | .4+        | 43.0-       | 42.9-         | 75.0-           | 56.2-  | *    |         |           | .0          | 50.0-         | 62.5-     | *     |
|             | HARRISVILLE PD   | 88         | 1,628      | 3.07        | 5             | 1               | 20.00  | 0    | 0       | 0         | 0           | 0             | 3         | 2     |
|             |                  | 87         | 1,621      | 3.70        | 6             | 3               | 50.00  | 0    | 0       | 0         | 0           | 1             | 5         | 0     |
|             | NUMERICAL CHANGE |            | 7+         | .63-        | 1-            | 2-              | 30.00- | 0    | 0       | 0         | 0           | 1-            | 2-        | 2+    |
|             | PERCENT CHANGE   |            | .4+        | 17.0-       | 16.7-         | 66.7-           | 60.0-  |      |         |           |             | *             | 40.0-     | *     |
|             | PENNSBORO PD     | 88         | 1,519      | 1.97        | 3             | 1               | 33.33  | 0    | 0       | 0         | 1           | 2             | 0         | 0     |
|             |                  | 87         | 1,513      | 5.28        | 8             | 5               | 62.50  | 1    | 0       | 0         | 1           | 3             | 3         | 0     |
|             | NUMERICAL CHANGE |            | 6+         | 3.31-       | 5-            | 4-              | 29.17- | 1-   | 0       | 0         | 0           | 1-            | 3-        | 0     |
|             | PERCENT CHANGE   |            | .4+        | 62.7-       | 62.5-         | 80.0-           | 46.7-  | *    |         |           | .0          | 33.3-         | *         |       |
| *****       |                  |            |            |             |               |                 |        |      |         |           |             |               |           |       |
| ROANE CTY   | TOTAL            | 88         | 15,287     | 7.91        | 121           | 28              | 23.14  | 0    | 1       | 1         | 7           | 43            | 65        | 4     |
|             |                  | 87         | 15,324     | 8.87        | 136           | 27              | 19.85  | 1    | 2       | 2         | 8           | 48            | 66        | 9     |
|             | NUMERICAL CHANGE |            | 37-        | .96-        | 15-           | 1+              | 3.29+  | 1-   | 1-      | 1-        | 1-          | 5-            | 1-        | 5-    |
|             | PERCENT CHANGE   |            | .2-        | 10.8-       | 11.0-         | 3.7+            | 16.6+  | *    | 50.0-   | 50.0-     | 12.5-       | 10.4-         | 1.5-      | 55.6- |
| *****       |                  |            |            |             |               |                 |        |      |         |           |             |               |           |       |
|             | RURAL            | 88         | 12,653     | 7.50        | 95            | 24              | 25.26  | 0    | 1       | 1         | 6           | 37            | 48        | 2     |
|             |                  | 87         | 12,684     | 6.62        | 84            | 18              | 21.42  | 0    | 2       | 2         | 6           | 36            | 31        | 7     |
|             | NUMERICAL CHANGE |            | 31-        | .88+        | 11+           | 6+              | 3.84+  | 0    | 1-      | 1-        | 0           | 1+            | 17+       | 5-    |
|             | PERCENT CHANGE   |            | .2-        | 13.3+       | 13.1+         | 33.3+           | 17.9+  |      | 50.0-   | 50.0-     | .0          | 2.8+          | 54.8+     | 71.4- |
|             | SHERIFF          | 88         |            |             | 18            | 0               | .00    | 0    | 0       | 0         | 0           | 8             | 9         | 1     |
|             |                  | 87         |            |             | 18            | 1               | 5.55   | 0    | 1       | 1         | 2           | 12            | 1         | 1     |
|             | NUMERICAL CHANGE |            |            |             | 0             | 1-              | 5.55-  | 0    | 1-      | 1-        | 2-          | 4-            | 8+        | 0     |
|             | PERCENT CHANGE   |            |            |             | .0            | *               | *      |      | *       | *         | *           | 33.3-         | 800.0+    | .0    |

WEST VIRGINIA U C R CRIME INDEX REPORT

| IDENTIFIER   |                  | POPULATION | CRIME RATE | TOTAL OFFEN | TOTAL CLEARED | PERCENT CLEARED | MURDER | RAPE | ROBBERY | FEL ASSLT | BREAK ENTER | LARCENY THEFT | M/V THEFT |        |
|--------------|------------------|------------|------------|-------------|---------------|-----------------|--------|------|---------|-----------|-------------|---------------|-----------|--------|
| STATE POLICE | 88               |            |            | 77          | 24            | 31.16           | 0      | 1    | 1       | 6         | 29          | 39            | 1         |        |
|              | 87               |            |            | 66          | 17            | 25.75           | 0      | 1    | 1       | 4         | 24          | 30            | 6         |        |
|              | NUMERICAL CHANGE |            |            | 11+         | 7+            | 5.41+           | 0      | 0    | 0       | 2+        | 5+          | 9+            | 5-        |        |
|              | PERCENT CHANGE   |            |            | 16.7+       | 41.2+         | 21.0+           |        | .0   | .0      | 50.0+     | 20.8+       | 30.0+         | 83.3-     |        |
| MUNICIPAL    | 88               | 2,634      | 9.87       | 26          | 4             | 15.38           | 0      | 0    | 0       | 1         | 6           | 17            | 2         |        |
|              | 87               | 2,640      | 19.69      | 52          | 9             | 17.30           | 1      | 0    | 0       | 2         | 12          | 35            | 2         |        |
|              | NUMERICAL CHANGE | 6-         | 9.82-      | 26-         | 5-            | 1.92-           | 1-     | 0    | 0       | 1-        | 6-          | 18-           | 0         |        |
|              | PERCENT CHANGE   | .2-        | 49.9-      | 50.0-       | 55.6-         | 11.1-           | *      |      |         | 50.0-     | 50.0-       | 51.4-         | .0        |        |
| SPENCER PD   | 88               | 2,634      | 9.87       | 26          | 4             | 15.38           | 0      | 0    | 0       | 1         | 6           | 17            | 2         |        |
|              | 87               | 2,640      | 19.69      | 52          | 9             | 17.30           | 1      | 0    | 0       | 2         | 12          | 35            | 2         |        |
|              | NUMERICAL CHANGE | 6-         | 9.82-      | 26-         | 5-            | 1.92-           | 1-     | 0    | 0       | 1-        | 6-          | 18-           | 0         |        |
|              | PERCENT CHANGE   | .2-        | 49.9-      | 50.0-       | 55.6-         | 11.1-           | *      |      |         | 50.0-     | 50.0-       | 51.4-         | .0        |        |
| *****        |                  |            |            |             |               |                 |        |      |         |           |             |               |           |        |
| SUMMERS CTY  | TOTAL            | 88         | 15,486     | 5.68        | 88            | 11              | 12.50  | 2    | 1       | 0         | 1           | 40            | 38        | 6      |
|              | 87               |            | 14,236     | 6.74        | 96            | 47              | 48.95  | 2    | 0       | 1         | 15          | 38            | 38        | 2      |
|              | NUMERICAL CHANGE |            | 1,250+     | 1.06-       | 8-            | 36-             | 36.45- | 0    | 1+      | 1-        | 14-         | 2+            | 0         | 4+     |
|              | PERCENT CHANGE   |            | 8.8+       | 15.7-       | 8.3-          | 76.6-           | 74.5-  | .0   | *       | *         | 93.3-       | 5.3+          | .0        | 200.0+ |
| *****        |                  |            |            |             |               |                 |        |      |         |           |             |               |           |        |
| RURAL        | 88               | 11,291     | 7.52       | 85          | 8             | 9.41            | 2      | 1    | 0       | 1         | 37          | 38            | 6         |        |
|              | 87               | 10,380     | 6.26       | 65          | 16            | 24.61           | 2      | 0    | 1       | 0         | 38          | 22            | 2         |        |
|              | NUMERICAL CHANGE |            | 911+       | 1.26+       | 20+           | 8-              | 15.20- | 0    | 1+      | 1-        | 1+          | 1-            | 16+       | 4+     |
|              | PERCENT CHANGE   |            | 8.8+       | 20.1+       | 30.8+         | 50.0-           | 61.8-  | .0   | *       | *         | *           | 2.6-          | 72.7+     | 200.0+ |
| SHERIFF      | 88               |            |            | 21          | 4             | 19.04           | 0      | 0    | 0       | 1         | 7           | 12            | 1         |        |
|              | 87               |            |            | 25          | 4             | 16.00           | 0      | 0    | 1       | 0         | 14          | 10            | 0         |        |
|              | NUMERICAL CHANGE |            |            | 4-          | 0             | 3.04+           | 0      | 0    | 1-      | 1+        | 7-          | 2+            | 1+        |        |
|              | PERCENT CHANGE   |            |            | 16.0-       | .0            | 19.0+           |        |      | *       | *         | 50.0-       | 20.0+         | *         |        |
| STATE POLICE | 88               |            |            | 64          | 4             | 6.25            | 2      | 1    | 0       | 0         | 30          | 26            | 5         |        |
|              | 87               |            |            | 40          | 12            | 30.00           | 2      | 0    | 0       | 0         | 24          | 12            | 2         |        |
|              | NUMERICAL CHANGE |            |            | 24+         | 8-            | 23.75-          | 0      | 1+   | 0       | 0         | 6+          | 14+           | 3+        |        |
|              | PERCENT CHANGE   |            |            | 60.0+       | 66.7-         | 79.2-           | .0     | *    |         |           | 25.0+       | 116.7+        | 150.0+    |        |
| MUNICIPAL    | 88               | 4,195      | .71        | 3           | 3             | 100.00          | 0      | 0    | 0       | 0         | 3           | 0             | 0         |        |
|              | 87               | 3,856      | 8.03       | 31          | 31            | 100.00          | 0      | 0    | 0       | 15        | 0           | 16            | 0         |        |
|              | NUMERICAL CHANGE |            | 339+       | 7.32-       | 28-           | 28-             | .00    | 0    | 0       | 15-       | 3+          | 16-           | 0         |        |
|              | PERCENT CHANGE   |            | 8.8+       | 91.2-       | 90.3-         | 90.3-           | .0     |      |         | *         | *           | *             |           |        |
| HINTON PD    | 88               | 4,195      | .71        | 3           | 3             | 100.00          | 0      | 0    | 0       | 0         | 3           | 0             | 0         |        |
|              | 87               | 3,856      | 8.03       | 31          | 31            | 100.00          | 0      | 0    | 0       | 15        | 0           | 16            | 0         |        |
|              | NUMERICAL CHANGE |            | 339+       | 7.32-       | 28-           | 28-             | .00    | 0    | 0       | 15-       | 3+          | 16-           | 0         |        |
|              | PERCENT CHANGE   |            | 8.8+       | 91.2-       | 90.3-         | 90.3-           | .0     |      |         | *         | *           | *             |           |        |
| *****        |                  |            |            |             |               |                 |        |      |         |           |             |               |           |        |
| TAYLOR CTY   | TOTAL            | 88         | 15,784     | 14.69       | 232           | 68              | 29.31  | 1    | 3       | 2         | 10          | 50            | 160       | 6      |
|              | 87               |            | 16,115     | 14.64       | 236           | 76              | 32.20  | 0    | 0       | 0         | 5           | 52            | 175       | 4      |
|              | NUMERICAL CHANGE |            | 331-       | .05+        | 4-            | 8-              | 2.89-  | 1+   | 3+      | 2+        | 5+          | 2-            | 15-       | 2+     |
|              | PERCENT CHANGE   |            | 2.1-       | .3+         | 1.7-          | 10.5-           | 9.0-   | *    | *       | *         | 100.0+      | 3.8-          | 8.6-      | 50.0+  |
| *****        |                  |            |            |             |               |                 |        |      |         |           |             |               |           |        |

PART I OFFENSES

WEST VIRGINIA U C R CRIME INDEX REPORT

| IDENTIFIER   |       | POPULATION | CRIME RATE       | TOTAL OFFEN | TOTAL CLEARED | PERCENT CLEARED | MURDER | RAPE   | ROBBERY | FEL ASSLT | BREAK ENTER | LARCENY THEFT | M/V THEFT |
|--------------|-------|------------|------------------|-------------|---------------|-----------------|--------|--------|---------|-----------|-------------|---------------|-----------|
| RURAL        | 88    | 9,510      | 10.40            | 99          | 45            | 45.45           | 1      | 2      | 2       | 10        | 48          | 33            | 3         |
|              | 87    | 9,709      | 9.68             | 94          | 21            | 22.34           | 0      | 0      | 0       | 5         | 52          | 37            | 0         |
|              |       |            | NUMERICAL CHANGE | 199-        | 5+            | 24+             | 23.11+ | 1+     | 2+      | 2+        | 5+          | 4-            | 4-        |
|              |       |            | PERCENT CHANGE   | 2.0-        | 7.4+          | 5.3+            | 114.3+ | 103.4+ | *       | *         | *           | 100.0+        | 7.7-      |
| SHERIFF      | 88    |            |                  | 58          | 25            | 43.10           | 0      | 1      | 2       | 3         | 29          | 21            | 2         |
|              | 87    |            |                  | 49          | 19            | 38.77           | 0      | 0      | 0       | 4         | 20          | 25            | 0         |
|              |       |            | NUMERICAL CHANGE | 9+          | 6+            | 4.33+           | 0      | 1+     | 2+      | 1-        | 9+          | 4-            | 2+        |
|              |       |            | PERCENT CHANGE   | 18.4+       | 31.6+         | 11.2+           | *      | *      | *       | 25.0-     | 45.0+       | 16.0-         | *         |
| STATE POLICE | 88    |            |                  | 41          | 20            | 48.78           | 1      | 1      | 0       | 7         | 19          | 12            | 1         |
|              | 87    |            |                  | 45          | 2             | 4.44            | 0      | 0      | 0       | 1         | 32          | 12            | 0         |
|              |       |            | NUMERICAL CHANGE | 4-          | 18+           | 44.34+          | 1+     | 1+     | 0       | 6+        | 13-         | 0             | 1+        |
|              |       |            | PERCENT CHANGE   | 8.9-        | 900.0+        | 998.6+          | *      | *      | *       | 600.0+    | 40.6-       | .0            | *         |
| MUNICIPAL    | 88    | 6,274      | 21.19            | 133         | 23            | 17.29           | 0      | 1      | 0       | 0         | 2           | 127           | 3         |
|              | 87    | 6,406      | 22.16            | 142         | 55            | 38.73           | 0      | 0      | 0       | 0         | 0           | 138           | 4         |
|              |       |            | NUMERICAL CHANGE | 132-        | 9-            | 32-             | 21.44- | 0      | 1+      | 0         | 2+          | 11-           | 1-        |
|              |       |            | PERCENT CHANGE   | 2.1-        | 4.4-          | 6.3-            | 58.2-  | 55.4-  | *       | *         | *           | 8.0-          | 25.0-     |
| GRAFTON PD   | 88    | 6,274      | 21.19            | 133         | 23            | 17.29           | 0      | 1      | 0       | 0         | 2           | 127           | 3         |
|              | 87    | 6,406      | 22.16            | 142         | 55            | 38.73           | 0      | 0      | 0       | 0         | 0           | 138           | 4         |
|              |       |            | NUMERICAL CHANGE | 132-        | 9-            | 32-             | 21.44- | 0      | 1+      | 0         | 2+          | 11-           | 1-        |
|              |       |            | PERCENT CHANGE   | 2.1-        | 4.4-          | 6.3-            | 58.2-  | 55.4-  | *       | *         | *           | 8.0-          | 25.0-     |
| *****        |       |            |                  |             |               |                 |        |        |         |           |             |               |           |
| TUCKER CTY   | TOTAL | 88         | 8,140            | 6.75        | 55            | 9               | 16.36  | 0      | 1       | 0         | 1           | 29            | 23        |
|              | 87    | 8,502      | 6.46             | 55          | 12            | 21.81           | 2      | 0      | 0       | 3         | 23          | 23            | 4         |
|              |       |            | NUMERICAL CHANGE | 362-        | 0             | 3-              | 5.45-  | 2-     | 1+      | 0         | 2-          | 6+            | 0         |
|              |       |            | PERCENT CHANGE   | 4.3-        | 4.5+          | .0              | 25.0-  | 25.0-  | *       | *         | 66.7-       | 26.1+         | .0        |
| *****        |       |            |                  |             |               |                 |        |        |         |           |             |               |           |
| RURAL        | 88    | 6,503      | 7.99             | 52          | 9             | 17.30           | 0      | 1      | 0       | 1         | 28          | 21            | 1         |
|              | 87    | 6,792      | 8.09             | 55          | 12            | 21.81           | 2      | 0      | 0       | 3         | 23          | 23            | 4         |
|              |       |            | NUMERICAL CHANGE | 289-        | 3-            | 3-              | 4.51-  | 2-     | 1+      | 0         | 2-          | 5+            | 2-        |
|              |       |            | PERCENT CHANGE   | 4.3-        | 1.2-          | 5.5-            | 25.0-  | 20.7-  | *       | *         | 66.7-       | 21.7+         | 8.7-      |
| SHERIFF      | 88    |            |                  | 5           | 2             | 40.00           | 0      | 0      | 0       | 0         | 3           | 2             | 0         |
|              | 87    |            |                  | 10          | 3             | 30.00           | 2      | 0      | 0       | 0         | 7           | 1             | 0         |
|              |       |            | NUMERICAL CHANGE | 5-          | 1-            | 10.00+          | 2-     | 0      | 0       | 0         | 4-          | 1+            | 0         |
|              |       |            | PERCENT CHANGE   | 50.0-       | 33.3-         | 33.3+           | *      | *      | *       | *         | 57.1-       | 100.0+        | *         |
| STATE POLICE | 88    |            |                  | 47          | 7             | 14.89           | 0      | 1      | 0       | 1         | 25          | 19            | 1         |
|              | 87    |            |                  | 45          | 9             | 20.00           | 0      | 0      | 0       | 3         | 16          | 22            | 4         |
|              |       |            | NUMERICAL CHANGE | 2+          | 2-            | 5.11-           | 0      | 1+     | 0       | 2-        | 9+          | 3-            | 3-        |
|              |       |            | PERCENT CHANGE   | 4.4+        | 22.2-         | 25.6-           | *      | *      | *       | 66.7-     | 56.3+       | 13.6-         | 75.0-     |
| MUNICIPAL    | 88    | 1,637      | 1.83             | 3           | 0             | .00             | 0      | 0      | 0       | 0         | 1           | 2             | 0         |
|              | 87    | 1,710      | .00              | 0           | 0             | .00             | 0      | 0      | 0       | 0         | 0           | 0             | 0         |
|              |       |            | NUMERICAL CHANGE | 73-         | 3+            | 0               | .00    | 0      | 0       | 0         | 1+          | 2+            | 0         |
|              |       |            | PERCENT CHANGE   | 4.3-        | .0            | *               | *      | *      | *       | *         | *           | *             | *         |

WEST VIRGINIA U C R CRIME INDEX REPORT

| IDENTIFIER      |                  | POPULATION | CRIME RATE | TOTAL OFFEN | TOTAL CLEARED | PERCENT CLEARED | MURDER | RAPE  | ROBBERY | FEL ASSLT | BREAK ENTER | LARCENY THEFT | M/V THEFT |    |
|-----------------|------------------|------------|------------|-------------|---------------|-----------------|--------|-------|---------|-----------|-------------|---------------|-----------|----|
| PARSONS PD      | 88               | 1,637      | 1.83       | 3           | 0             | .00             | 0      | 0     | 0       | 0         | 1           | 2             | 0         |    |
|                 | 87               | 1,710      | .00        | 0           | 0             | .00             | 0      | 0     | 0       | 0         | 0           | 0             | 0         |    |
|                 | NUMERICAL CHANGE | 73-        | 1.83+      | 3+          | 0             | .00             | 0      | 0     | 0       | 0         | 1+          | 2+            | 0         |    |
|                 | PERCENT CHANGE   | 4.3-       | .0         | *           |               |                 |        |       |         |           | *           | *             |           |    |
| *****           |                  |            |            |             |               |                 |        |       |         |           |             |               |           |    |
| TYLER CTY       | TOTAL            | 88         | 12,998     | 9.00        | 117           | 51              | 43.58  | 1     | 1       | 0         | 12          | 30            | 70        | 3  |
|                 | 87               | 13,218     | 9.98       | 132         | 55            | 41.66           | 1      | 4     | 0       | 11        | 47          | 61            | 8         |    |
|                 | NUMERICAL CHANGE | 220-       | .98-       | 15-         | 4-            | 1.92+           | 0      | 3-    | 0       | 1+        | 17-         | 9+            | 5-        |    |
|                 | PERCENT CHANGE   | 1.7-       | 9.8-       | 11.4-       | 7.3-          | 4.6+            | .0     | 75.0- |         | 9.1+      | 36.2-       | 14.8+         | 62.5-     |    |
| *****           |                  |            |            |             |               |                 |        |       |         |           |             |               |           |    |
| RURAL           | 88               | 6,570      | 8.37       | 55          | 36            | 65.45           | 1      | 1     | 0       | 9         | 21          | 21            | 2         |    |
|                 | 87               | 6,664      | 7.95       | 53          | 33            | 62.26           | 0      | 4     | 0       | 2         | 31          | 11            | 5         |    |
|                 | NUMERICAL CHANGE | 94-        | .42+       | 2+          | 3+            | 3.19+           | 1+     | 3-    | 0       | 7+        | 10-         | 10+           | 3-        |    |
|                 | PERCENT CHANGE   | 1.4-       | 5.3+       | 3.8+        | 9.1+          | 5.1+            | *      | 75.0- |         | 350.0+    | 32.3-       | 90.9+         | 60.0-     |    |
| SHERIFF         | 88               |            |            | 34          | 23            | 67.64           | 1      | 0     | 0       | 6         | 18          | 7             | 2         |    |
|                 | 87               |            |            | 39          | 28            | 71.79           | 0      | 4     | 0       | 1         | 25          | 6             | 3         |    |
|                 | NUMERICAL CHANGE |            |            | 5-          | 5-            | 4.15-           | 1+     | 4-    | 0       | 5+        | 7-          | 1+            | 1-        |    |
|                 | PERCENT CHANGE   |            |            | 12.8-       | 17.9-         | 5.8-            | *      | *     |         | 500.0+    | 28.0-       | 16.7+         | 33.3-     |    |
| STATE POLICE    | 88               |            |            | 21          | 13            | 61.90           | 0      | 1     | 0       | 3         | 3           | 14            | 0         |    |
|                 | 87               |            |            | 14          | 5             | 35.71           | 0      | 0     | 0       | 1         | 6           | 5             | 2         |    |
|                 | NUMERICAL CHANGE |            |            | 7+          | 8+            | 26.19+          | 0      | 1+    | 0       | 2+        | 3-          | 9+            | 2-        |    |
|                 | PERCENT CHANGE   |            |            | 50.0+       | 160.0+        | 73.3+           |        | *     |         | 200.0+    | 50.0-       | 180.0+        | *         |    |
| MUNICIPAL       | 88               | 6,428      | 9.64       | 62          | 15            | 24.19           | 0      | 0     | 0       | 3         | 9           | 49            | 1         |    |
|                 | 87               | 6,554      | 12.05      | 79          | 22            | 27.84           | 1      | 0     | 0       | 9         | 16          | 50            | 3         |    |
|                 | NUMERICAL CHANGE | 126-       | 2.41-      | 17-         | 7-            | 3.65-           | 1-     | 0     | 0       | 6-        | 7-          | 1-            | 2-        |    |
|                 | PERCENT CHANGE   | 1.9-       | 20.0-      | 21.5-       | 31.8-         | 13.1-           | *      |       |         | 66.7-     | 43.8-       | 2.0-          | 66.7-     |    |
| PADEN CITY PD   | 88               | 3,358      | 5.95       | 20          | 1             | 5.00            | 0      | 0     | 0       | 1         | 1           | 17            | 1         |    |
|                 | 87               | 3,440      | 8.72       | 30          | 7             | 23.33           | 1      | 0     | 0       | 1         | 6           | 19            | 3         |    |
|                 | NUMERICAL CHANGE | 82-        | 2.77-      | 10-         | 6-            | 18.33-          | 1-     | 0     | 0       | 0         | 5-          | 2-            | 2-        |    |
|                 | PERCENT CHANGE   | 2.4-       | 31.8-      | 33.3-       | 85.7-         | 78.6-           | *      |       |         | .0        | 83.3-       | 10.5-         | 66.7-     |    |
| SISTERSVILLE PD | 88               | 2,134      | 16.40      | 35          | 9             | 25.71           | 0      | 0     | 0       | 2         | 5           | 28            | 0         |    |
|                 | 87               | 2,165      | 22.63      | 49          | 15            | 30.61           | 0      | 0     | 0       | 8         | 10          | 31            | 0         |    |
|                 | NUMERICAL CHANGE | 31-        | 6.23-      | 14-         | 6-            | 4.90-           | 0      | 0     | 0       | 6-        | 5-          | 3-            | 0         |    |
|                 | PERCENT CHANGE   | 1.4-       | 27.5-      | 28.6-       | 40.0-         | 16.0-           |        |       |         | 75.0-     | 50.0-       | 9.7-          |           |    |
| MIDDLEBOURNE PD | 88               | 936        | 7.47       | 7           | 5             | 71.42           | 0      | 0     | 0       | 0         | 3           | 4             | 0         |    |
|                 | 87               | 949        | .00        | 0           | 0             | .00             | 0      | 0     | 0       | 0         | 0           | 0             | 0         |    |
|                 | NUMERICAL CHANGE | 13-        | 7.47+      | 7+          | 5+            | 71.42+          | 0      | 0     | 0       | 0         | 3+          | 4+            | 0         |    |
|                 | PERCENT CHANGE   | 1.4-       | .0         | *           | *             | *               |        |       |         |           | *           | *             |           |    |
| *****           |                  |            |            |             |               |                 |        |       |         |           |             |               |           |    |
| UPSHUR CTY      | TOTAL            | 88         | 23,526     | 11.51       | 271           | 75              | 27.67  | 0     | 7       | 0         | 3           | 54            | 185       | 22 |
|                 | 87               | 24,419     | 9.29       | 227         | 66            | 29.07           | 1      | 4     | 0       | 3         | 60          | 146           | 13        |    |
|                 | NUMERICAL CHANGE | 893-       | 2.22+      | 44+         | 9+            | 1.40-           | 1-     | 3+    | 0       | 0         | 6-          | 39+           | 9+        |    |
|                 | PERCENT CHANGE   | 3.7-       | 23.9+      | 19.4+       | 13.6+         | 4.8-            | *      | 75.0+ |         | .0        | 10.0-       | 26.7+         | 69.2+     |    |
| *****           |                  |            |            |             |               |                 |        |       |         |           |             |               |           |    |

WEST VIRGINIA U C R CRIME INDEX REPORT

| IDENTIFIER    |       | POPULATION | CRIME RATE       | TOTAL OFFEN | TOTAL CLEARED | PERCENT CLEARED | MURDER | RAPE   | ROBBERY | FEL ASHLT | BREAK ENTER | LARCENY THEFT | M/V THEFT |    |
|---------------|-------|------------|------------------|-------------|---------------|-----------------|--------|--------|---------|-----------|-------------|---------------|-----------|----|
| RURAL         | 88    | 16,764     | 10.31            | 173         | 46            | 26.58           | 0      | 7      | 0       | 1         | 38          | 118           | 9         |    |
|               | 87    | 17,400     | 8.10             | 141         | 53            | 37.58           | 1      | 4      | 0       | 2         | 39          | 91            | 4         |    |
|               |       |            | NUMERICAL CHANGE | 636-        | 32+           | 7-              | 1-     | 3+     | 0       | 1-        | 1-          | 27+           | 5+        |    |
|               |       |            | PERCENT CHANGE   | 3.7-        | 27.3+         | 22.7+           | 13.2-  | 29.3-  | 75.0+   | 50.0-     | 2.6-        | 29.7+         | 125.0+    |    |
| SHERIFF       | 88    |            |                  | 87          | 35            | 40.22           | 0      | 0      | 0       | 0         | 27          | 56            | 4         |    |
|               | 87    |            |                  | 56          | 35            | 62.50           | 1      | 1      | 0       | 1         | 17          | 34            | 2         |    |
|               |       |            | NUMERICAL CHANGE | 31+         | 0             | 22.28-          | 1-     | 1-     | 0       | 1-        | 10+         | 22+           | 2+        |    |
|               |       |            | PERCENT CHANGE   | 55.4+       | .0            | 35.6-           | ×      | ×      | ×       | ×         | 58.8+       | 64.7+         | 100.0+    |    |
| STATE POLICE  | 88    |            |                  | 86          | 11            | 12.79           | 0      | 7      | 0       | 1         | 11          | 62            | 5         |    |
|               | 87    |            |                  | 85          | 18            | 21.17           | 0      | 3      | 0       | 1         | 22          | 57            | 2         |    |
|               |       |            | NUMERICAL CHANGE | 1+          | 7-            | 8.38-           | 0      | 4+     | 0       | 0         | 11-         | 5+            | 3+        |    |
|               |       |            | PERCENT CHANGE   | 1.2+        | 38.9-         | 39.6-           |        | 133.3+ |         | .0        | 50.0-       | 8.8+          | 150.0+    |    |
| MUNICIPAL     | 88    | 6,762      | 14.49            | 98          | 29            | 29.59           | 0      | 0      | 0       | 2         | 16          | 67            | 13        |    |
|               | 87    | 7,019      | 12.25            | 86          | 13            | 15.11           | 0      | 0      | 0       | 1         | 21          | 55            | 9         |    |
|               |       |            | NUMERICAL CHANGE | 257-        | 12+           | 16+             | 0      | 0      | 0       | 1+        | 5-          | 12+           | 4+        |    |
|               |       |            | PERCENT CHANGE   | 3.7-        | 18.3+         | 14.0+           | 123.1+ | 95.8+  |         | 100.0+    | 23.8-       | 21.8+         | 44.4+     |    |
| BUCKHANNON PD | 88    | 6,762      | 14.49            | 98          | 29            | 29.59           | 0      | 0      | 0       | 2         | 16          | 67            | 13        |    |
|               | 87    | 7,019      | 12.25            | 86          | 13            | 15.11           | 0      | 0      | 0       | 1         | 21          | 55            | 9         |    |
|               |       |            | NUMERICAL CHANGE | 257-        | 12+           | 16+             | 0      | 0      | 0       | 1+        | 5-          | 12+           | 4+        |    |
|               |       |            | PERCENT CHANGE   | 3.7-        | 18.3+         | 14.0+           | 123.1+ | 95.8+  |         | 100.0+    | 23.8-       | 21.8+         | 44.4+     |    |
| *****         |       |            |                  |             |               |                 |        |        |         |           |             |               |           |    |
| WAYNE CTY     | TOTAL | 88         | 39,430           | 15.08       | 595           | 230             | 38.65  | 3      | 2       | 4         | 22          | 200           | 329       | 35 |
|               |       | 87         | 39,446           | 15.15       | 598           | 182             | 30.43  | 3      | 7       | 8         | 22          | 180           | 317       | 61 |
|               |       |            | NUMERICAL CHANGE | 16-         | 3-            | 48+             | 0      | 5-     | 4-      | 0         | 20+         | 12+           | 26-       |    |
|               |       |            | PERCENT CHANGE   | .0-         | .5-           | 26.4+           | .0     | 71.4-  | 50.0-   | .0        | 11.1+       | 3.8+          | 42.6-     |    |
| *****         |       |            |                  |             |               |                 |        |        |         |           |             |               |           |    |
| RURAL         | 88    | 31,259     | 13.33            | 417         | 202           | 48.44           | 3      | 2      | 3       | 21        | 169         | 186           | 33        |    |
|               | 87    | 31,271     | 13.07            | 409         | 148           | 36.18           | 3      | 7      | 5       | 22        | 138         | 190           | 44        |    |
|               |       |            | NUMERICAL CHANGE | 12-         | 8+            | 54+             | 0      | 5-     | 2-      | 1-        | 31+         | 4-            | 11-       |    |
|               |       |            | PERCENT CHANGE   | .0-         | 2.0+          | 2.0+            | 36.5+  | 33.9+  | .0      | 71.4-     | 40.0-       | 4.5-          | 22.5+     |    |
| SHERIFF       | 88    |            |                  | 124         | 44            | 35.48           | 0      | 0      | 1       | 4         | 64          | 49            | 6         |    |
|               | 87    |            |                  | 135         | 36            | 26.66           | 1      | 1      | 1       | 6         | 51          | 59            | 16        |    |
|               |       |            | NUMERICAL CHANGE | 11-         | 8+            | 8.82+           | 1-     | 1-     | 0       | 2-        | 13+         | 10-           | 10-       |    |
|               |       |            | PERCENT CHANGE   | 8.1-        | 22.2+         | 33.1+           | ×      | ×      | .0      | 33.3-     | 25.5+       | 16.9-         | 62.5-     |    |
| STATE POLICE  | 88    |            |                  | 293         | 158           | 53.92           | 3      | 2      | 2       | 17        | 105         | 137           | 27        |    |
|               | 87    |            |                  | 274         | 112           | 40.87           | 2      | 6      | 4       | 16        | 87          | 131           | 28        |    |
|               |       |            | NUMERICAL CHANGE | 19+         | 46+           | 13.05+          | 1+     | 4-     | 2-      | 1+        | 18+         | 6+            | 1-        |    |
|               |       |            | PERCENT CHANGE   | 6.9+        | 41.1+         | 31.9+           | 50.0+  | 66.7-  | 50.0-   | 6.3+      | 20.7+       | 4.6+          | 3.6-      |    |
| MUNICIPAL     | 88    | 8,171      | 21.78            | 178         | 28            | 15.73           | 0      | 0      | 1       | 1         | 31          | 143           | 2         |    |
|               | 87    | 8,175      | 23.11            | 189         | 34            | 17.98           | 0      | 0      | 3       | 0         | 42          | 127           | 17        |    |
|               |       |            | NUMERICAL CHANGE | 4-          | 11-           | 6-              | 0      | 0      | 2-      | 1+        | 11-         | 16+           | 15-       |    |
|               |       |            | PERCENT CHANGE   | .0-         | 5.8-          | 5.8-            | 17.6-  | 12.5-  | 66.7-   | ×         | 26.2-       | 12.6+         | 88.2-     |    |

WEST VIRGINIA U C R CRIME INDEX REPORT

| IDENTIFIER         |                  | POPULATION | CRIME RATE | TOTAL OFFEN | TOTAL CLEARED | PERCENT CLEARED | MURDER | RAPE | ROBBERY | FEL ASSLT | BREAK ENTER | LARCENY THEFT | M/V THEFT |
|--------------------|------------------|------------|------------|-------------|---------------|-----------------|--------|------|---------|-----------|-------------|---------------|-----------|
| CEREDO PD          | 88               | 2,075      | 33.73      | 70          | 26            | 37.14           | 0      | 0    | 1       | 1         | 11          | 56            | 1         |
|                    | 87               | 2,076      | 20.71      | 43          | 26            | 60.46           | 0      | 0    | 1       | 0         | 6           | 34            | 2         |
|                    | NUMERICAL CHANGE | 1-         | 13.02+     | 27+         | 0             | 23.32-          | 0      | 0    | 0       | 1+        | 5+          | 22+           | 1-        |
|                    | PERCENT CHANGE   | .0-        | 62.9+      | 62.8+       | .0            | 38.6-           |        |      | .0      | *         | 83.3+       | 64.7+         | 50.0-     |
| KENOVA PD          | 88               | 3,903      | 27.15      | 106         | 1             | .94             | 0      | 0    | 0       | 0         | 20          | 86            | 0         |
|                    | 87               | 3,905      | 35.59      | 139         | 5             | 3.59            | 0      | 0    | 2       | 0         | 30          | 93            | 14        |
|                    | NUMERICAL CHANGE | 2-         | 8.44-      | 33-         | 4-            | 2.65-           | 0      | 0    | 2-      | 0         | 10-         | 7-            | 14-       |
|                    | PERCENT CHANGE   | .1-        | 23.7-      | 23.7-       | 80.0-         | 73.8-           |        |      | *       |           | 33.3-       | 7.5-          | *         |
| WAYNE PD           | 88               | 1,264      | .00        | 0           | 0             | .00             | 0      | 0    | 0       | 0         | 0           | 0             | 0         |
|                    | 87               | 1,265      | .79        | 1           | 0             | .00             | 0      | 0    | 0       | 0         | 1           | 0             | 0         |
|                    | NUMERICAL CHANGE | 1-         | .79-       | 1-          | 0             | .00             | 0      | 0    | 0       | 0         | 1-          | 0             | 0         |
|                    | PERCENT CHANGE   | .1-        | .0         | *           |               |                 |        |      |         |           | *           |               |           |
| FORT GAY PD        | 88               | 929        | 2.15       | 2           | 1             | 50.00           | 0      | 0    | 0       | 0         | 0           | 1             | 1         |
|                    | 87               | 929        | 6.45       | 6           | 3             | 50.00           | 0      | 0    | 0       | 0         | 5           | 0             | 1         |
|                    | NUMERICAL CHANGE | 0          | 4.30-      | 4-          | 2-            | .00             | 0      | 0    | 0       | 0         | 5-          | 1+            | 0         |
|                    | PERCENT CHANGE   | .0         | 66.7-      | 66.7-       | 66.7-         | .0              |        |      |         |           | *           | *             | .0        |
| *****              |                  |            |            |             |               |                 |        |      |         |           |             |               |           |
| WEBSTER CTY TOTAL  | 88               | 11,416     | 4.11       | 47          | 22            | 46.80           | 0      | 1    | 1       | 2         | 20          | 14            | 9         |
|                    | 87               | 11,765     | 6.03       | 71          | 36            | 50.70           | 0      | 0    | 0       | 2         | 38          | 16            | 15        |
|                    | NUMERICAL CHANGE | 349-       | 1.92-      | 24-         | 14-           | 3.90-           | 0      | 1+   | 1+      | 0         | 18-         | 2-            | 6-        |
|                    | PERCENT CHANGE   | 3.0-       | 31.8-      | 33.8-       | 38.9-         | 7.7-            |        | *    | *       | .0        | 47.4-       | 12.5-         | 40.0-     |
| *****              |                  |            |            |             |               |                 |        |      |         |           |             |               |           |
| RURAL              | 88               | 10,204     | 4.60       | 47          | 22            | 46.80           | 0      | 1    | 1       | 2         | 20          | 14            | 9         |
|                    | 87               | 10,516     | 6.65       | 70          | 36            | 51.42           | 0      | 0    | 0       | 2         | 38          | 16            | 14        |
|                    | NUMERICAL CHANGE | 312-       | 2.05-      | 23-         | 14-           | 4.62-           | 0      | 1+   | 1+      | 0         | 18-         | 2-            | 5-        |
|                    | PERCENT CHANGE   | 3.0-       | 30.8-      | 32.9-       | 38.9-         | 9.0-            |        | *    | *       | .0        | 47.4-       | 12.5-         | 35.7-     |
| SHERIFF            | 88               |            |            | 9           | 6             | 66.66           | 0      | 0    | 1       | 0         | 5           | 3             | 0         |
|                    | 87               |            |            | 3           | 2             | 66.66           | 0      | 0    | 0       | 0         | 1           | 2             | 0         |
|                    | NUMERICAL CHANGE |            |            | 6+          | 4+            | .00             | 0      | 0    | 1+      | 0         | 4+          | 1+            | 0         |
|                    | PERCENT CHANGE   |            |            | 200.0+      | 200.0+        | .0              |        |      | *       |           | 400.0+      | 50.0+         |           |
| STATE POLICE       | 88               |            |            | 38          | 16            | 42.10           | 0      | 1    | 0       | 2         | 15          | 11            | 9         |
|                    | 87               |            |            | 67          | 34            | 50.74           | 0      | 0    | 0       | 2         | 37          | 14            | 14        |
|                    | NUMERICAL CHANGE |            |            | 29-         | 18-           | 8.64-           | 0      | 1+   | 0       | 0         | 22-         | 3-            | 5-        |
|                    | PERCENT CHANGE   |            |            | 43.3-       | 52.9-         | 17.0-           |        | *    |         | .0        | 59.5-       | 21.4-         | 35.7-     |
| MUNICIPAL          | 88               | 1,212      | .00        | 0           | 0             | .00             | 0      | 0    | 0       | 0         | 0           | 0             | 0         |
|                    | 87               | 1,249      | .80        | 1           | 0             | .00             | 0      | 0    | 0       | 0         | 0           | 0             | 1         |
|                    | NUMERICAL CHANGE | 37-        | .80-       | 1-          | 0             | .00             | 0      | 0    | 0       | 0         | 0           | 0             | 1-        |
|                    | PERCENT CHANGE   | 3.0-       | .0         | *           |               |                 |        |      |         |           |             |               | *         |
| WEBSTER SPRINGS PD | 88               | 1,212      | .00        | 0           | 0             | .00             | 0      | 0    | 0       | 0         | 0           | 0             | 0         |
|                    | 87               | 1,249      | .80        | 1           | 0             | .00             | 0      | 0    | 0       | 0         | 0           | 0             | 1         |
|                    | NUMERICAL CHANGE | 37-        | .80-       | 1-          | 0             | .00             | 0      | 0    | 0       | 0         | 0           | 0             | 1-        |
|                    | PERCENT CHANGE   | 3.0-       | .0         | *           |               |                 |        |      |         |           |             |               | *         |





WEST VIRGINIA U C R CRIME INDEX REPORT

| IDENTIFIER  |                  | POPULATION | CRIME RATE       | TOTAL OFFEN    | TOTAL CLEARED | PERCENT CLEARED | MURDER         | RAPE   | ROBBERY  | FEL ASSLT | BREAK ENTER | LARCENY THEFT | M/V THEFT    |            |
|-------------|------------------|------------|------------------|----------------|---------------|-----------------|----------------|--------|----------|-----------|-------------|---------------|--------------|------------|
| *****       |                  |            |                  |                |               |                 |                |        |          |           |             |               |              |            |
| WOOD CTY    | TOTAL            | 88<br>87   | 91,227<br>90,955 | 29.50<br>28.09 | 2692<br>2556  | 741<br>704      | 27.52<br>27.54 | 1<br>3 | 17<br>14 | 19<br>16  | 46<br>37    | 697<br>648    | 1779<br>1732 | 133<br>106 |
|             | NUMERICAL CHANGE |            | 272+             | 1.41+          | 136+          | 37+             | .02-           | 2-     | 3+       | 3+        | 9+          | 49+           | 47+          | 27+        |
|             | PERCENT CHANGE   |            | .3+              | 5.0+           | 5.3+          | 5.3+            | .1-            | 66.7-  | 21.4+    | 18.8+     | 24.3+       | 7.6+          | 2.7+         | 25.5+      |
| *****       |                  |            |                  |                |               |                 |                |        |          |           |             |               |              |            |
|             | RURAL            | 88<br>87   | 38,444<br>38,330 | 14.38<br>12.20 | 553<br>468    | 160<br>70       | 28.93<br>14.95 | 0<br>1 | 1<br>0   | 0<br>0    | 8<br>5      | 188<br>157    | 332<br>284   | 24<br>21   |
|             | NUMERICAL CHANGE |            | 114+             | 2.18+          | 85+           | 90+             | 13.98+         | 1-     | 1+       | 0         | 3+          | 31+           | 48+          | 3+         |
|             | PERCENT CHANGE   |            | .3+              | 17.9+          | 18.2+         | 128.6+          | 93.5+          | *      | *        |           | 60.0+       | 19.7+         | 16.9+        | 14.3+      |
|             | SHERIFF          | 88<br>87   |                  |                | 431<br>328    | 122<br>10       | 28.30<br>3.04  | 0<br>0 | 0<br>0   | 0<br>0    | 2<br>0      | 151<br>111    | 261<br>209   | 17<br>8    |
|             | NUMERICAL CHANGE |            |                  |                | 103+          | 112+            | 25.26+         | 0      | 0        | 0         | 2+          | 40+           | 52+          | 9+         |
|             | PERCENT CHANGE   |            |                  |                | 31.4+         | 1120.0+         | 830.9+         |        |          |           | *           | 36.0+         | 24.9+        | 112.5+     |
|             | STATE POLICE     | 88<br>87   |                  |                | 122<br>140    | 38<br>60        | 31.14<br>42.85 | 0<br>1 | 1<br>0   | 0<br>0    | 6<br>5      | 37<br>46      | 71<br>75     | 7<br>13    |
|             | NUMERICAL CHANGE |            |                  |                | 18-           | 22-             | 11.71-         | 1-     | 1+       | 0         | 1+          | 9-            | 4-           | 6-         |
|             | PERCENT CHANGE   |            |                  |                | 12.9-         | 36.7-           | 27.3-          | *      | *        |           | 20.0+       | 19.6-         | 5.3-         | 46.2-      |
|             | MUNICIPAL        | 88<br>87   | 52,783<br>52,625 | 40.51<br>39.67 | 2139<br>2088  | 581<br>634      | 27.16<br>30.36 | 1<br>2 | 16<br>14 | 19<br>16  | 38<br>32    | 509<br>491    | 1447<br>1448 | 109<br>85  |
|             | NUMERICAL CHANGE |            | 158+             | .84+           | 51+           | 53-             | 3.20-          | 1-     | 2+       | 3+        | 6+          | 18+           | 1-           | 24+        |
|             | PERCENT CHANGE   |            | .3+              | 2.1+           | 2.4+          | 8.4-            | 10.5-          | 50.0-  | 14.3+    | 18.8+     | 18.8+       | 3.7+          | .1-          | 28.2+      |
|             | PARKERSBURG PD   | 88<br>87   | 38,216<br>38,102 | 46.59<br>44.55 | 1781<br>1698  | 437<br>473      | 24.53<br>27.85 | 1<br>2 | 16<br>13 | 18<br>16  | 34<br>32    | 484<br>458    | 1125<br>1098 | 103<br>79  |
|             | NUMERICAL CHANGE |            | 114+             | 2.04+          | 83+           | 36-             | 3.32-          | 1-     | 3+       | 2+        | 2+          | 26+           | 27+          | 24+        |
|             | PERCENT CHANGE   |            | .3+              | 4.6+           | 4.9+          | 7.6-            | 11.9-          | 50.0-  | 23.1+    | 12.5+     | 6.3+        | 5.7+          | 2.5+         | 30.4+      |
|             | VIENNA PD        | 88<br>87   | 11,275<br>11,241 | 30.42<br>33.53 | 343<br>377    | 139<br>156      | 40.52<br>41.37 | 0<br>0 | 0<br>1   | 1<br>0    | 4<br>0      | 23<br>29      | 309<br>341   | 6<br>6     |
|             | NUMERICAL CHANGE |            | 34+              | 3.11-          | 34-           | 17-             | .85-           | 0      | 1-       | 1+        | 4+          | 6-            | 32-          | 0          |
|             | PERCENT CHANGE   |            | .3+              | 9.3-           | 9.0-          | 10.9-           | 2.1-           |        | *        | *         | *           | 20.7-         | 9.4-         | .0         |
|             | WILLIAMSTOWN PD  | 88<br>87   | 3,292<br>3,282   | 4.55<br>3.96   | 15<br>13      | 5<br>5          | 33.33<br>38.46 | 0<br>0 | 0<br>0   | 0<br>0    | 0<br>0      | 2<br>4        | 13<br>9      | 0<br>0     |
|             | NUMERICAL CHANGE |            | 10+              | .59+           | 2+            | 0               | 5.13-          | 0      | 0        | 0         | 0           | 2-            | 4+           | 0          |
|             | PERCENT CHANGE   |            | .3+              | 14.9+          | 15.4+         | .0              | 13.3-          |        |          |           |             | 50.0-         | 44.4+        |            |
| *****       |                  |            |                  |                |               |                 |                |        |          |           |             |               |              |            |
| WYOMING CTY | TOTAL            | 88<br>87   | 33,354<br>34,306 | 12.23<br>12.99 | 408<br>446    | 105<br>92       | 25.73<br>20.62 | 2<br>3 | 1<br>1   | 3<br>1    | 15<br>20    | 199<br>174    | 126<br>172   | 62<br>75   |
|             | NUMERICAL CHANGE |            | 952-             | .76-           | 38-           | 13+             | 5.11+          | 1-     | 0        | 2+        | 5-          | 25+           | 46-          | 13-        |
|             | PERCENT CHANGE   |            | 2.8-             | 5.9-           | 8.5-          | 14.1+           | 24.8+          | 33.3-  | .0       | 200.0+    | 25.0-       | 14.4+         | 26.7-        | 17.3-      |
| *****       |                  |            |                  |                |               |                 |                |        |          |           |             |               |              |            |
|             | RURAL            | 88<br>87   | 27,712<br>28,503 | 11.83<br>11.75 | 328<br>335    | 71<br>57        | 21.64<br>17.01 | 1<br>3 | 0<br>1   | 2<br>0    | 11<br>19    | 162<br>123    | 98<br>127    | 54<br>62   |
|             | NUMERICAL CHANGE |            | 791-             | .08+           | 7-            | 14+             | 4.63+          | 2-     | 1-       | 2+        | 8-          | 39+           | 29-          | 8-         |
|             | PERCENT CHANGE   |            | 2.8-             | .7+            | 2.1-          | 24.6+           | 27.2+          | 66.7-  | *        | *         | 42.1-       | 31.7+         | 22.8-        | 12.9-      |

135

PART I OFFENSES

WEST VIRGINIA U C R CRIME INDEX REPORT

| IDENTIFIER   |                  | POPULATION | CRIME RATE | TOTAL OFFEN | TOTAL CLEARED | PERCENT CLEARED | MURDER | RAPE   | ROBBERY | FEL ASSLT | BREAK ENTER | LARCENY THEFT | M/V THEFT |       |       |
|--------------|------------------|------------|------------|-------------|---------------|-----------------|--------|--------|---------|-----------|-------------|---------------|-----------|-------|-------|
| SHERIFF      | 88               |            |            | 161         | 44            | 27.32           | 1      | 0      | 1       | 11        | 92          | 36            | 20        |       |       |
|              | 87               |            |            | 210         | 27            | 12.85           | 2      | 1      | 0       | 16        | 81          | 83            | 27        |       |       |
|              | NUMERICAL CHANGE |            |            | 49-         | 17+           | 14.47+          | 1-     | 1-     | 1+      | 5-        | 11+         | 47-           | 7-        |       |       |
|              | PERCENT CHANGE   |            |            | 23.3-       | 63.0+         | 112.6+          | 50.0-  | *      | *       | 31.3-     | 13.6+       | 56.6-         | 25.9-     |       |       |
| STATE POLICE | 88               |            |            | 167         | 27            | 16.16           | 0      | 0      | 1       | 0         | 70          | 62            | 34        |       |       |
|              | 87               |            |            | 125         | 30            | 24.00           | 1      | 0      | 0       | 3         | 42          | 44            | 35        |       |       |
|              | NUMERICAL CHANGE |            |            | 42+         | 3-            | 7.84-           | 1-     | 0      | 1+      | 3-        | 28+         | 18+           | 1-        |       |       |
|              | PERCENT CHANGE   |            |            | 33.6+       | 10.0-         | 32.7-           | *      | *      | *       | *         | 66.7+       | 40.9+         | 2.9-      |       |       |
| MUNICIPAL    | 88               | 5,642      | 14.17      | 80          | 34            | 42.50           | 1      | 1      | 1       | 4         | 37          | 28            | 8         |       |       |
|              | 87               | 5,803      | 19.12      | 111         | 35            | 31.53           | 0      | 0      | 1       | 1         | 51          | 45            | 13        |       |       |
|              | NUMERICAL CHANGE |            |            | 161-        | 4.95-         | 31-             | 1-     | 1+     | 0       | 3+        | 14-         | 17-           | 5-        |       |       |
|              | PERCENT CHANGE   |            |            | 2.8-        | 25.9-         | 27.9-           | 2.9-   | 34.8+  | *       | *         | .0          | 300.0+        | 27.5-     | 37.8- | 38.5- |
| MULLENS PD   | 88               | 2,441      | 4.91       | 12          | 6             | 50.00           | 0      | 0      | 0       | 1         | 0           | 7             | 4         |       |       |
|              | 87               | 2,511      | 11.15      | 28          | 8             | 28.57           | 0      | 0      | 1       | 0         | 11          | 15            | 1         |       |       |
|              | NUMERICAL CHANGE |            |            | 70-         | 6.24-         | 16-             | 2-     | 21.43+ | 0       | 0         | 1-          | 8-            | 3+        |       |       |
|              | PERCENT CHANGE   |            |            | 2.8-        | 56.0-         | 57.1-           | 25.0-  | 75.0+  | *       | *         | *           | 53.3-         | 300.0+    |       |       |
| PINEVILLE PD | 88               | 1,125      | 25.77      | 29          | 15            | 51.72           | 1      | 1      | 1       | 2         | 9           | 14            | 1         |       |       |
|              | 87               | 1,157      | 19.87      | 23          | 3             | 13.04           | 0      | 0      | 0       | 0         | 13          | 8             | 2         |       |       |
|              | NUMERICAL CHANGE |            |            | 32-         | 5.90+         | 6+              | 12+    | 38.68+ | 1+      | 1+        | 1+          | 4-            | 6+        | 1-    |       |
|              | PERCENT CHANGE   |            |            | 2.8-        | 29.7+         | 26.1+           | 400.0+ | 296.6+ | *       | *         | *           | 30.8-         | 75.0+     | 50.0- |       |
| OCEANA PD    | 88               | 2,076      | 18.78      | 39          | 13            | 33.33           | 0      | 0      | 0       | 1         | 28          | 7             | 3         |       |       |
|              | 87               | 2,135      | 28.10      | 60          | 24            | 40.00           | 0      | 0      | 0       | 1         | 27          | 22            | 10        |       |       |
|              | NUMERICAL CHANGE |            |            | 59-         | 9.32-         | 21-             | 11-    | 6.67-  | 0       | 0         | 0           | 1+            | 15-       | 7-    |       |
|              | PERCENT CHANGE   |            |            | 2.8-        | 33.2-         | 35.0-           | 45.8-  | 16.7-  | .0      | 3.7+      | 68.2-       | 70.0-         |           |       |       |

## **PART I ARRESTS BY CHARGE AND AGENCY TYPE**

The report in this section details the number of persons arrested for Part I Offenses for the reporting periods of 1988 and 1987. Definitions for each of the Part I Offenses may be found in this book in the Table of Contents under the category entitled "Classification of Offenses."

# PART I ARRESTS

## PART I ARRESTS BY CHARGE AND AGENCY TYPE

|                     | JUVENILE | ADULTS | GRAND TOTAL | CRIMINAL MURDER | HOMICIDE NEG | FORCIBLE MANSL | ROBBERY RAPE | AGGRAV ASSAULT | BURGLARY | LARCENY | AUTO THEFT |     |
|---------------------|----------|--------|-------------|-----------------|--------------|----------------|--------------|----------------|----------|---------|------------|-----|
| *****               |          |        |             |                 |              |                |              |                |          |         |            |     |
| WEST VIRGINIA TOTAL | 88       | 2287   | 7399        | 9686            | 95           | 10             | 169          | 252            | 853      | 1732    | 6013       | 562 |
|                     | 87       | 2428   | 7703        | 10131           | 81           | 8              | 139          | 299            | 992      | 2011    | 6094       | 507 |
| CHANGE              | 141-     | 304-   | 445-        | 14+             | 2+           | 30+            | 47-          | 139-           | 279-     | 81-     | 55+        |     |
| *****               |          |        |             |                 |              |                |              |                |          |         |            |     |
| RURAL               | 88       | 655    | 3132        | 3787            | 72           | 9              | 111          | 82             | 545      | 995     | 1664       | 309 |
|                     | 87       | 815    | 3488        | 4303            | 58           | 7              | 87           | 117            | 694      | 1268    | 1766       | 306 |
| CHANGE              | 160-     | 356-   | 516-        | 14+             | 2+           | 24+            | 35-          | 149-           | 273-     | 102-    | 3+         |     |
| SHERIFF'S           | 88       | 206    | 1620        | 1826            | 30           | 3              | 29           | 33             | 286      | 385     | 954        | 106 |
|                     | 87       | 210    | 1786        | 1996            | 24           | 2              | 35           | 38             | 437      | 403     | 967        | 90  |
| CHANGE              | 4-       | 166-   | 170-        | 6+              | 1+           | 6-             | 5-           | 151-           | 18-      | 13-     | 16+        |     |
| STATE POLICE        | 88       | 449    | 1510        | 1959            | 42           | 4              | 82           | 49             | 259      | 610     | 710        | 203 |
|                     | 87       | 605    | 1697        | 2302            | 34           | 3              | 52           | 79             | 257      | 865     | 796        | 216 |
| CHANGE              | 156-     | 187-   | 343-        | 8+              | 1+           | 30+            | 30-          | 2+             | 255-     | 86-     | 13-        |     |
| MUNICIPAL           | 88       | 1632   | 4267        | 5899            | 23           | 1              | 58           | 170            | 308      | 737     | 4349       | 253 |
|                     | 87       | 1613   | 4215        | 5828            | 23           | 1              | 52           | 182            | 298      | 743     | 4328       | 201 |
| CHANGE              | 19+      | 52+    | 71+         | 0               | 0            | 6+             | 12-          | 10+            | 6-       | 21+     | 52+        |     |
| *****               |          |        |             |                 |              |                |              |                |          |         |            |     |
| BARBOUR CTY TOTAL   | 88       | 10     | 33          | 43              | 0            | 0              | 3            | 0              | 4        | 9       | 25         | 2   |
|                     | 87       | 8      | 36          | 44              | 0            | 0              | 2            | 1              | 4        | 13      | 17         | 7   |
| CHANGE              | 2+       | 3-     | 1-          | 0               | 0            | 1+             | 1-           | 0              | 4-       | 8+      | 5-         |     |
| *****               |          |        |             |                 |              |                |              |                |          |         |            |     |
| RURAL               | 88       | 0      | 20          | 20              | 0            | 0              | 3            | 0              | 4        | 8       | 3          | 2   |
|                     | 87       | 3      | 23          | 26              | 0            | 0              | 2            | 0              | 4        | 12      | 2          | 6   |
| CHANGE              | 3-       | 3-     | 6-          | 0               | 0            | 1+             | 0            | 0              | 4-       | 1+      | 4-         |     |
| SHERIFF             | 88       | 0      | 13          | 13              | 0            | 0              | 0            | 0              | 4        | 4       | 3          | 2   |
|                     | 87       | 0      | 13          | 13              | 0            | 0              | 0            | 0              | 4        | 3       | 0          | 6   |
| CHANGE              | 0        | 0      | 0           | 0               | 0            | 0              | 0            | 0              | 1+       | 3+      | 4-         |     |
| STATE POLICE        | 88       | 0      | 7           | 7               | 0            | 0              | 3            | 0              | 0        | 4       | 0          | 0   |
|                     | 87       | 3      | 10          | 13              | 0            | 0              | 2            | 0              | 0        | 9       | 2          | 0   |
| CHANGE              | 3-       | 3-     | 6-          | 0               | 0            | 1+             | 0            | 0              | 5-       | 2-      | 0          |     |
| MUNICIPAL           | 88       | 10     | 13          | 23              | 0            | 0              | 0            | 0              | 0        | 1       | 22         | 0   |
|                     | 87       | 5      | 13          | 18              | 0            | 0              | 0            | 1              | 0        | 1       | 15         | 1   |
| CHANGE              | 5+       | 0      | 5+          | 0               | 0            | 0              | 1-           | 0              | 0        | 7+      | 1-         |     |
| BELINGTON PD        | 88       | 0      | 0           | 0               | 0            | 0              | 0            | 0              | 0        | 0       | 0          | 0   |
|                     | 87       | 0      | 3           | 3               | 0            | 0              | 0            | 0              | 0        | 1       | 1          | 1   |
| CHANGE              | 0        | 3-     | 3-          | 0               | 0            | 0              | 0            | 0              | 1-       | 1-      | 1-         |     |
| PHILIPPI PD         | 88       | 10     | 13          | 23              | 0            | 0              | 0            | 0              | 0        | 1       | 22         | 0   |
|                     | 87       | 5      | 10          | 15              | 0            | 0              | 0            | 1              | 0        | 0       | 14         | 0   |
| CHANGE              | 5+       | 3+     | 8+          | 0               | 0            | 0              | 1-           | 0              | 1+       | 8+      | 0          |     |

PART I ARRESTS BY CHARGE AND AGENCY TYPE

|                    | JUVENILE | ADULTS | GRAND TOTAL | CRIMINAL MURDER | HOMICIDE NEG | FORCIBLE RAPE | ROBBERY | AGGRAV ASSAULT | BURGLARY | LARCENY | AUTO THEFT |    |
|--------------------|----------|--------|-------------|-----------------|--------------|---------------|---------|----------------|----------|---------|------------|----|
| *****              |          |        |             |                 |              |               |         |                |          |         |            |    |
| BERKELEY CTY TOTAL | 88       | 152    | 282         | 434             | 2            | 0             | 13      | 18             | 19       | 63      | 294        | 25 |
|                    | 87       | 134    | 268         | 402             | 3            | 2             | 4       | 9              | 18       | 47      | 308        | 11 |
| CHANGE             | 18+      | 14+    | 32+         | 1-              | 2-           | 9+            | 9+      | 1+             | 16+      | 14-     | 14+        |    |
| *****              |          |        |             |                 |              |               |         |                |          |         |            |    |
| RURAL              | 88       | 48     | 135         | 183             | 1            | 0             | 9       | 6              | 11       | 30      | 117        | 9  |
|                    | 87       | 35     | 140         | 175             | 0            | 2             | 4       | 7              | 12       | 29      | 118        | 3  |
| CHANGE             | 13+      | 5-     | 8+          | 1+              | 2-           | 5+            | 1-      | 1-             | 1+       | 1-      | 6+         |    |
| SHERIFF            | 88       | 39     | 92          | 131             | 1            | 0             | 7       | 1              | 6        | 14      | 100        | 2  |
|                    | 87       | 19     | 96          | 115             | 0            | 2             | 3       | 1              | 10       | 13      | 85         | 1  |
| CHANGE             | 20+      | 4-     | 16+         | 1+              | 2-           | 4+            | 0       | 4-             | 1+       | 15+     | 14+        |    |
| STATE POLICE       | 88       | 9      | 43          | 52              | 0            | 0             | 2       | 5              | 5        | 16      | 17         | 7  |
|                    | 87       | 16     | 44          | 60              | 0            | 0             | 1       | 6              | 2        | 16      | 33         | 2  |
| CHANGE             | 7-       | 1-     | 8-          | 0               | 0            | 1+            | 1-      | 3+             | 0        | 16-     | 5+         |    |
| MUNICIPAL          | 88       | 104    | 147         | 251             | 1            | 0             | 4       | 12             | 8        | 33      | 177        | 16 |
|                    | 87       | 99     | 128         | 227             | 3            | 0             | 0       | 2              | 6        | 18      | 190        | 8  |
| CHANGE             | 5+       | 19+    | 24+         | 2-              | 0            | 4+            | 10+     | 2+             | 15+      | 13-     | 8+         |    |
| MARTINSBURG PD     | 88       | 104    | 147         | 251             | 1            | 0             | 4       | 12             | 8        | 33      | 177        | 16 |
|                    | 87       | 99     | 128         | 227             | 3            | 0             | 0       | 2              | 6        | 18      | 190        | 8  |
| CHANGE             | 5+       | 19+    | 24+         | 2-              | 0            | 4+            | 10+     | 2+             | 15+      | 13-     | 8+         |    |
| *****              |          |        |             |                 |              |               |         |                |          |         |            |    |
| BOONE CTY TOTAL    | 88       | 6      | 87          | 93              | 2            | 0             | 0       | 8              | 23       | 24      | 31         | 5  |
|                    | 87       | 10     | 91          | 101             | 1            | 0             | 6       | 1              | 12       | 27      | 44         | 10 |
| CHANGE             | 4-       | 4-     | 8-          | 1+              | 0            | 6-            | 7+      | 11+            | 3-       | 13-     | 5-         |    |
| *****              |          |        |             |                 |              |               |         |                |          |         |            |    |
| RURAL              | 88       | 2      | 80          | 82              | 2            | 0             | 0       | 6              | 21       | 18      | 30         | 5  |
|                    | 87       | 3      | 82          | 85              | 1            | 0             | 6       | 1              | 12       | 22      | 34         | 9  |
| CHANGE             | 1-       | 2-     | 3-          | 1+              | 0            | 6-            | 5+      | 9+             | 4-       | 4-      | 4-         |    |
| SHERIFF            | 88       | 2      | 53          | 55              | 0            | 0             | 0       | 2              | 16       | 14      | 22         | 1  |
|                    | 87       | 0      | 45          | 45              | 0            | 0             | 2       | 0              | 8        | 10      | 24         | 1  |
| CHANGE             | 2+       | 8+     | 10+         | 0               | 0            | 2-            | 2+      | 8+             | 4+       | 2-      | 0          |    |
| STATE POLICE       | 88       | 0      | 27          | 27              | 2            | 0             | 0       | 4              | 5        | 4       | 8          | 4  |
|                    | 87       | 3      | 37          | 40              | 1            | 0             | 4       | 1              | 4        | 12      | 10         | 8  |
| CHANGE             | 3-       | 10-    | 13-         | 1+              | 0            | 4-            | 3+      | 1+             | 8-       | 2-      | 4-         |    |
| MUNICIPAL          | 88       | 4      | 7           | 11              | 0            | 0             | 0       | 2              | 2        | 6       | 1          | 0  |
|                    | 87       | 7      | 9           | 16              | 0            | 0             | 0       | 0              | 0        | 5       | 10         | 1  |
| CHANGE             | 3-       | 2-     | 5-          | 0               | 0            | 0             | 2+      | 2+             | 1+       | 9-      | 1-         |    |
| MADISON PD         | 88       | 0      | 6           | 6               | 0            | 0             | 0       | 2              | 2        | 2       | 0          | 0  |
|                    | 87       | 0      | 1           | 1               | 0            | 0             | 0       | 0              | 1        | 0       | 0          | 0  |
| CHANGE             | 0        | 5+     | 5+          | 0               | 0            | 0             | 2+      | 2+             | 1+       | 0       | 0          |    |

PART I ARRESTS

# PART I ARRESTS

## PART I ARRESTS BY CHARGE AND AGENCY TYPE

|                |        | CHARGE   |        | AGENCY TYPE |                 |              |               |         |                |          |         |            |   |
|----------------|--------|----------|--------|-------------|-----------------|--------------|---------------|---------|----------------|----------|---------|------------|---|
|                |        | JUVENILE | ADULTS | GRAND TOTAL | CRIMINAL MURDER | HOMICIDE NEG | FORCIBLE RAPE | ROBBERY | AGGRAV ASSAULT | BURGLARY | LARCENY | AUTO THEFT |   |
| WHITESVILLE PD | 88     | 2        | 0      | 2           | 0               | 0            | 0             | 0       | 0              | 2        | 0       | 0          |   |
|                | 87     | 5        | 0      | 5           | 0               | 0            | 0             | 0       | 0              | 0        | 4       | 1          |   |
|                | CHANGE | 3-       | 0      | 3-          | 0               | 0            | 0             | 0       | 0              | 2+       | 4-      | 1-         |   |
| DANVILLE PD    | 88     | 2        | 1      | 3           | 0               | 0            | 0             | 0       | 0              | 2        | 1       | 0          |   |
|                | 87     | 2        | 8      | 10          | 0               | 0            | 0             | 0       | 0              | 4        | 6       | 0          |   |
|                | CHANGE | 0        | 7-     | 7-          | 0               | 0            | 0             | 0       | 0              | 2-       | 5-      | 0          |   |
| *****          |        |          |        |             |                 |              |               |         |                |          |         |            |   |
| BRAXTON CTY    | TOTAL  | 88       | 5      | 25          | 30              | 1            | 0             | 3       | 0              | 0        | 7       | 16         | 3 |
|                | 87     | 6        | 22     | 28          | 0               | 0            | 1             | 0       | 2              | 13       | 10      | 2          |   |
|                | CHANGE | 1-       | 3+     | 2+          | 1+              | 0            | 2+            | 0       | 2-             | 6-       | 6+      | 1+         |   |
| *****          |        |          |        |             |                 |              |               |         |                |          |         |            |   |
| RURAL          | 88     | 3        | 25     | 28          | 1               | 0            | 3             | 0       | 0              | 7        | 14      | 3          |   |
|                | 87     | 6        | 22     | 28          | 0               | 0            | 1             | 0       | 2              | 13       | 10      | 2          |   |
|                | CHANGE | 3-       | 3+     | 0           | 1+              | 0            | 2+            | 0       | 2-             | 6-       | 4+      | 1+         |   |
| SHERIFF        | 88     | 0        | 6      | 6           | 0               | 0            | 0             | 0       | 0              | 1        | 4       | 1          |   |
|                | 87     | 0        | 10     | 10          | 0               | 0            | 0             | 0       | 1              | 5        | 4       | 0          |   |
|                | CHANGE | 0        | 4-     | 4-          | 0               | 0            | 0             | 0       | 1-             | 4-       | 0       | 1+         |   |
| STATE POLICE   | 88     | 3        | 19     | 22          | 1               | 0            | 3             | 0       | 0              | 6        | 10      | 2          |   |
|                | 87     | 6        | 12     | 18          | 0               | 0            | 1             | 0       | 1              | 8        | 6       | 2          |   |
|                | CHANGE | 3-       | 7+     | 4+          | 1+              | 0            | 2+            | 0       | 1-             | 2-       | 4+      | 0          |   |
| MUNICIPAL      | 88     | 2        | 0      | 2           | 0               | 0            | 0             | 0       | 0              | 0        | 2       | 0          |   |
|                | 87     | 0        | 0      | 0           | 0               | 0            | 0             | 0       | 0              | 0        | 0       | 0          |   |
|                | CHANGE | 2+       | 0      | 2+          | 0               | 0            | 0             | 0       | 0              | 0        | 2+      | 0          |   |
| SUTTON PD      | 88     | 2        | 0      | 2           | 0               | 0            | 0             | 0       | 0              | 0        | 2       | 0          |   |
|                | 87     | 0        | 0      | 0           | 0               | 0            | 0             | 0       | 0              | 0        | 0       | 0          |   |
|                | CHANGE | 2+       | 0      | 2+          | 0               | 0            | 0             | 0       | 0              | 0        | 2+      | 0          |   |
| *****          |        |          |        |             |                 |              |               |         |                |          |         |            |   |
| BROOKE CTY     | TOTAL  | 88       | 27     | 50          | 77              | 0            | 0             | 1       | 2              | 6        | 20      | 42         | 6 |
|                | 87     | 27       | 34     | 61          | 0               | 0            | 0             | 5       | 4              | 18       | 32      | 2          |   |
|                | CHANGE | 0        | 16+    | 16+         | 0               | 0            | 1+            | 3-      | 2+             | 2+       | 10+     | 4+         |   |
| *****          |        |          |        |             |                 |              |               |         |                |          |         |            |   |
| RURAL          | 88     | 18       | 45     | 63          | 0               | 0            | 1             | 2       | 6              | 18       | 32      | 4          |   |
|                | 87     | 11       | 29     | 40          | 0               | 0            | 0             | 4       | 3              | 14       | 19      | 0          |   |
|                | CHANGE | 7+       | 16+    | 23+         | 0               | 0            | 1+            | 2-      | 3+             | 4+       | 13+     | 4+         |   |
| SHERIFF        | 88     | 18       | 41     | 59          | 0               | 0            | 0             | 2       | 6              | 18       | 29      | 4          |   |
|                | 87     | 10       | 27     | 36          | 0               | 0            | 0             | 4       | 3              | 12       | 17      | 0          |   |
|                | CHANGE | 8+       | 15+    | 23+         | 0               | 0            | 0             | 2-      | 3+             | 6+       | 12+     | 4+         |   |
| STATE POLICE   | 88     | 0        | 4      | 4           | 0               | 0            | 1             | 0       | 0              | 0        | 3       | 0          |   |
|                | 87     | 1        | 3      | 4           | 0               | 0            | 0             | 0       | 0              | 2        | 2       | 0          |   |
|                | CHANGE | 1-       | 1+     | 0           | 0               | 0            | 1+            | 0       | 0              | 2-       | 1+      | 0          |   |

PART I ARRESTS BY CHARGE AND AGENCY TYPE

|                    |        | JUVENILE | ADULTS | GRAND<br>TOTAL | CRIMINAL<br>MURDER | HOMICIDE<br>NEG MANSL | FORCIBLE<br>RAPE | ROBBERY | AGGRAV<br>ASSAULT | BURGLARY | LARCENY | AUTO<br>THEFT |    |
|--------------------|--------|----------|--------|----------------|--------------------|-----------------------|------------------|---------|-------------------|----------|---------|---------------|----|
| MUNICIPAL          | 88     | 9        | 5      | 14             | 0                  | 0                     | 0                | 0       | 0                 | 2        | 10      | 2             |    |
|                    | 87     | 16       | 5      | 21             | 0                  | 0                     | 0                | 1       | 1                 | 4        | 13      | 2             |    |
|                    | CHANGE | 7-       | 0      | 7-             | 0                  | 0                     | 0                | 1-      | 1-                | 2-       | 3-      | 0             |    |
| FOLLANSBEE PD      | 88     | 0        | 1      | 1              | 0                  | 0                     | 0                | 0       | 0                 | 1        | 0       | 0             |    |
|                    | 87     | 0        | 1      | 1              | 0                  | 0                     | 0                | 0       | 0                 | 0        | 1       | 0             |    |
|                    | CHANGE | 0        | 0      | 0              | 0                  | 0                     | 0                | 0       | 0                 | 1+       | 1-      | 0             |    |
| HELLSBURG PD       | 88     | 9        | 4      | 13             | 0                  | 0                     | 0                | 0       | 0                 | 1        | 10      | 2             |    |
|                    | 87     | 16       | 4      | 20             | 0                  | 0                     | 0                | 1       | 1                 | 4        | 12      | 2             |    |
|                    | CHANGE | 7-       | 0      | 7-             | 0                  | 0                     | 0                | 1-      | 1-                | 3-       | 2-      | 0             |    |
| *****              |        |          |        |                |                    |                       |                  |         |                   |          |         |               |    |
| CABELL CTY         | TOTAL  | 88       | 224    | 768            | 992                | 4                     | 0                | 3       | 42                | 72       | 146     | 701           | 24 |
|                    | 87     | 237      | 593    | 830            | 8                  | 0                     | 5                | 46      | 115               | 144      | 499     | 13            |    |
|                    | CHANGE | 13-      | 175+   | 162+           | 4-                 | 0                     | 2-               | 4-      | 43-               | 2+       | 202+    | 11+           |    |
| *****              |        |          |        |                |                    |                       |                  |         |                   |          |         |               |    |
| RURAL              | 88     | 8        | 156    | 164            | 0                  | 0                     | 1                | 2       | 12                | 34       | 107     | 8             |    |
|                    | 87     | 13       | 241    | 254            | 3                  | 0                     | 2                | 5       | 56                | 61       | 122     | 5             |    |
|                    | CHANGE | 5-       | 85-    | 90-            | 3-                 | 0                     | 1-               | 3-      | 44-               | 27-      | 15-     | 3+            |    |
| SHERIFF            | 88     | 2        | 118    | 120            | 0                  | 0                     | 1                | 2       | 5                 | 20       | 89      | 3             |    |
|                    | 87     | 0        | 162    | 162            | 2                  | 0                     | 0                | 2       | 50                | 11       | 97      | 0             |    |
|                    | CHANGE | 2+       | 44-    | 42-            | 2-                 | 0                     | 1+               | 0       | 45-               | 9+       | 8-      | 3+            |    |
| STATE POLICE       | 88     | 6        | 38     | 44             | 0                  | 0                     | 0                | 0       | 7                 | 14       | 18      | 5             |    |
|                    | 87     | 13       | 79     | 92             | 1                  | 0                     | 2                | 3       | 6                 | 50       | 25      | 5             |    |
|                    | CHANGE | 7-       | 41-    | 48-            | 1-                 | 0                     | 2-               | 3-      | 1+                | 36-      | 7-      | 0             |    |
| MUNICIPAL          | 88     | 216      | 612    | 828            | 4                  | 0                     | 2                | 40      | 60                | 112      | 594     | 16            |    |
|                    | 87     | 224      | 352    | 576            | 5                  | 0                     | 3                | 41      | 59                | 83       | 377     | 8             |    |
|                    | CHANGE | 8-       | 260+   | 252+           | 1-                 | 0                     | 1-               | 1-      | 1+                | 29+      | 217+    | 8+            |    |
| BARBOURSVILLE PD   | 88     | 54       | 47     | 101            | 0                  | 0                     | 0                | 0       | 5                 | 7        | 89      | 0             |    |
|                    | 87     | 33       | 46     | 79             | 0                  | 0                     | 0                | 1       | 1                 | 2        | 75      | 0             |    |
|                    | CHANGE | 21+      | 1+     | 22+            | 0                  | 0                     | 0                | 1-      | 4+                | 5+       | 14+     | 0             |    |
| HUNTINGTON PD      | 88     | 160      | 548    | 708            | 4                  | 0                     | 1                | 39      | 49                | 101      | 501     | 13            |    |
|                    | 87     | 181      | 300    | 481            | 5                  | 0                     | 2                | 38      | 56                | 76       | 298     | 6             |    |
|                    | CHANGE | 21-      | 248+   | 227+           | 1-                 | 0                     | 1-               | 1+      | 7-                | 25+      | 203+    | 7+            |    |
| MILTON PD          | 88     | 2        | 7      | 9              | 0                  | 0                     | 1                | 1       | 1                 | 3        | 3       | 0             |    |
|                    | 87     | 9        | 3      | 12             | 0                  | 0                     | 1                | 0       | 1                 | 4        | 4       | 2             |    |
|                    | CHANGE | 7-       | 4+     | 3-             | 0                  | 0                     | 0                | 1+      | 0                 | 1-       | 1-      | 2-            |    |
| MU SECURITY POLICE | 88     | 0        | 10     | 10             | 0                  | 0                     | 0                | 0       | 5                 | 1        | 1       | 3             |    |
|                    | 87     | 1        | 3      | 4              | 0                  | 0                     | 0                | 2       | 1                 | 1        | 0       | 0             |    |
|                    | CHANGE | 1-       | 7+     | 6+             | 0                  | 0                     | 0                | 2-      | 4+                | 0        | 1+      | 3+            |    |
| *****              |        |          |        |                |                    |                       |                  |         |                   |          |         |               |    |
| CALHOUN CTY        | TOTAL  | 88       | 3      | 17             | 20                 | 0                     | 0                | 2       | 0                 | 8        | 1       | 7             | 2  |
|                    | 87     | 3        | 31     | 34             | 0                  | 0                     | 1                | 4       | 8                 | 7        | 12      | 2             |    |
|                    | CHANGE | 0        | 14-    | 14-            | 0                  | 0                     | 1+               | 4-      | 0                 | 6-       | 5-      | 0             |    |
| *****              |        |          |        |                |                    |                       |                  |         |                   |          |         |               |    |

PART I ARRESTS

# PART I ARRESTS

## PART I ARRESTS BY CHARGE AND AGENCY TYPE

|                |        | JUVENILE | ADULTS | GRAND<br>TOTAL | CRIMINAL<br>MURDER | HOMICIDE<br>NEG MANSL | FORCIBLE<br>RAPE | ROBBERY | AGGRAV<br>ASSAULT | BURGLARY | LARCENY | AUTO<br>THEFT |
|----------------|--------|----------|--------|----------------|--------------------|-----------------------|------------------|---------|-------------------|----------|---------|---------------|
| RURAL          | 88     | 3        | 17     | 20             | 0                  | 0                     | 2                | 0       | 8                 | 1        | 7       | 2             |
|                | 87     | 3        | 31     | 34             | 0                  | 0                     | 1                | 4       | 8                 | 7        | 12      | 2             |
|                | CHANGE | 0        | 14-    | 14-            | 0                  | 0                     | 1+               | 4-      | 0                 | 6-       | 5-      | 0             |
| SHERIFF        | 88     | 0        | 4      | 4              | 0                  | 0                     | 0                | 0       | 0                 | 0        | 3       | 1             |
|                | 87     | 0        | 7      | 7              | 0                  | 0                     | 0                | 0       | 1                 | 0        | 5       | 1             |
|                | CHANGE | 0        | 3-     | 3-             | 0                  | 0                     | 0                | 0       | 1-                | 0        | 2-      | 0             |
| STATE POLICE   | 88     | 3        | 13     | 16             | 0                  | 0                     | 2                | 0       | 8                 | 1        | 4       | 1             |
|                | 87     | 3        | 24     | 27             | 0                  | 0                     | 1                | 4       | 7                 | 7        | 7       | 1             |
|                | CHANGE | 0        | 11-    | 11-            | 0                  | 0                     | 1+               | 4-      | 1+                | 6-       | 3-      | 0             |
| MUNICIPAL      | 88     | 0        | 0      | 0              | 0                  | 0                     | 0                | 0       | 0                 | 0        | 0       | 0             |
|                | 87     | 0        | 0      | 0              | 0                  | 0                     | 0                | 0       | 0                 | 0        | 0       | 0             |
|                | CHANGE | 0        | 0      | 0              | 0                  | 0                     | 0                | 0       | 0                 | 0        | 0       | 0             |
| GRANTSVILLE PD | 88     | 0        | 0      | 0              | 0                  | 0                     | 0                | 0       | 0                 | 0        | 0       | 0             |
|                | 87     | 0        | 0      | 0              | 0                  | 0                     | 0                | 0       | 0                 | 0        | 0       | 0             |
|                | CHANGE | 0        | 0      | 0              | 0                  | 0                     | 0                | 0       | 0                 | 0        | 0       | 0             |
| *****          |        |          |        |                |                    |                       |                  |         |                   |          |         |               |
| CLAY CTY       | TOTAL  | 88       | 14     | 44             | 58                 | 1                     | 0                | 0       | 20                | 15       | 17      | 5             |
|                | 87     | 2        | 41     | 43             | 0                  | 0                     | 0                | 2       | 14                | 9        | 18      | 0             |
|                | CHANGE | 12+      | 3+     | 15+            | 1+                 | 0                     | 0                | 2-      | 6+                | 6+       | 1-      | 5+            |
| *****          |        |          |        |                |                    |                       |                  |         |                   |          |         |               |
| RURAL          | 88     | 14       | 44     | 58             | 1                  | 0                     | 0                | 0       | 20                | 15       | 17      | 5             |
|                | 87     | 0        | 41     | 41             | 0                  | 0                     | 0                | 2       | 14                | 9        | 16      | 0             |
|                | CHANGE | 14+      | 3+     | 17+            | 1+                 | 0                     | 0                | 2-      | 6+                | 6+       | 1+      | 5+            |
| SHERIFF        | 88     | 2        | 15     | 17             | 0                  | 0                     | 0                | 0       | 8                 | 5        | 3       | 1             |
|                | 87     | 0        | 7      | 7              | 0                  | 0                     | 0                | 0       | 0                 | 5        | 2       | 0             |
|                | CHANGE | 2+       | 8+     | 10+            | 0                  | 0                     | 0                | 0       | 8+                | 0        | 1+      | 1+            |
| STATE POLICE   | 88     | 12       | 29     | 41             | 1                  | 0                     | 0                | 0       | 12                | 10       | 14      | 4             |
|                | 87     | 0        | 34     | 34             | 0                  | 0                     | 0                | 2       | 14                | 4        | 14      | 0             |
|                | CHANGE | 12+      | 5-     | 7+             | 1+                 | 0                     | 0                | 2-      | 2-                | 6+       | 0       | 4+            |
| MUNICIPAL      | 88     | 0        | 0      | 0              | 0                  | 0                     | 0                | 0       | 0                 | 0        | 0       | 0             |
|                | 87     | 2        | 0      | 2              | 0                  | 0                     | 0                | 0       | 0                 | 0        | 2       | 0             |
|                | CHANGE | 2-       | 0      | 2-             | 0                  | 0                     | 0                | 0       | 0                 | 0        | 2-      | 0             |
| CLAY PD        | 88     | 0        | 0      | 0              | 0                  | 0                     | 0                | 0       | 0                 | 0        | 0       | 0             |
|                | 87     | 2        | 0      | 2              | 0                  | 0                     | 0                | 0       | 0                 | 0        | 2       | 0             |
|                | CHANGE | 2-       | 0      | 2-             | 0                  | 0                     | 0                | 0       | 0                 | 0        | 2-      | 0             |
| *****          |        |          |        |                |                    |                       |                  |         |                   |          |         |               |
| DODDRIDGE CTY  | TOTAL  | 88       | 3      | 20             | 23                 | 0                     | 0                | 3       | 0                 | 1        | 10      | 1             |
|                | 87     | 7        | 8      | 15             | 0                  | 0                     | 0                | 0       | 2                 | 8        | 1       | 4             |
|                | CHANGE | 4-       | 12+    | 8+             | 0                  | 0                     | 3+               | 0       | 1-                | 2+       | 7+      | 3-            |
| *****          |        |          |        |                |                    |                       |                  |         |                   |          |         |               |



PART I ARRESTS BY CHARGE AND AGENCY TYPE

|                 |       | JUVENILE | ADULTS | GRAND<br>TOTAL | CRIMINAL<br>MURDER | HOMICIDE<br>NEG MANSL | FORCIBLE<br>RAPE | ROBBERY | AGGRAV<br>ASSAULT | BURGLARY | LARCENY | AUTO<br>THEFT |    |
|-----------------|-------|----------|--------|----------------|--------------------|-----------------------|------------------|---------|-------------------|----------|---------|---------------|----|
| RURAL           | 88    | 3        | 20     | 23             | 0                  | 0                     | 3                | 0       | 1                 | 10       | 8       | 1             |    |
|                 | 87    | 7        | 8      | 15             | 0                  | 0                     | 0                | 0       | 2                 | 8        | 1       | 4             |    |
| CHANGE          |       | 4-       | 12+    | 8+             | 0                  | 0                     | 3+               | 0       | 1-                | 2+       | 7+      | 3-            |    |
| SHERIFF         | 88    | 0        | 0      | 0              | 0                  | 0                     | 0                | 0       | 0                 | 0        | 0       | 0             |    |
|                 | 87    | 3        | 1      | 4              | 0                  | 0                     | 0                | 0       | 0                 | 3        | 0       | 1             |    |
| CHANGE          |       | 3-       | 1-     | 4-             | 0                  | 0                     | 0                | 0       | 0                 | 3-       | 0       | 1-            |    |
| STATE POLICE    | 88    | 3        | 20     | 23             | 0                  | 0                     | 3                | 0       | 1                 | 10       | 8       | 1             |    |
|                 | 87    | 4        | 7      | 11             | 0                  | 0                     | 0                | 0       | 2                 | 5        | 1       | 3             |    |
| CHANGE          |       | 1-       | 13+    | 12+            | 0                  | 0                     | 3+               | 0       | 1-                | 5+       | 7+      | 2-            |    |
| *****           |       |          |        |                |                    |                       |                  |         |                   |          |         |               |    |
| FAYETTE CTY     | TOTAL | 88       | 113    | 223            | 336                | 6                     | 0                | 12      | 9                 | 39       | 68      | 165           | 37 |
|                 | 87    | 88       | 205    | 293            | 1                  | 1                     | 4                | 8       | 24                | 81       | 157     | 17            |    |
| CHANGE          |       | 25+      | 18+    | 43+            | 5+                 | 1-                    | 8+               | 1+      | 15+               | 13-      | 8+      | 20+           |    |
| *****           |       |          |        |                |                    |                       |                  |         |                   |          |         |               |    |
| RURAL           | 88    | 68       | 144    | 212            | 4                  | 0                     | 9                | 8       | 28                | 37       | 96      | 30            |    |
|                 | 87    | 69       | 114    | 183            | 1                  | 1                     | 4                | 4       | 17                | 64       | 78      | 14            |    |
| CHANGE          |       | 1-       | 30+    | 29+            | 3+                 | 1-                    | 5+               | 4+      | 11+               | 27-      | 18+     | 16+           |    |
| SHERIFF         | 88    | 9        | 80     | 89             | 4                  | 0                     | 3                | 5       | 23                | 12       | 35      | 7             |    |
|                 | 87    | 1        | 41     | 42             | 1                  | 0                     | 3                | 2       | 6                 | 10       | 17      | 3             |    |
| CHANGE          |       | 8+       | 39+    | 47+            | 3+                 | 0                     | 0                | 3+      | 17+               | 2+       | 18+     | 4+            |    |
| STATE POLICE    | 88    | 59       | 64     | 123            | 0                  | 0                     | 6                | 3       | 5                 | 25       | 61      | 23            |    |
|                 | 87    | 68       | 73     | 141            | 0                  | 1                     | 1                | 2       | 11                | 54       | 61      | 11            |    |
| CHANGE          |       | 9-       | 9-     | 18-            | 0                  | 1-                    | 5+               | 1+      | 6-                | 29-      | 0       | 12+           |    |
| MUNICIPAL       | 88    | 45       | 79     | 124            | 2                  | 0                     | 3                | 1       | 11                | 31       | 69      | 7             |    |
|                 | 87    | 19       | 91     | 110            | 0                  | 0                     | 0                | 4       | 7                 | 17       | 79      | 3             |    |
| CHANGE          |       | 26+      | 12-    | 14+            | 2+                 | 0                     | 3+               | 3-      | 4+                | 14+      | 10-     | 4+            |    |
| ANSTED PD       | 88    | 0        | 4      | 4              | 1                  | 0                     | 0                | 0       | 2                 | 1        | 0       | 0             |    |
|                 | 87    | 0        | 5      | 5              | 0                  | 0                     | 0                | 0       | 0                 | 3        | 2       | 0             |    |
| CHANGE          |       | 0        | 1-     | 1-             | 1+                 | 0                     | 0                | 0       | 2+                | 2-       | 2-      | 0             |    |
| FAYETTEVILLE PD | 88    | 4        | 2      | 6              | 0                  | 0                     | 0                | 0       | 0                 | 5        | 1       | 0             |    |
|                 | 87    | 6        | 5      | 11             | 0                  | 0                     | 0                | 0       | 0                 | 9        | 2       | 0             |    |
| CHANGE          |       | 2-       | 3-     | 5-             | 0                  | 0                     | 0                | 0       | 0                 | 4-       | 1-      | 0             |    |
| MONTGOMERY PD   | 88    | 8        | 7      | 15             | 0                  | 0                     | 0                | 0       | 1                 | 4        | 8       | 2             |    |
|                 | 87    | 0        | 12     | 12             | 0                  | 0                     | 0                | 2       | 1                 | 0        | 9       | 0             |    |
| CHANGE          |       | 8+       | 5-     | 3+             | 0                  | 0                     | 0                | 2-      | 0                 | 4+       | 1-      | 2+            |    |
| MOUNT HOPE PD   | 88    | 10       | 11     | 21             | 1                  | 0                     | 0                | 0       | 4                 | 7        | 6       | 3             |    |
|                 | 87    | 3        | 5      | 8              | 0                  | 0                     | 0                | 0       | 3                 | 2        | 3       | 0             |    |
| CHANGE          |       | 7+       | 6+     | 13+            | 1+                 | 0                     | 0                | 0       | 1+                | 5+       | 3+      | 3+            |    |
| OAK HILL PD     | 88    | 17       | 45     | 62             | 0                  | 0                     | 1                | 1       | 2                 | 2        | 54      | 2             |    |
|                 | 87    | 10       | 56     | 66             | 0                  | 0                     | 0                | 2       | 3                 | 3        | 55      | 3             |    |
| CHANGE          |       | 7+       | 11-    | 4-             | 0                  | 0                     | 1+               | 1-      | 1-                | 1-       | 1-      | 1-            |    |

PART I ARRESTS

PART I ARRESTS BY CHARGE AND AGENCY TYPE

|                    |                       | JUVENILE | ADULTS | GRAND<br>TOTAL | CRIMINAL<br>MURDER | HOMICIDE<br>NEG MANSL | FORCIBLE<br>RAPE | ROBBERY | AGGRAV<br>ASSAULT | BURGLARY | LARCENY | AUTO<br>THEFT |   |
|--------------------|-----------------------|----------|--------|----------------|--------------------|-----------------------|------------------|---------|-------------------|----------|---------|---------------|---|
| SMITHERS PD        | 88                    | 3        | 8      | 11             | 0                  | 0                     | 0                | 0       | 0                 | 11       | 0       | 0             |   |
|                    | 87                    | 0        | 4      | 4              | 0                  | 0                     | 0                | 0       | 0                 | 0        | 4       | 0             |   |
|                    | CHANGE                | 3+       | 4+     | 7+             | 0                  | 0                     | 0                | 0       | 0                 | 11+      | 4-      | 0             |   |
| W VA TECH SECURITY | 88                    | 3        | 2      | 5              | 0                  | 0                     | 2                | 0       | 2                 | 1        | 0       | 0             |   |
|                    | 87                    | 0        | 2      | 2              | 0                  | 0                     | 0                | 0       | 0                 | 0        | 2       | 0             |   |
|                    | CHANGE                | 3+       | 0      | 3+             | 0                  | 0                     | 2+               | 0       | 2+                | 1+       | 2-      | 0             |   |
| GAULEY BRIDGE PD   | 88                    | 0        | 0      | 0              | 0                  | 0                     | 0                | 0       | 0                 | 0        | 0       | 0             |   |
|                    | 87                    | 0        | 2      | 2              | 0                  | 0                     | 0                | 0       | 0                 | 0        | 2       | 0             |   |
|                    | CHANGE                | 0        | 2-     | 2-             | 0                  | 0                     | 0                | 0       | 0                 | 0        | 2-      | 0             |   |
| *****              |                       |          |        |                |                    |                       |                  |         |                   |          |         |               |   |
| GILMER CTY         | TOTAL                 | 88       | 0      | 12             | 12                 | 0                     | 0                | 1       | 0                 | 2        | 0       | 9             | 0 |
|                    | 87                    | 2        | 19     | 21             | 0                  | 0                     | 0                | 0       | 6                 | 6        | 8       | 1             |   |
|                    | CHANGE                | 2-       | 7-     | 9-             | 0                  | 0                     | 1+               | 0       | 4-                | 6-       | 1+      | 1-            |   |
| *****              |                       |          |        |                |                    |                       |                  |         |                   |          |         |               |   |
|                    | RURAL                 | 88       | 0      | 4              | 4                  | 0                     | 0                | 1       | 0                 | 1        | 0       | 2             | 0 |
|                    | 87                    | 0        | 8      | 8              | 0                  | 0                     | 0                | 0       | 3                 | 0        | 4       | 1             |   |
|                    | CHANGE                | 0        | 4-     | 4-             | 0                  | 0                     | 1+               | 0       | 2-                | 0        | 2-      | 1-            |   |
|                    | SHERIFF               | 88       | 0      | 0              | 0                  | 0                     | 0                | 0       | 0                 | 0        | 0       | 0             |   |
|                    | 87                    | 0        | 1      | 1              | 0                  | 0                     | 0                | 0       | 0                 | 0        | 0       | 1             |   |
|                    | CHANGE                | 0        | 1-     | 1-             | 0                  | 0                     | 0                | 0       | 0                 | 0        | 0       | 1-            |   |
|                    | STATE POLICE          | 88       | 0      | 4              | 4                  | 0                     | 0                | 1       | 0                 | 1        | 0       | 2             | 0 |
|                    | 87                    | 0        | 7      | 7              | 0                  | 0                     | 0                | 0       | 3                 | 0        | 4       | 0             |   |
|                    | CHANGE                | 0        | 3-     | 3-             | 0                  | 0                     | 1+               | 0       | 2-                | 0        | 2-      | 0             |   |
|                    | MUNICIPAL             | 88       | 0      | 8              | 8                  | 0                     | 0                | 0       | 1                 | 0        | 7       | 0             |   |
|                    | 87                    | 2        | 11     | 13             | 0                  | 0                     | 0                | 0       | 3                 | 6        | 4       | 0             |   |
|                    | CHANGE                | 2-       | 3-     | 5-             | 0                  | 0                     | 0                | 0       | 2-                | 6-       | 3+      | 0             |   |
|                    | GLENVILLE PD          | 88       | 0      | 6              | 6                  | 0                     | 0                | 0       | 1                 | 0        | 5       | 0             |   |
|                    | 87                    | 2        | 11     | 13             | 0                  | 0                     | 0                | 0       | 3                 | 6        | 4       | 0             |   |
|                    | CHANGE                | 2-       | 5-     | 7-             | 0                  | 0                     | 0                | 0       | 2-                | 6-       | 1+      | 0             |   |
|                    | GLENVILLE ST SECURITY | 88       | 0      | 2              | 2                  | 0                     | 0                | 0       | 0                 | 0        | 2       | 0             |   |
|                    | 87                    | 0        | 0      | 0              | 0                  | 0                     | 0                | 0       | 0                 | 0        | 0       | 0             |   |
|                    | CHANGE                | 0        | 2+     | 2+             | 0                  | 0                     | 0                | 0       | 0                 | 0        | 2+      | 0             |   |
| *****              |                       |          |        |                |                    |                       |                  |         |                   |          |         |               |   |
| GRANT CTY          | TOTAL                 | 88       | 2      | 11             | 13                 | 2                     | 0                | 1       | 0                 | 0        | 2       | 8             | 0 |
|                    | 87                    | 0        | 21     | 23             | 1                  | 0                     | 0                | 2       | 0                 | 3        | 13      | 4             |   |
|                    | CHANGE                | 0        | 10-    | 10-            | 1+                 | 0                     | 1+               | 2-      | 0                 | 1-       | 5-      | 4-            |   |
| *****              |                       |          |        |                |                    |                       |                  |         |                   |          |         |               |   |
|                    | RURAL                 | 88       | 0      | 9              | 9                  | 2                     | 0                | 1       | 0                 | 0        | 4       | 0             |   |
|                    | 87                    | 1        | 14     | 15             | 1                  | 0                     | 0                | 2       | 0                 | 3        | 7       | 2             |   |
|                    | CHANGE                | 1-       | 5-     | 6-             | 1+                 | 0                     | 1+               | 2-      | 0                 | 1-       | 3-      | 2-            |   |

PART I ARRESTS BY CHARGE AND AGENCY TYPE

|                          |        | JUVENILE | ADULTS | GRAND<br>TOTAL | CRIMINAL<br>MURDER | HOMICIDE<br>NEG | FORCIBLE<br>MANSL | ROBBERY | AGGRAV<br>ASSAULT | BURGLARY | LARCENY | AUTO<br>THEFT |
|--------------------------|--------|----------|--------|----------------|--------------------|-----------------|-------------------|---------|-------------------|----------|---------|---------------|
| SHERIFF                  | 88     | 0        | 1      | 1              | 0                  | 0               | 1                 | 0       | 0                 | 0        | 0       | 0             |
|                          | 87     | 0        | 12     | 12             | 1                  | 0               | 0                 | 2       | 0                 | 1        | 7       | 1             |
|                          | CHANGE | 0        | 11-    | 11-            | 1-                 | 0               | 1+                | 2-      | 0                 | 1-       | 7-      | 1-            |
| STATE POLICE             | 88     | 0        | 8      | 8              | 2                  | 0               | 0                 | 0       | 0                 | 2        | 4       | 0             |
|                          | 87     | 1        | 2      | 3              | 0                  | 0               | 0                 | 0       | 0                 | 2        | 0       | 1             |
|                          | CHANGE | 1-       | 6+     | 5+             | 2+                 | 0               | 0                 | 0       | 0                 | 0        | 4+      | 1-            |
| MUNICIPAL                | 88     | 2        | 2      | 4              | 0                  | 0               | 0                 | 0       | 0                 | 0        | 4       | 0             |
|                          | 87     | 1        | 7      | 8              | 0                  | 0               | 0                 | 0       | 0                 | 0        | 6       | 2             |
|                          | CHANGE | 1+       | 5-     | 4-             | 0                  | 0               | 0                 | 0       | 0                 | 0        | 2-      | 2-            |
| PETERSBURG PD            | 88     | 2        | 2      | 4              | 0                  | 0               | 0                 | 0       | 0                 | 0        | 4       | 0             |
|                          | 87     | 1        | 7      | 8              | 0                  | 0               | 0                 | 0       | 0                 | 0        | 6       | 2             |
|                          | CHANGE | 1+       | 5-     | 4-             | 0                  | 0               | 0                 | 0       | 0                 | 0        | 2-      | 2-            |
| *****                    |        |          |        |                |                    |                 |                   |         |                   |          |         |               |
| GREENBRIER CTY TOTAL     | 88     | 34       | 93     | 127            | 0                  | 0               | 5                 | 2       | 18                | 47       | 41      | 14            |
|                          | 87     | 10       | 93     | 103            | 1                  | 1               | 2                 | 1       | 20                | 44       | 27      | 7             |
|                          | CHANGE | 24+      | 0      | 24+            | 1-                 | 1-              | 3+                | 1+      | 2-                | 3+       | 14+     | 7+            |
| *****                    |        |          |        |                |                    |                 |                   |         |                   |          |         |               |
| RURAL                    | 88     | 16       | 79     | 95             | 0                  | 0               | 3                 | 2       | 17                | 35       | 30      | 8             |
|                          | 87     | 7        | 76     | 83             | 0                  | 0               | 2                 | 1       | 19                | 37       | 20      | 4             |
|                          | CHANGE | 9+       | 3+     | 12+            | 0                  | 0               | 1+                | 1+      | 2-                | 2-       | 10+     | 4+            |
| SHERIFF                  | 88     | 2        | 8      | 10             | 0                  | 0               | 0                 | 0       | 2                 | 6        | 0       | 2             |
|                          | 87     | 0        | 5      | 5              | 0                  | 0               | 0                 | 0       | 2                 | 2        | 0       | 1             |
|                          | CHANGE | 2+       | 3+     | 5+             | 0                  | 0               | 0                 | 0       | 0                 | 4+       | 0       | 1+            |
| STATE POLICE             | 88     | 14       | 71     | 85             | 0                  | 0               | 3                 | 2       | 15                | 29       | 30      | 6             |
|                          | 87     | 7        | 71     | 78             | 0                  | 0               | 2                 | 1       | 17                | 35       | 20      | 3             |
|                          | CHANGE | 7+       | 0      | 7+             | 0                  | 0               | 1+                | 1+      | 2-                | 6-       | 10+     | 3+            |
| MUNICIPAL                | 88     | 18       | 14     | 32             | 0                  | 0               | 2                 | 0       | 1                 | 12       | 11      | 6             |
|                          | 87     | 3        | 17     | 20             | 1                  | 1               | 0                 | 0       | 1                 | 7        | 7       | 3             |
|                          | CHANGE | 15+      | 3-     | 12+            | 1-                 | 1-              | 2+                | 0       | 0                 | 5+       | 4+      | 3+            |
| LEWISBURG PD             | 88     | 3        | 7      | 10             | 0                  | 0               | 1                 | 0       | 0                 | 3        | 0       | 6             |
|                          | 87     | 0        | 5      | 5              | 0                  | 0               | 0                 | 0       | 1                 | 1        | 2       | 1             |
|                          | CHANGE | 3+       | 2+     | 5+             | 0                  | 0               | 1+                | 0       | 1-                | 2+       | 2-      | 5+            |
| RAINELLE PD              | 88     | 0        | 2      | 2              | 0                  | 0               | 0                 | 0       | 0                 | 0        | 2       | 0             |
|                          | 87     | 0        | 0      | 0              | 0                  | 0               | 0                 | 0       | 0                 | 0        | 0       | 0             |
|                          | CHANGE | 0        | 2+     | 2+             | 0                  | 0               | 0                 | 0       | 0                 | 0        | 2+      | 0             |
| RONCEVERTE PD            | 88     | 15       | 4      | 19             | 0                  | 0               | 1                 | 0       | 1                 | 9        | 8       | 0             |
|                          | 87     | 3        | 6      | 9              | 0                  | 0               | 0                 | 0       | 0                 | 6        | 3       | 0             |
|                          | CHANGE | 12+      | 2-     | 10+            | 0                  | 0               | 1+                | 0       | 1+                | 3+       | 5+      | 0             |
| WHITE SULPHUR SPRINGS PD | 88     | 0        | 1      | 1              | 0                  | 0               | 0                 | 0       | 0                 | 0        | 1       | 0             |
|                          | 87     | 0        | 6      | 6              | 1                  | 1               | 0                 | 0       | 0                 | 0        | 2       | 2             |
|                          | CHANGE | 0        | 5-     | 5-             | 1-                 | 1-              | 0                 | 0       | 0                 | 0        | 1-      | 2-            |

PART I ARRESTS

|  | JUVENILE | ADULTS | GRAND<br>TOTAL | CRIMINAL<br>MURDER | HOMICIDE<br>NEG MANSL | FORCIBLE<br>RAPE | ROBBERY | AGGRAV<br>ASSAULT | BURGLARY | LARCENY | AUTO<br>THEFT |
|--|----------|--------|----------------|--------------------|-----------------------|------------------|---------|-------------------|----------|---------|---------------|
|--|----------|--------|----------------|--------------------|-----------------------|------------------|---------|-------------------|----------|---------|---------------|

|               |        |     |    |     |    |   |    |    |    |    |     |    |    |
|---------------|--------|-----|----|-----|----|---|----|----|----|----|-----|----|----|
| *****         |        |     |    |     |    |   |    |    |    |    |     |    |    |
| HAMPSHIRE CTY | TOTAL  | 88  | 5  | 62  | 67 | 3 | 0  | 1  | 0  | 20 | 17  | 15 | 11 |
|               | 87     | 17  | 63 | 80  | 0  | 0 | 2  | 1  | 20 | 20 | 31  | 6  |    |
|               | CHANGE | 12- | 1- | 13- | 3+ | 0 | 1- | 1- | 0  | 3- | 16- | 5+ |    |
| *****         |        |     |    |     |    |   |    |    |    |    |     |    |    |

|       |        |     |    |     |    |   |    |    |    |    |     |    |
|-------|--------|-----|----|-----|----|---|----|----|----|----|-----|----|
| RURAL | 88     | 5   | 55 | 60  | 3  | 0 | 1  | 0  | 20 | 17 | 10  | 9  |
|       | 87     | 16  | 63 | 79  | 0  | 0 | 2  | 1  | 20 | 20 | 31  | 5  |
|       | CHANGE | 11- | 8- | 19- | 3+ | 0 | 1- | 1- | 0  | 3- | 21- | 4+ |

|         |        |    |    |    |    |   |    |   |    |    |    |    |
|---------|--------|----|----|----|----|---|----|---|----|----|----|----|
| SHERIFF | 88     | 3  | 33 | 36 | 2  | 0 | 0  | 0 | 17 | 5  | 5  | 7  |
|         | 87     | 4  | 28 | 32 | 0  | 0 | 2  | 0 | 15 | 3  | 9  | 3  |
|         | CHANGE | 1- | 5+ | 4+ | 2+ | 0 | 2- | 0 | 2+ | 2+ | 4- | 4+ |

|              |        |     |     |     |    |   |    |    |    |    |     |   |
|--------------|--------|-----|-----|-----|----|---|----|----|----|----|-----|---|
| STATE POLICE | 88     | 2   | 22  | 24  | 1  | 0 | 1  | 0  | 3  | 12 | 5   | 2 |
|              | 87     | 12  | 35  | 47  | 0  | 0 | 0  | 1  | 5  | 17 | 22  | 2 |
|              | CHANGE | 10- | 13- | 23- | 1+ | 0 | 1+ | 1- | 2- | 5- | 17- | 0 |

|           |        |    |    |    |   |   |   |   |   |   |    |    |
|-----------|--------|----|----|----|---|---|---|---|---|---|----|----|
| MUNICIPAL | 88     | 0  | 7  | 7  | 0 | 0 | 0 | 0 | 0 | 0 | 5  | 2  |
|           | 87     | 1  | 0  | 1  | 0 | 0 | 0 | 0 | 0 | 0 | 0  | 1  |
|           | CHANGE | 1- | 7+ | 6+ | 0 | 0 | 0 | 0 | 0 | 0 | 5+ | 1+ |

|           |        |    |    |    |   |   |   |   |   |   |    |    |
|-----------|--------|----|----|----|---|---|---|---|---|---|----|----|
| ROMNEY PD | 88     | 0  | 7  | 7  | 0 | 0 | 0 | 0 | 0 | 0 | 5  | 2  |
|           | 87     | 1  | 0  | 1  | 0 | 0 | 0 | 0 | 0 | 0 | 0  | 1  |
|           | CHANGE | 1- | 7+ | 6+ | 0 | 0 | 0 | 0 | 0 | 0 | 5+ | 1+ |

|             |        |     |     |     |     |   |    |     |    |    |     |     |   |
|-------------|--------|-----|-----|-----|-----|---|----|-----|----|----|-----|-----|---|
| *****       |        |     |     |     |     |   |    |     |    |    |     |     |   |
| HANCOCK CTY | TOTAL  | 88  | 61  | 99  | 160 | 1 | 0  | 2   | 1  | 9  | 21  | 124 | 2 |
|             | 87     | 50  | 100 | 150 | 0   | 0 | 0  | 12  | 15 | 21 | 99  | 3   |   |
|             | CHANGE | 11+ | 1-  | 10+ | 1+  | 0 | 2+ | 11- | 6- | 0  | 25+ | 1-  |   |
| *****       |        |     |     |     |     |   |    |     |    |    |     |     |   |

|       |        |   |    |    |    |   |   |   |    |    |    |    |
|-------|--------|---|----|----|----|---|---|---|----|----|----|----|
| RURAL | 88     | 0 | 18 | 18 | 1  | 0 | 0 | 0 | 2  | 9  | 6  | 0  |
|       | 87     | 0 | 21 | 21 | 0  | 0 | 0 | 0 | 9  | 1  | 9  | 2  |
|       | CHANGE | 0 | 3- | 3- | 1+ | 0 | 0 | 0 | 7- | 8+ | 3- | 2- |

|         |        |   |    |    |    |   |   |   |    |    |    |    |
|---------|--------|---|----|----|----|---|---|---|----|----|----|----|
| SHERIFF | 88     | 0 | 18 | 18 | 1  | 0 | 0 | 0 | 2  | 9  | 6  | 0  |
|         | 87     | 0 | 19 | 19 | 0  | 0 | 0 | 0 | 9  | 1  | 7  | 2  |
|         | CHANGE | 0 | 1- | 1- | 1+ | 0 | 0 | 0 | 7- | 8+ | 1- | 2- |

|              |        |   |    |    |   |   |   |   |   |   |    |   |
|--------------|--------|---|----|----|---|---|---|---|---|---|----|---|
| STATE POLICE | 88     | 0 | 0  | 0  | 0 | 0 | 0 | 0 | 0 | 0 | 0  | 0 |
|              | 87     | 0 | 2  | 2  | 0 | 0 | 0 | 0 | 0 | 0 | 2  | 0 |
|              | CHANGE | 0 | 2- | 2- | 0 | 0 | 0 | 0 | 0 | 0 | 2- | 0 |

|           |        |     |    |     |   |   |    |     |    |    |     |    |
|-----------|--------|-----|----|-----|---|---|----|-----|----|----|-----|----|
| MUNICIPAL | 88     | 61  | 81 | 142 | 0 | 0 | 2  | 1   | 7  | 12 | 118 | 2  |
|           | 87     | 50  | 79 | 129 | 0 | 0 | 0  | 12  | 6  | 20 | 90  | 1  |
|           | CHANGE | 11+ | 2+ | 13+ | 0 | 0 | 2+ | 11- | 1+ | 8- | 28+ | 1+ |

|            |        |   |    |    |   |   |   |   |   |    |    |   |
|------------|--------|---|----|----|---|---|---|---|---|----|----|---|
| CHESTER PD | 88     | 0 | 1  | 1  | 0 | 0 | 0 | 0 | 0 | 1  | 0  | 0 |
|            | 87     | 0 | 2  | 2  | 0 | 0 | 0 | 0 | 0 | 0  | 2  | 0 |
|            | CHANGE | 0 | 1- | 1- | 0 | 0 | 0 | 0 | 0 | 1+ | 2- | 0 |

PART I ARRESTS BY CHARGE AND AGENCY TYPE

|                   |              | JUVENILE | ADULTS | GRAND<br>TOTAL | CRIMINAL<br>MURDER | HOMICIDE<br>NEG MANSL | FORCIBLE<br>RAPE | ROBBERY | AGGRAV<br>ASSAULT | BURGLARY | LARCENY | AUTO<br>THEFT |    |
|-------------------|--------------|----------|--------|----------------|--------------------|-----------------------|------------------|---------|-------------------|----------|---------|---------------|----|
| WEIRTON PD        | 88           | 61       | 80     | 141            | 0                  | 0                     | 2                | 1       | 7                 | 11       | 118     | 2             |    |
|                   | 87           | 44       | 77     | 121            | 0                  | 0                     | 0                | 12      | 6                 | 14       | 83      | 1             |    |
|                   | CHANGE       | 17+      | 3+     | 20+            | 0                  | 0                     | 2+               | 11-     | 1+                | 3-       | 30+     | 1+            |    |
| NEW CUMBERLAND PD | 88           | 0        | 0      | 0              | 0                  | 0                     | 0                | 0       | 0                 | 0        | 0       | 0             |    |
|                   | 87           | 6        | 0      | 6              | 0                  | 0                     | 0                | 0       | 0                 | 6        | 0       | 0             |    |
|                   | CHANGE       | 6-       | 0      | 6-             | 0                  | 0                     | 0                | 0       | 0                 | 6-       | 0       | 0             |    |
| *****             |              |          |        |                |                    |                       |                  |         |                   |          |         |               |    |
| HARDY CTY         | TOTAL        | 88       | 10     | 20             | 30                 | 1                     | 1                | 2       | 0                 | 2        | 16      | 6             | 2  |
|                   | 87           | 7        | 17     | 24             | 0                  | 1                     | 2                | 0       | 2                 | 12       | 4       | 3             |    |
|                   | CHANGE       | 3+       | 3+     | 6+             | 1+                 | 0                     | 0                | 0       | 0                 | 4+       | 2+      | 1-            |    |
| *****             |              |          |        |                |                    |                       |                  |         |                   |          |         |               |    |
|                   | RURAL        | 88       | 8      | 17             | 25                 | 1                     | 1                | 2       | 0                 | 2        | 11      | 6             | 2  |
|                   | 87           | 7        | 17     | 24             | 0                  | 1                     | 2                | 0       | 2                 | 12       | 4       | 3             |    |
|                   | CHANGE       | 1+       | 0      | 1+             | 1+                 | 0                     | 0                | 0       | 0                 | 1-       | 2+      | 1-            |    |
|                   | SHERIFF      | 88       | 0      | 4              | 4                  | 0                     | 1                | 1       | 0                 | 0        | 0       | 0             | 2  |
|                   | 87           | 2        | 3      | 5              | 0                  | 1                     | 0                | 0       | 1                 | 3        | 0       | 0             |    |
|                   | CHANGE       | 2-       | 1+     | 1-             | 0                  | 0                     | 1+               | 0       | 1-                | 3-       | 0       | 2+            |    |
|                   | STATE POLICE | 88       | 8      | 13             | 21                 | 1                     | 0                | 1       | 0                 | 2        | 11      | 6             | 0  |
|                   | 87           | 5        | 14     | 19             | 0                  | 0                     | 2                | 0       | 1                 | 9        | 4       | 3             |    |
|                   | CHANGE       | 3+       | 1-     | 2+             | 1+                 | 0                     | 1-               | 0       | 1+                | 2+       | 2+      | 3-            |    |
|                   | MUNICIPAL    | 88       | 2      | 3              | 5                  | 0                     | 0                | 0       | 0                 | 5        | 0       | 0             |    |
|                   | 87           | 0        | 0      | 0              | 0                  | 0                     | 0                | 0       | 0                 | 0        | 0       | 0             |    |
|                   | CHANGE       | 2+       | 3+     | 5+             | 0                  | 0                     | 0                | 0       | 0                 | 5+       | 0       | 0             |    |
| MOOREFIELD PD     | 88           | 2        | 3      | 5              | 0                  | 0                     | 0                | 0       | 0                 | 5        | 0       | 0             |    |
|                   | 87           | 0        | 0      | 0              | 0                  | 0                     | 0                | 0       | 0                 | 0        | 0       | 0             |    |
|                   | CHANGE       | 2+       | 3+     | 5+             | 0                  | 0                     | 0                | 0       | 0                 | 5+       | 0       | 0             |    |
| *****             |              |          |        |                |                    |                       |                  |         |                   |          |         |               |    |
| HARRISON CTY      | TOTAL        | 88       | 68     | 513            | 581                | 2                     | 1                | 1       | 9                 | 32       | 57      | 451           | 28 |
|                   | 87           | 115      | 467    | 582            | 2                  | 0                     | 6                | 13      | 23                | 61       | 444     | 33            |    |
|                   | CHANGE       | 47-      | 46+    | 1-             | 0                  | 1+                    | 5-               | 4-      | 9+                | 4-       | 7+      | 5-            |    |
| *****             |              |          |        |                |                    |                       |                  |         |                   |          |         |               |    |
|                   | RURAL        | 88       | 15     | 97             | 112                | 2                     | 0                | 0       | 0                 | 17       | 16      | 65            | 12 |
|                   | 87           | 29       | 74     | 103            | 1                  | 0                     | 4                | 2       | 15                | 16       | 50      | 15            |    |
|                   | CHANGE       | 14-      | 23+    | 9+             | 1+                 | 0                     | 4-               | 2-      | 2+                | 0        | 15+     | 3-            |    |
|                   | SHERIFF      | 88       | 5      | 73             | 78                 | 2                     | 0                | 0       | 0                 | 13       | 7       | 51            | 5  |
|                   | 87           | 7        | 52     | 59             | 1                  | 0                     | 3                | 2       | 7                 | 5        | 35      | 6             |    |
|                   | CHANGE       | 2-       | 21+    | 19+            | 1+                 | 0                     | 3-               | 2-      | 6+                | 2+       | 16+     | 1-            |    |
|                   | STATE POLICE | 88       | 10     | 24             | 34                 | 0                     | 0                | 0       | 4                 | 9        | 14      | 7             |    |
|                   | 87           | 22       | 22     | 44             | 0                  | 0                     | 1                | 0       | 8                 | 11       | 15      | 9             |    |
|                   | CHANGE       | 12-      | 2+     | 10-            | 0                  | 0                     | 1-               | 0       | 4-                | 2-       | 1-      | 2-            |    |

PART I ARRESTS



|                     |        | JUVENILE | ADULTS | GRAND<br>TOTAL | CRIMINAL<br>MURDER | HOMICIDE<br>NEG MANSL | FORCIBLE<br>RAPE | ROBBERY | AGGRAV<br>ASSAULT | BURGLARY | LARCENY | AUTO<br>THEFT |
|---------------------|--------|----------|--------|----------------|--------------------|-----------------------|------------------|---------|-------------------|----------|---------|---------------|
| MUNICIPAL           | 88     | 16       | 22     | 38             | 0                  | 0                     | 0                | 0       | 0                 | 6        | 28      | 4             |
|                     | 87     | 26       | 30     | 56             | 0                  | 0                     | 1                | 0       | 0                 | 22       | 30      | 3             |
|                     | CHANGE | 10-      | 8-     | 18-            | 0                  | 0                     | 1-               | 0       | 0                 | 16-      | 2-      | 1+            |
| RAVENSWOOD PD       | 88     | 13       | 13     | 26             | 0                  | 0                     | 0                | 0       | 0                 | 2        | 24      | 0             |
|                     | 87     | 20       | 21     | 41             | 0                  | 0                     | 1                | 0       | 0                 | 16       | 24      | 0             |
|                     | CHANGE | 7-       | 8-     | 15-            | 0                  | 0                     | 1-               | 0       | 0                 | 14-      | 0       | 0             |
| RIPLEY PD           | 88     | 3        | 9      | 12             | 0                  | 0                     | 0                | 0       | 0                 | 4        | 4       | 4             |
|                     | 87     | 6        | 9      | 15             | 0                  | 0                     | 0                | 0       | 0                 | 6        | 6       | 3             |
|                     | CHANGE | 3-       | 0      | 3-             | 0                  | 0                     | 0                | 0       | 0                 | 2-       | 2-      | 1+            |
| *****               |        |          |        |                |                    |                       |                  |         |                   |          |         |               |
| JEFFERSON CTY TOTAL | 88     | 40       | 87     | 127            | 1                  | 0                     | 5                | 11      | 6                 | 36       | 63      | 5             |
|                     | 87     | 58       | 99     | 157            | 3                  | 0                     | 2                | 5       | 24                | 28       | 73      | 22            |
|                     | CHANGE | 18-      | 12-    | 30-            | 2-                 | 0                     | 3+               | 6+      | 18-               | 8+       | 10-     | 17-           |
| *****               |        |          |        |                |                    |                       |                  |         |                   |          |         |               |
| RURAL               | 88     | 28       | 37     | 65             | 1                  | 0                     | 4                | 4       | 4                 | 25       | 24      | 3             |
|                     | 87     | 31       | 54     | 85             | 3                  | 0                     | 2                | 0       | 14                | 23       | 30      | 13            |
|                     | CHANGE | 3-       | 17-    | 20-            | 2-                 | 0                     | 2+               | 4+      | 10-               | 2+       | 6-      | 10-           |
| SHERIFF             | 88     | 0        | 1      | 1              | 0                  | 0                     | 1                | 0       | 0                 | 0        | 0       | 0             |
|                     | 87     | 0        | 14     | 14             | 0                  | 0                     | 1                | 0       | 11                | 0        | 2       | 0             |
|                     | CHANGE | 0        | 13-    | 13-            | 0                  | 0                     | 0                | 0       | 11-               | 0        | 2-      | 0             |
| STATE POLICE        | 88     | 28       | 36     | 64             | 1                  | 0                     | 3                | 4       | 4                 | 25       | 24      | 3             |
|                     | 87     | 31       | 40     | 71             | 3                  | 0                     | 1                | 0       | 3                 | 23       | 28      | 13            |
|                     | CHANGE | 3-       | 4-     | 7-             | 2-                 | 0                     | 2+               | 4+      | 1+                | 2+       | 4-      | 10-           |
| MUNICIPAL           | 88     | 12       | 50     | 62             | 0                  | 0                     | 1                | 7       | 2                 | 11       | 39      | 2             |
|                     | 87     | 27       | 45     | 72             | 0                  | 0                     | 0                | 5       | 10                | 5        | 43      | 9             |
|                     | CHANGE | 15-      | 5+     | 10-            | 0                  | 0                     | 1+               | 2+      | 8-                | 6+       | 4-      | 7-            |
| CHARLES TOWN PD     | 88     | 9        | 36     | 45             | 0                  | 0                     | 0                | 3       | 2                 | 4        | 36      | 0             |
|                     | 87     | 17       | 38     | 55             | 0                  | 0                     | 0                | 5       | 8                 | 5        | 33      | 4             |
|                     | CHANGE | 8-       | 2-     | 10-            | 0                  | 0                     | 0                | 2-      | 6-                | 1-       | 3+      | 4-            |
| SHEPHERDSTOWN PD    | 88     | 0        | 2      | 2              | 0                  | 0                     | 0                | 0       | 0                 | 2        | 0       | 0             |
|                     | 87     | 5        | 1      | 6              | 0                  | 0                     | 0                | 0       | 1                 | 0        | 4       | 1             |
|                     | CHANGE | 5-       | 1+     | 4-             | 0                  | 0                     | 0                | 0       | 1-                | 2+       | 4-      | 1-            |
| RANSON PD           | 88     | 3        | 7      | 10             | 0                  | 0                     | 0                | 4       | 0                 | 4        | 1       | 1             |
|                     | 87     | 0        | 1      | 1              | 0                  | 0                     | 0                | 0       | 0                 | 0        | 0       | 1             |
|                     | CHANGE | 3+       | 6+     | 9+             | 0                  | 0                     | 0                | 4+      | 0                 | 4+       | 1+      | 0             |
| HARPERS FERRY PD    | 88     | 0        | 5      | 5              | 0                  | 0                     | 1                | 0       | 0                 | 1        | 2       | 1             |
|                     | 87     | 5        | 5      | 10             | 0                  | 0                     | 0                | 0       | 1                 | 0        | 6       | 3             |
|                     | CHANGE | 5-       | 0      | 5-             | 0                  | 0                     | 1+               | 0       | 1-                | 1+       | 4-      | 2-            |
| *****               |        |          |        |                |                    |                       |                  |         |                   |          |         |               |
| KANAWHA CTY TOTAL   | 88     | 405      | 1335   | 1740           | 12                 | 0                     | 25               | 59      | 101               | 243      | 1197    | 103           |
|                     | 87     | 453      | 1711   | 2164           | 5                  | 0                     | 34               | 64      | 132               | 326      | 1541    | 62            |
|                     | CHANGE | 48-      | 376-   | 424-           | 7+                 | 0                     | 9-               | 5-      | 31-               | 83-      | 344-    | 41+           |
| *****               |        |          |        |                |                    |                       |                  |         |                   |          |         |               |

**PART I ARRESTS**

|                     |        | JUVENILE | ADULTS | GRAND<br>TOTAL | CRIMINAL<br>MURDER | HOMICIDE<br>NEG MANSL | FORCIBLE<br>RAPE | ROBBERY | AGGRAV<br>ASSAULT | BURGLARY | LARCENY | AUTO<br>THEFT |
|---------------------|--------|----------|--------|----------------|--------------------|-----------------------|------------------|---------|-------------------|----------|---------|---------------|
| RURAL               | 88     | 76       | 300    | 376            | 7                  | 0                     | 6                | 16      | 43                | 124      | 145     | 35            |
|                     | 87     | 102      | 401    | 503            | 4                  | 0                     | 9                | 7       | 63                | 187      | 203     | 30            |
|                     | CHANGE | 26-      | 101-   | 127-           | 3+                 | 0                     | 3-               | 9+      | 20-               | 63-      | 58-     | 5+            |
| SHERIFF             | 88     | 11       | 150    | 161            | 6                  | 0                     | 2                | 4       | 32                | 38       | 60      | 19            |
|                     | 87     | 13       | 148    | 161            | 4                  | 0                     | 3                | 1       | 43                | 40       | 61      | 9             |
|                     | CHANGE | 2-       | 2+     | 0              | 2+                 | 0                     | 1-               | 3+      | 11-               | 2-       | 1-      | 10+           |
| STATE POLICE        | 88     | 65       | 150    | 215            | 1                  | 0                     | 4                | 12      | 11                | 86       | 85      | 16            |
|                     | 87     | 89       | 253    | 342            | 0                  | 0                     | 6                | 6       | 20                | 147      | 142     | 21            |
|                     | CHANGE | 24-      | 103-   | 127-           | 1+                 | 0                     | 2-               | 6+      | 9-                | 61-      | 57-     | 5-            |
| MUNICIPAL           | 88     | 329      | 1035   | 1364           | 5                  | 0                     | 19               | 43      | 58                | 119      | 1052    | 68            |
|                     | 87     | 351      | 1310   | 1661           | 1                  | 0                     | 25               | 57      | 69                | 139      | 1338    | 32            |
|                     | CHANGE | 22-      | 275-   | 297-           | 4+                 | 0                     | 6-               | 14-     | 11-               | 20-      | 286-    | 36+           |
| BELLE PD            | 88     | 0        | 0      | 0              | 0                  | 0                     | 0                | 0       | 0                 | 0        | 0       | 0             |
|                     | 87     | 0        | 0      | 0              | 0                  | 0                     | 0                | 0       | 0                 | 0        | 0       | 0             |
|                     | CHANGE | 0        | 0      | 0              | 0                  | 0                     | 0                | 0       | 0                 | 0        | 0       | 0             |
| CHARLESTON PD       | 88     | 283      | 907    | 1190           | 5                  | 0                     | 17               | 40      | 50                | 75       | 945     | 58            |
|                     | 87     | 297      | 1145   | 1442           | 1                  | 0                     | 24               | 52      | 58                | 110      | 1174    | 23            |
|                     | CHANGE | 14-      | 238-   | 252-           | 4+                 | 0                     | 7-               | 12-     | 8-                | 35-      | 229-    | 35+           |
| DUNBAR PD           | 88     | 7        | 25     | 32             | 0                  | 0                     | 0                | 0       | 0                 | 3        | 27      | 2             |
|                     | 87     | 8        | 47     | 55             | 0                  | 0                     | 1                | 2       | 0                 | 2        | 49      | 1             |
|                     | CHANGE | 1-       | 22-    | 23-            | 0                  | 0                     | 1-               | 2-      | 0                 | 1+       | 22-     | 1+            |
| NITRO PD            | 88     | 3        | 4      | 7              | 0                  | 0                     | 0                | 0       | 0                 | 4        | 2       | 1             |
|                     | 87     | 1        | 10     | 11             | 0                  | 0                     | 0                | 0       | 0                 | 5        | 4       | 2             |
|                     | CHANGE | 2+       | 6-     | 4-             | 0                  | 0                     | 0                | 0       | 0                 | 1-       | 2-      | 1-            |
| ST ALBANS PD        | 88     | 24       | 46     | 70             | 0                  | 0                     | 1                | 2       | 1                 | 4        | 59      | 3             |
|                     | 87     | 32       | 54     | 86             | 0                  | 0                     | 0                | 0       | 1                 | 3        | 79      | 3             |
|                     | CHANGE | 8-       | 8-     | 16-            | 0                  | 0                     | 1+               | 2+      | 0                 | 1+       | 20-     | 0             |
| SOUTH CHARLESTON PD | 88     | 3        | 28     | 31             | 0                  | 0                     | 0                | 0       | 3                 | 17       | 10      | 1             |
|                     | 87     | 7        | 31     | 38             | 0                  | 0                     | 0                | 3       | 9                 | 7        | 16      | 3             |
|                     | CHANGE | 4-       | 3-     | 7-             | 0                  | 0                     | 0                | 3-      | 6-                | 10+      | 6-      | 2-            |
| CHESAPEAKE PD       | 88     | 4        | 1      | 5              | 0                  | 0                     | 0                | 0       | 0                 | 5        | 0       | 0             |
|                     | 87     | 0        | 0      | 0              | 0                  | 0                     | 0                | 0       | 0                 | 0        | 0       | 0             |
|                     | CHANGE | 4+       | 1+     | 5+             | 0                  | 0                     | 0                | 0       | 0                 | 5+       | 0       | 0             |
| MARMET PD           | 88     | 4        | 13     | 17             | 0                  | 0                     | 0                | 1       | 2                 | 10       | 3       | 1             |
|                     | 87     | 4        | 14     | 18             | 0                  | 0                     | 0                | 0       | 0                 | 10       | 8       | 0             |
|                     | CHANGE | 0        | 1-     | 1-             | 0                  | 0                     | 0                | 1+      | 2+                | 0        | 5-      | 1+            |
| CLENDENIN PD        | 88     | 0        | 2      | 2              | 0                  | 0                     | 0                | 0       | 0                 | 0        | 2       | 0             |
|                     | 87     | 2        | 1      | 3              | 0                  | 0                     | 0                | 0       | 0                 | 2        | 1       | 0             |
|                     | CHANGE | 2-       | 1+     | 1-             | 0                  | 0                     | 0                | 0       | 0                 | 2-       | 1+      | 0             |



|                          |              | JUVENILE | ADULTS | GRAND<br>TOTAL | CRIMINAL<br>MURDER | HOMICIDE<br>NEG MANSL | FORCIBLE<br>RAPE | ROBBERY | AGGRAV<br>ASSAULT | BURGLARY | LARCENY | AUTO<br>THEFT |   |
|--------------------------|--------------|----------|--------|----------------|--------------------|-----------------------|------------------|---------|-------------------|----------|---------|---------------|---|
| CEDAR GROVE PD           | 88           | 1        | 3      | 4              | 0                  | 0                     | 1                | 0       | 0                 | 1        | 0       | 2             |   |
|                          | 87           | 0        | 0      | 0              | 0                  | 0                     | 0                | 0       | 0                 | 0        | 0       | 0             |   |
|                          | CHANGE       | 1+       | 3+     | 4+             | 0                  | 0                     | 1+               | 0       | 0                 | 1+       | 0       | 2+            |   |
| W VA ST COLLEGE SECURITY | 88           | 0        | 6      | 6              | 0                  | 0                     | 0                | 0       | 2                 | 0        | 4       | 0             |   |
|                          | 87           | 0        | 8      | 8              | 0                  | 0                     | 0                | 0       | 1                 | 0        | 7       | 0             |   |
|                          | CHANGE       | 0        | 2-     | 2-             | 0                  | 0                     | 0                | 0       | 1+                | 0        | 3-      | 0             |   |
| *****                    |              |          |        |                |                    |                       |                  |         |                   |          |         |               |   |
| LEWIS CTY                | TOTAL        | 88       | 8      | 31             | 39                 | 0                     | 0                | 0       | 1                 | 2        | 2       | 28            | 6 |
|                          | 87           | 6        | 19     | 25             | 2                  | 0                     | 0                | 0       | 2                 | 7        | 12      | 2             |   |
|                          | CHANGE       | 2+       | 12+    | 14+            | 2-                 | 0                     | 0                | 1+      | 0                 | 5-       | 16+     | 4+            |   |
| *****                    |              |          |        |                |                    |                       |                  |         |                   |          |         |               |   |
|                          | RURAL        | 88       | 8      | 28             | 36                 | 0                     | 0                | 0       | 0                 | 2        | 1       | 27            | 6 |
|                          | 87           | 2        | 17     | 19             | 2                  | 0                     | 0                | 0       | 2                 | 1        | 12      | 2             |   |
|                          | CHANGE       | 6+       | 11+    | 17+            | 2-                 | 0                     | 0                | 0       | 0                 | 0        | 15+     | 4+            |   |
|                          | SHERIFF      | 88       | 3      | 10             | 13                 | 0                     | 0                | 0       | 0                 | 0        | 10      | 3             |   |
|                          | 87           | 0        | 6      | 6              | 0                  | 0                     | 0                | 0       | 0                 | 0        | 5       | 1             |   |
|                          | CHANGE       | 3+       | 4+     | 7+             | 0                  | 0                     | 0                | 0       | 0                 | 0        | 5+      | 2+            |   |
|                          | STATE POLICE | 88       | 5      | 18             | 23                 | 0                     | 0                | 0       | 2                 | 1        | 17      | 3             |   |
|                          | 87           | 2        | 11     | 13             | 2                  | 0                     | 0                | 0       | 2                 | 1        | 7       | 1             |   |
|                          | CHANGE       | 3+       | 7+     | 10+            | 2-                 | 0                     | 0                | 0       | 0                 | 0        | 10+     | 2+            |   |
|                          | MUNICIPAL    | 88       | 0      | 3              | 3                  | 0                     | 0                | 0       | 1                 | 0        | 1       | 0             |   |
|                          | 87           | 4        | 2      | 6              | 0                  | 0                     | 0                | 0       | 0                 | 6        | 0       | 0             |   |
|                          | CHANGE       | 4-       | 1+     | 3-             | 0                  | 0                     | 0                | 1+      | 0                 | 5-       | 1+      | 0             |   |
|                          | WESTON PD    | 88       | 0      | 3              | 3                  | 0                     | 0                | 0       | 1                 | 0        | 1       | 0             |   |
|                          | 87           | 4        | 2      | 6              | 0                  | 0                     | 0                | 0       | 0                 | 6        | 0       | 0             |   |
|                          | CHANGE       | 4-       | 1+     | 3-             | 0                  | 0                     | 0                | 1+      | 0                 | 5-       | 1+      | 0             |   |
| *****                    |              |          |        |                |                    |                       |                  |         |                   |          |         |               |   |
| LINCOLN CTY              | TOTAL        | 88       | 1      | 58             | 59                 | 1                     | 0                | 3       | 0                 | 17       | 19      | 16            | 3 |
|                          | 87           | 11       | 63     | 74             | 0                  | 0                     | 1                | 0       | 13                | 28       | 26      | 6             |   |
|                          | CHANGE       | 10-      | 5-     | 15-            | 1+                 | 0                     | 2+               | 0       | 4+                | 9-       | 10-     | 3-            |   |
| *****                    |              |          |        |                |                    |                       |                  |         |                   |          |         |               |   |
|                          | RURAL        | 88       | 1      | 58             | 59                 | 1                     | 0                | 3       | 0                 | 17       | 19      | 16            | 3 |
|                          | 87           | 11       | 63     | 74             | 0                  | 0                     | 1                | 0       | 13                | 28       | 26      | 6             |   |
|                          | CHANGE       | 10-      | 5-     | 15-            | 1+                 | 0                     | 2+               | 0       | 4+                | 9-       | 10-     | 3-            |   |
|                          | SHERIFF      | 88       | 0      | 5              | 5                  | 0                     | 0                | 0       | 2                 | 0        | 3       | 0             |   |
|                          | 87           | 0        | 12     | 12             | 0                  | 0                     | 0                | 0       | 7                 | 1        | 3       | 1             |   |
|                          | CHANGE       | 0        | 7-     | 7-             | 0                  | 0                     | 0                | 0       | 5-                | 1-       | 0       | 1-            |   |
|                          | STATE POLICE | 88       | 1      | 53             | 54                 | 1                     | 0                | 3       | 0                 | 15       | 19      | 13            | 3 |
|                          | 87           | 11       | 51     | 62             | 0                  | 0                     | 1                | 0       | 6                 | 27       | 23      | 5             |   |
|                          | CHANGE       | 10-      | 2+     | 8-             | 1+                 | 0                     | 2+               | 0       | 9+                | 8-       | 10-     | 2-            |   |

**PART I ARRESTS**

|               |                 | JUVENILE | ADULTS | GRAND<br>TOTAL | CRIMINAL<br>MURDER | HOMICIDE<br>NEG MANSL | FORCIBLE<br>RAPE | ROBBERY | AGGRAV<br>ASSAULT | BURGLARY | LARCENY | AUTO<br>THEFT |
|---------------|-----------------|----------|--------|----------------|--------------------|-----------------------|------------------|---------|-------------------|----------|---------|---------------|
| *****         |                 |          |        |                |                    |                       |                  |         |                   |          |         |               |
| LOGAN CTY     | TOTAL           | 88       | 34     | 153            | 187                | 4                     | 0                | 7       | 3                 | 45       | 53      | 23            |
|               |                 | 87       | 32     | 199            | 231                | 8                     | 0                | 1       | 8                 | 37       | 57      | 14            |
|               | CHANGE          |          | 2+     | 46-            | 44-                | 4-                    | 0                | 6+      | 5-                | 8+       | 4-      | 9+            |
| *****         |                 |          |        |                |                    |                       |                  |         |                   |          |         |               |
|               | RURAL           | 88       | 21     | 142            | 163                | 2                     | 0                | 7       | 1                 | 45       | 42      | 20            |
|               |                 | 87       | 27     | 175            | 202                | 8                     | 0                | 0       | 8                 | 36       | 51      | 13            |
|               | CHANGE          |          | 6-     | 33-            | 39-                | 6-                    | 0                | 7+      | 7-                | 9+       | 9-      | 7+            |
|               | SHERIFF         | 88       | 0      | 13             | 13                 | 0                     | 0                | 0       | 3                 | 2        | 7       | 1             |
|               |                 | 87       | 0      | 25             | 25                 | 0                     | 0                | 0       | 4                 | 4        | 16      | 0             |
|               | CHANGE          |          | 0      | 12-            | 12-                | 0                     | 0                | 0       | 1-                | 1-       | 2-      | 1+            |
|               | STATE POLICE    | 88       | 21     | 129            | 150                | 2                     | 0                | 7       | 1                 | 42       | 40      | 19            |
|               |                 | 87       | 27     | 150            | 177                | 8                     | 0                | 0       | 7                 | 32       | 47      | 13            |
|               | CHANGE          |          | 6-     | 21-            | 27-                | 6-                    | 0                | 7+      | 6-                | 10+      | 7-      | 6+            |
|               | MUNICIPAL       | 88       | 13     | 11             | 24                 | 2                     | 0                | 0       | 2                 | 0        | 11      | 3             |
|               |                 | 87       | 5      | 24             | 29                 | 0                     | 0                | 1       | 0                 | 1        | 6       | 1             |
|               | CHANGE          |          | 8+     | 13-            | 5-                 | 2+                    | 0                | 1-      | 2+                | 1-       | 5+      | 2+            |
|               | LOGAN PD        | 88       | 8      | 1              | 9                  | 0                     | 0                | 0       | 1                 | 0        | 7       | 0             |
|               |                 | 87       | 5      | 9              | 14                 | 0                     | 0                | 0       | 0                 | 1        | 6       | 1             |
|               | CHANGE          |          | 3+     | 8-             | 5-                 | 0                     | 0                | 0       | 1+                | 1-       | 1+      | 1-            |
|               | MAN PD          | 88       | 2      | 6              | 8                  | 1                     | 0                | 0       | 1                 | 0        | 1       | 1             |
|               |                 | 87       | 0      | 0              | 0                  | 0                     | 0                | 0       | 0                 | 0        | 0       | 0             |
|               | CHANGE          |          | 2+     | 6+             | 8+                 | 1+                    | 0                | 0       | 1+                | 0        | 1+      | 1+            |
|               | CHAPMANVILLE PD | 88       | 3      | 4              | 7                  | 1                     | 0                | 0       | 0                 | 0        | 3       | 2             |
|               |                 | 87       | 0      | 15             | 15                 | 0                     | 0                | 1       | 0                 | 0        | 0       | 0             |
|               | CHANGE          |          | 3+     | 11-            | 8-                 | 1+                    | 0                | 1-      | 0                 | 0        | 3+      | 2+            |
| *****         |                 |          |        |                |                    |                       |                  |         |                   |          |         |               |
| MCADOWELL CTY | TOTAL           | 88       | 28     | 142            | 170                | 4                     | 0                | 13      | 0                 | 30       | 35      | 6             |
|               |                 | 87       | 37     | 207            | 244                | 3                     | 0                | 1       | 9                 | 100      | 53      | 17            |
|               | CHANGE          |          | 9-     | 65-            | 74-                | 1+                    | 0                | 12+     | 9-                | 70-      | 18-     | 11-           |
| *****         |                 |          |        |                |                    |                       |                  |         |                   |          |         |               |
|               | RURAL           | 88       | 22     | 114            | 136                | 4                     | 0                | 13      | 0                 | 28       | 26      | 4             |
|               |                 | 87       | 34     | 187            | 221                | 3                     | 0                | 1       | 9                 | 95       | 40      | 17            |
|               | CHANGE          |          | 12-    | 73-            | 85-                | 1+                    | 0                | 12+     | 9-                | 67-      | 14-     | 13-           |
|               | SHERIFF         | 88       | 8      | 49             | 57                 | 0                     | 0                | 0       | 0                 | 13       | 7       | 0             |
|               |                 | 87       | 16     | 139            | 155                | 1                     | 0                | 0       | 2                 | 87       | 13      | 4             |
|               | CHANGE          |          | 8-     | 90-            | 98-                | 1-                    | 0                | 0       | 2-                | 74-      | 6-      | 4-            |
|               | STATE POLICE    | 88       | 14     | 65             | 79                 | 4                     | 0                | 13      | 0                 | 15       | 19      | 4             |
|               |                 | 87       | 18     | 48             | 66                 | 2                     | 0                | 1       | 7                 | 8        | 27      | 13            |
|               | CHANGE          |          | 4-     | 17+            | 13+                | 2+                    | 0                | 12+     | 7-                | 7+       | 8-      | 9-            |

PART I ARRESTS BY CHARGE AND AGENCY TYPE

|               |       | JUVENILE | ADULTS | GRAND<br>TOTAL | CRIMINAL<br>MURDER | HOMICIDE<br>NEG MANSL | FORCIBLE<br>RAPE | ROBBERY | AGGRAV<br>ASSAULT | BURGLARY | LARCENY | AUTO<br>THEFT |    |
|---------------|-------|----------|--------|----------------|--------------------|-----------------------|------------------|---------|-------------------|----------|---------|---------------|----|
| MUNICIPAL     | 88    | 6        | 28     | 34             | 0                  | 0                     | 0                | 0       | 2                 | 9        | 21      | 2             |    |
|               | 87    | 3        | 20     | 23             | 0                  | 0                     | 0                | 0       | 5                 | 13       | 5       | 0             |    |
| CHANGE        |       | 3+       | 8+     | 11+            | 0                  | 0                     | 0                | 0       | 3-                | 4-       | 16+     | 2+            |    |
| WAR PD        | 88    | 1        | 2      | 3              | 0                  | 0                     | 0                | 0       | 0                 | 1        | 1       | 1             |    |
|               | 87    | 0        | 1      | 1              | 0                  | 0                     | 0                | 0       | 0                 | 0        | 1       | 0             |    |
| CHANGE        |       | 1+       | 1+     | 2+             | 0                  | 0                     | 0                | 0       | 0                 | 1+       | 0       | 1+            |    |
| WELCH PD      | 88    | 0        | 6      | 6              | 0                  | 0                     | 0                | 0       | 0                 | 3        | 3       | 0             |    |
|               | 87    | 0        | 10     | 10             | 0                  | 0                     | 0                | 0       | 3                 | 6        | 1       | 0             |    |
| CHANGE        |       | 0        | 4-     | 4-             | 0                  | 0                     | 0                | 0       | 3-                | 3-       | 2+      | 0             |    |
| NORTH FORK PD | 88    | 5        | 15     | 20             | 0                  | 0                     | 0                | 0       | 2                 | 4        | 14      | 0             |    |
|               | 87    | 2        | 1      | 3              | 0                  | 0                     | 0                | 0       | 0                 | 2        | 1       | 0             |    |
| CHANGE        |       | 3+       | 14+    | 17+            | 0                  | 0                     | 0                | 0       | 2+                | 2+       | 13+     | 0             |    |
| DAVY PD       | 88    | 0        | 3      | 3              | 0                  | 0                     | 0                | 0       | 0                 | 0        | 3       | 0             |    |
|               | 87    | 0        | 2      | 2              | 0                  | 0                     | 0                | 0       | 0                 | 2        | 0       | 0             |    |
| CHANGE        |       | 0        | 1+     | 1+             | 0                  | 0                     | 0                | 0       | 0                 | 2-       | 3+      | 0             |    |
| KIMBALL PD    | 88    | 0        | 2      | 2              | 0                  | 0                     | 0                | 0       | 0                 | 1        | 0       | 1             |    |
|               | 87    | 1        | 6      | 7              | 0                  | 0                     | 0                | 0       | 2                 | 3        | 2       | 0             |    |
| CHANGE        |       | 1-       | 4-     | 5-             | 0                  | 0                     | 0                | 0       | 2-                | 2-       | 2-      | 1+            |    |
| *****         |       |          |        |                |                    |                       |                  |         |                   |          |         |               |    |
| MARION CTY    | TOTAL | 88       | 56     | 254            | 310                | 2                     | 1                | 1       | 6                 | 31       | 68      | 189           | 12 |
|               | 87    | 71       | 215    | 286            | 1                  | 0                     | 10               | 10      | 31                | 69       | 142     | 23            |    |
| CHANGE        |       | 15-      | 39+    | 24+            | 1+                 | 1+                    | 9-               | 4-      | 0                 | 1-       | 47+     | 11-           |    |
| *****         |       |          |        |                |                    |                       |                  |         |                   |          |         |               |    |
| RURAL         | 88    | 23       | 104    | 127            | 1                  | 1                     | 1                | 0       | 19                | 36       | 63      | 6             |    |
|               | 87    | 28       | 126    | 154            | 1                  | 0                     | 7                | 7       | 21                | 29       | 76      | 13            |    |
| CHANGE        |       | 5-       | 22-    | 27-            | 0                  | 1+                    | 6-               | 7-      | 2-                | 7+       | 13-     | 7-            |    |
| SHERIFF       | 88    | 16       | 70     | 86             | 0                  | 1                     | 1                | 0       | 13                | 27       | 42      | 2             |    |
|               | 87    | 8        | 81     | 89             | 1                  | 0                     | 1                | 7       | 16                | 15       | 44      | 5             |    |
| CHANGE        |       | 8+       | 11-    | 3-             | 1-                 | 1+                    | 0                | 7-      | 3-                | 12+      | 2-      | 3-            |    |
| STATE POLICE  | 88    | 7        | 34     | 41             | 1                  | 0                     | 0                | 0       | 6                 | 9        | 21      | 4             |    |
|               | 87    | 20       | 45     | 65             | 0                  | 0                     | 6                | 0       | 5                 | 14       | 32      | 8             |    |
| CHANGE        |       | 13-      | 11-    | 24-            | 1+                 | 0                     | 6-               | 0       | 1+                | 5-       | 11-     | 4-            |    |
| MUNICIPAL     | 88    | 33       | 150    | 183            | 1                  | 0                     | 0                | 6       | 12                | 32       | 126     | 6             |    |
|               | 87    | 43       | 89     | 132            | 0                  | 0                     | 3                | 3       | 10                | 40       | 66      | 10            |    |
| CHANGE        |       | 10-      | 61+    | 51+            | 1+                 | 0                     | 3-               | 3+      | 2+                | 8-       | 60+     | 4-            |    |
| FAIRMONT PD   | 88    | 23       | 144    | 167            | 1                  | 0                     | 0                | 6       | 12                | 29       | 114     | 5             |    |
|               | 87    | 36       | 86     | 122            | 0                  | 0                     | 3                | 3       | 10                | 34       | 63      | 9             |    |
| CHANGE        |       | 13-      | 58+    | 45+            | 1+                 | 0                     | 3-               | 3+      | 2+                | 5-       | 51+     | 4-            |    |
| MANNINGTON PD | 88    | 8        | 6      | 14             | 0                  | 0                     | 0                | 0       | 0                 | 3        | 10      | 1             |    |
|               | 87    | 7        | 3      | 10             | 0                  | 0                     | 0                | 0       | 0                 | 6        | 3       | 1             |    |
| CHANGE        |       | 1+       | 3+     | 4+             | 0                  | 0                     | 0                | 0       | 0                 | 3-       | 7+      | 0             |    |

PART I ARRESTS

PART I ARRESIS BY CHARGE AND AGENCY TYPE

|                |        | JUVENILE | ADULTS | GRAND<br>TOTAL | CRIMINAL<br>MURDER | HOMICIDE<br>NEG MANSL | FORCIBLE<br>RAPE | ROBBERY | AGGRAV<br>ASSAULT | BURGLARY | LARCENY | AUTO<br>THEFT |   |
|----------------|--------|----------|--------|----------------|--------------------|-----------------------|------------------|---------|-------------------|----------|---------|---------------|---|
| MONONGAH PD    | 88     | 2        | 0      | 2              | 0                  | 0                     | 0                | 0       | 0                 | 0        | 2       | 0             |   |
|                | 87     | 0        | 0      | 0              | 0                  | 0                     | 0                | 0       | 0                 | 0        | 0       | 0             |   |
|                | CHANGE | 2+       | 0      | 2+             | 0                  | 0                     | 0                | 0       | 0                 | 0        | 2+      | 0             |   |
| *****          |        |          |        |                |                    |                       |                  |         |                   |          |         |               |   |
| MARSHALL CTY   | TOTAL  | 88       | 22     | 176            | 198                | 0                     | 0                | 1       | 0                 | 6        | 23      | 162           | 6 |
|                | 87     | 43       | 177    | 220            | 1                  | 0                     | 2                | 4       | 28                | 24       | 148     | 13            |   |
|                | CHANGE | 21-      | 1-     | 22-            | 1-                 | 0                     | 1-               | 4-      | 22-               | 1-       | 14+     | 7-            |   |
| *****          |        |          |        |                |                    |                       |                  |         |                   |          |         |               |   |
| RURAL          | 88     | 3        | 39     | 42             | 0                  | 0                     | 1                | 0       | 3                 | 9        | 26      | 3             |   |
|                | 87     | 8        | 42     | 50             | 1                  | 0                     | 2                | 4       | 18                | 9        | 15      | 1             |   |
|                | CHANGE | 5-       | 3-     | 8-             | 1-                 | 0                     | 1-               | 4-      | 15-               | 0        | 11+     | 2+            |   |
| SHERIFF        | 88     | 0        | 34     | 34             | 0                  | 0                     | 1                | 0       | 3                 | 8        | 22      | 0             |   |
|                | 87     | 7        | 24     | 31             | 0                  | 0                     | 2                | 1       | 10                | 6        | 11      | 1             |   |
|                | CHANGE | 7-       | 10+    | 3+             | 0                  | 0                     | 1-               | 1-      | 7-                | 2+       | 11+     | 1-            |   |
| STATE POLICE   | 88     | 3        | 5      | 8              | 0                  | 0                     | 0                | 0       | 0                 | 1        | 4       | 3             |   |
|                | 87     | 1        | 18     | 19             | 1                  | 0                     | 0                | 3       | 8                 | 3        | 4       | 0             |   |
|                | CHANGE | 2+       | 13-    | 11-            | 1-                 | 0                     | 0                | 3-      | 8-                | 2-       | 0       | 3+            |   |
| MUNICIPAL      | 88     | 19       | 137    | 156            | 0                  | 0                     | 0                | 0       | 3                 | 14       | 136     | 3             |   |
|                | 87     | 35       | 135    | 170            | 0                  | 0                     | 0                | 0       | 10                | 15       | 133     | 12            |   |
|                | CHANGE | 16-      | 2+     | 14-            | 0                  | 0                     | 0                | 0       | 7-                | 1-       | 3+      | 9-            |   |
| BENWOOD PD     | 88     | 2        | 85     | 87             | 0                  | 0                     | 0                | 0       | 0                 | 2        | 85      | 0             |   |
|                | 87     | 0        | 72     | 72             | 0                  | 0                     | 0                | 0       | 0                 | 4        | 60      | 8             |   |
|                | CHANGE | 2+       | 13+    | 15+            | 0                  | 0                     | 0                | 0       | 0                 | 2-       | 25+     | 8-            |   |
| CAMERON PD     | 88     | 4        | 2      | 6              | 0                  | 0                     | 0                | 0       | 1                 | 4        | 1       | 0             |   |
|                | 87     | 1        | 3      | 4              | 0                  | 0                     | 0                | 0       | 1                 | 2        | 1       | 0             |   |
|                | CHANGE | 3+       | 1-     | 2+             | 0                  | 0                     | 0                | 0       | 0                 | 2+       | 0       | 0             |   |
| GLEN DALE PD   | 88     | 0        | 2      | 2              | 0                  | 0                     | 0                | 0       | 0                 | 1        | 0       | 1             |   |
|                | 87     | 14       | 1      | 15             | 0                  | 0                     | 0                | 0       | 0                 | 0        | 12      | 3             |   |
|                | CHANGE | 14-      | 1+     | 13-            | 0                  | 0                     | 0                | 0       | 0                 | 1+       | 12-     | 2-            |   |
| MCMECHEN PD    | 88     | 0        | 1      | 1              | 0                  | 0                     | 0                | 0       | 0                 | 1        | 0       | 0             |   |
|                | 87     | 1        | 1      | 2              | 0                  | 0                     | 0                | 0       | 0                 | 0        | 2       | 0             |   |
|                | CHANGE | 1-       | 0      | 1-             | 0                  | 0                     | 0                | 0       | 0                 | 1+       | 2-      | 0             |   |
| MOUNDSVILLE PD | 88     | 13       | 47     | 60             | 0                  | 0                     | 0                | 0       | 2                 | 6        | 50      | 2             |   |
|                | 87     | 19       | 58     | 77             | 0                  | 0                     | 0                | 0       | 9                 | 9        | 58      | 1             |   |
|                | CHANGE | 6-       | 11-    | 17-            | 0                  | 0                     | 0                | 0       | 7-                | 3-       | 8-      | 1+            |   |
| *****          |        |          |        |                |                    |                       |                  |         |                   |          |         |               |   |
| MASON CTY      | TOTAL  | 88       | 18     | 57             | 75                 | 1                     | 0                | 0       | 3                 | 2        | 16      | 52            | 1 |
|                | 87     | 36       | 79     | 115            | 3                  | 0                     | 0                | 1       | 7                 | 43       | 54      | 7             |   |
|                | CHANGE | 18-      | 22-    | 40-            | 2-                 | 0                     | 0                | 2+      | 5-                | 27-      | 2-      | 6-            |   |
| *****          |        |          |        |                |                    |                       |                  |         |                   |          |         |               |   |

PART I ARRESTS BY CHARGE AND AGENCY TYPE

|                   |       | JUVENILE | ADULTS | GRAND<br>TOTAL | CRIMINAL<br>MURDER | HOMICIDE<br>NEG MANSL | FORCIBLE<br>RAPE | ROBBERY | AGGRAV<br>ASSAULT | BURGLARY | LARCENY | AUTO<br>THEFT |
|-------------------|-------|----------|--------|----------------|--------------------|-----------------------|------------------|---------|-------------------|----------|---------|---------------|
| RURAL             | 88    | 1        | 26     | 27             | 1                  | 0                     | 0                | 1       | 1                 | 4        | 19      | 1             |
|                   | 87    | 13       | 43     | 56             | 0                  | 0                     | 0                | 0       | 5                 | 20       | 26      | 5             |
| CHANGE            |       | 12-      | 17-    | 29-            | 1+                 | 0                     | 0                | 1+      | 4-                | 16-      | 7-      | 4-            |
| SHERIFF           | 88    | 0        | 17     | 17             | 0                  | 0                     | 0                | 1       | 0                 | 1        | 15      | 0             |
|                   | 87    | 13       | 26     | 39             | 0                  | 0                     | 0                | 0       | 0                 | 13       | 21      | 5             |
| CHANGE            |       | 13-      | 9-     | 22-            | 0                  | 0                     | 0                | 1+      | 0                 | 12-      | 6-      | 5-            |
| STATE POLICE      | 88    | 1        | 9      | 10             | 1                  | 0                     | 0                | 0       | 1                 | 3        | 4       | 1             |
|                   | 87    | 0        | 17     | 17             | 0                  | 0                     | 0                | 0       | 5                 | 7        | 5       | 0             |
| CHANGE            |       | 1+       | 8-     | 7-             | 1+                 | 0                     | 0                | 0       | 4-                | 4-       | 1-      | 1+            |
| MUNICIPAL         | 88    | 17       | 31     | 48             | 0                  | 0                     | 0                | 2       | 1                 | 12       | 33      | 0             |
|                   | 87    | 23       | 36     | 59             | 3                  | 0                     | 0                | 1       | 2                 | 23       | 28      | 2             |
| CHANGE            |       | 6-       | 5-     | 11-            | 3-                 | 0                     | 0                | 1+      | 1-                | 11-      | 5+      | 2-            |
| POINT PLEASANT PD | 88    | 17       | 30     | 47             | 0                  | 0                     | 0                | 2       | 1                 | 12       | 32      | 0             |
|                   | 87    | 21       | 33     | 54             | 3                  | 0                     | 0                | 1       | 2                 | 20       | 26      | 2             |
| CHANGE            |       | 4-       | 3-     | 7-             | 3-                 | 0                     | 0                | 1+      | 1-                | 8-       | 6+      | 2-            |
| NEW HAVEN PD      | 88    | 0        | 1      | 1              | 0                  | 0                     | 0                | 0       | 0                 | 0        | 1       | 0             |
|                   | 87    | 0        | 3      | 3              | 0                  | 0                     | 0                | 0       | 0                 | 1        | 2       | 0             |
| CHANGE            |       | 0        | 2-     | 2-             | 0                  | 0                     | 0                | 0       | 0                 | 1-       | 1-      | 0             |
| MASON PD          | 88    | 0        | 0      | 0              | 0                  | 0                     | 0                | 0       | 0                 | 0        | 0       | 0             |
|                   | 87    | 2        | 0      | 2              | 0                  | 0                     | 0                | 0       | 0                 | 2        | 0       | 0             |
| CHANGE            |       | 2-       | 0      | 2-             | 0                  | 0                     | 0                | 0       | 0                 | 2-       | 0       | 0             |
| *****             |       |          |        |                |                    |                       |                  |         |                   |          |         |               |
| MERCER CTY        | TOTAL | 88       | 47     | 297            | 344                | 5                     | 0                | 9       | 15                | 64       | 40      | 202           |
|                   | 87    | 56       | 321    | 377            | 4                  | 0                     | 5                | 13      | 53                | 75       | 213     | 14            |
| CHANGE            |       | 9-       | 24-    | 33-            | 1+                 | 0                     | 4+               | 2+      | 11+               | 35-      | 11-     | 5-            |
| *****             |       |          |        |                |                    |                       |                  |         |                   |          |         |               |
| RURAL             | 88    | 15       | 169    | 184            | 3                  | 0                     | 7                | 7       | 51                | 21       | 92      | 3             |
|                   | 87    | 17       | 206    | 223            | 4                  | 0                     | 5                | 6       | 43                | 36       | 122     | 7             |
| CHANGE            |       | 2-       | 37-    | 39-            | 1-                 | 0                     | 2+               | 1+      | 8+                | 15-      | 30-     | 4-            |
| SHERIFF           | 88    | 10       | 116    | 126            | 1                  | 0                     | 2                | 0       | 36                | 7        | 79      | 1             |
|                   | 87    | 9        | 153    | 162            | 1                  | 0                     | 3                | 0       | 37                | 23       | 97      | 1             |
| CHANGE            |       | 1+       | 37-    | 36-            | 0                  | 0                     | 1-               | 0       | 1-                | 16-      | 18-     | 0             |
| STATE POLICE      | 88    | 5        | 53     | 58             | 2                  | 0                     | 5                | 7       | 15                | 14       | 13      | 2             |
|                   | 87    | 8        | 53     | 61             | 3                  | 0                     | 2                | 6       | 6                 | 13       | 25      | 6             |
| CHANGE            |       | 3-       | 0      | 3-             | 1-                 | 0                     | 3+               | 1+      | 9+                | 1+       | 12-     | 4-            |
| MUNICIPAL         | 88    | 32       | 128    | 160            | 2                  | 0                     | 2                | 8       | 13                | 19       | 110     | 6             |
|                   | 87    | 39       | 115    | 154            | 0                  | 0                     | 0                | 7       | 10                | 39       | 91      | 7             |
| CHANGE            |       | 7-       | 13+    | 6+             | 2+                 | 0                     | 2+               | 1+      | 3+                | 20-      | 19+     | 1-            |
| BLUEFIELD PD      | 88    | 18       | 73     | 91             | 1                  | 0                     | 1                | 4       | 10                | 6        | 65      | 4             |
|                   | 87    | 24       | 64     | 88             | 0                  | 0                     | 0                | 2       | 9                 | 25       | 47      | 5             |
| CHANGE            |       | 6-       | 9+     | 3+             | 1+                 | 0                     | 1+               | 2+      | 1+                | 19-      | 18+     | 1-            |

PART I ARRESTS

PART I ARRESTS BY CHARGE AND AGENCY TYPE

|                      |        | JUVENILE | ADULTS | GRAND TOTAL | CRIMINAL MURDER | HOMICIDE NEG | FORCIBLE MANSL | ROBBERY | AGGRAV ASSAULT | BURGLARY | LARCENY | AUTO THEFT |
|----------------------|--------|----------|--------|-------------|-----------------|--------------|----------------|---------|----------------|----------|---------|------------|
| PRINCETON PD         | 88     | 14       | 53     | 67          | 1               | 0            | 0              | 4       | 2              | 13       | 45      | 2          |
|                      | 87     | 15       | 51     | 66          | 0               | 0            | 0              | 5       | 1              | 14       | 44      | 2          |
|                      | CHANGE | 1-       | 2+     | 1+          | 1+              | 0            | 0              | 1-      | 1+             | 1-       | 1+      | 0          |
| CONCORD COL SECURITY | 88     | 0        | 2      | 2           | 0               | 0            | 1              | 0       | 1              | 0        | 0       | 0          |
|                      | 87     | 0        | 0      | 0           | 0               | 0            | 0              | 0       | 0              | 0        | 0       | 0          |
|                      | CHANGE | 0        | 2+     | 2+          | 0               | 0            | 1+             | 0       | 1+             | 0        | 0       | 0          |
| *****                |        |          |        |             |                 |              |                |         |                |          |         |            |
| MINERAL CTY          | TOTAL  | 88       | 53     | 87          | 140             | 1            | 0              | 1       | 0              | 11       | 31      | 88         |
|                      | 87     | 35       | 60     | 95          | 0               | 1            | 1              | 0       | 3              | 16       | 70      | 4          |
|                      | CHANGE | 18+      | 27+    | 45+         | 1+              | 1-           | 0              | 0       | 8+             | 15+      | 18+     | 4+         |
| *****                |        |          |        |             |                 |              |                |         |                |          |         |            |
| RURAL                | 88     | 11       | 42     | 53          | 1               | 0            | 1              | 0       | 5              | 24       | 19      | 3          |
|                      | 87     | 10       | 29     | 39          | 0               | 1            | 1              | 0       | 3              | 7        | 23      | 4          |
|                      | CHANGE | 1+       | 13+    | 14+         | 1+              | 1-           | 0              | 0       | 2+             | 17+      | 4-      | 1-         |
| SHERIFF              | 88     | 0        | 17     | 17          | 0               | 0            | 1              | 0       | 4              | 6        | 6       | 0          |
|                      | 87     | 4        | 12     | 16          | 0               | 0            | 1              | 0       | 3              | 1        | 10      | 1          |
|                      | CHANGE | 4-       | 5+     | 1+          | 0               | 0            | 0              | 0       | 1+             | 5+       | 4-      | 1-         |
| STATE POLICE         | 88     | 11       | 25     | 36          | 1               | 0            | 0              | 0       | 1              | 18       | 13      | 3          |
|                      | 87     | 6        | 17     | 23          | 0               | 1            | 0              | 0       | 0              | 6        | 13      | 3          |
|                      | CHANGE | 5+       | 8+     | 13+         | 1+              | 1-           | 0              | 0       | 1+             | 12+      | 0       | 0          |
| MUNICIPAL            | 88     | 42       | 45     | 87          | 0               | 0            | 0              | 0       | 6              | 7        | 69      | 5          |
|                      | 87     | 25       | 31     | 56          | 0               | 0            | 0              | 0       | 0              | 9        | 47      | 0          |
|                      | CHANGE | 17+      | 14+    | 31+         | 0               | 0            | 0              | 0       | 6+             | 2-       | 22+     | 5+         |
| KEYSER PD            | 88     | 40       | 45     | 85          | 0               | 0            | 0              | 0       | 6              | 7        | 67      | 5          |
|                      | 87     | 15       | 30     | 45          | 0               | 0            | 0              | 0       | 0              | 9        | 36      | 0          |
|                      | CHANGE | 25+      | 15+    | 40+         | 0               | 0            | 0              | 0       | 6+             | 2-       | 31+     | 5+         |
| PIEDMONT PD          | 88     | 2        | 0      | 2           | 0               | 0            | 0              | 0       | 0              | 0        | 2       | 0          |
|                      | 87     | 10       | 1      | 11          | 0               | 0            | 0              | 0       | 0              | 0        | 11      | 0          |
|                      | CHANGE | 8-       | 1-     | 9-          | 0               | 0            | 0              | 0       | 0              | 0        | 9-      | 0          |
| *****                |        |          |        |             |                 |              |                |         |                |          |         |            |
| MINGO CTY            | TOTAL  | 88       | 5      | 81          | 86              | 5            | 0              | 4       | 0              | 35       | 14      | 26         |
|                      | 87     | 29       | 123    | 152         | 6               | 0            | 3              | 15      | 36             | 35       | 39      | 18         |
|                      | CHANGE | 24-      | 42-    | 66-         | 1-              | 0            | 1+             | 15-     | 1-             | 21-      | 13-     | 16-        |
| *****                |        |          |        |             |                 |              |                |         |                |          |         |            |
| RURAL                | 88     | 4        | 56     | 60          | 4               | 0            | 3              | 0       | 26             | 10       | 15      | 2          |
|                      | 87     | 22       | 95     | 117         | 6               | 0            | 3              | 8       | 31             | 25       | 27      | 17         |
|                      | CHANGE | 18-      | 39-    | 57-         | 2-              | 0            | 0              | 8-      | 5-             | 15-      | 12-     | 15-        |
| SHERIFF              | 88     | 0        | 9      | 9           | 0               | 0            | 0              | 0       | 4              | 1        | 4       | 0          |
|                      | 87     | 4        | 23     | 27          | 1               | 0            | 0              | 2       | 5              | 6        | 7       | 6          |
|                      | CHANGE | 4-       | 14-    | 18-         | 1-              | 0            | 0              | 2-      | 1-             | 5-       | 3-      | 6-         |

PART I ARRESTS BY CHARGE AND AGENCY TYPE

|                      |        | JUVENILE | ADULTS | GRAND TOTAL | CRIMINAL MURDER | HOMICIDE NEG | FORCIBLE MANSL RAPE | ROBBERY | AGGRAV ASSAULT | BURGLARY | LARCENY | AUTO THEFT |
|----------------------|--------|----------|--------|-------------|-----------------|--------------|---------------------|---------|----------------|----------|---------|------------|
| STATE POLICE         | 88     | 4        | 47     | 51          | 4               | 0            | 3                   | 0       | 22             | 9        | 11      | 2          |
|                      | 87     | 18       | 72     | 90          | 5               | 0            | 3                   | 6       | 26             | 19       | 20      | 11         |
|                      | CHANGE | 14-      | 25-    | 39-         | 1-              | 0            | 0                   | 6-      | 4-             | 10-      | 9-      | 9-         |
| MUNICIPAL            | 88     | 1        | 25     | 26          | 1               | 0            | 1                   | 0       | 9              | 4        | 11      | 0          |
|                      | 87     | 7        | 28     | 35          | 0               | 0            | 0                   | 7       | 5              | 10       | 12      | 1          |
|                      | CHANGE | 6-       | 3-     | 9-          | 1+              | 0            | 1+                  | 7-      | 4+             | 6-       | 1-      | 1-         |
| WILLIAMSON PD        | 88     | 1        | 25     | 26          | 1               | 0            | 1                   | 0       | 9              | 4        | 11      | 0          |
|                      | 87     | 7        | 24     | 31          | 0               | 0            | 0                   | 7       | 4              | 8        | 11      | 1          |
|                      | CHANGE | 6-       | 1+     | 5-          | 1+              | 0            | 1+                  | 7-      | 5+             | 4-       | 0       | 1-         |
| KERMIT PD            | 88     | 0        | 0      | 0           | 0               | 0            | 0                   | 0       | 0              | 0        | 0       | 0          |
|                      | 87     | 0        | 2      | 2           | 0               | 0            | 0                   | 0       | 0              | 1        | 1       | 0          |
|                      | CHANGE | 0        | 2-     | 2-          | 0               | 0            | 0                   | 0       | 0              | 1-       | 1-      | 0          |
| DELBARTON PD         | 88     | 0        | 0      | 0           | 0               | 0            | 0                   | 0       | 0              | 0        | 0       | 0          |
|                      | 87     | 0        | 0      | 0           | 0               | 0            | 0                   | 0       | 0              | 0        | 0       | 0          |
|                      | CHANGE | 0        | 0      | 0           | 0               | 0            | 0                   | 0       | 0              | 0        | 0       | 0          |
| MATEWAN PD           | 88     | 0        | 0      | 0           | 0               | 0            | 0                   | 0       | 0              | 0        | 0       | 0          |
|                      | 87     | 0        | 2      | 2           | 0               | 0            | 0                   | 0       | 1              | 1        | 0       | 0          |
|                      | CHANGE | 0        | 2-     | 2-          | 0               | 0            | 0                   | 0       | 1-             | 1-       | 0       | 0          |
| *****                |        |          |        |             |                 |              |                     |         |                |          |         |            |
| MONONGALIA CTY TOTAL | 88     | 52       | 252    | 304         | 1               | 0            | 7                   | 4       | 11             | 48       | 216     | 17         |
|                      | 87     | 72       | 277    | 349         | 1               | 0            | 5                   | 7       | 8              | 45       | 269     | 14         |
|                      | CHANGE | 20-      | 25-    | 45-         | 0               | 0            | 2+                  | 3-      | 3+             | 3+       | 53-     | 3+         |
| *****                |        |          |        |             |                 |              |                     |         |                |          |         |            |
| RURAL                | 88     | 15       | 52     | 67          | 1               | 0            | 1                   | 0       | 5              | 26       | 25      | 9          |
|                      | 87     | 11       | 62     | 73          | 0               | 0            | 3                   | 4       | 6              | 23       | 25      | 12         |
|                      | CHANGE | 4+       | 10-    | 6-          | 1+              | 0            | 2-                  | 4-      | 1-             | 3+       | 0       | 3-         |
| SHERIFF              | 88     | 3        | 10     | 13          | 1               | 0            | 0                   | 0       | 3              | 7        | 1       | 1          |
|                      | 87     | 1        | 17     | 18          | 0               | 0            | 0                   | 0       | 2              | 6        | 9       | 1          |
|                      | CHANGE | 2+       | 7-     | 5-          | 1+              | 0            | 0                   | 0       | 1+             | 1+       | 8-      | 0          |
| STATE POLICE         | 88     | 12       | 42     | 54          | 0               | 0            | 1                   | 0       | 2              | 19       | 24      | 8          |
|                      | 87     | 10       | 45     | 55          | 0               | 0            | 3                   | 4       | 4              | 17       | 16      | 11         |
|                      | CHANGE | 2+       | 3-     | 1-          | 0               | 0            | 2-                  | 4-      | 2-             | 2+       | 8+      | 3-         |
| MUNICIPAL            | 88     | 37       | 200    | 237         | 0               | 0            | 6                   | 4       | 6              | 22       | 191     | 8          |
|                      | 87     | 61       | 215    | 276         | 1               | 0            | 2                   | 3       | 2              | 22       | 244     | 2          |
|                      | CHANGE | 24-      | 15-    | 39-         | 1-              | 0            | 4+                  | 1+      | 4+             | 0        | 53-     | 6+         |
| MORGANTOWN PD        | 88     | 29       | 109    | 138         | 0               | 0            | 2                   | 2       | 4              | 15       | 112     | 3          |
|                      | 87     | 43       | 148    | 191         | 1               | 0            | 2                   | 3       | 1              | 20       | 164     | 0          |
|                      | CHANGE | 14-      | 39-    | 53-         | 1-              | 0            | 0                   | 1-      | 3+             | 5-       | 52-     | 3+         |
| STAR CITY PD         | 88     | 1        | 73     | 74          | 0               | 0            | 0                   | 0       | 0              | 4        | 70      | 0          |
|                      | 87     | 1        | 43     | 44          | 0               | 0            | 0                   | 0       | 0              | 0        | 43      | 1          |
|                      | CHANGE | 0        | 30+    | 30+         | 0               | 0            | 0                   | 0       | 0              | 4+       | 27+     | 1-         |

PART I ARRESTS BY CHARGE AND AGENCY TYPE

|                     |              | JUVENILE | ADULTS | GRAND<br>TOTAL | CRIMINAL<br>MURDER | HOMICIDE<br>NEG MANSL | FORCIBLE<br>RAPE | ROBBERY | AGGRAV<br>ASSAULT | BURGLARY | LARCENY | AUTO<br>THEFT |
|---------------------|--------------|----------|--------|----------------|--------------------|-----------------------|------------------|---------|-------------------|----------|---------|---------------|
| WESTOVER PD         | 88           | 6        | 7      | 13             | 0                  | 0                     | 4                | 0       | 1                 | 1        | 3       | 4             |
|                     | 87           | 8        | 9      | 17             | 0                  | 0                     | 0                | 0       | 1                 | 1        | 14      | 1             |
|                     | CHANGE       | 2-       | 2-     | 4-             | 0                  | 0                     | 4+               | 0       | 0                 | 0        | 11-     | 3+            |
| WVU SECURITY POLICE | 88           | 1        | 8      | 9              | 0                  | 0                     | 0                | 0       | 0                 | 2        | 6       | 1             |
|                     | 87           | 8        | 15     | 23             | 0                  | 0                     | 0                | 0       | 0                 | 0        | 23      | 0             |
|                     | CHANGE       | 7-       | 7-     | 14-            | 0                  | 0                     | 0                | 0       | 0                 | 2+       | 17-     | 1+            |
| GRANVILLE PD        | 88           | 0        | 3      | 3              | 0                  | 0                     | 0                | 2       | 1                 | 0        | 0       | 0             |
|                     | 87           | 1        | 0      | 1              | 0                  | 0                     | 0                | 0       | 0                 | 1        | 0       | 0             |
|                     | CHANGE       | 1-       | 3+     | 2+             | 0                  | 0                     | 0                | 2+      | 1+                | 1-       | 0       | 0             |
| *****               |              |          |        |                |                    |                       |                  |         |                   |          |         |               |
| MONROE CTY          | TOTAL        | 88       | 11     | 34             | 45                 | 3                     | 0                | 0       | 3                 | 24       | 6       | 9             |
|                     | 87           | 0        | 23     | 23             | 0                  | 0                     | 1                | 0       | 5                 | 12       | 5       | 0             |
|                     | CHANGE       | 11+      | 11+    | 22+            | 3+                 | 0                     | 1-               | 0       | 2-                | 12+      | 1+      | 9+            |
| *****               |              |          |        |                |                    |                       |                  |         |                   |          |         |               |
|                     | RURAL        | 88       | 11     | 29             | 40                 | 3                     | 0                | 0       | 3                 | 22       | 5       | 7             |
|                     | 87           | 0        | 15     | 15             | 0                  | 0                     | 1                | 0       | 3                 | 6        | 5       | 0             |
|                     | CHANGE       | 11+      | 14+    | 25+            | 3+                 | 0                     | 1-               | 0       | 0                 | 16+      | 0       | 7+            |
|                     | SHERIFF      | 88       | 5      | 9              | 14                 | 0                     | 0                | 0       | 1                 | 9        | 3       | 1             |
|                     | 87           | 0        | 4      | 4              | 0                  | 0                     | 0                | 0       | 1                 | 1        | 2       | 0             |
|                     | CHANGE       | 5+       | 5+     | 10+            | 0                  | 0                     | 0                | 0       | 0                 | 8+       | 1+      | 1+            |
|                     | STATE POLICE | 88       | 6      | 20             | 26                 | 3                     | 0                | 0       | 2                 | 13       | 2       | 6             |
|                     | 87           | 0        | 11     | 11             | 0                  | 0                     | 1                | 0       | 2                 | 5        | 3       | 0             |
|                     | CHANGE       | 6+       | 9+     | 15+            | 3+                 | 0                     | 1-               | 0       | 0                 | 8+       | 1-      | 6+            |
|                     | MUNICIPAL    | 88       | 0      | 5              | 5                  | 0                     | 0                | 0       | 0                 | 2        | 1       | 2             |
|                     | 87           | 0        | 8      | 8              | 0                  | 0                     | 0                | 0       | 2                 | 6        | 0       | 0             |
|                     | CHANGE       | 0        | 3-     | 3-             | 0                  | 0                     | 0                | 0       | 2-                | 4-       | 1+      | 2+            |
| ALDERSON PD         | 88           | 0        | 5      | 5              | 0                  | 0                     | 0                | 0       | 0                 | 2        | 1       | 2             |
|                     | 87           | 0        | 8      | 8              | 0                  | 0                     | 0                | 0       | 2                 | 6        | 0       | 0             |
|                     | CHANGE       | 0        | 3-     | 3-             | 0                  | 0                     | 0                | 0       | 2-                | 4-       | 1+      | 2+            |
| *****               |              |          |        |                |                    |                       |                  |         |                   |          |         |               |
| MORGAN CTY          | TOTAL        | 88       | 10     | 23             | 33                 | 0                     | 0                | 0       | 3                 | 13       | 14      | 3             |
|                     | 87           | 18       | 41     | 59             | 0                  | 0                     | 1                | 0       | 2                 | 45       | 11      | 0             |
|                     | CHANGE       | 8-       | 18-    | 26-            | 0                  | 0                     | 1-               | 0       | 1+                | 32-      | 3+      | 3+            |
| *****               |              |          |        |                |                    |                       |                  |         |                   |          |         |               |
|                     | RURAL        | 88       | 10     | 23             | 33                 | 0                     | 0                | 0       | 3                 | 13       | 14      | 3             |
|                     | 87           | 18       | 41     | 59             | 0                  | 0                     | 1                | 0       | 2                 | 45       | 11      | 0             |
|                     | CHANGE       | 8-       | 18-    | 26-            | 0                  | 0                     | 1-               | 0       | 1+                | 32-      | 3+      | 3+            |
|                     | SHERIFF      | 88       | 0      | 9              | 9                  | 0                     | 0                | 0       | 0                 | 3        | 5       | 1             |
|                     | 87           | 2        | 10     | 12             | 0                  | 0                     | 0                | 0       | 1                 | 4        | 7       | 0             |
|                     | CHANGE       | 2-       | 1-     | 3-             | 0                  | 0                     | 0                | 0       | 1-                | 1-       | 2-      | 1+            |



PART I ARRESTS BY CHARGE AND AGENCY TYPE

|                 |       | JUVENILE | ADULTS | GRAND<br>TOTAL | CRIMINAL<br>MURDER | HOMICIDE<br>NEG MANSL | FORCIBLE<br>RAPE | ROBBERY | AGGRAV<br>ASSAULT | BURGLARY | LARCENY | AUTO<br>THEFT |    |
|-----------------|-------|----------|--------|----------------|--------------------|-----------------------|------------------|---------|-------------------|----------|---------|---------------|----|
| STATE POLICE    | 88    | 10       | 14     | 24             | 0                  | 0                     | 0                | 0       | 3                 | 10       | 9       | 2             |    |
|                 | 87    | 16       | 31     | 47             | 0                  | 0                     | 1                | 0       | 1                 | 41       | 4       | 0             |    |
| CHANGE          |       | 6-       | 17-    | 23-            | 0                  | 0                     | 1-               | 0       | 2+                | 31-      | 5+      | 2+            |    |
| *****           |       |          |        |                |                    |                       |                  |         |                   |          |         |               |    |
| NICHOLAS CTY    | TOTAL | 88       | 26     | 93             | 119                | 1                     | 2                | 3       | 6                 | 15       | 22      | 46            | 24 |
|                 | 87    | 34       | 81     | 115            | 0                  | 1                     | 0                | 1       | 29                | 20       | 46      | 18            |    |
| CHANGE          |       | 8-       | 12+    | 4+             | 1+                 | 1+                    | 3+               | 5+      | 14-               | 2+       | 0       | 6+            |    |
| *****           |       |          |        |                |                    |                       |                  |         |                   |          |         |               |    |
| RURAL           | 88    | 18       | 72     | 90             | 0                  | 2                     | 3                | 6       | 14                | 19       | 27      | 19            |    |
|                 | 87    | 22       | 50     | 72             | 0                  | 1                     | 0                | 1       | 28                | 16       | 14      | 12            |    |
| CHANGE          |       | 4-       | 22+    | 18+            | 0                  | 1+                    | 3+               | 5+      | 14-               | 3+       | 13+     | 7+            |    |
| SHERIFF         | 88    | 2        | 38     | 40             | 0                  | 1                     | 3                | 2       | 14                | 4        | 11      | 5             |    |
|                 | 87    | 8        | 32     | 40             | 0                  | 0                     | 0                | 0       | 22                | 5        | 12      | 1             |    |
| CHANGE          |       | 6-       | 6+     | 0              | 0                  | 1+                    | 3+               | 2+      | 8-                | 1-       | 1-      | 4+            |    |
| STATE POLICE    | 88    | 16       | 34     | 50             | 0                  | 1                     | 0                | 4       | 0                 | 15       | 16      | 14            |    |
|                 | 87    | 14       | 18     | 32             | 0                  | 1                     | 0                | 1       | 6                 | 11       | 2       | 11            |    |
| CHANGE          |       | 2+       | 16+    | 18+            | 0                  | 0                     | 0                | 3+      | 6-                | 4+       | 14+     | 3+            |    |
| MUNICIPAL       | 88    | 8        | 21     | 29             | 1                  | 0                     | 0                | 0       | 1                 | 3        | 19      | 5             |    |
|                 | 87    | 12       | 31     | 43             | 0                  | 0                     | 0                | 0       | 1                 | 4        | 32      | 6             |    |
| CHANGE          |       | 4-       | 10-    | 14-            | 1+                 | 0                     | 0                | 0       | 0                 | 1-       | 13-     | 1-            |    |
| RICHWOOD PD     | 88    | 3        | 0      | 3              | 0                  | 0                     | 0                | 0       | 0                 | 0        | 1       | 2             |    |
|                 | 87    | 1        | 5      | 6              | 0                  | 0                     | 0                | 0       | 1                 | 2        | 2       | 1             |    |
| CHANGE          |       | 2+       | 5-     | 3-             | 0                  | 0                     | 0                | 0       | 1-                | 2-       | 1-      | 1+            |    |
| SUMMERSVILLE PD | 88    | 5        | 21     | 26             | 1                  | 0                     | 0                | 0       | 1                 | 3        | 18      | 3             |    |
|                 | 87    | 11       | 26     | 37             | 0                  | 0                     | 0                | 0       | 0                 | 2        | 30      | 5             |    |
| CHANGE          |       | 6-       | 5-     | 11-            | 1+                 | 0                     | 0                | 0       | 1+                | 1+       | 12-     | 2-            |    |
| *****           |       |          |        |                |                    |                       |                  |         |                   |          |         |               |    |
| OHIO CTY        | TOTAL | 88       | 81     | 242            | 323                | 0                     | 0                | 9       | 21                | 59       | 57      | 147           | 30 |
|                 | 87    | 99       | 187    | 286            | 1                  | 0                     | 5                | 20      | 41                | 55       | 125     | 39            |    |
| CHANGE          |       | 18-      | 55+    | 37+            | 1-                 | 0                     | 4+               | 1+      | 18+               | 2+       | 22+     | 9-            |    |
| *****           |       |          |        |                |                    |                       |                  |         |                   |          |         |               |    |
| RURAL           | 88    | 7        | 36     | 43             | 0                  | 0                     | 2                | 0       | 10                | 9        | 15      | 7             |    |
|                 | 87    | 3        | 29     | 32             | 0                  | 0                     | 1                | 3       | 10                | 5        | 11      | 2             |    |
| CHANGE          |       | 4+       | 7+     | 11+            | 0                  | 0                     | 1+               | 3-      | 0                 | 4+       | 4+      | 5+            |    |
| SHERIFF         | 88    | 0        | 25     | 25             | 0                  | 0                     | 1                | 0       | 7                 | 8        | 9       | 0             |    |
|                 | 87    | 2        | 17     | 19             | 0                  | 0                     | 1                | 2       | 7                 | 3        | 6       | 0             |    |
| CHANGE          |       | 2-       | 8+     | 6+             | 0                  | 0                     | 0                | 2-      | 0                 | 5+       | 3+      | 0             |    |
| STATE POLICE    | 88    | 7        | 11     | 18             | 0                  | 0                     | 1                | 0       | 3                 | 1        | 6       | 7             |    |
|                 | 87    | 1        | 12     | 13             | 0                  | 0                     | 0                | 1       | 3                 | 2        | 5       | 2             |    |
| CHANGE          |       | 6+       | 1-     | 5+             | 0                  | 0                     | 1+               | 1-      | 0                 | 1-       | 1+      | 5+            |    |

PART I ARRESTS

PART I ARRESTS BY CHARGE AND AGENCY TYPE

|  |  | CHARGE   |        |             | AGENCY TYPE     |              |                |              |                |          |         |
|--|--|----------|--------|-------------|-----------------|--------------|----------------|--------------|----------------|----------|---------|
|  |  | JUVENILE | ADULTS | GRAND TOTAL | CRIMINAL MURDER | HOMICIDE NEG | FORCIBLE MANSL | ROBBERY RAPE | AGGRAV ASSAULT | BURGLARY | LARCENY |

|                         |    |     |     |     |    |   |    |    |     |    |     |     |
|-------------------------|----|-----|-----|-----|----|---|----|----|-----|----|-----|-----|
| MUNICIPAL               | 88 | 74  | 206 | 280 | 0  | 0 | 7  | 21 | 49  | 48 | 132 | 23  |
|                         | 87 | 96  | 158 | 254 | 1  | 0 | 4  | 17 | 31  | 50 | 114 | 37  |
| CHANGE                  |    | 22- | 48+ | 26+ | 1- | 0 | 3+ | 4+ | 18+ | 2- | 18+ | 14- |
| WHEELING PD             | 88 | 74  | 206 | 280 | 0  | 0 | 7  | 21 | 49  | 48 | 132 | 23  |
|                         | 87 | 96  | 158 | 254 | 1  | 0 | 4  | 17 | 31  | 50 | 114 | 37  |
| CHANGE                  |    | 22- | 48+ | 26+ | 1- | 0 | 3+ | 4+ | 18+ | 2- | 18+ | 14- |
| BETHLEHEM PD            | 88 | 0   | 0   | 0   | 0  | 0 | 0  | 0  | 0   | 0  | 0   | 0   |
|                         | 87 | 0   | 0   | 0   | 0  | 0 | 0  | 0  | 0   | 0  | 0   | 0   |
| CHANGE                  |    | 0   | 0   | 0   | 0  | 0 | 0  | 0  | 0   | 0  | 0   | 0   |
| WEST LIBERTY ST COL SEC | 88 | 0   | 0   | 0   | 0  | 0 | 0  | 0  | 0   | 0  | 0   | 0   |
|                         | 87 | 0   | 0   | 0   | 0  | 0 | 0  | 0  | 0   | 0  | 0   | 0   |
| CHANGE                  |    | 0   | 0   | 0   | 0  | 0 | 0  | 0  | 0   | 0  | 0   | 0   |
| CLEARVIEW PD            | 88 | 0   | 0   | 0   | 0  | 0 | 0  | 0  | 0   | 0  | 0   | 0   |
|                         | 87 | 0   | 0   | 0   | 0  | 0 | 0  | 0  | 0   | 0  | 0   | 0   |
| CHANGE                  |    | 0   | 0   | 0   | 0  | 0 | 0  | 0  | 0   | 0  | 0   | 0   |

\*\*\*\*\*  
 PENDLETON CTY TOTAL      88      2      13      15      0      1      0      0      1      5      8      0  
                                  87      11      10      21      0      0      0      4      1      10      4      2  
 CHANGE                      9-      3+      6-      0      1+      0      4-      0      5-      4+      2-

|              |    |    |    |    |   |    |   |    |    |    |    |    |
|--------------|----|----|----|----|---|----|---|----|----|----|----|----|
| RURAL        | 88 | 2  | 13 | 15 | 0 | 1  | 0 | 0  | 1  | 5  | 8  | 0  |
|              | 87 | 11 | 10 | 21 | 0 | 0  | 0 | 4  | 1  | 10 | 4  | 2  |
| CHANGE       |    | 9- | 3+ | 6- | 0 | 1+ | 0 | 4- | 0  | 5- | 4+ | 2- |
| SHERIFF      | 88 | 1  | 3  | 4  | 0 | 0  | 0 | 0  | 0  | 1  | 3  | 0  |
|              | 87 | 1  | 2  | 3  | 0 | 0  | 0 | 0  | 1  | 1  | 1  | 0  |
| CHANGE       |    | 0  | 1+ | 1+ | 0 | 0  | 0 | 0  | 1- | 0  | 2+ | 0  |
| STATE POLICE | 88 | 1  | 10 | 11 | 0 | 1  | 0 | 0  | 1  | 4  | 5  | 0  |
|              | 87 | 10 | 8  | 18 | 0 | 0  | 0 | 4  | 0  | 9  | 3  | 2  |
| CHANGE       |    | 9- | 2+ | 7- | 0 | 1+ | 0 | 4- | 1+ | 5- | 2+ | 2- |

\*\*\*\*\*  
 PLEASANTS CTY TOTAL      88      1      9      10      0      0      0      1      1      0      8      0  
                                  87      0      14      14      1      0      2      0      1      5      3      2  
 CHANGE                      1+      5-      4-      1-      0      2-      1+      0      5-      5+      2-

|         |    |    |    |    |    |   |    |    |   |    |    |    |
|---------|----|----|----|----|----|---|----|----|---|----|----|----|
| RURAL   | 88 | 1  | 6  | 7  | 0  | 0 | 0  | 1  | 1 | 0  | 5  | 0  |
|         | 87 | 0  | 12 | 12 | 1  | 0 | 2  | 0  | 1 | 5  | 1  | 2  |
| CHANGE  |    | 1+ | 6- | 5- | 1- | 0 | 2- | 1+ | 0 | 5- | 4+ | 2- |
| SHERIFF | 88 | 0  | 1  | 1  | 0  | 0 | 0  | 0  | 0 | 0  | 1  | 0  |
|         | 87 | 0  | 4  | 4  | 0  | 0 | 1  | 0  | 0 | 2  | 0  | 1  |
| CHANGE  |    | 0  | 3- | 3- | 0  | 0 | 1- | 0  | 0 | 2- | 1+ | 1- |

PART I ARRESTS BY CHARGE AND AGENCY TYPE

|                |        | JUVENILE | ADULTS | GRAND<br>TOTAL | CRIMINAL<br>MURDER | HOMICIDE<br>NEG MANS' | FORCIBLE<br>RAPE | ROBBERY | AGGRAV<br>ASSAULT | BURGLARY | LARCENY | AUTO<br>THEFT |   |
|----------------|--------|----------|--------|----------------|--------------------|-----------------------|------------------|---------|-------------------|----------|---------|---------------|---|
| STATE POLICE   | 88     | 1        | 5      | 6              | 0                  | 0                     | 0                | 1       | 1                 | 0        | 4       | 0             |   |
|                | 87     | 0        | 8      | 8              | 1                  | 0                     | 1                | 0       | 1                 | 3        | 1       | 1             |   |
|                | CHANGE | 1+       | 3-     | 2-             | 1-                 | 0                     | 1-               | 1+      | 0                 | 3-       | 3+      | 1-            |   |
| MUNICIPAL      | 88     | 0        | 3      | 3              | 0                  | 0                     | 0                | 0       | 0                 | 0        | 3       | 0             |   |
|                | 87     | 0        | 2      | 2              | 0                  | 0                     | 0                | 0       | 0                 | 0        | 2       | 0             |   |
|                | CHANGE | 0        | 1+     | 1+             | 0                  | 0                     | 0                | 0       | 0                 | 0        | 1+      | 0             |   |
| ST MARYS PD    | 88     | 0        | 3      | 3              | 0                  | 0                     | 0                | 0       | 0                 | 0        | 3       | 0             |   |
|                | 87     | 0        | 2      | 2              | 0                  | 0                     | 0                | 0       | 0                 | 0        | 2       | 0             |   |
|                | CHANGE | 0        | 1+     | 1+             | 0                  | 0                     | 0                | 0       | 0                 | 0        | 1+      | 0             |   |
| *****          |        |          |        |                |                    |                       |                  |         |                   |          |         |               |   |
| POCAHONTAS CTY | TOTAL  | 88       | 8      | 12             | 20                 | 0                     | 0                | 0       | 1                 | 1        | 4       | 14            | 0 |
|                | 87     | 5        | 19     | 24             | 0                  | 0                     | 0                | 0       | 1                 | 8        | 10      | 5             |   |
|                | CHANGE | 3+       | 7-     | 4-             | 0                  | 0                     | 0                | 1+      | 0                 | 4-       | 4+      | 5-            |   |
| *****          |        |          |        |                |                    |                       |                  |         |                   |          |         |               |   |
| RURAL          | 88     | 2        | 11     | 13             | 0                  | 0                     | 0                | 1       | 1                 | 4        | 7       | 0             |   |
|                | 87     | 5        | 18     | 23             | 0                  | 0                     | 0                | 0       | 0                 | 8        | 10      | 5             |   |
|                | CHANGE | 3-       | 7-     | 10-            | 0                  | 0                     | 0                | 1+      | 1+                | 4-       | 3-      | 5-            |   |
| SHERIFF        | 88     | 2        | 6      | 8              | 0                  | 0                     | 0                | 0       | 0                 | 3        | 5       | 0             |   |
|                | 87     | 3        | 10     | 13             | 0                  | 0                     | 0                | 0       | 0                 | 5        | 5       | 3             |   |
|                | CHANGE | 1-       | 4-     | 5-             | 0                  | 0                     | 0                | 0       | 0                 | 2-       | 0       | 3-            |   |
| STATE POLICE   | 88     | 0        | 5      | 5              | 0                  | 0                     | 0                | 1       | 1                 | 1        | 2       | 0             |   |
|                | 87     | 2        | 8      | 10             | 0                  | 0                     | 0                | 0       | 0                 | 3        | 5       | 2             |   |
|                | CHANGE | 2-       | 3-     | 5-             | 0                  | 0                     | 0                | 1+      | 1+                | 2-       | 3-      | 2-            |   |
| MUNICIPAL      | 88     | 6        | 1      | 7              | 0                  | 0                     | 0                | 0       | 0                 | 0        | 7       | 0             |   |
|                | 87     | 0        | 1      | 1              | 0                  | 0                     | 0                | 0       | 1                 | 0        | 0       | 0             |   |
|                | CHANGE | 6+       | 0      | 6+             | 0                  | 0                     | 0                | 0       | 1-                | 0        | 7+      | 0             |   |
| MARLINTON PD   | 88     | 6        | 1      | 7              | 0                  | 0                     | 0                | 0       | 0                 | 0        | 7       | 0             |   |
|                | 87     | 0        | 1      | 1              | 0                  | 0                     | 0                | 0       | 1                 | 0        | 0       | 0             |   |
|                | CHANGE | 6+       | 0      | 6+             | 0                  | 0                     | 0                | 0       | 1-                | 0        | 7+      | 0             |   |
| *****          |        |          |        |                |                    |                       |                  |         |                   |          |         |               |   |
| PRESTON CTY    | TOTAL  | 88       | 5      | 45             | 50                 | 0                     | 0                | 2       | 0                 | 4        | 9       | 31            | 4 |
|                | 87     | 16       | 48     | 64             | 0                  | 0                     | 0                | 1       | 1                 | 10       | 49      | 3             |   |
|                | CHANGE | 11-      | 3-     | 14-            | 0                  | 0                     | 2+               | 1-      | 3+                | 1-       | 18-     | 1+            |   |
| *****          |        |          |        |                |                    |                       |                  |         |                   |          |         |               |   |
| RURAL          | 88     | 0        | 25     | 25             | 0                  | 0                     | 2                | 0       | 3                 | 7        | 13      | 0             |   |
|                | 87     | 2        | 27     | 29             | 0                  | 0                     | 0                | 1       | 1                 | 8        | 19      | 0             |   |
|                | CHANGE | 2-       | 2-     | 4-             | 0                  | 0                     | 2+               | 1-      | 2+                | 1-       | 6-      | 0             |   |
| SHERIFF        | 88     | 0        | 20     | 20             | 0                  | 0                     | 2                | 0       | 3                 | 7        | 8       | 0             |   |
|                | 87     | 2        | 16     | 18             | 0                  | 0                     | 0                | 0       | 1                 | 6        | 11      | 0             |   |
|                | CHANGE | 2-       | 4+     | 2+             | 0                  | 0                     | 2+               | 0       | 2+                | 1+       | 3-      | 0             |   |

PART I ARRESTS BY CHARGE AND AGENCY TYPE

|               |        | JUVENILE | ADULTS | GRAND<br>TOTAL | CRIMINAL<br>MURDER | HOMICIDE<br>NEG MANSL | FORCIBLE<br>RAPE | ROBBERY | AGGRAV<br>ASSAULT | BURGLARY | LARCENY | AUTO<br>THEFT |
|---------------|--------|----------|--------|----------------|--------------------|-----------------------|------------------|---------|-------------------|----------|---------|---------------|
| STATE POLICE  | 88     | 0        | 5      | 5              | 0                  | 0                     | 0                | 0       | 0                 | 0        | 5       | 0             |
|               | 87     | 0        | 11     | 11             | 0                  | 0                     | 0                | 1       | 0                 | 2        | 8       | 0             |
|               | CHANGE | 0        | 6-     | 6-             | 0                  | 0                     | 0                | 1-      | 0                 | 2-       | 3-      | 0             |
| MUNICIPAL     | 88     | 5        | 20     | 25             | 0                  | 0                     | 0                | 0       | 1                 | 2        | 18      | 4             |
|               | 87     | 14       | 21     | 35             | 0                  | 0                     | 0                | 0       | 0                 | 2        | 30      | 3             |
|               | CHANGE | 9-       | 1-     | 10-            | 0                  | 0                     | 0                | 0       | 1+                | 0        | 12-     | 1+            |
| KINGWOOD PD   | 88     | 5        | 20     | 25             | 0                  | 0                     | 0                | 0       | 1                 | 2        | 18      | 4             |
|               | 87     | 12       | 18     | 30             | 0                  | 0                     | 0                | 0       | 0                 | 0        | 30      | 0             |
|               | CHANGE | 7-       | 2+     | 5-             | 0                  | 0                     | 0                | 0       | 1+                | 2+       | 12-     | 4+            |
| TERRA ALTA PD | 88     | 0        | 0      | 0              | 0                  | 0                     | 0                | 0       | 0                 | 0        | 0       | 0             |
|               | 87     | 2        | 3      | 5              | 0                  | 0                     | 0                | 0       | 0                 | 2        | 0       | 3             |
|               | CHANGE | 2-       | 3-     | 5-             | 0                  | 0                     | 0                | 0       | 0                 | 2-       | 0       | 3-            |
| *****         |        |          |        |                |                    |                       |                  |         |                   |          |         |               |
| PUTNAM CTY    | TOTAL  | 88       | 10     | 39             | 49                 | 1                     | 0                | 3       | 3                 | 22       | 17      | 3             |
|               | 87     | 13       | 82     | 95             | 1                  | 0                     | 3                | 7       | 5                 | 58       | 17      | 4             |
|               | CHANGE | 3-       | 43-    | 46-            | 0                  | 0                     | 3-               | 4-      | 2-                | 36-      | 0       | 1-            |
| *****         |        |          |        |                |                    |                       |                  |         |                   |          |         |               |
| RURAL         | 88     | 10       | 37     | 47             | 1                  | 0                     | 0                | 3       | 3                 | 22       | 15      | 3             |
|               | 87     | 13       | 81     | 94             | 1                  | 0                     | 3                | 7       | 5                 | 58       | 16      | 4             |
|               | CHANGE | 3-       | 44-    | 47-            | 0                  | 0                     | 3-               | 4-      | 2-                | 36-      | 1-      | 1-            |
| SHERIFF       | 88     | 5        | 23     | 28             | 0                  | 0                     | 0                | 3       | 2                 | 13       | 8       | 2             |
|               | 87     | 6        | 59     | 65             | 0                  | 0                     | 0                | 4       | 4                 | 42       | 14      | 1             |
|               | CHANGE | 1-       | 36-    | 37-            | 0                  | 0                     | 0                | 1-      | 2-                | 29-      | 6-      | 1+            |
| STATE POLICE  | 88     | 5        | 14     | 19             | 1                  | 0                     | 0                | 0       | 1                 | 9        | 7       | 1             |
|               | 87     | 7        | 22     | 29             | 1                  | 0                     | 3                | 3       | 1                 | 16       | 2       | 3             |
|               | CHANGE | 2-       | 8-     | 10-            | 0                  | 0                     | 3-               | 3-      | 0                 | 7-       | 5+      | 2-            |
| MUNICIPAL     | 88     | 0        | 2      | 2              | 0                  | 0                     | 0                | 0       | 0                 | 0        | 2       | 0             |
|               | 87     | 0        | 1      | 1              | 0                  | 0                     | 0                | 0       | 0                 | 0        | 1       | 0             |
|               | CHANGE | 0        | 1+     | 1+             | 0                  | 0                     | 0                | 0       | 0                 | 0        | 1+      | 0             |
| HURRICANE PD  | 88     | 0        | 2      | 2              | 0                  | 0                     | 0                | 0       | 0                 | 0        | 2       | 0             |
|               | 87     | 0        | 1      | 1              | 0                  | 0                     | 0                | 0       | 0                 | 0        | 1       | 0             |
|               | CHANGE | 0        | 1+     | 1+             | 0                  | 0                     | 0                | 0       | 0                 | 0        | 1+      | 0             |
| POCA PD       | 88     | 0        | 0      | 0              | 0                  | 0                     | 0                | 0       | 0                 | 0        | 0       | 0             |
|               | 87     | 0        | 0      | 0              | 0                  | 0                     | 0                | 0       | 0                 | 0        | 0       | 0             |
|               | CHANGE | 0        | 0      | 0              | 0                  | 0                     | 0                | 0       | 0                 | 0        | 0       | 0             |
| *****         |        |          |        |                |                    |                       |                  |         |                   |          |         |               |
| RALEIGH CTY   | TOTAL  | 88       | 193    | 450            | 643                | 13                    | 1                | 3       | 10                | 29       | 72      | 489           |
|               | 87     | 208      | 458    | 666            | 6                  | 0                     | 4                | 6       | 33                | 76       | 522     | 19            |
|               | CHANGE | 15-      | 8-     | 23-            | 7+                 | 1+                    | 1-               | 4+      | 4-                | 4-       | 33-     | 7+            |
| *****         |        |          |        |                |                    |                       |                  |         |                   |          |         |               |

PART I ARRESTS BY CHARGE AND AGENCY TYPE

|              |        | JUVENILE | ADULTS | GRAND<br>TOTAL | CRIMINAL<br>MURDER | HOMICIDE<br>NEG MANSL | FORCIBLE<br>RAPE | ROBBERY | AGGRAV<br>ASSAULT | BURGLARY | LARCENY | AUTO<br>THEFT |
|--------------|--------|----------|--------|----------------|--------------------|-----------------------|------------------|---------|-------------------|----------|---------|---------------|
| RURAL        | 88     | 38       | 227    | 265            | 11                 | 1                     | 1                | 8       | 25                | 48       | 146     | 25            |
|              | 87     | 45       | 200    | 245            | 5                  | 0                     | 3                | 4       | 29                | 47       | 140     | 17            |
|              | CHANGE | 7-       | 27+    | 20+            | 6+                 | 1+                    | 2-               | 4+      | 4-                | 1+       | 6+      | 8+            |
| SHERIFF      | 88     | 23       | 188    | 211            | 8                  | 1                     | 1                | 7       | 18                | 34       | 122     | 20            |
|              | 87     | 18       | 167    | 185            | 4                  | 0                     | 3                | 4       | 25                | 29       | 110     | 10            |
|              | CHANGE | 5+       | 21+    | 26+            | 4+                 | 1+                    | 2-               | 3+      | 7-                | 5+       | 12+     | 10+           |
| STATE POLICE | 88     | 15       | 39     | 54             | 3                  | 0                     | 0                | 1       | 7                 | 14       | 24      | 5             |
|              | 87     | 27       | 33     | 60             | 1                  | 0                     | 0                | 0       | 4                 | 18       | 30      | 7             |
|              | CHANGE | 12-      | 6+     | 6-             | 2+                 | 0                     | 0                | 1+      | 3+                | 4-       | 6-      | 2-            |
| MUNICIPAL    | 88     | 155      | 223    | 378            | 2                  | 0                     | 2                | 2       | 4                 | 24       | 343     | 1             |
|              | 87     | 163      | 258    | 421            | 1                  | 0                     | 1                | 2       | 4                 | 29       | 382     | 2             |
|              | CHANGE | 8-       | 35-    | 43-            | 1+                 | 0                     | 1+               | 0       | 0                 | 5-       | 39-     | 1-            |
| BECKLEY PD   | 88     | 154      | 221    | 375            | 2                  | 0                     | 1                | 2       | 4                 | 23       | 342     | 1             |
|              | 87     | 159      | 246    | 405            | 1                  | 0                     | 1                | 2       | 1                 | 26       | 373     | 1             |
|              | CHANGE | 5-       | 25-    | 30-            | 1+                 | 0                     | 0                | 0       | 3+                | 3-       | 31-     | 0             |
| MABSCOTT PD  | 88     | 0        | 1      | 1              | 0                  | 0                     | 0                | 0       | 0                 | 1        | 0       | 0             |
|              | 87     | 2        | 4      | 6              | 0                  | 0                     | 0                | 0       | 1                 | 1        | 4       | 0             |
|              | CHANGE | 2-       | 3-     | 5-             | 0                  | 0                     | 0                | 0       | 1-                | 0        | 4-      | 0             |
| SOPHIA PD    | 88     | 1        | 1      | 2              | 0                  | 0                     | 1                | 0       | 0                 | 0        | 1       | 0             |
|              | 87     | 2        | 8      | 10             | 0                  | 0                     | 0                | 0       | 2                 | 2        | 5       | 1             |
|              | CHANGE | 1-       | 7-     | 8-             | 0                  | 0                     | 1+               | 0       | 2-                | 2-       | 4-      | 1-            |
| *****        |        |          |        |                |                    |                       |                  |         |                   |          |         |               |
| RANDOLPH CTY | TOTAL  | 88       | 29     | 78             | 107                | 3                     | 1                | 3       | 2                 | 7        | 22      | 60            |
|              | 87     | 17       | 53     | 70             | 0                  | 0                     | 1                | 1       | 8                 | 22       | 33      | 9             |
|              | CHANGE | 12+      | 25+    | 37+            | 3+                 | 1+                    | 2+               | 1+      | 1-                | 0        | 27+     | 4+            |
| *****        |        |          |        |                |                    |                       |                  |         |                   |          |         |               |
| RURAL        | 88     | 24       | 29     | 53             | 3                  | 1                     | 3                | 0       | 2                 | 16       | 22      | 6             |
|              | 87     | 10       | 23     | 33             | 0                  | 0                     | 0                | 0       | 7                 | 15       | 10      | 1             |
|              | CHANGE | 14+      | 6+     | 20+            | 3+                 | 1+                    | 3+               | 0       | 5-                | 1+       | 12+     | 5+            |
| SHERIFF      | 88     | 0        | 1      | 1              | 0                  | 0                     | 0                | 0       | 0                 | 0        | 1       | 0             |
|              | 87     | 1        | 6      | 7              | 0                  | 0                     | 0                | 0       | 4                 | 1        | 2       | 0             |
|              | CHANGE | 1-       | 5-     | 6-             | 0                  | 0                     | 0                | 0       | 4-                | 1-       | 1-      | 0             |
| STATE POLICE | 88     | 24       | 28     | 52             | 3                  | 1                     | 3                | 0       | 2                 | 16       | 21      | 6             |
|              | 87     | 9        | 17     | 26             | 0                  | 0                     | 0                | 0       | 3                 | 14       | 8       | 1             |
|              | CHANGE | 15+      | 11+    | 26+            | 3+                 | 1+                    | 3+               | 0       | 1-                | 2+       | 13+     | 5+            |
| MUNICIPAL    | 88     | 5        | 49     | 54             | 0                  | 0                     | 0                | 2       | 5                 | 6        | 38      | 3             |
|              | 87     | 7        | 30     | 37             | 0                  | 0                     | 1                | 1       | 1                 | 7        | 23      | 4             |
|              | CHANGE | 2-       | 19+    | 17+            | 0                  | 0                     | 1-               | 1+      | 4+                | 1-       | 15+     | 1-            |
| ELKINS PD    | 88     | 5        | 49     | 54             | 0                  | 0                     | 0                | 2       | 5                 | 6        | 38      | 3             |
|              | 87     | 7        | 30     | 37             | 0                  | 0                     | 1                | 1       | 1                 | 7        | 23      | 4             |
|              | CHANGE | 2-       | 19+    | 17+            | 0                  | 0                     | 1-               | 1+      | 4+                | 1-       | 15+     | 1-            |

PART I ARRESTS

PART I ARRESTS BY CHARGE AND AGENCY TYPE

|             |                | JUVENILE | ADULTS | GRAND<br>TOTAL | CRIMINAL<br>MURDER | HOMICIDE<br>NEG MANSL | FORCIBLE<br>RAPE | ROBBERY | AGGRAV<br>ASSAULT | BURGLARY | LARCENY | AUTO<br>THEFT |   |
|-------------|----------------|----------|--------|----------------|--------------------|-----------------------|------------------|---------|-------------------|----------|---------|---------------|---|
| *****       |                |          |        |                |                    |                       |                  |         |                   |          |         |               |   |
| RITCHIE CTY | TOTAL          | 88       | 5      | 31             | 36                 | 0                     | 0                | 3       | 0                 | 0        | 24      | 7             | 2 |
|             | 87             | 6        | 37     | 43             | 2                  | 0                     | 1                | 0       | 3                 | 15       | 22      | 0             |   |
|             | CHANGE         | 1-       | 6-     | 7-             | 2-                 | 0                     | 2+               | 0       | 3-                | 9+       | 15-     | 2+            |   |
| *****       |                |          |        |                |                    |                       |                  |         |                   |          |         |               |   |
|             | RURAL          | 88       | 5      | 30             | 35                 | 0                     | 0                | 3       | 0                 | 0        | 24      | 6             | 2 |
|             | 87             | 6        | 27     | 33             | 1                  | 0                     | 1                | 0       | 2                 | 12       | 17      | 0             |   |
|             | CHANGE         | 1-       | 3+     | 2+             | 1-                 | 0                     | 2+               | 0       | 2-                | 12+      | 11-     | 2+            |   |
|             | SHERIFF        | 88       | 0      | 0              | 0                  | 0                     | 0                | 0       | 0                 | 0        | 0       | 0             | 0 |
|             | 87             | 1        | 4      | 5              | 0                  | 0                     | 0                | 0       | 0                 | 1        | 4       | 0             |   |
|             | CHANGE         | 1-       | 4-     | 5-             | 0                  | 0                     | 0                | 0       | 0                 | 1-       | 4-      | 0             |   |
|             | STATE POLICE   | 88       | 5      | 30             | 35                 | 0                     | 0                | 3       | 0                 | 0        | 24      | 6             | 2 |
|             | 87             | 5        | 23     | 28             | 1                  | 0                     | 1                | 0       | 2                 | 11       | 13      | 0             |   |
|             | CHANGE         | 0        | 7+     | 7+             | 1-                 | 0                     | 2+               | 0       | 2-                | 13+      | 7-      | 2+            |   |
|             | MUNICIPAL      | 88       | 0      | 1              | 1                  | 0                     | 0                | 0       | 0                 | 0        | 1       | 0             |   |
|             | 87             | 0        | 10     | 10             | 1                  | 0                     | 0                | 0       | 1                 | 3        | 5       | 0             |   |
|             | CHANGE         | 0        | 9-     | 9-             | 1-                 | 0                     | 0                | 0       | 1-                | 3-       | 4-      | 0             |   |
|             | HARRISVILLE PD | 88       | 0      | 1              | 1                  | 0                     | 0                | 0       | 0                 | 0        | 1       | 0             |   |
|             | 87             | 0        | 4      | 4              | 0                  | 0                     | 0                | 0       | 0                 | 2        | 2       | 0             |   |
|             | CHANGE         | 0        | 3-     | 3-             | 0                  | 0                     | 0                | 0       | 0                 | 2-       | 1-      | 0             |   |
|             | PENNSBORO PD   | 88       | 0      | 0              | 0                  | 0                     | 0                | 0       | 0                 | 0        | 0       | 0             |   |
|             | 87             | 0        | 6      | 6              | 1                  | 0                     | 0                | 0       | 1                 | 1        | 3       | 0             |   |
|             | CHANGE         | 0        | 6-     | 6-             | 1-                 | 0                     | 0                | 0       | 1-                | 1-       | 3-      | 0             |   |
| *****       |                |          |        |                |                    |                       |                  |         |                   |          |         |               |   |
| ROANE CTY   | TOTAL          | 88       | 4      | 9              | 13                 | 0                     | 0                | 0       | 1                 | 3        | 2       | 5             | 2 |
|             | 87             | 4        | 24     | 28             | 1                  | 1                     | 1                | 0       | 3                 | 6        | 16      | 0             |   |
|             | CHANGE         | 0        | 15-    | 15-            | 1-                 | 1-                    | 1-               | 1+      | 0                 | 4-       | 11-     | 2+            |   |
| *****       |                |          |        |                |                    |                       |                  |         |                   |          |         |               |   |
|             | RURAL          | 88       | 0      | 8              | 8                  | 0                     | 0                | 0       | 1                 | 2        | 2       | 3             | 0 |
|             | 87             | 0        | 11     | 11             | 0                  | 1                     | 1                | 0       | 2                 | 2        | 5       | 0             |   |
|             | CHANGE         | 0        | 3-     | 3-             | 0                  | 1-                    | 1-               | 1+      | 0                 | 0        | 2-      | 0             |   |
|             | SHERIFF        | 88       | 0      | 0              | 0                  | 0                     | 0                | 0       | 0                 | 0        | 0       | 0             |   |
|             | 87             | 0        | 2      | 2              | 0                  | 1                     | 0                | 0       | 0                 | 0        | 1       | 0             |   |
|             | CHANGE         | 0        | 2-     | 2-             | 0                  | 1-                    | 0                | 0       | 0                 | 0        | 1-      | 0             |   |
|             | STATE POLICE   | 88       | 0      | 8              | 8                  | 0                     | 0                | 0       | 1                 | 2        | 2       | 3             |   |
|             | 87             | 0        | 9      | 9              | 0                  | 0                     | 1                | 0       | 2                 | 2        | 4       | 0             |   |
|             | CHANGE         | 0        | 1-     | 1-             | 0                  | 0                     | 1-               | 1+      | 0                 | 0        | 1-      | 0             |   |
|             | MUNICIPAL      | 88       | 4      | 1              | 5                  | 0                     | 0                | 0       | 1                 | 0        | 2       | 2             |   |
|             | 87             | 4        | 13     | 17             | 1                  | 0                     | 0                | 0       | 1                 | 4        | 11      | 0             |   |
|             | CHANGE         | 0        | 12-    | 12-            | 1-                 | 0                     | 0                | 0       | 0                 | 4-       | 9-      | 2+            |   |

PART I ARRESTS BY CHARGE AND AGENCY TYPE

|              |        | JUVENILE | ADULTS | GRAND TOTAL | CRIMINAL MURDER | HOMICIDE NEG | FORCIBLE RAPE | ROBBERY | AGGRAV ASSAULT | BURGLARY | LARCENY | AUTO THEFT |   |
|--------------|--------|----------|--------|-------------|-----------------|--------------|---------------|---------|----------------|----------|---------|------------|---|
| SPENCER PD   | 88     | 4        | 1      | 5           | 0               | 0            | 0             | 0       | 1              | 0        | 2       | 2          |   |
|              | 87     | 4        | 13     | 17          | 1               | 0            | 0             | 0       | 1              | 4        | 11      | 0          |   |
|              | CHANGE | 0        | 12-    | 12-         | 1-              | 0            | 0             | 0       | 0              | 4-       | 9-      | 2+         |   |
| *****        |        |          |        |             |                 |              |               |         |                |          |         |            |   |
| SUMMERS CTY  | TOTAL  | 88       | 0      | 20          | 20              | 0            | 1             | 1       | 0              | 2        | 8       | 6          | 2 |
|              | 87     | 6        | 45     | 51          | 1               | 0            | 0             | 1       | 16             | 9        | 24      | 0          |   |
|              | CHANGE | 6-       | 25-    | 31-         | 1-              | 1+           | 1+            | 1-      | 14-            | 1-       | 18-     | 2+         |   |
| *****        |        |          |        |             |                 |              |               |         |                |          |         |            |   |
| RURAL        | 88     | 0        | 14     | 14          | 0               | 1            | 1             | 0       | 1              | 3        | 6       | 2          |   |
|              | 87     | 5        | 16     | 21          | 1               | 0            | 0             | 1       | 2              | 9        | 8       | 0          |   |
|              | CHANGE | 5-       | 2-     | 7-          | 1-              | 1+           | 1+            | 1-      | 1-             | 6-       | 2-      | 2+         |   |
| SHERIFF      | 88     | 0        | 5      | 5           | 0               | 0            | 0             | 0       | 1              | 0        | 4       | 0          |   |
|              | 87     | 0        | 5      | 5           | 0               | 0            | 0             | 1       | 0              | 2        | 2       | 0          |   |
|              | CHANGE | 0        | 0      | 0           | 0               | 0            | 0             | 1-      | 1+             | 2-       | 2+      | 0          |   |
| STATE POLICE | 88     | 0        | 9      | 9           | 0               | 1            | 1             | 0       | 0              | 3        | 2       | 2          |   |
|              | 87     | 5        | 11     | 16          | 1               | 0            | 0             | 0       | 2              | 7        | 6       | 0          |   |
|              | CHANGE | 5-       | 2-     | 7-          | 1-              | 1+           | 1+            | 0       | 2-             | 4-       | 4-      | 2+         |   |
| MUNICIPAL    | 88     | 0        | 6      | 6           | 0               | 0            | 0             | 0       | 1              | 5        | 0       | 0          |   |
|              | 87     | 1        | 29     | 30          | 0               | 0            | 0             | 0       | 14             | 0        | 16      | 0          |   |
|              | CHANGE | 1-       | 23-    | 24-         | 0               | 0            | 0             | 0       | 13-            | 5+       | 16-     | 0          |   |
| HINTON PD    | 88     | 0        | 6      | 6           | 0               | 0            | 0             | 0       | 1              | 5        | 0       | 0          |   |
|              | 87     | 1        | 29     | 30          | 0               | 0            | 0             | 0       | 14             | 0        | 16      | 0          |   |
|              | CHANGE | 1-       | 23-    | 24-         | 0               | 0            | 0             | 0       | 13-            | 5+       | 16-     | 0          |   |
| *****        |        |          |        |             |                 |              |               |         |                |          |         |            |   |
| TAYLOR CTY   | TOTAL  | 88       | 17     | 58          | 75              | 0            | 0             | 1       | 0              | 5        | 26      | 40         | 3 |
|              | 87     | 16       | 16     | 32          | 0               | 0            | 0             | 0       | 4              | 5        | 22      | 1          |   |
|              | CHANGE | 1+       | 42+    | 43+         | 0               | 0            | 1+            | 0       | 1+             | 21+      | 18+     | 2+         |   |
| *****        |        |          |        |             |                 |              |               |         |                |          |         |            |   |
| RURAL        | 88     | 10       | 35     | 45          | 0               | 0            | 1             | 0       | 5              | 20       | 16      | 3          |   |
|              | 87     | 6        | 13     | 19          | 0               | 0            | 0             | 0       | 4              | 5        | 9       | 1          |   |
|              | CHANGE | 4+       | 22+    | 26+         | 0               | 0            | 1+            | 0       | 1+             | 15+      | 7+      | 2+         |   |
| SHERIFF      | 88     | 7        | 22     | 29          | 0               | 0            | 1             | 0       | 2              | 13       | 10      | 3          |   |
|              | 87     | 5        | 11     | 16          | 0               | 0            | 0             | 0       | 3              | 4        | 8       | 1          |   |
|              | CHANGE | 2+       | 11+    | 13+         | 0               | 0            | 1+            | 0       | 1-             | 9+       | 2+      | 2+         |   |
| STATE POLICE | 88     | 3        | 13     | 16          | 0               | 0            | 0             | 0       | 3              | 7        | 6       | 0          |   |
|              | 87     | 1        | 2      | 3           | 0               | 0            | 0             | 0       | 1              | 1        | 1       | 0          |   |
|              | CHANGE | 2+       | 11+    | 13+         | 0               | 0            | 0             | 0       | 2+             | 6+       | 5+      | 0          |   |
| MUNICIPAL    | 88     | 7        | 23     | 30          | 0               | 0            | 0             | 0       | 0              | 6        | 24      | 0          |   |
|              | 87     | 10       | 3      | 13          | 0               | 0            | 0             | 0       | 0              | 0        | 13      | 0          |   |
|              | CHANGE | 3-       | 20+    | 17+         | 0               | 0            | 0             | 0       | 0              | 6+       | 11+     | 0          |   |

PART I ARRESTS

PART I ARRESTS BY CHARGE AND AGENCY TYPE

|            |              | JUVENILE | ADULTS | GRAND TOTAL | CRIMINAL MURDER | HOMICIDE NEG | FORCIBLE MANSL | ROBBERY | AGGRAV ASSAULT | BURGLARY | LARCENY | AUTO THEFT |   |
|------------|--------------|----------|--------|-------------|-----------------|--------------|----------------|---------|----------------|----------|---------|------------|---|
| GRAFTON PD | 88           | 7        | 23     | 30          | 0               | 0            | 0              | 0       | 0              | 6        | 24      | 0          |   |
|            | 87           | 10       | 3      | 13          | 0               | 0            | 0              | 0       | 0              | 0        | 13      | 0          |   |
|            | CHANGE       | 3-       | 20+    | 17+         | 0               | 0            | 0              | 0       | 0              | 6+       | 11+     | 0          |   |
| *****      |              |          |        |             |                 |              |                |         |                |          |         |            |   |
| TUCKER CTY | TOTAL        | 88       | 7      | 19          | 26              | 0            | 0              | 1       | 0              | 3        | 10      | 12         | 0 |
|            | 87           | 9        | 7      | 16          | 1               | 0            | 0              | 0       | 1              | 4        | 3       | 7          |   |
|            | CHANGE       | 2-       | 12+    | 10+         | 1-              | 0            | 1+             | 0       | 2+             | 6+       | 9+      | 7-         |   |
| *****      |              |          |        |             |                 |              |                |         |                |          |         |            |   |
|            | RURAL        | 88       | 7      | 19          | 26              | 0            | 0              | 1       | 0              | 3        | 10      | 12         | 0 |
|            | 87           | 9        | 7      | 16          | 1               | 0            | 0              | 0       | 1              | 4        | 3       | 7          |   |
|            | CHANGE       | 2-       | 12+    | 10+         | 1-              | 0            | 1+             | 0       | 2+             | 6+       | 9+      | 7-         |   |
|            | SHERIFF      | 88       | 6      | 4           | 10              | 0            | 0              | 0       | 0              | 2        | 8       | 0          |   |
|            | 87           | 4        | 1      | 5           | 1               | 0            | 0              | 0       | 0              | 0        | 0       | 4          |   |
|            | CHANGE       | 2+       | 3+     | 5+          | 1-              | 0            | 0              | 0       | 0              | 2+       | 8+      | 4-         |   |
|            | STATE POLICE | 88       | 1      | 15          | 16              | 0            | 0              | 1       | 0              | 3        | 4       | 0          |   |
|            | 87           | 5        | 6      | 11          | 0               | 0            | 0              | 0       | 1              | 4        | 3       | 3          |   |
|            | CHANGE       | 4-       | 9+     | 5+          | 0               | 0            | 1+             | 0       | 2+             | 4+       | 1+      | 3-         |   |
|            | MUNICIPAL    | 88       | 0      | 0           | 0               | 0            | 0              | 0       | 0              | 0        | 0       | 0          |   |
|            | 87           | 0        | 0      | 0           | 0               | 0            | 0              | 0       | 0              | 0        | 0       | 0          |   |
|            | CHANGE       | 0        | 0      | 0           | 0               | 0            | 0              | 0       | 0              | 0        | 0       | 0          |   |
| PARSONS PD | 88           | 0        | 0      | 0           | 0               | 0            | 0              | 0       | 0              | 0        | 0       | 0          |   |
|            | 87           | 0        | 0      | 0           | 0               | 0            | 0              | 0       | 0              | 0        | 0       | 0          |   |
|            | CHANGE       | 0        | 0      | 0           | 0               | 0            | 0              | 0       | 0              | 0        | 0       | 0          |   |
| *****      |              |          |        |             |                 |              |                |         |                |          |         |            |   |
| TYLER CTY  | TOTAL        | 88       | 14     | 41          | 55              | 1            | 0              | 3       | 0              | 11       | 25      | 14         | 1 |
|            | 87           | 18       | 32     | 50          | 1               | 0            | 4              | 0       | 3              | 22       | 17      | 3          |   |
|            | CHANGE       | 4-       | 9+     | 5+          | 0               | 0            | 1-             | 0       | 8+             | 3+       | 3-      | 2-         |   |
| *****      |              |          |        |             |                 |              |                |         |                |          |         |            |   |
|            | RURAL        | 88       | 13     | 31          | 44              | 1            | 0              | 3       | 0              | 8        | 25      | 6          | 1 |
|            | 87           | 13       | 25     | 38          | 0               | 0            | 4              | 0       | 2              | 17       | 12      | 3          |   |
|            | CHANGE       | 0        | 6+     | 6+          | 1+              | 0            | 1-             | 0       | 6+             | 8+       | 6-      | 2-         |   |
|            | SHERIFF      | 88       | 10     | 25          | 35              | 1            | 0              | 0       | 0              | 6        | 23      | 4          | 1 |
|            | 87           | 11       | 20     | 31          | 0               | 0            | 4              | 0       | 1              | 17       | 9       | 0          |   |
|            | CHANGE       | 1-       | 5+     | 4+          | 1+              | 0            | 4-             | 0       | 5+             | 6+       | 5-      | 1+         |   |
|            | STATE POLICE | 88       | 3      | 6           | 9               | 0            | 0              | 3       | 0              | 2        | 2       | 0          |   |
|            | 87           | 2        | 5      | 7           | 0               | 0            | 0              | 0       | 1              | 0        | 3       | 3          |   |
|            | CHANGE       | 1+       | 1+     | 2+          | 0               | 0            | 3+             | 0       | 1+             | 2+       | 1-      | 3-         |   |
|            | MUNICIPAL    | 88       | 1      | 10          | 11              | 0            | 0              | 0       | 0              | 3        | 0       | 0          |   |
|            | 87           | 5        | 7      | 12          | 1               | 0            | 0              | 0       | 1              | 5        | 5       | 0          |   |
|            | CHANGE       | 4-       | 3+     | 1-          | 1-              | 0            | 0              | 0       | 2+             | 5-       | 3+      | 0          |   |



PART I ARRESTS BY CHARGE AND AGENCY TYPE

|                 |        | JUVENILE | ADULTS | GRAND<br>TOTAL | CRIMINAL<br>MURDER | HOMICIDE<br>NEG MANSL | FORCIBLE<br>RAPE | ROBBERY | AGGRAV<br>ASSAULT | BURGLARY | LARCENY | AUTO<br>THEFT |
|-----------------|--------|----------|--------|----------------|--------------------|-----------------------|------------------|---------|-------------------|----------|---------|---------------|
| PADEN CITY PD   | 88     | 0        | 1      | 1              | 0                  | 0                     | 0                | 0       | 1                 | 0        | 0       | 0             |
|                 | 87     | 0        | 3      | 3              | 1                  | 0                     | 0                | 0       | 1                 | 0        | 1       | 0             |
|                 | CHANGE | 0        | 2-     | 2-             | 1-                 | 0                     | 0                | 0       | 0                 | 0        | 1-      | 0             |
| SISTERSVILLE PD | 88     | 0        | 6      | 6              | 0                  | 0                     | 0                | 0       | 2                 | 0        | 4       | 0             |
|                 | 87     | 5        | 4      | 9              | 0                  | 0                     | 0                | 0       | 0                 | 5        | 4       | 0             |
|                 | CHANGE | 5-       | 2+     | 3-             | 0                  | 0                     | 0                | 0       | 2+                | 5-       | 0       | 0             |
| MIDDLEBOURNE PD | 88     | 1        | 3      | 4              | 0                  | 0                     | 0                | 0       | 0                 | 0        | 4       | 0             |
|                 | 87     | 0        | 0      | 0              | 0                  | 0                     | 0                | 0       | 0                 | 0        | 0       | 0             |
|                 | CHANGE | 1+       | 3+     | 4+             | 0                  | 0                     | 0                | 0       | 0                 | 0        | 4+      | 0             |
| *****           |        |          |        |                |                    |                       |                  |         |                   |          |         |               |
| UPSHUR CTY      | TOTAL  | 88       | 30     | 67             | 97                 | 0                     | 0                | 0       | 3                 | 21       | 61      | 12            |
|                 | 87     | 37       | 100    | 137            | 2                  | 0                     | 1                | 0       | 2                 | 42       | 86      | 4             |
|                 | CHANGE | 7-       | 33-    | 40-            | 2-                 | 0                     | 1-               | 0       | 1+                | 21-      | 25-     | 8+            |
| *****           |        |          |        |                |                    |                       |                  |         |                   |          |         |               |
| RURAL           | 88     | 13       | 46     | 59             | 0                  | 0                     | 0                | 0       | 0                 | 16       | 35      | 8             |
|                 | 87     | 24       | 64     | 88             | 2                  | 0                     | 1                | 0       | 1                 | 29       | 54      | 1             |
|                 | CHANGE | 11-      | 18-    | 29-            | 2-                 | 0                     | 1-               | 0       | 1-                | 13-      | 19-     | 7+            |
| SHERIFF         | 88     | 8        | 34     | 42             | 0                  | 0                     | 0                | 0       | 0                 | 11       | 28      | 3             |
|                 | 87     | 19       | 54     | 73             | 2                  | 0                     | 1                | 0       | 1                 | 22       | 46      | 1             |
|                 | CHANGE | 11-      | 20-    | 31-            | 2-                 | 0                     | 1-               | 0       | 1-                | 11-      | 18-     | 2+            |
| STATE POLICE    | 88     | 5        | 12     | 17             | 0                  | 0                     | 0                | 0       | 0                 | 5        | 7       | 5             |
|                 | 87     | 5        | 10     | 15             | 0                  | 0                     | 0                | 0       | 0                 | 7        | 8       | 0             |
|                 | CHANGE | 0        | 2+     | 2+             | 0                  | 0                     | 0                | 0       | 0                 | 2-       | 1-      | 5+            |
| MUNICIPAL       | 88     | 17       | 21     | 38             | 0                  | 0                     | 0                | 0       | 3                 | 5        | 26      | 4             |
|                 | 87     | 13       | 36     | 49             | 0                  | 0                     | 0                | 0       | 1                 | 13       | 32      | 3             |
|                 | CHANGE | 4+       | 15-    | 11-            | 0                  | 0                     | 0                | 0       | 2+                | 8-       | 6-      | 1+            |
| BUCKHANNON PD   | 88     | 17       | 21     | 38             | 0                  | 0                     | 0                | 0       | 3                 | 5        | 26      | 4             |
|                 | 87     | 13       | 36     | 49             | 0                  | 0                     | 0                | 0       | 1                 | 13       | 32      | 3             |
|                 | CHANGE | 4+       | 15-    | 11-            | 0                  | 0                     | 0                | 0       | 2+                | 8-       | 6-      | 1+            |
| *****           |        |          |        |                |                    |                       |                  |         |                   |          |         |               |
| WAYNE CTY       | TOTAL  | 88       | 19     | 158            | 177                | 5                     | 0                | 1       | 4                 | 19       | 55      | 89            |
|                 | 87     | 16       | 108    | 124            | 3                  | 0                     | 5                | 6       | 14                | 32       | 58      | 6             |
|                 | CHANGE | 3+       | 50+    | 53+            | 2+                 | 0                     | 4-               | 2-      | 5+                | 23+      | 31+     | 2-            |
| *****           |        |          |        |                |                    |                       |                  |         |                   |          |         |               |
| RURAL           | 88     | 12       | 138    | 150            | 5                  | 0                     | 1                | 4       | 19                | 47       | 70      | 4             |
|                 | 87     | 13       | 90     | 103            | 3                  | 0                     | 5                | 6       | 14                | 29       | 40      | 6             |
|                 | CHANGE | 1-       | 48+    | 47+            | 2+                 | 0                     | 4-               | 2-      | 5+                | 18+      | 30+     | 2-            |
| SHERIFF         | 88     | 2        | 45     | 47             | 0                  | 0                     | 0                | 2       | 4                 | 16       | 25      | 0             |
|                 | 87     | 1        | 35     | 36             | 1                  | 0                     | 1                | 0       | 6                 | 8        | 20      | 0             |
|                 | CHANGE | 1+       | 10+    | 11+            | 1-                 | 0                     | 1-               | 2+      | 2-                | 8+       | 5+      | 0             |

PART I ARRESTS

JUVENILE ADULTS GRAND CRIMINAL HOMICIDE FORCIBLE ROBBERY AGGRAV BURGLARY LARCENY AUTO  
TOTAL MURDER NEG MANSL RAPE ASSAULT THEFT

|              |    |    |     |     |    |   |    |    |    |     |     |    |
|--------------|----|----|-----|-----|----|---|----|----|----|-----|-----|----|
| STATE POLICE | 88 | 10 | 93  | 103 | 5  | 0 | 1  | 2  | 15 | 31  | 45  | 4  |
|              | 87 | 12 | 55  | 67  | 2  | 0 | 4  | 6  | 8  | 21  | 20  | 6  |
| CHANGE       |    | 2- | 38+ | 36+ | 3+ | 0 | 3- | 4- | 7+ | 10+ | 25+ | 2- |
| MUNICIPAL    | 88 | 7  | 20  | 27  | 0  | 0 | 0  | 0  | 0  | 8   | 19  | 0  |
|              | 87 | 3  | 18  | 21  | 0  | 0 | 0  | 0  | 0  | 3   | 18  | 0  |
| CHANGE       |    | 4+ | 2+  | 6+  | 0  | 0 | 0  | 0  | 0  | 5+  | 1+  | 0  |
| CEREDO PD    | 88 | 7  | 18  | 25  | 0  | 0 | 0  | 0  | 0  | 7   | 18  | 0  |
|              | 87 | 0  | 15  | 15  | 0  | 0 | 0  | 0  | 0  | 0   | 15  | 0  |
| CHANGE       |    | 7+ | 3+  | 10+ | 0  | 0 | 0  | 0  | 0  | 7+  | 3+  | 0  |
| KENOVA PD    | 88 | 0  | 1   | 1   | 0  | 0 | 0  | 0  | 0  | 1   | 0   | 0  |
|              | 87 | 0  | 3   | 3   | 0  | 0 | 0  | 0  | 0  | 0   | 3   | 0  |
| CHANGE       |    | 0  | 2-  | 2-  | 0  | 0 | 0  | 0  | 0  | 1+  | 3-  | 0  |
| WAYNE PD     | 88 | 0  | 0   | 0   | 0  | 0 | 0  | 0  | 0  | 0   | 0   | 0  |
|              | 87 | 0  | 0   | 0   | 0  | 0 | 0  | 0  | 0  | 0   | 0   | 0  |
| CHANGE       |    | 0  | 0   | 0   | 0  | 0 | 0  | 0  | 0  | 0   | 0   | 0  |
| FORT GAY PD  | 88 | 0  | 1   | 1   | 0  | 0 | 0  | 0  | 0  | 0   | 1   | 0  |
|              | 87 | 3  | 0   | 3   | 0  | 0 | 0  | 0  | 0  | 3   | 0   | 0  |
| CHANGE       |    | 3- | 1+  | 2-  | 0  | 0 | 0  | 0  | 0  | 3-  | 1+  | 0  |

\*\*\*\*\*  
WEBSTER CTY TOTAL 88 6 17 23 0 0 1 1 2 6 9 4  
87 15 20 35 0 0 0 0 1 23 8 3  
CHANGE 9- 3- 12- 0 0 1+ 1+ 1+ 17- 1+ 1+  
\*\*\*\*\*

|                    |    |    |    |     |   |   |    |    |    |     |    |    |
|--------------------|----|----|----|-----|---|---|----|----|----|-----|----|----|
| RURAL              | 88 | 6  | 17 | 23  | 0 | 0 | 1  | 1  | 2  | 6   | 9  | 4  |
|                    | 87 | 15 | 20 | 35  | 0 | 0 | 0  | 0  | 1  | 23  | 8  | 3  |
| CHANGE             |    | 9- | 3- | 12- | 0 | 0 | 1+ | 1+ | 1+ | 17- | 1+ | 1+ |
| SHERIFF            | 88 | 0  | 4  | 4   | 0 | 0 | 0  | 1  | 0  | 0   | 3  | 0  |
|                    | 87 | 0  | 3  | 3   | 0 | 0 | 0  | 0  | 0  | 1   | 2  | 0  |
| CHANGE             |    | 0  | 1+ | 1+  | 0 | 0 | 0  | 1+ | 0  | 1-  | 1+ | 0  |
| STATE POLICE       | 88 | 6  | 13 | 19  | 0 | 0 | 1  | 0  | 2  | 6   | 6  | 4  |
|                    | 87 | 15 | 17 | 32  | 0 | 0 | 0  | 0  | 1  | 22  | 6  | 3  |
| CHANGE             |    | 9- | 4- | 13- | 0 | 0 | 1+ | 0  | 1+ | 16- | 0  | 1+ |
| MUNICIPAL          | 88 | 0  | 0  | 0   | 0 | 0 | 0  | 0  | 0  | 0   | 0  | 0  |
|                    | 87 | 0  | 0  | 0   | 0 | 0 | 0  | 0  | 0  | 0   | 0  | 0  |
| CHANGE             |    | 0  | 0  | 0   | 0 | 0 | 0  | 0  | 0  | 0   | 0  | 0  |
| WEBSTER SPRINGS PD | 88 | 0  | 0  | 0   | 0 | 0 | 0  | 0  | 0  | 0   | 0  | 0  |
|                    | 87 | 0  | 0  | 0   | 0 | 0 | 0  | 0  | 0  | 0   | 0  | 0  |
| CHANGE             |    | 0  | 0  | 0   | 0 | 0 | 0  | 0  | 0  | 0   | 0  | 0  |

\*\*\*\*\*  
WETZEL CTY TOTAL 88 18 38 56 1 1 0 0 0 6 45 3  
87 15 46 61 1 1 0 2 1 9 47 1  
CHANGE 3+ 8- 5- 0 1+ 0 2- 1- 3- 2- 2+  
\*\*\*\*\*

PART I ARRESTS BY CHARGE AND AGENCY TYPE

|                     |        | JUVENILE | ADULTS | GRAND<br>TOTAL | CRIMINAL<br>MURDER | HOMICIDE<br>NEG MANSL | FORCIBLE<br>RAPE | ROBBERY | AGGRAV<br>ASSAULT | BURGLARY | LARCENY | AUTO<br>THEFT |
|---------------------|--------|----------|--------|----------------|--------------------|-----------------------|------------------|---------|-------------------|----------|---------|---------------|
| RURAL               | 88     | 0        | 9      | 9              | 1                  | 1                     | 0                | 0       | 0                 | 5        | 0       | 2             |
|                     | 87     | 2        | 12     | 14             | 1                  | 0                     | 0                | 2       | 1                 | 4        | 5       | 1             |
|                     | CHANGE | 2-       | 3-     | 5-             | 0                  | 1+                    | 0                | 2-      | 1-                | 1+       | 5-      | 1+            |
| SHERIFF             | 88     | 0        | 7      | 7              | 1                  | 1                     | 0                | 0       | 0                 | 5        | 0       | 0             |
|                     | 87     | 0        | 6      | 6              | 0                  | 0                     | 0                | 0       | 1                 | 2        | 3       | 0             |
|                     | CHANGE | 0        | 1+     | 1+             | 1+                 | 1+                    | 0                | 0       | 1-                | 3+       | 3-      | 0             |
| STATE POLICE        | 88     | 0        | 2      | 2              | 0                  | 0                     | 0                | 0       | 0                 | 0        | 0       | 2             |
|                     | 87     | 2        | 6      | 8              | 1                  | 0                     | 0                | 2       | 0                 | 2        | 2       | 1             |
|                     | CHANGE | 2-       | 4-     | 6-             | 1-                 | 0                     | 0                | 2-      | 0                 | 2-       | 2-      | 1+            |
| MUNICIPAL           | 88     | 18       | 29     | 47             | 0                  | 0                     | 0                | 0       | 0                 | 1        | 45      | 1             |
|                     | 87     | 13       | 34     | 47             | 0                  | 0                     | 0                | 0       | 0                 | 5        | 42      | 0             |
|                     | CHANGE | 5+       | 5-     | 0              | 0                  | 0                     | 0                | 0       | 0                 | 4-       | 3+      | 1+            |
| NEW MARTINSVILLE PD | 88     | 18       | 29     | 47             | 0                  | 0                     | 0                | 0       | 0                 | 1        | 45      | 1             |
|                     | 87     | 13       | 34     | 47             | 0                  | 0                     | 0                | 0       | 0                 | 5        | 42      | 0             |
|                     | CHANGE | 5+       | 5-     | 0              | 0                  | 0                     | 0                | 0       | 0                 | 4-       | 3+      | 1+            |
| *****               |        |          |        |                |                    |                       |                  |         |                   |          |         |               |
| WIRT CTY            | TOTAL  | 88       | 13     | 14             | 0                  | 0                     | 1                | 0       | 4                 | 1        | 8       | 0             |
|                     | 87     | 10       | 9      | 19             | 0                  | 0                     | 0                | 0       | 2                 | 9        | 5       | 3             |
|                     | CHANGE | 9-       | 4+     | 5-             | 0                  | 0                     | 1+               | 0       | 2+                | 8-       | 3+      | 3-            |
| *****               |        |          |        |                |                    |                       |                  |         |                   |          |         |               |
| RURAL               | 88     | 1        | 13     | 14             | 0                  | 0                     | 1                | 0       | 4                 | 1        | 8       | 0             |
|                     | 87     | 10       | 9      | 19             | 0                  | 0                     | 0                | 0       | 2                 | 9        | 5       | 3             |
|                     | CHANGE | 9-       | 4+     | 5-             | 0                  | 0                     | 1+               | 0       | 2+                | 8-       | 3+      | 3-            |
| SHERIFF             | 88     | 0        | 3      | 3              | 0                  | 0                     | 0                | 0       | 0                 | 0        | 3       | 0             |
|                     | 87     | 0        | 1      | 1              | 0                  | 0                     | 0                | 0       | 0                 | 0        | 1       | 0             |
|                     | CHANGE | 0        | 2+     | 2+             | 0                  | 0                     | 0                | 0       | 0                 | 0        | 2+      | 0             |
| STATE POLICE        | 88     | 1        | 10     | 11             | 0                  | 0                     | 1                | 0       | 4                 | 1        | 5       | 0             |
|                     | 87     | 10       | 8      | 18             | 0                  | 0                     | 0                | 0       | 2                 | 9        | 4       | 3             |
|                     | CHANGE | 9-       | 2+     | 7-             | 0                  | 0                     | 1+               | 0       | 2+                | 8-       | 1+      | 3-            |
| *****               |        |          |        |                |                    |                       |                  |         |                   |          |         |               |
| WOOD CTY            | TOTAL  | 88       | 246    | 389            | 635                | 1                     | 0                | 7       | 7                 | 24       | 109     | 456           |
|                     | 87     | 118      | 396    | 514            | 4                  | 0                     | 9                | 9       | 31                | 82       | 373     | 6             |
|                     | CHANGE | 128+     | 7-     | 121+           | 3-                 | 0                     | 2-               | 2-      | 7-                | 27+      | 83+     | 25+           |
| *****               |        |          |        |                |                    |                       |                  |         |                   |          |         |               |
| RURAL               | 88     | 8        | 43     | 51             | 0                  | 0                     | 1                | 0       | 4                 | 10       | 36      | 0             |
|                     | 87     | 27       | 57     | 84             | 1                  | 0                     | 0                | 2       | 7                 | 35       | 38      | 1             |
|                     | CHANGE | 19-      | 14-    | 33-            | 1-                 | 0                     | 1+               | 2-      | 3-                | 25-      | 2-      | 1-            |
| SHERIFF             | 88     | 0        | 33     | 33             | 0                  | 0                     | 0                | 0       | 2                 | 6        | 25      | 0             |
|                     | 87     | 0        | 24     | 24             | 1                  | 0                     | 0                | 0       | 0                 | 11       | 12      | 0             |
|                     | CHANGE | 0        | 9+     | 9+             | 1-                 | 0                     | 0                | 0       | 2+                | 5-       | 13+     | 0             |

PART I ARRESTS

PART I ARRESTS BY CHARGE AND AGENCY TYPE

|                 |        | JUVENILE | ADULTS | GRAND<br>TOTAL | CRIMINAL<br>MURDER | HOMICIDE<br>NEG MANSL | FORCIBLE<br>RAPE | ROBBERY | AGGRAV<br>ASSAULT | BURGLARY | LARCENY | AUTO<br>THEFT |
|-----------------|--------|----------|--------|----------------|--------------------|-----------------------|------------------|---------|-------------------|----------|---------|---------------|
| STATE POLICE    | 88     | 8        | 10     | 18             | 0                  | 0                     | 1                | 0       | 2                 | 4        | 11      | 0             |
|                 | 87     | 27       | 33     | 60             | 0                  | 0                     | 0                | 2       | 7                 | 24       | 26      | 1             |
|                 | CHANGE | 19-      | 23-    | 42-            | 0                  | 0                     | 1+               | 2-      | 5-                | 20-      | 15-     | 1-            |
| MUNICIPAL       | 88     | 238      | 346    | 584            | 1                  | 0                     | 6                | 7       | 20                | 99       | 420     | 31            |
|                 | 87     | 91       | 339    | 430            | 3                  | 0                     | 9                | 7       | 24                | 47       | 335     | 5             |
|                 | CHANGE | 147+     | 7+     | 154+           | 2-                 | 0                     | 3-               | 0       | 4-                | 52+      | 85+     | 26+           |
| PARKERSBURG PD  | 88     | 196      | 241    | 437            | 1                  | 0                     | 6                | 6       | 19                | 85       | 290     | 30            |
|                 | 87     | 29       | 230    | 259            | 3                  | 0                     | 9                | 7       | 24                | 42       | 169     | 5             |
|                 | CHANGE | 167+     | 11+    | 178+           | 2-                 | 0                     | 3-               | 1-      | 5-                | 43+      | 121+    | 25+           |
| VIENNA PD       | 88     | 41       | 103    | 144            | 0                  | 0                     | 0                | 1       | 1                 | 12       | 129     | 1             |
|                 | 87     | 62       | 108    | 170            | 0                  | 0                     | 0                | 0       | 0                 | 5        | 165     | 0             |
|                 | CHANGE | 21-      | 5-     | 26-            | 0                  | 0                     | 0                | 1+      | 1+                | 7+       | 36-     | 1+            |
| WILLIAMSTOWN PD | 88     | 1        | 2      | 3              | 0                  | 0                     | 0                | 0       | 0                 | 2        | 1       | 0             |
|                 | 87     | 0        | 1      | 1              | 0                  | 0                     | 0                | 0       | 0                 | 0        | 1       | 0             |
|                 | CHANGE | 1+       | 1+     | 2+             | 0                  | 0                     | 0                | 0       | 0                 | 2+       | 0       | 0             |
| *****           |        |          |        |                |                    |                       |                  |         |                   |          |         |               |
| WYOMING CTY     | TOTAL  | 88       | 19     | 86             | 105                | 3                     | 0                | 0       | 2                 | 14       | 22      | 15            |
|                 | 87     | 37       | 122    | 159            | 2                  | 0                     | 0                | 0       | 18                | 42       | 66      | 31            |
|                 | CHANGE | 18-      | 36-    | 54-            | 1+                 | 0                     | 0                | 2+      | 4-                | 20-      | 17-     | 16-           |
| *****           |        |          |        |                |                    |                       |                  |         |                   |          |         |               |
| RURAL           | 88     | 15       | 65     | 80             | 2                  | 0                     | 0                | 2       | 11                | 16       | 37      | 12            |
|                 | 87     | 20       | 91     | 111            | 2                  | 0                     | 0                | 0       | 17                | 32       | 43      | 17            |
|                 | CHANGE | 5-       | 26-    | 31-            | 0                  | 0                     | 0                | 2+      | 6-                | 16-      | 6-      | 5-            |
| SHERIFF         | 88     | 2        | 45     | 47             | 2                  | 0                     | 0                | 1       | 11                | 3        | 25      | 5             |
|                 | 87     | 0        | 66     | 66             | 2                  | 0                     | 0                | 0       | 15                | 7        | 37      | 5             |
|                 | CHANGE | 2+       | 21-    | 19-            | 0                  | 0                     | 0                | 1+      | 4-                | 4-       | 12-     | 0             |
| STATE POLICE    | 88     | 13       | 20     | 33             | 0                  | 0                     | 0                | 1       | 0                 | 13       | 12      | 7             |
|                 | 87     | 20       | 25     | 45             | 0                  | 0                     | 0                | 0       | 2                 | 25       | 6       | 12            |
|                 | CHANGE | 7-       | 5-     | 12-            | 0                  | 0                     | 0                | 1+      | 2-                | 12-      | 6+      | 5-            |
| MUNICIPAL       | 88     | 4        | 21     | 25             | 1                  | 0                     | 0                | 0       | 3                 | 6        | 12      | 3             |
|                 | 87     | 17       | 31     | 48             | 0                  | 0                     | 0                | 0       | 1                 | 10       | 23      | 14            |
|                 | CHANGE | 13-      | 10-    | 23-            | 1+                 | 0                     | 0                | 0       | 2+                | 4-       | 11-     | 11-           |
| MULLENS PD      | 88     | 1        | 3      | 4              | 0                  | 0                     | 0                | 0       | 1                 | 0        | 1       | 2             |
|                 | 87     | 0        | 1      | 1              | 0                  | 0                     | 0                | 0       | 0                 | 0        | 0       | 1             |
|                 | CHANGE | 1+       | 2+     | 3+             | 0                  | 0                     | 0                | 0       | 1+                | 0        | 1+      | 1+            |
| PINEVILLE PD    | 88     | 1        | 6      | 7              | 1                  | 0                     | 0                | 0       | 1                 | 1        | 3       | 1             |
|                 | 87     | 0        | 3      | 3              | 0                  | 0                     | 0                | 0       | 0                 | 0        | 3       | 0             |
|                 | CHANGE | 1+       | 3+     | 4+             | 1+                 | 0                     | 0                | 0       | 1+                | 1+       | 0       | 1+            |
| OCEANA PD       | 88     | 2        | 12     | 14             | 0                  | 0                     | 0                | 0       | 1                 | 5        | 8       | 0             |
|                 | 87     | 17       | 27     | 44             | 0                  | 0                     | 0                | 0       | 1                 | 10       | 20      | 13            |
|                 | CHANGE | 15-      | 15-    | 30-            | 0                  | 0                     | 0                | 0       | 0                 | 5-       | 12-     | 13-           |

## **PART II ARRESTS BY CHARGE AND AGENCY TYPE**

The report in this section details the number of persons arrested for Part II Offenses for the reporting periods of 1988 and 1987. Definitions for each of the Part II Offenses may be found in this book in the Table of Contents under the category entitled "Classification of Offenses."

# PART II ARRESTS

## PART II ARRESTS BY CHARGE AND AGENCY TYPE

|                     | JUVENILE | ADULTS | GRAND TOTAL | OTHER ASSAULTS | ARSON | FORGERY | FRAUD | EMBEZZLE | STOLEN PROPERTY | VANDAL | ILLEGAL WEAPONS |      |
|---------------------|----------|--------|-------------|----------------|-------|---------|-------|----------|-----------------|--------|-----------------|------|
| *****               |          |        |             |                |       |         |       |          |                 |        |                 |      |
| WEST VIRGINIA TOTAL | 88       | 3732   | 45785       | 49517          | 6194  | 128     | 458   | 4600     | 93              | 465    | 1677            | 2284 |
|                     | 87       | 3520   | 49834       | 53354          | 6343  | 106     | 520   | 6431     | 88              | 531    | 1598            | 2485 |
| CHANGE              |          | 212+   | 4049-       | 3837-          | 149-  | 22+     | 62-   | 1831-    | 5+              | 66-    | 79+             | 201- |
| *****               |          |        |             |                |       |         |       |          |                 |        |                 |      |
| RURAL               | 88       | 1142   | 25002       | 26144          | 4120  | 71      | 308   | 4267     | 63              | 292    | 952             | 1771 |
|                     | 87       | 1108   | 27180       | 28288          | 4087  | 61      | 319   | 6089     | 59              | 355    | 891             | 1909 |
| CHANGE              |          | 34+    | 2178-       | 2144-          | 33+   | 10+     | 11-   | 1822-    | 4+              | 63-    | 61+             | 138- |
| SHERIFF'S           | 88       | 591    | 16630       | 17221          | 3310  | 35      | 118   | 3853     | 25              | 80     | 734             | 441  |
|                     | 87       | 617    | 18573       | 19190          | 3210  | 23      | 104   | 5666     | 20              | 109    | 673             | 471  |
| CHANGE              |          | 26-    | 1943-       | 1969-          | 100+  | 12+     | 14+   | 1813-    | 5+              | 29-    | 61+             | 30-  |
| STATE POLICE        | 88       | 495    | 7194        | 7689           | 809   | 36      | 190   | 414      | 38              | 212    | 218             | 176  |
|                     | 87       | 408    | 7412        | 7820           | 877   | 38      | 215   | 423      | 39              | 246    | 217             | 237  |
| CHANGE              |          | 87+    | 218-        | 131-           | 68-   | 2-      | 25-   | 9-       | 1-              | 34-    | 1+              | 61-  |
| MUNICIPAL           | 88       | 2590   | 20783       | 23373          | 2074  | 57      | 150   | 333      | 30              | 173    | 725             | 513  |
|                     | 87       | 2412   | 22654       | 25066          | 2256  | 45      | 201   | 342      | 29              | 176    | 707             | 576  |
| CHANGE              |          | 178+   | 1871-       | 1693-          | 182-  | 12+     | 51-   | 9-       | 1+              | 3-     | 18+             | 63-  |
| *****               |          |        |             |                |       |         |       |          |                 |        |                 |      |
| BARBOUR CTY TOTAL   | 88       | 12     | 386         | 398            | 22    | 1       | 2     | 83       | 2               | 0      | 5               | 23   |
|                     | 87       | 32     | 227         | 259            | 19    | 0       | 6     | 3        | 0               | 2      | 11              | 17   |
| CHANGE              |          | 20-    | 159+        | 139+           | 3+    | 1+      | 4-    | 80+      | 2+              | 2-     | 6-              | 6+   |
| *****               |          |        |             |                |       |         |       |          |                 |        |                 |      |
| RURAL               | 88       | 2      | 241         | 243            | 22    | 1       | 2     | 83       | 1               | 0      | 5               | 21   |
|                     | 87       | 5      | 157         | 162            | 17    | 0       | 5     | 3        | 0               | 2      | 0               | 15   |
| CHANGE              |          | 3-     | 84+         | 81+            | 5+    | 1+      | 3-    | 80+      | 1+              | 2-     | 5+              | 6+   |
| SHERIFF             | 88       | 0      | 188         | 188            | 20    | 1       | 0     | 82       | 0               | 0      | 5               | 21   |
|                     | 87       | 1      | 127         | 128            | 14    | 0       | 4     | 2        | 0               | 1      | 0               | 13   |
| CHANGE              |          | 1-     | 61+         | 60+            | 6+    | 1+      | 4-    | 80+      | 0               | 1-     | 5+              | 8+   |
| STATE POLICE        | 88       | 2      | 53          | 55             | 2     | 0       | 2     | 1        | 1               | 0      | 0               | 0    |
|                     | 87       | 4      | 30          | 34             | 3     | 0       | 1     | 1        | 1               | 1      | 0               | 2    |
| CHANGE              |          | 2-     | 23+         | 21+            | 1-    | 0       | 1+    | 0        | 1+              | 1-     | 0               | 2-   |
| MUNICIPAL           | 88       | 10     | 145         | 155            | 0     | 0       | 0     | 0        | 1               | 0      | 0               | 2    |
|                     | 87       | 27     | 70          | 97             | 2     | 0       | 1     | 0        | 0               | 0      | 11              | 2    |
| CHANGE              |          | 17-    | 75+         | 58+            | 2-    | 0       | 1-    | 0        | 1+              | 0      | 11-             | 0    |
| BELINGTON PD        | 88       | 1      | 47          | 48             | 0     | 0       | 0     | 0        | 0               | 0      | 0               | 0    |
|                     | 87       | 11     | 31          | 42             | 2     | 0       | 0     | 0        | 0               | 0      | 11              | 1    |
| CHANGE              |          | 10-    | 16+         | 6+             | 2-    | 0       | 0     | 0        | 0               | 0      | 11-             | 1-   |
| PHILIPPI PD         | 88       | 9      | 98          | 107            | 0     | 0       | 0     | 0        | 1               | 0      | 0               | 2    |
|                     | 87       | 16     | 39          | 55             | 0     | 0       | 1     | 0        | 0               | 0      | 0               | 1    |
| CHANGE              |          | 7-     | 59+         | 52+            | 0     | 0       | 1-    | 0        | 1+              | 0      | 0               | 1+   |
| *****               |          |        |             |                |       |         |       |          |                 |        |                 |      |
| BERKELEY CTY TOTAL  | 88       | 251    | 1866        | 2117           | 224   | 9       | 24    | 19       | 6               | 38     | 34              | 79   |
|                     | 87       | 269    | 1738        | 2007           | 242   | 1       | 15    | 15       | 1               | 16     | 20              | 61   |
| CHANGE              |          | 18-    | 128+        | 110+           | 18-   | 8+      | 9+    | 4+       | 5+              | 22+    | 14+             | 18+  |
| *****               |          |        |             |                |       |         |       |          |                 |        |                 |      |
| RURAL               | 88       | 17     | 811         | 828            | 66    | 3       | 5     | 10       | 1               | 14     | 34              | 34   |
|                     | 87       | 23     | 609         | 632            | 67    | 0       | 7     | 6        | 0               | 7      | 20              | 37   |
| CHANGE              |          | 6-     | 202+        | 196+           | 1-    | 3+      | 2-    | 4+       | 1+              | 7+     | 14+             | 3-   |
| SHERIFF             | 88       | 9      | 628         | 637            | 60    | 3       | 5     | 4        | 1               | 8      | 31              | 28   |
|                     | 87       | 21     | 424         | 445            | 56    | 0       | 3     | 6        | 0               | 3      | 11              | 30   |
| CHANGE              |          | 12-    | 204+        | 192+           | 4+    | 3+      | 2+    | 2-       | 1+              | 5+     | 20+             | 2-   |
| STATE POLICE        | 88       | 8      | 183         | 191            | 6     | 0       | 0     | 6        | 0               | 6      | 3               | 6    |
|                     | 87       | 2      | 185         | 187            | 11    | 0       | 0     | 0        | 0               | 4      | 9               | 7    |
| CHANGE              |          | 6+     | 2-          | 4+             | 5-    | 0       | 4-    | 6+       | 0               | 2+     | 6-              | 1-   |
| MUNICIPAL           | 88       | 234    | 1055        | 1289           | 158   | 6       | 19    | 9        | 5               | 24     | 0               | 45   |
|                     | 87       | 246    | 1129        | 1375           | 175   | 1       | 8     | 9        | 1               | 9      | 0               | 24   |
| CHANGE              |          | 12-    | 74-         | 86-            | 17-   | 5+      | 11+   | 0        | 4+              | 15+    | 0               | 21+  |
| MARTINSBURG PD      | 88       | 234    | 1055        | 1289           | 158   | 6       | 19    | 9        | 5               | 24     | 0               | 45   |
|                     | 87       | 246    | 1129        | 1375           | 175   | 1       | 8     | 9        | 1               | 9      | 0               | 24   |
| CHANGE              |          | 12-    | 74-         | 86-            | 17-   | 5+      | 11+   | 0        | 4+              | 15+    | 0               | 21+  |
| *****               |          |        |             |                |       |         |       |          |                 |        |                 |      |
| BOONE CTY TOTAL     | 88       | 9      | 441         | 450            | 108   | 2       | 1     | 116      | 0               | 0      | 30              | 24   |
|                     | 87       | 8      | 474         | 482            | 56    | 1       | 3     | 24       | 0               | 2      | 12              | 31   |
| CHANGE              |          | 1+     | 33-         | 32-            | 52+   | 1+      | 2-    | 92+      | 0               | 2-     | 18+             | 7-   |
| *****               |          |        |             |                |       |         |       |          |                 |        |                 |      |
| RURAL               | 88       | 7      | 426         | 433            | 107   | 2       | 1     | 116      | 0               | 0      | 28              | 24   |
|                     | 87       | 2      | 424         | 426            | 50    | 1       | 3     | 24       | 0               | 2      | 8               | 31   |
| CHANGE              |          | 5+     | 2+          | 7+             | 57+   | 1+      | 2-    | 92+      | 0               | 2-     | 20+             | 7-   |
| SHERIFF             | 88       | 0      | 390         | 390            | 100   | 2       | 0     | 116      | 0               | 0      | 21              | 24   |
|                     | 87       | 0      | 373         | 373            | 42    | 0       | 0     | 21       | 0               | 0      | 6               | 27   |
| CHANGE              |          | 0      | 17+         | 17+            | 58+   | 2+      | 0     | 95+      | 0               | 0      | 15+             | 3-   |
| STATE POLICE        | 88       | 7      | 36          | 43             | 7     | 0       | 1     | 0        | 0               | 0      | 7               | 0    |
|                     | 87       | 2      | 51          | 53             | 8     | 1       | 3     | 3        | 0               | 2      | 4               | 4    |
| CHANGE              |          | 5+     | 15-         | 10-            | 1-    | 1-      | 2-    | 3-       | 0               | 2-     | 5+              | 4-   |
| MUNICIPAL           | 88       | 2      | 15          | 17             | 1     | 0       | 0     | 0        | 0               | 0      | 2               | 0    |
|                     | 87       | 6      | 50          | 56             | 6     | 0       | 0     | 0        | 0               | 0      | 4               | 0    |
| CHANGE              |          | 4-     | 35-         | 39-            | 5-    | 0       | 0     | 0        | 0               | 0      | 2-              | 0    |
| MADISON PD          | 88       | 0      | 1           | 1              | 1     | 0       | 0     | 0        | 0               | 0      | 0               | 0    |
|                     | 87       | 0      | 25          | 25             | 2     | 0       | 0     | 0        | 0               | 0      | 0               | 0    |
| CHANGE              |          | 0      | 24-         | 24-            | 1-    | 0       | 0     | 0        | 0               | 0      | 0               | 0    |

|       | COML VICE | SEX OFFENSES | NARCOTIC & DRUG | GAMBLING | FAMILY OFFENSES | DUI  | LIQUOR LAWS | DRUNK | DISORD | VAG | OTHER | SUSPICION | CURFEW | RUNAWAYS |
|-------|-----------|--------------|-----------------|----------|-----------------|------|-------------|-------|--------|-----|-------|-----------|--------|----------|
| ***** |           |              |                 |          |                 |      |             |       |        |     |       |           |        |          |
| HVAAL | 69        | 362          | 1130            | 39       | 166             | 7725 | 776         | 9582  | 1680   | 42  | 10739 | 0         | 510    | 818      |
|       | 135       | 337          | 1646            | 134      | 198             | 7558 | 855         | 10270 | 1874   | 49  | 11275 | 0         | 296    | 695      |
|       | 66-       | 25+          | 516-            | 95-      | 52-             | 167+ | 77-         | 688-  | 146-   | 7-  | 316-  | 0         | 14+    | 123+     |
| ***** |           |              |                 |          |                 |      |             |       |        |     |       |           |        |          |
| HVARU | 7         | 205          | 625             | 33       | 84              | 3960 | 85          | 2142  | 79     | 10  | 6696  | 0         | 2      | 372      |
|       | 7         | 180          | 964             | 69       | 158             | 3550 | 204         | 2265  | 79     | 16  | 6698  | 0         | 15     | 313      |
|       | 0         | 25+          | 339-            | 36-      | 74-             | 410+ | 119-        | 123-  | 0      | 6-  | 2-    | 0         | 13-    | 59+      |
| HVASO | 0         | 76           | 176             | 1        | 35              | 1841 | 18          | 1242  | 56     | 3   | 4914  | 0         | 0      | 263      |
|       | 5         | 82           | 337             | 0        | 94              | 1820 | 45          | 1367  | 59     | 14  | 4873  | 0         | 12     | 206      |
|       | 5-        | 6-           | 161-            | 1+       | 59-             | 21+  | 27-         | 125-  | 3-     | 11- | 41+   | 0         | 12-    | 57+      |
| HVASP | 6         | 129          | 420             | 32       | 49              | 2119 | 67          | 897   | 23     | 7   | 1736  | 0         | 2      | 109      |
|       | 1         | 98           | 605             | 69       | 64              | 1726 | 159         | 894   | 20     | 2   | 1780  | 0         | 3      | 107      |
|       | 5+        | 31+          | 185-            | 37-      | 15-             | 393+ | 92-         | 3+    | 3+     | 5+  | 44-   | 0         | 1-     | 2+       |
| HVAZZ | 62        | 157          | 505             | 6        | 62              | 3765 | 691         | 7440  | 1601   | 32  | 4243  | 0         | 308    | 446      |
|       | 128       | 157          | 682             | 65       | 40              | 4008 | 649         | 8005  | 1747   | 33  | 4557  | 0         | 281    | 382      |
|       | 66-       | 0            | 177-            | 59-      | 22+             | 243- | 42+         | 565-  | 146-   | 1-  | 314-  | 0         | 27+    | 64+      |
| ***** |           |              |                 |          |                 |      |             |       |        |     |       |           |        |          |
| 001AL | 0         | 5            | 6               | 0        | 3               | 90   | 7           | 85    | 10     | 2   | 52    | 0         | 0      | 0        |
|       | 0         | 2            | 10              | 0        | 5               | 46   | 12          | 32    | 6      | 0   | 82    | 0         | 2      | 4        |
|       | 0         | 3+           | 4-              | 0        | 2-              | 44+  | 5-          | 53+   | 4+     | 2+  | 30-   | 0         | 2-     | 4-       |
| ***** |           |              |                 |          |                 |      |             |       |        |     |       |           |        |          |
| 001RU | 0         | 4            | 0               | 0        | 3               | 49   | 0           | 19    | 2      | 1   | 30    | 0         | 0      | 0        |
|       | 0         | 2            | 6               | 0        | 5               | 31   | 0           | 11    | 2      | 0   | 63    | 0         | 0      | 0        |
|       | 0         | 2+           | 6-              | 0        | 2-              | 18+  | 0           | 8+    | 0      | 1+  | 33-   | 0         | 0      | 0        |
| 001SO | 0         | 4            | 0               | 0        | 1               | 19   | 0           | 14    | 1      | 1   | 19    | 0         | 0      | 0        |
|       | 0         | 1            | 1               | 0        | 4               | 18   | 0           | 8     | 1      | 0   | 61    | 0         | 0      | 0        |
|       | 0         | 3+           | 1-              | 0        | 3-              | 1+   | 0           | 6+    | 0      | 1+  | 42-   | 0         | 0      | 0        |
| 001SP | 0         | 0            | 0               | 0        | 2               | 30   | 0           | 5     | 1      | 0   | 11    | 0         | 0      | 0        |
|       | 0         | 1            | 5               | 0        | 1               | 13   | 0           | 3     | 1      | 0   | 2     | 0         | 0      | 0        |
|       | 0         | 1-           | 5-              | 0        | 1+              | 17+  | 0           | 2+    | 0      | 0   | 9+    | 0         | 0      | 0        |
| 001ZZ | 0         | 1            | 6               | 0        | 0               | 41   | 7           | 66    | 8      | 1   | 22    | 0         | 0      | 0        |
|       | 0         | 0            | 4               | 0        | 0               | 15   | 12          | 21    | 4      | 0   | 19    | 0         | 2      | 4        |
|       | 0         | 1+           | 2+              | 0        | 0               | 26+  | 5-          | 45+   | 4+     | 1+  | 3+    | 0         | 2-     | 4-       |
| 00101 | 0         | 0            | 0               | 0        | 0               | 36   | 0           | 7     | 4      | 1   | 0     | 0         | 0      | 0        |
|       | 0         | 0            | 1-              | 0        | 0               | 10   | 1           | 10    | 1      | 0   | 5     | 0         | 0      | 0        |
|       | 0         | 0            | 1-              | 0        | 0               | 26+  | 1-          | 3-    | 3+     | 1+  | 5-    | 0         | 0      | 0        |
| 00102 | 0         | 1            | 6               | 0        | 0               | 5    | 7           | 59    | 4      | 0   | 22    | 0         | 0      | 0        |
|       | 0         | 0            | 3               | 0        | 0               | 5    | 11          | 11    | 3      | 0   | 14    | 0         | 2      | 4        |
|       | 0         | 1+           | 3+              | 0        | 0               | 0    | 4-          | 48+   | 1+     | 0   | 8+    | 0         | 2-     | 4-       |
| ***** |           |              |                 |          |                 |      |             |       |        |     |       |           |        |          |
| 002AL | 0         | 4            | 42              | 0        | 2               | 148  | 61          | 315   | 129    | 0   | 929   | 0         | 18     | 36       |
|       | 0         | 14           | 112             | 0        | 2               | 126  | 3           | 344   | 158    | 1   | 840   | 0         | 17     | 39       |
|       | 0         | 10-          | 70-             | 0        | 0               | 22+  | 58+         | 29-   | 9-     | 1-  | 89+   | 0         | 1+     | 3-       |
| ***** |           |              |                 |          |                 |      |             |       |        |     |       |           |        |          |
| 002RU | 0         | 2            | 24              | 0        | 0               | 98   | 3           | 103   | 0      | 0   | 431   | 0         | 0      | 0        |
|       | 0         | 6            | 91              | 0        | 1-              | 72   | 0           | 96    | 0      | 1-  | 219   | 0         | 0      | 2        |
|       | 0         | 4-           | 67-             | 0        | 1-              | 26+  | 3+          | 7+    | 0      | 1-  | 212+  | 0         | 0      | 2-       |
| 002SO | 0         | 2            | 14              | 0        | 0               | 50   | 3           | 64    | 0      | 0   | 364   | 0         | 0      | 0        |
|       | 0         | 3            | 9               | 0        | 1               | 39   | 0           | 72    | 0      | 1   | 209   | 0         | 0      | 2        |
|       | 0         | 1-           | 5+              | 0        | 1-              | 11+  | 3+          | 8-    | 0      | 1-  | 155+  | 0         | 0      | 2-       |
| 002SP | 0         | 0            | 10              | 0        | 0               | 48   | 0           | 39    | 0      | 0   | 67    | 0         | 0      | 0        |
|       | 0         | 3            | 82              | 0        | 0               | 33   | 0           | 24    | 0      | 0   | 10    | 0         | 0      | 0        |
|       | 0         | 3-           | 72-             | 0        | 0               | 15+  | 0           | 15+   | 0      | 0   | 57+   | 0         | 0      | 0        |
| 002ZZ | 0         | 2            | 18              | 0        | 2               | 50   | 58          | 212   | 129    | 0   | 498   | 0         | 18     | 36       |
|       | 0         | 8            | 21              | 0        | 1               | 54   | 3           | 248   | 138    | 0   | 621   | 0         | 17     | 37       |
|       | 0         | 6-           | 3-              | 0        | 1+              | 4-   | 55+         | 36-   | 9-     | 0   | 123-  | 0         | 1+     | 1-       |
| 00201 | 0         | 2            | 18              | 0        | 2               | 50   | 58          | 212   | 129    | 0   | 498   | 0         | 18     | 36       |
|       | 0         | 8            | 21              | 0        | 1               | 54   | 3           | 248   | 138    | 0   | 621   | 0         | 17     | 37       |
|       | 0         | 6-           | 3-              | 0        | 1+              | 4-   | 55+         | 36-   | 9-     | 0   | 123-  | 0         | 1+     | 1-       |
| ***** |           |              |                 |          |                 |      |             |       |        |     |       |           |        |          |
| 003AL | 0         | 7            | 1               | 0        | 2               | 82   | 0           | 18    | 3      | 0   | 56    | 0         | 0      | 0        |
|       | 0         | 0            | 8               | 0        | 0               | 156  | 1           | 147   | 0      | 0   | 36    | 0         | 0      | 5        |
|       | 0         | 7+           | 7-              | 0        | 2+              | 74-  | 1-          | 129-  | 3+     | 0   | 20+   | 0         | 0      | 5-       |
| ***** |           |              |                 |          |                 |      |             |       |        |     |       |           |        |          |
| 003RU | 0         | 7            | 1               | 0        | 2               | 73   | 0           | 15    | 1      | 0   | 56    | 0         | 0      | 0        |
|       | 0         | 8            | 7-              | 0        | 2+              | 136  | 0           | 138   | 1+     | 0   | 23    | 0         | 0      | 2        |
|       | 0         | 7+           | 7-              | 0        | 2+              | 63-  | 0           | 123-  | 1+     | 0   | 33+   | 0         | 0      | 2-       |
| 003SO | 0         | 6            | 1               | 0        | 1               | 59   | 0           | 12    | 1      | 0   | 47    | 0         | 0      | 0        |
|       | 0         | 3            | 3               | 0        | 1+              | 124  | 0           | 138   | 0      | 0   | 12    | 0         | 0      | 0        |
|       | 0         | 6+           | 2-              | 0        | 1+              | 65-  | 0           | 126-  | 1+     | 0   | 35+   | 0         | 0      | 0        |
| 003SP | 0         | 1            | 0               | 0        | 1               | 14   | 0           | 3     | 0      | 0   | 9     | 0         | 0      | 0        |
|       | 0         | 0            | 5               | 0        | 0               | 12   | 0           | 0     | 0      | 0   | 11    | 0         | 0      | 2        |
|       | 0         | 1+           | 5-              | 0        | 1+              | 2+   | 0           | 3+    | 0      | 0   | 2-    | 0         | 0      | 2-       |
| 003ZZ | 0         | 0            | 0               | 0        | 0               | 9    | 0           | 3     | 2      | 0   | 0     | 0         | 0      | 0        |
|       | 0         | 0            | 0               | 0        | 0               | 20   | 1           | 9     | 0      | 0   | 13    | 0         | 0      | 3        |
|       | 0         | 0            | 0               | 0        | 0               | 11-  | 1-          | 6-    | 2+     | 0   | 13-   | 0         | 0      | 3-       |
| 00301 | 0         | 0            | 0               | 0        | 0               | 0    | 0           | 0     | 0      | 0   | 0     | 0         | 0      | 0        |
|       | 0         | 0            | 0               | 0        | 0               | 8    | 1           | 6     | 0      | 0   | 8     | 0         | 0      | 0        |
|       | 0         | 0            | 0               | 0        | 0               | 8-   | 1-          | 6-    | 0      | 0   | 8-    | 0         | 0      | 0        |

# PART II ARRESTS

## PART II ARRESTS BY CHARGE AND AGENCY TYPE

|                    |              | JUVENILE | ADULTS | GRAND TOTAL | OTHER ASSAULTS | ARSON | FORGERY | FRAUD | EMBEZZLE | STOLEN PROPERTY | VANDAL | ILLEGAL WEAPONS |
|--------------------|--------------|----------|--------|-------------|----------------|-------|---------|-------|----------|-----------------|--------|-----------------|
| WHITESVILLE PD     | 88           | 2        | 2      | 4           | 0              | 0     | 0       | 0     | 0        | 0               | 0      | 0               |
|                    | 87           | 1        | 1      | 2           | 0              | 0     | 0       | 0     | 0        | 0               | 2      | 0               |
|                    | CHANGE       | 1+       | 1+     | 2+          | 0              | 0     | 0       | 0     | 0        | 0               | 2-     | 0               |
| DANVILLE PD        | 88           | 0        | 12     | 12          | 0              | 0     | 0       | 0     | 0        | 0               | 2      | 0               |
|                    | 87           | 5        | 24     | 29          | 4              | 0     | 0       | 0     | 0        | 0               | 2      | 0               |
|                    | CHANGE       | 5-       | 12-    | 17-         | 4-             | 0     | 0       | 0     | 0        | 0               | 0      | 0               |
| *****              |              |          |        |             |                |       |         |       |          |                 |        |                 |
| BRAXTON CTY        | TOTAL        | 88       | 16     | 205         | 221            | 9     | 0       | 4     | 3        | 0               | 2      | 68              |
|                    | 87           | 10       | 236    | 246         | 17             | 0     | 2       | 2     | 1        | 3               | 0      | 43              |
|                    | CHANGE       | 6+       | 31-    | 25-         | 8-             | 0     | 2+      | 1+    | 1-       | 1-              | 0      | 25+             |
| *****              |              |          |        |             |                |       |         |       |          |                 |        |                 |
|                    | RURAL        | 88       | 10     | 164         | 174            | 9     | 0       | 4     | 3        | 0               | 2      | 68              |
|                    | 87           | 7        | 202    | 209         | 17             | 0     | 2       | 2     | 1        | 3               | 0      | 43              |
|                    | CHANGE       | 3+       | 38-    | 35-         | 8-             | 0     | 2+      | 1+    | 1-       | 1-              | 0      | 25+             |
|                    | SHERIFF      | 88       | 5      | 87          | 92             | 3     | 0       | 1     | 2        | 0               | 0      | 68              |
|                    | 87           | 4        | 120    | 124         | 11             | 0     | 0       | 2     | 0        | 1               | 0      | 42              |
|                    | CHANGE       | 1+       | 33-    | 32-         | 8-             | 0     | 1+      | 0     | 0        | 1-              | 0      | 26+             |
|                    | STATE POLICE | 88       | 5      | 77          | 82             | 6     | 0       | 3     | 1        | 0               | 0      | 0               |
|                    | 87           | 3        | 82     | 85          | 6              | 0     | 2       | 0     | 1        | 2               | 0      | 1               |
|                    | CHANGE       | 2+       | 5-     | 3-          | 0              | 0     | 1+      | 1+    | 1-       | 0               | 0      | 1-              |
|                    | MUNICIPAL    | 88       | 6      | 41          | 47             | 0     | 0       | 0     | 0        | 0               | 0      | 0               |
|                    | 87           | 3        | 34     | 37          | 0              | 0     | 0       | 0     | 0        | 0               | 0      | 0               |
|                    | CHANGE       | 3+       | 7+     | 10+         | 0              | 0     | 0       | 0     | 0        | 0               | 0      | 0               |
| SUTTON PD          | 88           | 6        | 41     | 47          | 0              | 0     | 0       | 0     | 0        | 0               | 0      | 0               |
|                    | 87           | 3        | 34     | 37          | 0              | 0     | 0       | 0     | 0        | 0               | 0      | 0               |
|                    | CHANGE       | 3+       | 7+     | 10+         | 0              | 0     | 0       | 0     | 0        | 0               | 0      | 0               |
| *****              |              |          |        |             |                |       |         |       |          |                 |        |                 |
| BROOKE CTY         | TOTAL        | 88       | 64     | 419         | 483            | 95    | 1       | 4     | 2        | 2               | 1      | 20              |
|                    | 87           | 100      | 377    | 477         | 80             | 0     | 6       | 3     | 0        | 1               | 10     | 8               |
|                    | CHANGE       | 36-      | 42+    | 6+          | 15+            | 1+    | 2-      | 1-    | 2+       | 0               | 6+     | 12+             |
| *****              |              |          |        |             |                |       |         |       |          |                 |        |                 |
|                    | RURAL        | 88       | 49     | 371         | 420            | 85    | 1       | 3     | 2        | 1               | 1      | 20              |
|                    | 87           | 75       | 321    | 396         | 76             | 0     | 3       | 2     | 0        | 1               | 1      | 6               |
|                    | CHANGE       | 26-      | 50+    | 24+         | 9+             | 1+    | 3-      | 1-    | 2+       | 0               | 15+    | 14+             |
|                    | SHERIFF      | 88       | 49     | 341         | 390            | 84    | 1       | 2     | 1        | 1               | 1      | 20              |
|                    | 87           | 72       | 252    | 324         | 70             | 0     | 3       | 3     | 0        | 1               | 1      | 3               |
|                    | CHANGE       | 23-      | 89+    | 66+         | 14+            | 1+    | 1-      | 1-    | 1+       | 0               | 15+    | 17+             |
|                    | STATE POLICE | 88       | 0      | 30          | 30             | 1     | 0       | 1     | 0        | 0               | 0      | 0               |
|                    | 87           | 3        | 69     | 72          | 6              | 0     | 3       | 0     | 1        | 0               | 0      | 3               |
|                    | CHANGE       | 3-       | 39-    | 42-         | 5-             | 0     | 2-      | 0     | 1+       | 0               | 0      | 3-              |
|                    | MUNICIPAL    | 88       | 15     | 48          | 63             | 10    | 0       | 1     | 0        | 0               | 0      | 0               |
|                    | 87           | 25       | 56     | 81          | 4              | 0     | 0       | 0     | 0        | 0               | 9      | 2               |
|                    | CHANGE       | 10-      | 8-     | 18-         | 6+             | 0     | 1+      | 0     | 0        | 0               | 9-     | 2-              |
| FOLLANSBEE PD      | 88           | 5        | 13     | 18          | 0              | 0     | 0       | 0     | 0        | 0               | 0      | 0               |
|                    | 87           | 0        | 11     | 11          | 0              | 0     | 0       | 0     | 0        | 0               | 1      | 0               |
|                    | CHANGE       | 5+       | 2+     | 7+          | 0              | 0     | 0       | 0     | 0        | 0               | 1-     | 0               |
| HELLSBURG PD       | 88           | 10       | 35     | 45          | 10             | 0     | 1       | 0     | 0        | 0               | 0      | 0               |
|                    | 87           | 25       | 45     | 70          | 4              | 0     | 0       | 0     | 0        | 0               | 8      | 2               |
|                    | CHANGE       | 15-      | 10-    | 25-         | 6+             | 0     | 1+      | 0     | 0        | 0               | 8-     | 2-              |
| *****              |              |          |        |             |                |       |         |       |          |                 |        |                 |
| CABELL CTY         | TOTAL        | 88       | 443    | 3396        | 3839           | 516   | 6       | 36    | 235      | 10              | 63     | 127             |
|                    | 87           | 442      | 3878   | 4320        | 471            | 6     | 40      | 379   | 7        | 53              | 139    | 107             |
|                    | CHANGE       | 1+       | 482-   | 481-        | 45+            | 0     | 4-      | 144-  | 3+       | 10+             | 12-    | 5+              |
| *****              |              |          |        |             |                |       |         |       |          |                 |        |                 |
|                    | RURAL        | 88       | 17     | 799         | 816            | 124   | 0       | 14    | 197      | 4               | 13     | 17              |
|                    | 87           | 46       | 992    | 1038        | 91             | 3     | 12      | 317   | 2        | 24              | 46     | 42              |
|                    | CHANGE       | 29-      | 193-   | 222-        | 33+            | 3-    | 2+      | 120-  | 2+       | 11-             | 29-    | 4-              |
|                    | SHERIFF      | 88       | 2      | 555         | 557            | 86    | 0       | 12    | 189      | 4               | 17     | 33              |
|                    | 87           | 5        | 699    | 704         | 50             | 0     | 5       | 308   | 1        | 8               | 46     | 34              |
|                    | CHANGE       | 3-       | 144-   | 147-        | 36+            | 0     | 7+      | 119-  | 3+       | 6-              | 29-    | 1-              |
|                    | STATE POLICE | 88       | 15     | 244         | 259            | 38    | 0       | 2     | 8        | 0               | 11     | 5               |
|                    | 87           | 41       | 293    | 334         | 41             | 3     | 7       | 9     | 1        | 16              | 0      | 8               |
|                    | CHANGE       | 26-      | 49-    | 75-         | 3-             | 3-    | 5-      | 1-    | 1-       | 5-              | 0      | 3-              |
|                    | MUNICIPAL    | 88       | 426    | 2597        | 3023           | 392   | 6       | 22    | 38       | 6               | 50     | 110             |
|                    | 87           | 396      | 2886   | 3282        | 380            | 3     | 28      | 62    | 5        | 29              | 93     | 65              |
|                    | CHANGE       | 30+      | 289-   | 259-        | 12+            | 3+    | 6-      | 24-   | 1+       | 21+             | 17+    | 9+              |
| BARBOURSVILLE PD   | 88           | 14       | 95     | 109         | 8              | 0     | 1       | 2     | 0        | 1               | 0      | 0               |
|                    | 87           | 16       | 83     | 99          | 6              | 0     | 2       | 8     | 1        | 2               | 2      | 0               |
|                    | CHANGE       | 2-       | 12+    | 10+         | 2+             | 0     | 1-      | 6-    | 1-       | 1-              | 2-     | 0               |
| HUNTINGTON PD      | 88           | 368      | 2419   | 2787        | 358            | 6     | 18      | 35    | 6        | 45              | 106    | 71              |
|                    | 87           | 343      | 2665   | 3008        | 348            | 3     | 21      | 53    | 4        | 27              | 91     | 58              |
|                    | CHANGE       | 25+      | 246-   | 221-        | 10+            | 3+    | 3-      | 18-   | 2+       | 18+             | 15+    | 13+             |
| MILTON PD          | 88           | 40       | 57     | 97          | 17             | 0     | 3       | 1     | 0        | 3               | 0      | 3               |
|                    | 87           | 37       | 101    | 138         | 13             | 0     | 5       | 1     | 0        | 0               | 0      | 6               |
|                    | CHANGE       | 3+       | 44-    | 41-         | 4+             | 0     | 2-      | 0     | 0        | 3+              | 0      | 3-              |
| MU SECURITY POLICE | 88           | 4        | 26     | 30          | 9              | 0     | 0       | 0     | 0        | 1               | 4      | 0               |
|                    | 87           | 0        | 37     | 37          | 13             | 0     | 0       | 0     | 0        | 0               | 0      | 1               |
|                    | CHANGE       | 4+       | 11-    | 7-          | 4-             | 0     | 0       | 0     | 0        | 1+              | 4+     | 1-              |
| *****              |              |          |        |             |                |       |         |       |          |                 |        |                 |
| CALHOON CTY        | TOTAL        | 88       | 10     | 97          | 107            | 21    | 0       | 3     | 8        | 0               | 3      | 14              |
|                    | 87           | 4        | 98     | 102         | 27             | 1     | 0       | 9     | 0        | 3               | 6      | 16              |
|                    | CHANGE       | 6+       | 1-     | 3+          | 6-             | 1-    | 3+      | 1-    | 0        | 3-              | 3-     | 2-              |



|       | COMI<br>VIOLE | SEX<br>OFFENSES | NAHCOIC<br>& DRUG | GAMBLING | FAMILY<br>OFFENSES | DRUG | LIQUOR<br>LAW | DRUNK | DISORB | VAL | OTHER | SUSPICION | CHIEF | RUNAWAYS |
|-------|---------------|-----------------|-------------------|----------|--------------------|------|---------------|-------|--------|-----|-------|-----------|-------|----------|
| 00302 | 0             | 0               | 0                 | 0        | 0                  | 0    | 0             | 2     | 2      | 0   | 0     | 0         | 0     | 0        |
|       | 0             | 0               | 0                 | 0        | 0                  | 0    | 0             | 0     | 0      | 0   | 0     | 0         | 0     | 0        |
|       | 0             | 0               | 0                 | 0        | 0                  | 0    | 0             | 2+    | 2+     | 0   | 0     | 0         | 0     | 0        |
| 00305 | 0             | 0               | 0                 | 0        | 0                  | 9    | 0             | 1     | 0      | 0   | 0     | 0         | 0     | 0        |
|       | 0             | 0               | 0                 | 0        | 0                  | 12   | 0             | 3     | 0      | 0   | 5     | 0         | 0     | 3        |
|       | 0             | 0               | 0                 | 0        | 0                  | 3-   | 0             | 2-    | 0      | 0   | 5-    | 0         | 0     | 3-       |
| ***** |               |                 |                   |          |                    |      |               |       |        |     |       |           |       |          |
| 004AL | 0             | 2               | 8                 | 1        | 0                  | 57   | 0             | 36    | 3      | 0   | 28    | 0         | 0     | 0        |
|       | 0             | 0               | 27                | 0        | 0                  | 20   | 29            | 40    | 1      | 0   | 58    | 0         | 0     | 1        |
|       | 0             | 2               | 19-               | 1+       | 0                  | 37+  | 29-           | 4-    | 2+     | 0   | 30-   | 0         | 0     | 1-       |
| ***** |               |                 |                   |          |                    |      |               |       |        |     |       |           |       |          |
| 004RU | 0             | 2               | 8                 | 1        | 0                  | 48   | 0             | 4     | 1      | 0   | 24    | 0         | 0     | 0        |
|       | 0             | 2               | 27                | 0        | 0                  | 17   | 29            | 7     | 1      | 0   | 58    | 0         | 0     | 0        |
|       | 0             | 0               | 19-               | 1+       | 0                  | 31+  | 29-           | 3-    | 0      | 0   | 34-   | 0         | 0     | 0        |
| 00450 | 0             | 2               | 2                 | 0        | 0                  | 4    | 0             | 0     | 0      | 0   | 10    | 0         | 0     | 0        |
|       | 0             | 2               | 15                | 0        | 0                  | 14   | 1             | 4     | 0      | 0   | 32    | 0         | 0     | 0        |
|       | 0             | 0               | 13-               | 0        | 0                  | 10-  | 1-            | 4-    | 0      | 0   | 22-   | 0         | 0     | 0        |
| 0045P | 0             | 0               | 6                 | 1        | 0                  | 44   | 0             | 4     | 1      | 0   | 14    | 0         | 0     | 0        |
|       | 0             | 0               | 12                | 0        | 0                  | 3    | 28            | 3     | 1      | 0   | 26    | 0         | 0     | 0        |
|       | 0             | 0               | 6-                | 1+       | 0                  | 41+  | 28-           | 1+    | 0      | 0   | 12-   | 0         | 0     | 0        |
| 004ZZ | 0             | 0               | 0                 | 0        | 0                  | 9    | 0             | 32    | 2      | 0   | 4     | 0         | 0     | 0        |
|       | 0             | 0               | 0                 | 0        | 0                  | 3    | 0             | 33    | 0      | 0   | 0     | 0         | 0     | 1        |
|       | 0             | 0               | 0                 | 0        | 0                  | 6+   | 0             | 1-    | 2+     | 0   | 4+    | 0         | 0     | 1-       |
| 00402 | 0             | 0               | 0                 | 0        | 0                  | 9    | 0             | 32    | 2      | 0   | 4     | 0         | 0     | 0        |
|       | 0             | 0               | 0                 | 0        | 0                  | 3    | 0             | 33    | 0      | 0   | 0     | 0         | 0     | 1        |
|       | 0             | 0               | 0                 | 0        | 0                  | 6+   | 0             | 1-    | 2+     | 0   | 4+    | 0         | 0     | 1-       |
| ***** |               |                 |                   |          |                    |      |               |       |        |     |       |           |       |          |
| 005AL | 0             | 1               | 9                 | 0        | 0                  | 150  | 2             | 36    | 8      | 0   | 137   | 0         | 0     | 19       |
|       | 0             | 3               | 11                | 0        | 0                  | 157  | 6             | 51    | 2      | 0   | 122   | 0         | 0     | 17       |
|       | 0             | 2-              | 2-                | 0        | 0                  | 27-  | 4-            | 15-   | 6+     | 0   | 15+   | 0         | 0     | 2+       |
| ***** |               |                 |                   |          |                    |      |               |       |        |     |       |           |       |          |
| 005RU | 0             | 0               | 9                 | 0        | 0                  | 112  | 1             | 25    | 7      | 0   | 126   | 0         | 0     | 10       |
|       | 0             | 3               | 9                 | 0        | 0                  | 121  | 4             | 38    | 0      | 0   | 119   | 0         | 0     | 9        |
|       | 0             | 3-              | 0                 | 0        | 0                  | 9-   | 3-            | 13-   | 7+     | 0   | 7+    | 0         | 0     | 1+       |
| 00550 | 0             | 0               | 9                 | 0        | 0                  | 93   | 1             | 25    | 7      | 0   | 118   | 0         | 0     | 10       |
|       | 0             | 3               | 8                 | 0        | 0                  | 85   | 0             | 36    | 0      | 0   | 102   | 0         | 0     | 9        |
|       | 0             | 3-              | 1+                | 0        | 0                  | 8+   | 1+            | 11-   | 7+     | 0   | 16+   | 0         | 0     | 1+       |
| 0055P | 0             | 0               | 0                 | 0        | 0                  | 19   | 0             | 0     | 0      | 0   | 8     | 0         | 0     | 0        |
|       | 0             | 0               | 1                 | 0        | 0                  | 36   | 4             | 2     | 0      | 0   | 17    | 0         | 0     | 0        |
|       | 0             | 0               | 1-                | 0        | 0                  | 17-  | 4-            | 2-    | 0      | 0   | 9-    | 0         | 0     | 0        |
| 005ZZ | 0             | 1               | 0                 | 0        | 0                  | 18   | 1             | 11    | 1      | 0   | 11    | 0         | 0     | 9        |
|       | 0             | 0               | 2                 | 0        | 0                  | 36   | 2             | 13    | 2      | 0   | 3     | 0         | 0     | 8        |
|       | 0             | 1+              | 2-                | 0        | 0                  | 18-  | 1-            | 2-    | 1-     | 0   | 8+    | 0         | 0     | 1+       |
| 00501 | 0             | 0               | 0                 | 0        | 0                  | 7    | 0             | 5     | 0      | 0   | 4     | 0         | 0     | 2        |
|       | 0             | 0               | 0                 | 0        | 0                  | 10   | 0             | 0     | 0      | 0   | 0     | 0         | 0     | 0        |
|       | 0             | 0               | 0                 | 0        | 0                  | 3-   | 0             | 5+    | 0      | 0   | 4+    | 0         | 0     | 2+       |
| 00502 | 0             | 1               | 0                 | 0        | 0                  | 11   | 1             | 6     | 1      | 0   | 7     | 0         | 0     | 7        |
|       | 0             | 0               | 2                 | 0        | 0                  | 26   | 2             | 13    | 2      | 0   | 3     | 0         | 0     | 8        |
|       | 0             | 1+              | 2-                | 0        | 0                  | 15-  | 1-            | 7-    | 1-     | 0   | 4+    | 0         | 0     | 1-       |
| ***** |               |                 |                   |          |                    |      |               |       |        |     |       |           |       |          |
| 006AL | 8             | 20              | 64                | 2        | 29                 | 356  | 29            | 1147  | 117    | 0   | 802   | 0         | 7     | 153      |
|       | 50            | 28              | 120               | 3        | 12                 | 369  | 115           | 1162  | 126    | 0   | 1003  | 0         | 3     | 127      |
|       | 42-           | 8-              | 56-               | 1-       | 17+                | 13-  | 86-           | 15-   | 9-     | 0   | 201-  | 0         | 4+    | 26+      |
| ***** |               |                 |                   |          |                    |      |               |       |        |     |       |           |       |          |
| 006RU | 0             | 0               | 12                | 2        | 4                  | 69   | 1             | 108   | 0      | 0   | 206   | 0         | 0     | 7        |
|       | 3             | 1               | 47                | 0        | 3                  | 70   | 2             | 80    | 0      | 0   | 281   | 0         | 0     | 14       |
|       | 3-            | 1-              | 35-               | 2+       | 1+                 | 1-   | 1-            | 28+   | 0      | 0   | 75-   | 0         | 0     | 7-       |
| 00650 | 0             | 0               | 3                 | 0        | 0                  | 29   | 0             | 50    | 0      | 0   | 132   | 0         | 0     | 0        |
|       | 2             | 0               | 14                | 0        | 2                  | 30   | 1             | 40    | 0      | 0   | 163   | 0         | 0     | 0        |
|       | 2-            | 0               | 11-               | 0        | 2-                 | 1-   | 1-            | 10+   | 0      | 0   | 31-   | 0         | 0     | 0        |
| 0065P | 0             | 0               | 9                 | 2        | 4                  | 40   | 1             | 58    | 0      | 0   | 74    | 0         | 0     | 7        |
|       | 1             | 1               | 33                | 1        | 1                  | 40   | 1             | 40    | 0      | 0   | 118   | 0         | 0     | 14       |
|       | 1-            | 1-              | 24-               | 2+       | 3+                 | 0    | 0             | 18+   | 0      | 0   | 44-   | 0         | 0     | 7-       |
| 006ZZ | 8             | 20              | 52                | 0        | 25                 | 287  | 28            | 1039  | 117    | 0   | 596   | 0         | 7     | 146      |
|       | 47            | 27              | 73                | 3        | 9                  | 299  | 113           | 1082  | 126    | 0   | 722   | 0         | 3     | 113      |
|       | 39-           | 7-              | 21-               | 3-       | 16+                | 12-  | 85-           | 43-   | 9-     | 0   | 126-  | 0         | 4+    | 33+      |
| 00601 | 0             | 0               | 0                 | 0        | 1                  | 42   | 0             | 27    | 0      | 0   | 23    | 0         | 3     | 1        |
|       | 2             | 0               | 7                 | 0        | 0                  | 31   | 1             | 24    | 0      | 0   | 13    | 0         | 0     | 1+       |
|       | 2-            | 0               | 7-                | 0        | 1+                 | 11+  | 1-            | 3+    | 0      | 0   | 10+   | 0         | 3+    | 0        |
| 00602 | 8             | 20              | 50                | 0        | 22                 | 229  | 28            | 990   | 116    | 0   | 553   | 0         | 0     | 126      |
|       | 45            | 27              | 59                | 3        | 9                  | 252  | 112           | 1013  | 126    | 0   | 646   | 0         | 2     | 109      |
|       | 37-           | 7-              | 9-                | 3-       | 13+                | 23-  | 84-           | 23-   | 10-    | 0   | 93-   | 0         | 2-    | 17+      |
| 00603 | 0             | 0               | 2                 | 0        | 2                  | 15   | 0             | 15    | 0      | 0   | 14    | 0         | 3     | 19       |
|       | 0             | 0               | 5                 | 0        | 0                  | 14   | 0             | 33    | 0      | 0   | 56    | 0         | 1     | 4        |
|       | 0             | 0               | 3-                | 0        | 2+                 | 1+   | 0             | 18-   | 0      | 0   | 42-   | 0         | 2+    | 15+      |
| 00604 | 0             | 0               | 0                 | 0        | 0                  | 1    | 0             | 7     | 1      | 0   | 6     | 0         | 1     | 0        |
|       | 0             | 0               | 2                 | 0        | 0                  | 2    | 0             | 12    | 0      | 0   | 7     | 0         | 0     | 0        |
|       | 0             | 0               | 2-                | 0        | 0                  | 1-   | 0             | 5-    | 1+     | 0   | 1-    | 0         | 1+    | 0        |
| ***** |               |                 |                   |          |                    |      |               |       |        |     |       |           |       |          |
| 007AL | 0             | 6               | 6                 | 0        | 1                  | 22   | 0             | 3     | 0      | 0   | 20    | 0         | 0     | 0        |
|       | 0             | 1               | 3                 | 0        | 1                  | 18   | 0             | 6     | 0      | 1   | 10    | 0         | 0     | 0        |
|       | 0             | 5+              | 3+                | 0        | 0                  | 4+   | 0             | 3-    | 0      | 1-  | 10+   | 0         | 0     | 0        |

# PART II ARRESTS

|                 |       | PART II ARRESTS BY CHARGE AND AGENCY TYPE |        |             | ARSON          | FORGERY | FRAUD | EMBEZZLE | STOLEN PROPERTY | VANDAL | ILLEGAL WEAPONS |    |    |
|-----------------|-------|---|--------|-------------|----------------|---------|-------|----------|-----------------|--------|-----------------|----|----|
|                 |       | JUVENILE                                  | ADULTS | GRAND TOTAL | OTHER ASSAULTS |         |       |          |                 |        |                 |    |    |
| *****           |       |   |        |             |                |         |       |          |                 |        |                 |    |    |
| RURAL           | 88    | 10  | 97     | 107         | 21             | 0       | 3     | 8        | 0               | 3      | 14              |    |    |
|                 | 87    | 4   | 97     | 101         | 27             | 1       | 0     | 9        | 0               | 6      | 16              |    |    |
| CHANGE          |       | 6+  | 0      | 6+          | 6-             | 1-      | 3+    | 1-       | 2-              | 3-     | 2-              |    |    |
| SHERIFF         | 88    | 3   | 53     | 56          | 9              | 0       | 0     | 8        | 0               | 2      | 14              |    |    |
|                 | 87    | 1   | 57     | 58          | 15             | 0       | 0     | 9        | 0               | 3      | 16              |    |    |
| CHANGE          |       | 2+  | 4-     | 2-          | 6-             | 0       | 0     | 1-       | 0               | 1-     | 2-              |    |    |
| STATE POLICE    | 88    | 7   | 44     | 51          | 12             | 0       | 3     | 0        | 0               | 1      | 0               |    |    |
|                 | 87    | 3   | 40     | 43          | 12             | 1       | 0     | 0        | 0               | 3      | 0               |    |    |
| CHANGE          |       | 4+  | 4+     | 8+          | 0              | 1-      | 3+    | 0        | 2-              | 2-     | 0               |    |    |
| MUNICIPAL       | 88    | 0   | 0      | 0           | 0              | 0       | 0     | 0        | 0               | 0      | 0               |    |    |
|                 | 87    | 0   | 1      | 1           | 0              | 0       | 0     | 0        | 1               | 0      | 0               |    |    |
| CHANGE          |       | 0   | 1-     | 1-          | 0              | 0       | 0     | 0        | 1-              | 0      | 0               |    |    |
| GRANTSVILLE PD  | 88    | 0   | 0      | 0           | 0              | 0       | 0     | 0        | 0               | 0      | 0               |    |    |
|                 | 87    | 0   | 1      | 1           | 0              | 0       | 0     | 0        | 1               | 0      | 0               |    |    |
| CHANGE          |       | 0   | 1-     | 1-          | 0              | 0       | 0     | 0        | 1-              | 0      | 0               |    |    |
| *****           |       |   |        |             |                |         |       |          |                 |        |                 |    |    |
| CLAY CTY        | TOTAL | 88  | 3      | 266         | 269            | 65      | 1     | 1        | 0               | 2      | 20              |    |    |
|                 | 87    | 9   | 219    | 228         | 37             | 0       | 0     | 17       | 0               | 13     | 24              |    |    |
| CHANGE          |       | 6-  | 47+    | 41+         | 28+            | 1+      | 1+    | 17-      | 0               | 8-     | 4-              |    |    |
| *****           |       |   |        |             |                |         |       |          |                 |        |                 |    |    |
| RURAL           | 88    | 3   | 266    | 269         | 65             | 1       | 1     | 0        | 0               | 5      | 20              |    |    |
|                 | 87    | 7   | 219    | 226         | 37             | 0       | 0     | 17       | 0               | 13     | 24              |    |    |
| CHANGE          |       | 4-  | 47+    | 43+         | 28+            | 1+      | 1+    | 17-      | 0               | 8-     | 4-              |    |    |
| SHERIFF         | 88    | 0   | 140    | 140         | 52             | 0       | 0     | 0        | 1               | 5      | 15              |    |    |
|                 | 87    | 4   | 117    | 121         | 26             | 0       | 0     | 17       | 0               | 13     | 17              |    |    |
| CHANGE          |       | 4-  | 23+    | 19+         | 26+            | 0       | 0     | 17-      | 0               | 8-     | 2-              |    |    |
| STATE POLICE    | 88    | 3   | 126    | 129         | 11             | 1       | 1     | 0        | 0               | 0      | 5               |    |    |
|                 | 87    | 3   | 102    | 105         | 11             | 0       | 0     | 0        | 1               | 0      | 7               |    |    |
| CHANGE          |       | 0   | 24+    | 24+         | 2+             | 1+      | 1+    | 0        | 1+              | 0      | 2-              |    |    |
| MUNICIPAL       | 88    | 0   | 0      | 0           | 0              | 0       | 0     | 0        | 0               | 0      | 0               |    |    |
|                 | 87    | 2   | 0      | 2           | 0              | 0       | 0     | 0        | 0               | 0      | 0               |    |    |
| CHANGE          |       | 2-  | 0      | 2-          | 0              | 0       | 0     | 0        | 0               | 0      | 0               |    |    |
| CLAY PD         | 88    | 0   | 0      | 0           | 0              | 0       | 0     | 0        | 0               | 0      | 0               |    |    |
|                 | 87    | 2   | 0      | 2           | 0              | 0       | 0     | 0        | 0               | 0      | 0               |    |    |
| CHANGE          |       | 2-  | 0      | 2-          | 0              | 0       | 0     | 0        | 0               | 0      | 0               |    |    |
| *****           |       |   |        |             |                |         |       |          |                 |        |                 |    |    |
| DODDRIDGE CTY   | TOTAL | 88  | 1      | 178         | 179            | 15      | 0     | 17       | 0               | 1      | 38              |    |    |
|                 | 87    | 8   | 170    | 178         | 24             | 0       | 3     | 21       | 0               | 0      | 37              |    |    |
| CHANGE          |       | 7-  | 8+     | 1+          | 9-             | 0       | 3-    | 4-       | 0               | 1+     | 1+              |    |    |
| *****           |       |   |        |             |                |         |       |          |                 |        |                 |    |    |
| RURAL           | 88    | 1   | 178    | 179         | 15             | 0       | 0     | 17       | 0               | 1      | 38              |    |    |
|                 | 87    | 8   | 170    | 178         | 24             | 0       | 3     | 21       | 0               | 0      | 37              |    |    |
| CHANGE          |       | 7-  | 8+     | 1+          | 9-             | 0       | 3-    | 4-       | 0               | 1+     | 1+              |    |    |
| SHERIFF         | 88    | 0   | 37     | 37          | 1              | 0       | 0     | 0        | 1               | 0      | 35              |    |    |
|                 | 87    | 3   | 33     | 36          | 0              | 0       | 0     | 0        | 0               | 0      | 33              |    |    |
| CHANGE          |       | 3-  | 4+     | 1+          | 1+             | 0       | 0     | 0        | 1+              | 0      | 2+              |    |    |
| STATE POLICE    | 88    | 1   | 141    | 142         | 14             | 0       | 0     | 17       | 0               | 0      | 3               |    |    |
|                 | 87    | 5   | 137    | 142         | 24             | 0       | 3     | 21       | 0               | 0      | 4               |    |    |
| CHANGE          |       | 4-  | 4+     | 0           | 10-            | 0       | 3-    | 4-       | 0               | 0      | 1-              |    |    |
| *****           |       |   |        |             |                |         |       |          |                 |        |                 |    |    |
| FAYETTE CTY     | TOTAL | 88  | 195    | 1826        | 2021           | 303     | 13    | 33       | 291             | 5      | 28              | 58 | 62 |
|                 | 87    | 134                                       | 1497   | 1631        | 270            | 8       | 36    | 170      | 1               | 15     | 39              | 54 |    |
| CHANGE          |       | 61+                                       | 329+   | 390+        | 33+            | 5+      | 3-    | 121+     | 4+              | 13+    | 19+             | 8+ |    |
| *****           |       |   |        |             |                |         |       |          |                 |        |                 |    |    |
| RURAL           | 88    | 105                                       | 1172   | 1277        | 232            | 13      | 32    | 291      | 5               | 23     | 47              | 54 |    |
|                 | 87    | 92  | 965    | 1057        | 201            | 4       | 33    | 170      | 1               | 13     | 24              | 46 |    |
| CHANGE          |       | 13+                                       | 207+   | 220+        | 31+            | 9+      | 1-    | 121+     | 4+              | 10+    | 23+             | 8+ |    |
| SHERIFF         | 88    | 47  | 914    | 961         | 211            | 7       | 9     | 284      | 5               | 5      | 30              | 45 |    |
|                 | 87    | 51  | 767    | 818         | 179            | 4       | 22    | 166      | 1               | 3      | 12              | 40 |    |
| CHANGE          |       | 4-  | 147+   | 143+        | 32+            | 3+      | 13-   | 118+     | 4+              | 2+     | 18+             | 5+ |    |
| STATE POLICE    | 88    | 58  | 258    | 316         | 21             | 6       | 23    | 7        | 0               | 18     | 17              | 9  |    |
|                 | 87    | 41  | 198    | 239         | 22             | 0       | 11    | 4        | 0               | 10     | 12              | 6  |    |
| CHANGE          |       | 17+                                       | 60+    | 77+         | 1-             | 6+      | 12+   | 3+       | 0               | 8+     | 5+              | 3+ |    |
| MUNICIPAL       | 88    | 90  | 654    | 744         | 71             | 0       | 1     | 0        | 0               | 5      | 11              | 8  |    |
|                 | 87    | 42  | 532    | 574         | 69             | 4       | 3     | 0        | 0               | 2      | 15              | 8  |    |
| CHANGE          |       | 48+                                       | 122+   | 170+        | 2+             | 4-      | 2-    | 0        | 0               | 3+     | 4-              | 0  |    |
| ANSTED PD       | 88    | 9   | 36     | 45          | 3              | 0       | 0     | 0        | 0               | 1      | 1               | 0  |    |
|                 | 87    | 2   | 43     | 45          | 7              | 0       | 0     | 0        | 0               | 0      | 1               | 0  |    |
| CHANGE          |       | 7+  | 7-     | 0           | 4-             | 0       | 0     | 0        | 0               | 1+     | 0               | 0  |    |
| FAYETTEVILLE PD | 88    | 8   | 95     | 103         | 1              | 0       | 0     | 0        | 0               | 0      | 0               | 0  |    |
|                 | 87    | 1   | 84     | 85          | 0              | 0       | 0     | 0        | 0               | 0      | 0               | 0  |    |
| CHANGE          |       | 7+  | 11+    | 18+         | 1+             | 0       | 0     | 0        | 0               | 0      | 0               | 0  |    |
| MONTGOMERY PD   | 88    | 24  | 168    | 192         | 37             | 0       | 0     | 0        | 0               | 0      | 4               | 2  |    |
|                 | 87    | 14  | 127    | 141         | 31             | 0       | 0     | 0        | 0               | 0      | 4               | 3  |    |
| CHANGE          |       | 10+                                       | 41+    | 51+         | 6+             | 0       | 0     | 0        | 0               | 0      | 0               | 1- |    |
| MOUNT HOPE PD   | 88    | 17  | 75     | 92          | 13             | 0       | 0     | 0        | 0               | 0      | 4               | 4  |    |
|                 | 87    | 11  | 43     | 54          | 6              | 4       | 2     | 0        | 0               | 1      | 0               | 4  |    |
| CHANGE          |       | 6+  | 32+    | 38+         | 7+             | 4-      | 2-    | 0        | 0               | 1-     | 4+              | 2  |    |

| COML VICE | SEA OFFENSES | HARSHIC DRUG | GAMBLING | FAMILY OFFENSES | DUI | LIQUOR LAWS | DRUGS | DISARM | VAL | CHILD | SUPERIOR | LIBREW | BURWAYS |
|-----------|--------------|--------------|----------|-----------------|-----|-------------|-------|--------|-----|-------|----------|--------|---------|
| *****     |              |              |          |                 |     |             |       |        |     |       |          |        |         |
| 07RU      | 0            | 6            | 6        | 0               | 1   | 22          | 0     | 3      | 0   | 0     | 20       | 0      | 0       |
|           | 0            | 1            | 3        | 0               | 1   | 18          | 0     | 6      | 0   | 1     | 10       | 0      | 0       |
|           | 0            | 5+           | 3+       | 0               | 0   | 4+          | 0     | 3-     | 0   | 1-    | 10+      | 0      | 0       |
| 07SO      | 0            | 4            | 0        | 0               | 1   | 5           | 0     | 1      | 0   | 0     | 12       | 0      | 0       |
|           | 0            | 0            | 0        | 0               | 1   | 1           | 0     | 2      | 0   | 1     | 10       | 0      | 0       |
|           | 0            | 4+           | 0        | 0               | 0   | 4+          | 0     | 1-     | 0   | 1-    | 2+       | 0      | 0       |
| 07SP      | 0            | 2            | 6        | 0               | 0   | 17          | 0     | 2      | 0   | 0     | 8        | 0      | 0       |
|           | 0            | 1            | 3        | 0               | 0   | 17          | 0     | 4      | 0   | 0     | 0        | 0      | 0       |
|           | 0            | 1+           | 3+       | 0               | 0   | 0           | 0     | 2-     | 0   | 0     | 8+       | 0      | 0       |
| 07ZZ      | 0            | 0            | 0        | 0               | 0   | 0           | 0     | 0      | 0   | 0     | 0        | 0      | 0       |
|           | 0            | 0            | 0        | 0               | 0   | 0           | 0     | 0      | 0   | 0     | 0        | 0      | 0       |
|           | 0            | 0            | 0        | 0               | 0   | 0           | 0     | 0      | 0   | 0     | 0        | 0      | 0       |
| 0701      | 0            | 0            | 0        | 0               | 0   | 0           | 0     | 0      | 0   | 0     | 0        | 0      | 0       |
|           | 0            | 0            | 0        | 0               | 0   | 0           | 0     | 0      | 0   | 0     | 0        | 0      | 0       |
|           | 0            | 0            | 0        | 0               | 0   | 0           | 0     | 0      | 0   | 0     | 0        | 0      | 0       |
| *****     |              |              |          |                 |     |             |       |        |     |       |          |        |         |
| 08AL      | 0            | 6            | 1        | 0               | 3   | 54          | 0     | 40     | 0   | 0     | 71       | 0      | 0       |
|           | 0            | 6            | 7        | 0               | 4   | 37          | 0     | 31     | 0   | 2     | 43       | 0      | 1       |
|           | 0            | 0            | 6-       | 0               | 1-  | 17+         | 0     | 9+     | 0   | 2-    | 28+      | 0      | 4       |
| *****     |              |              |          |                 |     |             |       |        |     |       |          |        |         |
| 08RU      | 0            | 6            | 1        | 0               | 3   | 54          | 0     | 40     | 0   | 0     | 71       | 0      | 0       |
|           | 0            | 6            | 7        | 0               | 4   | 37          | 0     | 31     | 0   | 2     | 43       | 0      | 1       |
|           | 0            | 0            | 6-       | 0               | 1-  | 17+         | 0     | 9+     | 0   | 2-    | 28+      | 0      | 2-      |
| 08SO      | 0            | 6            | 0        | 0               | 3   | 6           | 0     | 2      | 0   | 0     | 50       | 0      | 0       |
|           | 0            | 3            | 2        | 0               | 0   | 8           | 0     | 8      | 0   | 0     | 25       | 0      | 0       |
|           | 0            | 3+           | 2-       | 0               | 3+  | 2-          | 0     | 6-     | 0   | 0     | 25+      | 0      | 0       |
| 08SP      | 0            | 0            | 1        | 0               | 0   | 48          | 0     | 38     | 0   | 0     | 21       | 0      | 0       |
|           | 0            | 3            | 5        | 0               | 4   | 29          | 0     | 23     | 0   | 0     | 18       | 0      | 2       |
|           | 0            | 3-           | 4-       | 0               | 4-  | 19+         | 0     | 15+    | 0   | 2-    | 3+       | 0      | 2-      |
| 08ZZ      | 0            | 0            | 0        | 0               | 0   | 0           | 0     | 0      | 0   | 0     | 0        | 0      | 0       |
|           | 0            | 0            | 0        | 0               | 0   | 0           | 0     | 0      | 0   | 0     | 0        | 0      | 2-      |
|           | 0            | 0            | 0        | 0               | 0   | 0           | 0     | 0      | 0   | 0     | 0        | 0      | 2-      |
| 0801      | 0            | 0            | 0        | 0               | 0   | 0           | 0     | 0      | 0   | 0     | 0        | 0      | 0       |
|           | 0            | 0            | 0        | 0               | 0   | 0           | 0     | 0      | 0   | 0     | 0        | 0      | 2-      |
|           | 0            | 0            | 0        | 0               | 0   | 0           | 0     | 0      | 0   | 0     | 0        | 0      | 2-      |
| *****     |              |              |          |                 |     |             |       |        |     |       |          |        |         |
| 09AL      | 0            | 0            | 0        | 0               | 1   | 13          | 0     | 5      | 0   | 0     | 89       | 0      | 0       |
|           | 0            | 0            | 20       | 0               | 2   | 17          | 0     | 6      | 0   | 0     | 45       | 0      | 0       |
|           | 0            | 0            | 20-      | 0               | 1-  | 4-          | 0     | 1-     | 0   | 0     | 44+      | 0      | 3-      |
| *****     |              |              |          |                 |     |             |       |        |     |       |          |        |         |
| 09RU      | 0            | 0            | 0        | 0               | 1   | 13          | 0     | 5      | 0   | 0     | 89       | 0      | 0       |
|           | 0            | 0            | 20       | 0               | 2   | 17          | 0     | 6      | 0   | 0     | 45       | 0      | 0       |
|           | 0            | 0            | 20-      | 0               | 1-  | 4-          | 0     | 1-     | 0   | 0     | 44+      | 0      | 3-      |
| 09SO      | 0            | 0            | 0        | 0               | 0   | 0           | 0     | 0      | 0   | 0     | 0        | 0      | 0       |
|           | 0            | 0            | 0        | 0               | 0   | 1           | 0     | 1      | 0   | 0     | 0        | 0      | 1       |
|           | 0            | 0            | 0        | 0               | 0   | 1-          | 0     | 1-     | 0   | 0     | 0        | 0      | 1-      |
| 09SP      | 0            | 0            | 0        | 0               | 1   | 13          | 0     | 5      | 0   | 0     | 89       | 0      | 0       |
|           | 0            | 0            | 20       | 0               | 2   | 16          | 0     | 5      | 0   | 0     | 45       | 0      | 0       |
|           | 0            | 0            | 20-      | 0               | 1-  | 3-          | 0     | 0      | 0   | 0     | 44+      | 0      | 2-      |
| *****     |              |              |          |                 |     |             |       |        |     |       |          |        |         |
| 10AL      | 0            | 13           | 35       | 0               | 2   | 367         | 33    | 332    | 43  | 0     | 322      | 0      | 21      |
|           | 0            | 11           | 61       | 13              | 17  | 320         | 22    | 176    | 43  | 0     | 308      | 0      | 7       |
|           | 0            | 2+           | 26-      | 13-             | 15- | 47+         | 11+   | 156+   | 0   | 0     | 14+      | 0      | 14+     |
| *****     |              |              |          |                 |     |             |       |        |     |       |          |        |         |
| 10RU      | 0            | 9            | 19       | 0               | 2   | 165         | 4     | 99     | 2   | 0     | 225      | 0      | 0       |
|           | 0            | 10           | 54       | 13              | 17  | 118         | 4     | 49     | 2   | 0     | 240      | 0      | 0       |
|           | 0            | 1-           | 35-      | 13-             | 15- | 47+         | 0     | 50+    | 0   | 0     | 15-      | 0      | 55      |
| 10SO      | 0            | 1            | 9        | 0               | 2   | 91          | 0     | 61     | 2   | 0     | 158      | 0      | 0       |
|           | 0            | 3            | 41       | 0               | 13  | 67          | 0     | 31     | 1   | 0     | 194      | 0      | 41      |
|           | 0            | 2-           | 32-      | 0               | 11- | 24+         | 0     | 30+    | 1+  | 0     | 36-      | 0      | 41      |
| 10SP      | 0            | 8            | 10       | 0               | 0   | 74          | 4     | 38     | 0   | 0     | 67       | 0      | 0       |
|           | 0            | 7            | 13       | 13              | 4   | 51          | 4     | 18     | 1   | 0     | 46       | 0      | 14      |
|           | 0            | 1+           | 3-       | 13-             | 4-  | 23+         | 0     | 20+    | 1-  | 0     | 21+      | 0      | 5-      |
| 10ZZ      | 0            | 4            | 16       | 0               | 0   | 202         | 29    | 233    | 41  | 0     | 97       | 0      | 21      |
|           | 0            | 1            | 7        | 0               | 0   | 202         | 18    | 127    | 41  | 0     | 68       | 0      | 7       |
|           | 0            | 3+           | 9+       | 0               | 0   | 0           | 11+   | 106+   | 0   | 0     | 29+      | 0      | 14+     |
| 1001      | 0            | 0            | 1        | 0               | 0   | 17          | 2     | 4      | 2   | 0     | 6        | 0      | 5       |
|           | 0            | 0            | 0        | 0               | 0   | 21          | 0     | 7      | 4   | 0     | 3        | 0      | 3       |
|           | 0            | 0            | 1+       | 0               | 0   | 4-          | 2+    | 3-     | 2-  | 0     | 3+       | 0      | 3+      |
| 1002      | 0            | 0            | 4        | 0               | 0   | 59          | 0     | 31     | 1   | 0     | 0        | 0      | 5       |
|           | 0            | 0            | 0        | 0               | 0   | 57          | 0     | 28     | 0   | 0     | 0        | 0      | 2       |
|           | 0            | 0            | 4+       | 0               | 0   | 2+          | 0     | 3+     | 1+  | 0     | 0        | 0      | 2+      |
| 1003      | 0            | 0            | 0        | 0               | 0   | 26          | 1     | 79     | 25  | 0     | 18       | 0      | 0       |
|           | 0            | 0            | 4        | 0               | 0   | 22          | 0     | 40     | 16  | 0     | 21       | 0      | 0       |
|           | 0            | 0            | 4-       | 0               | 0   | 4+          | 1+    | 39+    | 9+  | 0     | 3-       | 0      | 0       |
| 1004      | 0            | 2            | 7        | 0               | 0   | 9           | 0     | 29     | 2   | 0     | 11       | 0      | 11      |
|           | 0            | 1            | 0        | 0               | 0   | 8           | 0     | 14     | 5   | 0     | 9        | 0      | 0       |
|           | 0            | 1+           | 7+       | 0               | 0   | 1+          | 0     | 15+    | 3-  | 0     | 2+       | 0      | 2-      |

# PART II ARRESTS

|                       |        | PART II ARRESTS BY CHARGE AND AGENCY TYPE |        |             | ARSON          | FORGERY | FRAUD | EMBEZZLE | STOLEN PROPERTY | VANDAL | ILLEGAL WEAPONS |
|-----------------------|--------|---|--------|-------------|----------------|---------|-------|----------|-----------------|--------|-----------------|
|                       |        | JUVENILE                                  | ADULTS | GRAND TOTAL | OTHER ASSAULTS |         |       |          |                 |        |                 |
| OAK HILL PD           | 88     | 30  | 218    | 248         | 17             | 0       | 1     | 0        | 3               | 2      | 2               |
|                       | 87     | 13  | 171    | 184         | 20             | 0       | 1     | 0        | 1               | 6      | 3               |
|                       | CHANGE | 17+                                       | 47+    | 64+         | 3-             | 0       | 0     | 0        | 2+              | 4-     | 1-              |
| SMITHERS PD           | 88     | 2   | 48     | 50          | 0              | 0       | 0     | 0        | 1               | 0      | 0               |
|                       | 87     | 1   | 33     | 34          | 0              | 0       | 0     | 0        | 0               | 0      | 0               |
|                       | CHANGE | 1+  | 15+    | 14+         | 0              | 0       | 0     | 0        | 1+              | 0      | 0               |
| W VA TECH SECURITY    | 88     | 0   | 0      | 0           | 0              | 0       | 0     | 0        | 0               | 0      | 0               |
|                       | 87     | 0   | 3      | 3           | 3              | 0       | 0     | 0        | 0               | 0      | 0               |
|                       | CHANGE | 0   | 3-     | 3-          | 3-             | 0       | 0     | 0        | 0               | 0      | 0               |
| GAULEY BRIDGE PD      | 88     | 0   | 14     | 14          | 0              | 0       | 0     | 0        | 0               | 0      | 0               |
|                       | 87     | 0   | 28     | 28          | 2              | 0       | 0     | 0        | 0               | 4      | 0               |
|                       | CHANGE | 0   | 14-    | 14-         | 2-             | 0       | 0     | 0        | 0               | 4-     | 0               |
| *****                 |        |   |        |             |                |         |       |          |                 |        |                 |
| GILMER CTY            | TOTAL  | 88  | 7      | 197         | 204            | 12      | 3     | 16       | 0               | 3      | 26              |
|                       | 87     | 4   | 223    | 227         | 13             | 0       | 1     | 1        | 0               | 3      | 28              |
|                       | CHANGE | 3+  | 26-    | 23-         | 1-             | 0       | 2+    | 15+      | 0               | 0      | 2-              |
| *****                 |        |   |        |             |                |         |       |          |                 |        |                 |
| RURAL                 | 88     | 3   | 63     | 66          | 2              | 0       | 3     | 13       | 0               | 0      | 25              |
|                       | 87     | 1   | 46     | 47          | 3              | 0       | 0     | 1        | 0               | 1      | 28              |
|                       | CHANGE | 2+  | 17+    | 19+         | 1-             | 0       | 3+    | 12+      | 0               | 1-     | 3-              |
| SHERIFF               | 88     | 3   | 26     | 29          | 0              | 0       | 0     | 0        | 0               | 0      | 25              |
|                       | 87     | 1   | 34     | 35          | 0              | 0       | 0     | 0        | 0               | 1      | 28              |
|                       | CHANGE | 2+  | 8-     | 6-          | 0              | 0       | 0     | 0        | 0               | 1-     | 3-              |
| STATE POLICE          | 88     | 0   | 37     | 37          | 2              | 0       | 3     | 13       | 0               | 0      | 0               |
|                       | 87     | 0   | 12     | 12          | 3              | 0       | 0     | 1        | 0               | 0      | 0               |
|                       | CHANGE | 0   | 25+    | 25+         | 1-             | 0       | 3+    | 12+      | 0               | 0      | 0               |
| MUNICIPAL             | 88     | 4   | 134    | 138         | 10             | 0       | 3     | 0        | 0               | 3      | 1               |
|                       | 87     | 3   | 177    | 180         | 10             | 0       | 1     | 0        | 0               | 2      | 0               |
|                       | CHANGE | 1+  | 43-    | 42-         | 0              | 0       | 1-    | 3+       | 0               | 1+     | 1+              |
| GLENVILLE PD          | 88     | 4   | 127    | 131         | 8              | 0       | 3     | 0        | 0               | 3      | 1               |
|                       | 87     | 3   | 174    | 177         | 10             | 0       | 1     | 0        | 0               | 2      | 0               |
|                       | CHANGE | 1+  | 47-    | 46-         | 2-             | 0       | 1-    | 3+       | 0               | 1+     | 1+              |
| GLENVILLE ST SECURITY | 88     | 0   | 7      | 7           | 2              | 0       | 0     | 0        | 0               | 0      | 0               |
|                       | 87     | 0   | 3      | 3           | 0              | 0       | 0     | 0        | 0               | 0      | 0               |
|                       | CHANGE | 0   | 4+     | 4+          | 2+             | 0       | 0     | 0        | 0               | 0      | 0               |
| *****                 |        |   |        |             |                |         |       |          |                 |        |                 |
| GRANT CTY             | TOTAL  | 88  | 7      | 184         | 191            | 12      | 3     | 28       | 2               | 1      | 4               |
|                       | 87     | 12  | 195    | 207         | 8              | 3       | 3     | 24       | 0               | 2      | 5               |
|                       | CHANGE | 5-  | 11-    | 16-         | 4+             | 3+      | 0     | 4+       | 2+              | 1-     | 14-             |
| *****                 |        |   |        |             |                |         |       |          |                 |        |                 |
| RURAL                 | 88     | 5   | 121    | 126         | 12             | 1       | 3     | 28       | 2               | 1      | 31              |
|                       | 87     | 1   | 125    | 126         | 8              | 0       | 3     | 24       | 0               | 2      | 45              |
|                       | CHANGE | 4+  | 4-     | 0           | 4+             | 1+      | 0     | 4+       | 2+              | 1-     | 14-             |
| SHERIFF               | 88     | 4   | 66     | 70          | 12             | 0       | 0     | 0        | 0               | 1      | 31              |
|                       | 87     | 1   | 72     | 73          | 5              | 0       | 1     | 0        | 0               | 0      | 41              |
|                       | CHANGE | 3+  | 6-     | 3-          | 7+             | 0       | 1-    | 0        | 0               | 2-     | 10-             |
| STATE POLICE          | 88     | 1   | 55     | 56          | 0              | 1       | 3     | 28       | 2               | 1      | 0               |
|                       | 87     | 0   | 53     | 53          | 3              | 0       | 2     | 24       | 0               | 1      | 4               |
|                       | CHANGE | 1+  | 2+     | 3+          | 3-             | 1+      | 1+    | 4+       | 2+              | 1+     | 4-              |
| MUNICIPAL             | 88     | 2   | 63     | 65          | 0              | 2       | 0     | 0        | 0               | 1      | 0               |
|                       | 87     | 11  | 70     | 81          | 0              | 0       | 0     | 0        | 0               | 4      | 0               |
|                       | CHANGE | 9-  | 7-     | 16-         | 0              | 2+      | 0     | 0        | 0               | 3-     | 0               |
| PETERSBURG PD         | 88     | 2   | 63     | 65          | 0              | 2       | 0     | 0        | 0               | 1      | 0               |
|                       | 87     | 11  | 70     | 81          | 0              | 0       | 0     | 0        | 0               | 4      | 0               |
|                       | CHANGE | 9-  | 7-     | 16-         | 0              | 2+      | 0     | 0        | 0               | 3-     | 0               |
| *****                 |        |   |        |             |                |         |       |          |                 |        |                 |
| GREENBRIER CTY        | TOTAL  | 88  | 31     | 613         | 644            | 38      | 4     | 0        | 1               | 12     | 5               |
|                       | 87     | 27  | 627    | 654         | 15             | 0       | 12    | 111      | 3               | 12     | 49              |
|                       | CHANGE | 4+  | 14-    | 10-         | 23+            | 4+      | 7-    | 111-     | 2-              | 0      | 13-             |
| *****                 |        |   |        |             |                |         |       |          |                 |        |                 |
| RURAL                 | 88     | 19  | 423    | 442         | 32             | 0       | 4     | 0        | 1               | 12     | 30              |
|                       | 87     | 15  | 447    | 462         | 12             | 0       | 12    | 111      | 3               | 10     | 42              |
|                       | CHANGE | 4+  | 24-    | 20-         | 20+            | 0       | 8-    | 111-     | 2-              | 2+     | 12-             |
| SHERIFF               | 88     | 1   | 216    | 217         | 19             | 0       | 1     | 0        | 0               | 3      | 26              |
|                       | 87     | 7   | 265    | 272         | 3              | 0       | 0     | 110      | 1               | 0      | 37              |
|                       | CHANGE | 6-  | 49-    | 55-         | 16+            | 0       | 1+    | 110-     | 1-              | 0      | 11-             |
| STATE POLICE          | 88     | 18  | 207    | 225         | 13             | 0       | 3     | 0        | 1               | 12     | 4               |
|                       | 87     | 8   | 182    | 190         | 9              | 0       | 12    | 1        | 2               | 10     | 5               |
|                       | CHANGE | 10+                                       | 25+    | 35+         | 4+             | 0       | 9-    | 1-       | 1-              | 2+     | 3-              |
| MUNICIPAL             | 88     | 12  | 190    | 202         | 6              | 4       | 1     | 0        | 0               | 1      | 3               |
|                       | 87     | 12  | 180    | 192         | 3              | 0       | 0     | 0        | 0               | 9      | 7               |
|                       | CHANGE | 0   | 10+    | 10+         | 3+             | 4+      | 1+    | 0        | 0               | 2-     | 4-              |
| LEWISBURG PD          | 88     | 2   | 111    | 113         | 2              | 0       | 1     | 0        | 0               | 0      | 2               |
|                       | 87     | 5   | 74     | 79          | 1              | 0       | 0     | 0        | 0               | 4      | 3               |
|                       | CHANGE | 3-  | 37+    | 34+         | 1+             | 0       | 1+    | 0        | 0               | 4-     | 1-              |
| RAINELLE PD           | 88     | 5   | 29     | 34          | 4              | 0       | 0     | 0        | 0               | 0      | 0               |
|                       | 87     | 0   | 14     | 14          | 0              | 0       | 0     | 0        | 0               | 0      | 0               |
|                       | CHANGE | 5+  | 15+    | 20+         | 4+             | 0       | 0     | 0        | 0               | 0      | 0               |

| COML<br>VIC1 | SEX<br>OFFENSES | NAFCOTR<br>& DRUG | DAMBUNG         | FAMILY<br>OFFENSES | DRB          | LIQUOR<br>LAW      | DRINK          | DRUG             | VAL            | OTHER       | SPECIAL           | LIBEL       | BURWAYS      |              |
|--------------|-----------------|-------------------|-----------------|--------------------|--------------|--------------------|----------------|------------------|----------------|-------------|-------------------|-------------|--------------|--------------|
| 01005        | 0<br>0<br>0     | 1<br>0<br>1+      | 3<br>2<br>1+    | 0<br>0<br>0        | 0<br>0<br>0  | 65<br>61<br>4+     | 26<br>18<br>8+ | 58<br>21<br>37+  | 9<br>12<br>3-  | 0<br>0<br>0 | 61<br>34<br>27+   | 0<br>0<br>0 | 0<br>5<br>5- | 0<br>0<br>0  |
| 01007        | 0<br>0<br>0     | 0<br>0<br>0       | 1<br>1<br>0     | 0<br>0<br>0        | 0<br>0<br>0  | 14<br>15<br>1-     | 0<br>0<br>0    | 31<br>15<br>16+  | 2<br>3<br>1-   | 0<br>0<br>0 | 1<br>0<br>0       | 0<br>0<br>0 | 0<br>0<br>0  | 0<br>0<br>0  |
| 01009        | 0<br>0<br>0     | 0<br>0<br>0       | 0<br>0<br>0     | 0<br>0<br>0        | 0<br>0<br>0  | 0<br>0<br>0        | 0<br>0<br>0    | 0<br>0<br>0      | 0<br>0<br>0    | 0<br>0<br>0 | 0<br>0<br>0       | 0<br>0<br>0 | 0<br>0<br>0  | 0<br>0<br>0  |
| 01011        | 0<br>0<br>0     | 1<br>0<br>1+      | 0<br>0<br>0     | 0<br>0<br>0        | 0<br>0<br>0  | 12<br>18<br>6-     | 0<br>0<br>0    | 1<br>2<br>1-     | 0<br>1<br>1-   | 0<br>0<br>0 | 0<br>1<br>1-      | 0<br>0<br>0 | 0<br>0<br>0  | 0<br>0<br>0  |
| *****        |                 |                   |                 |                    |              |                    |                |                  |                |             |                   |             |              |              |
| 011AL        | 0<br>0<br>0     | 2<br>1<br>1+      | 0<br>3<br>3-    | 0<br>0<br>0        | 0<br>0<br>0  | 33<br>44<br>11-    | 9<br>4<br>5+   | 60<br>112<br>52- | 0<br>3<br>3-   | 0<br>0<br>0 | 40<br>14<br>26+   | 0<br>0<br>0 | 0<br>0<br>0  | 0<br>0<br>0  |
| *****        |                 |                   |                 |                    |              |                    |                |                  |                |             |                   |             |              |              |
| 011RU        | 0<br>0<br>0     | 1<br>1<br>0       | 0<br>1<br>1-    | 0<br>0<br>0        | 0<br>0<br>0  | 10<br>4<br>6+      | 0<br>0<br>0    | 0<br>2<br>2-     | 0<br>0<br>0    | 0<br>0<br>0 | 12<br>6<br>6+     | 0<br>0<br>0 | 0<br>0<br>0  | 0<br>0<br>0  |
| 011SO        | 0<br>0<br>0     | 0<br>1<br>1-      | 0<br>0<br>0     | 0<br>0<br>0        | 0<br>0<br>0  | 4<br>2<br>2+       | 0<br>0<br>0    | 0<br>2<br>2-     | 0<br>0<br>0    | 0<br>0<br>0 | 0<br>1<br>1-      | 0<br>0<br>0 | 0<br>0<br>0  | 0<br>0<br>0  |
| 011SP        | 0<br>0<br>0     | 1<br>0<br>1+      | 0<br>1<br>1-    | 0<br>0<br>0        | 0<br>0<br>0  | 6<br>2<br>4+       | 0<br>0<br>0    | 0<br>0<br>0      | 0<br>0<br>0    | 0<br>0<br>0 | 12<br>5<br>7+     | 0<br>0<br>0 | 0<br>0<br>0  | 0<br>0<br>0  |
| 011ZZ        | 0<br>0<br>0     | 1<br>0<br>1+      | 0<br>2<br>2-    | 0<br>0<br>0        | 0<br>0<br>0  | 23<br>40<br>17-    | 9<br>4<br>5+   | 60<br>110<br>50- | 0<br>3<br>3-   | 0<br>0<br>0 | 28<br>8<br>20+    | 0<br>0<br>0 | 0<br>0<br>0  | 0<br>0<br>0  |
| 01101        | 0<br>0<br>0     | 1<br>0<br>1+      | 0<br>2<br>2-    | 0<br>0<br>0        | 0<br>0<br>0  | 23<br>40<br>17-    | 9<br>4<br>5+   | 60<br>109<br>49- | 0<br>3<br>3-   | 0<br>0<br>0 | 23<br>6<br>17+    | 0<br>0<br>0 | 0<br>0<br>0  | 0<br>0<br>0  |
| 01102        | 0<br>0<br>0     | 0<br>0<br>0       | 0<br>0<br>0     | 0<br>0<br>0        | 0<br>0<br>0  | 0<br>0<br>0        | 0<br>0<br>0    | 0<br>1<br>1-     | 0<br>0<br>0    | 0<br>0<br>0 | 5<br>2<br>3+      | 0<br>0<br>0 | 0<br>0<br>0  | 0<br>0<br>0  |
| *****        |                 |                   |                 |                    |              |                    |                |                  |                |             |                   |             |              |              |
| 012AL        | 0<br>0<br>0     | 1<br>3<br>2-      | 1<br>4<br>3-    | 0<br>0<br>0        | 1<br>0<br>1+ | 56<br>56<br>0      | 4<br>0<br>4+   | 7<br>20<br>13-   | 20<br>13<br>7+ | 0<br>0<br>0 | 13<br>24<br>11-   | 0<br>0<br>0 | 0<br>0<br>0  | 4<br>0<br>4+ |
| *****        |                 |                   |                 |                    |              |                    |                |                  |                |             |                   |             |              |              |
| 012RU        | 0<br>0<br>0     | 1<br>3<br>2-      | 1<br>1<br>0     | 0<br>0<br>0        | 1<br>0<br>1+ | 27<br>30<br>3-     | 4<br>0<br>4+   | 0<br>0<br>0      | 0<br>0<br>0    | 0<br>0<br>0 | 7<br>9<br>2-      | 0<br>0<br>0 | 0<br>0<br>0  | 4<br>0<br>4+ |
| 012SO        | 0<br>0<br>0     | 0<br>0<br>0       | 0<br>0<br>0     | 0<br>0<br>0        | 1<br>0<br>1+ | 17<br>22<br>5-     | 4<br>0<br>4+   | 0<br>0<br>0      | 0<br>0<br>0    | 0<br>0<br>0 | 0<br>2<br>2-      | 0<br>0<br>0 | 0<br>0<br>0  | 4<br>0<br>4+ |
| 012SP        | 0<br>0<br>0     | 1<br>3<br>2-      | 1<br>1<br>0     | 0<br>0<br>0        | 0<br>0<br>0  | 10<br>8<br>2+      | 0<br>0<br>0    | 0<br>0<br>0      | 0<br>0<br>0    | 0<br>0<br>0 | 7<br>7<br>0       | 0<br>0<br>0 | 0<br>0<br>0  | 0<br>0<br>0  |
| 012ZZ        | 0<br>0<br>0     | 0<br>0<br>0       | 0<br>3<br>3-    | 0<br>0<br>0        | 0<br>0<br>0  | 29<br>26<br>3+     | 0<br>0<br>0    | 7<br>20<br>13-   | 20<br>13<br>7+ | 0<br>0<br>0 | 6<br>15<br>9-     | 0<br>0<br>0 | 0<br>0<br>0  | 0<br>0<br>0  |
| 01201        | 0<br>0<br>0     | 0<br>0<br>0       | 0<br>3<br>3-    | 0<br>0<br>0        | 0<br>0<br>0  | 29<br>26<br>3+     | 0<br>0<br>0    | 7<br>20<br>13-   | 20<br>13<br>7+ | 0<br>0<br>0 | 6<br>15<br>9-     | 0<br>0<br>0 | 0<br>0<br>0  | 0<br>0<br>0  |
| *****        |                 |                   |                 |                    |              |                    |                |                  |                |             |                   |             |              |              |
| 013AL        | 0<br>0<br>0     | 6<br>3<br>3+      | 34<br>56<br>22- | 0<br>4<br>4-       | 4<br>3<br>1+ | 279<br>166<br>113+ | 19<br>2<br>17+ | 33<br>65<br>32-  | 11<br>13<br>2- | 0<br>0<br>0 | 159<br>121<br>38+ | 0<br>0<br>0 | 1<br>0<br>1+ | 0<br>0<br>1- |
| *****        |                 |                   |                 |                    |              |                    |                |                  |                |             |                   |             |              |              |
| 013RU        | 0<br>0<br>0     | 6<br>0<br>6+      | 26<br>38<br>12- | 0<br>0<br>0        | 3<br>3<br>0  | 158<br>81<br>57+   | 12<br>0<br>12+ | 25<br>30<br>5-   | 3<br>0<br>3+   | 0<br>0<br>0 | 146<br>110<br>36+ | 0<br>0<br>0 | 0<br>0<br>0  | 0<br>1<br>1- |
| 013SO        | 0<br>0<br>0     | 0<br>0<br>0       | 11<br>6<br>5+   | 0<br>0<br>0        | 0<br>0<br>0  | 78<br>46<br>32+    | 2<br>0<br>2+   | 9<br>7<br>2+     | 3<br>0<br>3+   | 0<br>0<br>0 | 65<br>57<br>8+    | 0<br>0<br>0 | 0<br>0<br>0  | 0<br>0<br>0  |
| 013SP        | 0<br>0<br>0     | 6<br>0<br>6+      | 15<br>32<br>17- | 0<br>0<br>0        | 3<br>3<br>0  | 60<br>35<br>25+    | 10<br>0<br>10+ | 16<br>23<br>7-   | 0<br>0<br>0    | 0<br>0<br>0 | 81<br>53<br>28+   | 0<br>0<br>0 | 0<br>0<br>0  | 0<br>1<br>1- |
| 013ZZ        | 0<br>0<br>0     | 0<br>3<br>3-      | 8<br>18<br>10-  | 0<br>4<br>4-       | 1<br>0<br>1+ | 141<br>85<br>56+   | 7<br>2<br>5+   | 8<br>35<br>27-   | 8<br>13<br>5-  | 0<br>0<br>0 | 13<br>11<br>2+    | 0<br>0<br>0 | 1<br>0<br>1+ | 0<br>0<br>0  |
| 01301        | 0<br>0<br>0     | 0<br>3<br>3-      | 5<br>14<br>9-   | 0<br>4<br>4-       | 1<br>0<br>1+ | 90<br>36<br>54+    | 4<br>0<br>4+   | 0<br>5<br>5-     | 0<br>7<br>7-   | 0<br>0<br>0 | 8<br>2<br>6+      | 0<br>0<br>0 | 0<br>0<br>0  | 0<br>0<br>0  |
| 01302        | 0<br>0<br>0     | 0<br>0<br>0       | 0<br>0<br>0     | 0<br>0<br>0        | 0<br>0<br>0  | 24<br>13<br>11+    | 3<br>0<br>3+   | 3<br>1<br>2+     | 0<br>0<br>0    | 0<br>0<br>0 | 0<br>0<br>0       | 0<br>0<br>0 | 0<br>0<br>0  | 0<br>0<br>0  |

# PART II ARRESTS

|                          |        | PART II ARRESTS BY CHARGE AND |        |             | AGENCY TYPE    | ARSON | FORGERY | FRAUD | EMBEZZLE | STOLEN PROPERTY | VANDAL | ILLEGAL WEAPONS |
|--------------------------|--------|-------------------------------|--------|-------------|----------------|-------|---------|-------|----------|-----------------|--------|-----------------|
|                          |        | JUVENILE                      | ADULTS | GRAND TOTAL | OTHER ASSAULTS |       |         |       |          |                 |        |                 |
| RONCEVERTE PD            | 88     | 4                             | 33     | 37          | 0              | 4     | 0       | 0     | 0        | 0               | 0      | 0               |
|                          | 87     | 7                             | 69     | 76          | 2              | 0     | 0       | 0     | 0        | 2               | 5      | 3               |
|                          | CHANGE | 3-                            | 36-    | 39-         | 2-             | 4+    | 0       | 0     | 0        | 2-              | 5-     | 3-              |
| WHITE SULPHUR SPRINGS PD | 88     | 1                             | 17     | 18          | 0              | 0     | 0       | 0     | 0        | 0               | 1      | 1               |
|                          | 87     | 0                             | 23     | 23          | 0              | 0     | 0       | 0     | 0        | 0               | 0      | 1               |
|                          | CHANGE | 1+                            | 6-     | 5-          | 0              | 0     | 0       | 0     | 0        | 0               | 1+     | 0               |
| *****                    |        |                               |        |             |                |       |         |       |          |                 |        |                 |
| HAMPSHIRE CTY TOTAL      | 88     | 16                            | 350    | 366         | 44             | 2     | 3       | 35    | 0        | 0               | 3      | 53              |
|                          | 87     | 10                            | 399    | 409         | 75             | 0     | 5       | 40    | 0        | 0               | 4      | 56              |
|                          | CHANGE | 6+                            | 49-    | 43-         | 31-            | 2+    | 2-      | 5-    | 0        | 0               | 1-     | 3-              |
| *****                    |        |                               |        |             |                |       |         |       |          |                 |        |                 |
| RURAL                    | 88     | 10                            | 246    | 256         | 40             | 2     | 3       | 35    | 0        | 0               | 3      | 53              |
|                          | 87     | 10                            | 279    | 289         | 69             | 0     | 5       | 40    | 0        | 0               | 4      | 56              |
|                          | CHANGE | 0                             | 33-    | 33-         | 29-            | 2+    | 2-      | 5-    | 0        | 0               | 1-     | 3-              |
| SHERIFF                  | 88     | 3                             | 176    | 179         | 27             | 0     | 2       | 35    | 0        | 0               | 0      | 53              |
|                          | 87     | 6                             | 188    | 194         | 46             | 0     | 1       | 39    | 0        | 0               | 3      | 42              |
|                          | CHANGE | 3-                            | 12-    | 15-         | 19-            | 0     | 1+      | 4-    | 0        | 0               | 3-     | 11+             |
| STATE POLICE             | 88     | 7                             | 70     | 77          | 13             | 2     | 1       | 0     | 0        | 0               | 3      | 0               |
|                          | 87     | 4                             | 91     | 95          | 23             | 0     | 1       | 1     | 0        | 0               | 1      | 14              |
|                          | CHANGE | 3+                            | 21-    | 18-         | 10-            | 2+    | 3-      | 1-    | 0        | 0               | 2+     | 14-             |
| MUNICIPAL                | 88     | 6                             | 104    | 110         | 4              | 0     | 0       | 0     | 0        | 0               | 0      | 0               |
|                          | 87     | 0                             | 120    | 120         | 6              | 0     | 0       | 0     | 0        | 0               | 0      | 0               |
|                          | CHANGE | 6+                            | 16-    | 10-         | 2-             | 0     | 0       | 0     | 0        | 0               | 0      | 0               |
| ROMNEY PD                | 88     | 6                             | 104    | 110         | 4              | 0     | 0       | 0     | 0        | 0               | 0      | 0               |
|                          | 87     | 0                             | 120    | 120         | 6              | 0     | 0       | 0     | 0        | 0               | 0      | 0               |
|                          | CHANGE | 6+                            | 16-    | 10-         | 2-             | 0     | 0       | 0     | 0        | 0               | 0      | 0               |
| *****                    |        |                               |        |             |                |       |         |       |          |                 |        |                 |
| HANCOCK CTY TOTAL        | 88     | 78                            | 823    | 901         | 108            | 0     | 4       | 46    | 0        | 3               | 45     | 15              |
|                          | 87     | 78                            | 872    | 930         | 103            | 0     | 5       | 80    | 0        | 5               | 25     | 24              |
|                          | CHANGE | 20+                           | 49-    | 29-         | 5+             | 0     | 1-      | 34-   | 0        | 2-              | 20+    | 9-              |
| *****                    |        |                               |        |             |                |       |         |       |          |                 |        |                 |
| RURAL                    | 88     | 1                             | 348    | 349         | 61             | 0     | 2       | 44    | 0        | 1               | 29     | 10              |
|                          | 87     | 1                             | 346    | 347         | 57             | 0     | 3       | 75    | 0        | 5               | 14     | 14              |
|                          | CHANGE | 0                             | 2+     | 2+          | 4+             | 0     | 1-      | 31-   | 0        | 4-              | 15+    | 4-              |
| SHERIFF                  | 88     | 1                             | 340    | 341         | 61             | 0     | 2       | 44    | 0        | 1               | 28     | 10              |
|                          | 87     | 0                             | 323    | 323         | 57             | 0     | 1       | 74    | 0        | 5               | 14     | 12              |
|                          | CHANGE | 1+                            | 17+    | 18+         | 4+             | 0     | 1+      | 30-   | 0        | 4-              | 14+    | 2-              |
| STATE POLICE             | 88     | 0                             | 8      | 8           | 0              | 0     | 0       | 0     | 0        | 0               | 1      | 0               |
|                          | 87     | 1                             | 23     | 24          | 0              | 0     | 2       | 1     | 0        | 0               | 0      | 2               |
|                          | CHANGE | 1-                            | 15-    | 16-         | 0              | 0     | 2-      | 1-    | 0        | 0               | 1+     | 2-              |
| MUNICIPAL                | 88     | 77                            | 475    | 552         | 47             | 0     | 2       | 2     | 0        | 2               | 16     | 5               |
|                          | 87     | 57                            | 526    | 583         | 46             | 0     | 2       | 5     | 0        | 0               | 11     | 10              |
|                          | CHANGE | 20+                           | 51-    | 31-         | 1+             | 0     | 0       | 3-    | 0        | 2+              | 5+     | 5-              |
| CHESTER PD               | 88     | 0                             | 13     | 13          | 2              | 0     | 0       | 0     | 0        | 0               | 0      | 0               |
|                          | 87     | 0                             | 5      | 5           | 0              | 0     | 0       | 0     | 0        | 0               | 1-     | 1-              |
|                          | CHANGE | 0                             | 8+     | 8+          | 2+             | 0     | 0       | 0     | 0        | 0               | 0      | 0               |
| WEIRTON PD               | 88     | 74                            | 422    | 496         | 45             | 0     | 2       | 2     | 0        | 2               | 16     | 5               |
|                          | 87     | 57                            | 483    | 540         | 45             | 0     | 0       | 5     | 0        | 0               | 10     | 9               |
|                          | CHANGE | 17+                           | 61-    | 44-         | 0              | 0     | 0       | 3-    | 0        | 2+              | 6+     | 4-              |
| NEW CUMBERLAND PD        | 88     | 3                             | 40     | 43          | 0              | 0     | 0       | 0     | 0        | 0               | 0      | 0               |
|                          | 87     | 0                             | 38     | 38          | 1              | 0     | 0       | 0     | 0        | 0               | 0      | 0               |
|                          | CHANGE | 3+                            | 2+     | 5+          | 1-             | 0     | 0       | 0     | 0        | 0               | 0      | 0               |
| *****                    |        |                               |        |             |                |       |         |       |          |                 |        |                 |
| HARDY CTY TOTAL          | 88     | 4                             | 92     | 96          | 1              | 1     | 0       | 1     | 2        | 3               | 2      | 42              |
|                          | 87     | 4                             | 141    | 145         | 7              | 2     | 3       | 49    | 0        | 0               | 9      | 35              |
|                          | CHANGE | 0                             | 49-    | 49-         | 6-             | 1-    | 3-      | 48-   | 2+       | 3+              | 7-     | 7+              |
| *****                    |        |                               |        |             |                |       |         |       |          |                 |        |                 |
| RURAL                    | 88     | 4                             | 88     | 92          | 1              | 1     | 0       | 1     | 2        | 3               | 2      | 42              |
|                          | 87     | 3                             | 132    | 135         | 6              | 2     | 3       | 49    | 0        | 0               | 9      | 35              |
|                          | CHANGE | 1+                            | 44-    | 43-         | 5-             | 1-    | 3-      | 48-   | 2+       | 3+              | 7-     | 7+              |
| SHERIFF                  | 88     | 2                             | 43     | 45          | 0              | 0     | 0       | 0     | 0        | 1               | 0      | 41              |
|                          | 87     | 1                             | 89     | 90          | 5              | 2     | 1       | 46    | 0        | 0               | 2      | 33              |
|                          | CHANGE | 1+                            | 46-    | 45-         | 5-             | 2-    | 1-      | 46-   | 0        | 1+              | 2-     | 8+              |
| STATE POLICE             | 88     | 2                             | 45     | 47          | 1              | 1     | 0       | 1     | 2        | 2               | 2      | 1               |
|                          | 87     | 2                             | 43     | 45          | 1              | 0     | 2       | 3     | 0        | 0               | 2      | 2               |
|                          | CHANGE | 0                             | 2+     | 2+          | 0              | 1+    | 2-      | 2-    | 2+       | 2+              | 5-     | 1-              |
| MUNICIPAL                | 88     | 0                             | 4      | 4           | 0              | 0     | 0       | 0     | 0        | 0               | 0      | 0               |
|                          | 87     | 1                             | 9      | 10          | 1              | 0     | 0       | 0     | 0        | 0               | 0      | 0               |
|                          | CHANGE | 1-                            | 5-     | 6-          | 1-             | 0     | 0       | 0     | 0        | 0               | 0      | 0               |
| MOOREFIELD PD            | 88     | 0                             | 4      | 4           | 0              | 0     | 0       | 0     | 0        | 0               | 0      | 0               |
|                          | 87     | 1                             | 9      | 10          | 1              | 0     | 0       | 0     | 0        | 0               | 0      | 0               |
|                          | CHANGE | 1-                            | 5-     | 6-          | 1-             | 0     | 0       | 0     | 0        | 0               | 0      | 0               |
| *****                    |        |                               |        |             |                |       |         |       |          |                 |        |                 |
| HARRISON CTY TOTAL       | 88     | 209                           | 2056   | 2265        | 343            | 3     | 18      | 378   | 3        | 10              | 88     | 71              |
|                          | 87     | 217                           | 2253   | 2470        | 319            | 9     | 12      | 432   | 10       | 24              | 79     | 78              |
|                          | CHANGE | 8-                            | 197-   | 205-        | 24+            | 6-    | 6+      | 54-   | 7-       | 14-             | 9+     | 7-              |
| *****                    |        |                               |        |             |                |       |         |       |          |                 |        |                 |
| RURAL                    | 88     | 16                            | 1120   | 1136        | 275            | 1     | 7       | 366   | 1        | 8               | 61     | 43              |
|                          | 87     | 22                            | 1262   | 1284        | 267            | 2     | 3       | 413   | 10       | 18              | 54     | 46              |
|                          | CHANGE | 6-                            | 142-   | 148-        | 8+             | 1-    | 4+      | 47-   | 9-       | 10-             | 7+     | 3-              |

|       | COML<br>VICF | SEX<br>OFFENSES | NARCOTIC<br>& DRUG | GAMBLING     | FAMILY<br>OFFENSES | DUI               | LIQUOR<br>LAWS   | DRINK             | DISORD           | VAG           | OTHER              | SUSPICION   | CURFEW          | HOMWAYS         |
|-------|--------------|-----------------|--------------------|--------------|--------------------|-------------------|------------------|-------------------|------------------|---------------|--------------------|-------------|-----------------|-----------------|
| 01303 | 0<br>0<br>0  | 0<br>0<br>0     | 3<br>4<br>1-       | 0<br>0<br>0  | 0<br>0<br>0        | 27<br>35<br>8-    | 0<br>2<br>2-     | 1<br>21<br>20-    | 2<br>2<br>0      | 0<br>0<br>0   | 0<br>0<br>0        | 0<br>0<br>0 | 0<br>0<br>0     | 0<br>0<br>0     |
| 01304 | 0<br>0<br>0  | 0<br>0<br>0     | 0<br>0<br>0        | 0<br>0<br>0  | 0<br>0<br>0        | 0<br>1<br>1-      | 0<br>0<br>0      | 4<br>8<br>4-      | 6<br>4<br>2+     | 0<br>0<br>0   | 5<br>9<br>4-       | 0<br>0<br>0 | 1<br>0<br>1+    | 0<br>0<br>0     |
| 014AL | 0<br>0<br>0  | 4<br>6<br>2-    | 6<br>6<br>0        | 0<br>0<br>0  | 3<br>1<br>2+       | 97<br>93<br>4+    | 2<br>0<br>2+     | 33<br>37<br>4-    | 15<br>22<br>7-   | 0<br>0<br>0   | 65<br>64<br>1+     | 0<br>0<br>0 | 0<br>0<br>0     | 1<br>0<br>1+    |
| 014RU | 0<br>0<br>0  | 4<br>5<br>1-    | 6<br>6<br>0        | 0<br>0<br>0  | 3<br>1<br>2+       | 45<br>27<br>18+   | 2<br>0<br>2+     | 6<br>8<br>2-      | 2<br>4<br>2-     | 0<br>0<br>0   | 51<br>64<br>13-    | 0<br>0<br>0 | 0<br>0<br>0     | 1<br>0<br>1+    |
| 01450 | 0<br>0<br>0  | 0<br>0<br>0     | 2<br>3<br>1-       | 0<br>0<br>0  | 1<br>1<br>0        | 23<br>9<br>14+    | 1<br>0<br>1+     | 1<br>1<br>0       | 2<br>4<br>2-     | 0<br>0<br>0   | 32<br>45<br>13-    | 0<br>0<br>0 | 0<br>0<br>0     | 0<br>0<br>0     |
| 0145P | 0<br>0<br>0  | 4<br>5<br>1-    | 4<br>3<br>1+       | 0<br>0<br>0  | 2<br>2<br>2+       | 22<br>18<br>4+    | 1<br>0<br>1+     | 5<br>7<br>2-      | 0<br>0<br>0      | 0<br>0<br>0   | 19<br>19<br>0      | 0<br>0<br>0 | 0<br>0<br>0     | 1<br>0<br>1+    |
| 014ZZ | 0<br>0<br>0  | 0<br>1<br>1-    | 0<br>0<br>0        | 0<br>0<br>0  | 0<br>0<br>0        | 52<br>66<br>14-   | 0<br>0<br>0      | 27<br>29<br>2-    | 13<br>18<br>5-   | 0<br>0<br>0   | 14<br>0<br>14+     | 0<br>0<br>0 | 0<br>0<br>0     | 0<br>0<br>0     |
| 01401 | 0<br>0<br>0  | 0<br>1<br>1-    | 0<br>0<br>0        | 0<br>0<br>0  | 0<br>0<br>0        | 52<br>66<br>14-   | 0<br>0<br>0      | 27<br>29<br>2-    | 13<br>18<br>5-   | 0<br>0<br>0   | 14<br>0<br>14+     | 0<br>0<br>0 | 0<br>0<br>0     | 0<br>0<br>0     |
| 15AL  | 0<br>0<br>0  | 0<br>0<br>0     | 26<br>26<br>0      | 0<br>0<br>0  | 2<br>0<br>2+       | 216<br>246<br>30- | 0<br>1<br>1-     | 144<br>146<br>2-  | 74<br>95<br>21-  | 0<br>0<br>0   | 202<br>162<br>40+  | 0<br>0<br>0 | 11<br>10<br>1+  | 5<br>2<br>3+    |
| 15RU  | 0<br>0<br>0  | 0<br>0<br>0     | 17<br>15<br>2+     | 0<br>0<br>0  | 0<br>0<br>0        | 61<br>75<br>14-   | 0<br>0<br>0      | 15<br>12<br>3+    | 15<br>9<br>6+    | 0<br>0<br>0   | 94<br>68<br>26+    | 0<br>0<br>0 | 0<br>0<br>0     | 0<br>0<br>0     |
| 1550  | 0<br>0<br>0  | 0<br>0<br>0     | 14<br>10<br>4+     | 0<br>0<br>0  | 0<br>0<br>0        | 59<br>65<br>6-    | 0<br>0<br>0      | 15<br>11<br>4+    | 14<br>7<br>7+    | 0<br>0<br>0   | 93<br>67<br>26+    | 0<br>0<br>0 | 0<br>0<br>0     | 0<br>0<br>0     |
| 155P  | 0<br>0<br>0  | 0<br>0<br>0     | 3<br>5<br>2-       | 0<br>0<br>0  | 0<br>0<br>0        | 2<br>10<br>8-     | 0<br>0<br>0      | 0<br>1<br>1-      | 1<br>2<br>1-     | 0<br>0<br>0   | 1<br>1<br>0        | 0<br>0<br>0 | 0<br>0<br>0     | 0<br>0<br>0     |
| 15ZZ  | 0<br>0<br>0  | 0<br>0<br>0     | 9<br>11<br>2-      | 0<br>0<br>0  | 2<br>0<br>2+       | 155<br>171<br>16- | 0<br>1<br>1-     | 129<br>134<br>5-  | 59<br>86<br>27-  | 0<br>0<br>0   | 108<br>94<br>14+   | 0<br>0<br>0 | 11<br>10<br>1+  | 5<br>2<br>3+    |
| 1501  | 0<br>0<br>0  | 0<br>0<br>0     | 0<br>0<br>0        | 0<br>0<br>0  | 0<br>0<br>0        | 2<br>1<br>1+      | 0<br>0<br>0      | 1<br>1<br>0       | 7<br>1<br>6+     | 0<br>0<br>0   | 1<br>1<br>1+       | 0<br>0<br>0 | 0<br>0<br>0     | 0<br>0<br>0     |
| 1502  | 0<br>0<br>0  | 0<br>0<br>0     | 9<br>11<br>2-      | 0<br>0<br>0  | 2<br>0<br>2+       | 129<br>156<br>27- | 0<br>0<br>0      | 124<br>78<br>4-   | 44<br>78<br>34-  | 0<br>0<br>0   | 101<br>84<br>17+   | 0<br>0<br>0 | 10<br>10<br>0   | 5<br>2<br>3+    |
| 503   | 0<br>0<br>0  | 0<br>0<br>0     | 0<br>0<br>0        | 0<br>0<br>0  | 0<br>0<br>0        | 24<br>14<br>10+   | 0<br>1<br>1-     | 4<br>5<br>1-      | 8<br>7<br>1+     | 0<br>0<br>0   | 6<br>10<br>4-      | 0<br>0<br>0 | 1<br>0<br>1+    | 0<br>0<br>0     |
| 6AL   | 0<br>0<br>0  | 1<br>1<br>0     | 3<br>4<br>1-       | 0<br>0<br>0  | 0<br>0<br>0        | 32<br>27<br>5+    | 3<br>0<br>3+     | 2<br>2<br>2-      | 1<br>1<br>1+     | 0<br>0<br>0   | 4<br>5<br>1-       | 0<br>0<br>0 | 0<br>1<br>1-    | 0<br>0<br>0     |
| 6RU   | 0<br>0<br>0  | 1<br>1<br>0     | 3<br>4<br>1-       | 0<br>0<br>0  | 0<br>0<br>0        | 29<br>19<br>10+   | 3<br>0<br>3+     | 0<br>2<br>2-      | 0<br>0<br>0      | 0<br>0<br>0   | 4<br>5<br>1-       | 0<br>0<br>0 | 0<br>0<br>0     | 0<br>0<br>0     |
| 650   | 0<br>0<br>0  | 0<br>0<br>0     | 3<br>0<br>3+       | 0<br>0<br>0  | 0<br>0<br>0        | 0<br>0<br>0       | 0<br>0<br>0      | 0<br>0<br>0       | 0<br>0<br>0      | 0<br>0<br>0   | 1<br>1<br>1-       | 0<br>0<br>0 | 0<br>0<br>0     | 0<br>0<br>0     |
| 65P   | 0<br>0<br>0  | 1<br>1<br>0     | 0<br>4<br>4-       | 0<br>0<br>0  | 0<br>0<br>0        | 29<br>19<br>10+   | 3<br>0<br>3+     | 0<br>2<br>2-      | 0<br>0<br>0      | 0<br>0<br>0   | 4<br>4<br>0        | 0<br>0<br>0 | 0<br>0<br>0     | 0<br>0<br>0     |
| 5ZZ   | 0<br>0<br>0  | 0<br>0<br>0     | 0<br>0<br>0        | 0<br>0<br>0  | 0<br>0<br>0        | 3<br>5<br>5-      | 0<br>0<br>0      | 0<br>0<br>0       | 1<br>0<br>1+     | 0<br>0<br>0   | 0<br>0<br>0        | 0<br>0<br>0 | 0<br>1<br>1-    | 0<br>0<br>0     |
| 01    | 0<br>0<br>0  | 0<br>0<br>0     | 0<br>0<br>0        | 0<br>0<br>0  | 0<br>0<br>0        | 3<br>8<br>5-      | 0<br>0<br>0      | 0<br>0<br>0       | 1<br>0<br>1+     | 0<br>0<br>0   | 0<br>0<br>0        | 0<br>0<br>0 | 0<br>1<br>1-    | 0<br>0<br>0     |
| AL    | 0<br>0<br>0  | 16<br>7<br>7+   | 11<br>29<br>18-    | 0<br>2<br>2- | 8<br>18<br>10-     | 215<br>274<br>59- | 64<br>109<br>45- | 473<br>389<br>84+ | 97<br>107<br>10- | 7<br>10<br>3- | 360<br>461<br>101- | 0<br>0<br>0 | 57<br>44<br>13+ | 45<br>57<br>14- |
| RU    | 0<br>0<br>0  | 8<br>3<br>5+    | 7<br>12<br>5-      | 0<br>0<br>0  | 1<br>4<br>3-       | 76<br>95<br>19-   | 2<br>0<br>2+     | 41<br>48<br>7-    | 0<br>0<br>0      | 0<br>0<br>0   | 233<br>299<br>66-  | 0<br>0<br>0 | 0<br>0<br>0     | 6<br>10<br>4-   |

# PART II ARRESTS

| PART II ARRESTS BY CHARGE AND AGENCY TYPE |    |          |        |             |                |       |         |       |          |                 |        |                 |
|---|----|----------|--------|-------------|----------------|-------|---------|-------|----------|-----------------|--------|-----------------|
|   |    | JUVENILE | ADULTS | GRAND TOTAL | OTHER ASSAULTS | ARSON | FORGERY | FRAUD | EMBEZZLE | STOLEN PROPERTY | VANDAL | ILLEGAL WEAPONS |
| SHERIFF                                   | 88 | 6        | 988    | 994         | 266            | 0     | 2       | 361   | 0        | 2               | 56     | 42              |
| CHANGE                                    | 87 | 4        | 1075   | 1079        | 255            | 2     | 1       | 409   | 0        | 3               | 51     | 42              |
|   |    | 2+       | 87-    | 85-         | 11+            | 2-    | 1+      | 48-   | 0        | 1-              | 5+     | 0               |
| STATE POLICE                              | 88 | 10       | 132    | 142         | 9              | 1     | 5       | 5     | 1        | 6               | 5      | 1               |
| CHANGE                                    | 87 | 18       | 187    | 205         | 12             | 0     | 2       | 4     | 10       | 15              | 3      | 4               |
|   |    | 8-       | 55-    | 63-         | 3-             | 1+    | 3+      | 1+    | 9-       | 9-              | 2+     | 3-              |
| MUNICIPAL                                 | 88 | 193      | 936    | 1129        | 68             | 2     | 11      | 12    | 2        | 2               | 27     | 28              |
| CHANGE                                    | 87 | 195      | 991    | 1186        | 52             | 7     | 9       | 19    | 0        | 6               | 25     | 32              |
|   |    | 2-       | 55-    | 57-         | 16+            | 5-    | 2+      | 7-    | 2+       | 4-              | 2+     | 4-              |
| BRIDGEPORT PD                             | 88 | 7        | 122    | 129         | 6              | 0     | 2       | 4     | 1        | 1               | 4      | 3               |
| CHANGE                                    | 87 | 17       | 115    | 132         | 2              | 0     | 0       | 7     | 0        | 0               | 6      | 5               |
|   |    | 10-      | 7+     | 3-          | 4+             | 0     | 2+      | 3-    | 1+       | 1+              | 2-     | 2-              |
| CLARKSBURG PD                             | 88 | 79       | 537    | 616         | 54             | 2     | 9       | 6     | 1        | 1               | 0      | 23              |
| CHANGE                                    | 87 | 74       | 626    | 700         | 42             | 5     | 9       | 12    | 0        | 2               | 6      | 22              |
|   |    | 5+       | 89-    | 84-         | 12+            | 3-    | 0       | 6-    | 1+       | 1-              | 6-     | 1+              |
| SALEM PD                                  | 88 | 8        | 91     | 99          | 4              | 0     | 0       | 0     | 0        | 0               | 3      | 1               |
| CHANGE                                    | 87 | 12       | 94     | 106         | 4              | 0     | 0       | 0     | 0        | 0               | 3      | 1               |
|   |    | 4-       | 3-     | 7-          | 0              | 0     | 0       | 0     | 0        | 0               | 0      | 0               |
| SHIHNSTON PD                              | 88 | 25       | 84     | 109         | 0              | 0     | 0       | 0     | 0        | 0               | 6      | 0               |
| CHANGE                                    | 87 | 16       | 66     | 82          | 0              | 0     | 0       | 0     | 0        | 0               | 6      | 0               |
|   |    | 9+       | 18+    | 27+         | 0              | 0     | 0       | 0     | 0        | 0               | 0      | 0               |
| STONEWOOD PD                              | 88 | 48       | 28     | 76          | 1              | 0     | 0       | 0     | 0        | 0               | 13     | 0               |
| CHANGE                                    | 87 | 13       | 14     | 27          | 2              | 0     | 0       | 0     | 0        | 0               | 0      | 1               |
|   |    | 35+      | 14+    | 49+         | 1-             | 0     | 0       | 0     | 0        | 0               | 13+    | 1-              |
| ANMOORE PD                                | 88 | 9        | 28     | 37          | 2              | 0     | 0       | 0     | 0        | 0               | 0      | 1               |
| CHANGE                                    | 87 | 14       | 41     | 55          | 2              | 0     | 0       | 0     | 0        | 4               | 3      | 2               |
|   |    | 5-       | 13-    | 18-         | 0              | 0     | 0       | 0     | 0        | 4-              | 3-     | 1-              |
| NUTTER FORT PD                            | 88 | 4        | 18     | 22          | 1              | 0     | 0       | 0     | 0        | 0               | 1      | 0               |
| CHANGE                                    | 87 | 17       | 10     | 27          | 0              | 0     | 0       | 0     | 0        | 0               | 1      | 0               |
|   |    | 13-      | 8+     | 5-          | 1+             | 0     | 0       | 0     | 0        | 0               | 1+     | 1-              |
| LUMBERPORT PD                             | 88 | 13       | 28     | 41          | 0              | 0     | 0       | 2     | 0        | 0               | 0      | 0               |
| CHANGE                                    | 87 | 32       | 25     | 57          | 0              | 2     | 0       | 0     | 0        | 0               | 1      | 0               |
|   |    | 19-      | 3+     | 16-         | 0              | 2-    | 0       | 2+    | 0        | 0               | 1-     | 0               |
| *****                                     |    |          |        |             |                |       |         |       |          |                 |        |                 |
| JACKSON CTY TOTAL                         | 88 | 19       | 292    | 312         | 31             | 2     | 6       | 31    | 1        | 0               | 12     | 25              |
| CHANGE                                    | 87 | 10       | 292    | 302         | 24             | 2     | 3       | 37    | 0        | 3               | 8      | 26              |
|   |    | 9+       | 7+     | 16+         | 7+             | 1-    | 3+      | 6-    | 1+       | 3-              | 4+     | 1-              |
| *****                                     |    |          |        |             |                |       |         |       |          |                 |        |                 |
| RURAL                                     | 88 | 4        | 173    | 177         | 23             | 1     | 4       | 31    | 1        | 0               | 3      | 25              |
| CHANGE                                    | 87 | 1        | 161    | 162         | 12             | 2     | 1       | 36    | 0        | 3               | 1      | 25              |
|   |    | 3+       | 12+    | 15+         | 11+            | 1-    | 3+      | 5-    | 1+       | 3-              | 2+     | 0               |
| SHERIFF                                   | 88 | 2        | 120    | 122         | 21             | 0     | 3       | 30    | 0        | 0               | 3      | 24              |
| CHANGE                                    | 87 | 1        | 120    | 121         | 12             | 2     | 0       | 35    | 0        | 3               | 1      | 25              |
|   |    | 1+       | 0      | 1+          | 9+             | 2-    | 3+      | 5-    | 0        | 3-              | 2+     | 1-              |
| STATE POLICE                              | 88 | 2        | 53     | 55          | 2              | 1     | 1       | 1     | 1        | 0               | 0      | 1               |
| CHANGE                                    | 87 | 0        | 41     | 41          | 0              | 0     | 1       | 1     | 0        | 0               | 0      | 0               |
|   |    | 2+       | 12+    | 14+         | 2+             | 1+    | 0       | 0     | 1+       | 0               | 0      | 1+              |
| MUNICIPAL                                 | 88 | 15       | 126    | 141         | 8              | 0     | 2       | 0     | 0        | 0               | 9      | 0               |
| CHANGE                                    | 87 | 9        | 131    | 140         | 12             | 0     | 2       | 1     | 0        | 0               | 7      | 1               |
|   |    | 6+       | 5-     | 1+          | 4-             | 0     | 0       | 1-    | 0        | 0               | 2+     | 1-              |
| RAVENSWOOD PD                             | 88 | 13       | 39     | 52          | 7              | 0     | 2       | 0     | 0        | 0               | 6      | 0               |
| CHANGE                                    | 87 | 7        | 77     | 84          | 7              | 0     | 1       | 1     | 0        | 0               | 7      | 0               |
|   |    | 6+       | 38-    | 32-         | 0              | 0     | 1+      | 1-    | 0        | 0               | 1-     | 0               |
| RIPLEY PD                                 | 88 | 2        | 87     | 89          | 1              | 0     | 0       | 0     | 0        | 0               | 3      | 0               |
| CHANGE                                    | 87 | 2        | 54     | 56          | 5              | 0     | 1       | 0     | 0        | 0               | 0      | 1               |
|   |    | 0        | 33+    | 33+         | 4-             | 0     | 1-      | 0     | 0        | 0               | 3+     | 1-              |
| *****                                     |    |          |        |             |                |       |         |       |          |                 |        |                 |
| JEFFERSON CTY TOTAL                       | 88 | 27       | 544    | 571         | 58             | 2     | 7       | 16    | 3        | 4               | 23     | 14              |
| CHANGE                                    | 87 | 47       | 640    | 687         | 83             | 3     | 5       | 14    | 2        | 19              | 35     | 22              |
|   |    | 20-      | 96-    | 116-        | 25-            | 1-    | 2+      | 2+    | 1+       | 15-             | 12-    | 8-              |
| *****                                     |    |          |        |             |                |       |         |       |          |                 |        |                 |
| RURAL                                     | 88 | 8        | 284    | 292         | 38             | 0     | 4       | 14    | 0        | 3               | 9      | 6               |
| CHANGE                                    | 87 | 10       | 345    | 355         | 64             | 1     | 3       | 11    | 1        | 11              | 16     | 13              |
|   |    | 2-       | 61-    | 63-         | 26-            | 1-    | 1+      | 3+    | 1-       | 8-              | 7-     | 7-              |
| SHERIFF                                   | 88 | 0        | 54     | 54          | 2              | 0     | 0       | 0     | 0        | 0               | 0      | 2               |
| CHANGE                                    | 87 | 0        | 105    | 105         | 18             | 0     | 0       | 0     | 0        | 3               | 0      | 7               |
|   |    | 0        | 51-    | 51-         | 16-            | 0     | 0       | 0     | 0        | 3-              | 0      | 5-              |
| STATE POLICE                              | 88 | 8        | 230    | 238         | 36             | 0     | 4       | 14    | 0        | 3               | 9      | 4               |
| CHANGE                                    | 87 | 10       | 240    | 250         | 46             | 1     | 3       | 11    | 1        | 8               | 16     | 6               |
|   |    | 2-       | 10-    | 12-         | 10-            | 1-    | 1+      | 3+    | 1-       | 5-              | 7-     | 2-              |
| MUNICIPAL                                 | 88 | 19       | 260    | 279         | 20             | 2     | 3       | 2     | 3        | 1               | 14     | 8               |
| CHANGE                                    | 87 | 37       | 295    | 332         | 19             | 2     | 3       | 3     | 0        | 8               | 19     | 9               |
|   |    | 18-      | 35-    | 53-         | 1+             | 0     | 1+      | 1-    | 3+       | 7-              | 5-     | 1-              |
| CHARLES TOWN PD                           | 88 | 10       | 170    | 180         | 19             | 0     | 1       | 0     | 0        | 1               | 13     | 7               |
| CHANGE                                    | 87 | 20       | 177    | 197         | 14             | 2     | 2       | 2     | 0        | 5               | 14     | 6               |
|   |    | 10-      | 7-     | 17-         | 5+             | 2-    | 1-      | 2-    | 0        | 4-              | 1-     | 1+              |
| SHEPHERDSTOWN PD                          | 88 | 0        | 0      | 0           | 0              | 0     | 0       | 0     | 0        | 0               | 0      | 0               |
| CHANGE                                    | 87 | 1        | 5      | 6           | 0              | 0     | 0       | 0     | 0        | 0               | 0      | 0               |
|   |    | 1-       | 5-     | 6-          | 0              | 0     | 0       | 0     | 0        | 0               | 0      | 0               |
| RANSON PD                                 | 88 | 4        | 73     | 77          | 0              | 0     | 1       | 0     | 3        | 0               | 0      | 0               |
| CHANGE                                    | 87 | 7        | 73     | 80          | 0              | 0     | 0       | 0     | 0        | 3               | 0      | 0               |
|   |    | 3-       | 0      | 3-          | 0              | 0     | 1+      | 0     | 3+       | 3-              | 0      | 0               |



|       | COML<br>VICE | SEX<br>OFFENSES | HARCOTIC<br>& DRUG | GAMBLING     | FAMILY<br>OFFENSES | DUI               | LIQUOR<br>LAWS   | DRUNK             | DISORD           | VAG           | OTHER             | SUSPICION   | CURFEW          | RUNAWAYS        |
|-------|--------------|-----------------|--------------------|--------------|--------------------|-------------------|------------------|-------------------|------------------|---------------|-------------------|-------------|-----------------|-----------------|
| 01750 | 0<br>0<br>0  | 2<br>2<br>0     | 2<br>6<br>4-       | 0<br>0<br>0  | 1<br>2<br>1-       | 44<br>47<br>3-    | 0<br>0<br>0      | 19<br>25<br>6-    | 0<br>0<br>0      | 0<br>0<br>0   | 197<br>234<br>37- | 0<br>0<br>0 | 0<br>0<br>0     | 0<br>0<br>0     |
| 0175P | 0<br>0<br>0  | 6<br>1<br>5+    | 5<br>6<br>1-       | 0<br>0<br>0  | 0<br>2<br>2-       | 32<br>48<br>16-   | 2<br>0<br>2+     | 22<br>23<br>1-    | 0<br>0<br>0      | 0<br>0<br>0   | 36<br>68<br>29-   | 0<br>0<br>0 | 0<br>0<br>0     | 6<br>10<br>4-   |
| 017ZZ | 0<br>0<br>0  | 8<br>4<br>4+    | 4<br>17<br>13-     | 0<br>2<br>2- | 7<br>14<br>7-      | 139<br>179<br>40- | 62<br>109<br>47- | 432<br>341<br>91+ | 97<br>107<br>10- | 7<br>10<br>3- | 127<br>162<br>35- | 0<br>0<br>0 | 57<br>44<br>13+ | 37<br>47<br>10- |
| 01701 | 0<br>0<br>0  | 1<br>0<br>1+    | 1<br>1<br>0        | 0<br>0<br>0  | 2<br>0<br>2+       | 31<br>29<br>2+    | 17<br>34<br>17-  | 28<br>8<br>20+    | 9<br>21<br>12-   | 0<br>0<br>0   | 19<br>15<br>4+    | 0<br>0<br>0 | 0<br>4<br>4-    | 0<br>0<br>0     |
| 01702 | 0<br>0<br>0  | 7<br>3<br>4+    | 3<br>14<br>11-     | 0<br>2<br>2- | 5<br>10<br>5-      | 50<br>76<br>26-   | 42<br>68<br>26-  | 247<br>223<br>24+ | 58<br>64<br>6-   | 2<br>6<br>4-  | 62<br>101<br>39-  | 0<br>0<br>0 | 18<br>20<br>2-  | 26<br>15<br>11+ |
| 01703 | 0<br>0<br>0  | 0<br>0<br>0     | 0<br>2<br>2-       | 0<br>0<br>0  | 0<br>3<br>3-       | 18<br>23<br>5-    | 3<br>1<br>2+     | 38<br>26<br>12+   | 4<br>14<br>10-   | 1<br>0<br>1+  | 22<br>22<br>0     | 0<br>0<br>0 | 5<br>6<br>1-    | 0<br>1<br>1-    |
| 01704 | 0<br>0<br>0  | 0<br>0<br>0     | 0<br>0<br>0        | 0<br>0<br>0  | 0<br>1<br>1-       | 18<br>25<br>7-    | 0<br>0<br>0      | 50<br>33<br>17+   | 12<br>3<br>9+    | 0<br>0<br>0   | 12<br>8<br>4+     | 0<br>0<br>0 | 11<br>0<br>11+  | 0<br>6<br>6-    |
| 01705 | 0<br>0<br>0  | 0<br>0<br>0     | 0<br>0<br>0        | 0<br>0<br>0  | 0<br>0<br>0        | 3<br>1<br>2+      | 0<br>0<br>0      | 22<br>11<br>11+   | 12<br>3<br>9+    | 0<br>0<br>0   | 1<br>0<br>0       | 0<br>0<br>0 | 22<br>7<br>15+  | 2<br>1<br>1+    |
| 01706 | 0<br>0<br>0  | 0<br>1<br>1-    | 0<br>0<br>0        | 0<br>0<br>0  | 0<br>0<br>0        | 12<br>17<br>5-    | 0<br>6<br>6-     | 8<br>11<br>3-     | 0<br>1<br>1-     | 0<br>0<br>0   | 11<br>3<br>8+     | 0<br>0<br>0 | 0<br>0<br>0     | 3<br>5<br>2-    |
| 01707 | 0<br>0<br>0  | 0<br>0<br>0     | 0<br>0<br>0        | 0<br>0<br>0  | 0<br>0<br>0        | 4<br>4<br>0       | 0<br>0<br>0      | 15<br>5<br>10+    | 0<br>0<br>0      | 0<br>0<br>0   | 0<br>12<br>12-    | 0<br>0<br>0 | 0<br>4<br>4-    | 1<br>1<br>0     |
| 01708 | 0<br>0<br>0  | 0<br>0<br>0     | 0<br>0<br>0        | 0<br>0<br>0  | 0<br>0<br>0        | 3<br>4<br>1-      | 0<br>0<br>0      | 24<br>24<br>0     | 2<br>1<br>1+     | 4<br>4<br>0   | 0<br>0<br>0       | 0<br>0<br>0 | 1<br>3<br>2-    | 5<br>18<br>13-  |
| ***** |              |                 |                    |              |                    |                   |                  |                   |                  |               |                   |             |                 |                 |
| 018AL | 0<br>0<br>0  | 7<br>2<br>5+    | 7<br>1<br>6+       | 0<br>0<br>0  | 0<br>0<br>0        | 80<br>76<br>4+    | 15<br>1<br>14+   | 60<br>62<br>2-    | 6<br>11<br>5-    | 0<br>5<br>5-  | 31<br>36<br>5-    | 0<br>0<br>0 | 0<br>0<br>0     | 5<br>5<br>0     |
| ***** |              |                 |                    |              |                    |                   |                  |                   |                  |               |                   |             |                 |                 |
| 018RU | 0<br>0<br>0  | 6<br>2<br>4+    | 6<br>0<br>6+       | 0<br>0<br>0  | 0<br>0<br>0        | 38<br>40<br>2-    | 0<br>0<br>0      | 28<br>23<br>5+    | 0<br>0<br>0      | 0<br>5<br>5-  | 10<br>12<br>2-    | 0<br>0<br>0 | 0<br>0<br>0     | 1<br>0<br>1+    |
| 018S0 | 0<br>0<br>0  | 0<br>1<br>1-    | 0<br>0<br>0        | 0<br>0<br>0  | 0<br>0<br>0        | 21<br>12<br>9+    | 0<br>0<br>0      | 14<br>17<br>3-    | 0<br>0<br>0      | 0<br>5<br>5-  | 6<br>8<br>2-      | 0<br>0<br>0 | 0<br>0<br>0     | 0<br>0<br>0     |
| 018SP | 0<br>0<br>0  | 6<br>1<br>5+    | 6<br>0<br>6+       | 0<br>0<br>0  | 0<br>0<br>0        | 17<br>28<br>11-   | 0<br>0<br>0      | 14<br>6<br>8+     | 0<br>0<br>0      | 0<br>0<br>0   | 4<br>4<br>0       | 0<br>0<br>0 | 0<br>0<br>0     | 1<br>0<br>1+    |
| 018ZZ | 0<br>0<br>0  | 1<br>0<br>1+    | 1<br>1<br>0        | 0<br>0<br>0  | 0<br>0<br>0        | 42<br>36<br>6+    | 15<br>1<br>14+   | 32<br>39<br>7-    | 6<br>11<br>5-    | 0<br>0<br>0   | 21<br>24<br>3-    | 0<br>0<br>0 | 0<br>0<br>0     | 4<br>5<br>1-    |
| 01801 | 0<br>0<br>0  | 1<br>0<br>1+    | 1<br>1<br>0        | 0<br>0<br>0  | 0<br>0<br>0        | 18<br>20<br>2-    | 0<br>0<br>0      | 3<br>27<br>24-    | 0<br>3<br>3-     | 0<br>0<br>0   | 10<br>12<br>2-    | 0<br>0<br>0 | 0<br>0<br>0     | 4<br>5<br>1-    |
| 01802 | 0<br>0<br>0  | 0<br>0<br>0     | 0<br>0<br>0        | 0<br>0<br>0  | 0<br>0<br>0        | 24<br>16<br>8+    | 15<br>1<br>14+   | 29<br>12<br>17+   | 6<br>8<br>2-     | 0<br>0<br>0   | 11<br>12<br>1-    | 0<br>0<br>0 | 0<br>0<br>0     | 0<br>0<br>0     |
| ***** |              |                 |                    |              |                    |                   |                  |                   |                  |               |                   |             |                 |                 |
| 019AL | 0<br>0<br>0  | 4<br>8<br>4-    | 69<br>37<br>32+    | 0<br>0<br>0  | 7<br>0<br>7+       | 128<br>170<br>42- | 0<br>1<br>1-     | 115<br>141<br>26- | 22<br>37<br>15-  | 0<br>2<br>2-  | 94<br>103<br>9-   | 0<br>0<br>0 | 1<br>2<br>1-    | 4<br>4<br>0     |
| ***** |              |                 |                    |              |                    |                   |                  |                   |                  |               |                   |             |                 |                 |
| 019RU | 0<br>0<br>0  | 2<br>7<br>5-    | 52<br>19<br>33+    | 0<br>0<br>0  | 7<br>0<br>7+       | 88<br>112<br>24-  | 0<br>0<br>0      | 41<br>47<br>6-    | 1<br>0<br>1+     | 0<br>0<br>0   | 25<br>50<br>25-   | 0<br>0<br>0 | 0<br>0<br>0     | 2<br>0<br>2+    |
| 019S0 | 0<br>0<br>0  | 0<br>0<br>0     | 1<br>2<br>1-       | 0<br>0<br>0  | 0<br>0<br>0        | 49<br>50<br>1-    | 0<br>0<br>0      | 0<br>0<br>0       | 0<br>0<br>0      | 0<br>0<br>0   | 0<br>25<br>25-    | 0<br>0<br>0 | 0<br>0<br>0     | 0<br>0<br>0     |
| 019SP | 0<br>0<br>0  | 2<br>7<br>5-    | 51<br>17<br>34+    | 0<br>0<br>0  | 7<br>0<br>7+       | 39<br>62<br>23-   | 0<br>0<br>0      | 41<br>47<br>6-    | 1<br>0<br>1+     | 0<br>0<br>0   | 25<br>25<br>0     | 0<br>0<br>0 | 0<br>0<br>0     | 2<br>0<br>2+    |
| 019ZZ | 0<br>0<br>0  | 2<br>1<br>1+    | 17<br>18<br>1-     | 0<br>0<br>0  | 0<br>0<br>0        | 40<br>58<br>18-   | 0<br>1<br>1-     | 74<br>94<br>20-   | 21<br>37<br>16-  | 0<br>2<br>2-  | 69<br>53<br>16+   | 0<br>0<br>0 | 1<br>2<br>1-    | 2<br>4<br>2-    |
| 01901 | 0<br>0<br>0  | 2<br>0<br>2+    | 7<br>16<br>9-      | 0<br>0<br>0  | 0<br>0<br>0        | 15<br>25<br>10-   | 0<br>1<br>1-     | 31<br>39<br>8-    | 19<br>27<br>8-   | 0<br>0<br>0   | 63<br>42<br>21+   | 0<br>0<br>0 | 0<br>0<br>0     | 2<br>0<br>0     |
| 01902 | 0<br>0<br>0  | 0<br>0<br>0     | 0<br>1<br>1-       | 0<br>0<br>0  | 0<br>0<br>0        | 0<br>2<br>2-      | 0<br>0<br>0      | 0<br>0<br>0       | 0<br>0<br>0      | 0<br>0<br>0   | 0<br>3<br>3-      | 0<br>0<br>0 | 0<br>0<br>0     | 0<br>0<br>0     |
| 01903 | 0<br>0<br>0  | 0<br>0<br>0     | 10<br>0<br>10+     | 0<br>0<br>0  | 0<br>0<br>0        | 21<br>23<br>2-    | 0<br>0<br>0      | 42<br>52<br>10-   | 0<br>0<br>0      | 0<br>0<br>0   | 0<br>0<br>0       | 0<br>0<br>0 | 0<br>2<br>2-    | 0<br>0<br>0     |

# PART II ARRESTS

|                          |        | PART II ARRESTS BY CHARGE AND AGENCY TYPE |        |             |                | ARSON | FORGERY | FRAUD | EMBEZZLE | STOLEN PROPERTY | VANDAL | ILLEGAL WEAPONS |    |
|--------------------------|--------|---|--------|-------------|----------------|-------|---------|-------|----------|-----------------|--------|-----------------|----|
|                          |        | JUVENILE                                  | ADULTS | GRAND TOTAL | OTHER ASSAULTS |       |         |       |          |                 |        |                 |    |
| HARPERS FERRY PD         | 88     | 5   | 17     | 22          | 1              | 2     | 1       | 2     | 0        | 0               | 1      | 1               |    |
|                          | 87     | 9   | 40     | 49          | 5              | 0     | 0       | 1     | 0        | 0               | 5      | 3               |    |
|                          | CHANGE | 4-  | 23-    | 27-         | 4-             | 2+    | 1+      | 1+    | 0        | 0               | 4-     | 2-              |    |
| *****                    |        |   |        |             |                |       |         |       |          |                 |        |                 |    |
| KANAWHA CTY              | TOTAL  | 88  | 514    | 9130        | 9644           | 14    | 52      | 829   | 8        | 63              | 377    | 287             |    |
|                          | 87     | 535                                       | 11059  | 11594       | 1148           | 15    | 118     | 2128  | 13       | 107             | 392    | 312             |    |
|                          | CHANGE | 21-                                       | 1929-  | 1950-       | 1-             | 1-    | 66-     | 1299- | 5-       | 44-             | 15-    | 25-             |    |
| *****                    |        |   |        |             |                |       |         |       |          |                 |        |                 |    |
| RURAL                    | 88     | 111                                       | 3880   | 3991        | 492            | 3     | 25      | 692   | 2        | 26              | 181    | 108             |    |
|                          | 87     | 95  | 5323   | 5418        | 477            | 8     | 26      | 2059  | 4        | 64              | 172    | 113             |    |
|                          | CHANGE | 16+                                       | 1443-  | 1427-       | 15+            | 5-    | 1-      | 1367- | 2-       | 38-             | 9+     | 5-              |    |
| SHERIFF                  | 88     | 44  | 3019   | 3063        | 359            | 1     | 0       | 658   | 0        | 10              | 144    | 77              |    |
|                          | 87     | 38  | 4280   | 4318        | 309            | 2     | 2       | 2043  | 2        | 9               | 123    | 84              |    |
|                          | CHANGE | 6+  | 1261-  | 1255-       | 50+            | 1-    | 2-      | 1385- | 2-       | 1+              | 21+    | 7-              |    |
| STATE POLICE             | 88     | 67  | 861    | 928         | 133            | 2     | 25      | 34    | 2        | 16              | 37     | 31              |    |
|                          | 87     | 57  | 1043   | 1100        | 168            | 6     | 24      | 16    | 2        | 55              | 49     | 29              |    |
|                          | CHANGE | 10+                                       | 182-   | 172-        | 35-            | 4-    | 1+      | 18+   | 0        | 39-             | 12-    | 2+              |    |
| MUNICIPAL                | 88     | 403                                       | 5250   | 5653        | 655            | 11    | 27      | 137   | 6        | 37              | 196    | 179             |    |
|                          | 87     | 440                                       | 5736   | 6176        | 671            | 7     | 92      | 69    | 9        | 43              | 220    | 199             |    |
|                          | CHANGE | 37-                                       | 486-   | 523-        | 16-            | 4+    | 65-     | 68+   | 3-       | 6-              | 24-    | 20-             |    |
| BELLE PD                 | 88     | 0   | 5      | 5           | 2              | 0     | 0       | 0     | 0        | 0               | 0      | 0               |    |
|                          | 87     | 0   | 3      | 3           | 1              | 0     | 0       | 0     | 0        | 0               | 0      | 0               |    |
|                          | CHANGE | 0   | 2+     | 2+          | 1+             | 0     | 0       | 0     | 0        | 0               | 0      | 0               |    |
| CHARLESTON PD            | 88     | 227                                       | 4163   | 4390        | 549            | 6     | 15      | 131   | 5        | 30              | 172    | 151             |    |
|                          | 87     | 237                                       | 4734   | 4971        | 607            | 7     | 73      | 68    | 8        | 34              | 195    | 173             |    |
|                          | CHANGE | 10-                                       | 571-   | 581-        | 58-            | 1-    | 58-     | 63+   | 3-       | 4-              | 23-    | 22-             |    |
| DUNBAR PD                | 88     | 14  | 144    | 158         | 25             | 1     | 2       | 2     | 0        | 1               | 6      | 5               |    |
|                          | 87     | 18  | 188    | 206         | 16             | 0     | 1       | 0     | 0        | 3               | 4      | 7               |    |
|                          | CHANGE | 4-  | 44-    | 48-         | 9+             | 1+    | 1+      | 2+    | 0        | 2-              | 2+     | 2-              |    |
| NITRO PD                 | 88     | 23  | 59     | 82          | 9              | 4     | 0       | 0     | 0        | 1               | 2      | 2               |    |
|                          | 87     | 27  | 70     | 97          | 7              | 0     | 1       | 0     | 0        | 0               | 2      | 4               |    |
|                          | CHANGE | 4-  | 11-    | 15-         | 2+             | 4+    | 1-      | 0     | 0        | 1+              | 0      | 2-              |    |
| ST ALBAHS PD             | 88     | 32  | 276    | 308         | 19             | 0     | 3       | 1     | 0        | 3               | 9      | 11              |    |
|                          | 87     | 49  | 240    | 289         | 16             | 0     | 3       | 1     | 0        | 0               | 10     | 12              |    |
|                          | CHANGE | 17-                                       | 36+    | 19+         | 3+             | 0     | 0       | 0     | 0        | 3+              | 1-     | 1-              |    |
| SOUTH CHARLESTON PD      | 88     | 91  | 480    | 571         | 31             | 0     | 3       | 2     | 1        | 0               | 5      | 5               |    |
|                          | 87     | 107                                       | 423    | 530         | 16             | 0     | 14      | 0     | 1        | 3               | 9      | 3               |    |
|                          | CHANGE | 16-                                       | 57+    | 41+         | 15+            | 0     | 11-     | 2+    | 0        | 3-              | 4-     | 2+              |    |
| CHESAPEAKE PD            | 88     | 8   | 24     | 32          | 2              | 0     | 0       | 0     | 0        | 0               | 0      | 0               |    |
|                          | 87     | 0   | 0      | 0           | 0              | 0     | 0       | 0     | 0        | 0               | 0      | 0               |    |
|                          | CHANGE | 8+  | 24+    | 32+         | 2+             | 0     | 0       | 0     | 0        | 0               | 0      | 0               |    |
| MARMET PD                | 88     | 2   | 18     | 20          | 3              | 0     | 2       | 0     | 0        | 0               | 2      | 1               |    |
|                          | 87     | 1   | 23     | 24          | 1              | 0     | 0       | 0     | 0        | 0               | 0      | 0               |    |
|                          | CHANGE | 1+  | 5-     | 4-          | 2+             | 0     | 2+      | 0     | 0        | 0               | 2+     | 1+              |    |
| CLENDENIN PD             | 88     | 5   | 15     | 20          | 2              | 0     | 2       | 0     | 0        | 0               | 0      | 0               |    |
|                          | 87     | 0   | 14     | 14          | 0              | 0     | 0       | 0     | 0        | 0               | 0      | 0               |    |
|                          | CHANGE | 5+  | 1+     | 6+          | 2+             | 0     | 2+      | 0     | 0        | 0               | 0      | 0               |    |
| CEDAR GROVE PD           | 88     | 1   | 30     | 31          | 2              | 0     | 0       | 0     | 0        | 0               | 0      | 0               |    |
|                          | 87     | 1   | 19     | 20          | 0              | 0     | 0       | 0     | 0        | 0               | 0      | 0               |    |
|                          | CHANGE | 0   | 11+    | 11+         | 2+             | 0     | 0       | 0     | 0        | 0               | 0      | 0               |    |
| W VA ST COLLEGE SECURITY | 88     | 0   | 36     | 36          | 11             | 0     | 0       | 1     | 0        | 2               | 0      | 4               |    |
|                          | 87     | 0   | 22     | 22          | 7              | 0     | 9       | 0     | 0        | 3               | 0      | 0               |    |
|                          | CHANGE | 0   | 14+    | 14+         | 4+             | 0     | 0       | 1+    | 0        | 1-              | 0      | 4+              |    |
| *****                    |        |   |        |             |                |       |         |       |          |                 |        |                 |    |
| LEWIS CTY                | TOTAL  | 88  | 35     | 486         | 521            | 49    | 2       | 7     | 54       | 0               | 8      | 19              | 29 |
|                          | 87     | 25  | 512    | 537         | 72             | 3     | 6       | 30    | 1        | 3               | 3      | 61              |    |
|                          | CHANGE | 10+                                       | 26-    | 16-         | 23-            | 1-    | 1+      | 24+   | 1-       | 5+              | 16+    | 32-             |    |
| *****                    |        |   |        |             |                |       |         |       |          |                 |        |                 |    |
| RURAL                    | 88     | 20  | 356    | 376         | 48             | 2     | 7       | 54    | 0        | 8               | 15     | 29              |    |
|                          | 87     | 13  | 367    | 380         | 70             | 0     | 5       | 30    | 0        | 3               | 2      | 60              |    |
|                          | CHANGE | 7+  | 11-    | 4-          | 22-            | 2+    | 2+      | 24+   | 0        | 5+              | 13+    | 31-             |    |
| SHERIFF                  | 88     | 11  | 245    | 256         | 43             | 0     | 1       | 44    | 0        | 2               | 9      | 29              |    |
|                          | 87     | 11  | 284    | 295         | 66             | 0     | 9       | 9     | 0        | 1               | 0      | 58              |    |
|                          | CHANGE | 0   | 39-    | 39-         | 23-            | 0     | 0       | 35+   | 0        | 1+              | 9+     | 29-             |    |
| STATE POLICE             | 88     | 9   | 111    | 120         | 5              | 2     | 6       | 10    | 0        | 6               | 6      | 0               |    |
|                          | 87     | 2   | 83     | 85          | 4              | 0     | 4       | 21    | 0        | 2               | 2      | 2               |    |
|                          | CHANGE | 7+  | 28+    | 35+         | 1+             | 2+    | 2+      | 11-   | 0        | 4+              | 4+     | 2-              |    |
| MUNICIPAL                | 88     | 15  | 130    | 145         | 1              | 0     | 0       | 0     | 0        | 0               | 4      | 0               |    |
|                          | 87     | 12  | 145    | 157         | 2              | 3     | 0       | 0     | 0        | 0               | 1      | 1               |    |
|                          | CHANGE | 3+  | 15-    | 12-         | 1-             | 3-    | 1-      | 0     | 1-       | 0               | 3+     | 1-              |    |
| WESTON PD                | 88     | 15  | 130    | 145         | 1              | 0     | 0       | 0     | 0        | 0               | 4      | 0               |    |
|                          | 87     | 12  | 145    | 157         | 2              | 3     | 1       | 0     | 0        | 0               | 1      | 1               |    |
|                          | CHANGE | 3+  | 15-    | 12-         | 1-             | 3-    | 1-      | 0     | 1-       | 0               | 3+     | 1-              |    |
| *****                    |        |   |        |             |                |       |         |       |          |                 |        |                 |    |
| LIHCOLH CTY              | TOTAL  | 88  | 2      | 223         | 225            | 50    | 0       | 1     | 3        | 0               | 6      | 26              |    |
|                          | 87     | 9   | 408    | 417         | 78             | 1     | 3       | 14    | 0        | 15              | 17     | 49              |    |
|                          | CHANGE | 7-  | 185-   | 192-        | 28-            | 1-    | 2-      | 11-   | 0        | 9-              | 11-    | 23-             |    |
| *****                    |        |   |        |             |                |       |         |       |          |                 |        |                 |    |
| RURAL                    | 88     | 2   | 223    | 225         | 50             | 0     | 1       | 3     | 0        | 6               | 6      | 26              |    |
|                          | 87     | 9   | 408    | 417         | 78             | 1     | 3       | 14    | 0        | 15              | 17     | 49              |    |
|                          | CHANGE | 7-  | 185-   | 192-        | 28-            | 1-    | 2-      | 11-   | 0        | 9-              | 11-    | 23-             |    |

|       | COM<br>VICE     | SEX<br>OFFENSES | NARCOTIC<br>& DRUG | GAMBLING       | FAMILY<br>OFFENSES | DRUG               | LIQUOR<br>LAWS    | DRUNK                | DISORB            | VARI         | OTHER                | SUSPICION   | CURFEW          | HUNAWAYS        |
|-------|-----------------|-----------------|--------------------|----------------|--------------------|--------------------|-------------------|----------------------|-------------------|--------------|----------------------|-------------|-----------------|-----------------|
| 01904 | 0<br>0<br>0     | 0<br>1<br>1-    | 0<br>1<br>1-       | 0<br>0<br>0    | 0<br>0<br>0        | 4<br>8<br>4-       | 0<br>0<br>0       | 1<br>3<br>2-         | 2<br>10<br>8-     | 0<br>2<br>2- | 6<br>8<br>2-         | 0<br>0<br>0 | 1<br>0<br>1+    | 0<br>2<br>2-    |
| ***** |                 |                 |                    |                |                    |                    |                   |                      |                   |              |                      |             |                 |                 |
| 020AL | 31<br>64<br>33- | 69<br>58<br>11+ | 314<br>345<br>31-  | 6<br>14<br>8-  | 36<br>36<br>0      | 677<br>770<br>93-  | 136<br>217<br>81- | 2935<br>3074<br>139- | 217<br>195<br>22+ | 9<br>6<br>3+ | 2349<br>2471<br>122- | 0<br>0<br>0 | 43<br>84<br>41- | 45<br>27<br>18+ |
| ***** |                 |                 |                    |                |                    |                    |                   |                      |                   |              |                      |             |                 |                 |
| 020RU | 0<br>0<br>0     | 27<br>12<br>15+ | 70<br>70<br>0      | 0<br>0<br>0    | 14<br>34<br>20-    | 345<br>333<br>12+  | 0<br>586<br>0     | 541<br>45-           | 2<br>3<br>1-      | 4<br>4<br>0  | 1443<br>1437<br>6+   | 0<br>0<br>0 | 0<br>2<br>2-    | 16<br>14<br>2+  |
| 020SO | 0<br>0<br>0     | 5<br>6<br>1-    | 14<br>21<br>7-     | 0<br>0<br>0    | 11<br>24<br>13-    | 174<br>183<br>9-   | 0<br>0<br>0       | 391<br>432<br>41-    | 2<br>3<br>1-      | 0<br>3<br>3- | 1214<br>1072<br>142+ | 0<br>0<br>0 | 0<br>0<br>0     | 3<br>0<br>3+    |
| 020SP | 0<br>0<br>0     | 22<br>6<br>16+  | 56<br>49<br>7+     | 0<br>0<br>0    | 3<br>10<br>7-      | 171<br>150<br>21+  | 0<br>0<br>0       | 150<br>154<br>4-     | 0<br>0<br>0       | 4<br>1<br>3+ | 229<br>365<br>136-   | 0<br>0<br>0 | 0<br>2<br>2-    | 13<br>14<br>1-  |
| 020ZZ | 31<br>64<br>33- | 42<br>46<br>4-  | 244<br>275<br>31-  | 6<br>14<br>8-  | 22<br>2<br>20+     | 332<br>437<br>105- | 136<br>217<br>81- | 2394<br>2488<br>94-  | 215<br>192<br>23+ | 5<br>2<br>3+ | 906<br>1034<br>128-  | 0<br>0<br>0 | 43<br>82<br>39- | 29<br>13<br>16+ |
| 02001 | 0<br>0<br>0     | 0<br>0<br>0     | 0<br>1<br>1-       | 0<br>0<br>0    | 0<br>0<br>0        | 1<br>0<br>1+       | 0<br>0<br>0       | 2<br>1<br>1+         | 0<br>0<br>0       | 0<br>0<br>0  | 0<br>0<br>0          | 0<br>0<br>0 | 0<br>0<br>0     | 0<br>0<br>0     |
| 02002 | 31<br>64<br>33- | 35<br>37<br>2-  | 223<br>245<br>22-  | 6<br>14<br>8-  | 22<br>1<br>21+     | 155<br>235<br>80-  | 120<br>187<br>67- | 1859<br>2009<br>150- | 151<br>136<br>15+ | 0<br>0<br>0  | 726<br>876<br>150-   | 0<br>0<br>0 | 0<br>0<br>0     | 3<br>2<br>1+    |
| 02003 | 0<br>0<br>0     | 0<br>0<br>0     | 6<br>9<br>3-       | 0<br>0<br>0    | 0<br>0<br>0        | 40<br>60<br>20-    | 0<br>0<br>0       | 40<br>68<br>28-      | 4<br>12<br>8-     | 1<br>0<br>1+ | 22<br>22<br>0        | 0<br>0<br>0 | 1<br>0<br>1+    | 2<br>4<br>2-    |
| 02004 | 0<br>0<br>0     | 0<br>0<br>0     | 2<br>0<br>2+       | 0<br>0<br>0    | 0<br>0<br>0        | 18<br>20<br>2-     | 0<br>0<br>0       | 11<br>21<br>10-      | 13<br>11<br>2+    | 1<br>0<br>1+ | 15<br>20<br>5-       | 0<br>0<br>0 | 0<br>10<br>10-  | 4<br>1<br>3+    |
| 02005 | 0<br>0<br>0     | 5<br>3<br>2+    | 4<br>3<br>1+       | 0<br>0<br>0    | 0<br>1<br>1-       | 49<br>72<br>23-    | 1<br>14<br>13-    | 134<br>88<br>46+     | 21<br>6<br>15+    | 0<br>1<br>1- | 40<br>41<br>1-       | 0<br>0<br>0 | 5<br>16<br>11-  | 3<br>2<br>1+    |
| 02006 | 0<br>0<br>0     | 0<br>4<br>4-    | 9<br>14<br>5-      | 0<br>0<br>0    | 0<br>0<br>0        | 63<br>44<br>19+    | 15<br>16<br>1-    | 294<br>260<br>34+    | 10<br>24<br>14-   | 1<br>0<br>0  | 87<br>62<br>25+      | 0<br>0<br>0 | 37<br>56<br>19- | 8<br>3<br>5+    |
| 02007 | 0<br>0<br>0     | 0<br>0<br>0     | 0<br>0<br>0        | 0<br>0<br>0    | 0<br>0<br>0        | 1<br>0<br>1+       | 0<br>0<br>0       | 9<br>0<br>9+         | 10<br>0<br>10+    | 2<br>0<br>2+ | 0<br>0<br>0          | 0<br>0<br>0 | 0<br>0<br>0     | 8<br>0<br>8+    |
| 02008 | 0<br>0<br>0     | 0<br>0<br>0     | 0<br>3<br>3-       | 0<br>0<br>0    | 0<br>0<br>0        | 1<br>2<br>1-       | 0<br>0<br>0       | 7<br>12<br>5-        | 0<br>0<br>0       | 0<br>0<br>0  | 4<br>6<br>2-         | 0<br>0<br>0 | 0<br>0<br>0     | 0<br>0<br>0     |
| J2014 | 0<br>0<br>0     | 0<br>0<br>0     | 0<br>0<br>0        | 0<br>0<br>0    | 0<br>0<br>0        | 2<br>3<br>1-       | 0<br>0<br>0       | 8<br>7<br>1+         | 0<br>1<br>1-      | 0<br>0<br>0  | 5<br>3<br>2+         | 0<br>0<br>0 | 0<br>0<br>0     | 1<br>0<br>1+    |
| 02016 | 0<br>0<br>0     | 0<br>0<br>0     | 0<br>0<br>0        | 0<br>0<br>0    | 0<br>0<br>0        | 2<br>1<br>1+       | 0<br>0<br>0       | 25<br>18<br>7+       | 2<br>0<br>2+      | 0<br>0<br>0  | 0<br>0<br>0          | 0<br>0<br>0 | 0<br>0<br>0     | 0<br>1<br>1-    |
| 02020 | 0<br>0<br>0     | 2<br>2<br>0     | 0<br>0<br>0        | 0<br>0<br>0    | 0<br>0<br>0        | 0<br>0<br>0        | 0<br>0<br>0       | 5<br>4<br>1+         | 4<br>2<br>2+      | 0<br>0<br>0  | 7<br>4<br>3+         | 0<br>0<br>0 | 0<br>0<br>0     | 0<br>0<br>0     |
| ***** |                 |                 |                    |                |                    |                    |                   |                      |                   |              |                      |             |                 |                 |
| 021AL | 0<br>0<br>0     | 1<br>5<br>4-    | 7<br>13<br>6-      | 0<br>0<br>0    | 2<br>0<br>2+       | 85<br>50<br>35+    | 0<br>14<br>14-    | 104<br>94<br>10+     | 4<br>2<br>2+      | 6<br>0<br>6+ | 136<br>179<br>43-    | 0<br>0<br>0 | 6<br>0<br>6+    | 2<br>1<br>1+    |
| ***** |                 |                 |                    |                |                    |                    |                   |                      |                   |              |                      |             |                 |                 |
| 021RU | 0<br>0<br>0     | 1<br>5<br>4-    | 7<br>12<br>5-      | 0<br>0<br>0    | 2<br>0<br>2+       | 70<br>34<br>36+    | 0<br>8<br>8-      | 29<br>30<br>1-       | 1<br>0<br>1+      | 0<br>0<br>0  | 101<br>120<br>19-    | 0<br>0<br>0 | 0<br>0<br>0     | 2<br>1<br>1+    |
| 021SO | 0<br>0<br>0     | 0<br>1<br>1-    | 2<br>7<br>5-       | 0<br>0<br>0    | 1<br>0<br>1+       | 14<br>16<br>2-     | 0<br>8<br>8-      | 18<br>19<br>1-       | 1<br>0<br>1+      | 0<br>0<br>0  | 90<br>109<br>19-     | 0<br>0<br>0 | 0<br>0<br>0     | 2<br>0<br>2+    |
| J21SP | 0<br>0<br>0     | 1<br>4<br>3-    | 5<br>5<br>0        | 0<br>0<br>0    | 1<br>0<br>1+       | 56<br>18<br>38+    | 0<br>0<br>0       | 11<br>11<br>0        | 0<br>0<br>0       | 0<br>0<br>0  | 11<br>11<br>0        | 0<br>0<br>0 | 0<br>0<br>0     | 0<br>1<br>1-    |
| 021ZZ | 0<br>0<br>0     | 0<br>0<br>0     | 0<br>1<br>1-       | 0<br>0<br>0    | 0<br>0<br>0        | 15<br>16<br>1-     | 0<br>6<br>6-      | 75<br>64<br>11+      | 3<br>2<br>1+      | 6<br>0<br>6+ | 35<br>59<br>24-      | 0<br>0<br>0 | 6<br>0<br>6+    | 0<br>0<br>0     |
| 02101 | 0<br>0<br>0     | 0<br>0<br>0     | 0<br>1<br>1-       | 0<br>0<br>0    | 0<br>0<br>0        | 15<br>16<br>1-     | 0<br>6<br>6-      | 75<br>64<br>11+      | 3<br>2<br>1+      | 6<br>0<br>6+ | 35<br>59<br>24-      | 0<br>0<br>0 | 6<br>0<br>6+    | 0<br>0<br>0     |
| ***** |                 |                 |                    |                |                    |                    |                   |                      |                   |              |                      |             |                 |                 |
| 022AL | 0<br>0<br>0     | 9<br>2<br>7+    | 21<br>22<br>1-     | 0<br>21<br>21- | 0<br>1<br>1-       | 39<br>32<br>7+     | 0<br>17<br>17-    | 26<br>68<br>42-      | 0<br>1<br>1-      | 0<br>0<br>0  | 38<br>76<br>38-      | 0<br>0<br>0 | 0<br>0<br>0     | 0<br>0<br>0     |
| ***** |                 |                 |                    |                |                    |                    |                   |                      |                   |              |                      |             |                 |                 |
| 022RU | 0<br>0<br>0     | 9<br>2<br>7+    | 21<br>22<br>1-     | 0<br>21<br>21- | 0<br>1<br>1-       | 39<br>32<br>7+     | 0<br>17<br>17-    | 26<br>68<br>42-      | 0<br>1<br>1-      | 0<br>0<br>0  | 38<br>76<br>38-      | 0<br>0<br>0 | 0<br>0<br>0     | 0<br>0<br>0     |

# PART II ARRESTS

|                 |       | PART II ARRESTS BY CHARGE AND AGENCY TYPE |        |             | ARSON          | FORGERY | FRAUD | EMBEZZLE | STOLEN PROPERTY | VANDAL | ILLEGAL WEAPONS |     |    |
|-----------------|-------|---|--------|-------------|----------------|---------|-------|----------|-----------------|--------|-----------------|-----|----|
|                 |       | JUVENILE                                  | ADULTS | GRAND TOTAL | OTHER ASSAULTS |         |       |          |                 |        |                 |     |    |
| SHERIFF         | 88    | 2   | 60     | 62          | 21             | 0       | 0     | 2        | 0               | 6      | 16              |     |    |
|                 | 87    | 5   | 180    | 185         | 45             | 0       | 0     | 9        | 0               | 13     | 46              |     |    |
| CHANGE          | 3-    | 120-                                      | 123-   | 24-         | 0              | 0       | 7-    | 0        | 0               | 7-     | 30-             |     |    |
| STATE POLICE    | 88    | 0   | 163    | 163         | 29             | 0       | 1     | 1        | 0               | 0      | 10              |     |    |
|                 | 87    | 4   | 228    | 232         | 33             | 1       | 3     | 5        | 15              | 4      | 3               |     |    |
| CHANGE          | 4-    | 65-                                       | 69-    | 4-          | 1-             | 2-      | 4-    | 0        | 9-              | 4-     | 7+              |     |    |
| *****           |       |   |        |             |                |         |       |          |                 |        |                 |     |    |
| LOGAN CTY       | TOTAL | 88  | 83     | 631         | 714            | 103     | 1     | 11       | 37              | 1      | 21              | 48  | 29 |
|                 | 87    | 64  | 673    | 737         | 111            | 7       | 20    | 34       | 3               | 29     | 39              | 27  | 27 |
| CHANGE          | 19+   | 42-                                       | 23-    | 8-          | 6-             | 9-      | 3+    | 2-       | 8-              | 9+     | 24              | 24  | 24 |
| *****           |       |   |        |             |                |         |       |          |                 |        |                 |     |    |
| RURAL           | 88    | 28  | 462    | 490         | 92             | 1       | 10    | 37       | 1               | 20     | 36              | 23  |    |
|                 | 87    | 22  | 489    | 511         | 99             | 5       | 19    | 34       | 3               | 27     | 32              | 21  |    |
| CHANGE          | 6+    | 27-                                       | 21-    | 7-          | 4-             | 9-      | 3+    | 2-       | 7-              | 4+     | 24              | 24  |    |
| SHERIFF         | 88    | 0   | 119    | 119         | 22             | 0       | 0     | 0        | 0               | 1      | 13              | 10  |    |
|                 | 87    | 0   | 110    | 110         | 22             | 0       | 0     | 0        | 0               | 5      | 9               | 9   |    |
| CHANGE          | 0     | 9+  | 9+     | 0           | 0              | 0       | 0     | 0        | 1+              | 8+     | 1+              | 1+  |    |
| STATE POLICE    | 88    | 28  | 343    | 371         | 70             | 1       | 10    | 37       | 1               | 19     | 23              | 13  |    |
|                 | 87    | 22  | 379    | 401         | 77             | 5       | 19    | 34       | 3               | 27     | 27              | 12  |    |
| CHANGE          | 6+    | 36-                                       | 30-    | 7-          | 4-             | 9-      | 3+    | 2-       | 8-              | 4-     | 1+              | 1+  |    |
| MUNICIPAL       | 88    | 55  | 169    | 224         | 11             | 0       | 1     | 0        | 0               | 1      | 12              | 6   |    |
|                 | 87    | 42  | 184    | 226         | 12             | 2       | 1     | 0        | 0               | 2      | 7               | 6   |    |
| CHANGE          | 13+   | 15-                                       | 2-     | 1-          | 2-             | 0       | 0     | 0        | 1-              | 5+     | 0               | 0   |    |
| LOGAN PD        | 88    | 24  | 96     | 120         | 2              | 0       | 0     | 0        | 0               | 1      | 5               | 1   |    |
|                 | 87    | 10  | 59     | 69          | 2              | 0       | 1     | 0        | 0               | 5      | 1               | 1   |    |
| CHANGE          | 14+   | 37+                                       | 51+    | 0           | 0              | 1-      | 0     | 0        | 1+              | 0      | 0               | 0   |    |
| MAN PD          | 88    | 22  | 18     | 40          | 6              | 0       | 0     | 0        | 0               | 0      | 7               | 0   |    |
|                 | 87    | 28  | 32     | 60          | 1              | 2       | 0     | 0        | 0               | 0      | 1               | 0   |    |
| CHANGE          | 6-    | 14-                                       | 20-    | 5+          | 2-             | 0       | 0     | 0        | 0               | 6+     | 0               | 0   |    |
| CHAPMANVILLE PD | 88    | 9   | 55     | 64          | 3              | 0       | 1     | 0        | 0               | 0      | 0               | 5   |    |
|                 | 87    | 4   | 93     | 97          | 9              | 0       | 0     | 0        | 0               | 2      | 1               | 5   |    |
| CHANGE          | 5+    | 38-                                       | 33-    | 6-          | 0              | 1+      | 0     | 0        | 2-              | 1-     | 0               | 0   |    |
| *****           |       |   |        |             |                |         |       |          |                 |        |                 |     |    |
| MCDOWELL CTY    | TOTAL | 88  | 136    | 863         | 999            | 251     | 1     | 9        | 13              | 0      | 11              | 83  | 42 |
|                 | 87    | 74  | 1022   | 1096        | 220            | 0       | 4     | 74       | 7               | 7      | 75              | 56  |    |
| CHANGE          | 62+   | 159-                                      | 97-    | 31+         | 1+             | 5+      | 61-   | 7-       | 4+              | 8+     | 14-             | 14- |    |
| *****           |       |   |        |             |                |         |       |          |                 |        |                 |     |    |
| RURAL           | 88    | 127                                       | 581    | 708         | 238            | 0       | 9     | 13       | 0               | 11     | 73              | 40  |    |
|                 | 87    | 71  | 766    | 837         | 215            | 0       | 3     | 74       | 7               | 7      | 68              | 49  |    |
| CHANGE          | 56+   | 185-                                      | 129-   | 23+         | 0              | 6+      | 61-   | 7-       | 4+              | 5+     | 9-              | 9-  |    |
| SHERIFF         | 88    | 124                                       | 438    | 562         | 225            | 0       | 1     | 13       | 0               | 0      | 71              | 29  |    |
|                 | 87    | 67  | 563    | 630         | 197            | 0       | 0     | 74       | 7               | 6      | 65              | 36  |    |
| CHANGE          | 57+   | 125-                                      | 68-    | 28+         | 0              | 1+      | 61-   | 7-       | 6-              | 6+     | 7-              | 7-  |    |
| STATE POLICE    | 88    | 3   | 143    | 146         | 13             | 0       | 8     | 0        | 0               | 11     | 2               | 11  |    |
|                 | 87    | 4   | 203    | 207         | 18             | 0       | 3     | 0        | 0               | 1      | 3               | 13  |    |
| CHANGE          | 1-    | 60-                                       | 61-    | 5-          | 0              | 5+      | 0     | 0        | 10+             | 1-     | 2-              | 2-  |    |
| MUNICIPAL       | 88    | 9   | 282    | 291         | 13             | 1       | 0     | 0        | 0               | 0      | 10              | 2   |    |
|                 | 87    | 3   | 256    | 259         | 5              | 0       | 1     | 0        | 0               | 0      | 7               | 0   |    |
| CHANGE          | 6+    | 26+                                       | 32+    | 8+          | 1+             | 1-      | 0     | 0        | 0               | 3+     | 5-              | 5-  |    |
| HAR PD          | 88    | 0   | 109    | 109         | 2              | 0       | 0     | 0        | 0               | 0      | 0               | 0   |    |
|                 | 87    | 0   | 93     | 93          | 0              | 0       | 0     | 0        | 0               | 0      | 1               | 0   |    |
| CHANGE          | 0     | 16+                                       | 16+    | 2+          | 0              | 0       | 0     | 0        | 0               | 1-     | 0               | 0   |    |
| WELCH PD        | 88    | 0   | 128    | 128         | 0              | 1       | 0     | 0        | 0               | 0      | 0               | 2   |    |
|                 | 87    | 1   | 98     | 99          | 1              | 0       | 0     | 0        | 0               | 0      | 5               | 3   |    |
| CHANGE          | 1-    | 30+                                       | 29+    | 1-          | 1+             | 0       | 0     | 0        | 0               | 5-     | 1-              | 1-  |    |
| NORTH FORK PD   | 88    | 9   | 16     | 25          | 8              | 0       | 0     | 0        | 0               | 0      | 10              | 0   |    |
|                 | 87    | 2   | 11     | 13          | 0              | 0       | 0     | 0        | 0               | 0      | 1               | 3   |    |
| CHANGE          | 7+    | 5+  | 12+    | 8+          | 0              | 0       | 0     | 0        | 0               | 9+     | 3-              | 3-  |    |
| DAVY PD         | 88    | 0   | 16     | 16          | 1              | 0       | 0     | 0        | 0               | 0      | 0               | 0   |    |
|                 | 87    | 0   | 28     | 28          | 3              | 0       | 0     | 0        | 0               | 0      | 0               | 0   |    |
| CHANGE          | 0     | 12-                                       | 12-    | 2-          | 0              | 0       | 0     | 0        | 0               | 0      | 0               | 0   |    |
| KIMBALL PD      | 88    | 0   | 13     | 13          | 2              | 0       | 0     | 0        | 0               | 0      | 0               | 0   |    |
|                 | 87    | 0   | 26     | 26          | 1              | 0       | 1     | 0        | 0               | 0      | 1               | 1   |    |
| CHANGE          | 0     | 13-                                       | 13-    | 1+          | 0              | 1-      | 0     | 0        | 0               | 0      | 0               | 1-  |    |
| *****           |       |   |        |             |                |         |       |          |                 |        |                 |     |    |
| MARION CTY      | TOTAL | 88  | 55     | 1148        | 1203           | 196     | 1     | 24       | 146             | 3      | 6               | 38  | 34 |
|                 | 87    | 69  | 1268   | 1337        | 189            | 5       | 24    | 65       | 2               | 15     | 40              | 55  |    |
| CHANGE          | 14-   | 120-                                      | 134-   | 7+          | 4-             | 0       | 81+   | 1+       | 9-              | 2-     | 21-             | 21- |    |
| *****           |       |   |        |             |                |         |       |          |                 |        |                 |     |    |
| RURAL           | 88    | 15  | 605    | 620         | 75             | 0       | 13    | 137      | 1               | 3      | 37              | 23  |    |
|                 | 87    | 17  | 702    | 719         | 89             | 1       | 16    | 50       | 2               | 9      | 37              | 38  |    |
| CHANGE          | 2-    | 97-                                       | 99-    | 14-         | 1-             | 3-      | 87+   | 1-       | 6-              | 0      | 15-             | 15- |    |
| SHERIFF         | 88    | 3   | 454    | 457         | 64             | 0       | 8     | 127      | 1               | 2      | 21              | 19  |    |
|                 | 87    | 3   | 547    | 550         | 83             | 0       | 6     | 43       | 0               | 2      | 24              | 29  |    |
| CHANGE          | 0     | 93-                                       | 93-    | 19-         | 0              | 2+      | 84+   | 1+       | 0               | 3-     | 10-             | 10- |    |
| STATE POLICE    | 88    | 12  | 151    | 163         | 11             | 0       | 5     | 10       | 0               | 1      | 16              | 4   |    |
|                 | 87    | 14  | 155    | 169         | 6              | 1       | 10    | 7        | 2               | 7      | 13              | 9   |    |
| CHANGE          | 2-    | 4-  | 6-     | 5+          | 1-             | 5-      | 3+    | 2-       | 6-              | 3+     | 5-              | 5-  |    |
| MUNICIPAL       | 88    | 40  | 543    | 583         | 121            | 1       | 11    | 9        | 2               | 3      | 1               | 11  |    |
|                 | 87    | 52  | 566    | 618         | 100            | 4       | 8     | 15       | 0               | 6      | 3               | 17  |    |
| CHANGE          | 12-   | 23-                                       | 35-    | 21+         | 3-             | 3+      | 6-    | 2+       | 3-              | 2-     | 6-              | 6-  |    |

|      | COMI<br>VICE | SEX<br>OFFENSES | NARCOTIC<br>& DRUG | GAMBLING       | FAMILY<br>OFFENSES | DUI               | LIQUOR<br>LAWS  | DRUG              | DISORD          | VAC          | OTHER              | SUSPICION   | CURFEW       | HUNAWAYS       |
|------|--------------|-----------------|--------------------|----------------|--------------------|-------------------|-----------------|-------------------|-----------------|--------------|--------------------|-------------|--------------|----------------|
| 250  | 0<br>0<br>0  | 0<br>1<br>1-    | 5<br>9<br>4-       | 0<br>0<br>0    | 0<br>1<br>1-       | 1<br>7<br>6-      | 0<br>0<br>0     | 0<br>24<br>24-    | 0<br>1<br>1-    | 0<br>0<br>0  | 11<br>29<br>18-    | 0<br>0<br>0 | 0<br>0<br>0  | 0<br>0<br>0    |
| 25P  | 0<br>0<br>0  | 9<br>1<br>8+    | 16<br>13<br>3+     | 0<br>21<br>21- | 0<br>0<br>0        | 38<br>25<br>13+   | 0<br>17<br>17-  | 26<br>44<br>18-   | 0<br>0<br>0     | 0<br>0<br>0  | 27<br>47<br>20-    | 0<br>0<br>0 | 0<br>0<br>0  | 0<br>0<br>0    |
| 23AL | 1<br>0<br>1+ | 7<br>10<br>3-   | 26<br>42<br>16-    | 0<br>0<br>0    | 2<br>1<br>1+       | 131<br>109<br>22+ | 0<br>13<br>13-  | 146<br>152<br>6-  | 23<br>28<br>5-  | 0<br>1<br>1- | 101<br>98<br>3+    | 0<br>0<br>0 | 8<br>8<br>0  | 18<br>5<br>13+ |
| 23RU | 0<br>0<br>0  | 7<br>9<br>2-    | 22<br>26<br>4-     | 0<br>0<br>0    | 1<br>1<br>0        | 95<br>63<br>32+   | 0<br>11<br>11-  | 53<br>74<br>21-   | 0<br>1<br>1-    | 0<br>0<br>0  | 85<br>83<br>2+     | 0<br>0<br>0 | 0<br>0<br>0  | 7<br>3<br>4+   |
| 2350 | 0<br>0<br>0  | 2<br>2<br>0     | 0<br>4<br>4-       | 0<br>0<br>0    | 0<br>0<br>0        | 5<br>3<br>2+      | 0<br>0<br>0     | 20<br>34<br>14-   | 0<br>0<br>0     | 0<br>0<br>0  | 46<br>31<br>15+    | 0<br>0<br>0 | 0<br>0<br>0  | 0<br>0<br>0    |
| 235P | 0<br>0<br>0  | 5<br>7<br>2-    | 22<br>22<br>0      | 0<br>0<br>0    | 1<br>1<br>0        | 90<br>60<br>30+   | 11<br>11<br>11- | 33<br>40<br>7-    | 0<br>1<br>1-    | 0<br>0<br>0  | 39<br>52<br>13-    | 0<br>0<br>0 | 0<br>0<br>0  | 7<br>3<br>4+   |
| 23ZZ | 1<br>0<br>1+ | 0<br>1<br>1-    | 4<br>16<br>12-     | 0<br>0<br>0    | 1<br>0<br>1+       | 36<br>46<br>10-   | 0<br>2<br>2-    | 93<br>78<br>15+   | 23<br>27<br>4-  | 0<br>1<br>1- | 16<br>15<br>1+     | 0<br>0<br>0 | 8<br>8<br>0  | 11<br>2<br>9+  |
| 2301 | 1<br>0<br>1+ | 0<br>0<br>0     | 2<br>2<br>0        | 0<br>0<br>0    | 1<br>0<br>1+       | 20<br>19<br>1+    | 0<br>0<br>0     | 61<br>27<br>34+   | 17<br>4<br>13+  | 0<br>0<br>0  | 3<br>6<br>3-       | 0<br>0<br>0 | 2<br>0<br>2+ | 4<br>2<br>2+   |
| 2302 | 0<br>0<br>0  | 0<br>0<br>0     | 1<br>3<br>2-       | 0<br>0<br>0    | 0<br>0<br>0        | 6<br>9<br>3-      | 0<br>1<br>1-    | 6<br>12<br>6-     | 2<br>21<br>19-  | 0<br>1<br>1- | 6<br>2<br>4+       | 0<br>0<br>0 | 4<br>7<br>3- | 2<br>0<br>2+   |
| 2303 | 0<br>0<br>0  | 0<br>1<br>1-    | 1<br>11<br>10-     | 0<br>0<br>0    | 0<br>0<br>0        | 10<br>18<br>8-    | 0<br>1<br>1-    | 26<br>39<br>13-   | 4<br>2<br>2+    | 0<br>0<br>0  | 7<br>7<br>0        | 0<br>0<br>0 | 2<br>1<br>1+ | 5<br>0<br>5+   |
| 24AL | 0<br>1<br>1- | 1<br>5<br>4-    | 31<br>86<br>55-    | 14<br>11<br>3+ | 0<br>1<br>1-       | 160<br>146<br>14+ | 5<br>9<br>4-    | 58<br>64<br>6-    | 51<br>24<br>27+ | 0<br>1<br>1- | 257<br>295<br>38-  | 0<br>0<br>0 | 1<br>0<br>1+ | 11<br>10<br>1+ |
| 24RU | 0<br>0<br>0  | 1<br>5<br>4-    | 23<br>81<br>58-    | 14<br>11<br>3+ | 0<br>0<br>0        | 50<br>61<br>11-   | 1<br>3<br>2-    | 2<br>9<br>7-      | 7<br>12<br>5-   | 0<br>1<br>1- | 215<br>221<br>6-   | 0<br>0<br>0 | 0<br>0<br>0  | 11<br>10<br>1+ |
| 2450 | 0<br>0<br>0  | 0<br>5<br>5-    | 0<br>22<br>22-     | 0<br>0<br>0    | 0<br>0<br>0        | 8<br>18<br>10-    | 0<br>1<br>1-    | 1<br>2<br>1-      | 7<br>12<br>5-   | 0<br>1<br>1- | 196<br>174<br>22+  | 0<br>0<br>0 | 0<br>0<br>0  | 11<br>10<br>1+ |
| 245P | 0<br>0<br>0  | 1<br>0<br>1+    | 23<br>59<br>36-    | 14<br>11<br>3+ | 0<br>0<br>0        | 42<br>43<br>1-    | 1<br>2<br>1-    | 1<br>7<br>6-      | 0<br>0<br>0     | 0<br>0<br>0  | 19<br>47<br>28-    | 0<br>0<br>0 | 0<br>0<br>0  | 0<br>0<br>0    |
| 24ZZ | 0<br>1<br>1- | 0<br>0<br>0     | 8<br>5<br>3+       | 0<br>0<br>0    | 0<br>1<br>1-       | 110<br>85<br>25+  | 4<br>6<br>2-    | 56<br>55<br>1+    | 44<br>12<br>32+ | 0<br>0<br>0  | 42<br>74<br>32-    | 0<br>0<br>0 | 1<br>0<br>1+ | 0<br>0<br>0    |
| 2402 | 0<br>0<br>0  | 0<br>0<br>0     | 3<br>0<br>3+       | 0<br>0<br>0    | 0<br>0<br>0        | 16<br>26<br>10-   | 4<br>6<br>2-    | 52<br>49<br>3+    | 32<br>6<br>26+  | 0<br>0<br>0  | 0<br>5<br>5-       | 0<br>0<br>0 | 0<br>0<br>0  | 0<br>0<br>0    |
| 2403 | 0<br>1<br>1- | 0<br>0<br>0     | 4<br>0<br>4+       | 0<br>0<br>0    | 0<br>0<br>0        | 78<br>32<br>46+   | 0<br>0<br>0     | 2<br>1<br>1+      | 10<br>2<br>8+   | 0<br>0<br>0  | 31<br>54<br>23-    | 0<br>0<br>0 | 0<br>0<br>0  | 0<br>0<br>0    |
| 2406 | 0<br>0<br>0  | 0<br>0<br>0     | 0<br>2<br>2-       | 0<br>0<br>0    | 0<br>0<br>0        | 0<br>0<br>0       | 0<br>0<br>0     | 1<br>0<br>1+      | 2<br>2<br>0     | 0<br>0<br>0  | 3<br>5<br>2-       | 0<br>0<br>0 | 1<br>0<br>1+ | 0<br>0<br>0    |
| 2407 | 0<br>0<br>0  | 0<br>0<br>0     | 0<br>1<br>1-       | 0<br>0<br>0    | 0<br>0<br>0        | 6<br>13<br>7-     | 0<br>0<br>0     | 1<br>1<br>0       | 0<br>0<br>0     | 0<br>0<br>0  | 8<br>10<br>2-      | 0<br>0<br>0 | 0<br>0<br>0  | 0<br>0<br>0    |
| 2408 | 0<br>0<br>0  | 0<br>0<br>0     | 1<br>2<br>1-       | 0<br>0<br>0    | 0<br>1<br>1-       | 10<br>14<br>4-    | 0<br>0<br>0     | 0<br>4<br>4-      | 0<br>2<br>2-    | 0<br>0<br>0  | 0<br>0<br>0        | 0<br>0<br>0 | 0<br>0<br>0  | 0<br>0<br>0    |
| 25AL | 1<br>4<br>3- | 9<br>12<br>3-   | 17<br>23<br>6-     | 10<br>13<br>3- | 0<br>7<br>7-       | 220<br>199<br>21+ | 7<br>12<br>5-   | 155<br>134<br>19+ | 20<br>30<br>10- | 0<br>0<br>0  | 304<br>491<br>187- | 0<br>0<br>0 | 0<br>0<br>0  | 12<br>15<br>3- |
| 25RU | 0<br>0<br>0  | 9<br>9<br>0     | 12<br>19<br>7-     | 10<br>1<br>9+  | 0<br>2<br>2-       | 135<br>92<br>43+  | 2<br>12<br>10-  | 39<br>40<br>1-    | 0<br>0<br>0     | 0<br>0<br>0  | 117<br>298<br>181- | 0<br>0<br>0 | 0<br>0<br>0  | 7<br>4<br>3+   |
| 2550 | 0<br>0<br>0  | 9<br>7<br>2+    | 7<br>5<br>2+       | 0<br>0<br>0    | 0<br>1<br>1-       | 94<br>69<br>25+   | 0<br>1<br>1-    | 23<br>19<br>4+    | 0<br>0<br>0     | 0<br>0<br>0  | 82<br>261<br>179-  | 0<br>0<br>0 | 0<br>0<br>0  | 0<br>0<br>0    |
| 255P | 0<br>0<br>0  | 0<br>2<br>2-    | 5<br>14<br>9-      | 10<br>1<br>9+  | 0<br>1<br>1-       | 41<br>23<br>18+   | 2<br>11<br>9-   | 16<br>21<br>5-    | 0<br>0<br>0     | 0<br>0<br>0  | 35<br>37<br>2-     | 0<br>0<br>0 | 0<br>0<br>0  | 7<br>4<br>3+   |
| 25ZZ | 1<br>4<br>3- | 0<br>3<br>3-    | 5<br>4<br>1+       | 0<br>12<br>12- | 0<br>5<br>5-       | 85<br>107<br>22-  | 5<br>0<br>5+    | 116<br>96<br>20+  | 20<br>30<br>10- | 0<br>0<br>0  | 187<br>193<br>6-   | 0<br>0<br>0 | 0<br>0<br>0  | 5<br>11<br>6-  |

# PART II ARRESTS

|                    |        | PART II ARRESTS BY CHARGE AND AGENCY TYPE |        |             | ARSON          | FORGERY | FRAUD | EMBEZZLE | STOLEN PROPERTY | VANDAL | ILLEGAL WEAPONS |     |
|--------------------|--------|---|--------|-------------|----------------|---------|-------|----------|-----------------|--------|-----------------|-----|
|                    |        | JUVENILE                                  | ADULTS | GRAND TOTAL | OTHER ASSAULTS |         |       |          |                 |        |                 |     |
| FAIRMONT PD        | 88     | 35  | 445    | 480         | 117            | 1       | 11    | 9        | 2               | 2      | 1               | 11  |
|                    | 87     | 42  | 483    | 525         | 96             | 2       | 6     | 15       | 0               | 5      | 0               | 15  |
|                    | CHANGE | 7-  | 38-    | 45-         | 21+            | 1-      | 5+    | 6-       | 2+              | 3-     | 1+              | 4-  |
| MANNINGTON PD      | 88     | 5   | 93     | 98          | 3              | 0       | 0     | 0        | 0               | 1      | 0               | 0   |
|                    | 87     | 10  | 75     | 85          | 4              | 2       | 1     | 0        | 0               | 1      | 3               | 2   |
|                    | CHANGE | 5-  | 18+    | 13+         | 1-             | 2-      | 1-    | 0        | 0               | 0      | 3-              | 2-  |
| MONONGAH PD        | 88     | 0   | 5      | 5           | 1              | 0       | 0     | 0        | 0               | 0      | 0               | 0   |
|                    | 87     | 0   | 8      | 8           | 0              | 0       | 1     | 0        | 0               | 0      | 0               | 0   |
|                    | CHANGE | 0   | 3-     | 3-          | 1+             | 0       | 1-    | 0        | 0               | 0      | 0               | 0   |
| *****              |        |   |        |             |                |         |       |          |                 |        |                 |     |
| MARSHALL CTY TOTAL | 88     | 139                                       | 704    | 843         | 48             | 0       | 16    | 30       | 0               | 5      | 4               | 39  |
|                    | 87     | 193                                       | 912    | 1105        | 100            | 2       | 5     | 31       | 0               | 4      | 19              | 32  |
|                    | CHANGE | 54-                                       | 208-   | 262-        | 52-            | 2-      | 11+   | 1-       | 0               | 1+     | 15-             | 7+  |
| *****              |        |   |        |             |                |         |       |          |                 |        |                 |     |
| RURAL              | 88     | 75  | 302    | 377         | 34             | 0       | 15    | 30       | 0               | 0      | 2               | 30  |
|                    | 87     | 68  | 379    | 447         | 75             | 2       | 4     | 31       | 0               | 0      | 8               | 18  |
|                    | CHANGE | 7+  | 77-    | 70-         | 41-            | 2-      | 11+   | 1-       | 0               | 0      | 6-              | 12+ |
| SHERIFF            | 88     | 73  | 220    | 293         | 31             | 0       | 14    | 20       | 0               | 0      | 2               | 29  |
|                    | 87     | 64  | 249    | 313         | 63             | 2       | 2     | 23       | 0               | 0      | 5               | 17  |
|                    | CHANGE | 9+  | 29-    | 20-         | 32-            | 2-      | 12+   | 3-       | 0               | 0      | 3-              | 12+ |
| STATE POLICE       | 88     | 2   | 82     | 84          | 3              | 0       | 1     | 10       | 0               | 0      | 0               | 1   |
|                    | 87     | 4   | 130    | 134         | 12             | 0       | 2     | 8        | 0               | 0      | 3               | 1   |
|                    | CHANGE | 2-  | 48-    | 50-         | 9-             | 0       | 1-    | 2+       | 0               | 0      | 3-              | 0   |
| MUNICIPAL          | 88     | 64  | 402    | 466         | 14             | 0       | 1     | 0        | 0               | 5      | 2               | 9   |
|                    | 87     | 125                                       | 533    | 658         | 25             | 0       | 1     | 0        | 0               | 4      | 11              | 14  |
|                    | CHANGE | 61-                                       | 131-   | 192-        | 11-            | 0       | 0     | 0        | 0               | 1+     | 9-              | 5-  |
| BENHOOD PD         | 88     | 0   | 19     | 19          | 0              | 0       | 0     | 0        | 0               | 0      | 0               | 0   |
|                    | 87     | 2   | 52     | 54          | 4              | 0       | 0     | 0        | 0               | 0      | 0               | 0   |
|                    | CHANGE | 2-  | 33-    | 35-         | 4-             | 0       | 0     | 0        | 0               | 0      | 0               | 0   |
| CAMERON PD         | 88     | 4   | 52     | 56          | 3              | 0       | 0     | 0        | 0               | 0      | 2               | 0   |
|                    | 87     | 10  | 27     | 37          | 1              | 0       | 0     | 0        | 0               | 1      | 8               | 0   |
|                    | CHANGE | 6-  | 25+    | 19+         | 2+             | 0       | 0     | 0        | 0               | 1-     | 6-              | 0   |
| GLEN DALE PD       | 88     | 10  | 21     | 31          | 1              | 0       | 0     | 0        | 0               | 0      | 0               | 0   |
|                    | 87     | 22  | 33     | 55          | 2              | 0       | 0     | 0        | 0               | 0      | 3               | 4   |
|                    | CHANGE | 12-                                       | 12-    | 24-         | 1-             | 0       | 0     | 0        | 0               | 0      | 3-              | 4-  |
| MCMECHEN PD        | 88     | 0   | 30     | 30          | 0              | 0       | 0     | 0        | 0               | 0      | 0               | 0   |
|                    | 87     | 2   | 56     | 58          | 0              | 0       | 0     | 0        | 0               | 0      | 0               | 0   |
|                    | CHANGE | 2-  | 26-    | 28-         | 0              | 0       | 0     | 0        | 0               | 0      | 0               | 0   |
| MOUHDSVILLE PD     | 88     | 50  | 280    | 330         | 10             | 0       | 1     | 0        | 0               | 5      | 0               | 9   |
|                    | 87     | 89  | 365    | 454         | 18             | 0       | 1     | 0        | 0               | 3      | 0               | 10  |
|                    | CHANGE | 39-                                       | 85-    | 124-        | 8-             | 0       | 0     | 0        | 0               | 2+     | 0               | 1-  |
| *****              |        |   |        |             |                |         |       |          |                 |        |                 |     |
| MASON CTY TOTAL    | 88     | 43  | 736    | 779         | 84             | 0       | 2     | 61       | 1               | 4      | 11              | 40  |
|                    | 87     | 87  | 764    | 851         | 145            | 3       | 0     | 89       | 0               | 4      | 18              | 53  |
|                    | CHANGE | 44-                                       | 28-    | 72-         | 61-            | 3-      | 2+    | 28-      | 1+              | 0      | 7-              | 13- |
| *****              |        |   |        |             |                |         |       |          |                 |        |                 |     |
| RURAL              | 88     | 22  | 408    | 430         | 75             | 0       | 1     | 61       | 1               | 3      | 5               | 38  |
|                    | 87     | 63  | 504    | 567         | 138            | 1       | 0     | 89       | 0               | 3      | 15              | 48  |
|                    | CHANGE | 41-                                       | 96-    | 137-        | 63-            | 1-      | 1+    | 28-      | 1+              | 0      | 10-             | 10- |
| SHERIFF            | 88     | 20  | 331    | 351         | 67             | 0       | 0     | 59       | 0               | 0      | 0               | 36  |
|                    | 87     | 62  | 424    | 486         | 131            | 1       | 0     | 88       | 0               | 0      | 15              | 48  |
|                    | CHANGE | 42-                                       | 93-    | 135-        | 64-            | 1-      | 0     | 29-      | 0               | 0      | 15-             | 12- |
| STATE POLICE       | 88     | 2   | 77     | 79          | 8              | 0       | 1     | 2        | 1               | 3      | 5               | 2   |
|                    | 87     | 1   | 80     | 81          | 7              | 0       | 0     | 1        | 0               | 3      | 0               | 0   |
|                    | CHANGE | 1+  | 3-     | 2-          | 1+             | 0       | 1+    | 1+       | 1+              | 0      | 5+              | 2+  |
| MUNICIPAL          | 88     | 21  | 328    | 349         | 9              | 0       | 1     | 0        | 0               | 1      | 6               | 2   |
|                    | 87     | 24  | 260    | 284         | 7              | 2       | 0     | 0        | 0               | 1      | 3               | 5   |
|                    | CHANGE | 3-  | 68+    | 65+         | 2+             | 2-      | 1+    | 0        | 0               | 0      | 3+              | 3-  |
| POINT PLEASANT PD  | 88     | 15  | 306    | 321         | 9              | 0       | 1     | 0        | 0               | 1      | 6               | 2   |
|                    | 87     | 11  | 218    | 229         | 2              | 0       | 0     | 0        | 0               | 1      | 2               | 3   |
|                    | CHANGE | 4+  | 88+    | 92+         | 7+             | 0       | 1+    | 0        | 0               | 0      | 4+              | 1-  |
| NEW HAVEN PD       | 88     | 4   | 16     | 20          | 0              | 0       | 0     | 0        | 0               | 0      | 0               | 0   |
|                    | 87     | 6   | 26     | 32          | 4              | 0       | 0     | 0        | 0               | 0      | 1               | 1   |
|                    | CHANGE | 2-  | 10-    | 12-         | 4-             | 0       | 0     | 0        | 0               | 0      | 1-              | 1-  |
| MASON PD           | 88     | 2   | 6      | 8           | 0              | 0       | 0     | 0        | 0               | 0      | 0               | 0   |
|                    | 87     | 7   | 16     | 23          | 1              | 2       | 0     | 0        | 0               | 0      | 0               | 1   |
|                    | CHANGE | 5-  | 10-    | 15-         | 1-             | 2-      | 0     | 0        | 0               | 0      | 0               | 1-  |
| *****              |        |   |        |             |                |         |       |          |                 |        |                 |     |
| MERCER CTY TOTAL   | 88     | 92  | 1814   | 1906        | 328            | 3       | 17    | 342      | 6               | 9      | 55              | 84  |
|                    | 87     | 89  | 2142   | 2231        | 357            | 1       | 8     | 438      | 3               | 18     | 66              | 76  |
|                    | CHANGE | 3+  | 328-   | 325-        | 29-            | 2+      | 9+    | 96-      | 3+              | 9-     | 11-             | 8+  |
| *****              |        |   |        |             |                |         |       |          |                 |        |                 |     |
| RURAL              | 88     | 22  | 1159   | 1181        | 306            | 3       | 10    | 341      | 6               | 4      | 54              | 75  |
|                    | 87     | 21  | 1324   | 1345        | 321            | 1       | 6     | 433      | 2               | 6      | 65              | 61  |
|                    | CHANGE | 1+  | 165-   | 164-        | 15-            | 2+      | 4+    | 92-      | 4+              | 2-     | 11-             | 14+ |
| SHERIFF            | 88     | 18  | 1020   | 1038        | 306            | 1       | 5     | 336      | 6               | 0      | 54              | 72  |
|                    | 87     | 19  | 1169   | 1188        | 316            | 0       | 3     | 430      | 1               | 0      | 64              | 58  |
|                    | CHANGE | 1-  | 149-   | 150-        | 10-            | 1+      | 2+    | 94-      | 5+              | 0      | 10-             | 14+ |
| STATE POLICE       | 88     | 4   | 139    | 143         | 0              | 2       | 5     | 5        | 0               | 4      | 0               | 3   |
|                    | 87     | 2   | 155    | 157         | 5              | 1       | 3     | 3        | 1               | 6      | 1               | 3   |
|                    | CHANGE | 2+  | 16-    | 14-         | 5-             | 1+      | 2+    | 2+       | 1-              | 2-     | 1-              | 0   |

|       | COML<br>VICE      | SEX<br>OFFENSES | NARCOTIC<br>& DRUG | JAMBLING       | FAMILY<br>OFFENSES | DUI               | LIQUOR<br>LAWS | DRUNK             | DISOHD           | VAG          | OTHEH              | SUSPICION   | CURFEW          | RUNAWAYS        |
|-------|-------------------|-----------------|--------------------|----------------|--------------------|-------------------|----------------|-------------------|------------------|--------------|--------------------|-------------|-----------------|-----------------|
| 02501 | 1<br>4<br>3-      | 0<br>3<br>3-    | 5<br>4<br>1+       | 0<br>11<br>11- | 0<br>5<br>5-       | 55<br>65<br>10-   | 0<br>0<br>0    | 67<br>80<br>13-   | 7<br>18<br>11-   | 0<br>0<br>0  | 186<br>185<br>1+   | 0<br>0<br>0 | 0<br>0<br>0     | 5<br>11<br>6-   |
| 02502 | 0<br>0<br>0       | 0<br>0<br>0     | 0<br>0<br>0        | 0<br>1<br>1-   | 0<br>0<br>0        | 30<br>40<br>10-   | 5<br>0<br>5+   | 45<br>11<br>34+   | 13<br>12<br>1+   | 0<br>0<br>0  | 1<br>8<br>7-       | 0<br>0<br>0 | 0<br>0<br>0     | 0<br>0<br>0     |
| 02504 | 0<br>0<br>0       | 0<br>0<br>0     | 0<br>0<br>0        | 0<br>0<br>0    | 0<br>0<br>0        | 0<br>2<br>2-      | 0<br>0<br>0    | 4<br>5<br>1-      | 0<br>0<br>0      | 0<br>0<br>0  | 0<br>0<br>0        | 0<br>0<br>0 | 0<br>0<br>0     | 0<br>0<br>0     |
| 026AL | 0<br>10<br>0<br>0 | 0<br>20<br>10-  | 16<br>22<br>6-     | 0<br>0<br>0    | 2<br>6<br>4-       | 311<br>387<br>76- | 8<br>5<br>3+   | 114<br>174<br>60- | 72<br>116<br>44- | 0<br>1<br>1- | 57<br>65<br>8-     | 0<br>0<br>0 | 15<br>36<br>21- | 96<br>80<br>16+ |
| 026RU | 0<br>0<br>0       | 4<br>7<br>3-    | 10<br>10<br>0      | 0<br>0<br>0    | 2<br>6<br>4-       | 114<br>158<br>44- | 6<br>2<br>4+   | 8<br>22<br>14-    | 0<br>2<br>2-     | 0<br>1<br>1- | 47<br>50<br>3-     | 0<br>0<br>0 | 0<br>0<br>0     | 75<br>51<br>24+ |
| 026S0 | 0<br>0<br>0       | 4<br>5<br>1-    | 7<br>6<br>1+       | 0<br>0<br>0    | 1<br>0<br>1+       | 71<br>90<br>19-   | 0<br>1<br>1-   | 5<br>16<br>11-    | 0<br>0<br>0      | 0<br>1<br>1- | 36<br>33<br>3+     | 0<br>0<br>0 | 0<br>0<br>0     | 73<br>49<br>24+ |
| 026SP | 0<br>0<br>0       | 0<br>2<br>2-    | 3<br>4<br>1-       | 0<br>0<br>0    | 1<br>6<br>5-       | 43<br>68<br>25-   | 6<br>1<br>5+   | 3<br>6<br>3-      | 0<br>2<br>2-     | 0<br>0<br>0  | 11<br>17<br>6-     | 0<br>0<br>0 | 0<br>0<br>0     | 2<br>2<br>0     |
| 026ZZ | 0<br>0<br>0       | 6<br>13<br>7-   | 6<br>12<br>6-      | 0<br>0<br>0    | 0<br>0<br>0        | 197<br>229<br>32- | 2<br>3<br>1-   | 106<br>152<br>46- | 72<br>114<br>42- | 0<br>0<br>0  | 10<br>15<br>5-     | 0<br>0<br>0 | 15<br>36<br>21- | 21<br>29<br>8-  |
| 02601 | 0<br>0<br>0       | 0<br>0<br>0     | 0<br>0<br>0        | 0<br>0<br>0    | 0<br>0<br>0        | 4<br>7<br>3-      | 0<br>3<br>3-   | 7<br>34<br>27-    | 2<br>2<br>0      | 0<br>0<br>0  | 6<br>2<br>4+       | 0<br>0<br>0 | 0<br>0<br>0     | 0<br>2<br>2-    |
| 02602 | 0<br>0<br>0       | 1<br>0<br>1+    | 1<br>0<br>1+       | 0<br>0<br>0    | 0<br>0<br>0        | 16<br>4<br>12+    | 2<br>0<br>2+   | 19<br>8<br>11+    | 5<br>7<br>2-     | 0<br>0<br>0  | 3<br>3<br>0        | 0<br>0<br>0 | 2<br>0<br>2+    | 2<br>5<br>3-    |
| 02603 | 0<br>0<br>0       | 0<br>1<br>1-    | 0<br>0<br>0        | 0<br>0<br>0    | 0<br>0<br>0        | 11<br>24<br>13-   | 0<br>0<br>0    | 6<br>4<br>2+      | 5<br>5<br>1-     | 0<br>0<br>0  | 1<br>5<br>4-       | 0<br>0<br>0 | 0<br>1<br>1-    | 7<br>5<br>2+    |
| 02604 | 0<br>0<br>0       | 0<br>0<br>0     | 0<br>0<br>0        | 0<br>0<br>0    | 0<br>0<br>0        | 21<br>33<br>12-   | 0<br>0<br>0    | 9<br>18<br>9-     | 0<br>2<br>2-     | 0<br>0<br>0  | 0<br>5<br>5-       | 0<br>0<br>0 | 0<br>0<br>0     | 0<br>0<br>0     |
| 02605 | 0<br>0<br>0       | 5<br>12<br>7-   | 5<br>12<br>7-      | 0<br>0<br>0    | 0<br>0<br>0        | 145<br>161<br>16- | 0<br>0<br>0    | 65<br>88<br>23-   | 60<br>97<br>37-  | 0<br>0<br>0  | 0<br>0<br>0        | 0<br>0<br>0 | 13<br>35<br>22- | 12<br>17<br>5-  |
| 027AL | 0<br>0<br>0       | 1<br>2<br>1-    | 6<br>13<br>7-      | 0<br>0<br>0    | 0<br>0<br>0        | 123<br>85<br>38+  | 0<br>3<br>3-   | 269<br>227<br>42+ | 3<br>4<br>1-     | 0<br>0<br>0  | 151<br>200<br>49-  | 0<br>0<br>0 | 1<br>0<br>1+    | 22<br>5<br>17+  |
| 027RU | 0<br>0<br>0       | 1<br>2<br>1-    | 4<br>6<br>2-       | 0<br>0<br>0    | 0<br>0<br>0        | 22<br>30<br>8-    | 0<br>0<br>0    | 62<br>64<br>2-    | 0<br>0<br>0      | 0<br>0<br>0  | 138<br>166<br>28-  | 0<br>0<br>0 | 0<br>0<br>0     | 19<br>5<br>14+  |
| 027S0 | 0<br>0<br>0       | 0<br>0<br>0     | 0<br>0<br>0        | 0<br>0<br>0    | 0<br>0<br>0        | 18<br>20<br>2-    | 0<br>0<br>0    | 21<br>17<br>4+    | 0<br>0<br>0      | 0<br>0<br>0  | 133<br>161<br>28-  | 0<br>0<br>0 | 0<br>0<br>0     | 17<br>5<br>12+  |
| 027SP | 0<br>0<br>0       | 1<br>2<br>1-    | 4<br>6<br>2-       | 0<br>0<br>0    | 0<br>0<br>0        | 4<br>10<br>6-     | 0<br>0<br>0    | 41<br>47<br>6-    | 0<br>0<br>0      | 0<br>0<br>0  | 5<br>5<br>0        | 0<br>0<br>0 | 0<br>0<br>0     | 2<br>0<br>2+    |
| 027ZZ | 0<br>0<br>0       | 0<br>0<br>0     | 2<br>7<br>5-       | 0<br>0<br>0    | 0<br>0<br>0        | 101<br>55<br>46+  | 0<br>3<br>3-   | 207<br>163<br>44+ | 3<br>4<br>1-     | 0<br>0<br>0  | 13<br>34<br>21-    | 0<br>0<br>0 | 1<br>0<br>1+    | 3<br>0<br>3+    |
| 02701 | 0<br>0<br>0       | 0<br>0<br>0     | 2<br>6<br>4-       | 0<br>0<br>0    | 0<br>0<br>0        | 94<br>54<br>40+   | 0<br>2<br>2-   | 196<br>140<br>56+ | 3<br>0<br>3+     | 0<br>0<br>0  | 7<br>19<br>12-     | 0<br>0<br>0 | 0<br>0<br>0     | 0<br>0<br>0     |
| 02702 | 0<br>0<br>0       | 0<br>0<br>0     | 0<br>1<br>1-       | 0<br>0<br>0    | 0<br>0<br>0        | 5<br>1<br>4+      | 0<br>1<br>1-   | 6<br>10<br>4-     | 0<br>0<br>0      | 0<br>0<br>0  | 5<br>13<br>8-      | 0<br>0<br>0 | 1<br>0<br>1+    | 3<br>0<br>3+    |
| 02703 | 0<br>0<br>0       | 0<br>0<br>0     | 0<br>0<br>0        | 0<br>0<br>0    | 0<br>0<br>0        | 2<br>0<br>2+      | 0<br>0<br>0    | 5<br>13<br>8-     | 0<br>4<br>4-     | 0<br>0<br>0  | 1<br>2<br>1-       | 0<br>0<br>0 | 0<br>0<br>0     | 0<br>0<br>0     |
| 028AL | 2<br>2<br>0       | 7<br>3<br>4+    | 41<br>33<br>8+     | 0<br>11<br>11- | 5<br>7<br>2-       | 312<br>347<br>35- | 0<br>0<br>0    | 43<br>102<br>59-  | 222<br>224<br>2- | 0<br>0<br>0  | 424<br>525<br>101- | 0<br>0<br>0 | 0<br>4<br>4-    | 6<br>6<br>0     |
| 028RU | 0<br>2<br>2-      | 1<br>1<br>0     | 34<br>11<br>23+    | 0<br>11<br>11- | 5<br>7<br>2-       | 79<br>87<br>8-    | 0<br>0<br>0    | 5<br>12<br>7-     | 1<br>4<br>3-     | 0<br>0<br>0  | 255<br>314<br>59-  | 0<br>0<br>0 | 0<br>0<br>0     | 2<br>1<br>1+    |
| 028S0 | 0<br>2<br>2-      | 1<br>0<br>1+    | 5<br>2<br>3+       | 0<br>0<br>0    | 5<br>5<br>0        | 16<br>31<br>15-   | 0<br>0<br>0    | 2<br>3<br>1-      | 1<br>3<br>2-     | 0<br>0<br>0  | 226<br>270<br>44-  | 0<br>0<br>0 | 0<br>0<br>0     | 2<br>0<br>2+    |
| 028SP | 0<br>0<br>0       | 0<br>1<br>1-    | 29<br>9<br>20+     | 0<br>11<br>11- | 0<br>2<br>2-       | 63<br>56<br>7+    | 0<br>0<br>0    | 3<br>9<br>6-      | 0<br>1<br>1-     | 0<br>0<br>0  | 29<br>44<br>15-    | 0<br>0<br>0 | 0<br>0<br>0     | 0<br>1<br>1-    |

# PART II ARRESTS

|                      |        | PART II ARRESTS BY CHARGE AND AGENCY TYPE |        |             |                |       |         |       |          |                 |        |                 |  |
|----------------------|--------|---|--------|-------------|----------------|-------|---------|-------|----------|-----------------|--------|-----------------|--|
|                      |        | JUVENILE                                  | ADULTS | GRAND TOTAL | OTHER ASSAULTS | ARSON | FORGERY | FRAUD | EMBEZZLE | STOLEN PROPERTY | VANDAL | ILLEGAL WEAPONS |  |
| MUNICIPAL            | 88     | 70  | 655    | 725         | 22             | 0     | 7       | 1     | 0        | 5               | 1      | 9               |  |
|                      | 87     | 68  | 818    | 886         | 36             | 0     | 5       | 1     | 1        | 12              | 1      | 15              |  |
|                      | CHANGE | 2+  | 163-   | 161-        | 14-            | 0     | 2+      | 4-    | 1-       | 7-              | 0      | 6-              |  |
| BLUEFIELD PD         | 88     | 12  | 299    | 311         | 10             | 0     | 4       | 1     | 0        | 0               | 0      | 4               |  |
|                      | 87     | 9   | 325    | 334         | 27             | 0     | 2       | 5     | 1        | 10              | 1      | 9               |  |
|                      | CHANGE | 3+  | 26-    | 23-         | 17-            | 0     | 2+      | 4-    | 1-       | 10-             | 1-     | 5-              |  |
| PRINCETON PD         | 88     | 58  | 355    | 413         | 11             | 0     | 3       | 0     | 0        | 5               | 1      | 5               |  |
|                      | 87     | 59  | 491    | 550         | 8              | 0     | 0       | 0     | 0        | 2               | 0      | 6               |  |
|                      | CHANGE | 1-  | 136-   | 137-        | 3+             | 0     | 3+      | 0     | 0        | 3+              | 1+     | 1-              |  |
| CONCORD COL SECURITY | 88     | 0   | 1      | 1           | 1              | 0     | 0       | 0     | 0        | 0               | 0      | 0               |  |
|                      | 87     | 0   | 2      | 2           | 1              | 0     | 0       | 0     | 0        | 0               | 0      | 0               |  |
|                      | CHANGE | 0   | 1-     | 1-          | 0              | 0     | 0       | 0     | 0        | 0               | 0      | 0               |  |
| *****                |        |   |        |             |                |       |         |       |          |                 |        |                 |  |
| MINERAL CTY TOTAL    | 88     | 120                                       | 484    | 604         | 120            | 2     | 4       | 31    | 2        | 4               | 35     | 26              |  |
|                      | 87     | 97  | 312    | 409         | 61             | 1     | 6       | 3     | 2        | 6               | 22     | 31              |  |
|                      | CHANGE | 23+                                       | 172+   | 195+        | 59+            | 1+    | 2-      | 28+   | 0        | 2-              | 13+    | 5-              |  |
| *****                |        |   |        |             |                |       |         |       |          |                 |        |                 |  |
| RURAL                | 88     | 74  | 354    | 428         | 104            | 2     | 3       | 31    | 2        | 0               | 25     | 21              |  |
|                      | 87     | 23  | 208    | 231         | 47             | 0     | 6       | 2     | 2        | 3               | 15     | 29              |  |
|                      | CHANGE | 51+                                       | 146+   | 197+        | 57+            | 2+    | 3-      | 29+   | 0        | 3-              | 10+    | 8-              |  |
| SHERIFF              | 88     | 71  | 202    | 273         | 81             | 1     | 1       | 31    | 0        | 0               | 16     | 21              |  |
|                      | 87     | 18  | 88     | 106         | 31             | 0     | 0       | 2     | 0        | 1               | 5      | 27              |  |
|                      | CHANGE | 53+                                       | 114+   | 167+        | 50+            | 1+    | 1+      | 29+   | 0        | 1-              | 11+    | 6-              |  |
| STATE POLICE         | 88     | 3   | 152    | 155         | 23             | 1     | 2       | 0     | 2        | 0               | 9      | 0               |  |
|                      | 87     | 5   | 120    | 125         | 16             | 0     | 6       | 0     | 2        | 2               | 10     | 2               |  |
|                      | CHANGE | 2-  | 32+    | 30+         | 7+             | 1+    | 4-      | 0     | 0        | 2-              | 1-     | 2-              |  |
| MUNICIPAL            | 88     | 46  | 130    | 176         | 16             | 0     | 1       | 0     | 0        | 4               | 10     | 5               |  |
|                      | 87     | 74  | 104    | 178         | 14             | 1     | 1       | 0     | 0        | 3               | 7      | 2               |  |
|                      | CHANGE | 28-                                       | 26+    | 2-          | 2+             | 1-    | 1+      | 1-    | 0        | 1+              | 3+     | 3+              |  |
| KEYSER PD            | 88     | 29  | 121    | 150         | 12             | 0     | 1       | 0     | 0        | 2               | 5      | 5               |  |
|                      | 87     | 25  | 97     | 122         | 7              | 0     | 0       | 1     | 0        | 0               | 1      | 2               |  |
|                      | CHANGE | 4+  | 24+    | 28+         | 5+             | 0     | 1+      | 1-    | 0        | 0               | 4+     | 3+              |  |
| PIEDMONT PD          | 88     | 17  | 9      | 26          | 4              | 0     | 0       | 0     | 0        | 2               | 5      | 0               |  |
|                      | 87     | 49  | 7      | 56          | 7              | 1     | 0       | 0     | 0        | 1               | 6      | 0               |  |
|                      | CHANGE | 32-                                       | 2+     | 30-         | 3-             | 1-    | 0       | 0     | 0        | 1+              | 1-     | 0               |  |
| *****                |        |   |        |             |                |       |         |       |          |                 |        |                 |  |
| MINGO CTY TOTAL      | 88     | 40  | 849    | 889         | 100            | 2     | 8       | 18    | 0        | 0               | 15     | 29              |  |
|                      | 87     | 95  | 1018   | 1113        | 70             | 3     | 3       | 3     | 0        | 14              | 14     | 38              |  |
|                      | CHANGE | 55-                                       | 169-   | 224-        | 30+            | 1-    | 5+      | 15+   | 0        | 14-             | 1+     | 9-              |  |
| *****                |        |   |        |             |                |       |         |       |          |                 |        |                 |  |
| RURAL                | 88     | 35  | 361    | 396         | 75             | 2     | 7       | 18    | 0        | 0               | 15     | 20              |  |
|                      | 87     | 72  | 325    | 397         | 46             | 3     | 2       | 3     | 0        | 9               | 7      | 25              |  |
|                      | CHANGE | 37-                                       | 36+    | 1-          | 29+            | 1-    | 5+      | 15+   | 0        | 9-              | 8+     | 5-              |  |
| SHERIFF              | 88     | 31  | 187    | 218         | 54             | 1     | 4       | 18    | 0        | 0               | 9      | 11              |  |
|                      | 87     | 69  | 173    | 242         | 28             | 0     | 0       | 1     | 0        | 2               | 5      | 15              |  |
|                      | CHANGE | 38-                                       | 14+    | 24-         | 26+            | 1+    | 4+      | 17+   | 0        | 2-              | 4+     | 4-              |  |
| STATE POLICE         | 88     | 4   | 174    | 178         | 21             | 1     | 3       | 0     | 0        | 0               | 6      | 9               |  |
|                      | 87     | 3   | 152    | 155         | 18             | 3     | 2       | 2     | 0        | 7               | 2      | 10              |  |
|                      | CHANGE | 1+  | 22+    | 23+         | 3+             | 2-    | 1+      | 2-    | 0        | 7-              | 4+     | 1-              |  |
| MUNICIPAL            | 88     | 5   | 488    | 493         | 25             | 0     | 1       | 0     | 0        | 0               | 0      | 9               |  |
|                      | 87     | 23  | 693    | 716         | 24             | 0     | 1       | 0     | 0        | 5               | 7      | 13              |  |
|                      | CHANGE | 18-                                       | 205-   | 223-        | 1+             | 0     | 0       | 0     | 0        | 5-              | 7-     | 4-              |  |
| WILLIAMSON PD        | 88     | 5   | 419    | 424         | 25             | 0     | 1       | 0     | 0        | 0               | 0      | 9               |  |
|                      | 87     | 21  | 574    | 595         | 23             | 0     | 1       | 0     | 0        | 5               | 2      | 13              |  |
|                      | CHANGE | 16-                                       | 155-   | 171-        | 2+             | 0     | 0       | 0     | 0        | 5-              | 2-     | 4-              |  |
| KERMIT PD            | 88     | 0   | 2      | 2           | 0              | 0     | 0       | 0     | 0        | 0               | 0      | 0               |  |
|                      | 87     | 1   | 48     | 49          | 1              | 0     | 0       | 0     | 0        | 0               | 4      | 0               |  |
|                      | CHANGE | 1-  | 46-    | 47-         | 1-             | 0     | 0       | 0     | 0        | 0               | 4-     | 0               |  |
| DELBARTON PD         | 88     | 0   | 39     | 39          | 0              | 0     | 0       | 0     | 0        | 0               | 0      | 0               |  |
|                      | 87     | 1   | 30     | 31          | 0              | 0     | 0       | 0     | 0        | 0               | 1      | 0               |  |
|                      | CHANGE | 1-  | 9+     | 8+          | 0              | 0     | 0       | 0     | 0        | 0               | 1-     | 0               |  |
| MATEWAN PD           | 88     | 0   | 28     | 28          | 0              | 0     | 0       | 0     | 0        | 0               | 0      | 0               |  |
|                      | 87     | 0   | 41     | 41          | 0              | 0     | 0       | 0     | 0        | 0               | 0      | 0               |  |
|                      | CHANGE | 0   | 13-    | 13-         | 0              | 0     | 0       | 0     | 0        | 0               | 0      | 0               |  |
| *****                |        |   |        |             |                |       |         |       |          |                 |        |                 |  |
| MONONGALIA CTY TOTAL | 88     | 103                                       | 1067   | 1170        | 84             | 4     | 12      | 33    | 5        | 25              | 37     | 46              |  |
|                      | 87     | 86  | 946    | 1032        | 89             | 1     | 15      | 9     | 16       | 16              | 47     | 43              |  |
|                      | CHANGE | 17+                                       | 121+   | 138+        | 5-             | 3+    | 3-      | 24+   | 11-      | 9+              | 10-    | 3+              |  |
| *****                |        |   |        |             |                |       |         |       |          |                 |        |                 |  |
| RURAL                | 88     | 24  | 374    | 398         | 34             | 0     | 6       | 24    | 3        | 15              | 0      | 29              |  |
|                      | 87     | 10  | 313    | 323         | 32             | 0     | 4       | 7     | 7        | 3               | 2      | 32              |  |
|                      | CHANGE | 14+                                       | 61+    | 75+         | 2+             | 0     | 2+      | 17+   | 4-       | 12+             | 2-     | 3-              |  |
| SHERIFF              | 88     | 2   | 98     | 100         | 21             | 0     | 0       | 0     | 0        | 0               | 0      | 26              |  |
|                      | 87     | 1   | 87     | 88          | 12             | 0     | 2       | 0     | 1        | 1               | 0      | 23              |  |
|                      | CHANGE | 1+  | 11+    | 12+         | 9+             | 0     | 2-      | 0     | 1-       | 1-              | 0      | 3+              |  |
| STATE POLICE         | 88     | 22  | 276    | 298         | 13             | 0     | 6       | 24    | 3        | 15              | 0      | 5               |  |
|                      | 87     | 9   | 226    | 235         | 20             | 0     | 2       | 7     | 6        | 2               | 2      | 6               |  |
|                      | CHANGE | 13+                                       | 50+    | 63+         | 7-             | 0     | 4+      | 17+   | 3-       | 13+             | 2-     | 6-              |  |



|       | COML<br>VICI | SEX<br>OFFENSES | NARCOTIC<br>& DRUG | GAMBLING     | FAMILY<br>OFFENSES | DRUG              | LIQUOR<br>LAWS  | DRUNK             | DISORD            | VAT          | OTHER             | SUSPICIOUS  | CURLEW        | HOWWAYS         |
|-------|--------------|-----------------|--------------------|--------------|--------------------|-------------------|-----------------|-------------------|-------------------|--------------|-------------------|-------------|---------------|-----------------|
| 028ZZ | 2<br>0<br>2+ | 6<br>2<br>4+    | 7<br>22<br>15-     | 0<br>0<br>0  | 0<br>0<br>0        | 233<br>260<br>27- | 0<br>0<br>0     | 38<br>90<br>52-   | 221<br>220<br>1+  | 0<br>0<br>0  | 169<br>211<br>42- | 0<br>0<br>0 | 0<br>4<br>4-  | 4<br>5<br>1-    |
| 02802 | 2<br>0<br>2+ | 4<br>1<br>3+    | 3<br>1<br>2+       | 0<br>0<br>0  | 0<br>0<br>0        | 123<br>119<br>4+  | 0<br>0<br>0     | 13<br>19<br>6-    | 125<br>115<br>10+ | 0<br>0<br>0  | 21<br>23<br>2-    | 0<br>0<br>0 | 0<br>0<br>0   | 1<br>1<br>0     |
| 02803 | 0<br>0<br>0  | 2<br>1<br>1+    | 4<br>21<br>17-     | 0<br>0<br>0  | 0<br>0<br>0        | 110<br>141<br>31- | 0<br>0<br>0     | 25<br>71<br>46-   | 96<br>105<br>9-   | 0<br>0<br>0  | 148<br>187<br>39- | 0<br>0<br>0 | 0<br>4<br>4-  | 3<br>4<br>1-    |
| 02806 | 0<br>0<br>0  | 0<br>0<br>0     | 0<br>0<br>0        | 0<br>0<br>0  | 0<br>0<br>0        | 0<br>0<br>0       | 0<br>0<br>0     | 0<br>0<br>0       | 0<br>0<br>0       | 0<br>0<br>0  | 0<br>1<br>1-      | 0<br>0<br>0 | 0<br>0<br>0   | 0<br>0<br>0     |
| ***** |              |                 |                    |              |                    |                   |                 |                   |                   |              |                   |             |               |                 |
| 029AL | 1<br>0<br>1+ | 2<br>7<br>5-    | 9<br>26<br>17-     | 0<br>0<br>0  | 0<br>1<br>1-       | 135<br>75<br>60+  | 7<br>9<br>2-    | 33<br>30<br>3+    | 7<br>22<br>15-    | 0<br>0<br>0  | 133<br>70<br>63+  | 0<br>0<br>0 | 4<br>12<br>8- | 49<br>25<br>24+ |
| ***** |              |                 |                    |              |                    |                   |                 |                   |                   |              |                   |             |               |                 |
| 029RU | 1<br>0<br>1+ | 2<br>7<br>5-    | 4<br>26<br>22-     | 0<br>0<br>0  | 0<br>1<br>1-       | 97<br>37<br>60+   | 7<br>8<br>1-    | 5<br>2<br>3+      | 0<br>0<br>0       | 0<br>0<br>0  | 87<br>33<br>54+   | 0<br>0<br>0 | 0<br>1<br>1-  | 37<br>12<br>25+ |
| 029S0 | 1<br>0<br>1+ | 1<br>1<br>0     | 0<br>2<br>2-       | 0<br>0<br>0  | 0<br>1<br>1-       | 5<br>5<br>0       | 0<br>0<br>0     | 4<br>1<br>3+      | 0<br>0<br>0       | 0<br>0<br>0  | 74<br>20<br>54+   | 0<br>0<br>0 | 0<br>1<br>1-  | 37<br>9<br>28+  |
| 029SP | 0<br>0<br>0  | 1<br>6<br>5-    | 4<br>24<br>20-     | 0<br>0<br>0  | 0<br>0<br>0        | 92<br>32<br>60+   | 7<br>8<br>1-    | 1<br>1<br>0       | 0<br>0<br>0       | 0<br>0<br>0  | 13<br>13<br>0     | 0<br>0<br>0 | 0<br>0<br>0   | 0<br>3<br>3-    |
| 029ZZ | 0<br>0<br>0  | 0<br>0<br>0     | 5<br>0<br>5+       | 0<br>0<br>0  | 0<br>0<br>0        | 38<br>38<br>0     | 0<br>1<br>1-    | 28<br>28<br>0     | 7<br>22<br>15-    | 0<br>0<br>0  | 46<br>37<br>9+    | 0<br>0<br>0 | 4<br>11<br>7- | 12<br>13<br>1-  |
| 02901 | 0<br>0<br>0  | 0<br>0<br>0     | 5<br>0<br>5+       | 0<br>0<br>0  | 0<br>0<br>0        | 37<br>37<br>0     | 0<br>0<br>0     | 26<br>27<br>1-    | 2<br>7<br>5-      | 0<br>0<br>0  | 42<br>31<br>11+   | 0<br>0<br>0 | 1<br>1<br>1+  | 12<br>7<br>5+   |
| 02902 | 0<br>0<br>0  | 0<br>0<br>0     | 0<br>0<br>0        | 0<br>0<br>0  | 0<br>0<br>0        | 1<br>1<br>0       | 0<br>1<br>1-    | 2<br>1<br>1+      | 5<br>15<br>10-    | 0<br>0<br>0  | 4<br>6<br>2-      | 0<br>0<br>0 | 3<br>11<br>8- | 0<br>6<br>6-    |
| ***** |              |                 |                    |              |                    |                   |                 |                   |                   |              |                   |             |               |                 |
| 030AL | 0<br>0<br>0  | 1<br>2<br>1-    | 32<br>102<br>70-   | 0<br>0<br>0  | 5<br>0<br>5+       | 203<br>232<br>29- | 2<br>30<br>28-  | 278<br>370<br>92- | 66<br>94<br>28-   | 0<br>1<br>1- | 115<br>86<br>29+  | 0<br>0<br>0 | 0<br>9<br>9-  | 15<br>42<br>27- |
| ***** |              |                 |                    |              |                    |                   |                 |                   |                   |              |                   |             |               |                 |
| 030RU | 0<br>0<br>0  | 1<br>2<br>1-    | 22<br>66<br>44-    | 0<br>0<br>0  | 5<br>0<br>5+       | 86<br>64<br>22+   | 0<br>29<br>29-  | 24<br>18<br>6+    | 4<br>20<br>16-    | 0<br>1<br>1- | 102<br>51<br>51+  | 0<br>0<br>0 | 0<br>9<br>9-  | 15<br>42<br>27- |
| 030S0 | 0<br>0<br>0  | 0<br>2<br>2-    | 2<br>49<br>47-     | 0<br>0<br>0  | 0<br>0<br>0        | 23<br>35<br>12-   | 0<br>2<br>2-    | 0<br>5<br>5-      | 4<br>20<br>16-    | 0<br>1<br>1- | 77<br>26<br>51+   | 0<br>0<br>0 | 0<br>9<br>9-  | 15<br>42<br>27- |
| 030SP | 0<br>0<br>0  | 1<br>0<br>1+    | 20<br>17<br>3+     | 0<br>0<br>0  | 5<br>0<br>5+       | 63<br>29<br>34+   | 0<br>27<br>27-  | 24<br>13<br>11+   | 0<br>0<br>0       | 0<br>0<br>0  | 25<br>25<br>0     | 0<br>0<br>0 | 0<br>0<br>0   | 0<br>0<br>0     |
| 030ZZ | 0<br>0<br>0  | 0<br>0<br>0     | 10<br>36<br>26-    | 0<br>0<br>0  | 0<br>0<br>0        | 117<br>168<br>51- | 2<br>1<br>1+    | 254<br>352<br>98- | 62<br>74<br>12-   | 0<br>0<br>0  | 13<br>35<br>22-   | 0<br>0<br>0 | 0<br>0<br>0   | 0<br>0<br>0     |
| 03002 | 0<br>0<br>0  | 0<br>0<br>0     | 10<br>34<br>24-    | 0<br>0<br>0  | 0<br>0<br>0        | 83<br>106<br>23-  | 0<br>0<br>0     | 232<br>305<br>73- | 51<br>73<br>22-   | 0<br>0<br>0  | 13<br>33<br>20-   | 0<br>0<br>0 | 0<br>0<br>0   | 0<br>0<br>0     |
| 03003 | 0<br>0<br>0  | 0<br>0<br>0     | 0<br>2<br>2-       | 0<br>0<br>0  | 0<br>0<br>0        | 2<br>2<br>0       | 0<br>0<br>0     | 0<br>38<br>38-    | 0<br>0<br>0       | 0<br>0<br>0  | 0<br>2<br>2-      | 0<br>0<br>0 | 0<br>0<br>0   | 0<br>0<br>0     |
| 03004 | 0<br>0<br>0  | 0<br>0<br>0     | 0<br>0<br>0        | 0<br>0<br>0  | 0<br>0<br>0        | 6<br>26<br>20-    | 0<br>0<br>0     | 0<br>22<br>3      | 11<br>1<br>10+    | 0<br>0<br>0  | 0<br>0<br>0       | 0<br>0<br>0 | 0<br>0<br>0   | 0<br>0<br>0     |
| 03005 | 0<br>0<br>0  | 0<br>0<br>0     | 0<br>0<br>0        | 0<br>0<br>0  | 0<br>0<br>0        | 26<br>34<br>8-    | 2<br>1<br>1+    | 0<br>6<br>6-      | 0<br>0<br>0       | 0<br>0<br>0  | 0<br>0<br>0       | 0<br>0<br>0 | 0<br>0<br>0   | 0<br>0<br>0     |
| ***** |              |                 |                    |              |                    |                   |                 |                   |                   |              |                   |             |               |                 |
| 031AL | 0<br>0<br>0  | 11<br>11<br>0   | 19<br>19<br>0      | 0<br>3<br>3- | 5<br>9<br>4-       | 314<br>281<br>33+ | 51<br>27<br>24+ | 252<br>249<br>3+  | 53<br>61<br>8-    | 0<br>2<br>2- | 188<br>106<br>82+ | 0<br>0<br>0 | 4<br>0<br>4+  | 27<br>28<br>1-  |
| ***** |              |                 |                    |              |                    |                   |                 |                   |                   |              |                   |             |               |                 |
| 031RU | 0<br>0<br>0  | 2<br>2+<br>0    | 8<br>7<br>1+       | 0<br>0<br>0  | 4<br>7<br>3-       | 139<br>132<br>7+  | 8<br>2<br>6+    | 20<br>26<br>6-    | 2<br>1<br>1+      | 0<br>0<br>0  | 98<br>56<br>42+   | 0<br>0<br>0 | 0<br>0<br>0   | 6<br>5<br>1+    |
| 031S0 | 0<br>0<br>0  | 0<br>0<br>0     | 1<br>0<br>1+       | 0<br>0<br>0  | 0<br>1<br>1-       | 11<br>8<br>3+     | 0<br>0<br>0     | 7<br>11<br>4-     | 2<br>1<br>1+      | 0<br>0<br>0  | 32<br>27<br>5+    | 0<br>0<br>0 | 0<br>0<br>0   | 0<br>1<br>1-    |
| 031SP | 0<br>0<br>0  | 2<br>0<br>2+    | 7<br>7<br>0        | 0<br>0<br>0  | 4<br>6<br>2-       | 128<br>124<br>4+  | 8<br>2<br>6+    | 13<br>15<br>2-    | 0<br>0<br>0       | 0<br>0<br>0  | 66<br>29<br>37+   | 0<br>0<br>0 | 0<br>0<br>0   | 6<br>4<br>2+    |

# PART II ARRESTS

|                     | CONL VICE | SEX OFFENSES | NARCOTIC & DRUG | GAMBLING | FAMILY OFFENSES | DUI  | LIQUOR LAWS | DRUNK | DISORD | VAG | OTHER | SUSPICION | CURFEW | RUNAWAYS |
|---------------------|-----------|--------------|-----------------|----------|-----------------|------|-------------|-------|--------|-----|-------|-----------|--------|----------|
| MUNICIPAL           | 88        |              | 79              | 693      | 772             | 50   | 4           | 6     | 9      | 2   | 10    | 37        | 17     |          |
| CHANGE              | 87        |              | 76              | 633      | 709             | 57   | 1           | 11    | 2      | 9   | 13    | 45        | 11     |          |
|                     |           |              | 3+              | 60+      | 63+             | 7-   | 3+          | 5-    | 7+     | 7-  | 3-    | 8-        | 6+     |          |
| MORGANTOWN PD       | 88        |              | 45              | 516      | 561             | 43   | 2           | 6     | 5      | 1   | 7     | 25        | 15     |          |
| CHANGE              | 87        |              | 58              | 427      | 485             | 40   | 1           | 11    | 2      | 9   | 7     | 28        | 7      |          |
|                     |           |              | 13-             | 89+      | 76+             | 3+   | 1+          | 5-    | 3+     | 8-  | 0     | 3-        | 8+     |          |
| STAR CITY PD        | 88        |              | 1               | 44       | 45              | 1    | 0           | 0     | 0      | 0   | 0     | 1         | 1      |          |
| CHANGE              | 87        |              | 1               | 60       | 61              | 1    | 0           | 0     | 0      | 0   | 1     | 1         | 0      |          |
|                     |           |              | 0               | 16-      | 16-             | 0    | 0           | 0     | 0      | 0   | 1-    | 0         | 1+     |          |
| WESTOVER PD         | 88        |              | 26              | 76       | 102             | 2    | 2           | 0     | 4      | 1   | 0     | 2         | 0      |          |
| CHANGE              | 87        |              | 8               | 72       | 80              | 3    | 0           | 0     | 0      | 0   | 0     | 0         | 4      |          |
|                     |           |              | 18+             | 4+       | 22+             | 1-   | 2+          | 0     | 4+     | 1+  | 0     | 2+        | 4-     |          |
| HVU SECURITY POLICE | 88        |              | 7               | 50       | 57              | 4    | 0           | 0     | 0      | 0   | 3     | 9         | 1      |          |
| CHANGE              | 87        |              | 4               | 62       | 66              | 11   | 0           | 0     | 0      | 0   | 5     | 16        | 0      |          |
|                     |           |              | 3+              | 12-      | 9-              | 7-   | 0           | 0     | 0      | 0   | 2-    | 7-        | 1+     |          |
| GRANVILLE PD        | 88        |              | 0               | 7        | 7               | 0    | 0           | 0     | 0      | 0   | 0     | 0         | 0      |          |
| CHANGE              | 87        |              | 5               | 12       | 17              | 2    | 0           | 0     | 0      | 0   | 0     | 0         | 0      |          |
|                     |           |              | 5-              | 5-       | 10-             | 2-   | 0           | 0     | 0      | 0   | 0     | 0         | 0      |          |
| *****               |           |              |                 |          |                 |      |             |       |        |     |       |           |        |          |
| MONROE CTY          | TOTAL     | 88           | 11              | 276      | 287             | 15   | 0           | 0     | 2      | 0   | 0     | 4         | 29     |          |
| CHANGE              |           | 87           | 50              | 318      | 368             | 26   | 4           | 3     | 2      | 0   | 0     | 10        | 35     |          |
|                     |           |              | 39-             | 42-      | 81-             | 11-  | 4-          | 3-    | 0      | 0   | 0     | 6-        | 6-     |          |
| *****               |           |              |                 |          |                 |      |             |       |        |     |       |           |        |          |
| RURAL               | 88        |              | 1               | 158      | 159             | 12   | 0           | 0     | 2      | 0   | 0     | 0         | 29     |          |
| CHANGE              | 87        |              | 7               | 138      | 145             | 20   | 0           | 1-    | 0      | 0   | 0     | 4         | 34     |          |
|                     |           |              | 6-              | 20+      | 14+             | 8-   | 0           | 0     | 0      | 0   | 0     | 4-        | 5-     |          |
| SHERIFF             | 88        |              | 1               | 113      | 114             | 12   | 0           | 0     | 0      | 0   | 0     | 0         | 27     |          |
| CHANGE              | 87        |              | 5               | 98       | 103             | 20   | 0           | 0     | 1      | 0   | 0     | 4         | 31     |          |
|                     |           |              | 4-              | 15+      | 11+             | 8-   | 0           | 0     | 1-     | 0   | 0     | 4-        | 4-     |          |
| STATE POLICE        | 88        |              | 0               | 45       | 45              | 0    | 0           | 0     | 4      | 0   | 0     | 0         | 2      |          |
| CHANGE              | 87        |              | 2               | 40       | 42              | 0    | 0           | 1     | 1      | 0   | 0     | 0         | 3      |          |
|                     |           |              | 2-              | 5+       | 3+              | 0    | 0           | 1-    | 1+     | 0   | 0     | 0         | 1-     |          |
| MUNICIPAL           | 88        |              | 10              | 118      | 128             | 3    | 0           | 0     | 0      | 0   | 0     | 4         | 0      |          |
| CHANGE              | 87        |              | 43              | 180      | 223             | 6    | 4           | 2     | 0      | 0   | 0     | 6         | 1      |          |
|                     |           |              | 33-             | 62-      | 95-             | 3-   | 4-          | 2-    | 0      | 0   | 0     | 2-        | 1-     |          |
| ALDERSON PD         | 88        |              | 10              | 118      | 128             | 3    | 0           | 0     | 0      | 0   | 0     | 4         | 0      |          |
| CHANGE              | 87        |              | 43              | 180      | 223             | 6    | 4           | 2     | 0      | 0   | 0     | 6         | 1      |          |
|                     |           |              | 33-             | 62-      | 95-             | 3-   | 4-          | 2-    | 0      | 0   | 0     | 2-        | 1-     |          |
| *****               |           |              |                 |          |                 |      |             |       |        |     |       |           |        |          |
| MORGAN CTY          | TOTAL     | 88           | 7               | 210      | 217             | 36   | 0           | 7     | 18     | 0   | 3     | 21        | 65     |          |
| CHANGE              | 87        |              | 8               | 154      | 162             | 23   | 3           | 2     | 14     | 0   | 1     | 11        | 25     |          |
|                     |           |              | 1-              | 56+      | 55+             | 13+  | 3-          | 5+    | 4+     | 0   | 2+    | 10+       | 42+    |          |
| *****               |           |              |                 |          |                 |      |             |       |        |     |       |           |        |          |
| RURAL               | 88        |              | 7               | 210      | 217             | 36   | 0           | 7     | 18     | 0   | 3     | 21        | 65     |          |
| CHANGE              | 87        |              | 8               | 154      | 162             | 23   | 3           | 2     | 14     | 0   | 1     | 11        | 25     |          |
|                     |           |              | 1-              | 56+      | 55+             | 13+  | 3-          | 5+    | 4+     | 0   | 2+    | 10+       | 42+    |          |
| SHERIFF             | 88        |              | 5               | 135      | 140             | 20   | 0           | 3     | 17     | 0   | 0     | 11        | 65     |          |
| CHANGE              | 87        |              | 5               | 82       | 87              | 10   | 0           | 0     | 13     | 0   | 0     | 11        | 23     |          |
|                     |           |              | 0               | 53+      | 53+             | 10+  | 0           | 3+    | 4+     | 0   | 0     | 0         | 42+    |          |
| STATE POLICE        | 88        |              | 2               | 75       | 77              | 16   | 0           | 4     | 1      | 0   | 3     | 10        | 0      |          |
| CHANGE              | 87        |              | 3               | 72       | 75              | 13   | 3           | 2     | 1      | 0   | 1     | 0         | 0      |          |
|                     |           |              | 1-              | 3+       | 2+              | 3+   | 3-          | 2+    | 0      | 0   | 2+    | 10+       | 0      |          |
| *****               |           |              |                 |          |                 |      |             |       |        |     |       |           |        |          |
| NICHOLAS CTY        | TOTAL     | 88           | 45              | 709      | 754             | 63   | 1           | 13    | 105    | 1   | 15    | 23        | 30     |          |
| CHANGE              | 87        |              | 30              | 651      | 681             | 50   | 0           | 2     | 95     | 0   | 2     | 16        | 22     |          |
|                     |           |              | 15+             | 58+      | 75+             | 13+  | 1+          | 11+   | 10+    | 1+  | 13+   | 7+        | 8+     |          |
| *****               |           |              |                 |          |                 |      |             |       |        |     |       |           |        |          |
| RURAL               | 88        |              | 34              | 489      | 523             | 59   | 1           | 7     | 104    | 1   | 15    | 20        | 28     |          |
| CHANGE              | 87        |              | 21              | 433      | 454             | 39   | 0           | 2     | 95     | 0   | 2     | 14        | 21     |          |
|                     |           |              | 13+             | 56+      | 69+             | 20+  | 1+          | 5+    | 9+     | 1+  | 13+   | 6+        | 7+     |          |
| SHERIFF             | 88        |              | 25              | 382      | 407             | 59   | 0           | 1     | 104    | 1   | 4     | 20        | 28     |          |
| CHANGE              | 87        |              | 16              | 310      | 326             | 39   | 0           | 0     | 95     | 0   | 0     | 13        | 20     |          |
|                     |           |              | 9+              | 72+      | 81+             | 20+  | 0           | 1+    | 9+     | 1+  | 4+    | 7+        | 8+     |          |
| STATE POLICE        | 88        |              | 9               | 107      | 116             | 0    | 1           | 6     | 0      | 0   | 11    | 0         | 0      |          |
| CHANGE              | 87        |              | 5               | 123      | 128             | 0    | 0           | 2     | 0      | 0   | 2     | 1         | 1      |          |
|                     |           |              | 4+              | 16-      | 12-             | 0    | 1+          | 4+    | 0      | 0   | 9+    | 1-        | 1-     |          |
| MUNICIPAL           | 88        |              | 11              | 220      | 231             | 4    | 0           | 6     | 1      | 0   | 0     | 3         | 2      |          |
| CHANGE              | 87        |              | 9               | 218      | 227             | 11   | 0           | 0     | 0      | 0   | 0     | 2         | 1      |          |
|                     |           |              | 2+              | 2+       | 4+              | 7-   | 0           | 6+    | 1+     | 0   | 0     | 1+        | 1+     |          |
| RICHWOOD PD         | 88        |              | 0               | 85       | 85              | 0    | 0           | 0     | 0      | 0   | 0     | 0         | 0      |          |
| CHANGE              | 87        |              | 0               | 132      | 132             | 4    | 0           | 0     | 0      | 0   | 0     | 0         | 0      |          |
|                     |           |              | 0               | 47-      | 47-             | 4-   | 0           | 0     | 0      | 0   | 0     | 0         | 0      |          |
| SUMMERSVILLE PD     | 88        |              | 11              | 135      | 146             | 4    | 0           | 6     | 1      | 0   | 0     | 3         | 2      |          |
| CHANGE              | 87        |              | 9               | 86       | 95              | 7    | 0           | 0     | 0      | 0   | 0     | 2         | 1      |          |
|                     |           |              | 2+              | 49+      | 51+             | 3-   | 0           | 6+    | 1+     | 0   | 0     | 1+        | 1+     |          |
| *****               |           |              |                 |          |                 |      |             |       |        |     |       |           |        |          |
| OHIO CTY            | TOTAL     | 88           | 148             | 993      | 1141            | 47   | 4           | 21    | 55     | 2   | 13    | 55        | 43     |          |
| CHANGE              | 87        |              | 149             | 1000     | 1149            | 172  | 0           | 8     | 47     | 1   | 14    | 55        | 50     |          |
|                     |           |              | 1-              | 7-       | 8-              | 125- | 4+          | 13+   | 8+     | 1+  | 1-    | 0         | 7-     |          |
| *****               |           |              |                 |          |                 |      |             |       |        |     |       |           |        |          |
| RURAL               | 88        |              | 4               | 363      | 367             | 38   | 0           | 12    | 18     | 1   | 5     | 5         | 11     |          |
| CHANGE              | 87        |              | 10              | 286      | 296             | 33   | 0           | 1     | 8      | 1   | 4     | 3         | 13     |          |
|                     |           |              | 6-              | 77+      | 71+             | 5+   | 0           | 11+   | 10+    | 0   | 1+    | 2+        | 2-     |          |

|       | FAV | SEA      | MARGOIC | HAMBURG | FAMILY   | DIR | LIQUOR | DRUGS | DRUGS | VAG | OTHER | SUSPICION | CURFLW | RUNAWAYS |
|-------|-----|----------|---------|---------|----------|-----|--------|-------|-------|-----|-------|-----------|--------|----------|
|       | OFF | OFFENSES | ARRREST |         | OFFENSES |     | LAW    |       |       |     |       |           |        |          |
| 0312Z | 0   | 9        | 11      | 0       | 1        | 175 | 43     | 232   | 51    | 0   | 90    | 0         | 4      | 21       |
|       | 0   | 11       | 12      | 3       | 2        | 149 | 25     | 223   | 60    | 2   | 50    | 0         | 0      | 23       |
|       | 0   | 2-       | 1-      | 3-      | 1-       | 26+ | 18+    | 9+    | 9-    | 2-  | 40+   | 0         | 4+     | 2-       |
| 03101 | 0   | 6        | 8       | 0       | 1        | 149 | 37     | 138   | 39    | 0   | 63    | 0         | 4      | 12       |
|       | 0   | 9        | 9       | 0       | 2        | 100 | 25     | 143   | 38    | 0   | 32    | 0         | 0      | 22       |
|       | 0   | 3-       | 1-      | 0       | 1-       | 49+ | 12+    | 5-    | 1+    | 0   | 31+   | 0         | 4+     | 10-      |
| 03103 | 0   | 1        | 0       | 0       | 0        | 13  | 5      | 11    | 2     | 0   | 10    | 0         | 0      | 0        |
|       | 0   | 1        | 2       | 3       | 0        | 27  | 0      | 10    | 7     | 0   | 6     | 0         | 0      | 0        |
|       | 0   | 0        | 2-      | 3-      | 0        | 14- | 5+     | 1+    | 5-    | 2-  | 4+    | 0         | 0      | 0        |
| 03104 | 0   | 0        | 1       | 0       | 0        | 7   | 1      | 64    | 8     | 0   | 4     | 0         | 0      | 6        |
|       | 0   | 0        | 0       | 0       | 0        | 16  | 0      | 45    | 9     | 0   | 3     | 0         | 0      | 0        |
|       | 0   | 0        | 1+      | 0       | 0        | 9-  | 1+     | 19+   | 1-    | 0   | 1+    | 0         | 0      | 6+       |
| 03106 | 0   | 2        | 2       | 0       | 0        | 0   | 0      | 18    | 2     | 0   | 13    | 0         | 0      | 3        |
|       | 0   | 1        | 1       | 0       | 0        | 0   | 0      | 18    | 6     | 0   | 8     | 0         | 0      | 0        |
|       | 0   | 1+       | 1+      | 0       | 0        | 0   | 0      | 0     | 4-    | 0   | 5+    | 0         | 0      | 3+       |
| 03109 | 0   | 0        | 0       | 0       | 0        | 6   | 0      | 1     | 0     | 0   | 0     | 0         | 0      | 0        |
|       | 0   | 0        | 0       | 0       | 0        | 6   | 0      | 7     | 0     | 0   | 1     | 0         | 0      | 1        |
|       | 0   | 0        | 0       | 0       | 0        | 0   | 0      | 6-    | 0     | 0   | 1-    | 0         | 0      | 1-       |
| ***** |     |          |         |         |          |     |        |       |       |     |       |           |        |          |
| 032AL | 0   | 0        | 4       | 0       | 0        | 26  | 0      | 58    | 9     | 3   | 133   | 0         | 3      | 1        |
|       | 0   | 0        | 11      | 0       | 2        | 36  | 2      | 110   | 31    | 6   | 73    | 0         | 10     | 7        |
|       | 0   | 0        | 7-      | 0       | 2-       | 10- | 2-     | 52-   | 22-   | 3-  | 60+   | 0         | 7-     | 6-       |
| ***** |     |          |         |         |          |     |        |       |       |     |       |           |        |          |
| 032RU | 0   | 0        | 2       | 0       | 0        | 8   | 0      | 0     | 2     | 3   | 101   | 0         | 0      | 0        |
|       | 0   | 0        | 7       | 0       | 1        | 10  | 0      | 3     | 0     | 0   | 63    | 0         | 0      | 0        |
|       | 0   | 0        | 5-      | 0       | 1-       | 2-  | 0      | 3-    | 2+    | 3+  | 38+   | 0         | 0      | 0        |
| 032SO | 0   | 0        | 1       | 0       | 0        | 3   | 0      | 0     | 2     | 0   | 69    | 0         | 0      | 0        |
|       | 0   | 0        | 6       | 0       | 0        | 5   | 0      | 3     | 0     | 0   | 33    | 0         | 0      | 0        |
|       | 0   | 0        | 5-      | 0       | 0        | 2-  | 0      | 3-    | 2+    | 0   | 36+   | 0         | 0      | 0        |
| 032SP | 0   | 0        | 1       | 0       | 0        | 5   | 0      | 0     | 0     | 3   | 32    | 0         | 0      | 0        |
|       | 0   | 0        | 1       | 0       | 1        | 5   | 0      | 0     | 0     | 0   | 30    | 0         | 0      | 0        |
|       | 0   | 0        | 0       | 0       | 1-       | 0   | 0      | 0     | 0     | 3+  | 2+    | 0         | 0      | 0        |
| 032ZZ | 0   | 0        | 2       | 0       | 0        | 18  | 0      | 58    | 7     | 0   | 32    | 0         | 3      | 1        |
|       | 0   | 0        | 4       | 0       | 1        | 26  | 2      | 107   | 31    | 6   | 10    | 0         | 10     | 7        |
|       | 0   | 0        | 2-      | 0       | 1-       | 8-  | 2-     | 49-   | 24-   | 6-  | 22+   | 0         | 7-     | 6-       |
| 03201 | 0   | 0        | 2       | 0       | 0        | 18  | 0      | 58    | 7     | 0   | 32    | 0         | 3      | 1        |
|       | 0   | 0        | 4       | 0       | 1        | 26  | 2      | 107   | 31    | 6   | 10    | 0         | 10     | 7        |
|       | 0   | 0        | 2-      | 0       | 1-       | 8-  | 2-     | 49-   | 24-   | 6-  | 22+   | 0         | 7-     | 6-       |
| ***** |     |          |         |         |          |     |        |       |       |     |       |           |        |          |
| 033AL | 0   | 0        | 13      | 0       | 0        | 24  | 0      | 13    | 0     | 0   | 14    | 0         | 0      | 3        |
|       | 0   | 1        | 6       | 0       | 1        | 41  | 1      | 10    | 0     | 0   | 25    | 0         | 0      | 0        |
|       | 0   | 1-       | 7+      | 0       | 1-       | 17- | 1-     | 3+    | 0     | 0   | 11-   | 0         | 0      | 3+       |
| ***** |     |          |         |         |          |     |        |       |       |     |       |           |        |          |
| 033RU | 0   | 0        | 13      | 0       | 0        | 24  | 0      | 13    | 0     | 0   | 14    | 0         | 0      | 3        |
|       | 0   | 1        | 6       | 0       | 1        | 41  | 1      | 10    | 0     | 0   | 25    | 0         | 0      | 0        |
|       | 0   | 1-       | 7+      | 0       | 1-       | 17- | 1-     | 3+    | 0     | 0   | 11-   | 0         | 0      | 3+       |
| 033SO | 0   | 0        | 5       | 0       | 0        | 5   | 0      | 3     | 0     | 0   | 8     | 0         | 0      | 3        |
|       | 0   | 1        | 3       | 0       | 1        | 9   | 0      | 5     | 0     | 0   | 11    | 0         | 0      | 0        |
|       | 0   | 1-       | 2+      | 0       | 1-       | 4-  | 0      | 2-    | 0     | 0   | 3-    | 0         | 0      | 3+       |
| 033SP | 0   | 0        | 8       | 0       | 0        | 19  | 0      | 10    | 0     | 0   | 6     | 0         | 0      | 0        |
|       | 0   | 0        | 3       | 0       | 0        | 32  | 1      | 5     | 0     | 0   | 14    | 0         | 0      | 0        |
|       | 0   | 0        | 5+      | 0       | 0        | 13- | 1-     | 5+    | 0     | 0   | 8-    | 0         | 0      | 0        |
| ***** |     |          |         |         |          |     |        |       |       |     |       |           |        |          |
| 034AL | 0   | 9        | 21      | 0       | 2        | 145 | 7      | 151   | 16    | 2   | 127   | 0         | 0      | 23       |
|       | 0   | 2        | 22      | 0       | 2        | 120 | 29     | 161   | 25    | 1   | 116   | 0         | 0      | 18       |
|       | 0   | 7+       | 1-      | 0       | 2+       | 25+ | 22-    | 10-   | 9-    | 1+  | 11+   | 0         | 0      | 5+       |
| ***** |     |          |         |         |          |     |        |       |       |     |       |           |        |          |
| 034RU | 0   | 8        | 15      | 0       | 2        | 82  | 0      | 51    | 0     | 2   | 105   | 0         | 0      | 23       |
|       | 0   | 2        | 17      | 0       | 0        | 71  | 27     | 43    | 0     | 0   | 107   | 0         | 0      | 14       |
|       | 0   | 6+       | 2-      | 0       | 2+       | 11+ | 27-    | 8+    | 0     | 2+  | 2-    | 0         | 0      | 9+       |
| 034SO | 0   | 1        | 4       | 0       | 2        | 34  | 0      | 26    | 0     | 2   | 99    | 0         | 0      | 22       |
|       | 0   | 0        | 1       | 0       | 0        | 36  | 0      | 22    | 0     | 0   | 88    | 0         | 0      | 12       |
|       | 0   | 1+       | 3+      | 0       | 2+       | 2-  | 0      | 4+    | 0     | 2+  | 11+   | 0         | 0      | 10+      |
| 034SP | 0   | 7        | 11      | 0       | 0        | 48  | 0      | 25    | 0     | 0   | 6     | 0         | 0      | 1        |
|       | 0   | 2        | 16      | 0       | 0        | 35  | 27     | 21    | 0     | 0   | 19    | 0         | 0      | 2        |
|       | 0   | 5+       | 5-      | 0       | 0        | 13+ | 27-    | 4+    | 0     | 0   | 13-   | 0         | 0      | 1-       |
| 034ZZ | 0   | 1        | 6       | 0       | 0        | 63  | 7      | 100   | 16    | 0   | 22    | 0         | 0      | 0        |
|       | 0   | 0        | 5       | 0       | 0        | 49  | 2      | 118   | 25    | 1   | 9     | 0         | 0      | 4        |
|       | 0   | 1+       | 1+      | 0       | 0        | 14+ | 5+     | 18-   | 9-    | 1-  | 13+   | 0         | 0      | 4-       |
| 03401 | 0   | 0        | 0       | 0       | 0        | 15  | 1      | 53    | 16    | 0   | 0     | 0         | 0      | 0        |
|       | 0   | 0        | 0       | 0       | 0        | 26  | 1      | 76    | 25    | 1   | 0     | 0         | 0      | 0        |
|       | 0   | 0        | 0       | 0       | 0        | 11- | 1+     | 23-   | 9-    | 1-  | 0     | 0         | 0      | 0        |
| 03402 | 0   | 1        | 6       | 0       | 0        | 48  | 6      | 47    | 0     | 0   | 22    | 0         | 0      | 0        |
|       | 0   | 0        | 5       | 0       | 0        | 23  | 2      | 42    | 0     | 0   | 9     | 0         | 0      | 4        |
|       | 0   | 1+       | 1+      | 0       | 0        | 25+ | 4+     | 5+    | 0     | 0   | 13+   | 0         | 0      | 4-       |
| ***** |     |          |         |         |          |     |        |       |       |     |       |           |        |          |
| 035AL | 19  | 13       | 16      | 2       | 2        | 182 | 57     | 99    | 121   | 0   | 316   | 0         | 45     | 29       |
|       | 12  | 11       | 25      | 0       | 3        | 177 | 66     | 114   | 81    | 5   | 261   | 0         | 19     | 28       |
|       | 7+  | 2+       | 9-      | 2+      | 1-       | 5+  | 9-     | 15-   | 40+   | 5-  | 55+   | 0         | 26+    | 1+       |
| ***** |     |          |         |         |          |     |        |       |       |     |       |           |        |          |
| 035RU | 0   | 3        | 6       | 2       | 2        | 72  | 8      | 10    | 5     | 0   | 168   | 0         | 0      | 1        |
|       | 1   | 5        | 14      | 0       | 3        | 76  | 3      | 3     | 2     | 0   | 122   | 0         | 0      | 4        |
|       | 1-  | 2-       | 8-      | 2+      | 1-       | 4-  | 5+     | 7+    | 3+    | 0   | 46+   | 0         | 0      | 3-       |

# PART II ARRESTS

|                         |    | PART II ARRESTS BY CHARGE AND AGENCY TYPE |        |             |                |       |         |       |          |                 |        |                 |
|-------------------------|----|---|--------|-------------|----------------|-------|---------|-------|----------|-----------------|--------|-----------------|
|                         |    | JUVENILE                                  | ADULTS | GRAND TOTAL | OTHER ASSAULTS | ARSON | FORGERY | FRAUD | EMBEZZLE | STOLEN PROPERTY | VANDAL | ILLEGAL WEAPONS |
| SHERIFF                 | 88 | 4   | 228    | 232         | 23             | 0     | 5       | 14    | 0        | 4               | 0      | 9               |
|                         | 87 | 7   | 173    | 180         | 22             | 0     | 1       | 3     | 1        | 1               | 0      | 12              |
| CHANGE                  |    | 3-  | 55+    | 52+         | 1+             | 0     | 4+      | 11+   | 1-       | 3+              | 0      | 3-              |
| STATE POLICE            | 88 | 0   | 135    | 135         | 15             | 0     | 7       | 4     | 1        | 1               | 5      | 2               |
|                         | 87 | 3   | 113    | 116         | 11             | 0     | 0       | 5     | 0        | 3               | 3      | 1               |
| CHANGE                  |    | 3-  | 22+    | 19+         | 4+             | 0     | 7+      | 1-    | 1+       | 2-              | 2+     | 1+              |
| MUNICIPAL               | 88 | 144                                       | 630    | 774         | 9              | 4     | 9       | 37    | 1        | 8               | 50     | 32              |
|                         | 87 | 139                                       | 714    | 853         | 139            | 0     | 7       | 39    | 0        | 10              | 52     | 37              |
| CHANGE                  |    | 5+  | 84-    | 79-         | 130-           | 4+    | 2+      | 2-    | 1+       | 2-              | 2-     | 5-              |
| WHEELING PD             | 88 | 143                                       | 623    | 766         | 9              | 4     | 9       | 37    | 1        | 8               | 50     | 32              |
|                         | 87 | 139                                       | 711    | 850         | 139            | 0     | 7       | 39    | 0        | 10              | 52     | 37              |
| CHANGE                  |    | 4+  | 88-    | 84-         | 130-           | 4+    | 2+      | 2-    | 1+       | 2-              | 2-     | 5-              |
| BETHLEHEM PD            | 88 | 1   | 0      | 1           | 0              | 0     | 0       | 0     | 0        | 0               | 0      | 0               |
|                         | 87 | 0   | 0      | 0           | 0              | 0     | 0       | 0     | 0        | 0               | 0      | 0               |
| CHANGE                  |    | 1+  | 0      | 1+          | 0              | 0     | 0       | 0     | 0        | 0               | 0      | 0               |
| WEST LIBERTY ST COL SEC | 88 | 0   | 7      | 7           | 0              | 0     | 0       | 0     | 0        | 0               | 0      | 0               |
|                         | 87 | 0   | 3      | 3           | 0              | 0     | 0       | 0     | 0        | 0               | 0      | 0               |
| CHANGE                  |    | 0   | 4+     | 4+          | 0              | 0     | 0       | 0     | 0        | 0               | 0      | 0               |
| CLEARVIEW PD            | 88 | 0   | 0      | 0           | 0              | 0     | 0       | 0     | 0        | 0               | 0      | 0               |
|                         | 87 | 0   | 0      | 0           | 0              | 0     | 0       | 0     | 0        | 0               | 0      | 0               |
| CHANGE                  |    | 0   | 0      | 0           | 0              | 0     | 0       | 0     | 0        | 0               | 0      | 0               |
| *****                   |    |   |        |             |                |       |         |       |          |                 |        |                 |
| PENDLETON CTY TOTAL     | 88 | 4   | 126    | 130         | 17             | 0     | 3       | 26    | 0        | 0               | 2      | 33              |
|                         | 87 | 11  | 110    | 121         | 13             | 0     | 2       | 31    | 0        | 0               | 6      | 35              |
| CHANGE                  |    | 7-  | 16+    | 9+          | 4+             | 0     | 1+      | 5-    | 0        | 0               | 4-     | 2-              |
| *****                   |    |   |        |             |                |       |         |       |          |                 |        |                 |
| RURAL                   | 88 | 4   | 126    | 130         | 17             | 0     | 3       | 26    | 0        | 0               | 2      | 33              |
|                         | 87 | 11  | 110    | 121         | 13             | 0     | 2       | 31    | 0        | 0               | 6      | 35              |
| CHANGE                  |    | 7-  | 16+    | 9+          | 4+             | 0     | 1+      | 5-    | 0        | 0               | 4-     | 2-              |
| SHERIFF                 | 88 | 1   | 60     | 61          | 3              | 0     | 1       | 26    | 0        | 0               | 0      | 28              |
|                         | 87 | 4   | 76     | 80          | 7              | 0     | 2       | 30    | 0        | 0               | 2      | 35              |
| CHANGE                  |    | 3-  | 16-    | 19-         | 4-             | 0     | 1-      | 4-    | 0        | 0               | 2-     | 7-              |
| STATE POLICE            | 88 | 3   | 66     | 69          | 14             | 0     | 2       | 0     | 0        | 0               | 2      | 5               |
|                         | 87 | 7   | 34     | 41          | 6              | 0     | 0       | 1     | 0        | 0               | 4      | 0               |
| CHANGE                  |    | 4-  | 32+    | 28+         | 8+             | 0     | 2+      | 1-    | 0        | 0               | 2-     | 5+              |
| *****                   |    |   |        |             |                |       |         |       |          |                 |        |                 |
| PLEASANTS CTY TOTAL     | 88 | 2   | 235    | 237         | 30             | 0     | 0       | 16    | 0        | 0               | 3      | 16              |
|                         | 87 | 3   | 240    | 243         | 18             | 0     | 0       | 12    | 0        | 1               | 3      | 13              |
| CHANGE                  |    | 1-  | 5-     | 6-          | 12+            | 0     | 0       | 4+    | 0        | 1-              | 0      | 3+              |
| *****                   |    |   |        |             |                |       |         |       |          |                 |        |                 |
| RURAL                   | 88 | 2   | 173    | 175         | 25             | 0     | 0       | 16    | 0        | 0               | 3      | 16              |
|                         | 87 | 2   | 150    | 152         | 10             | 0     | 0       | 15    | 0        | 1               | 3      | 12              |
| CHANGE                  |    | 0   | 23+    | 23+         | 15+            | 0     | 0       | 4+    | 0        | 1-              | 0      | 4+              |
| SHERIFF                 | 88 | 1   | 85     | 86          | 18             | 0     | 0       | 15    | 0        | 0               | 0      | 15              |
|                         | 87 | 2   | 62     | 64          | 5              | 0     | 0       | 9     | 0        | 1               | 0      | 12              |
| CHANGE                  |    | 1-  | 23+    | 22+         | 13+            | 0     | 0       | 6+    | 0        | 1-              | 0      | 3+              |
| STATE POLICE            | 88 | 1   | 88     | 89          | 7              | 0     | 0       | 1     | 0        | 0               | 3      | 1               |
|                         | 87 | 0   | 88     | 88          | 5              | 0     | 0       | 3     | 0        | 0               | 3      | 0               |
| CHANGE                  |    | 1+  | 0      | 1+          | 2+             | 0     | 0       | 2-    | 0        | 0               | 0      | 1+              |
| MUNICIPAL               | 88 | 0   | 62     | 62          | 5              | 0     | 0       | 0     | 0        | 0               | 0      | 0               |
|                         | 87 | 1   | 90     | 91          | 8              | 0     | 0       | 0     | 0        | 0               | 0      | 0               |
| CHANGE                  |    | 1-  | 28-    | 29-         | 3-             | 0     | 0       | 0     | 0        | 0               | 0      | 1-              |
| ST MARYS PD             | 88 | 0   | 62     | 62          | 5              | 0     | 0       | 0     | 0        | 0               | 0      | 0               |
|                         | 87 | 1   | 90     | 91          | 8              | 0     | 0       | 0     | 0        | 0               | 0      | 1               |
| CHANGE                  |    | 1-  | 28-    | 29-         | 3-             | 0     | 0       | 0     | 0        | 0               | 0      | 1-              |
| *****                   |    |   |        |             |                |       |         |       |          |                 |        |                 |
| POCAHONTAS CTY TOTAL    | 88 | 10  | 144    | 154         | 1              | 0     | 1       | 0     | 0        | 1               | 0      | 44              |
|                         | 87 | 18  | 173    | 191         | 4              | 0     | 1       | 0     | 0        | 7               | 2      | 26              |
| CHANGE                  |    | 8-  | 29-    | 37-         | 3-             | 0     | 0       | 0     | 0        | 6-              | 2-     | 18+             |
| *****                   |    |   |        |             |                |       |         |       |          |                 |        |                 |
| RURAL                   | 88 | 2   | 130    | 132         | 0              | 0     | 1       | 0     | 0        | 1               | 0      | 44              |
|                         | 87 | 5   | 137    | 142         | 4              | 0     | 1       | 0     | 0        | 6               | 2      | 25              |
| CHANGE                  |    | 3-  | 7-     | 10-         | 4-             | 0     | 0       | 0     | 0        | 5-              | 2-     | 19+             |
| SHERIFF                 | 88 | 1   | 89     | 90          | 0              | 0     | 0       | 0     | 0        | 0               | 0      | 44              |
|                         | 87 | 2   | 51     | 53          | 0              | 0     | 0       | 0     | 0        | 3               | 2      | 23              |
| CHANGE                  |    | 1-  | 38+    | 37+         | 0              | 0     | 0       | 0     | 0        | 3-              | 2-     | 21+             |
| STATE POLICE            | 88 | 1   | 41     | 42          | 0              | 0     | 1       | 0     | 0        | 1               | 0      | 0               |
|                         | 87 | 3   | 86     | 89          | 4              | 0     | 1       | 0     | 0        | 3               | 0      | 2               |
| CHANGE                  |    | 2-  | 45-    | 47-         | 4-             | 0     | 0       | 0     | 0        | 2-              | 0      | 2-              |
| MUNICIPAL               | 88 | 8   | 14     | 22          | 1              | 0     | 0       | 0     | 0        | 0               | 0      | 0               |
|                         | 87 | 13  | 36     | 49          | 0              | 0     | 0       | 0     | 0        | 1               | 0      | 1               |
| CHANGE                  |    | 5-  | 22-    | 27-         | 1+             | 0     | 0       | 0     | 0        | 1-              | 0      | 1-              |
| MARLINTON PD            | 88 | 8   | 14     | 22          | 1              | 0     | 0       | 0     | 0        | 0               | 0      | 0               |
|                         | 87 | 13  | 36     | 49          | 0              | 0     | 0       | 0     | 0        | 1               | 0      | 1               |
| CHANGE                  |    | 5-  | 22-    | 27-         | 1+             | 0     | 0       | 0     | 0        | 1-              | 0      | 1-              |
| *****                   |    |   |        |             |                |       |         |       |          |                 |        |                 |
| PRESTON CTY TOTAL       | 88 | 9   | 544    | 553         | 138            | 1     | 1       | 145   | 5        | 5               | 13     | 42              |
|                         | 87 | 2   | 594    | 596         | 154            | 0     | 11      | 125   | 0        | 3               | 11     | 43              |
| CHANGE                  |    | 7+  | 50-    | 43-         | 16-            | 1+    | 10-     | 20+   | 5+       | 2+              | 2+     | 1-              |

|       | COMMITTEE      | SEX OFFENSES   | NARCOTICS ABUSE | GAMBLING     | FAMILY OFFENSES | DRUG             | VIOLATION LAWS  | DRUNK            | DISGRD           | VAG          | OTHER            | SUSPICION   | CURFEW          | RUNAWAYS       |
|-------|----------------|----------------|-----------------|--------------|-----------------|------------------|-----------------|------------------|------------------|--------------|------------------|-------------|-----------------|----------------|
| 03550 | 0<br>1<br>1-   | 3<br>5<br>2-   | 5<br>4<br>1+    | 0<br>0<br>0  | 2<br>1<br>1+    | 50<br>39<br>11+  | 0<br>0<br>0     | 7<br>2<br>5+     | 4<br>2<br>2+     | 0<br>0<br>0  | 105<br>83<br>22+ | 0<br>0<br>0 | 0<br>0<br>0     | 1<br>3<br>2-   |
| 0355P | 0<br>0<br>0    | 0<br>0<br>0    | 1<br>10<br>9-   | 2<br>0<br>2+ | 0<br>2<br>2-    | 22<br>37<br>15-  | 8<br>3<br>5+    | 3<br>1<br>2+     | 1<br>0<br>1+     | 0<br>0<br>0  | 63<br>39<br>24+  | 0<br>0<br>0 | 0<br>0<br>0     | 0<br>1<br>1-   |
| 035ZZ | 19<br>11<br>8+ | 10<br>6<br>4+  | 10<br>11<br>1-  | 0<br>0<br>0  | 0<br>0<br>0     | 110<br>101<br>9+ | 49<br>63<br>14- | 89<br>111<br>22- | 116<br>79<br>37+ | 0<br>5<br>5- | 148<br>139<br>9+ | 0<br>0<br>0 | 45<br>19<br>26+ | 28<br>24<br>4+ |
| 03501 | 19<br>11<br>8+ | 10<br>6<br>4+  | 10<br>11<br>1-  | 0<br>0<br>0  | 0<br>0<br>0     | 109<br>100<br>9+ | 49<br>63<br>14- | 89<br>111<br>22- | 116<br>79<br>37+ | 0<br>5<br>5- | 142<br>137<br>5+ | 0<br>0<br>0 | 44<br>19<br>25+ | 28<br>24<br>4+ |
| 03503 | 0<br>0<br>0    | 0<br>0<br>0    | 0<br>0<br>0     | 0<br>0<br>0  | 0<br>0<br>0     | 0<br>0<br>0      | 0<br>0<br>0     | 0<br>0<br>0      | 0<br>0<br>0      | 0<br>0<br>0  | 0<br>0<br>0      | 0<br>0<br>0 | 1<br>1+<br>0    | 0<br>0<br>0    |
| 03506 | 0<br>0<br>0    | 0<br>0<br>0    | 0<br>0<br>0     | 0<br>0<br>0  | 0<br>0<br>0     | 1<br>1<br>0      | 0<br>0<br>0     | 0<br>0<br>0      | 0<br>0<br>0      | 0<br>0<br>0  | 6<br>2<br>4+     | 0<br>0<br>0 | 0<br>0<br>0     | 0<br>0<br>0    |
| 03508 | 0<br>0<br>0    | 0<br>0<br>0    | 0<br>0<br>0     | 0<br>0<br>0  | 0<br>0<br>0     | 0<br>0<br>0      | 0<br>0<br>0     | 0<br>0<br>0      | 0<br>0<br>0      | 0<br>0<br>0  | 0<br>0<br>0      | 0<br>0<br>0 | 0<br>0<br>0     | 0<br>0<br>0    |
| ***** |                |                |                 |              |                 |                  |                 |                  |                  |              |                  |             |                 |                |
| 036AL | 0<br>0<br>0    | 1<br>0<br>1+   | 2<br>0<br>2+    | 0<br>0<br>0  | 0<br>0<br>0     | 22<br>17<br>5+   | 2<br>0<br>2+    | 7<br>8<br>1-     | 1<br>0<br>1+     | 0<br>0<br>0  | 14<br>8<br>6+    | 0<br>0<br>0 | 0<br>0<br>0     | 0<br>1<br>1-   |
| ***** |                |                |                 |              |                 |                  |                 |                  |                  |              |                  |             |                 |                |
| 036RU | 0<br>0<br>0    | 1<br>0<br>1+   | 2<br>0<br>2+    | 0<br>0<br>0  | 0<br>0<br>0     | 22<br>17<br>5+   | 2<br>0<br>2+    | 7<br>8<br>1-     | 1<br>0<br>1+     | 0<br>0<br>0  | 14<br>8<br>6+    | 0<br>0<br>0 | 0<br>0<br>0     | 0<br>1<br>1-   |
| 03650 | 0<br>0<br>0    | 0<br>0<br>0    | 0<br>0<br>0     | 0<br>0<br>0  | 0<br>0<br>0     | 1<br>0<br>1+     | 0<br>0<br>0     | 0<br>0<br>0      | 0<br>0<br>0      | 0<br>0<br>0  | 2<br>3<br>1-     | 0<br>0<br>0 | 0<br>0<br>0     | 0<br>1<br>1-   |
| 036SP | 0<br>0<br>0    | 1<br>0<br>1+   | 2<br>0<br>2+    | 0<br>0<br>0  | 0<br>0<br>0     | 21<br>17<br>4+   | 2<br>0<br>2+    | 7<br>8<br>1-     | 1<br>0<br>1+     | 0<br>0<br>0  | 12<br>5<br>7+    | 0<br>0<br>0 | 0<br>0<br>0     | 0<br>0<br>0    |
| ***** |                |                |                 |              |                 |                  |                 |                  |                  |              |                  |             |                 |                |
| 037AL | 0<br>0<br>0    | 1<br>0<br>1+   | 4<br>0<br>2-    | 1<br>0<br>1+ | 0<br>0<br>0     | 37<br>55<br>18-  | 0<br>2<br>2-    | 66<br>58<br>8+   | 2<br>2<br>0      | 1<br>0<br>1+ | 60<br>73<br>13-  | 0<br>0<br>0 | 0<br>0<br>0     | 0<br>0<br>0    |
| ***** |                |                |                 |              |                 |                  |                 |                  |                  |              |                  |             |                 |                |
| 037RU | 0<br>0<br>0    | 1<br>0<br>1+   | 4<br>3<br>1+    | 1<br>0<br>1+ | 0<br>0<br>0     | 20<br>20<br>0    | 0<br>2<br>2-    | 28<br>14<br>14+  | 1<br>2<br>1-     | 0<br>0<br>0  | 60<br>73<br>13-  | 0<br>0<br>0 | 0<br>0<br>0     | 0<br>0<br>0    |
| 03750 | 0<br>0<br>0    | 1<br>0<br>1+   | 2<br>3<br>1-    | 1<br>0<br>1+ | 0<br>0<br>0     | 9<br>12<br>3-    | 0<br>2<br>2-    | 15<br>10<br>5+   | 1<br>2<br>1-     | 0<br>0<br>0  | 9<br>8<br>1+     | 0<br>0<br>0 | 0<br>0<br>0     | 0<br>0<br>0    |
| 037SP | 0<br>0<br>0    | 0<br>0<br>0    | 2<br>0<br>2+    | 0<br>0<br>0  | 0<br>0<br>0     | 11<br>8<br>3+    | 0<br>0<br>0     | 13<br>4<br>9+    | 0<br>0<br>0      | 0<br>0<br>0  | 51<br>65<br>14-  | 0<br>0<br>0 | 0<br>0<br>0     | 0<br>0<br>0    |
| 037ZZ | 0<br>0<br>0    | 0<br>0<br>0    | 0<br>3<br>3-    | 0<br>0<br>0  | 0<br>0<br>0     | 17<br>35<br>18-  | 0<br>0<br>0     | 38<br>44<br>6-   | 1<br>0<br>1+     | 1<br>0<br>1+ | 0<br>0<br>0      | 0<br>0<br>0 | 0<br>0<br>0     | 0<br>0<br>0    |
| 03701 | 0<br>0<br>0    | 0<br>0<br>0    | 0<br>3<br>3-    | 0<br>0<br>0  | 0<br>0<br>0     | 17<br>35<br>18-  | 0<br>0<br>0     | 38<br>44<br>6-   | 1<br>0<br>1+     | 1<br>0<br>1+ | 0<br>0<br>0      | 0<br>0<br>0 | 0<br>0<br>0     | 0<br>0<br>0    |
| ***** |                |                |                 |              |                 |                  |                 |                  |                  |              |                  |             |                 |                |
| 038AL | 0<br>0<br>0    | 2<br>1<br>1+   | 5<br>5<br>0     | 0<br>0<br>0  | 0<br>0<br>0     | 62<br>65<br>3-   | 0<br>0<br>0     | 6<br>31<br>25-   | 2<br>2<br>0      | 0<br>0<br>0  | 24<br>37<br>13-  | 0<br>0<br>0 | 5<br>10<br>5-   | 1<br>1+<br>1+  |
| ***** |                |                |                 |              |                 |                  |                 |                  |                  |              |                  |             |                 |                |
| 038RU | 0<br>0<br>0    | 2<br>1<br>1+   | 5<br>5<br>0     | 0<br>0<br>0  | 0<br>0<br>0     | 54<br>52<br>2+   | 0<br>0<br>0     | 3<br>16<br>13-   | 0<br>0<br>0      | 0<br>0<br>0  | 22<br>30<br>8-   | 0<br>0<br>0 | 0<br>0<br>0     | 0<br>0<br>0    |
| 03850 | 0<br>0<br>0    | 0<br>0<br>0    | 2<br>1<br>1+    | 0<br>0<br>0  | 0<br>0<br>0     | 43<br>24<br>19+  | 0<br>0<br>0     | 0<br>0<br>0      | 0<br>0<br>0      | 0<br>0<br>0  | 1<br>0<br>1+     | 0<br>0<br>0 | 0<br>0<br>0     | 0<br>0<br>0    |
| 038SP | 0<br>0<br>0    | 2<br>1<br>1+   | 3<br>4<br>1-    | 0<br>0<br>0  | 0<br>0<br>0     | 11<br>28<br>17-  | 0<br>0<br>0     | 3<br>16<br>13-   | 0<br>0<br>0      | 0<br>0<br>0  | 21<br>30<br>9-   | 0<br>0<br>0 | 0<br>0<br>0     | 0<br>0<br>0    |
| 038ZZ | 0<br>0<br>0    | 0<br>9<br>0    | 0<br>0<br>0     | 0<br>0<br>0  | 0<br>0<br>0     | 8<br>13<br>5-    | 0<br>0<br>0     | 3<br>15<br>12-   | 2<br>2<br>0      | 0<br>0<br>0  | 2<br>7<br>5-     | 0<br>0<br>0 | 5<br>10<br>5-   | 1<br>0<br>1+   |
| 03801 | 0<br>0<br>0    | 0<br>0<br>0    | 0<br>0<br>0     | 0<br>0<br>0  | 0<br>0<br>0     | 8<br>13<br>5-    | 0<br>0<br>0     | 3<br>15<br>12-   | 2<br>2<br>0      | 0<br>0<br>0  | 2<br>7<br>5-     | 0<br>0<br>0 | 5<br>10<br>5-   | 1<br>0<br>1+   |
| ***** |                |                |                 |              |                 |                  |                 |                  |                  |              |                  |             |                 |                |
| 039AL | 0<br>0<br>0    | 5<br>17<br>12- | 6<br>14<br>8-   | 0<br>0<br>0  | 0<br>10<br>10-  | 56<br>82<br>26-  | 4<br>0<br>4+    | 9<br>10<br>1-    | 3<br>1<br>2+     | 0<br>1<br>1- | 120<br>114<br>6+ | 0<br>0<br>0 | 0<br>0<br>0     | 0<br>0<br>0    |

# PART II ARRESTS

## PART II ARRESTS BY CHARGE AND AGENCY TYPE

|                    |    | JUVENILE | ADULTS | GRAND TOTAL | OTHER ASSAULTS | ARSON | FORGERY | FRAUD | EMBEZZLE | STOLEN PROPERTY | VANDAL | ILLEGAL WEAPONS |
|--------------------|----|----------|--------|-------------|----------------|-------|---------|-------|----------|-----------------|--------|-----------------|
| *****              |    |          |        |             |                |       |         |       |          |                 |        |                 |
| RURAL              | 88 | 5        | 509    | 514         | 128            | 1     | 1       | 145   | 5        | 5               | 12     | 42              |
|                    | 87 | 1        | 531    | 532         | 140            | 0     | 11      | 125   | 0        | 2               | 9      | 43              |
| CHANGE             |    | 4+       | 22-    | 18-         | 12-            | 1+    | 10-     | 20+   | 5+       | 3+              | 3+     | 1-              |
| SHERIFF            | 88 | 5        | 236    | 241         | 66             | 1     | 0       | 35    | 3        | 3               | 10     | 41              |
|                    | 87 | 1        | 205    | 206         | 64             | 0     | 6       | 20    | 0        | 0               | 8      | 32              |
| CHANGE             |    | 4+       | 31+    | 35+         | 2+             | 1+    | 6-      | 15+   | 3+       | 3+              | 2+     | 9+              |
| STATE POLICE       | 88 | 0        | 273    | 273         | 62             | 0     | 1       | 110   | 2        | 2               | 2      | 1               |
|                    | 87 | 0        | 326    | 326         | 76             | 0     | 5       | 105   | 0        | 2               | 1      | 11              |
| CHANGE             |    | 0        | 53-    | 53-         | 14-            | 0     | 4-      | 5+    | 2+       | 0               | 1+     | 10-             |
| MUNICIPAL          | 88 | 4        | 35     | 39          | 10             | 0     | 0       | 0     | 0        | 0               | 1      | 0               |
|                    | 87 | 1        | 63     | 64          | 14             | 0     | 0       | 0     | 0        | 1               | 2      | 0               |
| CHANGE             |    | 3+       | 28-    | 25-         | 4-             | 0     | 0       | 0     | 0        | 1-              | 1-     | 0               |
| KINGWOOD PD        | 88 | 4        | 35     | 39          | 10             | 0     | 0       | 0     | 0        | 0               | 1      | 0               |
|                    | 87 | 1        | 54     | 55          | 11             | 0     | 0       | 0     | 0        | 0               | 0      | 0               |
| CHANGE             |    | 3+       | 19-    | 16-         | 1-             | 0     | 0       | 0     | 0        | 0               | 1+     | 0               |
| TERRA ALTA PD      | 88 | 0        | 0      | 0           | 0              | 0     | 0       | 0     | 0        | 0               | 0      | 0               |
|                    | 87 | 0        | 9      | 9           | 3              | 0     | 0       | 0     | 0        | 1               | 2      | 0               |
| CHANGE             |    | 0        | 9-     | 9-          | 3-             | 0     | 0       | 0     | 0        | 1-              | 2-     | 0               |
| *****              |    |          |        |             |                |       |         |       |          |                 |        |                 |
| PUTHAM CTY TOTAL   | 88 | 7        | 688    | 695         | 68             | 0     | 6       | 4     | 4        | 8               | 1      | 58              |
|                    | 87 | 13       | 617    | 630         | 79             | 2     | 6       | 5     | 1        | 22              | 4      | 83              |
| CHANGE             |    | 6-       | 71+    | 65+         | 11-            | 2-    | 0       | 1-    | 3+       | 14-             | 3-     | 25-             |
| *****              |    |          |        |             |                |       |         |       |          |                 |        |                 |
| RURAL              | 88 | 7        | 601    | 608         | 64             | 0     | 6       | 4     | 4        | 8               | 1      | 58              |
|                    | 87 | 13       | 585    | 598         | 77             | 2     | 6       | 5     | 1        | 22              | 4      | 82              |
| CHANGE             |    | 6-       | 16+    | 10+         | 13-            | 2-    | 0       | 1-    | 3+       | 14-             | 3-     | 24-             |
| SHERIFF            | 88 | 3        | 518    | 521         | 51             | 0     | 6       | 0     | 0        | 6               | 0      | 58              |
|                    | 87 | 13       | 509    | 522         | 70             | 2     | 5       | 0     | 1        | 21              | 3      | 82              |
| CHANGE             |    | 10-      | 9+     | 1-          | 19-            | 2-    | 1+      | 0     | 1-       | 15-             | 3-     | 24-             |
| STATE POLICE       | 88 | 4        | 83     | 87          | 13             | 0     | 0       | 4     | 4        | 2               | 1      | 0               |
|                    | 87 | 0        | 76     | 76          | 7              | 0     | 1       | 5     | 0        | 1               | 1      | 0               |
| CHANGE             |    | 4+       | 7+     | 11+         | 6+             | 0     | 1-      | 1-    | 4+       | 1+              | 0      | 0               |
| MUNICIPAL          | 88 | 0        | 87     | 87          | 4              | 0     | 0       | 0     | 0        | 0               | 0      | 0               |
|                    | 87 | 0        | 32     | 32          | 2              | 0     | 0       | 0     | 0        | 0               | 0      | 1               |
| CHANGE             |    | 0        | 55+    | 55+         | 2+             | 0     | 0       | 0     | 0        | 0               | 0      | 1-              |
| HURRICANE PD       | 88 | 0        | 72     | 72          | 4              | 0     | 0       | 0     | 0        | 0               | 0      | 0               |
|                    | 87 | 0        | 29     | 29          | 2              | 0     | 0       | 0     | 0        | 0               | 0      | 1               |
| CHANGE             |    | 0        | 43+    | 43+         | 2+             | 0     | 0       | 0     | 0        | 0               | 0      | 1-              |
| POCA PD            | 88 | 0        | 15     | 15          | 0              | 0     | 0       | 0     | 0        | 0               | 0      | 0               |
|                    | 87 | 0        | 3      | 3           | 0              | 0     | 0       | 0     | 0        | 0               | 0      | 0               |
| CHANGE             |    | 0        | 12+    | 12+         | 0              | 0     | 0       | 0     | 0        | 0               | 0      | 0               |
| *****              |    |          |        |             |                |       |         |       |          |                 |        |                 |
| RALEIGH CTY TOTAL  | 88 | 96       | 1945   | 2041        | 230            | 7     | 8       | 607   | 1        | 27              | 65     | 64              |
|                    | 87 | 49       | 2143   | 2192        | 298            | 1     | 8       | 689   | 1        | 22              | 59     | 101             |
| CHANGE             |    | 47+      | 198-   | 151-        | 68-            | 6+    | 0       | 82-   | 0        | 5+              | 6+     | 37-             |
| *****              |    |          |        |             |                |       |         |       |          |                 |        |                 |
| RURAL              | 88 | 38       | 1560   | 1598        | 228            | 6     | 8       | 607   | 1        | 27              | 57     | 63              |
|                    | 87 | 26       | 1652   | 1678        | 291            | 1     | 7       | 689   | 1        | 20              | 56     | 82              |
| CHANGE             |    | 12+      | 92-    | 80-         | 63-            | 5+    | 1+      | 82-   | 0        | 7+              | 1+     | 19-             |
| SHERIFF            | 88 | 21       | 1326   | 1347        | 209            | 3     | 5       | 606   | 1        | 9               | 50     | 57              |
|                    | 87 | 15       | 1486   | 1501        | 275            | 1     | 2       | 689   | 1        | 10              | 52     | 73              |
| CHANGE             |    | 6+       | 160-   | 154-        | 66-            | 2+    | 3+      | 83-   | 0        | 1-              | 2-     | 16-             |
| STATE POLICE       | 88 | 17       | 234    | 251         | 19             | 3     | 3       | 1     | 0        | 18              | 7      | 6               |
|                    | 87 | 11       | 166    | 177         | 16             | 0     | 5       | 0     | 0        | 10              | 4      | 9               |
| CHANGE             |    | 6+       | 68+    | 74+         | 3+             | 3+    | 2-      | 1+    | 0        | 8+              | 3+     | 3-              |
| MUNICIPAL          | 88 | 58       | 385    | 443         | 2              | 1     | 0       | 0     | 0        | 0               | 8      | 1               |
|                    | 87 | 23       | 491    | 514         | 7              | 0     | 1       | 0     | 0        | 2               | 3      | 19              |
| CHANGE             |    | 35+      | 106-   | 71-         | 5-             | 1+    | 1-      | 0     | 0        | 2-              | 5+     | 18-             |
| BECKLEY PD         | 88 | 52       | 304    | 356         | 0              | 1     | 6       | 0     | 0        | 0               | 8      | 1               |
|                    | 87 | 18       | 349    | 367         | 0              | 0     | 1       | 0     | 0        | 0               | 2      | 7               |
| CHANGE             |    | 34+      | 45-    | 11-         | 0              | 1+    | 1-      | 0     | 0        | 0               | 6+     | 6-              |
| MABSCOTT PD        | 88 | 5        | 32     | 37          | 1              | 0     | 0       | 0     | 0        | 0               | 0      | 0               |
|                    | 87 | 5        | 34     | 39          | 2              | 0     | 0       | 0     | 0        | 0               | 1      | 1               |
| CHANGE             |    | 0        | 2-     | 2-          | 1-             | 0     | 0       | 0     | 0        | 0               | 1-     | 1-              |
| SOPHIA PD          | 88 | 1        | 49     | 50          | 1              | 0     | 0       | 0     | 0        | 0               | 0      | 0               |
|                    | 87 | 0        | 108    | 108         | 5              | 0     | 0       | 0     | 0        | 2               | 0      | 11              |
| CHANGE             |    | 1+       | 59-    | 58-         | 4-             | 0     | 0       | 0     | 0        | 2-              | 0      | 11-             |
| *****              |    |          |        |             |                |       |         |       |          |                 |        |                 |
| RANDOLPH CTY TOTAL | 88 | 38       | 713    | 751         | 90             | 0     | 3       | 4     | 1        | 2               | 33     | 26              |
|                    | 87 | 23       | 569    | 592         | 54             | 2     | 4       | 13    | 1        | 4               | 16     | 36              |
| CHANGE             |    | 15+      | 144+   | 159+        | 36+            | 2-    | 1-      | 9-    | 0        | 2-              | 17+    | 10-             |
| *****              |    |          |        |             |                |       |         |       |          |                 |        |                 |
| RURAL              | 88 | 18       | 202    | 220         | 12             | 0     | 2       | 4     | 1        | 1               | 0      | 21              |
|                    | 87 | 10       | 227    | 237         | 8              | 0     | 4       | 13    | 1        | 1               | 0      | 30              |
| CHANGE             |    | 8+       | 25-    | 17-         | 4+             | 2-    | 2-      | 9-    | 0        | 0               | 0      | 9-              |
| SHERIFF            | 88 | 5        | 40     | 45          | 3              | 0     | 0       | 0     | 0        | 0               | 0      | 21              |
|                    | 87 | 0        | 99     | 99          | 1              | 0     | 0       | 0     | 0        | 0               | 0      | 30              |
| CHANGE             |    | 5+       | 59-    | 54-         | 2+             | 0     | 0       | 0     | 0        | 0               | 0      | 9-              |

| COMM VICT | SEX OFFENSES | NAUCOTIC ABUSE | FAMILY OFFENSES | DRUG           | CHILD LAWS     | THREAT             | DISORDER       | VAR               | OTHER           | ADDITION     | CHILDW            | HOUSING     |               |
|-----------|--------------|----------------|-----------------|----------------|----------------|--------------------|----------------|-------------------|-----------------|--------------|-------------------|-------------|---------------|
| 039RU     | 0<br>0<br>0  | 5<br>17<br>12- | 3<br>11<br>8-   | 0<br>0<br>0    | 0<br>10<br>10- | 52<br>52<br>0      | 0<br>0<br>0    | 4<br>7<br>3-      | 3<br>1<br>2+    | 0<br>1<br>1- | 108<br>103<br>5+  | 0<br>0<br>0 | 0<br>0<br>0   |
| 039SO     | 0<br>0<br>0  | 2<br>4<br>2-   | 2<br>7<br>5-    | 0<br>0<br>0    | 0<br>9<br>9-   | 19<br>20<br>1-     | 0<br>0<br>0    | 3<br>6<br>3-      | 0<br>0<br>0     | 0<br>0<br>0  | 56<br>30<br>26+   | 0<br>0<br>0 | 0<br>0<br>0   |
| 039SP     | 0<br>0<br>0  | 3<br>13<br>10- | 1<br>4<br>3-    | 0<br>0<br>0    | 0<br>1<br>1-   | 33<br>32<br>1+     | 0<br>0<br>0    | 1<br>1<br>0       | 3<br>1<br>2+    | 0<br>1<br>1- | 52<br>73<br>21-   | 0<br>0<br>0 | 0<br>0<br>0   |
| 039ZZ     | 0<br>0<br>0  | 0<br>0<br>0    | 3<br>3<br>0     | 0<br>0<br>0    | 0<br>0<br>0    | 4<br>30<br>26-     | 4<br>0<br>4+   | 5<br>3<br>2+      | 0<br>0<br>0     | 0<br>0<br>0  | 12<br>11<br>1+    | 0<br>0<br>0 | 0<br>0<br>0   |
| 03901     | 0<br>0<br>0  | 0<br>0<br>0    | 3<br>3<br>0     | 0<br>0<br>0    | 0<br>0<br>0    | 4<br>30<br>26-     | 4<br>0<br>4+   | 5<br>3<br>2+      | 0<br>0<br>0     | 0<br>0<br>0  | 12<br>8<br>4+     | 0<br>0<br>0 | 0<br>0<br>0   |
| 03902     | 0<br>0<br>0  | 0<br>0<br>0    | 0<br>0<br>0     | 0<br>0<br>0    | 0<br>0<br>0    | 0<br>0<br>0        | 0<br>0<br>0    | 0<br>0<br>0       | 0<br>0<br>0     | 0<br>0<br>0  | 0<br>3<br>3-      | 0<br>0<br>0 | 0<br>0<br>0   |
| 040AL     | 0<br>0<br>0  | 3<br>1<br>2+   | 14<br>9<br>5+   | 0<br>1<br>1-   | 2<br>1<br>1+   | 142<br>103<br>39+  | 4<br>0<br>4+   | 71<br>49<br>22+   | 10<br>3<br>7+   | 0<br>0<br>0  | 299<br>261<br>38+ | 0<br>0<br>0 | 0<br>0<br>1+  |
| 040RU     | 0<br>0<br>0  | 3<br>1<br>2+   | 11<br>9<br>2+   | 0<br>1<br>1-   | 2<br>1<br>1+   | 108<br>92<br>16+   | 0<br>0<br>0    | 51<br>42<br>9+    | 0<br>0<br>0     | 0<br>0<br>0  | 287<br>253<br>34+ | 0<br>0<br>0 | 0<br>0<br>1+  |
| 040SO     | 0<br>0<br>0  | 1<br>0<br>1+   | 4<br>3<br>1+    | 0<br>0<br>0    | 0<br>0<br>0    | 85<br>60<br>25+    | 0<br>0<br>0    | 45<br>32<br>13+   | 0<br>0<br>0     | 0<br>0<br>0  | 265<br>243<br>22+ | 0<br>0<br>0 | 0<br>0<br>0   |
| 040SP     | 0<br>0<br>0  | 2<br>1<br>1+   | 7<br>6<br>1+    | 0<br>1<br>1-   | 2<br>1<br>1+   | 23<br>32<br>9-     | 0<br>0<br>0    | 6<br>10<br>4-     | 0<br>0<br>0     | 0<br>0<br>0  | 22<br>19<br>12+   | 0<br>0<br>0 | 0<br>0<br>1+  |
| 040ZZ     | 0<br>0<br>0  | 0<br>0<br>0    | 3<br>0<br>3+    | 0<br>0<br>0    | 0<br>0<br>0    | 34<br>11<br>23+    | 4<br>0<br>4+   | 20<br>7<br>13+    | 10<br>3<br>7+   | 0<br>0<br>0  | 12<br>8<br>4+     | 0<br>0<br>0 | 0<br>0<br>0   |
| 04001     | 0<br>0<br>0  | 0<br>0<br>0    | 2<br>0<br>2+    | 0<br>0<br>0    | 0<br>0<br>0    | 25<br>8<br>17+     | 0<br>0<br>0    | 19<br>7<br>12+    | 10<br>3<br>7+   | 0<br>0<br>0  | 12<br>8<br>4+     | 0<br>0<br>0 | 0<br>0<br>0   |
| 04004     | 0<br>0<br>0  | 0<br>0<br>0    | 1<br>0<br>1+    | 0<br>0<br>0    | 0<br>0<br>0    | 9<br>3<br>6+       | 4<br>0<br>4+   | 1<br>0<br>1+      | 0<br>0<br>0     | 0<br>0<br>0  | 0<br>0<br>0       | 0<br>0<br>0 | 0<br>0<br>0   |
| 041AL     | 0<br>0<br>0  | 19<br>8<br>11+ | 48<br>62<br>14- | 1<br>22<br>21- | 0<br>21<br>21- | 495<br>385<br>110+ | 31<br>8<br>23+ | 199<br>268<br>69- | 2<br>4<br>2-    | 0<br>0<br>0  | 213<br>223<br>19- | 0<br>0<br>0 | 11<br>6<br>5+ |
| 041RU     | 0<br>0<br>0  | 17<br>6<br>11+ | 35<br>30<br>5+  | 1<br>10<br>9-  | 0<br>21<br>21- | 304<br>224<br>80+  | 3<br>1<br>2+   | 30<br>37<br>7-    | 0<br>0<br>0     | 0<br>0<br>0  | 200<br>196<br>4+  | 0<br>0<br>0 | 0<br>0<br>5+  |
| 041SO     | 0<br>0<br>0  | 13<br>5<br>8+  | 25<br>27<br>2-  | 0<br>0<br>0    | 0<br>21<br>21- | 190<br>165<br>25+  | 1<br>0<br>1+   | 14<br>15<br>1-    | 0<br>0<br>0     | 0<br>0<br>0  | 156<br>165<br>9-  | 0<br>0<br>0 | 0<br>0<br>8+  |
| 041SP     | 0<br>0<br>0  | 4<br>1<br>3+   | 10<br>3<br>7+   | 1<br>10<br>9-  | 0<br>0<br>0    | 114<br>59<br>55+   | 2<br>1<br>1+   | 16<br>22<br>6-    | 0<br>0<br>0     | 0<br>0<br>0  | 44<br>31<br>13+   | 0<br>0<br>0 | 0<br>0<br>3-  |
| 041ZZ     | 0<br>0<br>0  | 2<br>2<br>0    | 13<br>32<br>19- | 0<br>12<br>12- | 0<br>0<br>0    | 191<br>161<br>30+  | 28<br>7<br>21+ | 169<br>231<br>62- | 2<br>4<br>2-    | 0<br>0<br>0  | 13<br>27<br>14-   | 0<br>0<br>0 | 11<br>6<br>5+ |
| 04101     | 0<br>0<br>0  | 1<br>0<br>1+   | 13<br>31<br>18- | 0<br>11<br>11- | 0<br>0<br>0    | 155<br>126<br>29+  | 28<br>6<br>22+ | 136<br>178<br>42- | 0<br>0<br>0     | 0<br>0<br>0  | 0<br>0<br>0       | 0<br>0<br>0 | 11<br>5<br>6+ |
| 04103     | 0<br>0<br>0  | 1<br>2<br>1-   | 0<br>1<br>1-    | 0<br>0<br>0    | 0<br>0<br>0    | 13<br>11<br>2+     | 0<br>1<br>1-   | 18<br>16<br>2+    | 1<br>0<br>1+    | 0<br>0<br>0  | 3<br>3<br>0       | 0<br>0<br>0 | 0<br>1<br>1-  |
| 04104     | 0<br>0<br>0  | 0<br>0<br>0    | 0<br>0<br>0     | 0<br>1<br>1-   | 0<br>0<br>0    | 23<br>24<br>1-     | 0<br>0<br>0    | 15<br>37<br>22-   | 1<br>4<br>3-    | 0<br>0<br>0  | 10<br>24<br>14-   | 0<br>0<br>0 | 0<br>0<br>0   |
| 042AL     | 0<br>0<br>0  | 0<br>4<br>4-   | 4<br>1<br>3+    | 0<br>0<br>0    | 0<br>1<br>1-   | 203<br>120<br>83+  | 6<br>0<br>6+   | 185<br>173<br>12+ | 61<br>45<br>16+ | 8<br>1<br>7+ | 114<br>115<br>1+  | 0<br>0<br>0 | 3<br>0<br>3+  |
| 042RU     | 0<br>0<br>0  | 0<br>0<br>0    | 3<br>1<br>2+    | 0<br>0<br>0    | 0<br>1<br>1-   | 103<br>78<br>25+   | 6<br>0<br>6+   | 17<br>43<br>26-   | 5<br>0<br>5+    | 0<br>0<br>0  | 39<br>53<br>14-   | 0<br>0<br>0 | 0<br>0<br>4+  |
| 042SO     | 0<br>0<br>0  | 0<br>0<br>0    | 0<br>1<br>1-    | 0<br>0<br>0    | 0<br>0<br>0    | 3<br>5<br>2-       | 0<br>0<br>0    | 6<br>17<br>11-    | 0<br>0<br>0     | 0<br>0<br>0  | 12<br>45<br>33-   | 0<br>0<br>0 | 0<br>0<br>0   |

# PART II ARRESTS

|                |        | PART II ARRESTS BY CHARGE AND AGENCY TYPE |        |             |                | ARSON | FORGERY | FRAUD | EMBEZZLE | STOLEN PROPERTY | VANDAL | ILLEGAL WEAPONS |
|----------------|--------|---|--------|-------------|----------------|-------|---------|-------|----------|-----------------|--------|-----------------|
|                |        | JUVENILE                                  | ADULTS | GRAND TOTAL | OTHER ASSAULTS |       |         |       |          |                 |        |                 |
| STATE POLICE   | 88     | 13  | 162    | 175         | 9              | 0     | 2       | 4     | 1        | 1               | 0      |                 |
|                | 87     | 10  | 128    | 138         | 7              | 2     | 4       | 13    | 1        | 0               | 0      |                 |
|                | CHANGE | 3+  | 34+    | 37+         | 2+             | 2-    | 2-      | 9-    | 0        | 0               | 0      |                 |
| MUNICIPAL      | 88     | 20  | 511    | 531         | 78             | 0     | 1       | 0     | 0        | 33              | 5      |                 |
|                | 87     | 13  | 342    | 355         | 46             | 0     | 0       | 0     | 1        | 16              | 6      |                 |
|                | CHANGE | 7+  | 169+   | 176+        | 32+            | 0     | 1+      | 0     | 2-       | 17+             | 1-     |                 |
| ELKINS PD      | 88     | 20  | 511    | 531         | 78             | 0     | 1       | 0     | 0        | 33              | 5      |                 |
|                | 87     | 13  | 342    | 355         | 46             | 0     | 0       | 0     | 1        | 16              | 6      |                 |
|                | CHANGE | 7+  | 169+   | 176+        | 32+            | 0     | 1+      | 0     | 2-       | 17+             | 1-     |                 |
| *****          |        |   |        |             |                |       |         |       |          |                 |        |                 |
| RITCHIE CTY    | TOTAL  | 88  | 13     | 202         | 215            | 26    | 0       | 1     | 0        | 2               | 5      | 38              |
|                | 87     | 26  | 228    | 254         | 32             | 1     | 1       | 2     | 1        | 6               | 22     |                 |
|                | CHANGE | 13-                                       | 26-    | 39-         | 6-             | 1-    | 1-      | 1-    | 1+       | 1-              | 16+    |                 |
| *****          |        |   |        |             |                |       |         |       |          |                 |        |                 |
| RURAL          | 88     | 5   | 149    | 154         | 19             | 0     | 0       | 1     | 0        | 2               | 38     |                 |
|                | 87     | 8   | 146    | 154         | 15             | 0     | 1       | 1     | 1        | 3               | 20     |                 |
|                | CHANGE | 3-  | 3+     | 0           | 4+             | 0     | 1-      | 0     | 1-       | 3-              | 18+    |                 |
| SHERIFF        | 88     | 0   | 40     | 40          | 2              | 0     | 0       | 0     | 0        | 0               | 34     |                 |
|                | 87     | 2   | 29     | 31          | 0              | 0     | 0       | 0     | 0        | 0               | 14     |                 |
|                | CHANGE | 2-  | 11+    | 9+          | 2+             | 0     | 0       | 0     | 0        | 0               | 20+    |                 |
| STATE POLICE   | 88     | 5   | 109    | 114         | 17             | 0     | 0       | 1     | 0        | 2               | 4      |                 |
|                | 87     | 6   | 117    | 123         | 15             | 0     | 1       | 1     | 1        | 3               | 6      |                 |
|                | CHANGE | 1-  | 8-     | 9-          | 2+             | 0     | 1-      | 0     | 1-       | 3-              | 2-     |                 |
| MUNICIPAL      | 88     | 8   | 53     | 61          | 7              | 0     | 0       | 0     | 0        | 5               | 0      |                 |
|                | 87     | 18  | 82     | 100         | 17             | 1     | 0       | 1     | 0        | 3               | 2      |                 |
|                | CHANGE | 10-                                       | 29-    | 39-         | 10-            | 1-    | 0       | 1-    | 0        | 2+              | 2-     |                 |
| HARRISVILLE PD | 88     | 7   | 44     | 51          | 5              | 0     | 0       | 0     | 0        | 5               | 0      |                 |
|                | 87     | 5   | 53     | 58          | 10             | 0     | 0       | 0     | 0        | 2               | 1      |                 |
|                | CHANGE | 2+  | 9-     | 7-          | 5-             | 0     | 0       | 0     | 0        | 3+              | 1-     |                 |
| PENNSBORO PD   | 88     | 1   | 9      | 10          | 2              | 0     | 0       | 0     | 0        | 0               | 0      |                 |
|                | 87     | 13  | 29     | 42          | 7              | 1     | 0       | 1     | 0        | 1               | 1      |                 |
|                | CHANGE | 12-                                       | 20-    | 32-         | 5-             | 1-    | 0       | 1-    | 0        | 1-              | 1-     |                 |
| *****          |        |   |        |             |                |       |         |       |          |                 |        |                 |
| ROANE CTY      | TOTAL  | 88  | 11     | 275         | 286            | 8     | 0       | 8     | 13       | 0               | 15     |                 |
|                | 87     | 15  | 256    | 271         | 14             | 0     | 3       | 5     | 0        | 0               | 26     |                 |
|                | CHANGE | 4-  | 19+    | 15+         | 6-             | 0     | 5+      | 8+    | 1+       | 0               | 11-    |                 |
| *****          |        |   |        |             |                |       |         |       |          |                 |        |                 |
| RURAL          | 88     | 9   | 175    | 184         | 3              | 0     | 8       | 13    | 1        | 0               | 11     |                 |
|                | 87     | 8   | 170    | 178         | 7              | 0     | 3       | 5     | 0        | 0               | 24     |                 |
|                | CHANGE | 1+  | 5+     | 6+          | 4-             | 0     | 5+      | 8+    | 1+       | 0               | 13-    |                 |
| SHERIFF        | 88     | 5   | 102    | 107         | 1              | 0     | 5       | 13    | 0        | 0               | 10     |                 |
|                | 87     | 6   | 130    | 136         | 4              | 0     | 2       | 4     | 0        | 0               | 23     |                 |
|                | CHANGE | 1-  | 28-    | 29-         | 3-             | 0     | 3+      | 9+    | 0        | 0               | 13-    |                 |
| STATE POLICE   | 88     | 4   | 73     | 77          | 2              | 0     | 3       | 0     | 1        | 0               | 1      |                 |
|                | 87     | 2   | 40     | 42          | 3              | 0     | 1       | 0     | 0        | 0               | 1      |                 |
|                | CHANGE | 2+  | 33+    | 35+         | 1-             | 0     | 2+      | 1-    | 1+       | 0               | 0      |                 |
| MUNICIPAL      | 88     | 2   | 100    | 102         | 5              | 0     | 0       | 0     | 0        | 0               | 4      |                 |
|                | 87     | 7   | 86     | 93          | 7              | 0     | 0       | 0     | 0        | 0               | 2      |                 |
|                | CHANGE | 5-  | 14+    | 9+          | 2-             | 0     | 0       | 0     | 0        | 0               | 2+     |                 |
| SPENCER PD     | 88     | 2   | 100    | 102         | 5              | 0     | 0       | 0     | 0        | 0               | 4      |                 |
|                | 87     | 7   | 86     | 93          | 7              | 0     | 0       | 0     | 0        | 0               | 2      |                 |
|                | CHANGE | 5-  | 14+    | 9+          | 2-             | 0     | 0       | 0     | 0        | 0               | 2+     |                 |
| *****          |        |   |        |             |                |       |         |       |          |                 |        |                 |
| SUMMERS CTY    | TOTAL  | 88  | 2      | 403         | 405            | 8     | 0       | 3     | 0        | 1               | 6      | 30              |
|                | 87     | 12  | 826    | 838         | 97             | 0     | 0       | 14    | 4        | 7               | 27     |                 |
|                | CHANGE | 10-                                       | 423-   | 433-        | 89-            | 0     | 0       | 11-   | 4-       | 1-              | 3+     |                 |
| *****          |        |   |        |             |                |       |         |       |          |                 |        |                 |
| RURAL          | 88     | 2   | 135    | 137         | 8              | 0     | 0       | 3     | 0        | 1               | 25     |                 |
|                | 87     | 5   | 222    | 227         | 42             | 0     | 0       | 14    | 4        | 2               | 15     |                 |
|                | CHANGE | 3-  | 87-    | 90-         | 34-            | 0     | 0       | 11-   | 4-       | 3+              | 10+    |                 |
| SHERIFF        | 88     | 0   | 54     | 54          | 8              | 0     | 0       | 0     | 0        | 0               | 23     |                 |
|                | 87     | 1   | 141    | 142         | 35             | 0     | 0       | 0     | 1        | 0               | 14     |                 |
|                | CHANGE | 1-  | 87-    | 88-         | 27-            | 0     | 0       | 0     | 1-       | 0               | 9+     |                 |
| STATE POLICE   | 88     | 2   | 81     | 83          | 0              | 0     | 3       | 0     | 1        | 5               | 2      |                 |
|                | 87     | 4   | 81     | 85          | 7              | 0     | 0       | 14    | 4        | 2               | 1      |                 |
|                | CHANGE | 2-  | 0      | 2-          | 7-             | 0     | 0       | 11-   | 4-       | 1+              | 1+     |                 |
| MUNICIPAL      | 88     | 0   | 268    | 268         | 0              | 0     | 0       | 0     | 0        | 1               | 5      |                 |
|                | 87     | 7   | 604    | 611         | 55             | 0     | 0       | 0     | 0        | 5               | 12     |                 |
|                | CHANGE | 7-  | 336-   | 343-        | 55-            | 0     | 0       | 0     | 0        | 4-              | 7-     |                 |
| HINTON PD      | 88     | 0   | 268    | 268         | 0              | 0     | 0       | 0     | 0        | 1               | 5      |                 |
|                | 87     | 7   | 604    | 611         | 55             | 0     | 0       | 0     | 0        | 5               | 12     |                 |
|                | CHANGE | 7-  | 336-   | 343-        | 55-            | 0     | 0       | 0     | 0        | 4-              | 7-     |                 |
| *****          |        |   |        |             |                |       |         |       |          |                 |        |                 |
| TAYLOR CTY     | TOTAL  | 88  | 35     | 395         | 430            | 32    | 5       | 2     | 1        | 0               | 26     | 9               |
|                | 87     | 9   | 313    | 322         | 40             | 2     | 4       | 0     | 2        | 10              | 15     |                 |
|                | CHANGE | 26+                                       | 82+    | 108+        | 8-             | 3+    | 2-      | 1+    | 0        | 16+             | 6-     |                 |
| *****          |        |   |        |             |                |       |         |       |          |                 |        |                 |
| RURAL          | 88     | 13  | 234    | 247         | 31             | 0     | 2       | 1     | 0        | 15              | 8      |                 |
|                | 87     | 3   | 205    | 208         | 37             | 2     | 4       | 0     | 2        | 5               | 12     |                 |
|                | CHANGE | 10+                                       | 29+    | 39+         | 6-             | 2-    | 2-      | 1+    | 0        | 10+             | 4-     |                 |



|       | COML<br>VIC) | SEX<br>OFFENSE | NARCOTIC<br>& DRUG | GAMBLING | FAMILY<br>OFFENSE | DR  | LIQUOR<br>LAWS | DRINK | DISORD | VAI | OTHER | SUSPICION | LIBEL | HIRWAYS |
|-------|--------------|----------------|--------------------|----------|-------------------|-----|----------------|-------|--------|-----|-------|-----------|-------|---------|
| 0425P | 0            | 0              | 5                  | 0        | 0                 | 100 | 6              | 11    | 3      | 0   | 77    | 0         | 0     | 6       |
|       | 0            | 0              | 0                  | 0        | 1                 | 75  | 0              | 26    | 0      | 0   | 8     | 0         | 0     | 2       |
|       | 0            | 0              | 3+                 | 0        | 1-                | 27+ | 6+             | 15-   | 5+     | 0   | 19+   | 0         | 0     | 4+      |
| 042ZZ | 0            | 0              | 1                  | 0        | 0                 | 100 | 0              | 168   | 56     | 8   | 77    | 0         | 3     | 0       |
|       | 0            | 4              | 0                  | 0        | 0                 | 42  | 0              | 130   | 45     | 1   | 62    | 0         | 0     | 0       |
|       | 0            | 4-             | 1+                 | 0        | 0                 | 58+ | 0              | 38+   | 11+    | 7+  | 15+   | 0         | 3+    | 0       |
| 04201 | 0            | 0              | 1                  | 0        | 0                 | 100 | 0              | 168   | 56     | 8   | 77    | 0         | 3     | 0       |
|       | 0            | 4              | 0                  | 0        | 0                 | 42  | 0              | 130   | 45     | 1   | 62    | 0         | 0     | 0       |
|       | 0            | 4-             | 1+                 | 0        | 0                 | 58+ | 0              | 38+   | 11+    | 7+  | 15+   | 0         | 3+    | 0       |
| ***** |              |                |                    |          |                   |     |                |       |        |     |       |           |       |         |
| 043AL | 0            | 0              | 6                  | 0        | 0                 | 37  | 0              | 35    | 4      | 0   | 59    | 0         | 0     | 2       |
|       | 0            | 0              | 8                  | 0        | 4                 | 32  | 7              | 63    | 3      | 0   | 60    | 0         | 9     | 2       |
|       | 0            | 0              | 2-                 | 0        | 4-                | 5+  | 7-             | 28-   | 1+     | 0   | 1-    | 0         | 9-    | 0       |
| ***** |              |                |                    |          |                   |     |                |       |        |     |       |           |       |         |
| 043RU | 0            | 0              | 6                  | 0        | 0                 | 28  | 0              | 23    | 0      | 0   | 35    | 0         | 0     | 2       |
|       | 0            | 0              | 8                  | 0        | 2                 | 26  | 7              | 26    | 1      | 0   | 42    | 0         | 0     | 1       |
|       | 0            | 0              | 2-                 | 0        | 2-                | 2+  | 7-             | 3-    | 0      | 0   | 7-    | 0         | 0     | 1+      |
| 04350 | 0            | 0              | 2                  | 0        | 0                 | 0   | 0              | 1     | 0      | 0   | 1     | 0         | 0     | 0       |
|       | 0            | 0              | 3                  | 0        | 0                 | 4   | 5              | 3     | 0      | 0   | 2     | 0         | 0     | 0       |
|       | 0            | 0              | 1-                 | 0        | 0                 | 4-  | 5-             | 2-    | 0      | 0   | 1-    | 0         | 0     | 0       |
| 0435P | 0            | 0              | 4                  | 0        | 0                 | 28  | 0              | 22    | 0      | 0   | 34    | 0         | 0     | 2       |
|       | 0            | 0              | 5                  | 0        | 2                 | 22  | 2              | 23    | 0      | 0   | 40    | 0         | 0     | 1       |
|       | 0            | 0              | 1-                 | 0        | 2-                | 6+  | 2-             | 1-    | 0      | 0   | 6-    | 0         | 0     | 1+      |
| 043ZZ | 0            | 0              | 0                  | 0        | 0                 | 9   | 0              | 12    | 4      | 0   | 24    | 0         | 0     | 0       |
|       | 0            | 0              | 0                  | 0        | 2                 | 6   | 0              | 37    | 3      | 0   | 18    | 0         | 9     | 1       |
|       | 0            | 0              | 0                  | 0        | 2-                | 3+  | 0              | 25-   | 1+     | 0   | 6+    | 0         | 9-    | 1-      |
| 04301 | 0            | 0              | 0                  | 0        | 0                 | 7   | 0              | 9     | 2      | 0   | 23    | 0         | 0     | 0       |
|       | 0            | 0              | 0                  | 0        | 0                 | 5   | 0              | 25    | 1      | 0   | 14    | 0         | 0     | 0       |
|       | 0            | 0              | 0                  | 0        | 0                 | 2+  | 0              | 16-   | 1+     | 0   | 9+    | 0         | 0     | 0       |
| 04302 | 0            | 0              | 0                  | 0        | 0                 | 2   | 0              | 3     | 2      | 0   | 1     | 0         | 0     | 0       |
|       | 0            | 0              | 0                  | 0        | 2                 | 1   | 0              | 12    | 2      | 0   | 4     | 0         | 9     | 1       |
|       | 0            | 0              | 0                  | 0        | 2-                | 1+  | 0              | 9-    | 0      | 0   | 3-    | 0         | 9-    | 1-      |
| ***** |              |                |                    |          |                   |     |                |       |        |     |       |           |       |         |
| 044AL | 0            | 12             | 4                  | 0        | 0                 | 60  | 0              | 58    | 0      | 0   | 102   | 0         | 0     | 5       |
|       | 1            | 2              | 4                  | 0        | 1                 | 49  | 4              | 75    | 0      | 0   | 85    | 0         | 0     | 2       |
|       | 1-           | 10+            | 0                  | 0        | 1-                | 11+ | 4-             | 17-   | 0      | 0   | 17+   | 0         | 0     | 3+      |
| ***** |              |                |                    |          |                   |     |                |       |        |     |       |           |       |         |
| 044RU | 0            | 11             | 4                  | 0        | 0                 | 42  | 0              | 18    | 0      | 0   | 68    | 0         | 0     | 5       |
|       | 1            | 2              | 4                  | 0        | 1                 | 30  | 4              | 24    | 0      | 0   | 71    | 0         | 0     | 2       |
|       | 1-           | 9+             | 0                  | 0        | 1-                | 12+ | 4-             | 6-    | 0      | 0   | 3-    | 0         | 0     | +       |
| 04450 | 0            | 0              | 2                  | 0        | 0                 | 9   | 0              | 7     | 6      | 0   | 58    | 0         | 0     | 2       |
|       | 1            | 0              | 2                  | 0        | 1                 | 12  | 0              | 19    | 0      | 0   | 66    | 0         | 0     | 2       |
|       | 1-           | 0              | 0                  | 0        | 1-                | 3-  | 0              | 12-   | 0      | 0   | 8-    | 0         | 0     | 0       |
| 0445P | 0            | 11             | 2                  | 0        | 0                 | 33  | 0              | 11    | 0      | 0   | 10    | 0         | 0     | 3       |
|       | 0            | 2              | 2                  | 0        | 0                 | 18  | 4              | 5     | 0      | 0   | 5     | 0         | 0     | 0       |
|       | 0            | 9+             | 0                  | 0        | 0                 | 15+ | 4-             | 6+    | 0      | 0   | 5+    | 0         | 0     | 3+      |
| 044ZZ | 0            | 1              | 0                  | 0        | 0                 | 18  | 0              | 40    | 0      | 0   | 34    | 0         | 0     | 0       |
|       | 0            | 0              | 0                  | 0        | 0                 | 19  | 0              | 51    | 0      | 0   | 14    | 0         | 0     | 0       |
|       | 0            | 1+             | 0                  | 0        | 0                 | 1-  | 0              | 11-   | 0      | 0   | 20+   | 0         | 0     | 0       |
| 04401 | 0            | 1              | 0                  | 0        | 0                 | 18  | 0              | 40    | 0      | 0   | 34    | 0         | 0     | 0       |
|       | 0            | 0              | 0                  | 0        | 0                 | 19  | 0              | 51    | 0      | 0   | 14    | 0         | 0     | 0       |
|       | 0            | 1+             | 0                  | 0        | 0                 | 1-  | 0              | 11-   | 0      | 0   | 20+   | 0         | 0     | 0       |
| ***** |              |                |                    |          |                   |     |                |       |        |     |       |           |       |         |
| 045AL | 0            | 13             | 6                  | 0        | 0                 | 46  | 3              | 83    | 10     | 2   | 193   | 0         | 0     | 1       |
|       | 0            | 4              | 27                 | 0        | 0                 | 82  | 10             | 280   | 22     | 1   | 262   | 0         | 0     | 0       |
|       | 0            | 9+             | 21-                | 0        | 0                 | 36- | 7-             | 197-  | 12-    | 1+  | 69-   | 0         | 0     | 1+      |
| ***** |              |                |                    |          |                   |     |                |       |        |     |       |           |       |         |
| 045RU | 0            | 6              | 4                  | 0        | 0                 | 38  | 3              | 3     | 4      | 0   | 36    | 0         | 0     | 1       |
|       | 0            | 4              | 22                 | 0        | 0                 | 32  | 8              | 8     | 0      | 0   | 75    | 0         | 0     | 0       |
|       | 0            | 2+             | 18-                | 0        | 0                 | 6+  | 5-             | 5-    | 4+     | 0   | 39-   | 0         | 0     | 1+      |
| 04550 | 0            | 1              | 2                  | 0        | 0                 | 5   | 0              | 0     | 0      | 0   | 15    | 0         | 0     | 0       |
|       | 0            | 2              | 2                  | 0        | 0                 | 14  | 4              | 6     | 0      | 0   | 64    | 0         | 0     | 0       |
|       | 0            | 1-             | 0                  | 0        | 0                 | 9-  | 4-             | 6-    | 0      | 0   | 49-   | 0         | 0     | 0       |
| 0455P | 0            | 5              | 2                  | 0        | 0                 | 33  | 3              | 3     | 4      | 0   | 21    | 0         | 0     | 1       |
|       | 0            | 2              | 20                 | 0        | 0                 | 18  | 4              | 2     | 0      | 0   | 11    | 0         | 0     | 0       |
|       | 0            | 3+             | 18-                | 0        | 0                 | 15+ | 1-             | 1+    | 4+     | 0   | 10+   | 0         | 0     | 1+      |
| 045ZZ | 0            | 7              | 2                  | 0        | 0                 | 8   | 0              | 80    | 6      | 2   | 157   | 0         | 0     | 0       |
|       | 0            | 0              | 5                  | 0        | 0                 | 50  | 2              | 272   | 22     | 1   | 187   | 0         | 0     | 0       |
|       | 0            | 7+             | 3-                 | 0        | 0                 | 42- | 2-             | 192-  | 16-    | 1+  | 30-   | 0         | 0     | 0       |
| 04501 | 0            | 7              | 2                  | 0        | 0                 | 8   | 0              | 80    | 6      | 2   | 157   | 0         | 0     | 0       |
|       | 0            | 0              | 5                  | 0        | 0                 | 50  | 2              | 272   | 22     | 1   | 187   | 0         | 0     | 0       |
|       | 0            | 7+             | 3-                 | 0        | 0                 | 42- | 2-             | 192-  | 16-    | 1+  | 30-   | 0         | 0     | 0       |
| ***** |              |                |                    |          |                   |     |                |       |        |     |       |           |       |         |
| 046AL | 5            | 3              | 3                  | 0        | 0                 | 87  | 0              | 48    | 18     | 0   | 175   | 0         | 0     | 16      |
|       | 0            | 1              | 1                  | 0        | 0                 | 47  | 3              | 48    | 17     | 0   | 134   | 0         | 0     | 0       |
|       | 5+           | 2+             | 2+                 | 0        | 0                 | 42+ | 3-             | 0     | 1+     | 0   | 41+   | 0         | 0     | 16+     |
| ***** |              |                |                    |          |                   |     |                |       |        |     |       |           |       |         |
| 046RU | 5            | 3              | 2                  | 0        | 0                 | 55  | 0              | 10    | 0      | 0   | 109   | 0         | 0     | 6       |
|       | 0            | 1              | 1                  | 0        | 0                 | 35  | 0              | 22    | 0      | 0   | 87    | 0         | 0     | 0       |
|       | 5+           | 2+             | 1+                 | 0        | 0                 | 20+ | 0              | 12-   | 0      | 0   | 22+   | 0         | 0     | 6+      |

# PART II ARRESTS

|                 |        | PART II ARRESTS BY CHARGE AND |        |             | AGENCY TYPE    |     | ARSON | FORGERY | FRAUD | EMBEZZLE | STOLEN PROPERTY | VANDAL | ILLEGAL WEAPONS |
|-----------------|--------|-------------------------------|--------|-------------|----------------|-----|-------|---------|-------|----------|-----------------|--------|-----------------|
|                 |        | JUVENILE                      | ADULTS | GRAND TOTAL | OTHER ASSAULTS |     |       |         |       |          |                 |        |                 |
| SHERIFF         | 88     | 3                             | 182    | 185         | 24             | 0   | 0     | 1       | 0     | 0        | 11              | 6      |                 |
|                 | 87     | 3                             | 186    | 189         | 36             | 2   | 3     | 0       | 0     | 2        | 5               | 11     |                 |
|                 | CHANGE | 0                             | 4-     | 4-          | 12-            | 2-  | 3-    | 1+      | 0     | 2-       | 6+              | 5-     |                 |
| STATE POLICE    | 88     | 10                            | 52     | 62          | 7              | 0   | 2     | 0       | 0     | 0        | 4               | 2      |                 |
|                 | 87     | 0                             | 19     | 19          | 1              | 0   | 1     | 0       | 0     | 0        | 0               | 1      |                 |
|                 | CHANGE | 10+                           | 33+    | 43+         | 6+             | 0   | 1+    | 0       | 0     | 0        | 4+              | 1+     |                 |
| MUNICIPAL       | 88     | 22                            | 161    | 183         | 1              | 5   | 0     | 0       | 0     | 0        | 11              | 1      |                 |
|                 | 87     | 6                             | 108    | 114         | 3              | 0   | 0     | 0       | 0     | 0        | 5               | 3      |                 |
|                 | CHANGE | 16+                           | 53+    | 69+         | 2-             | 5+  | 0     | 0       | 0     | 0        | 6+              | 2-     |                 |
| GRAFTON PD      | 88     | 22                            | 161    | 183         | 1              | 5   | 0     | 0       | 0     | 0        | 11              | 1      |                 |
|                 | 87     | 6                             | 108    | 114         | 3              | 0   | 0     | 0       | 0     | 0        | 5               | 3      |                 |
|                 | CHANGE | 16+                           | 53+    | 69+         | 2-             | 5+  | 0     | 0       | 0     | 0        | 6+              | 2-     |                 |
| *****           |        |                               |        |             |                |     |       |         |       |          |                 |        |                 |
| TUCKER CTY      | TOTAL  | 9                             | 205    | 214         | 23             | 0   | 1     | 52      | 3     | 0        | 6               | 40     |                 |
|                 | 88     | 9                             | 205    | 214         | 23             | 0   | 1     | 52      | 3     | 0        | 6               | 40     |                 |
|                 | 87     | 15                            | 284    | 301         | 44             | 0   | 39    | 86      | 3     | 0        | 8               | 46     |                 |
|                 | CHANGE | 6-                            | 81-    | 87-         | 21-            | 0   | 38-   | 34-     | 0     | 0        | 2-              | 6-     |                 |
| *****           |        |                               |        |             |                |     |       |         |       |          |                 |        |                 |
| RURAL           | 88     | 9                             | 191    | 200         | 23             | 0   | 1     | 52      | 3     | 0        | 5               | 40     |                 |
|                 | 87     | 15                            | 267    | 282         | 44             | 0   | 39    | 86      | 3     | 0        | 8               | 46     |                 |
|                 | CHANGE | 6-                            | 76-    | 82-         | 21-            | 0   | 38-   | 34-     | 0     | 0        | 3-              | 6-     |                 |
| SHERIFF         | 88     | 4                             | 78     | 82          | 6              | 0   | 1     | 19      | 1     | 0        | 0               | 37     |                 |
|                 | 87     | 10                            | 110    | 120         | 20             | 0   | 11    | 28      | 2     | 0        | 2               | 40     |                 |
|                 | CHANGE | 6-                            | 32-    | 38-         | 14-            | 0   | 10-   | 9-      | 1-    | 0        | 2-              | 3-     |                 |
| STATE POLICE    | 88     | 5                             | 113    | 118         | 17             | 0   | 0     | 33      | 2     | 0        | 5               | 3      |                 |
|                 | 87     | 5                             | 157    | 162         | 24             | 0   | 28    | 58      | 1     | 0        | 1-              | 6-     |                 |
|                 | CHANGE | 0                             | 44-    | 44-         | 7-             | 0   | 28-   | 25-     | 1+    | 0        | 1-              | 3-     |                 |
| MUNICIPAL       | 88     | 0                             | 14     | 14          | 0              | 0   | 0     | 0       | 0     | 0        | 1               | 0      |                 |
|                 | 87     | 0                             | 19     | 19          | 0              | 0   | 0     | 0       | 0     | 0        | 0               | 0      |                 |
|                 | CHANGE | 0                             | 5-     | 5-          | 0              | 0   | 0     | 0       | 0     | 0        | 1+              | 0      |                 |
| PARSONS PD      | 88     | 0                             | 14     | 14          | 0              | 0   | 0     | 0       | 0     | 0        | 1               | 0      |                 |
|                 | 87     | 0                             | 19     | 19          | 0              | 0   | 0     | 0       | 0     | 0        | 0               | 0      |                 |
|                 | CHANGE | 0                             | 5-     | 5-          | 0              | 0   | 0     | 0       | 0     | 0        | 1+              | 0      |                 |
| *****           |        |                               |        |             |                |     |       |         |       |          |                 |        |                 |
| TYLER CTY       | TOTAL  | 88                            | 97     | 329         | 426            | 41  | 1     | 5       | 0     | 2        | 9               | 25     |                 |
|                 | 88     | 88                            | 97     | 329         | 426            | 41  | 1     | 5       | 0     | 2        | 9               | 25     |                 |
|                 | 87     | 48                            | 350    | 398         | 40             | 1   | 4     | 6       | 1     | 2        | 24              | 48     |                 |
|                 | CHANGE | 49+                           | 21-    | 28+         | 1+             | 0   | 3-    | 1-      | 1-    | 0        | 15-             | 23-    |                 |
| *****           |        |                               |        |             |                |     |       |         |       |          |                 |        |                 |
| RURAL           | 88     | 8                             | 168    | 176         | 26             | 1   | 0     | 4       | 0     | 2        | 5               | 24     |                 |
|                 | 87     | 31                            | 220    | 251         | 28             | 1   | 2     | 5       | 1     | 2        | 18              | 48     |                 |
|                 | CHANGE | 23-                           | 52-    | 75-         | 2-             | 0   | 2-    | 1-      | 1-    | 0        | 13-             | 24-    |                 |
| SHERIFF         | 88     | 4                             | 155    | 159         | 25             | 1   | 0     | 4       | 0     | 2        | 5               | 24     |                 |
|                 | 87     | 27                            | 187    | 214         | 25             | 1   | 1     | 5       | 1     | 2        | 16              | 47     |                 |
|                 | CHANGE | 23-                           | 32-    | 55-         | 0              | 0   | 1-    | 1-      | 1-    | 0        | 11-             | 23-    |                 |
| STATE POLICE    | 88     | 4                             | 13     | 17          | 1              | 0   | 0     | 0       | 0     | 0        | 0               | 0      |                 |
|                 | 87     | 4                             | 33     | 37          | 3              | 0   | 1     | 0       | 0     | 0        | 2               | 1      |                 |
|                 | CHANGE | 0                             | 20-    | 20-         | 2-             | 0   | 1-    | 0       | 0     | 0        | 2-              | 1-     |                 |
| MUNICIPAL       | 88     | 89                            | 161    | 250         | 15             | 0   | 1     | 1       | 0     | 0        | 4               | 1      |                 |
|                 | 87     | 17                            | 130    | 147         | 12             | 0   | 2     | 1       | 0     | 0        | 6               | 0      |                 |
|                 | CHANGE | 72+                           | 31+    | 103+        | 3+             | 0   | 1-    | 0       | 0     | 0        | 2-              | 1+     |                 |
| PADEN CITY PD   | 88     | 11                            | 26     | 37          | 0              | 0   | 0     | 0       | 0     | 0        | 4               | 0      |                 |
|                 | 87     | 9                             | 77     | 86          | 0              | 0   | 0     | 0       | 0     | 0        | 4               | 0      |                 |
|                 | CHANGE | 2+                            | 51-    | 49-         | 0              | 0   | 0     | 0       | 0     | 0        | 0               | 0      |                 |
| SISTERSVILLE PD | 88     | 1                             | 49     | 50          | 11             | 0   | 0     | 0       | 0     | 0        | 3               | 0      |                 |
|                 | 87     | 8                             | 53     | 61          | 12             | 0   | 2     | 1       | 0     | 0        | 2               | 0      |                 |
|                 | CHANGE | 7-                            | 4-     | 11-         | 1-             | 0   | 2-    | 1-      | 0     | 0        | 2-              | 0      |                 |
| MIDDLEBOURNE PD | 88     | 77                            | 86     | 163         | 4              | 0   | 1     | 1       | 0     | 0        | 0               | 1      |                 |
|                 | 87     | 0                             | 0      | 0           | 0              | 0   | 0     | 0       | 0     | 0        | 0               | 0      |                 |
|                 | CHANGE | 77+                           | 86+    | 163+        | 4+             | 0   | 1+    | 1+      | 0     | 0        | 0               | 1+     |                 |
| *****           |        |                               |        |             |                |     |       |         |       |          |                 |        |                 |
| UPSHUR CTY      | TOTAL  | 88                            | 45     | 859         | 904            | 111 | 1     | 12      | 308   | 1        | 0               | 18     |                 |
|                 | 88     | 45                            | 859    | 904         | 111            | 1   | 12    | 308     | 1     | 0        | 18              | 14     |                 |
|                 | 87     | 49                            | 1250   | 1299        | 135            | 1   | 8     | 618     | 0     | 0        | 16              | 17     |                 |
|                 | CHANGE | 4-                            | 391-   | 395-        | 24-            | 0   | 4+    | 310-    | 1+    | 0        | 2+              | 3-     |                 |
| *****           |        |                               |        |             |                |     |       |         |       |          |                 |        |                 |
| RURAL           | 88     | 24                            | 656    | 680         | 97             | 1   | 12    | 308     | 1     | 0        | 0               | 12     |                 |
|                 | 87     | 45                            | 978    | 1023        | 109            | 0   | 8     | 618     | 0     | 0        | 0               | 16     |                 |
|                 | CHANGE | 21-                           | 322-   | 343-        | 12-            | 1+  | 4+    | 310-    | 1+    | 0        | 0               | 4-     |                 |
| SHERIFF         | 88     | 3                             | 544    | 547         | 97             | 0   | 5     | 308     | 0     | 0        | 0               | 12     |                 |
|                 | 87     | 18                            | 873    | 891         | 96             | 0   | 4     | 617     | 0     | 0        | 0               | 15     |                 |
|                 | CHANGE | 15-                           | 329-   | 344-        | 1+             | 0   | 1+    | 309-    | 0     | 0        | 0               | 3-     |                 |
| STATE POLICE    | 88     | 21                            | 112    | 133         | 0              | 1   | 7     | 0       | 1     | 0        | 0               | 0      |                 |
|                 | 87     | 27                            | 105    | 132         | 13             | 0   | 4     | 1       | 0     | 0        | 0               | 1      |                 |
|                 | CHANGE | 6-                            | 7+     | 1+          | 13-            | 1+  | 3+    | 1-      | 1+    | 0        | 0               | 1-     |                 |
| MUNICIPAL       | 88     | 21                            | 203    | 224         | 14             | 0   | 0     | 0       | 0     | 0        | 18              | 2      |                 |
|                 | 87     | 4                             | 272    | 276         | 26             | 1   | 0     | 0       | 0     | 0        | 16              | 1      |                 |
|                 | CHANGE | 17+                           | 69-    | 52-         | 12-            | 1-  | 0     | 0       | 0     | 0        | 2+              | 1+     |                 |
| BUCKHANNON PD   | 88     | 21                            | 203    | 224         | 14             | 0   | 0     | 0       | 0     | 0        | 18              | 2      |                 |
|                 | 87     | 4                             | 272    | 276         | 26             | 1   | 0     | 0       | 0     | 0        | 16              | 1      |                 |
|                 | CHANGE | 17+                           | 69-    | 52-         | 12-            | 1-  | 0     | 0       | 0     | 0        | 2+              | 1+     |                 |
| *****           |        |                               |        |             |                |     |       |         |       |          |                 |        |                 |
| WAYNE CTY       | TOTAL  | 88                            | 42     | 1410        | 1452           | 168 | 16    | 74      | 4     | 22       | 33              | 36     |                 |
|                 | 88     | 42                            | 1410   | 1452        | 168            | 16  | 15    | 74      | 4     | 22       | 33              | 36     |                 |
|                 | 87     | 23                            | 1303   | 1326        | 87             | 1   | 13    | 74      | 0     | 20       | 17              | 55     |                 |
|                 | CHANGE | 19+                           | 107+   | 126+        | 81+            | 15+ | 2+    | 0       | 4+    | 2+       | 16+             | 19-    |                 |

|       | COML<br>VICE | SEX<br>OFFENSES | NAHCOTIC<br>& DRUG | GAMBLING       | FAMILY<br>OFFENSES | DUI               | LIQUOR<br>LAWS | DRUNK             | DISORD          | VAG          | OTHER             | SUSPICION   | CURFLW         | HUNAWAYS       |
|-------|--------------|-----------------|--------------------|----------------|--------------------|-------------------|----------------|-------------------|-----------------|--------------|-------------------|-------------|----------------|----------------|
| 04650 | 0<br>0<br>0  | 2<br>1<br>1+    | 2<br>0<br>2+       | 0<br>0<br>0    | 0<br>0<br>0        | 36<br>22<br>14+   | 0<br>0<br>0    | 7<br>20<br>13-    | 0<br>0<br>0     | 0<br>0<br>0  | 96<br>87<br>9+    | 0<br>0<br>0 | 0<br>0<br>0    | 0<br>0<br>0    |
| 0465P | 5<br>0<br>5+ | 1<br>0<br>1+    | 0<br>1<br>1-       | 0<br>0<br>0    | 0<br>0<br>0        | 19<br>13<br>6+    | 0<br>0<br>0    | 3<br>2<br>1+      | 0<br>0<br>0     | 0<br>0<br>0  | 13<br>0<br>13+    | 0<br>0<br>0 | 0<br>0<br>0    | 6<br>0<br>6+   |
| 046ZZ | 0<br>0<br>0  | 0<br>0<br>0     | 1<br>0<br>1+       | 0<br>0<br>0    | 0<br>0<br>0        | 32<br>10<br>22+   | 0<br>3<br>3-   | 38<br>26<br>12+   | 18<br>17<br>1+  | 0<br>0<br>0  | 66<br>47<br>19+   | 0<br>0<br>0 | 0<br>0<br>0    | 10<br>0<br>10+ |
| 04601 | 0<br>0<br>0  | 0<br>0<br>0     | 1<br>0<br>1+       | 0<br>0<br>0    | 0<br>0<br>0        | 32<br>10<br>22+   | 0<br>3<br>3-   | 38<br>26<br>12+   | 18<br>17<br>1+  | 0<br>0<br>0  | 66<br>47<br>19+   | 0<br>0<br>0 | 0<br>0<br>0    | 10<br>0<br>10+ |
| ***** |              |                 |                    |                |                    |                   |                |                   |                 |              |                   |             |                |                |
| 047AL | 0<br>0<br>0  | 1<br>0<br>1+    | 0<br>0<br>0        | 0<br>0<br>0    | 2<br>1<br>1+       | 23<br>15<br>8+    | 1<br>0<br>1+   | 22<br>22<br>0     | 3<br>8<br>5-    | 0<br>2<br>2- | 33<br>21<br>12+   | 0<br>0<br>0 | 0<br>2<br>2-   | 4<br>4<br>0    |
| ***** |              |                 |                    |                |                    |                   |                |                   |                 |              |                   |             |                |                |
| 047RU | 0<br>0<br>0  | 1<br>0<br>1+    | 0<br>0<br>0        | 0<br>0<br>0    | 2<br>1<br>1+       | 20<br>15<br>5+    | 1<br>0<br>1+   | 15<br>11<br>4+    | 0<br>1<br>1-    | 0<br>1<br>1- | 33<br>21<br>12+   | 0<br>0<br>0 | 0<br>2<br>2-   | 4<br>4<br>0    |
| 04750 | 0<br>0<br>0  | 0<br>0<br>0     | 0<br>0<br>0        | 0<br>0<br>0    | 0<br>0<br>0        | 4<br>3<br>1+      | 1<br>0<br>1+   | 9<br>4<br>5+      | 0<br>0<br>0     | 0<br>1<br>1- | 0<br>4<br>4-      | 0<br>0<br>0 | 0<br>2<br>2-   | 4<br>3<br>1+   |
| 0475P | 0<br>0<br>0  | 1<br>0<br>1+    | 0<br>0<br>0        | 0<br>0<br>0    | 2<br>1<br>1+       | 16<br>12<br>4+    | 0<br>0<br>0    | 6<br>7<br>1-      | 0<br>1<br>1-    | 0<br>0<br>0  | 33<br>17<br>16+   | 0<br>0<br>0 | 0<br>0<br>0    | 0<br>1<br>1-   |
| 047ZZ | 0<br>0<br>0  | 0<br>0<br>0     | 0<br>0<br>0        | 0<br>0<br>0    | 0<br>0<br>0        | 3<br>0<br>3+      | 0<br>0<br>0    | 7<br>0<br>4-      | 3<br>7<br>4-    | 0<br>1<br>1- | 0<br>0<br>0       | 0<br>0<br>0 | 0<br>0<br>0    | 0<br>0<br>0    |
| 04701 | 0<br>0<br>0  | 0<br>0<br>0     | 0<br>0<br>0        | 0<br>0<br>0    | 0<br>0<br>0        | 3<br>0<br>3+      | 0<br>0<br>0    | 7<br>0<br>4-      | 3<br>7<br>4-    | 0<br>1<br>1- | 0<br>0<br>0       | 0<br>0<br>0 | 0<br>0<br>0    | 0<br>0<br>0    |
| ***** |              |                 |                    |                |                    |                   |                |                   |                 |              |                   |             |                |                |
| 048AL | 1<br>0<br>1+ | 5<br>13<br>8-   | 10<br>17<br>7-     | 0<br>0<br>0    | 0<br>1<br>1-       | 48<br>30<br>18+   | 17<br>9<br>8+  | 100<br>55<br>45+  | 37<br>26<br>11+ | 2<br>0<br>2+ | 79<br>104<br>25-  | 0<br>0<br>0 | 40<br>0<br>40+ | 3<br>17<br>14- |
| ***** |              |                 |                    |                |                    |                   |                |                   |                 |              |                   |             |                |                |
| 048RU | 1<br>0<br>1+ | 5<br>11<br>6-   | 5<br>11<br>6-      | 0<br>0<br>0    | 0<br>1<br>1-       | 23<br>15<br>8+    | 0<br>7<br>7-   | 24<br>25<br>1-    | 1<br>2<br>1-    | 0<br>0<br>0  | 55<br>67<br>12-   | 0<br>0<br>0 | 0<br>0<br>0    | 0<br>7<br>7-   |
| 04850 | 0<br>0<br>0  | 1<br>9<br>8-    | 4<br>7<br>3-       | 0<br>0<br>0    | 0<br>0<br>0        | 18<br>8<br>10+    | 0<br>7<br>7-   | 24<br>19<br>5+    | 1<br>0<br>1+    | 0<br>0<br>0  | 50<br>61<br>11-   | 0<br>0<br>0 | 0<br>0<br>0    | 0<br>5<br>5-   |
| 0485P | 1<br>0<br>1+ | 4<br>2<br>2+    | 1<br>4<br>3-       | 0<br>0<br>0    | 0<br>1<br>1-       | 5<br>7<br>2-      | 0<br>0<br>0    | 0<br>6<br>6-      | 0<br>2<br>2-    | 0<br>0<br>0  | 5<br>6<br>1-      | 0<br>0<br>0 | 0<br>0<br>0    | 0<br>2<br>2-   |
| 048ZZ | 0<br>0<br>0  | 0<br>2<br>2-    | 5<br>6<br>1-       | 0<br>0<br>0    | 0<br>0<br>0        | 25<br>15<br>10+   | 17<br>2<br>15+ | 76<br>30<br>46+   | 36<br>24<br>12+ | 2<br>0<br>2+ | 24<br>37<br>13-   | 0<br>0<br>0 | 40<br>40+      | 3<br>10<br>7-  |
| 04801 | 0<br>0<br>0  | 0<br>0<br>0     | 0<br>6<br>6-       | 0<br>0<br>0    | 0<br>0<br>0        | 8<br>10<br>2-     | 0<br>0<br>0    | 3<br>12<br>9-     | 5<br>22<br>17-  | 0<br>0<br>0  | 17<br>28<br>11-   | 0<br>0<br>0 | 0<br>0<br>0    | 0<br>4<br>4-   |
| 04802 | 0<br>0<br>0  | 0<br>2<br>2-    | 1<br>0<br>1+       | 0<br>0<br>0    | 0<br>0<br>0        | 2<br>5<br>3-      | 2<br>18<br>0   | 19<br>0<br>1+     | 9<br>2<br>7+    | 0<br>0<br>0  | 5<br>9<br>4-      | 0<br>0<br>0 | 0<br>0<br>0    | 1<br>6<br>5-   |
| 04803 | 0<br>0<br>0  | 0<br>0<br>0     | 4<br>0<br>4+       | 0<br>0<br>0    | 0<br>0<br>0        | 15<br>0<br>15+    | 15<br>0<br>15+ | 54<br>0<br>54+    | 22<br>0<br>22+  | 2<br>0<br>2+ | 2<br>0<br>2+      | 0<br>0<br>0 | 40<br>0<br>40+ | 2<br>0<br>2+   |
| ***** |              |                 |                    |                |                    |                   |                |                   |                 |              |                   |             |                |                |
| 049AL | 0<br>0<br>0  | 1<br>3<br>2-    | 7<br>4<br>3+       | 0<br>0<br>0    | 1<br>0<br>1+       | 81<br>83<br>2-    | 0<br>0<br>0    | 110<br>152<br>42- | 17<br>47<br>30- | 0<br>0<br>0  | 219<br>209<br>10+ | 0<br>0<br>0 | 0<br>0<br>0    | 3<br>6<br>3-   |
| ***** |              |                 |                    |                |                    |                   |                |                   |                 |              |                   |             |                |                |
| 049RU | 0<br>0<br>0  | 0<br>2<br>2-    | 6<br>4<br>2+       | 0<br>0<br>0    | 1<br>0<br>1+       | 41<br>31<br>10+   | 0<br>0<br>0    | 36<br>42<br>6-    | 0<br>2<br>2-    | 0<br>0<br>0  | 162<br>185<br>23- | 0<br>0<br>0 | 0<br>0<br>0    | 3<br>6<br>3-   |
| 04950 | 0<br>0<br>0  | 0<br>0<br>0     | 2<br>3<br>1-       | 0<br>0<br>0    | 0<br>0<br>0        | 14<br>11<br>3+    | 0<br>0<br>0    | 23<br>22<br>1+    | 0<br>0<br>0     | 0<br>0<br>0  | 84<br>117<br>33-  | 0<br>0<br>0 | 0<br>0<br>0    | 2<br>6<br>4-   |
| 0495P | 0<br>0<br>0  | 0<br>2<br>2-    | 4<br>1<br>3+       | 0<br>0<br>0    | 1<br>0<br>1+       | 27<br>20<br>7+    | 0<br>0<br>0    | 13<br>20<br>7-    | 0<br>2<br>2-    | 0<br>0<br>0  | 78<br>68<br>10+   | 0<br>0<br>0 | 0<br>0<br>0    | 1<br>0<br>1+   |
| 049ZZ | 0<br>0<br>0  | 1<br>1<br>0     | 1<br>0<br>1+       | 0<br>0<br>0    | 0<br>0<br>0        | 40<br>52<br>12-   | 0<br>0<br>0    | 74<br>110<br>36-  | 17<br>45<br>28- | 0<br>0<br>0  | 57<br>24<br>33+   | 0<br>0<br>0 | 0<br>0<br>0    | 0<br>0<br>0    |
| 04901 | 0<br>0<br>0  | 1<br>1<br>0     | 1<br>0<br>1+       | 0<br>0<br>0    | 0<br>0<br>0        | 40<br>52<br>12-   | 0<br>0<br>0    | 74<br>110<br>36-  | 17<br>45<br>28- | 0<br>0<br>0  | 57<br>24<br>33+   | 0<br>0<br>0 | 0<br>0<br>0    | 0<br>0<br>0    |
| ***** |              |                 |                    |                |                    |                   |                |                   |                 |              |                   |             |                |                |
| 050AL | 0<br>0<br>0  | 1<br>1<br>0     | 40<br>60<br>20-    | 0<br>14<br>14- | 6<br>3<br>3+       | 319<br>362<br>43- | 0<br>1<br>1-   | 451<br>402<br>49+ | 22<br>31<br>9-  | 0<br>1<br>1- | 234<br>175<br>59+ | 0<br>0<br>0 | 2<br>0<br>2+   | 9<br>9<br>0    |

# PART II ARRESTS

PART II ARRESTS BY CHARGE AND AGENCY TYPE  
 JUVENILE ADULTS GRAND OTHER ARSON FORGERY FRAUD EMBEZZLE STOLEN VANDAL ILLEGAL  
 TOTAL ASSAULTS PROPERTY WEAPONS

| ***** |                     |     |      |      |      |     |    |     |    |    |     |     |     |
|-------|---------------------|-----|------|------|------|-----|----|-----|----|----|-----|-----|-----|
|       | RURAL               | 88  | 39   | 1037 | 1076 | 165 | 16 | 15  | 74 | 4  | 22  | 33  | 35  |
|       | 87                  | 19  | 794  | 813  | 82   | 1   | 13 | 74  | 0  | 20 | 17  | 54  | 19- |
|       | CHANGE              | 20+ | 243+ | 263+ | 83+  | 15+ | 2+ | 0   | 4+ | 2+ | 16+ | 19- |     |
| ***** |                     |     |      |      |      |     |    |     |    |    |     |     |     |
|       | SHERIFF             | 88  | 17   | 801  | 818  | 116 | 11 | 5   | 73 | 0  | 10  | 22  | 26  |
|       | 87                  | 14  | 590  | 604  | 69   | 0   | 6  | 72  | 0  | 7  | 11  | 46  | 20- |
|       | CHANGE              | 3+  | 211+ | 214+ | 47+  | 11+ | 1- | 1+  | 0  | 3+ | 11+ | 20- |     |
| ***** |                     |     |      |      |      |     |    |     |    |    |     |     |     |
|       | STATE POLICE        | 88  | 22   | 236  | 258  | 49  | 5  | 10  | 1  | 4  | 12  | 11  | 9   |
|       | 87                  | 5   | 204  | 209  | 13   | 1   | 7  | 2   | 0  | 13 | 6   | 8   | 8   |
|       | CHANGE              | 17+ | 32+  | 49+  | 36+  | 4+  | 3+ | 1-  | 4+ | 1- | 5+  | 1+  | 1+  |
| ***** |                     |     |      |      |      |     |    |     |    |    |     |     |     |
|       | MUNICIPAL           | 88  | 3    | 373  | 376  | 3   | 0  | 0   | 0  | 0  | 0   | 0   | 1   |
|       | 87                  | 4   | 509  | 513  | 5    | 0   | 0  | 0   | 0  | 0  | 0   | 0   | 1   |
|       | CHANGE              | 1-  | 136- | 137- | 2-   | 0   | 0  | 0   | 0  | 0  | 0   | 0   | 0   |
| ***** |                     |     |      |      |      |     |    |     |    |    |     |     |     |
|       | CEREDO PD           | 88  | 2    | 148  | 150  | 2   | 0  | 0   | 0  | 0  | 0   | 0   | 1   |
|       | 87                  | 2   | 168  | 170  | 5    | 0   | 0  | 0   | 0  | 0  | 0   | 0   | 1   |
|       | CHANGE              | 0   | 20-  | 20-  | 3-   | 0   | 0  | 0   | 0  | 0  | 0   | 0   | 0   |
| ***** |                     |     |      |      |      |     |    |     |    |    |     |     |     |
|       | KENOVA PD           | 88  | 0    | 200  | 200  | 1   | 0  | 0   | 0  | 0  | 0   | 0   | 0   |
|       | 87                  | 2   | 285  | 287  | 0    | 0   | 0  | 0   | 0  | 0  | 0   | 0   | 0   |
|       | CHANGE              | 2-  | 85-  | 87-  | 1+   | 0   | 0  | 0   | 0  | 0  | 0   | 0   | 0   |
| ***** |                     |     |      |      |      |     |    |     |    |    |     |     |     |
|       | WAYNE PD            | 88  | 1    | 25   | 26   | 0   | 0  | 0   | 0  | 0  | 0   | 0   | 0   |
|       | 87                  | 0   | 48   | 48   | 0    | 0   | 0  | 0   | 0  | 0  | 0   | 0   | 0   |
|       | CHANGE              | 1+  | 23-  | 22-  | 0    | 0   | 0  | 0   | 0  | 0  | 0   | 0   | 0   |
| ***** |                     |     |      |      |      |     |    |     |    |    |     |     |     |
|       | FORT GAY PD         | 88  | 0    | 0    | 0    | 0   | 0  | 0   | 0  | 0  | 0   | 0   | 0   |
|       | 87                  | 0   | 8    | 8    | 0    | 0   | 0  | 0   | 0  | 0  | 0   | 0   | 0   |
|       | CHANGE              | 0   | 8-   | 8-   | 0    | 0   | 0  | 0   | 0  | 0  | 0   | 0   | 0   |
| ***** |                     |     |      |      |      |     |    |     |    |    |     |     |     |
|       | WEBSTER CTY TOTAL   | 88  | 8    | 124  | 132  | 32  | 2  | 1   | 0  | 1  | 1   | 2   | 21  |
|       | 87                  | 3   | 173  | 176  | 26   | 4   | 1  | 18  | 0  | 1  | 9   | 17  | 17  |
|       | CHANGE              | 5+  | 49-  | 44-  | 6+   | 2-  | 0  | 18- | 1+ | 0  | 7-  | 4+  | 4+  |
| ***** |                     |     |      |      |      |     |    |     |    |    |     |     |     |
|       | RURAL               | 88  | 8    | 124  | 132  | 32  | 2  | 1   | 0  | 1  | 1   | 2   | 21  |
|       | 87                  | 3   | 170  | 173  | 26   | 4   | 1  | 18  | 0  | 1  | 9   | 17  | 17  |
|       | CHANGE              | 5+  | 46-  | 41-  | 6+   | 2-  | 0  | 18- | 1+ | 0  | 7-  | 4+  | 4+  |
| ***** |                     |     |      |      |      |     |    |     |    |    |     |     |     |
|       | SHERIFF             | 88  | 0    | 75   | 75   | 21  | 0  | 0   | 0  | 0  | 0   | 0   | 19  |
|       | 87                  | 0   | 99   | 99   | 16   | 2   | 1  | 0   | 0  | 1  | 5   | 15- | 15- |
|       | CHANGE              | 0   | 24-  | 24-  | 5+   | 2-  | 1- | 0   | 0  | 1- | 5-  | 4+  | 4+  |
| ***** |                     |     |      |      |      |     |    |     |    |    |     |     |     |
|       | STATE POLICE        | 88  | 8    | 49   | 57   | 11  | 2  | 1   | 0  | 1  | 1   | 2   | 2   |
|       | 87                  | 3   | 71   | 74   | 10   | 2   | 1  | 18  | 0  | 1  | 4   | 2   | 2   |
|       | CHANGE              | 5+  | 22-  | 17-  | 1+   | 0   | 1+ | 18- | 1+ | 1+ | 2-  | 0   | 0   |
| ***** |                     |     |      |      |      |     |    |     |    |    |     |     |     |
|       | MUNICIPAL           | 88  | 0    | 0    | 0    | 0   | 0  | 0   | 0  | 0  | 0   | 0   | 0   |
|       | 87                  | 0   | 3    | 3    | 0    | 0   | 0  | 0   | 0  | 0  | 0   | 0   | 0   |
|       | CHANGE              | 0   | 3-   | 3-   | 0    | 0   | 0  | 0   | 0  | 0  | 0   | 0   | 0   |
| ***** |                     |     |      |      |      |     |    |     |    |    |     |     |     |
|       | WEBSTER SPRINGS PD  | 88  | 0    | 0    | 0    | 0   | 0  | 0   | 0  | 0  | 0   | 0   | 0   |
|       | 87                  | 0   | 3    | 3    | 0    | 0   | 0  | 0   | 0  | 0  | 0   | 0   | 0   |
|       | CHANGE              | 0   | 3-   | 3-   | 0    | 0   | 0  | 0   | 0  | 0  | 0   | 0   | 0   |
| ***** |                     |     |      |      |      |     |    |     |    |    |     |     |     |
|       | HETZEL CTY TOTAL    | 88  | 29   | 236  | 265  | 8   | 0  | 3   | 2  | 0  | 2   | 1   | 11  |
|       | 87                  | 18  | 238  | 256  | 13   | 1   | 8  | 2   | 0  | 1  | 1   | 17  | 17  |
|       | CHANGE              | 11+ | 2-   | 9+   | 5-   | 1-  | 5- | 0   | 0  | 1+ | 0   | 6-  | 6-  |
| ***** |                     |     |      |      |      |     |    |     |    |    |     |     |     |
|       | RURAL               | 88  | 3    | 76   | 79   | 4   | 0  | 2   | 2  | 0  | 1   | 1   | 6   |
|       | 87                  | 0   | 108  | 108  | 12   | 1   | 6  | 2   | 0  | 0  | 1   | 14  | 14  |
|       | CHANGE              | 3+  | 32-  | 29-  | 8-   | 1-  | 4- | 0   | 0  | 1+ | 0   | 8-  | 8-  |
| ***** |                     |     |      |      |      |     |    |     |    |    |     |     |     |
|       | SHERIFF             | 88  | 2    | 24   | 26   | 2   | 0  | 0   | 0  | 0  | 1   | 0   | 6   |
|       | 87                  | 0   | 60   | 60   | 10   | 0   | 0  | 1   | 0  | 0  | 0   | 14  | 14  |
|       | CHANGE              | 2+  | 36-  | 34-  | 8-   | 0   | 0  | 1-  | 0  | 1+ | 0   | 8-  | 8-  |
| ***** |                     |     |      |      |      |     |    |     |    |    |     |     |     |
|       | STATE POLICE        | 88  | 1    | 52   | 53   | 2   | 0  | 2   | 2  | 0  | 0   | 1   | 0   |
|       | 87                  | 0   | 48   | 48   | 2    | 1   | 6  | 1   | 0  | 0  | 1   | 0   | 0   |
|       | CHANGE              | 1+  | 4+   | 5+   | 0    | 1-  | 4- | 1+  | 0  | 0  | 0   | 0   | 0   |
| ***** |                     |     |      |      |      |     |    |     |    |    |     |     |     |
|       | MUNICIPAL           | 88  | 26   | 160  | 186  | 4   | 0  | 1   | 0  | 0  | 1   | 0   | 5   |
|       | 87                  | 18  | 130  | 148  | 1    | 0   | 2  | 0   | 0  | 1  | 0   | 3   | 3   |
|       | CHANGE              | 8+  | 30+  | 38+  | 3+   | 0   | 1- | 0   | 0  | 0  | 0   | 2+  | 2+  |
| ***** |                     |     |      |      |      |     |    |     |    |    |     |     |     |
|       | NEW MARTINSVILLE PD | 88  | 26   | 160  | 186  | 4   | 0  | 1   | 0  | 0  | 1   | 0   | 5   |
|       | 87                  | 18  | 130  | 148  | 1    | 0   | 2  | 0   | 0  | 1  | 0   | 3   | 3   |
|       | CHANGE              | 8+  | 30+  | 38+  | 3+   | 0   | 1- | 0   | 0  | 0  | 0   | 2+  | 2+  |
| ***** |                     |     |      |      |      |     |    |     |    |    |     |     |     |
|       | HIRT CTY TOTAL      | 88  | 9    | 121  | 130  | 11  | 2  | 0   | 7  | 0  | 0   | 2   | 29  |
|       | 87                  | 6   | 99   | 105  | 10   | 4   | 0  | 3   | 1  | 0  | 0   | 18  | 18  |
|       | CHANGE              | 3+  | 22+  | 25+  | 1+   | 2-  | 0  | 4+  | 1- | 0  | 2+  | 11+ | 11+ |
| ***** |                     |     |      |      |      |     |    |     |    |    |     |     |     |
|       | RURAL               | 88  | 9    | 121  | 130  | 11  | 2  | 0   | 7  | 0  | 0   | 2   | 29  |
|       | 87                  | 6   | 99   | 105  | 10   | 4   | 0  | 3   | 1  | 0  | 0   | 18  | 18  |
|       | CHANGE              | 3+  | 22+  | 25+  | 1+   | 2-  | 0  | 4+  | 1- | 0  | 2+  | 11+ | 11+ |
| ***** |                     |     |      |      |      |     |    |     |    |    |     |     |     |
|       | SHERIFF             | 88  | 0    | 71   | 71   | 3   | 0  | 0   | 0  | 0  | 0   | 0   | 26  |
|       | 87                  | 5   | 52   | 57   | 7    | 0   | 0  | 0   | 0  | 0  | 0   | 18  | 18  |
|       | CHANGE              | 5-  | 19+  | 14+  | 4-   | 0   | 0  | 0   | 0  | 0  | 0   | 8+  | 8+  |
| ***** |                     |     |      |      |      |     |    |     |    |    |     |     |     |
|       | STATE POLICE        | 88  | 9    | 50   | 59   | 8   | 2  | 7   | 0  | 0  | 2   | 3   | 3   |
|       | 87                  | 1   | 47   | 48   | 3    | 4   | 0  | 3   | 1  | 0  | 0   | 0   | 0   |
|       | CHANGE              | 8+  | 3+   | 11+  | 5+   | 2-  | 0  | 4+  | 1- | 0  | 2+  | 3+  | 3+  |

| COML VICT | SEX OFFENSES | NARCOTIC & DRUG | GAMBLING | FAMILY OFFENSES | DUI | LIQUOR LAWS | DRUG | DISORD | VAC | OTHER | SUSPICION | CURTW | RUNAWAYS |
|-----------|--------------|-----------------|----------|-----------------|-----|-------------|------|--------|-----|-------|-----------|-------|----------|
| 050RU     | 0            | 1               | 30       | 0               | 6   | 176         | 0    | 317    | 0   | 173   | 0         | 2     | 7        |
|           | 0            | 1               | 39       | 0               | 2   | 174         | 0    | 209    | 2   | 116   | 0         | 0     | 9        |
|           | 0            | 0               | 9-       | 0               | 4+  | 2+          | 0    | 108+   | 2-  | 57+   | 0         | 2+    | 2-       |
| 050S0     | 0            | 0               | 19       | 0               | 1   | 150         | 0    | 265    | 0   | 114   | 0         | 0     | 6        |
|           | 0            | 1               | 26       | 0               | 1   | 141         | 0    | 141    | 0   | 78    | 0         | 0     | 4        |
|           | 0            | 1-              | 7-       | 0               | 0   | 9+          | 0    | 124+   | 0   | 36+   | 0         | 0     | 1+       |
| 050SP     | 0            | 1               | 11       | 0               | 5   | 26          | 0    | 52     | 0   | 59    | 0         | 2     | 1        |
|           | 0            | 0               | 13       | 0               | 1   | 33          | 0    | 68     | 2   | 38    | 0         | 0     | 4        |
|           | 0            | 1+              | 2-       | 0               | 4+  | 7-          | 0    | 16-    | 2-  | 21+   | 0         | 2+    | 3-       |
| 050ZZ     | 0            | 0               | 10       | 0               | 0   | 143         | 0    | 134    | 22  | 61    | 0         | 0     | 2        |
|           | 0            | 0               | 21       | 14              | 1   | 188         | 1    | 193    | 29  | 59    | 0         | 0     | 0        |
|           | 0            | 0               | 11-      | 14-             | 1-  | 45-         | 1-   | 59-    | 7-  | 2+    | 0         | 0     | 2+       |
| 05001     | 0            | 0               | 2        | 0               | 0   | 76          | 0    | 42     | 16  | 9     | 0         | 0     | 2        |
|           | 0            | 0               | 10       | 0               | 0   | 83          | 0    | 61     | 10  | 0     | 0         | 0     | 0        |
|           | 0            | 0               | 8-       | 0               | 0   | 7-          | 0    | 19-    | 6+  | 9+    | 0         | 0     | 2+       |
| 05002     | 0            | 0               | 8        | 0               | 0   | 61          | 0    | 73     | 5   | 52    | 0         | 0     | 0        |
|           | 0            | 0               | 11       | 0               | 0   | 89          | 1    | 108    | 18  | 59    | 0         | 0     | 0        |
|           | 0            | 0               | 3-       | 0               | 0   | 28-         | 1-   | 35-    | 13- | 7-    | 0         | 0     | 0        |
| 05003     | 0            | 0               | 0        | 0               | 0   | 6           | 0    | 19     | 1   | 0     | 0         | 0     | 0        |
|           | 0            | 0               | 0        | 14              | 1   | 10          | 0    | 23     | 0   | 0     | 0         | 0     | 0        |
|           | 0            | 0               | 0        | 14-             | 1-  | 4-          | 0    | 4-     | 1+  | 0     | 0         | 0     | 0        |
| 05004     | 0            | 0               | 0        | 0               | 0   | 0           | 0    | 0      | 0   | 0     | 0         | 0     | 0        |
|           | 0            | 0               | 0        | 0               | 0   | 6           | 0    | 1      | 1   | 0     | 0         | 0     | 0        |
|           | 0            | 0               | 0        | 0               | 0   | 6-          | 0    | 1-     | 1-  | 0     | 0         | 0     | 0        |
| 051AL     | 0            | 1               | 1        | 0               | 2   | 33          | 0    | 11     | 2   | 20    | 0         | 0     | 2        |
|           | 0            | 0               | 4        | 0               | 3   | 43          | 0    | 7      | 0   | 40    | 0         | 0     | 3        |
|           | 0            | 1+              | 3-       | 0               | 1-  | 10-         | 0    | 4+     | 2+  | 20-   | 0         | 0     | 1-       |
| 051RU     | 0            | 1               | 1        | 0               | 2   | 33          | 0    | 11     | 2   | 20    | 0         | 0     | 2        |
|           | 0            | 0               | 4        | 0               | 3   | 43          | 0    | 4      | 0   | 40    | 0         | 0     | 3        |
|           | 0            | 1+              | 3-       | 0               | 1-  | 10-         | 0    | 7+     | 2+  | 20-   | 0         | 0     | 1-       |
| 051S0     | 0            | 1               | 0        | 0               | 0   | 13          | 0    | 1      | 0   | 20    | 0         | 0     | 0        |
|           | 0            | 0               | 1        | 0               | 0   | 23          | 0    | 1      | 0   | 35    | 0         | 0     | 0        |
|           | 0            | 1+              | 1-       | 0               | 0   | 10-         | 0    | 1+     | 0   | 15-   | 0         | 0     | 0        |
| 051SP     | 0            | 0               | 1        | 0               | 2   | 20          | 0    | 10     | 2   | 0     | 0         | 0     | 2        |
|           | 0            | 0               | 3        | 0               | 3   | 20          | 0    | 4      | 0   | 5     | 0         | 0     | 3        |
|           | 0            | 0               | 2-       | 0               | 1-  | 0           | 0    | 6+     | 2+  | 5-    | 0         | 0     | 1-       |
| 051ZZ     | 0            | 0               | 0        | 0               | 0   | 0           | 0    | 0      | 0   | 0     | 0         | 0     | 0        |
|           | 0            | 0               | 0        | 0               | 0   | 0           | 0    | 3      | 0   | 0     | 0         | 0     | 0        |
|           | 0            | 0               | 0        | 0               | 0   | 0           | 0    | 3-     | 0   | 0     | 0         | 0     | 0        |
| 05101     | 0            | 0               | 0        | 0               | 0   | 0           | 0    | 0      | 0   | 0     | 0         | 0     | 0        |
|           | 0            | 0               | 0        | 0               | 0   | 0           | 0    | 3      | 0   | 0     | 0         | 0     | 0        |
|           | 0            | 0               | 0        | 0               | 0   | 0           | 0    | 3-     | 0   | 0     | 0         | 0     | 0        |
| 052AL     | 0            | 4               | 1        | 2               | 1   | 87          | 33   | 30     | 24  | 56    | 0         | 0     | 0        |
|           | 0            | 8               | 3-       | 2+              | 0   | 69          | 17   | 23     | 24  | 64    | 0         | 0     | 3        |
|           | 0            | 4-              | 3-       | 2+              | 0   | 18+         | 16+  | 7+     | 0   | 8-    | 0         | 0     | 3-       |
| 052RU     | 0            | 1               | 0        | 2               | 1   | 32          | 1    | 13     | 1   | 12    | 0         | 0     | 0        |
|           | 0            | 7               | 1        | 1               | 0   | 31          | 0    | 2      | 0   | 30    | 0         | 0     | 0        |
|           | 0            | 6-              | 1-       | 2+              | 0   | 1+          | 1+   | 11+    | 1+  | 18-   | 0         | 0     | 0        |
| 052S0     | 0            | 0               | 0        | 0               | 1   | 4           | 0    | 1      | 1   | 10    | 0         | 0     | 0        |
|           | 0            | 1               | 0        | 0               | 1   | 3           | 0    | 1      | 0   | 29    | 0         | 0     | 0        |
|           | 0            | 1-              | 0        | 0               | 0   | 1+          | 0    | 0      | 1+  | 19-   | 0         | 0     | 0        |
| 052SP     | 0            | 1               | 0        | 2               | 0   | 28          | 1    | 12     | 0   | 2     | 0         | 0     | 0        |
|           | 0            | 6               | 1        | 0               | 0   | 28          | 0    | 1      | 0   | 1     | 0         | 0     | 0        |
|           | 0            | 5-              | 1-       | 2+              | 0   | 0           | 1+   | 11+    | 0   | 1+    | 0         | 0     | 0        |
| 052ZZ     | 0            | 3               | 1        | 0               | 0   | 55          | 32   | 17     | 23  | 44    | 0         | 0     | 0        |
|           | 0            | 1               | 3        | 0               | 0   | 38          | 17   | 21     | 24  | 34    | 0         | 0     | 3        |
|           | 0            | 2+              | 2-       | 0               | 0   | 17+         | 15+  | 4-     | 1-  | 10+   | 0         | 0     | 3-       |
| 05202     | 0            | 3               | 1        | 0               | 0   | 55          | 32   | 17     | 23  | 44    | 0         | 0     | 0        |
|           | 0            | 1               | 3        | 0               | 0   | 38          | 17   | 21     | 24  | 34    | 0         | 0     | 3        |
|           | 0            | 2+              | 2-       | 0               | 0   | 17+         | 15+  | 4-     | 1-  | 10+   | 0         | 0     | 3-       |
| 053AL     | 0            | 1               | 5        | 0               | 0   | 13          | 5    | 14     | 1   | 40    | 0         | 0     | 0        |
|           | 0            | 0               | 2        | 0               | 0   | 13          | 2    | 15     | 0   | 37    | 0         | 0     | 0        |
|           | 0            | 1+              | 3+       | 0               | 0   | 0           | 3+   | 1-     | 1+  | 3+    | 0         | 0     | 0        |
| 053RU     | 0            | 1               | 5        | 0               | 0   | 13          | 5    | 14     | 1   | 40    | 0         | 0     | 0        |
|           | 0            | 0               | 3+       | 0               | 0   | 13          | 2    | 15     | 0   | 37    | 0         | 0     | 0        |
|           | 0            | 1+              | 3+       | 0               | 0   | 0           | 3+   | 1-     | 1+  | 3+    | 0         | 0     | 0        |
| 053S0     | 0            | 0               | 3        | 0               | 0   | 2           | 5    | 0      | 0   | 32    | 0         | 0     | 0        |
|           | 0            | 0               | 1        | 0               | 0   | 8           | 2    | 5      | 0   | 16    | 0         | 0     | 0        |
|           | 0            | 0               | 2+       | 0               | 0   | 6-          | 3+   | 5-     | 0   | 16+   | 0         | 0     | 0        |
| 053SP     | 0            | 1               | 2        | 0               | 0   | 11          | 0    | 14     | 1   | 8     | 0         | 0     | 0        |
|           | 0            | 0               | 1        | 0               | 0   | 5           | 0    | 10     | 0   | 21    | 0         | 0     | 0        |
|           | 0            | 1+              | 1+       | 0               | 0   | 6+          | 0    | 4+     | 1+  | 13-   | 0         | 0     | 0        |

# PART II ARRESTS

PART II ARRESTS BY CHARGE AND AGENCY TYPE  
 JUVENILE    ADULTS    GRAND    OTHER  
    TOTAL    ASSAULTS

|             |                 | JUVENILE | ADULTS | GRAND TOTAL | OTHER ASSAULTS | ARSON | FORGERY | FRAUD | EMBEZZLE | STOLEN PROPERTY | VANDAL | ILLEGAL WEAPONS |    |
|-------------|-----------------|----------|--------|-------------|----------------|-------|---------|-------|----------|-----------------|--------|-----------------|----|
| *****       |                 |          |        |             |                |       |         |       |          |                 |        |                 |    |
| HOOD CTY    | TOTAL           | 88       | 241    | 1834        | 2075           | 311   | 9       | 9     | 217      | 3               | 12     | 129             | 44 |
|             | 87              | 71       | 1742   | 1813        | 274            | 1     | 13      | 207   | 1        | 15              | 87     | 54              |    |
|             | CHANGE          | 170+     | 92+    | 262+        | 37+            | 8+    | 4-      | 10+   | 2+       | 3-              | 42+    | 10-             |    |
| *****       |                 |          |        |             |                |       |         |       |          |                 |        |                 |    |
|             | RURAL           | 88       | 25     | 642         | 667            | 148   | 1       | 4     | 145      | 1               | 7      | 19              | 21 |
|             | 87              | 28       | 578    | 604         | 122            | 0     | 1       | 97    | 0        | 4               | 25     | 25              |    |
|             | CHANGE          | 3-       | 64+    | 61+         | 26+            | 1+    | 3+      | 48+   | 1+       | 3+              | 6-     | 4-              |    |
|             | SHERIFF         | 88       | 0      | 502         | 502            | 143   | 1       | 4     | 143      | 1               | 0      | 19              | 18 |
|             | 87              | 2        | 437    | 439         | 115            | 0     | 0       | 96    | 0        | 0               | 23     | 16              |    |
|             | CHANGE          | 2-       | 65+    | 63+         | 28+            | 1+    | 4+      | 47+   | 1+       | 0               | 4-     | 2+              |    |
|             | STATE POLICE    | 88       | 25     | 140         | 165            | 5     | 0       | 2     | 0        | 7               | 0      | 3               |    |
|             | 87              | 26       | 141    | 167         | 7              | 0     | 1       | 1     | 0        | 4               | 2      | 9               |    |
|             | CHANGE          | 1-       | 1-     | 2-          | 2-             | 0     | 1-      | 1+    | 0        | 3+              | 2-     | 6-              |    |
|             | MUNICIPAL       | 88       | 216    | 1192        | 1408           | 163   | 8       | 5     | 72       | 2               | 5      | 110             | 23 |
|             | 87              | 43       | 1164   | 1207        | 152            | 1     | 12      | 110   | 1        | 11              | 62     | 29              |    |
|             | CHANGE          | 173+     | 28+    | 201+        | 11+            | 7+    | 7-      | 38-   | 1+       | 6-              | 48+    | 6-              |    |
|             | PARKERSBURG PD  | 88       | 195    | 1054        | 1249           | 155   | 8       | 4     | 70       | 2               | 4      | 107             | 21 |
|             | 87              | 24       | 1027   | 1051        | 150            | 1     | 10      | 107   | 1        | 10              | 58     | 29              |    |
|             | CHANGE          | 171+     | 27+    | 198+        | 5+             | 7+    | 6-      | 37-   | 1+       | 6-              | 49+    | 8-              |    |
|             | VIENNA PD       | 88       | 18     | 122         | 140            | 6     | 0       | 1     | 2        | 0               | 1      | 3               | 2  |
|             | 87              | 19       | 114    | 133         | 1              | 0     | 1       | 3     | 0        | 1               | 4      | 0               |    |
|             | CHANGE          | 1-       | 8+     | 7+          | 5+             | 0     | 0       | 1-    | 0        | 0               | 1-     | 2+              |    |
|             | WILLIAMSTOWN PD | 88       | 3      | 16          | 19             | 2     | 0       | 0     | 0        | 0               | 0      | 0               | 0  |
|             | 87              | 0        | 23     | 23          | 1              | 0     | 1       | 0     | 0        | 0               | 0      | 0               |    |
|             | CHANGE          | 3+       | 7-     | 4-          | 1+             | 0     | 1-      | 0     | 0        | 0               | 0      | 0               |    |
| *****       |                 |          |        |             |                |       |         |       |          |                 |        |                 |    |
| WYOMING CTY | TOTAL           | 88       | 50     | 436         | 486            | 95    | 0       | 23    | 13       | 3               | 19     | 29              | 41 |
|             | 87              | 41       | 609    | 650         | 110            | 3     | 7       | 14    | 2        | 12              | 32     | 62              |    |
|             | CHANGE          | 9+       | 173-   | 164-        | 15-            | 3-    | 16+     | 1-    | 1+       | 7+              | 3-     | 21-             |    |
| *****       |                 |          |        |             |                |       |         |       |          |                 |        |                 |    |
|             | RURAL           | 88       | 20     | 317         | 337            | 81    | 0       | 14    | 13       | 3               | 11     | 26              | 33 |
|             | 87              | 6        | 413    | 419         | 103            | 2     | 6       | 14    | 0        | 11              | 24     | 56              |    |
|             | CHANGE          | 14+      | 96-    | 82-         | 22-            | 2-    | 8+      | 1-    | 3+       | 0               | 2+     | 23-             |    |
|             | SHERIFF         | 88       | 1      | 213         | 214            | 71    | 0       | 4     | 10       | 0               | 4      | 23              | 29 |
|             | 87              | 2        | 329    | 331         | 97             | 0     | 2       | 14    | 0        | 3               | 24     | 54              |    |
|             | CHANGE          | 1-       | 116-   | 117-        | 26-            | 0     | 2+      | 4-    | 0        | 1+              | 1-     | 25-             |    |
|             | STATE POLICE    | 88       | 19     | 104         | 123            | 10    | 0       | 10    | 3        | 3               | 7      | 3               | 4  |
|             | 87              | 4        | 84     | 88          | 6              | 2     | 4       | 0     | 0        | 8               | 0      | 2               |    |
|             | CHANGE          | 15+      | 20+    | 35+         | 4+             | 2-    | 6+      | 3+    | 3+       | 1-              | 3+     | 2+              |    |
|             | MUNICIPAL       | 88       | 30     | 119         | 149            | 14    | 0       | 9     | 0        | 8               | 3      | 8               |    |
|             | 87              | 35       | 196    | 231         | 7              | 1     | 1       | 0     | 2        | 1               | 8      | 6               |    |
|             | CHANGE          | 5-       | 77-    | 82-         | 7+             | 1-    | 8+      | 0     | 2-       | 7+              | 5-     | 2+              |    |
|             | MULLENS PD      | 88       | 8      | 26          | 34             | 0     | 0       | 1     | 0        | 2               | 0      | 5               |    |
|             | 87              | 5        | 53     | 58          | 0              | 0     | 0       | 0     | 0        | 0               | 0      | 1               |    |
|             | CHANGE          | 3+       | 27-    | 24-         | 0              | 0     | 1+      | 0     | 0        | 2+              | 0      | 4+              |    |
|             | PINEVILLE PD    | 88       | 4      | 29          | 33             | 7     | 0       | 0     | 0        | 4               | 1      | 0               |    |
|             | 87              | 2        | 49     | 51          | 1              | 0     | 1       | 0     | 2        | 0               | 0      | 1               |    |
|             | CHANGE          | 2+       | 20-    | 18-         | 6+             | 0     | 1-      | 0     | 2-       | 4+              | 1+     | 1-              |    |
|             | OCEANA PD       | 88       | 18     | 64          | 82             | 7     | 0       | 8     | 0        | 2               | 2      | 3               |    |
|             | 87              | 28       | 94     | 122         | 6              | 1     | 0       | 0     | 0        | 1               | 3      | 4               |    |
|             | CHANGE          | 10-      | 30-    | 40-         | 1+             | 1-    | 8+      | 0     | 0        | 1+              | 6-     | 1-              |    |

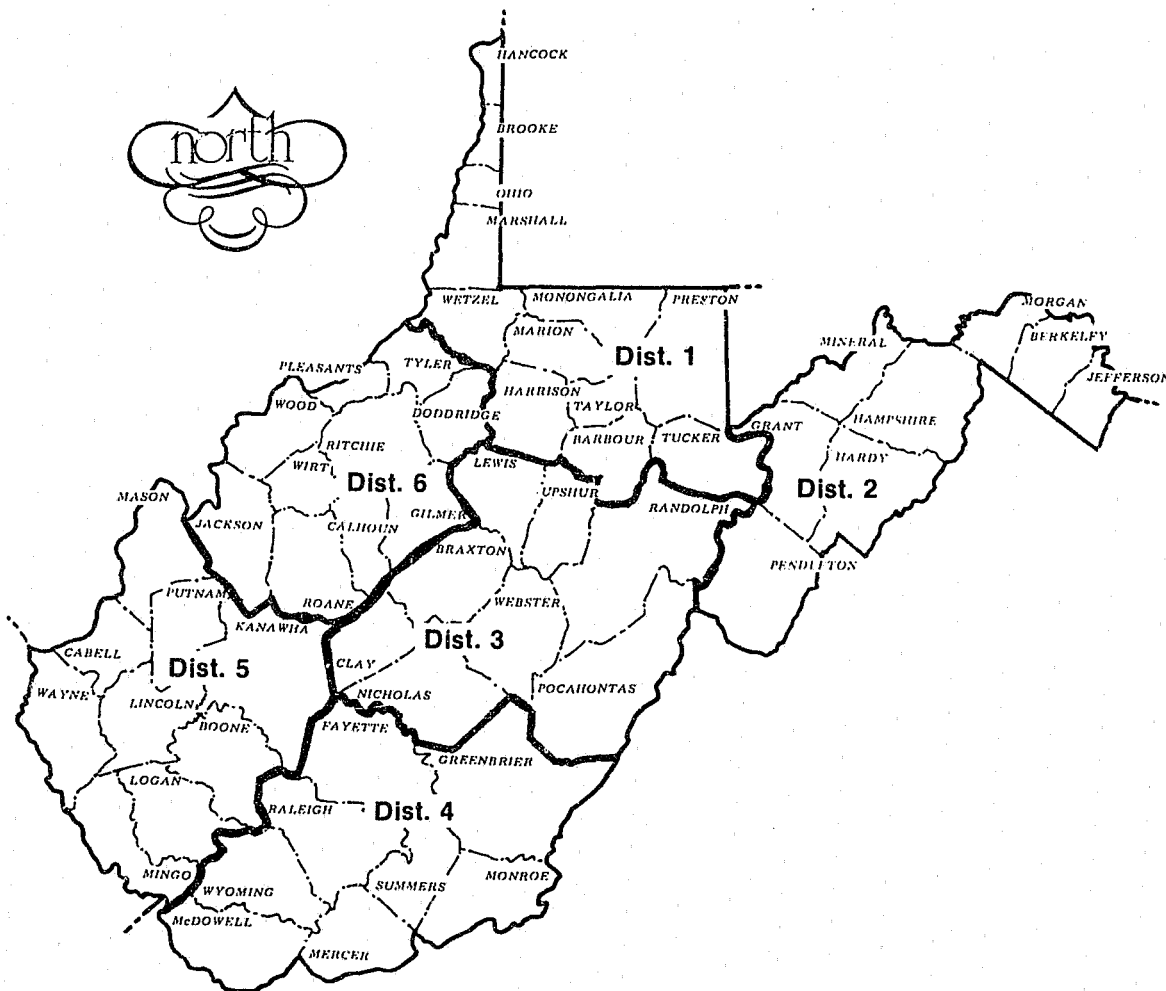
|       | DOML<br>VICI | SEX<br>OFFENSES | NAUOCTIC<br>& DRUGS | GAMBLING     | FAMILY<br>OFFENSES | DUI               | LIQUOR<br>LAWS    | DRUNK             | DISORD         | VAG         | OTHER             | SUSPICION   | CURFEW       | RUNAWAYS        |
|-------|--------------|-----------------|---------------------|--------------|--------------------|-------------------|-------------------|-------------------|----------------|-------------|-------------------|-------------|--------------|-----------------|
| 054AL | 0<br>1<br>1  | 31<br>20<br>11+ | 17<br>17<br>0       | 0<br>1<br>1  | 2<br>8<br>6-       | 231<br>287<br>56  | 136<br>26<br>110+ | 354<br>321<br>51  | 5<br>16<br>11  | 0<br>0<br>0 | 499<br>457<br>47+ | 0<br>0<br>0 | 3<br>0<br>3+ | 63<br>12<br>51+ |
| 054RU | 0<br>0<br>0  | 3<br>0<br>3+    | 7<br>5<br>2+        | 0<br>0<br>0  | 1<br>7<br>6-       | 64<br>62<br>2+    | 0<br>11<br>11-    | 38<br>41<br>3-    | 0<br>0<br>0    | 0<br>0<br>0 | 194<br>201<br>7-  | 0<br>0<br>0 | 0<br>0<br>0  | 14<br>5<br>9+   |
| 054SO | 0<br>0<br>0  | 1<br>0<br>1+    | 1<br>4<br>3-        | 0<br>0<br>0  | 0<br>0<br>0        | 26<br>35<br>9-    | 0<br>10<br>10-    | 3<br>12<br>9-     | 0<br>0<br>0    | 0<br>0<br>0 | 142<br>128<br>14+ | 0<br>0<br>0 | 0<br>0<br>0  | 0<br>0<br>0     |
| 054SP | 0<br>0<br>0  | 2<br>0<br>2+    | 6<br>1<br>5+        | 0<br>0<br>0  | 1<br>7<br>6-       | 38<br>27<br>11+   | 0<br>1<br>1-      | 35<br>29<br>6+    | 0<br>0<br>0    | 0<br>0<br>0 | 52<br>73<br>21-   | 0<br>0<br>0 | 0<br>0<br>0  | 14<br>5<br>9+   |
| 054ZZ | 0<br>1<br>i- | 28<br>20<br>8+  | 10<br>12<br>2-      | 0<br>1<br>1- | 1<br>1<br>0        | 167<br>225<br>58- | 136<br>15<br>121+ | 316<br>280<br>36+ | 5<br>16<br>11- | 0<br>0<br>0 | 305<br>251<br>54+ | 0<br>0<br>0 | 3<br>0<br>3+ | 49<br>7<br>42+  |
| 05401 | 0<br>1<br>1- | 19<br>16<br>3+  | 9<br>5<br>4+        | 0<br>1<br>1- | 0<br>1<br>1-       | 84<br>133<br>49-  | 136<br>15<br>121+ | 285<br>258<br>27+ | 5<br>16<br>11- | 0<br>0<br>0 | 289<br>237<br>52+ | 0<br>0<br>0 | 3<br>0<br>3+ | 48<br>2<br>46+  |
| 05402 | 0<br>0<br>0  | 9<br>3<br>6+    | 1<br>3<br>2-        | 0<br>0<br>0  | 1<br>0<br>1+       | 66<br>76<br>10-   | 0<br>0<br>0       | 31<br>22<br>9+    | 0<br>0<br>0    | 0<br>0<br>0 | 16<br>14<br>2+    | 0<br>0<br>0 | 0<br>0<br>0  | 1<br>5<br>4-    |
| 05403 | 0<br>0<br>0  | 0<br>1<br>1-    | 0<br>4<br>4-        | 0<br>0<br>0  | 0<br>0<br>0        | 17<br>16<br>1+    | 0<br>0<br>0       | 0<br>0<br>0       | 0<br>0<br>0    | 0<br>0<br>0 | 0<br>0<br>0       | 0<br>0<br>0 | 0<br>0<br>0  | 0<br>0<br>0     |
| 055AL | 0<br>0<br>0  | 3<br>5<br>2-    | 25<br>46<br>21-     | 0<br>1<br>1- | 1<br>3<br>2-       | 101<br>116<br>15- | 6<br>4<br>2+      | 47<br>106<br>59-  | 13<br>18<br>5- | 0<br>0<br>0 | 67<br>107<br>40-  | 0<br>0<br>0 | 0<br>0<br>0  | 0<br>2<br>2-    |
| 055RU | 0<br>0<br>0  | 2<br>5<br>3-    | 21<br>36<br>15-     | 0<br>1<br>1- | 1<br>2<br>1-       | 60<br>67<br>7-    | 0<br>0<br>0       | 15<br>25<br>10-   | 2<br>3<br>1-   | 0<br>0<br>0 | 55<br>64<br>9-    | 0<br>0<br>0 | 0<br>0<br>0  | 0<br>0<br>0     |
| 055SO | 0<br>0<br>0  | 0<br>4<br>4-    | 4<br>7<br>3-        | 0<br>0<br>0  | 0<br>2<br>2-       | 27<br>40<br>13-   | 0<br>0<br>0       | 6<br>21<br>15-    | 0<br>2<br>2-   | 0<br>0<br>0 | 36<br>61<br>23-   | 0<br>0<br>0 | 0<br>0<br>0  | 0<br>0<br>0     |
| 055SP | 0<br>0<br>0  | 2<br>1<br>1+    | 17<br>29<br>12-     | 0<br>1<br>1- | 1<br>0<br>1+       | 33<br>27<br>6+    | 0<br>0<br>0       | 9<br>4<br>5+      | 2<br>1<br>1+   | 0<br>0<br>0 | 19<br>3<br>16+    | 0<br>0<br>0 | 0<br>0<br>0  | 0<br>0<br>0     |
| 055ZZ | 0<br>0<br>0  | 1<br>0<br>1+    | 4<br>10<br>6-       | 0<br>1<br>0  | 0<br>1<br>1-       | 41<br>49<br>8-    | 6<br>4<br>2+      | 32<br>81<br>49-   | 11<br>15<br>4- | 0<br>0<br>0 | 12<br>43<br>31-   | 0<br>0<br>0 | 0<br>0<br>0  | 0<br>2<br>2-    |
| 05501 | 0<br>0<br>0  | 0<br>0<br>0     | 0<br>4<br>4-        | 0<br>0<br>0  | 0<br>1<br>1-       | 4<br>12<br>8-     | 6<br>3<br>3+      | 8<br>26<br>18-    | 8<br>11<br>3-  | 0<br>0<br>0 | 0<br>0<br>0       | 0<br>0<br>0 | 0<br>0<br>0  | 0<br>0<br>0     |
| 05502 | 0<br>0<br>0  | 1<br>0<br>1+    | 2<br>1<br>1+        | 0<br>0<br>0  | 0<br>0<br>0        | 6<br>14<br>8-     | 0<br>1<br>1-      | 8<br>18<br>10-    | 0<br>0<br>0    | 0<br>0<br>0 | 4<br>12<br>8-     | 0<br>0<br>0 | 0<br>0<br>0  | 0<br>0<br>0     |
| 05503 | 0<br>0<br>0  | 0<br>0<br>0     | 2<br>5<br>3-        | 0<br>0<br>0  | 0<br>0<br>0        | 31<br>23<br>8+    | 0<br>0<br>0       | 16<br>37<br>21-   | 3<br>4<br>1-   | 0<br>0<br>0 | 8<br>31<br>23-    | 0<br>0<br>0 | 0<br>0<br>0  | 0<br>2<br>2-    |

# DEPARTMENT OF NATURAL RESOURCES 1988

| DIST. 1    | DIST. 2   | DIST. 3    | DIST. 4    | DIST. 5 | DIST. 6   |
|------------|-----------|------------|------------|---------|-----------|
| HARRISBURG | BERKELEY  | BRAXTON    | FAYETTE    | BOONE   | CALHOUN   |
| BROOKE     | GRANT     | CLAY       | GREENBRIER | CABELL  | DODDRIDGE |
| HANCOCK    | HAMPSHIRE | LEWIS      | MCDOWELL   | KANAWHA | GILMER    |
| HARRISON   | HARDY     | NICHOLAS   | MERCER     | LINCOLN | JACKSON   |
| MARION     | JEFFERSON | POCAHONTAS | MONROE     | LOGAN   | PLEASANTS |
| MARSHALL   | MINERAL   | RANDOLPH   | RALEIGH    | MASON   | RITCHIE   |
| MONONGALIA | MORGAN    | UPSHUR     | SUMMERS    | MINGO   | ROANE     |
| OHIO       | PENDLETON | WEBSTER    | WYOMING    | PUTNAM  | TYLER     |
| PRESTON    |           |            |            | WAYNE   | WIRT      |
| TAYLOR     |           |            |            |         | WOOD      |
| TUCKER     |           |            |            |         |           |
| WETZEL     |           |            |            |         |           |

The Department of Natural Resources is divided into six (6) districts. Above are the counties covered by each of these districts.

The following pages depict the arrest activity by district.





# DEPARTMENT OF NATURAL RESOURCES

## Arrests by Age

January - December 1988

### AGE GROUP

### DISTRICT 1

| CHARGE                      | < 10 | 10 12 | 13 14 | 15 | 16 | 17 | 18 | 19 | 20 | 21 | 22 | 23 | 24 | 25 29 | 30 34 | 35 39 | 40 44 | 45 49 | 50 54 | 55 59 | 60 64 | 65+ | TOTAL |
|-----------------------------|------|-------|-------|----|----|----|----|----|----|----|----|----|----|-------|-------|-------|-------|-------|-------|-------|-------|-----|-------|
| WEAPON POSSESSION MARIJUANA |      |       |       |    |    |    | 2  | 4  | 4  | 2  | 3  | 2  | 6  | 21    | 3     | 3     | 10    | 2     | 8     | 6     |       | 3   | 79    |
|                             |      |       |       |    |    |    | 1  |    |    |    |    |    | 1  |       |       |       |       |       |       |       |       |     | 2     |

### DISTRICT 2

### AGE GROUP

| CHARGE              | < 10 | 10 12 | 13 14 | 15 | 16 | 17 | 18 | 19 | 20 | 21 | 22 | 23 | 24 | 25 29 | 30 34 | 35 39 | 40 44 | 45 49 | 50 54 | 55 59 | 60 64 | 65+ | TOTAL |
|---------------------|------|-------|-------|----|----|----|----|----|----|----|----|----|----|-------|-------|-------|-------|-------|-------|-------|-------|-----|-------|
| MANSLAUGHTER WEAPON |      |       |       |    |    |    |    |    |    |    |    |    |    |       |       | 3     |       |       |       |       |       |     | 3     |
|                     |      |       |       |    | 3  | 4  | 5  | 4  | 14 | 13 | 18 | 24 | 2  | 57    | 37    | 34    | 46    | 17    | 10    | 7     | 9     | 5   | 309   |

### DISTRICT 3

### AGE GROUP

| CHARGE                                   | < 10 | 10 12 | 13 14 | 15 | 16 | 17 | 18 | 19 | 20 | 21 | 22 | 23 | 24 | 25 29 | 30 34 | 35 39 | 40 44 | 45 49 | 50 54 | 55 59 | 60 64 | 65+ | TOTAL |
|--|------|-------|-------|----|----|----|----|----|----|----|----|----|----|-------|-------|-------|-------|-------|-------|-------|-------|-----|-------|
| MANSLAUGHTER WEAPON POSSESSION MARIJUANA |      |       |       |    |    |    |    |    |    |    |    |    |    | 1     |       |       |       |       |       |       |       |     | 1     |
|  |      |       | 2     |    | 8  | 15 | 12 | 9  | 13 | 8  | 12 | 12 | 6  | 52    | 68    | 40    | 32    | 50    | 19    | 6     | 6     | 8   | 378   |
|  |      |       |       |    |    |    |    |    |    |    |    |    |    |       |       | 1     |       |       |       |       |       |     | 1     |

### DISTRICT 4

### AGE GROUP

| CHARGE                      | < 10 | 10 12 | 13 14 | 15 | 16 | 17 | 18 | 19 | 20 | 21 | 22 | 23 | 24 | 25 29 | 30 34 | 35 39 | 40 44 | 45 49 | 50 54 | 55 59 | 60 64 | 65+ | TOTAL |
|-----------------------------|------|-------|-------|----|----|----|----|----|----|----|----|----|----|-------|-------|-------|-------|-------|-------|-------|-------|-----|-------|
| WEAPON POSSESSION MARIJUANA |      |       |       |    | 1  | 1  | 3  | 2  | 3  | 1  | 1  |    | 2  | 16    | 10    | 10    | 7     | 4     | 6     | 4     | 1     | 4   | 76    |
|                             |      |       |       |    |    |    |    |    |    |    |    |    |    |       |       | 1     |       |       |       |       |       |     | 1     |

### DISTRICT 5

### AGE GROUP

| CHARGE                      | < 10 | 10 12 | 13 14 | 15 | 16 | 17 | 18 | 19 | 20 | 21 | 22 | 23 | 24 | 25 29 | 30 34 | 35 39 | 40 44 | 45 49 | 50 54 | 55 59 | 60 64 | 65+ | TOTAL |
|-----------------------------|------|-------|-------|----|----|----|----|----|----|----|----|----|----|-------|-------|-------|-------|-------|-------|-------|-------|-----|-------|
| WEAPON POSSESSION MARIJUANA |      |       |       |    | 3  |    | 1  | 3  |    | 1  | 1  | 2  | 1  | 6     | 4     | 2     | 6     | 1     | 1     | 2     | 1     | 1   | 36    |
|                             |      |       |       |    |    |    |    | 1  |    |    | 1  |    |    | 1     | 1     |       | 1     |       |       |       |       |     | 5     |

### DISTRICT 6

### AGE GROUP

| CHARGE                      | < 10 | 10 12 | 13 14 | 15 | 16 | 17 | 18 | 19 | 20 | 21 | 22 | 23 | 24 | 25 29 | 30 34 | 35 39 | 40 44 | 45 49 | 50 54 | 55 59 | 60 64 | 65+ | TOTAL |
|-----------------------------|------|-------|-------|----|----|----|----|----|----|----|----|----|----|-------|-------|-------|-------|-------|-------|-------|-------|-----|-------|
| WEAPON POSSESSION MARIJUANA |      |       |       | 4  | 4  |    | 13 |    | 5  | 3  | 4  | 7  | 8  | 31    | 13    | 22    | 28    | 11    | 10    | 3     | 3     | 2   | 169   |
|                             |      |       |       |    |    |    |    |    |    |    |    |    |    | 2     | 1     |       |       |       |       |       |       |     | 3     |

# ARSON 1988

**Crime Clock - 1 Arson every 15 hours, 3 minutes**

## DEFINITION

The offense of arson is defined by the National Uniform Crime Reporting (UCR) Program to include any willful or malicious burning or attempts to burn, with or without intent to defraud, a dwelling house, public building, motor vehicle or aircraft, personal property of another, etc.

Early in 1979, in accordance with the FBI-UCR Program, the West Virginia UCR Program began collecting arson data submitted by the UCR contributing agencies.

Reported Arson offenses during 1988 show 582 offenses with estimated property loss of \$6,678,811. 1987 figures reported 447 arson offenses with property loss estimated at \$8,394,804. The number of offenses increased 30.2% while the estimated property loss decreased 20.4%.

Law enforcement agencies cleared 132 arson offenses during 1988 for a clearance rate of 22.7%.

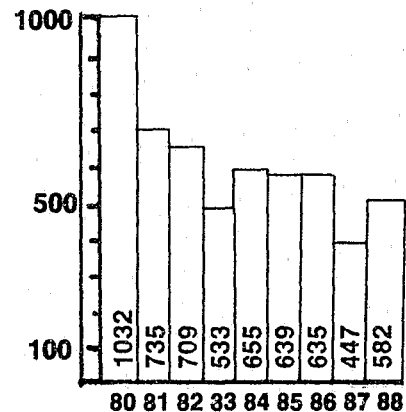
## ESTIMATED PROPERTY DAMAGE

|            | 1988        | 1987        | % CHANGE |
|------------|-------------|-------------|----------|
| TOTAL      | \$6,678,811 | \$8,394,804 | -20.4%   |
| STRUCTURAL | \$5,950,409 | \$7,781,697 | -23.5%   |
| MOBILE     | \$724,230   | \$579,517   | +25.0%   |
| OTHER      | \$4,172     | \$33,590    | -87.6%   |

## OFFENSES

|            | 1988        | 1987        | % CHANGE |
|------------|-------------|-------------|----------|
| TOTAL      | 582 (100%)  | 447 (100%)  | +30.2%   |
| STRUCTURAL | 407 (69.9%) | 268 (60.0%) | +51.9%   |
| MOBILE     | 139 (23.9%) | 124 (27.7%) | +12.1%   |
| OTHER      | 36 (6.2%)   | 55 (12.3%)  | -34.5%   |

| YEAR | OFFENSES | % CHANGE |
|------|----------|----------|
| 1980 | 1032     |          |
| 1981 | 735      | -28.8%   |
| 1982 | 709      | -3.5%    |
| 1983 | 533      | -24.8%   |
| 1984 | 655      | +22.8%   |
| 1985 | 639      | -2.4%    |
| 1986 | 635      | -0.6%    |
| 1987 | 447      | -29.6%   |
| 1988 | 582      | +30.2%   |



# ARSON 1988

| 1   |                 | 2   | 3  | 4  | 5   | 6   | 7  | 8  |              |
|---|-----------------|---|--|--|---|---|--|--|--------------|
| PROPERTY CLASSIFICATION                           |                 | Offenses Reported<br>or<br>Known to Police<br>(Include Unfounded<br>and Attempts)                               | Unfounded, i.e.<br>False or Baseless<br>Complaints | Number of<br>Actual Offenses<br>(Column 2 Minus<br>Column 3<br>Include Attempts) | Total Offenses<br>Cleared<br>by Arrest<br>or Exceptional<br>Means<br>(Include Column 5) | Number of<br>Clearances<br>Involving Only<br>Persons Under<br>18 Years of Age | Offenses Where<br>Structures<br>Uninhabited<br>Abandoned, or<br>not Normally<br>In Use | Estimated Value<br>of<br>Property Damage |              |
| S<br>T<br>R<br>U<br>C<br>T<br>U<br>R<br>A<br>L    | A               | Single Occupancy Residential<br>Houses, Townhouses, Duplexes, etc.  | 211  | 8  | 203   | 51  | 8  | 64                                       | \$ 3,032,770 |
|   | B               | Other Residential:<br>Apartments, Tenements, Flats, Hotels, Motels,<br>Inns, Dormitories, Boarding Houses, etc. | 52   | 2  | 50  | 23  | 8  | 6  | \$ 590,885   |
|   | C               | Storage<br>Barns, Garages, Warehouses, etc.   | 68   | 1  | 67  | 7   | 3  | 17                                       | \$ 494,029   |
|   | D               | Industrial / Manufacturing  | 5  | 1  | 4   | 0   | 0  | 0  | \$ 50,700    |
|   | E               | Other Commercial<br>Stores, Restaurants, Offices, etc.  | 38   | 2  | 36  | 7   | 0  | 6  | \$ 1,688,000 |
|   | F               | Community/Public<br>Churches, Jails, Schools, Colleges,<br>Hospitals, etc.                                      | 26   | 1  | 25  | 10  | 5  | 1  | \$ 37,725    |
|   | G               | All Other Structure<br>Out Buildings, Monuments, Buildings Under<br>Construction, etc.                          | 22   | 0  | 22  | 3   | 2  | 6  | \$ 56,300    |
|   | TOTAL STRUCTURE |   | 422  | 15   | 407   | 101   | 26   | 100                                      | \$ 5,950,409 |
| M<br>O<br>B<br>I<br>L<br>E                        | H               | Motor Vehicles:<br>Automobiles, Trucks, Buses, Motorcycles,<br>etc. - UCR Definition                            | 125  | 3  | 122   | 20  | 6  |  | \$ 420,680   |
|   | I               | Other Mobile Property:<br>Trailers, Recreational Vehicles, Airplanes,<br>Boats, etc.                            | 17   | 0  | 17  | 3   | 0  |  | \$ 303,550   |
|   | TOTAL MOBILE    |   | 142  | 3  | 139   | 23  | 6  |  | \$ 724,230   |
| TOTAL OTHER<br>Crops, Timber, Fences, Signs, etc. |                 | 37  | 1  | 36   | 8   | 7   |  | \$ 4,172                                 |              |
| GRAND TOTAL                                       |                 | 601   | 19   | 582  | 132   | 39  | 100  | \$ 6,678,811                             |              |

# DOMESTIC VIOLENCE

The increasing incidence of abuse between family members prompted the enactment of State Code 48-2A-9. This bill mandated the collection of domestic violence statistics. Information on persons living as spouses, persons who formerly resided as spouses, parents, children and stepchildren, or other persons related by blood or marriage is collected.

**Abuse: The occurrence of one or more of the following acts between family or household members who reside together or who formerly resided together.**

1. Attempting to cause or intentionally, knowingly or recklessly causing bodily injury with or without a dangerous or deadly weapon.
2. Placing, by physical menace, another in fear or imminent serious bodily injury.
3. Sexually abusing a person under the age of 18 years.

The following information on Domestic Violence is in compliance with State Code 48-2A-9. Collecting the information on Domestic Violence began on July 1, 1981.

Law enforcement agencies reported they received a total of 1,505 complaints on Domestic Violence for 1988. This represented a 12.2% increase over the 1987 figure of 1,341. They investigated 1,093 (72.6%) of these complaints. Of the **complainants who were victims**, 117 (9.1%) were male, 1,175 (90.9%) female, and 357 (27.6%) of them had filed a previous complaint. **Repeated Abuse Victims** suffered 1 homicide, 243 Simple Assaults and 16 Felonious Assaults. Protection Orders were violated in 10 (0.7%) cases.

**Victim**  
 1,335 Females (89.0%)  
 165 Males (11.0%)

**Offender**  
 120 Females (8.0%)  
 1,381 Males (92.0%)

**Weapons Used**

|             |             |
|-------------|-------------|
| Hands/Fists | 941 (83.9%) |
| Guns        | 500 (4.5%)  |
| Clubs       | 98 (8.7%)   |
| Knives      | 33 (2.9%)   |

**Extent of Abuse**

|                   |             |
|-------------------|-------------|
| Simple Assault    | 984 (65.4%) |
| Felonious Assault | 77 (5.1%)   |
| Homicide          | 5 (0.3%)    |
| Other             | 437 (29.0%) |

**Action Taken On Total Complaints**

|          |             |
|----------|-------------|
| Arrest   | 192 (12.8%) |
| Referred | 620 (41.2%) |
| Other    | 402 (26.7%) |

The average offender was 33, while the youngest was 10 and the oldest was 84. Average victim age was 30, the youngest was one year old, and the oldest was 87.

Average response time was 27 minutes.

# Relationships

## Victim To Offender

|                       |                    |
|-----------------------|--------------------|
| <b>Wife</b>           | <b>943 (63.2%)</b> |
| Common Law Wife       | 145 (9.7%)         |
| Ex-Wife               | 96 (6.4%)          |
| Husband               | 65 (4.4%)          |
| Mother                | 46 (3.1%)          |
| Daughter              | 36 (2.4%)          |
| Brother               | 23 (1.5%)          |
| Stepdaughter          | 23 (1.5%)          |
| Father                | 19 (1.3%)          |
| Sister                | 17 (1.1%)          |
| Son                   | 16 (1.1%)          |
| In-Law                | 16 (1.1%)          |
| Ex-Husband            | 8 (0.5%)           |
| Stepson               | 7 (0.5%)           |
| Niece                 | 7 (0.5%)           |
| Stepfather            | 4 (0.3%)           |
| Uncle                 | 3 (0.2%)           |
| Ex-Common Law Wife    | 3 (0.2%)           |
| Stepmother            | 2 (0.1%)           |
| Grandmother           | 2 (0.1%)           |
| Grandfather           | 2 (0.1%)           |
| Granddaughter         | 2 (0.1%)           |
| Other Family          | 1 (0.1%)           |
| Aunt                  | 1 (0.1%)           |
| Nephew                | 1 (0.1%)           |
| Cousin                | 1 (0.1%)           |
| Grandson              | 1 (0.1%)           |
| Ex-Common Law Husband | 1 (0.1%)           |

### Day of Week

|               |                    |
|---------------|--------------------|
| Sunday        | 197 (13.1%)        |
| <b>Monday</b> | <b>239 (15.9%)</b> |
| Tuesday       | 230 (15.3%)        |
| Wednesday     | 204 (13.6%)        |
| Thursday      | 220 (14.6%)        |
| Friday        | 214 (14.2%)        |
| Saturday      | 201 (13.4%)        |

### Month

|               |                    |
|---------------|--------------------|
| January       | 136 (9.0%)         |
| February      | 119 (7.9%)         |
| March         | 138 (9.2%)         |
| April         | 138 (9.2%)         |
| May           | 109 (7.2%)         |
| June          | 125 (8.3%)         |
| July          | 122 (8.1%)         |
| <b>August</b> | <b>168 (11.2%)</b> |
| September     | 112 (7.4%)         |
| October       | 107 (7.1%)         |
| November      | 119 (7.9%)         |
| December      | 112 (7.4%)         |



**CHILD ABUSE CASES FROM HUMAN SERVICES  
JANUARY THROUGH DECEMBER 1988**

| MONTH | MONTH<br>SUB* | MONTH<br>UNSUB* | PENDING<br>SUB* | PENDING<br>UNSUB* | TOTAL<br>SUB* | TOTAL<br>UNSUB* | TOTAL | REFERRALS<br>CLEARED* |
|-------|---------------|-----------------|-----------------|-------------------|---------------|-----------------|-------|-----------------------|
| JAN   | 97            | 170             | 54              | 219               | 151           | 389             | 540   | 906                   |
| FEB   | 119           | 186             | 52              | 214               | 171           | 400             | 571   | 1141                  |
| MAR   | 110           | 236             | 64              | 170               | 174           | 406             | 580   | 1159                  |
| APR   | 92            | 198             | 65              | 221               | 152           | 419             | 571   | 1144                  |
| MAY   | 108           | 255             | 59              | 210               | 167           | 465             | 632   | 1217                  |
| JUN   | 75            | 174             | 54              | 224               | 129           | 398             | 527   | 1182                  |
| JUL   | 74            | 167             | 45              | 211               | 119           | 378             | 497   | 1070                  |
| AUG   | 103           | 203             | 65              | 221               | 168           | 424             | 592   | 1305                  |
| SEPT  | 93            | 174             | 57              | 212               | 150           | 386             | 536   | 1216                  |
| OCT   | 77            | 169             | 50              | 154               | 127           | 323             | 450   | 1060                  |
| NOV   | 76            | 150             | 50              | 130               | 126           | 280             | 406   | 878                   |
| DEC   | 81            | 144             | 54              | 186               | 135           | 330             | 465   | 962                   |
| TOTAL | 1105          | 2226            | 664             | 2372              | 1769          | 4598            | 6367  | 13240                 |

218

|                              | 1987   | 1988   | % Change |
|------------------------------|--------|--------|----------|
| Total Cleared                | 12,790 | 13,240 | +3.52%   |
| Reported as Child Abuse      | 5,858  | 6,367  | +8.69%   |
| Substantiated as Child Abuse | 1,868  | 1,769  | -5.30%   |

State Code 48-2A-9 requires the West Virginia Department of Human Services to report to the Department of Public Safety, instances of **child abuse** not otherwise reported to any other law-enforcement agency.

- \*Includes child neglect
- \*Sub-Substantiated
- \*Unsub-Unsubstantiated

# DOMESTIC VIOLENCE

January - December 1988

| AGENCY ID          | TOTAL<br>COMPL | TOTAL<br>INVEST | *****COMPLAINANT INFO***** |        |        |         | PRIOR<br>COMPL | *****EXTENT OF ABUSE***** |            |          |      | *****ACTION TAKEN***** |       |      | PROT<br>VIOL |    |
|--------------------|----------------|-----------------|----------------------------|--------|--------|---------|----------------|---------------------------|------------|----------|------|------------------------|-------|------|--------------|----|
|                    |                |                 | *MALE                      | FEMALE | VICTIM | REPEAT* |                | *SIM<br>*ASS              | FEL<br>ASS | HOMICIDE | OTH* | *ARREST                | REFER | OTH* |              |    |
| SP BIG CHIMNEY     | 1              | 1               |                            | 1      |        |         |                |                           | 1          |          |      |                        | 1     |      |              |    |
| SP CHARLES TOWN    | 1              | 1               |                            | 1      | 1      |         | 1              | 1                         |            |          |      |                        | 1     |      |              |    |
| SP BRIDGEPORT      | 8              | 8               |                            | 8      | 5      | 6       | 4              | 1                         | 2          |          |      | 5                      |       | 5    |              |    |
| SP ELIZABETH       | 1              |                 | 1                          |        | 1      |         |                | 1                         |            |          |      |                        | 1     |      |              |    |
| SP ELKINS          | 1              | 1               |                            | 1      | 1      |         |                | 1                         |            |          |      |                        |       | 1    |              |    |
| SP FAIRMONT        | 1              | 1               |                            | 1      | 1      |         |                | 1                         |            |          |      |                        |       |      |              | 1  |
| SP FRANKLIN        | 9              | 8               |                            | 9      | 7      | 2       | 9              | 8                         |            |          | 1    |                        | 4     | 4    |              | 1  |
| SP GLENVILLE       | 1              | 1               |                            | 1      | 1      |         |                | 1                         |            |          |      |                        |       |      |              | 1  |
| SP GRAFTON         | 16             | 13              | 1                          | 15     | 7      | 7       | 12             | 3                         | 3          |          |      | 9                      | 1     | 9    |              | 7  |
| SP KEYSER          | 23             | 10              | 3                          | 20     | 17     | 13      | 22             | 18                        |            |          |      | 8                      | 4     | 13   |              | 5  |
| SP LOGAN           | 154            | 2               | 13                         | 141    | 153    | 2       | 1              | 141                       |            |          |      | 10                     |       | 2    |              | 1  |
| SP MARLINTON       | 4              | 4               |                            | 4      | 4      |         |                | 2                         | 1          |          |      | 1                      | 1     | 3    |              |    |
| SP OAK HILL        | 1              | 1               |                            | 1      | 1      |         | 1              | 1                         |            |          |      |                        |       | 1    |              |    |
| SP PADEN CITY      | 1              |                 |                            | 1      | 1      |         |                |                           | 1          |          |      |                        | 1     |      |              |    |
| SP PADEN CITY      | 1              | 1               |                            | 1      | 1      |         |                |                           |            |          |      | 1                      |       | 1    |              |    |
| SP PARKERSBURG     | 36             | 31              | 14                         | 21     | 18     | 2       | 2              | 23                        | 1          |          |      | 16                     |       | 20   |              | 15 |
| SP PETERSBURG      | 2              | 1               |                            | 1      | 1      |         |                |                           | 1          |          | 1    |                        | 2     |      |              |    |
| SP PHILIPPI        | 1              | 1               | 1                          |        | 1      |         |                |                           | 1          |          |      |                        |       |      |              | 1  |
| SP PRINCETON       | 38             |                 | 1                          | 37     | 38     |         | 1              | 12                        |            |          |      | 24                     |       |      |              | 9  |
| SP RAINELLE        | 2              | 1               |                            | 2      | 2      |         |                |                           | 2          |          |      |                        | 2     |      |              |    |
| SP RIPLEY          | 2              | 2               |                            | 2      | 2      |         |                | 1                         |            |          |      | 1                      | 2     |      |              |    |
| SP SO. CHARLESTON  | 1              | 1               |                            | 1      | 1      |         |                | 1                         |            |          |      |                        |       | 1    |              |    |
| SP WHEELING        | 3              | 3               | 1                          | 2      | 3      |         |                | 1                         |            |          |      | 2                      | 1     | 2    |              |    |
| SP WAYNE           | 1              |                 |                            | 1      | 1      |         |                | 1                         |            |          |      |                        |       |      |              | 1  |
| SP WEBSTER SPRINGS | 3              | 3               |                            | 2      | 2      | 1       | 2              | 1                         | 1          |          |      | 1                      | 2     |      |              | 1  |
| SP WILLIAMSON      | 2              | 2               | 1                          | 1      | 2      |         |                |                           | 1          |          |      | 1                      | 2     |      |              |    |
| PD MARTINSBURG     | 18             | 15              | 1                          | 17     | 18     | 3       | 3              | 17                        |            |          |      | 1                      | 14    | 1    |              | 1  |
| SO BOONE CO        | 1              | 1               |                            | 1      | 1      |         |                | 1                         |            |          |      |                        | 1     |      |              |    |
| SO BROOKE          | 50             | 44              | 1                          | 49     | 46     | 16      | 51             | 26                        | 1          |          |      | 21                     | 10    | 11   |              | 10 |
| PD FOLLENSBEE      | 11             | 11              | 2                          | 9      | 9      | 3       | 1              | 9                         | 1          |          |      | 1                      |       | 11   |              |    |
| PD WELLSBURG       | 1              | 1               |                            | 1      | 1      |         |                | 1                         | 1          |          |      |                        | 1     |      |              |    |
| PD BARBOURSVILLE   | 3              | 3               | 1                          | 2      | 3      | 1       | 1              | 1                         | 1          |          |      | 1                      |       |      |              | 2  |
| PD MILTON          | 3              | 3               |                            | 3      | 3      | 2       | 5              | 3                         |            |          |      |                        |       | 3    |              |    |
| SO CALHOUN         | 1              | 1               |                            | 1      | 1      |         |                | 1                         |            |          |      |                        | 1     |      |              |    |
| SO DODDRIDGE       | 3              | 3               |                            | 3      | 3      |         |                | 3                         |            |          |      |                        |       | 2    |              | 1  |
| SO FAYETTE CO      | 49             | 41              | 9                          | 40     | 37     | 16      | 47             | 21                        | 2          |          |      | 25                     | 2     | 3    |              | 34 |
| PD MOUNT HOPE      | 3              | 3               | 1                          | 2      | 2      |         |                | 2                         |            |          | 1    |                        | 1     |      |              | 3  |
| SO GRANT CO        | 15             | 5               |                            | 15     | 15     | 2       | 3              | 14                        |            |          |      | 1                      |       | 12   |              | 2  |
| SO GREENBRIER CO   | 45             |                 | 2                          | 22     | 20     |         |                | 17                        | 2          |          |      | 24                     | 4     | 4    |              |    |
| PD LEWISBURG       | 1              | 1               |                            | 1      | 1      |         |                | 1                         |            |          |      |                        | 1     |      |              |    |
| PD RONCEVERTE      | 2              | 1               |                            | 2      | 2      | 2       | 5              | 2                         |            |          |      |                        |       | 2    |              |    |
| PD WEIRTON         | 40             | 37              | 5                          | 35     | 35     | 18      | 6              | 27                        | 1          |          |      | 11                     | 4     | 26   |              | 13 |
| SO HARRISON CO     | 30             | 30              | 1                          | 29     | 29     | 16      | 31             | 25                        | 3          |          |      | 2                      | 2     | 29   |              |    |
| PD BRIDGEPORT      | 1              | 1               |                            | 1      | 1      |         |                | 1                         |            |          |      |                        |       | 1    |              |    |
| PD ANMOORE         | 4              | 4               | 2                          | 2      | 3      | 2       | 5              | 4                         |            |          |      |                        | 1     | 2    |              |    |
| PD CHARLES TOWN    | 14             | 12              | 3                          | 11     | 14     | 7       | 18             | 12                        | 1          |          |      | 1                      | 3     | 8    |              | 4  |
| SO KANAWHA CO      | 22             | 5               | 6                          | 16     | 2      | 5       | 18             | 2                         | 9          |          |      | 11                     | 2     | 12   |              | 8  |
| PD CHARLESTON      | 81             | 79              | 15                         | 66     | 75     | 1       |                | 67                        | 13         | 1        |      |                        | 12    | 32   |              | 22 |
| PD DUNBAR          | 13             | 13              | 1                          | 12     | 13     | 6       | 14             | 12                        | 1          |          |      |                        | 1     | 7    |              | 5  |
| PD ST. ALBANS      | 3              | 3               |                            | 3      | 3      |         |                | 3                         |            |          |      |                        |       | 2    |              | 1  |
| PD SO. CHARLESTON  | 27             | 27              | 6                          | 21     | 21     | 12      | 14             | 21                        |            |          |      | 5                      | 10    | 6    |              | 11 |

014

# DOMESTIC VIOLENCE

January - December 1988

| AGENCY ID           | TOTAL<br>COMPL | TOTAL<br>INVEST | *****COMPLAINANT INFO***** |             |             |            | PRIOR<br>COMPL | *****EXTENT OF ABUSE***** |            |          |            | *****ACTION TAKEN***** |            |            | PROT<br>VIOL |   |
|---------------------|----------------|-----------------|----------------------------|-------------|-------------|------------|----------------|---------------------------|------------|----------|------------|------------------------|------------|------------|--------------|---|
|                     |                |                 | *MALE                      | FEMALE      | VICTIM      | REPEAT*    |                | *SIM<br>*ASS              | FEL<br>ASS | HOMICIDE | OTH*       | *ARREST                | REFER      | OTH*       |              |   |
| PD CHESAPEAKE       | 5              | 4               |                            | 5           | 5           | 3          | 12             | 5                         |            |          |            |                        | 3          | 3          |              |   |
| PD CLENDENIN        | 1              | 1               |                            | 1           | 1           |            |                | 1                         |            |          |            |                        |            | 1          |              |   |
| NV STATE COLLEGE    | 1              | 1               |                            | 1           | 1           |            |                | 1                         |            |          |            |                        |            | 1          |              |   |
| SO LEWIS CO         | 1              |                 |                            | 1           | 1           |            |                | 1                         |            |          |            |                        | 1          |            |              |   |
| PD LOGAN            | 8              |                 |                            | 8           | 8           | 1          | 1              | 6                         |            |          |            | 2                      | 1          | 1          | 1            | 1 |
| PD WAR              | 1              | 1               |                            | 1           | 1           |            |                | 1                         |            |          |            |                        | 1          |            |              |   |
| PD NORTH FORK       | 1              | 1               |                            | 1           | 1           |            |                | 1                         |            |          |            |                        |            |            | 1            |   |
| PD KIMBALL          | 1              |                 |                            | 1           | 1           | 1          | 3              | 1                         |            |          |            |                        |            |            | 1            |   |
| SO MARION CO        | 15             | 15              | 2                          | 13          | 12          | 1          | 1              | 11                        | 3          |          | 1          | 4                      | 6          | 4          |              | 1 |
| PD FAIRMONT         | 18             | 18              | 1                          | 17          | 17          | 8          | 20             | 15                        | 1          |          | 2          | 5                      | 8          | 4          |              |   |
| SO MARSHALL CO      | 1              | 1               |                            | 1           | 1           |            |                | 1                         |            |          |            | 1                      |            |            |              |   |
| PD GLEN DALE        | 4              | 4               | 1                          | 3           | 4           | 3          | 4              | 41                        |            |          | 43         | 17                     | 43         | 26         |              |   |
| SO MERCER CO        | 85             | 85              | 5                          | 80          | 84          | 4          | 4              | 7                         | 1          |          |            | 2                      | 4          | 2          |              |   |
| PD BLUEFIELD        | 8              | 8               | 1                          | 6           | 4           |            |                | 4                         |            |          |            | 1                      | 4          |            |              |   |
| SO MINERAL CO       | 34             | 15              |                            | 34          | 34          | 11         | 14             | 33                        |            |          | 1          | 4                      | 34         | 6          |              |   |
| PD PIEDMONT         | 6              | 6               | 3                          | 3           | 4           | 6          | 44             | 6                         | 1          |          |            | 1                      | 6          | 6          |              |   |
| SO MINGO CO         | 5              |                 |                            | 5           | 4           | 3          | 4              | 5                         |            |          |            |                        | 5          |            |              |   |
| PD WILLIAMSON       | 30             | 30              |                            | 30          | 30          | 2          | 3              | 27                        | 1          |          |            | 3                      | 28         |            |              |   |
| PD MORGANTOWN       | 31             | 31              | 6                          | 25          | 27          | 9          | 6              | 16                        |            |          | 15         | 3                      | 28         | 4          |              |   |
| PD WESTOVER         | 20             | 20              | 5                          | 15          | 9           | 7          | 26             | 12                        |            |          | 8          | 1                      | 12         | 7          |              |   |
| PD GRANVILLE        | 1              | 1               |                            | 1           | 1           | 1          | 3              | 1                         |            |          |            |                        |            | 1          |              |   |
| PD ALDERSON         | 6              | 6               |                            | 6           | 6           | 5          | 63             | 6                         |            |          |            |                        | 6          |            |              |   |
| SO MORGAN CO        | 3              | 3               |                            | 3           | 3           |            |                | 3                         |            |          |            |                        | 2          | 1          |              |   |
| SO NICHOLAS         | 1              | 1               | 1                          | 1           | 1           | 1          | 10             | 3                         | 1          |          |            | 1                      | 2          | 4          |              |   |
| PD SUMMERSVILLE     | 6              | 6               |                            | 6           | 6           | 3          | 1              | 6                         |            |          | 2          | 3                      | 1          | 9          |              |   |
| PD WHEELING         | 13             | 13              |                            | 13          | 10          | 5          | 5              | 6                         | 6          |          | 1          | 3                      | 1          | 1          |              |   |
| WEST LIBERTY COL    | 1              | 1               |                            | 1           | 1           | 1          | 1              | 1                         |            |          |            |                        |            | 1          |              |   |
| SO PENDELTON        | 1              |                 |                            | 1           | 1           |            |                | 1                         |            |          |            |                        | 1          |            |              |   |
| PD MARLINTON        | 1              | 1               |                            | 1           | 1           | 1          | 2              | 1                         |            |          |            |                        | 1          |            |              |   |
| SO PRESTON CO       | 50             |                 | 1                          | 49          | 50          |            |                | 1                         |            |          | 49         | 17                     | 8          |            |              |   |
| SO RALEIGH CO       | 220            | 217             | 34                         | 184         | 193         | 79         | 84             | 163                       | 7          | 2        | 50         | 17                     | 94         | 112        |              |   |
| PD ELKINS           | 53             | 53              | 15                         | 38          | 33          | 10         |                | 13                        |            |          | 39         | 9                      | 25         | 25         |              | 2 |
| SO ROANE CO         | 3              | 1               | 1                          | 2           | 2           |            |                | 3                         |            |          |            | 3                      |            |            |              |   |
| SO TAYLOR           | 11             | 11              |                            | 11          | 11          | 5          | 9              | 10                        |            |          | 1          |                        | 11         |            |              |   |
| SO TUCKER CO        | 5              | 5               |                            | 5           | 5           | 2          | 3              | 5                         |            |          |            | 3                      | 2          |            |              |   |
| PD PADEN CITY       | 1              | 1               | 1                          | 1           | 1           |            |                |                           | 1          |          |            | 1                      |            |            |              |   |
| PD SISTERSVILLE     | 9              | 9               | 1                          | 8           | 9           | 7          | 37             | 5                         |            |          | 4          | 3                      | 2          | 4          |              |   |
| PD MIDDLEBOURNE     | 2              |                 |                            | 2           | 2           |            |                | 2                         |            |          |            | 2                      | 1          |            |              |   |
| PD CEREDO           | 1              | 1               |                            | 1           | 1           |            |                | 1                         |            |          |            |                        |            | 1          |              |   |
| SO WETZEL CO        | 4              | 4               | 1                          | 3           | 1           |            |                | 2                         |            |          | 2          |                        | 1          | 3          |              |   |
| PD NEW MARTINSVILLE | 1              | 1               | 1                          | 1           | 1           |            |                |                           | 1          |          |            |                        |            | 1          |              |   |
| SO WIRT CO          | 3              |                 |                            | 3           | 3           |            |                | 2                         |            |          | 1          |                        |            | 3          |              |   |
| SO WOOD CO          | 19             | 19              | 6                          | 13          | 19          | 4          |                | 15                        |            |          | 4          | 1                      | 4          | 14         |              |   |
| PD VIENNA           | 31             | 31              | 4                          | 27          | 31          | 8          | 2              | 28                        | 2          |          | 1          | 4                      | 18         | 11         |              |   |
| PD WILLIAMSON       | 1              | 1               |                            | 1           | 1           |            |                | 1                         |            |          |            | 1                      |            |            |              |   |
| PD MULLENS          | 25             | 25              | 1                          | 24          | 25          | 17         | 28             | 10                        |            |          | 15         |                        | 24         |            |              |   |
| PD PINEVILLE        | 2              |                 |                            | 2           | 2           |            |                | 1                         |            |          | 1          | 1                      |            | 1          |              |   |
| <b>TOTAL</b>        | <b>1505</b>    | <b>1093</b>     | <b>183</b>                 | <b>1295</b> | <b>1292</b> | <b>357</b> | <b>663</b>     | <b>984</b>                | <b>77</b>  | <b>5</b> | <b>437</b> | <b>192</b>             | <b>620</b> | <b>409</b> | <b>10</b>    |   |



# DOMESTIC VIOLENCE

January - December 1988

| AGENCY<br>ID | TOTAL<br>COMPLAINTS | TOTAL<br>INVEST | COMPLAINANTS<br>WHO ARE VICTIMS |        | AVERAGE<br>RESPONSE | TOTAL<br>REPEATERS | **EXTENT OF ABUSE BY REPEATER** |     |     |     |          | **TOTAL ACTION TAKEN** |        |          | VIOLATION |      |
|--------------|---------------------|-----------------|---------------------------------|--------|---------------------|--------------------|---------------------------------|-----|-----|-----|----------|------------------------|--------|----------|-----------|------|
|              |                     |                 | MALE                            | FEMALE |                     |                    | SIM                             | ASS | FEL | ASS | HOMICIDE | OTHER                  | ARREST | REFERRAL | OTHER     | PROT |
| TOTAL        | 1,505               | 1,093           | 117                             | 1,175  | :27                 | 357                | 243                             | 16  | 1   | 98  | 192      | 620                    | 409    | 10       |           |      |

# CONTROLLED SUBSTANCES

April through December of 1988

|                             |                           | AMOUNT<br>PURCHASED<br>(Weight/Quantity) | AMOUNT<br>CONFISCATED<br>(Weight/Quantity) | ESTIMATED<br>STREET<br>VALUE |                                  |
|-----------------------------|---------------------------|--|--|------------------------------|----------------------------------|
| CANNABIS                    | PERSONAL USE<br>QUANTITY  | 80                                       | 281  | \$8,670                      | TOTAL CANNABIS<br>\$34,791,664   |
|                             | MARIJUANA                 | 1,131 plants<br>19 lbs. 10.5 oz.         | 23,155 plants<br>224 lbs. 3.0 oz.          | \$34,335,624<br>\$447,160    |                                  |
|                             | HASH/HASH OIL             | 2 grams                                  | 30 grams                                   | \$210                        |                                  |
| COCAINE                     | BASE "CRACK"              | 221 rocks                                | 4,846 rocks                                | \$82,855                     | TOTAL COCAINE<br>\$1,731,605     |
|                             | HYDROCHLORIDE<br>"powder" | 592 grams<br>6.0 oz.                     | 1,256 grams<br>17 lb. 8.0 oz.              | \$213,100<br>\$1,435,650     |                                  |
| STIMULANTS                  | AMPHETAMINE               | 5 grams.<br>150 hits                     | 0 grams.<br>3,334 hits                     | \$430<br>\$7,624             | TOTAL STIMULANTS<br>\$16,325     |
|                             | OTHER                     | 8 hits                                   | 2,762 hits                                 | \$8,271                      |                                  |
|                             | DEPRESSANTS               | BARBITURATES                             | 0 hits                                     | 223 hits                     |                                  |
| OTHER                       | 48 hits                   | 5,396 hits                               | \$10,977                                   |                              |                                  |
| NARCOTICS                   | HEROIN                    | 1 grams.                                 | 10 grams                                   | \$2,100                      | TOTAL NARCOTICS<br>\$ 5,115      |
|                             | OTHER                     | 21 hits                                  | 473 hits                                   | \$ 3,015                     |                                  |
| HALLUCINOGENS               | LSD                       | 36 hits                                  | 2,136 hits                                 | \$ 10,874                    | TOTAL HALLUCINOGENS<br>\$ 17,409 |
|                             | PCP                       | 0 grams.<br>0 ozs.                       | 27 grams.<br>3 ozs.                        | \$2,005<br>\$4,500           |                                  |
|                             | OTHER                     | 0 hits                                   | 102 hits                                   | \$30                         |                                  |
| OTHER                       | OTHER                     | 0  | 0  | \$ 0                         | TOTAL OTHER<br>\$ 0              |
| TOTAL CONTROLLED SUBSTANCES |                           |  |  |                              | \$ 36,573,663                    |

## GLOSSARY OF TERMS

**ADULT** - For Uniform Crime Reporting Purposes, a person age 18 or over.

**AMERICAN INDIAN OR ALASKAN NATIVE** - A person having origins in any of the original peoples of North America, and who maintains cultural identification through tribal affiliation or community recognition.

**ARREST RATE** - The number of arrests reported for Part I and Part II offenses for each unit of population, generally per 1,000.

**ASIAN OR PACIFIC ISLANDER** - A person having origins in any of the original peoples of the Far East, Southeast Asia, the Indian subcontinent, or the Pacific Islands. This includes: China, India, Japan, Korea, the Phillipine Islands, and Samoa.

**BLACK** - A person having origins in any of the black racial groups of Africa, characterized by dark skin pigmentation.

**CLEARANCE** - For Uniform Crime Reporting purposes, the solution to a particular crime, usually by the arrest of the offender.

**CLEARED BY ARREST** - For Uniform Crime Reporting purposes, an offense is cleared when the offender has been identified, sufficient evidence has been obtained to formally charge and the offender has been ordered to appear in court.

**CRIME INDEX** - The sum of seven major offenses used to measure the extent, fluctuation and distribution of crime in a given geographical area. Classifications are: MURDER, FORCIBLE RAPE, ROBBERY, FELONIOUS ASSAULT, BREAKING AND ENTERING, LARCENY/THEFT, AND MOTOR VEHICLE THEFT. Each of these offenses is referred to as an Index Offense.

**CRIME RATE** - The number of Index Offenses reported for each unit of population, generally per 1,000.

**EXCEPTIONAL CLEARANCE** - For Uniform Crime Reporting purposes, an offense is cleared in this manner when some element beyond law enforcement precludes formal charges against the offender. It may be exceptionally cleared when it falls into one of the following categories.

- 1) The victim of the crime refuses to press charges or refuses to cooperate in prosecution.
- 2) The offender commits suicide.
- 3) A double murder occurs (two persons kill each other.)
- 4) The offender dies after making a confession (dying declaration.)
- 5) The offender is killed by a law enforcement officer.
- 6) The offender confesses to committing the crime while already in custody for another crime or serving a sentence.
- 7) The offender is prosecuted in another city for a different crime by federal, state or local authorities, or for the same offense and the other jurisdiction refuses to release the offender.
- 8) Another jurisdiction refuses to extradite the offender.
- 9) The offender is prosecuted for a less serious charge than the one for which he was arrested.
- 10) The offender is a juvenile who is handled by a verbal or written notice to the parents in instances involving minor offenses such as petit larceny.
- 11) The offender falls under diplomatic immunity.

**JUVENILE** - For Uniform Crime Reporting purposes, a person under the age of 18.

**HIERARCHY RULE** - For Uniform Crime Reporting purposes, each crime or attempted crime is counted in only one offense category. If several offenses are committed, simply glance down the list of Part I offenses and stop at the first offense you recognize from the facts given; this offense is the correct classification for this criminal activity.

**PART I OFFENSES** - The first of two main categories of crime classes composing a Universal Crime Classification System established for Crime Reporting purposes. Part I Offenses are by their very nature more serious and/or occur most frequently. The monthly tabulation of Part II Offenses provide a count of "Offenses Known".

**PART II OFFENSES** - The second of two main categories of crime classes composing a Universal Crime Classification System established for Crime Reporting purposes. Part II Offenses are generally less serious in nature and/or occur less frequently. Monthly tabulations of Part II Offenses are limited to arrest information only.

**PROPERTY CRIME** - Consists of the Index Offense of Breaking and Entering, Larceny/Theft, and Motor Vehicle Theft.

**VIOLENT CRIME** - Consists of the Index Offenses of Murder, Forcible Rape, Robbery, and Felonious Assault.