


CRIME IN KENTUCKY



125076

1989 REPORT

CRIME

IN KENTUCKY

CRIME REPORT COMMONWEALTH OF KENTUCKY

1989

**WALLACE G. WILKINSON
GOVERNOR**

**W. MICHAEL TROOP
SECRETARY, JUSTICE CABINET
ACTING COMMISSIONER
KENTUCKY STATE POLICE**

125076

**U.S. Department of Justice
National Institute of Justice**

This document has been reproduced exactly as received from the person or organization originating it. Points of view or opinions stated in this document are those of the authors and do not necessarily represent the official position or policies of the National Institute of Justice.

Permission to reproduce this copyrighted material has been
granted by
Kentucky State Police

to the National Criminal Justice Reference Service (NCJRS).

Further reproduction outside of the NCJRS system requires permission of the copyright owner.



GOVERNOR WALLACE G. WILKINSON
CAPITOL
FRANKFORT, KENTUCKY 40601

My Fellow Kentuckians:

This 1989 "*Crime in Kentucky*" report presents a statewide overview of serious crime occurring in our Commonwealth. The information contained herein can serve as a basis for developing effective strategies to fight crime. Analyses of crime trends can offer insights as to the direction our efforts should take.

Crime affects us all. As citizens of Kentucky, we have a responsibility to become involved in crime prevention efforts and to support our law enforcement personnel.



I would like to commend our police officers, corrections and court personnel for their efforts and I will continue to support them in their fight against crime. I urge you to do the same.

Sincerely,

A handwritten signature of Wallace G. Wilkinson in cursive script.

Wallace G. Wilkinson



COMMONWEALTH OF KENTUCKY
KENTUCKY STATE POLICE

919 VERSAILLES ROAD
FRANKFORT 40601

WALLACE G. WILKINSON
GOVERNOR

W. MICHAEL TROOP
ACTING COMMISSIONER
AND
SECRETARY OF JUSTICE

January 15, 1990

The Honorable Wallace G. Wilkinson
Governor of Kentucky
The Capitol
Frankfort, Kentucky 40601

Dear Governor Wilkinson:

I am pleased to submit this 20th Annual "Crime in Kentucky" Report, pursuant to Chapter 17 of the Kentucky Revised Statutes.

These statistics could not have been accurately compiled without the continued cooperation of all law enforcement agencies in the Commonwealth.



I want to pledge the continued support of the Kentucky State Police in carrying out our responsibility to improve the quality, accuracy and timeliness of the Kentucky's Uniform Crime Reporting System.

Respectfully submitted,

W. Michael Troop
Secretary, Justice Cabinet
Acting Commissioner
Kentucky State Police



DEDICATION

*This 1989 Crime in Kentucky Report
is fittingly dedicated to*

**Officer Franklin W. Pysher
Jefferson County Police Department
Detective Shelby W. Nease
CSX Railroad Corporation
and
Officer Terry Sanders
Mayfield Police Department**

**WHO PAID THE SUPREME SACRIFICE OF THEIR LIVES
ON BEHALF OF THE CITIZENS OF THE COMMONWEALTH.**



Officer Franklin W. Pysher



Detective Shelby V. Nease

Officer Franklin W. Pysher began his police career in 1968 with the Shively Police Department. In his nearly seventeen years with the Jefferson County Police Department, he served in the Old Charlie District on Dixie Highway, in the Traffic Unit, as a Canine Unit Officer and most recently as a Patrolman in Baker District in South Central Jefferson County.

Shortly after noon on January 19, 1989, Officer Pysher was dispatched to the area of Smyrna Road and KY 841, to investigate a man with a gun walking along the road. When his backup unit arrived, Officer Pysher was found slumped over in his police vehicle shot twice in the head. Officer Pysher was 42 years of age.

Officer Pysher is survived by his wife, Pam, a son, Tim, a daughter, Tasha and a step-daughter, Angela Young.

Detective Shelby W. Nease, age 46, began his career in 1965 with the Kentucky State Police, serving as a Trooper until 1971 when he joined the CSX Railroad Corporation. Most recently he was assigned to the Hazard Office of CSX and investigated cases in a multi-county area surrounding the Hazard office. Detective Nease attended Pikeville Community College and Eastern Kentucky University and he was a member of the Hazard R.O.P.

On July 18, 1989, Detective Nease was investigating the theft of copper wire from CSX Right of Ways when he recognized the suspects in a vehicle in the Cranks Creek area of Harlan County. After a chase into a hollow, Detective Nease attempted to arrest the suspects but he was overpowered by the suspects and killed. Arrests have been made in the case.

Detective Nease is survived by his wife, Brenda and two (2) daughters ages 11 and 15.

Officer Terry Sanders began his law enforcement career in May of 1988 as a Deputy with the Graves County Sheriff's Department. He joined the Mayfield Police Department on November 1, 1988. Officer Sanders held an Associate Degree in Police Administration and was completing work on his B.A. Degree. Officer Sanders was a member of the Mayfield Graves County Jaycees and the Graves County Rescue Squad.

Officer Sanders was returning from an assignment in Daytona Beach where he had been investigating the disappearance of a Mayfield woman, when the airplane he was aboard crashed and burst into flames, killing him and his wife, Melissa, and four others. (Photo not available)

TABLE OF CONTENTS

Message from the Governor

Letter of Transmittal, Secretary of Justice, Acting Commissioner, Kentucky State Police

Dedication


1989 Kentucky Crime Facts

KENTUCKY'S CRIME REPORTING SYSTEM	1
STATE OFFENSE DATA	2
CRIME TRENDS	3
OFFENSES BY JURISDICTION TYPE	4
CLEARANCE RATES	5
MURDER	6
RAPE	9
ROBBERY	10
AGGRAVATED ASSAULT	12
LAW ENFORCEMENT OFFICERS ASSAULTED	14
BURGLARY	15
LARCENY	17
AUTO THEFT	20
ARSON	22
CRIME STATISTICS BY COUNTY AND AGENCY	23
STATE ARREST DATA	37
TOTAL ARRESTS BY AGE - JUVENILE	38
TOTAL ARRESTS BY AGE - ADULT	39
TOTAL ARRESTS BY SEX	41

TOTAL ARRESTS BY RACE	42
TOTAL ARRESTS BY COUNTY - ADULT/JUVENILE	43
DRUG ARRESTS BY COUNTY AND DRUG TYPE	84
DRUG ARRESTS BY AREA DEVELOPMENT DISTRICT AND DRUG TYPE	88
DUI ARRESTS BY COUNTY, AGENCY, AGE, SEX, AND RACE	89
POLICE EMPLOYEE DATA	107

1989 KENTUCKY CRIME FACTS

- ★ 116,514 serious crimes were committed in 1989.
- ★ A serious crime was committed every 4.39 minutes.
- ★ Murder was committed every 35 hours.
- ★ Firearms were used in 60.2% of all murders.
- ★ 63.5% of all murder victims were white; 57.8% were male.
- ★ Rape was committed every 10.6 hours.
- ★ Robbery was committed every 3.2 hours.
- ★ 54% of violent crimes were solved.
- ★ 247 police officers were assaulted.
- ★ 19% of property crimes were solved.
- ★ Property crimes outnumbered violent crimes by 8 to 1.
- ★ 41,283 persons were arrested for DUI.
- ★ 16,809 arrests were made for drug violations.
- ★ A total of 249,161 arrests were made in 1989.



KENTUCKY'S CRIME REPORTING SYSTEM

KENTUCKY'S CRIME REPORTING SYSTEM

The Information Vacuum

Prior to July of 1987, Kentucky's Uniform Crime Reporting System was based on monthly counts of criminal offense and arrests submitted from state and local law enforcement agencies. While these aggregate counts were adequate for broad analysis of general crime trends, this summary method of reporting offense and arrest occurrences did not provide the necessary tools for the detailed analytical needs of Criminal Justice Professionals, The Law Enforcement Community and Kentucky Legislators.

The Initial Step

On July 1, 1987 Kentucky law enforcement agencies were required to submit "Incident" as opposed to "Summary" information within ten days of an occurrence. In essence, full detail crime specifics as opposed to mere counts of occurrences are provided to the Kentucky State Police for inclusion into a statewide database of crime statistics. Historically, this reporting requirements marked the genesis of Law Enforcement Agency submission of either the Uniform Offense Report Form or the Uniform Data Elements as contained on that statewide reporting form.

As a result of the Incident Reporting System initiative, non-automated Law Enforcement Agencies are now attaining computer capabilities through grant funds, while agencies with existing computer systems are moving toward Incident Base compatibility with funding assistance from the Justice Cabinet and the Kentucky State Police.

While not complete, Kentucky's Incident Based Reporting System has made significant strides toward full implementation since July 1, 1987.

Cooperation: The Key To The Incident Based Reporting

Kentucky's Law Enforcement Agencies are slowly but surely beginning to meet the challenge of an Incident Based Reporting System through the submission of Uniform Offense Reports or computer compatible data elements.

District Court Clerks are, through the completion of the Uniform Citation with Court Disposition, providing the arrest information needed to complete the Incident Based Reporting System.

All components of the Criminal Justice Community, Law Enforcement, Corrections, and the Judiciary are moving toward compatibility through Legislative initiatives that mandate the foundation for a system of information that will, in the near future, provide detailed analytical capabilities.

Just The Beginning

The Criminal Justice Community of Kentucky has embarked upon a path that will provide complete and accurate information that soon will be available in a timely fashion.

Dedication on the part of Law Enforcement, Courts, the Executive Branch, and Kentucky's Legislators, to the task of implementing and maintaining an Incident Based Reporting System, will provide decision makers in Kentucky the ability to set the Criminal Justice direction for the 1990's and beyond.

STATE OFFENSE DATA

PART I CRIMES	OFFENSES REPORTED			
CLASSIFICATION	1989	1988	% CHANGE	% DIST.
MURDER	249	304	-18.09	0.21
RAPE	829	809	+ 2.47	0.71
ROBBERY	2,706	2,630	+ 2.89	2.32
AGGRAVATED ASSAULT	8,609	8,294	+ 3.80	7.39
BURGLARY	28,523	25,449	+ 12.08	24.48
LARCENY THEFT	67,984	54,786	+ 24.09	58.35
AUTO THEFT	7,614	7,254	+ 4.96	6.53
TOTAL	116,514	99,526	+ 17.07	

The total number of Part I crimes reported by law enforcement agencies in Kentucky during 1989 and 1988 is shown in the chart above. It should be noted that these overall statistics reflect only offenses reported to or known by the police.

The reader is cautioned against drawing conclusions from a comparison of previous year and current year statistics for Part I crimes for the following reasons: 1) Part I offenses are not inclusive of all offenses reported to the police; 2) Increases or decreases in the number of crimes reported can be attributable to a variety of factors, including methods of reporting and tabulating on the part of the law enforcement agencies; 3) Differing levels of citizens' awareness and their responsibilities to report crime.

NOTE: Kentucky is presently undergoing changes in crime reporting procedures in order to meet federal, state, and local needs. Some adjustments are already in effect. While these adjustments improve the accuracy of crime reporting, comparisons of 1989 and previous years' data should be made with caution.

KENTUCKY "CRIME INDEX" 1989 = 3,149.02

The crime index, or rate, is used nationally and is derived from the following formula:

Population divided by 100,000 = X.

Number of offenses divided by X = crime index.

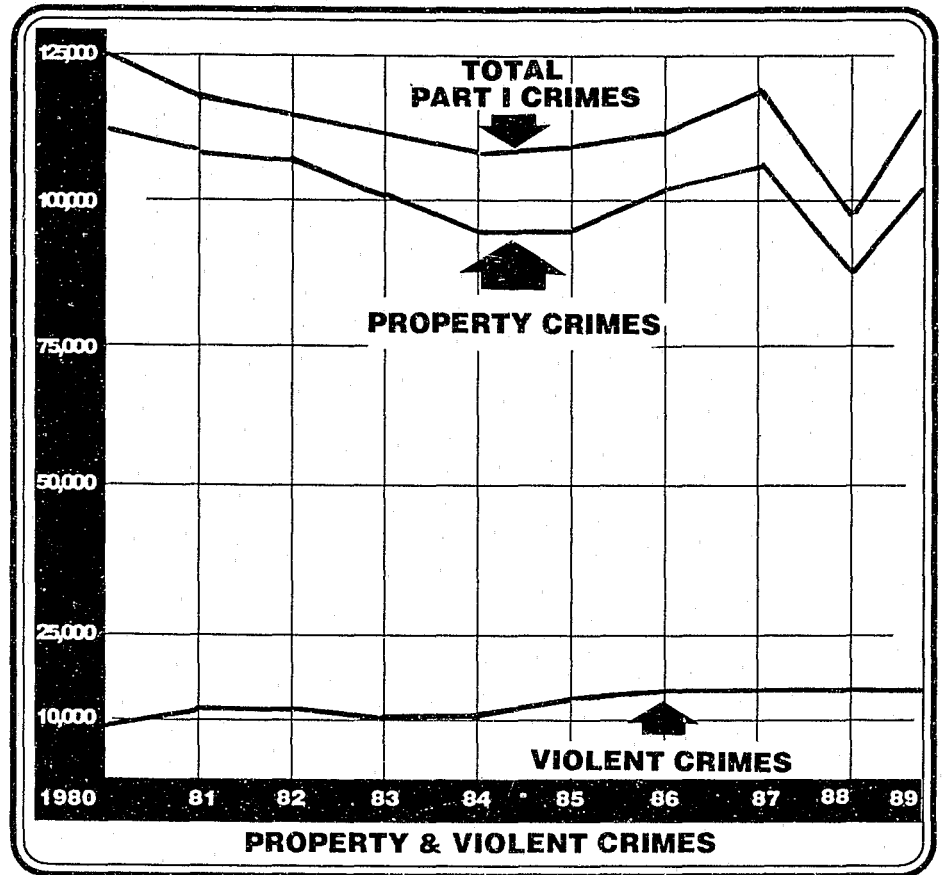
Kentucky's crime index for 1989 is based on current estimated population of 3.7 million.

**A serious crime
occurs in
Kentucky every
4.39 minutes**

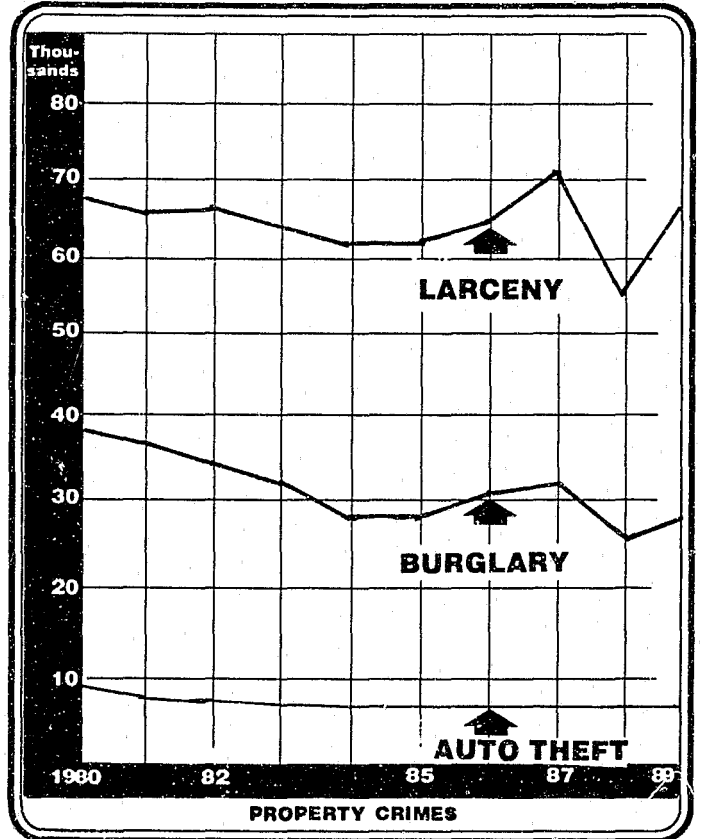
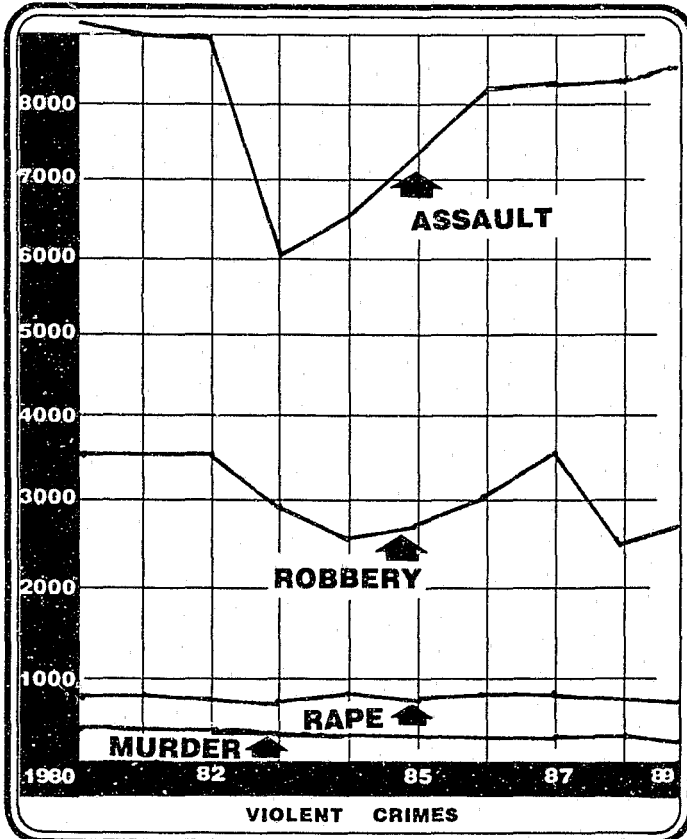
CRIME TRENDS

CRIME TRENDS: Annual fluctuations in the number of reported crimes can be attributed to a variety of factors other than real changes in actual crime. Such factors notwithstanding, the right-hand chart illustrates patterns of reported Part I crimes between 1980 and 1989. The relationship between property and violent crimes is also depicted in the right-hand chart.

The lower charts plot each violent and property offense, showing fluctuations between 1980 and 1989.



NOTE: The increases in overall offenses as well as in specific Part I crimes are not necessarily the result of real crime increases. A partial explanation of these increases may be due to improved data collection procedures and increased reporting by local agencies.



OFFENSE DATA

OFFENSES BY JURISDICTION TYPE

JURISDICTION TYPE	MURDER	RAPE	ROBBERY	AGGRAVATED ASSAULT	BURGLARY	LARCENY	M.V. THEFT	TOTAL
CITIES - 10,000 +	91	482	2,381	5,119	18,489	49,681	5,139	81,382
UNIVERSITIES	0	6	13	63	209	1,996	76	2,363
ALL OTHER AGENCIES	158	341	312	3,427	9,825	16,307	2,399	32,769
TOTALS	249	829	2,706	8,609	28,523	67,984	7,614	116,514

The chart above shows 1989 Part I offenses by type and law enforcement jurisdiction. Below, violent and property offenses are grouped for the same jurisdictions. Violent crimes include: murder, rape, robbery, and aggravated assault. Property crimes include: burglary, larceny, and motor vehicle theft. Universities with campus security/police departments include: University of Kentucky, University of Louisville, Eastern Kentucky University, Western Kentucky University, Northern Kentucky University, Morehead State University, and Murray State University.

JURISDICTION TYPE	VIOLENT CRIME	PROPERTY CRIME
CITIES 10,000 +	8,073	73,309
UNIVERSITIES	82	2,281
ALL OTHER AGENCIES	4,238	28,531
TOTALS	12,393	104,121

JURISDICTIONS OVER 10,000 POPULATION

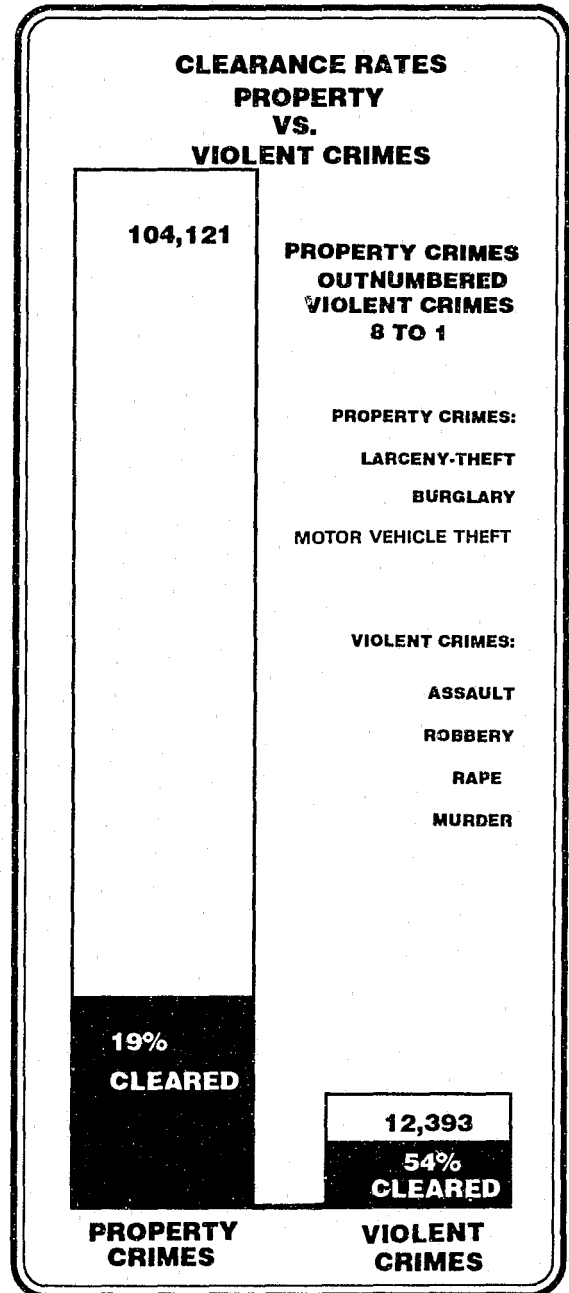

JURISDICTION	MURDER	RAPE	ROBBERY	AGGD. ASSAULT	BURGLARY	LARCENY	M. V. THEFT	TOTAL
ASHLAND	3	8	11	43	326	670	35	1,096
BOWLING GREEN	1	26	31	238	785	2,133	148	3,362
COVINGTON	8	29	105	576	998	1,828	185	3,729
DANVILLE	2	3	6	151	236	341	31	770
ELIZABETHTOWN	0	4	16	63	220	749	31	1,083
ERLANGER	0	0	4	86	97	482	23	692
FLORENCE	2	3	16	10	133	860	66	1,090
FORT THOMAS	0	2	0	9	35	99	6	151
FRANKFORT	2	6	26	153	302	978	64	1,531
GEORGETOWN	0	2	6	152	87	378	19	644
GLASGOW	1	2	1	10	53	186	11	264
HENDERSON	3	7	14	95	237	1,257	49	1,662
HOPKINSVILLE	1	12	52	129	413	990	55	1,652
JEFFERSONTOWN	2	2	19	27	76	468	43	637
LEXINGTON	11	104	364	907	3,354	9,458	785	14,983
JEFFERSON CO. P.D.	14	75	315	468	3,157	10,642	872	15,543
LOUISVILLE	32	122	1,195	1,209	5,180	8,608	2,010	18,356
MADISONVILLE	0	7	4	81	209	884	47	1,232
MAYFIELD	0	0	3	34	79	165	8	289
MIDDLESBORO	0	4	2	23	96	458	47	630
MURRAY	1	2	5	32	91	207	15	353
NEWPORT	1	9	27	99	379	777	75	1,367
NICHOLASVILLE	1	6	4	66	90	303	25	495
OWENSBORO	1	21	21	41	522	2,210	110	2,926
PADUCAH	1	7	38	131	420	1,327	91	2,015
RADCLIFF	0	11	10	16	186	480	39	742
RICHMOND	0	1	13	124	204	597	77	1,016
SAINT MATTHEWS	0	1	20	14	159	651	44	889
SHIVELY	3	6	44	43	195	366	69	726
SOMERSET	0	0	2	52	85	580	21	740
WINCHESTER	1	0	7	37	85	549	38	717
TOTALS	91	482	2,381	5,119	18,489	49,681	5,139	81,382

CLEARANCE RATES

Clearance rates are the percentage of cases cleared (through arrest or exceptional means) when compared with the total number of offenses reported to or known by the police. As shown in the chart, clearance rates for property crimes are traditionally low. With the exception of robbery, clearance rates for violent crimes are high. High clearance rates for murder, rape, and assault are attributable to the fact that the perpetrator is known, recognizable, or in some way usually associated with the victim. Low clearance rates for robbery as well as property crimes can be attributed to the difficulty of the victim in identifying the perpetrator.

The right-hand chart depicts the relative clearance rates of property versus violent Part I crimes.

The chart below depicts relative clearance rates for each of the seven Part I crimes.



MURDER

DEFINITION

Murder is the unlawful killing of a human being with malice aforethought. Traffic deaths due to negligence and justifiable homicides are not included.

NUMBER REPORTED	CLEARANCES	RATE
249	191	77%

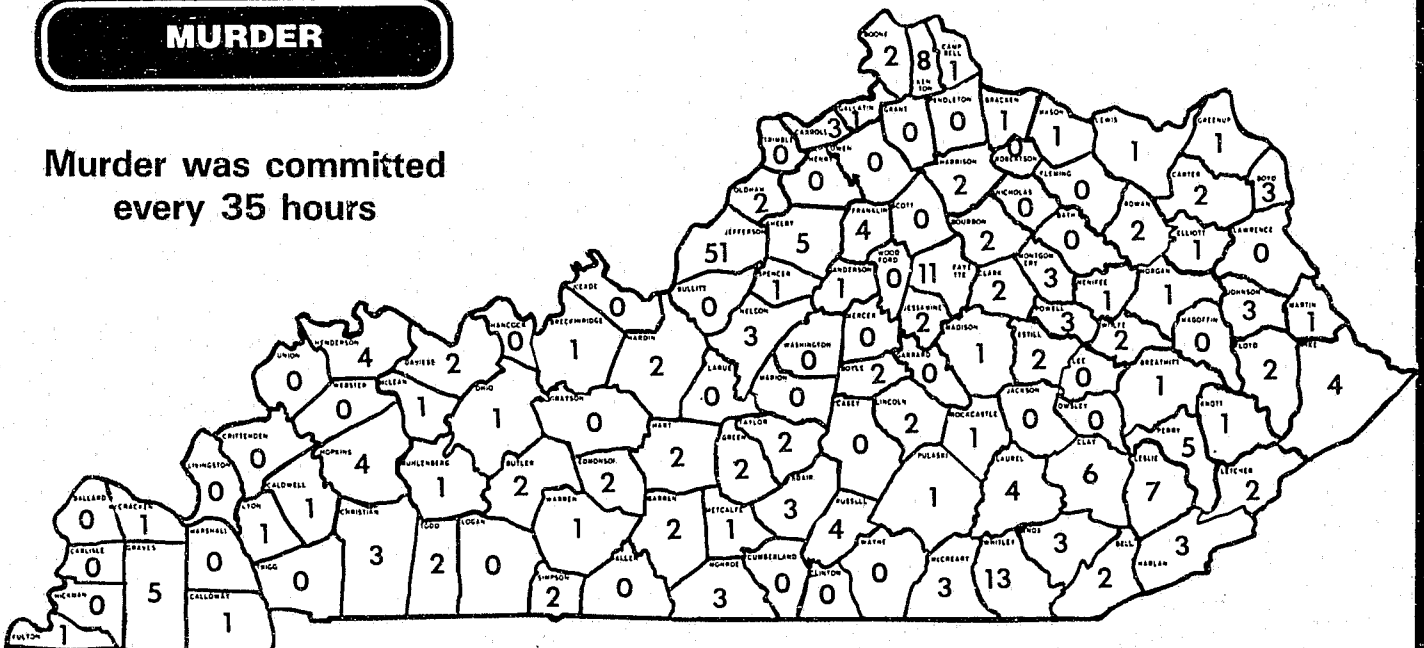
Murder is the most serious of all Part I crimes. The clearance rate is the highest of all Part I crimes, at 77%. Although some murders are difficult to solve, the intensity of police investigations together with solvability factors account for the high clearance rate for murder.

As illustrated in the map below, the 51 murders reported in Jefferson County in 1989 far outnumber murders reported in other individual counties.



MURDER

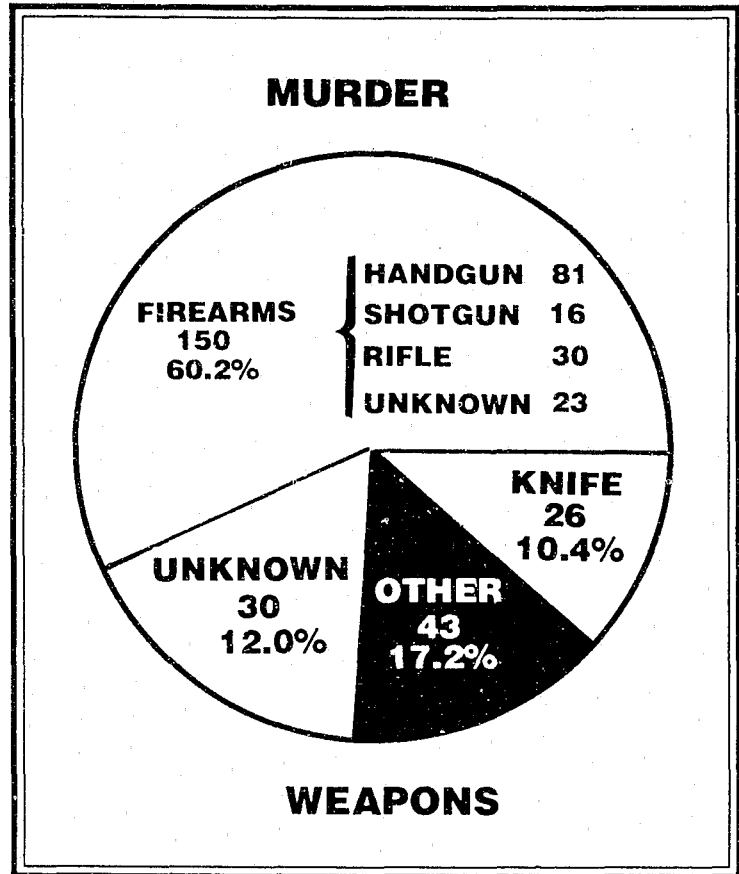
Murder was committed
every 35 hours



MURDER WEAPONS

The type weapons used in the 249 murders reported in Kentucky during 1989 are shown in the right-hand chart.

60.2% of the victims were killed with a firearm. A knife or other cutting instrument was used in 10.4% of the murders. In 30 of the murders (unknown category), the law enforcement agency did not specify the weapon used, or it was not known at the time the offense report was submitted.



MURDER CIRCUMSTANCES

The chart below depicts the circumstances of murders as reported by police officers.

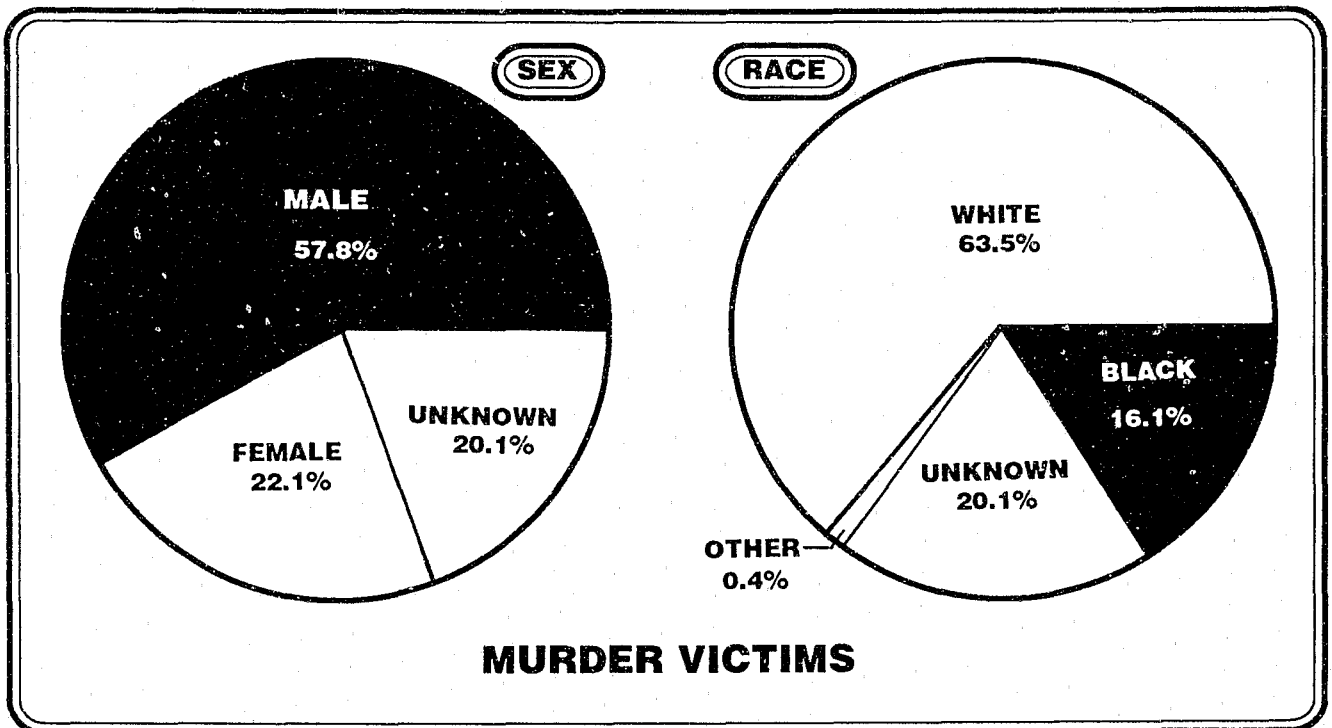
ARGUMENT	72
KNOWN FELONY TYPE	36
LOVER'S QUARREL	15
GANGLAND	6
DRUG RELATED	5
WHILE INCARCERATED	1
OTHER & UNKNOWN	114
TOTALS	249

MURDER VICTIMS BY AGE, SEX, AND RACE

The chart on the right shows the sex and race of murder victims broken out by age. A murder victim was most likely to be male (57.8%) and white (63.5%). Percentages include 50 murder victims where the sex and race were not reported.



AGE	SEX			RACE			
	M	F	UNK.	W	B	OTHER	UNK.
Under 1	0	0	0	0	0	0	0
1-4	3	0	0	1	2	0	0
5-9	0	2	0	2	0	0	0
10-14	0	0	0	0	0	0	0
15-19	4	5	0	5	4	0	0
20-24	15	6	1	16	6	0	0
25-29	22	10	0	28	3	1	0
30-34	17	7	0	19	5	0	0
35-39	16	3	0	13	6	0	0
40-44	7	2	0	7	2	0	0
45-49	17	4	0	19	2	0	0
50-54	4	1	0	5	0	0	0
55-59	9	3	0	11	1	0	0
60-64	8	4	0	7	5	0	0
65-69	6	0	0	6	0	0	0
70-74	3	2	0	4	1	0	0
75 and Over	2	2	0	3	1	0	0
Age Unknown	11	4	49	12	2	0	50
TOTAL	144	55	50	158	40	1	50
Percent	57.8	22.1	20.1	63.5	16.1	0.4	20.1



RAPE

DEFINITION

Rape is defined as the carnal knowledge of a person forcibly or otherwise against the person's will. Only forcible rapes are included, together with assaults for the purpose of rape and attempted forcible rapes. Excluded are rapes where the victim is under the age of consent and no force is used.

NUMBER REPORTED	CLEARANCES	RATE
829	493	59%

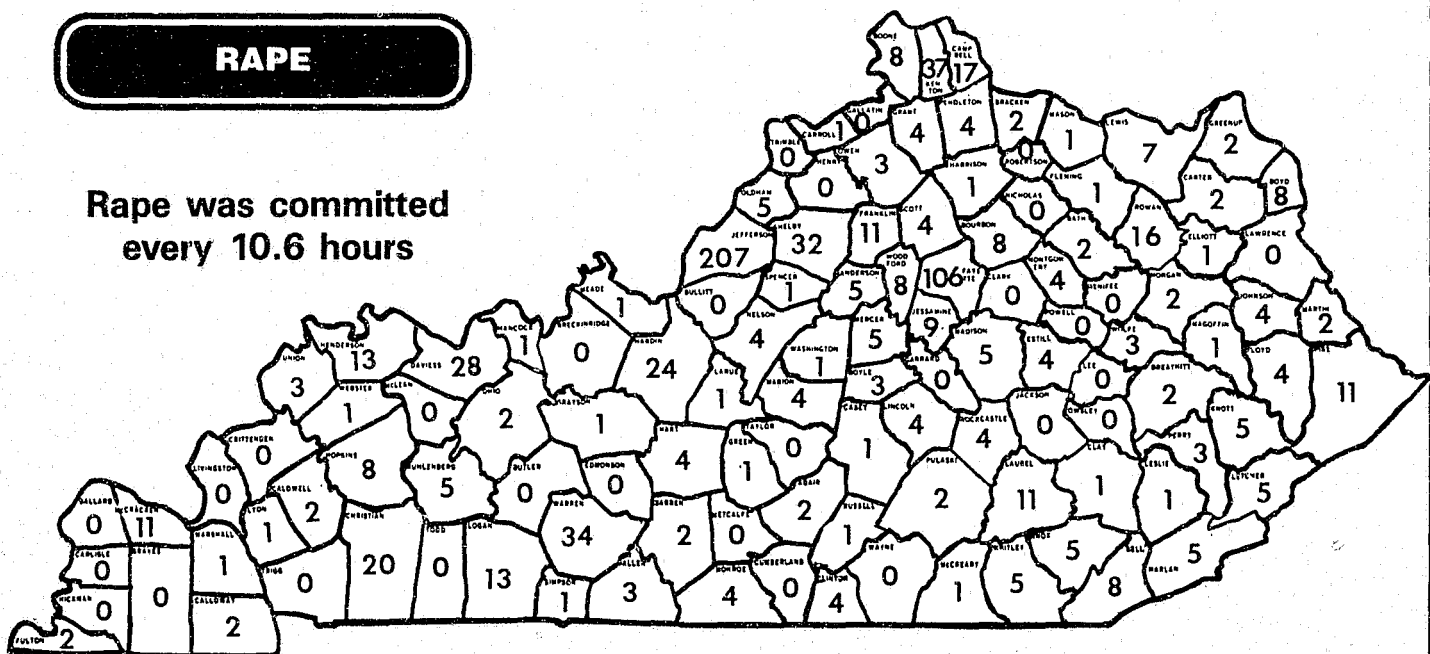
The 59% clearance rate for rape is high when compared with property crimes and some other offenses. One explanation for the number of rapes cleared is the fact that the victim and the offender are frequently acquainted or even related.

The 207 rapes reported in Jefferson County is almost double that of the next highest county, which is Fayette, with 106 reported rapes. Many counties were affected by rape, as shown in the map below.



RAPE

Rape was committed every 10.6 hours



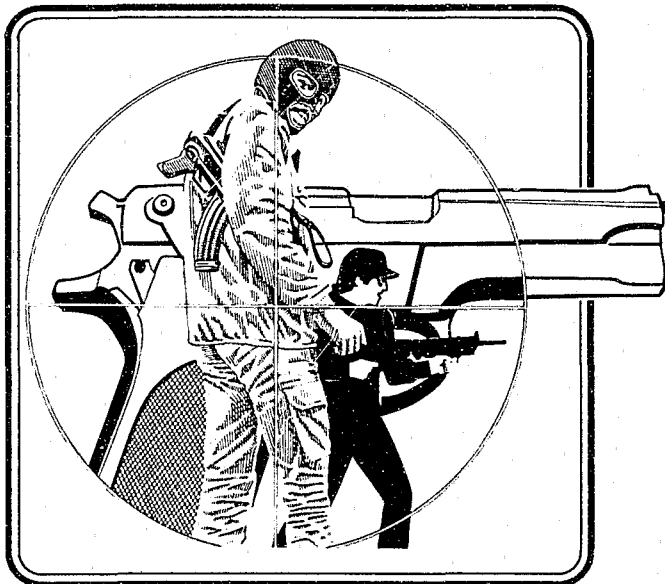
ROBBERY

DEFINITION

Robbery is the felonious taking of the property of another by force or the threat of force or violence and/or by putting the victim in fear. All attempts to rob are included. Robberies are reported in two general categories: armed (any weapon or threatening object is used) and strong-arm (to include muggings and similar offenses where no weapon is used but strong-arm tactics are employed).

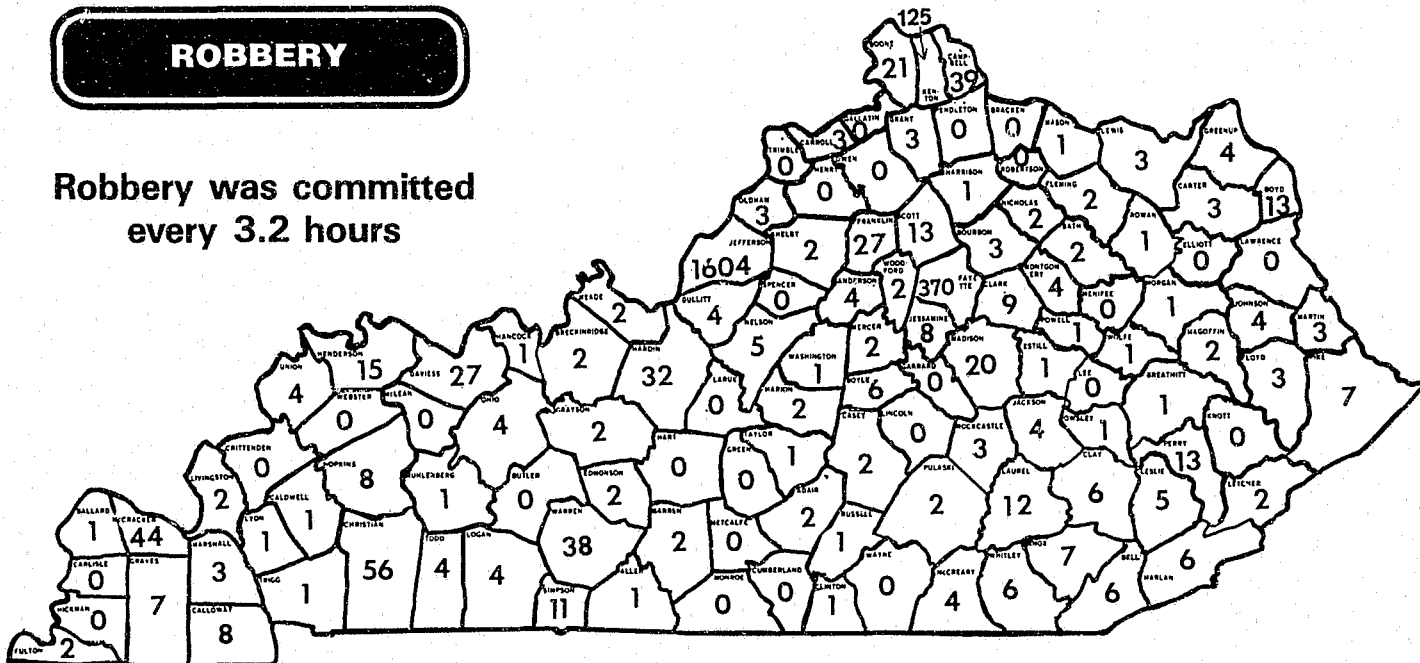
NUMBER REPORTED	CLEARANCES	RATE
2,706	844	31%

Robbery is considered to be a serious crime because the element of fear and personal confrontation with a weapon or strong-arm tactic is always present. The 31% clearance rate for robbery is slightly higher than for other crimes motivated by the theft of property, but low in comparison to murder, assault, and rape which the element of personal confrontation is also present. This is attributable to the fact that the perpetrator usually conceals his personal identity from the victim. A county by county breakdown of robbery can be seen in the map below.



ROBBERY

**Robbery was committed
every 3.2 hours**



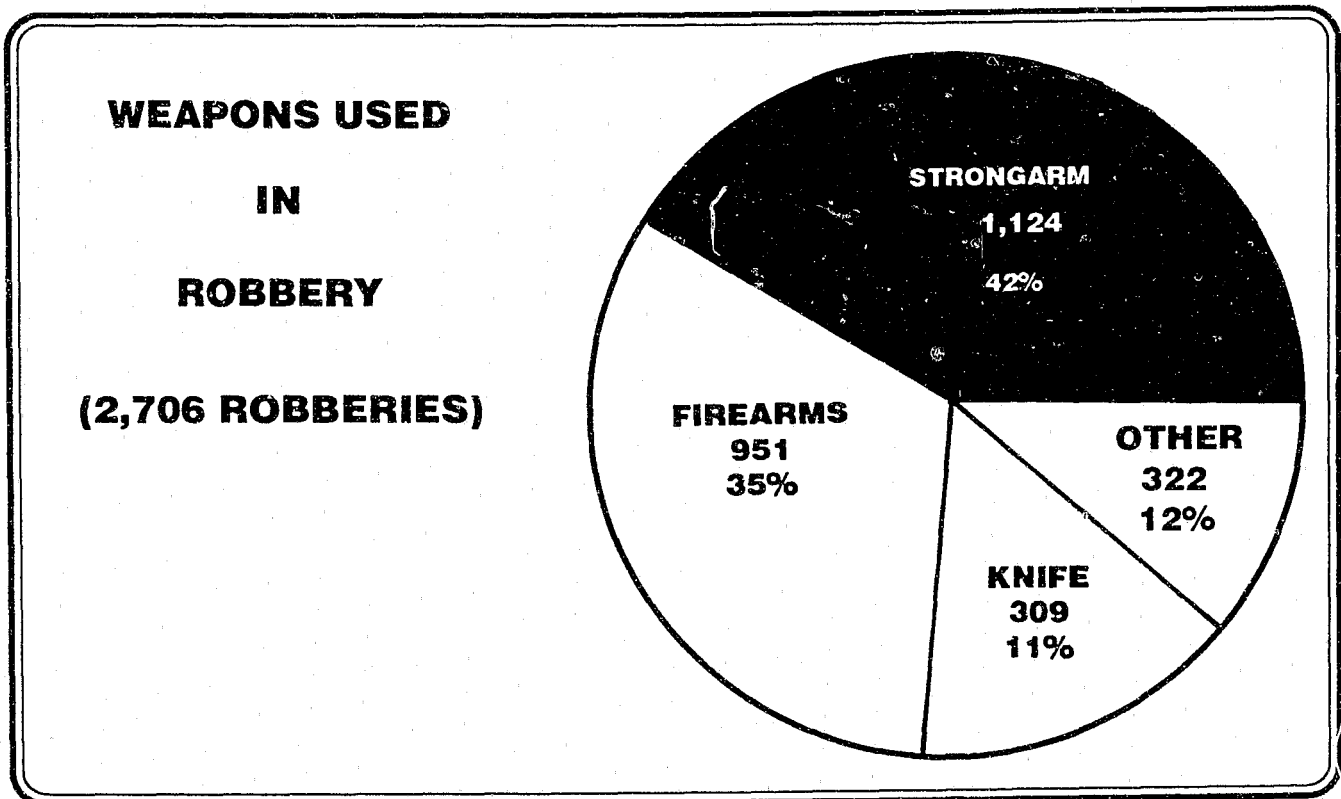
ROBBERY — PLACE OF OCCURRENCE

CLASSIFICATION	NUMBER OF OFFENSES	PERCENT OF DISTRIBUTION	TOTAL VALUE	AVERAGE VALUE
Highway	1,017	38	\$ 336,146	\$ 331
Commercial House	399	15	\$ 126,878	\$ 318
Gas-Service Station	100	4	\$ 33,776	\$ 338
Chain Store	380	14	\$ 300,899	\$ 792
Residence	296	11	\$ 694,591	\$ 2,347
Bank	38	1	\$ 92,733	\$ 2,440
Miscellaneous	476	17	\$ 177,514	\$ 373
TOTAL	2,706	100	\$ 1,762,537	\$ 651

Robbery classifications denote the type robbery reported. Highway robberies occur on any roadway, whether it be a highway, country road, or city street. Commercial house robberies are those perpetrated in hotels, motels, restaurants, and like businesses. Chain store robberies include convenience type stores, groceries, and like businesses. Residences include homes and apartments and other dwellings.

WEAPONS USED IN ROBBERY

Weapons used in the commission of a robbery can be a gun, knife, club, stick, or any force (such as hands) presumed to threaten the victim with injury or death. The percentages of various weapons used in 1989 robberies are shown in the chart.



AGGRAVATED ASSAULT

DEFINITION

Assault is the unlawful attack by one person upon another for the purpose of inflicting severe or aggravated bodily injury. It is not necessary that injury result from an aggravated assault when a gun, knife, or other weapon is used which could, and probably would, result in serious personal injury. Therefore, all assault attempts where serious injury would have been likely to occur are included. Excluded from the Part I crime of aggravated assault are all assaults which do not include the use of a dangerous weapon and in which there was no serious or aggravated injury. These simple assaults are counted as Part II crimes.

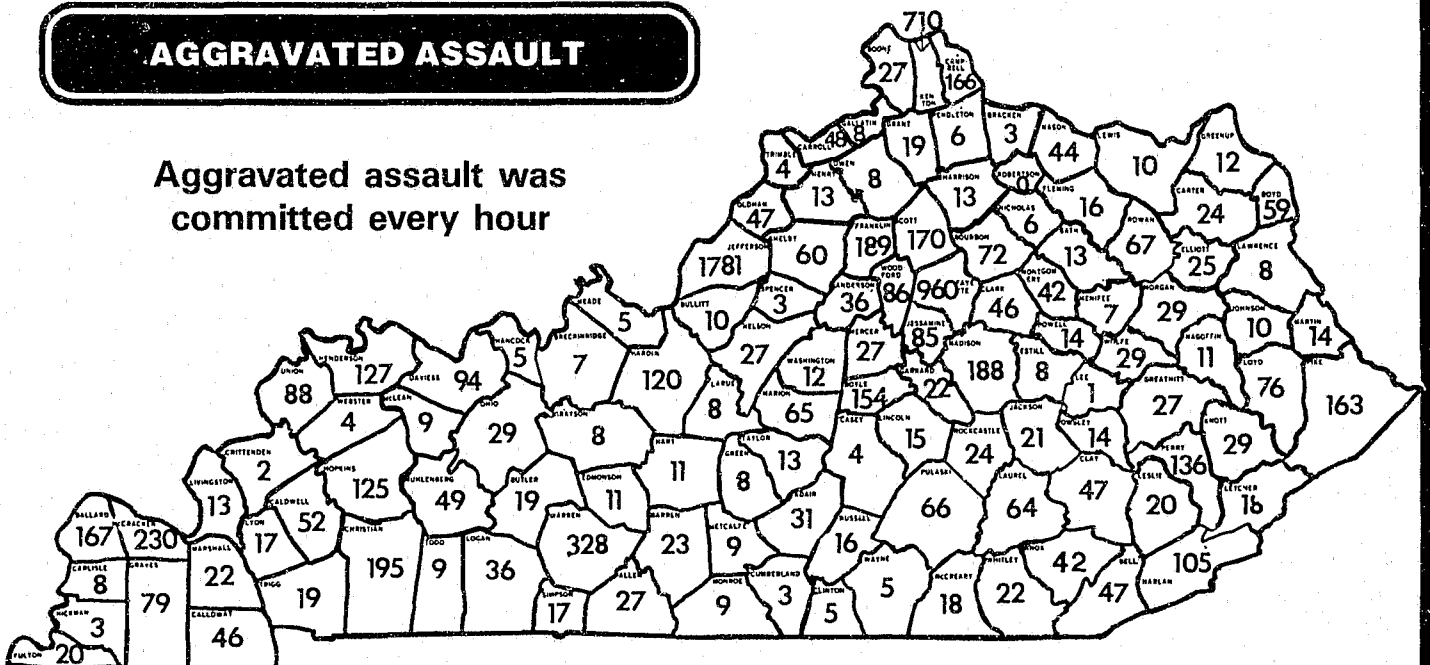
NUMBER REPORTED	CLEARANCES	RATE
8,609	5,121	59%

The 59% clearance rate is high because the victim is frequently related to or acquainted with the assailant. The map below shows the number of assaults per county.



AGGRAVATED ASSAULT

Aggravated assault was committed every hour



WEAPONS USED IN AGGRAVATED ASSAULT

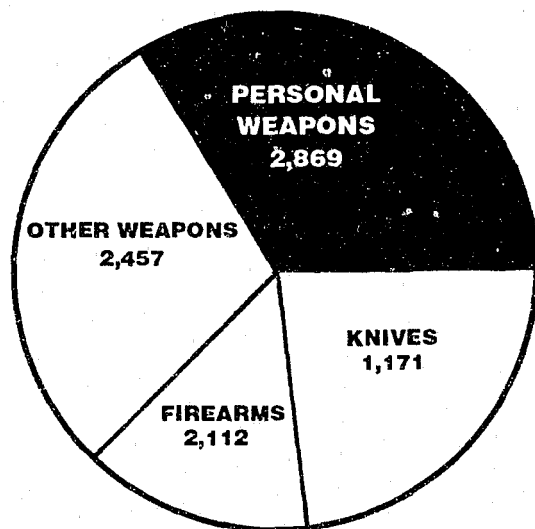
The category of aggravated assault includes the following offenses: assaults or attempts to kill or murder; poisoning; assault with a dangerous or deadly weapon; mayhem, maiming, assault with explosives; and all attempts to commit the foregoing offenses.

Weapons used in aggravated assault are shown in the charts below.

WEAPONS USED IN AGGRAVATED ASSAULT BY PERCENT

TYPE WEAPON	NUMBER	% OF TOTAL
PERSONAL WEAPONS	2,869	33.3%
OTHER WEAPONS	2,457	28.5%
FIREARMS	2,112	24.5%
KNIVES	1,171	13.6%

WEAPONS USED IN



AGGRAVATED ASSAULT



LAW ENFORCEMENT OFFICERS ASSAULTED

A total of 247 police officers were assaulted in Kentucky during 1989. The chart below shows the type of activity the officer was engaged in, the type of weapon used in the assault, and the type of officer assignment.

Of the 247 officers assaulted, 148 officers received personal injury. This number represents 60% of the total number of officers assaulted.

TYPE OF ACTIVITY	Total Assaults by Weapon	TYPE OF WEAPON				TYPE OF ASSIGNMENT						
		Firearm	Knife or Other Cutting Instrument	Other Dangerous Weapon	Hands, Fists, Feet, etc.	Two-Officer Vehicle	One-Officer Vehicle		Detective or Special Assgn.		Other	
							Alone	As-sisted	Alone	As-sisted	Alone	As-sisted
Responding to "Disturbance" calls (family quarrels, man with gun, etc.)	13	1	2	0	10	2	1	8	0	2	0	0
Burglaries in progress or pursuing burglary suspects	11	0	0	5	6	0	2	2	0	1	6	0
Robberies in progress or pursuing robbery suspects	5	3	0	2	0	0	2	1	2	0	0	0
Attempting other arrests	103	6	2	25	70	5	40	44	3	2	3	6
Civil disorder (riot, mass disobedience)	10	4	0	2	4	1	5	4	0	0	0	0
Handling, transporting, custody of prisoners	45	1	0	17	27	4	11	15	0	2	4	9
Investigating suspicious persons or circumstances	27	6	0	2	19	2	12	8	0	3	2	0
Ambush - no warning	6	2	0	1	3	0	2	0	0	0	4	0
Mentally deranged	11	1	2	5	3	2	3	6	0	0	0	0
Traffic pursuits and stops	14	1	0	4	9	1	4	9	0	0	0	0
All other	2	0	0	1	1	0	1	1	0	0	0	0
TOTAL	247	25	6	64	152	17	83	98	5	10	19	15

BURGLARY

DEFINITION

Burglary is the unlawful entering or remaining in a building with the intent to commit a crime, including entries where force of any kind is used to gain entrance, entries where no force was used (an unlocked door or by concealment), and attempts to enter forcibly (even though entry was not actually gained.)

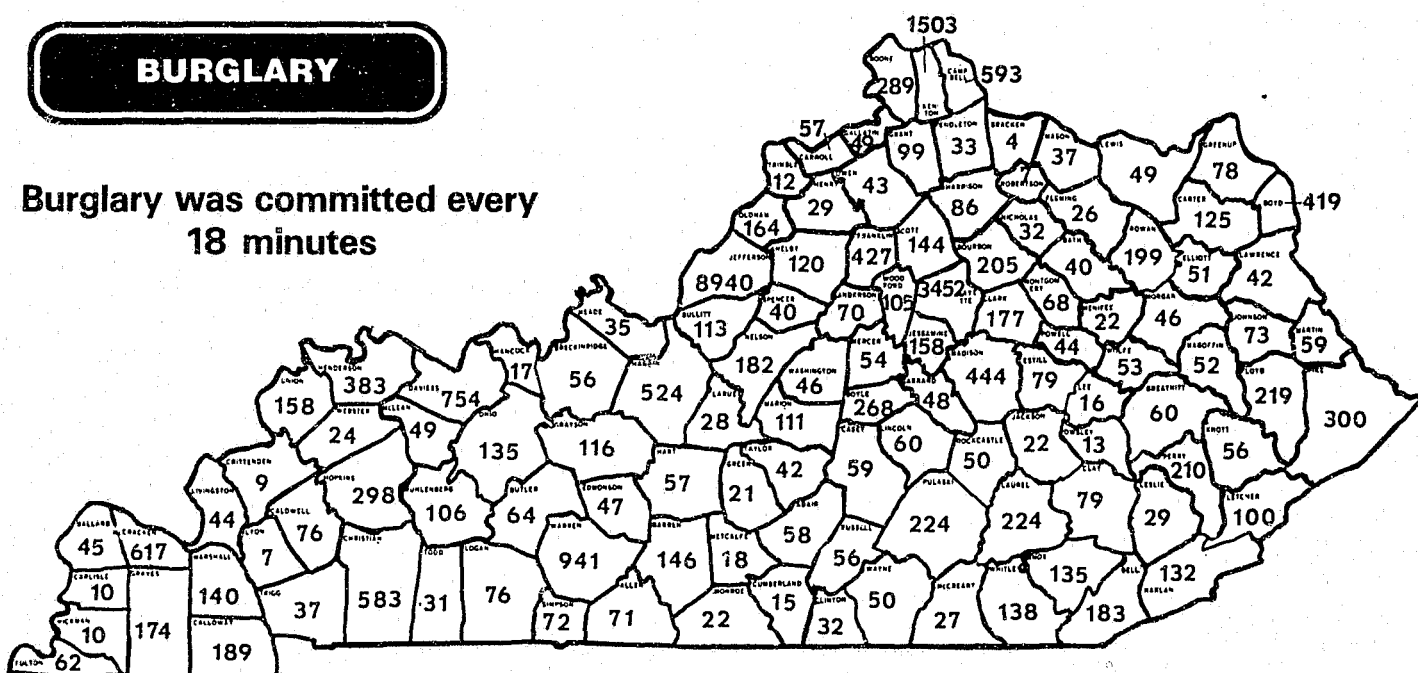
NUMBER REPORTED	CLEARANCES	RATE
28,523	4,023	14%

Burglary, or breaking and entering, is one of the most frequently committed Part I crimes. As shown in the map below, burglary affected each of Kentucky's counties in 1989.



BURGLARY


Burglary was committed every 18 minutes




THE COST OF BURGLARY

Burglary is a crime of opportunity and is most likely to occur when a home or business is not occupied. The number of burglaries, classified by residential and non-residential, including both day and night occurrences and the value of property losses reported, is shown in the table below.

CLASSIFICATION	NUMBER OF OFFENSES	PERCENT OF DISTRIBUTION	TOTAL VALUE	AVERAGE VALUE
Residential: Night	6,371	22.3	\$ 4,674,172	\$ 734
Day	6,729	23.6	\$ 10,089,030	\$ 1,499
Unknown	5,137	18.0	\$ 5,639,525	\$ 1,098
Sub-Total	18,237	63.9	\$ 20,402,727	\$ 1,119
Non-Residential: Night	5,046	17.7	\$ 4,591,884	\$ 910
Day	1,907	6.7	\$ 2,091,118	\$ 1,097
Unknown	3,333	11.7	\$ 2,963,659	\$ 889
Sub-Total	10,286	36.1	\$ 9,646,661	\$ 938
TOTAL	28,523	100	\$ 30,049,388	\$ 1,054



**RESIDENTIAL
BURGLARIES**



**NON-RESIDENTIAL
BURGLARIES**

LARCENY

DEFINITION

Larceny, or larceny-theft, is the unlawful taking of property or articles of value without the use of force, violence, or fraudulent conversion. Included are such offenses as pocket picking, purse snatching (where little or no force is used), shoplifting, thefts from autos, thefts of auto parts and accessories, bicycle thefts, and thefts from buildings when the perpetrator entered legitimately. Con games, forgeries and bad checks, embezzlement, and obtaining money under false pretenses are not included under the category of larceny.

NUMBER REPORTED	CLEARANCES	RATE
67,984	13,933	20%

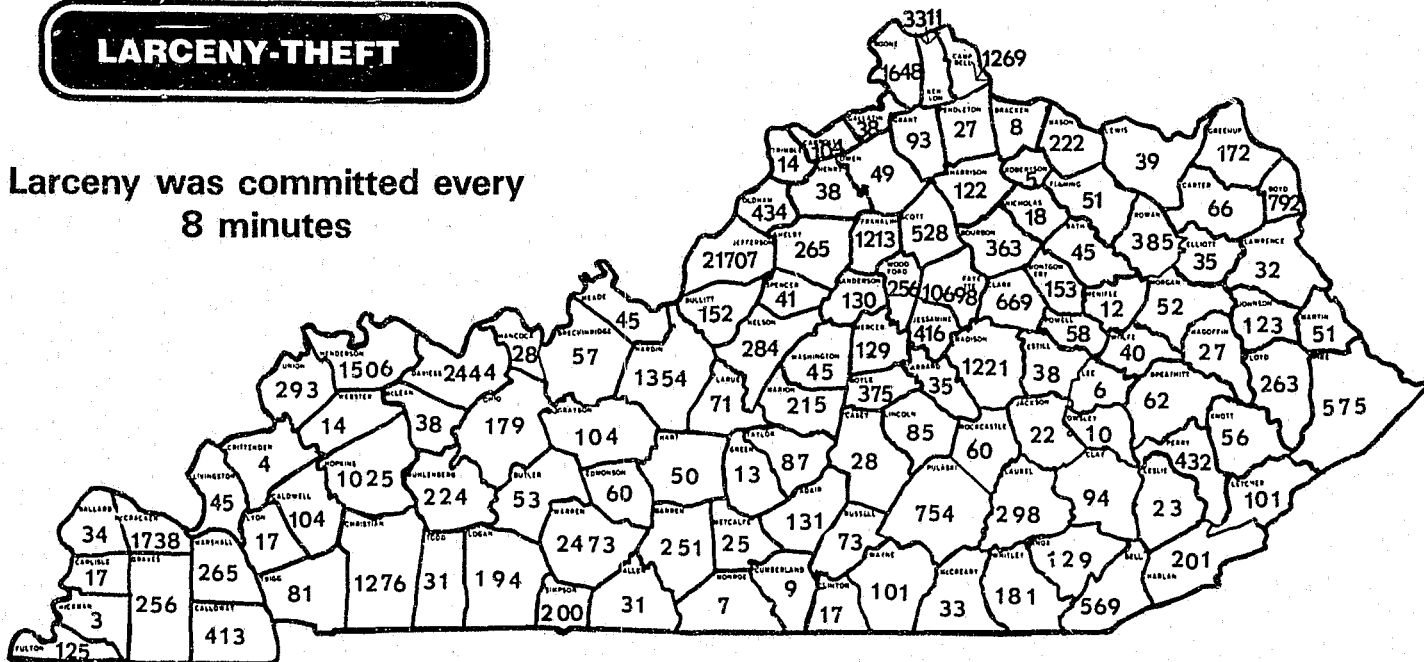
Larceny is the most frequently committed Part I crime. Other than the stolen property itself, there are normally few clues on which to base an investigation. Consequently, the clearance rate for larceny is low-20% in 1989.

Most of Kentucky's counties reported substantial instances of larceny as illustrated in the map below.



LARCENY-THEFT

**Larceny was committed every
8 minutes**




THE COST OF LARCENY

The table below shows the different types of larcenies reported in Kentucky during 1989 by classifications. The number of offenses in each classification as well as the value of the stolen property is shown.

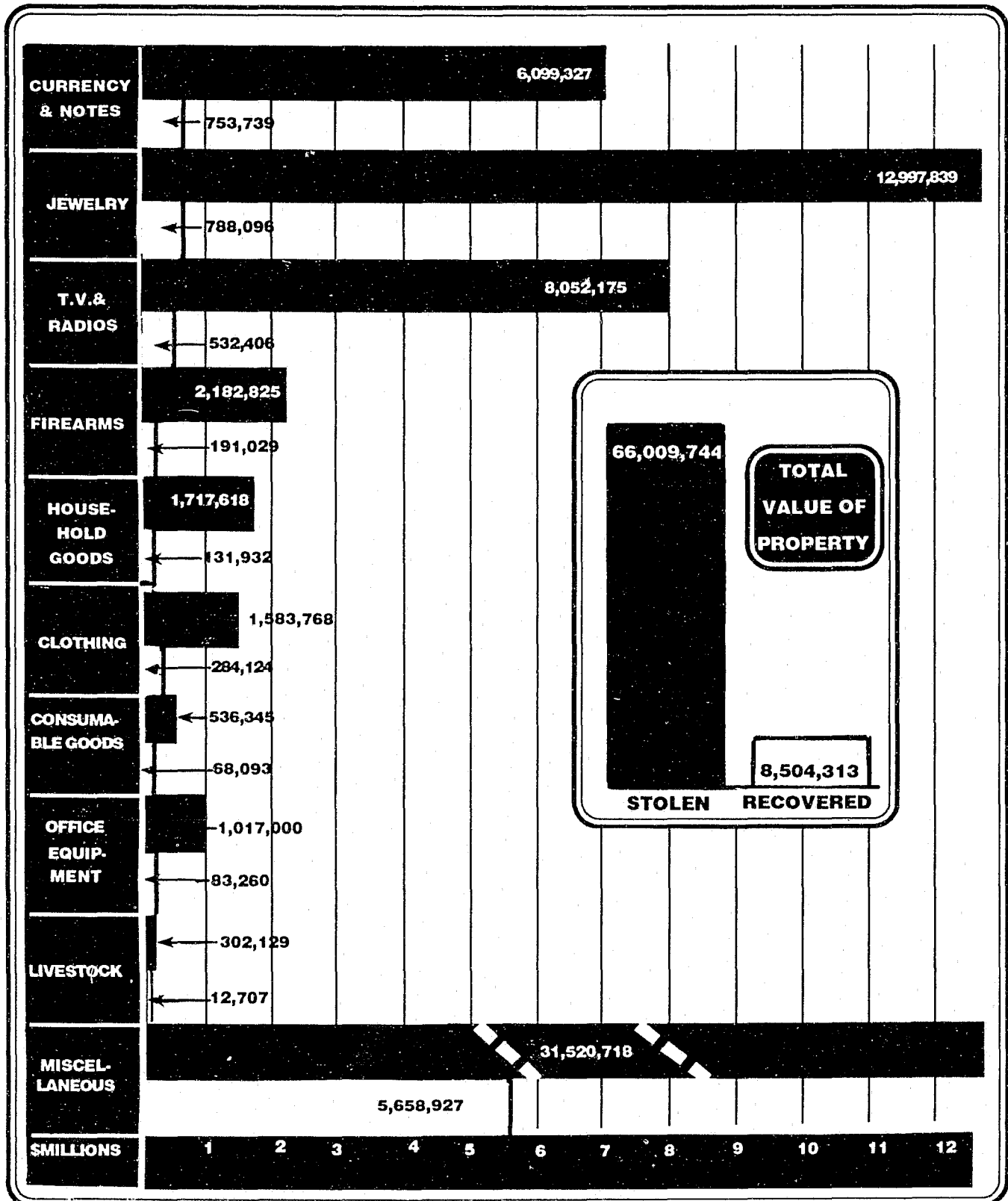
CLASSIFICATION	NUMBER OF OFFENSES	PERCENT OF DISTRIBUTION	TOTAL VALUE	AVERAGE VALUE
Pocket Picking	193	0.3	\$ 50,093	\$ 260
Purse Snatching	524	0.8	\$ 123,015	\$ 235
Shoplifting	10,114	15.0	\$ 845,809	\$ 84
From Autos	14,769	21.7	\$ 5,983,292	\$ 405
Auto Parts and Accessories	10,524	15.5	\$ 3,275,313	\$ 311
Bicycles	3,110	4.6	\$ 444,993	\$ 143
From Buildings	7,934	11.7	\$ 5,059,653	\$ 638
From Coin Operated Machines	831	1.2	\$ 101,591	\$ 122
Livestock	129	0.2	\$ 252,188	\$ 1,955
Farm Equipment	263	0.4	\$ 617,222	\$ 2,347
All Other	19,593	28.4	\$ 12,481,153	\$ 647
TOTAL	67,984	100	\$ 29,234,322	\$ 430

The chart below shows the percentage of occurrence for major types of larceny.



VALUE OF PROPERTY STOLEN/RECOVERED

The estimated value of property reported stolen and recovered in Kentucky during 1989 is illustrated by the graph below. Motor vehicle values are not included in these figures.



AUTO THEFT


DEFINITION

Auto Theft includes all thefts and attempted thefts of motor vehicles. The taking of a vehicle for temporary use when prior authority has been granted would not be classified as auto theft.

NUMBER REPORTED	CLEARANCES	RATE
7,614	1,689	22%

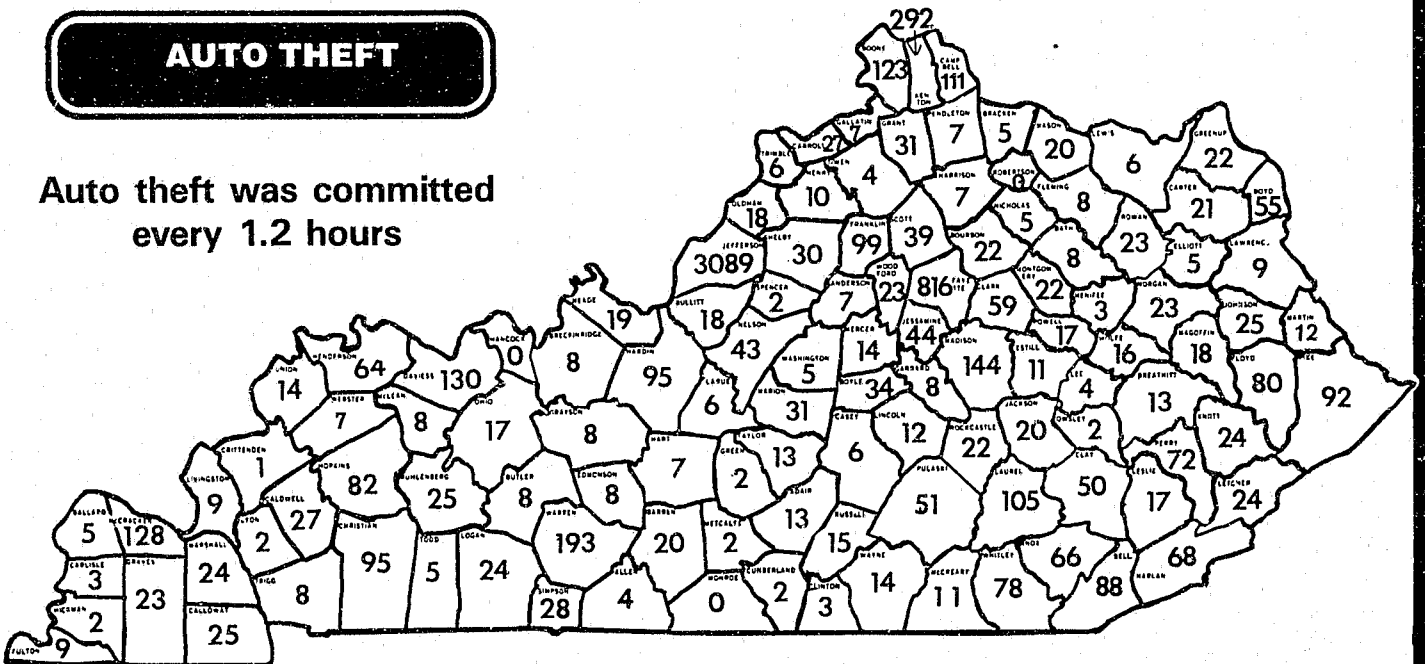
The theft of motor vehicles is a consistent occurrence in most Kentucky counties. Auto thefts reported for each county during 1989 are shown in the map below.

Farm equipment, construction equipment, etc. are not included in these figures.



AUTO THEFT

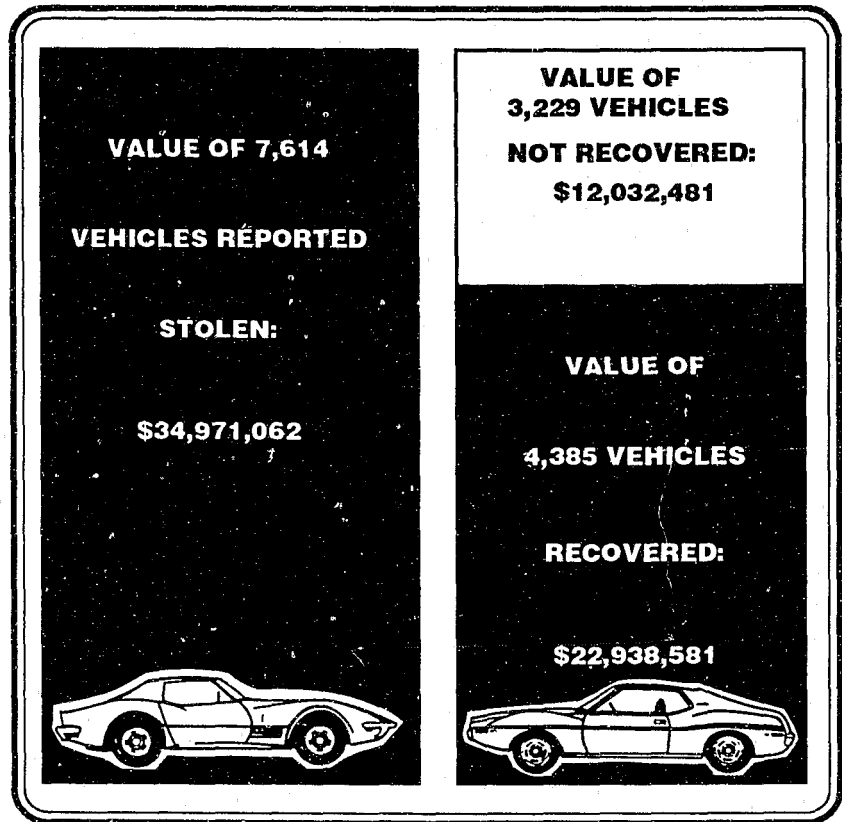
Auto theft was committed every 1.2 hours



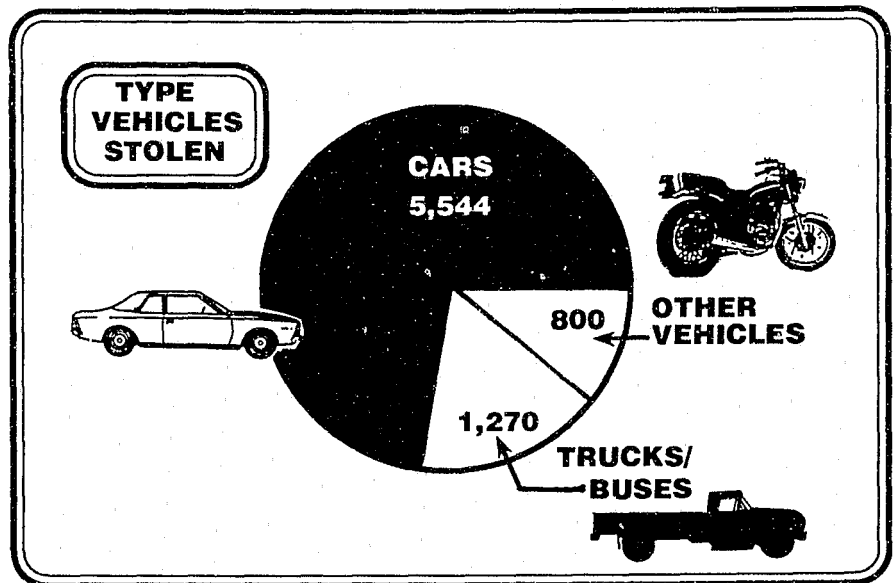
THE COST OF AUTO THEFT

The value of stolen vehicles as well as recovered and non-recovered vehicles are shown in the chart at right.

Of the 7,614 vehicles stolen, 58% were recovered. These figures do not include vehicles stolen out of state and recovered in Kentucky.



A breakdown, by type of vehicle stolen, is shown in the right-hand chart. Cars include automobiles, taxi cabs, and other passenger vehicles. Other vehicles stolen include motorcycles, motor scooters, trailbikes, mopeds, etc.



ARSON


DEFINITION

Arson includes any willful or malicious burning or attempt to burn (with or without intent to defraud) a residence, public building, motor vehicle or aircraft, personal property of another, etc. Only fires determined to have been willfully or maliciously set are classified as arson.

NUMBER REPORTED	CLEARANCES	RATE
1,027	147	14%

The chart below shows the number of arsons by property classification, total arsons cleared, and the estimated value of property damage or destruction.

**Arson was committed every
8.5 hours.**



	PROPERTY CLASSIFICATION	NUMBER OF OFFENSES	TOTAL OFFENSES CLEARED	ESTIMATED VALUE OF PROPERTY DAMAGED
S T R U C T U R A L	Single Occupancy Residential (Houses, Townhouses, Duplexes, etc.)	476	58	\$ 8,362,630
	Other Residential (Apartments, Flats, Hotels, Motels, Dorms, etc.)	69	15	\$ 376,005
	Storage (Barns, Garages, Warehouses, etc.)	101	17	\$ 2,092,293
	Industrial/Manufacturing	5	0	\$ 33,100
	Other Commercial (Stores, Restaurants, Offices, etc.)	69	10	\$ 1,566,398
	Community/Public (Churches, Jails, Schools, Colleges, Hospitals, etc.)	50	19	\$ 1,881,115
	All Other Structures (Outbuildings, Monuments, Buildings under Construction, etc.)	43	9	\$ 1,796,834
	TOTAL STRUCTURE	813	128	\$ 16,108,375
M O B I L E	Motor Vehicles (Autos, Trucks, Buses, Motorcycles, etc.)	187	16	\$ 940,213
	Other Mobile Property (Trailers, Recreational Vehicles, Airplanes, Boats, etc.)	18	2	\$ 57,845
	TOTAL MOBILE	205	18	\$ 998,058
	TOTAL OTHER (fences, etc.)	9	1	\$ 55
	GRAND TOTAL	1,027	147	\$ 17,106,488

KENTUCKY CRIME BY COUNTY/AGENCY - 1989

COUNTY CONTRIB. AGENCIES	Murder	Rape	Robbery	Aggravated Assault	Burglary	Larceny	Vehicle Theft	TOTAL CRIME
ADAIR	3	2	2	31	58	131	13	240
State Police	3	2	1	27	37	35	9	114
Sheriff	0	0	0	2	6	22	1	31
Columbia	0	0	1	2	15	74	3	95
ALLEN	0	3	1	27	71	31	4	137
State Police	0	3	1	7	22	13	1	47
Sheriff	0	0	0	0	14	4	0	18
Scottsville	0	0	0	20	35	14	3	72
ANDERSON	1	5	4	36	70	130	7	253
State Police	1	5	3	17	14	30	0	70
Sheriff	0	0	0	0	20	19	1	40
Lawrenceburg	0	0	1	19	34	76	6	136
Anderson Co. Ptl.	0	0	0	0	2	5	0	7
BALLARD	0	0	1	167	45	34	5	252
State Police	0	0	0	165	12	7	1	185
Sheriff	0	0	1	2	33	27	4	67
LaCenter	0	0	0	0	0	0	0	0
BARREN	2	2	2	23	146	251	20	446
State Police	1	0	1	11	46	24	4	87
Sheriff	0	0	0	1	31	17	3	52
Glasgow	1	2	1	10	53	186	11	264
Cave City	0	0	0	1	7	23	2	33
Park City	0	0	0	0	9	1	0	10
BATH	0	2	2	13	40	45	8	110
State Police	0	2	1	9	32	25	6	75
Sheriff	0	0	0	0	1	1	1	3
Owingsville	0	0	1	4	7	19	1	32
BELL	2	8	6	47	183	569	88	903
State Police	2	4	1	21	69	50	30	177
Sheriff	0	0	0	0	3	10	5	18
Middlesboro	0	4	2	23	96	458	47	630
Pineville	0	0	3	3	15	51	6	78
BOONE	2	8	21	27	289	1648	123	2118
State Police	0	0	0	1	7	13	2	23
Sheriff	0	0	0	1	14	47	3	65
Boone Co. P.D.	0	5	5	15	129	608	39	801
Walton	0	0	0	0	3	6	1	10
Florence	2	3	16	10	133	860	66	1090
Greater Cincinnati Airt.	0	0	0	0	3	114	12	129
BOURBON	2	8	3	72	205	363	22	675
State Police	1	8	1	11	56	97	4	178
Sheriff	0	0	0	4	21	31	4	60
Paris	1	0	2	57	128	235	14	437
Millersburg	0	0	0	0	0	0	0	0

KENTUCKY CRIME BY COUNTY/AGENCY - 1989

COUNTY CONTRIB. AGENCIES	Murder	Rape	Robbery	Aggravated Assault	Burglary	Larceny	Vehicle Theft	TOTAL CRIME
BOYD	3	8	13	59	419	792	55	1349
State Police	0	0	1	11	57	75	11	155
Sheriff	0	0	0	0	13	12	5	30
Ashland	3	8	11	43	326	670	35	1096
Catlettsburg	0	0	1	5	23	35	4	68
BOYLE	2	3	6	154	268	375	34	842
State Police	0	0	0	0	9	10	1	20
Sheriff	0	0	0	0	0	0	0	0
Danville	2	3	6	151	236	341	31	770
Junction City	0	0	0	3	21	20	2	46
Perryville	0	0	0	0	2	4	0	6
BRACKEN	1	2	0	3	4	8	5	23
State Police	1	2	0	3	3	7	5	21
Sheriff	0	0	0	0	0	0	0	0
Augusta	0	0	0	0	1	1	0	2
Brooksville	0	0	0	0	0	0	0	0
BREATHITT	1	2	1	27	60	62	13	166
State Police	1	2	1	23	39	36	9	111
Sheriff	0	0	0	1	2	1	2	6
Jackson	0	0	0	3	19	25	2	49
BRECKINRIDGE	1	0	2	7	56	57	8	131
State Police	1	0	2	7	52	15	4	81
Sheriff	0	0	0	0	1	30	4	35
Hardinsburg	0	0	0	0	0	2	0	2
Cloverport	0	0	0	0	2	0	0	2
Irvington	0	0	0	0	1	10	0	11
BULLITT	0	0	4	10	113	152	18	297
State Police	0	0	0	4	11	12	3	30
Sheriff	0	0	1	2	68	103	9	183
Shepherdsville	0	0	3	1	5	10	1	20
Lebanon Junction	0	0	0	0	0	0	0	0
Mount Washington	0	0	0	0	22	19	5	46
Bullitt Co. Ptl.	0	0	0	0	0	0	0	0
Hillview	0	0	0	3	4	6	0	13
Pioneer Village	0	0	0	0	3	2	0	5
BUTLER	2	0	0	19	64	53	8	146
State Police	2	0	0	15	22	14	1	54
Sheriff	0	0	0	4	32	25	5	66
Morgantown	0	0	0	0	10	14	2	26
CALDWELL	1	2	1	52	76	104	27	263
State Police	1	1	0	4	9	9	4	28
Sheriff	0	0	0	2	19	17	4	42
Princeton	0	1	1	46	48	78	19	193

KENTUCKY CRIME BY COUNTY/AGENCY - 1989

COUNTY CONTRIB. AGENCIES	Murder	Rape	Robbery	Aggravated Assault	Burglary	Larceny	Vehicle Theft	TOTAL CRIME
CALLOWAY	1	2	8	46	189	413	25	684
State Police	0	0	0	5	12	13	1	31
Sheriff	0	0	1	3	81	135	8	228
Murray	1	2	5	32	91	207	15	353
Murray State Univ.	0	0	2	6	5	58	1	72
CAMPBELL	1	17	39	166	593	1269	111	2196
State Police	0	2	0	4	2	3	2	13
Sheriff	0	0	0	0	0	0	0	0
Bellevue	0	3	5	3	9	66	6	92
Campbell Co. P.D.	0	0	4	21	86	83	9	203
Dayton	0	0	2	3	34	30	7	76
Fort Thomas	0	2	0	9	35	99	6	151
Highland Heights	0	0	1	27	18	82	2	130
Newport	1	9	27	99	379	777	75	1367
Alexandria	0	0	0	0	5	10	1	16
Southgate	0	1	0	0	11	11	1	24
Cold Springs	0	0	0	0	8	20	0	28
Wilder	0	0	0	0	0	4	1	5
Northern Ky. Univ.	0	0	0	0	6	83	1	90
Crestview	0	0	0	0	0	0	0	0
Silver Grove	0	0	0	0	0	1	0	1
CARLISLE	0	0	0	8	10	17	3	38
State Police	0	0	0	8	10	8	3	29
Sheriff	0	0	0	0	0	9	0	9
CARROLL	3	1	3	48	57	104	27	243
State Police	3	1	3	11	20	23	4	65
Sheriff	0	0	0	0	14	10	1	25
Carrollton	0	0	0	37	23	71	22	153
CARTER	2	2	3	24	125	66	21	243
State Police	2	1	3	21	88	42	15	172
Sheriff	0	0	0	0	6	2	0	8
Grayson	0	1	0	2	23	17	5	48
Olive Hill	0	0	0	1	8	5	1	15
CASEY	0	1	2	4	59	28	6	100
State Police	0	1	2	4	41	11	3	62
Sheriff	0	0	0	0	9	6	2	17
Liberty	0	0	0	0	9	11	1	21
CHRISTIAN	3	20	56	195	583	1276	95	2228
State Police	0	1	0	17	6	10	5	39
Sheriff	2	1	1	12	110	139	17	282
Hopkinsville	1	12	52	129	413	990	55	1652
Christian Co. P.D.	0	5	0	31	9	31	8	84
Oak Grove	0	1	3	6	45	106	10	171

KENTUCKY CRIME BY COUNTY/AGENCY - 1989

COUNTY CONTRIB. AGENCIES	Murder	Rape	Robbery	Aggravated Assault	Burglary	Larceny	Vehicle Theft	TOTAL CRIME
CLARK	2	0	9	46	177	669	59	962
State Police	1	0	2	3	19	18	6	49
Sheriff	0	0	0	6	73	102	15	196
Winchester	1	0	7	37	85	549	38	717
CLAY	6	1	6	47	79	94	50	283
State Police	6	1	5	34	60	39	38	183
Sheriff	0	0	0	0	0	1	0	1
Manchester	0	0	1	13	19	54	12	99
CLINTON	0	4	1	5	32	17	3	62
State Police	0	4	1	5	24	12	3	49
Sheriff	0	0	0	0	1	0	0	1
Albany	0	0	0	0	7	5	0	12
CRITTENDEN	0	0	0	2	9	4	1	16
State Police	0	0	0	2	7	3	1	13
Sheriff	0	0	0	0	2	0	0	2
Marion	0	0	0	0	0	1	0	1
CUMBERLAND	0	0	0	3	15	9	2	29
State Police	0	0	0	3	6	4	1	14
Sheriff	0	0	0	0	8	3	0	11
Burkesville	0	0	0	0	1	2	1	4
DAVIESS	2	28	27	94	754	2444	130	3479
State Police	0	4	3	28	56	74	7	172
Sheriff	1	3	3	25	176	160	13	381
Owensboro	1	21	21	41	522	2210	110	2926
EDMONSON	2	0	2	11	47	60	8	130
State Police	2	0	2	10	33	8	3	58
Sheriff	0	0	0	1	14	51	5	71
Brownsville	0	0	0	0	0	1	0	1
ELLIOTT	1	1	0	25	51	35	5	118
State Police	1	1	0	25	51	35	5	118
Sheriff	0	0	0	0	0	0	0	0
ESTILL	2	4	1	8	79	38	11	143
State Police	1	4	1	5	29	10	2	52
Sheriff	1	0	0	2	40	23	8	74
Irvine	0	0	0	0	0	0	0	0
Ravenna	0	0	0	1	10	5	1	17
FAYETTE	11	106	370	960	3452	10698	816	16413
State Police	0	0	0	5	1	2	0	8
Lexington	11	104	364	907	3354	9458	785	14983
U. of K. P.D.	0	2	5	32	62	884	31	1016
Ky. Horse Park	0	0	0	0	0	1	0	1
Fayette Co. Schools	0	0	1	16	35	349	0	401
Bluegrass Airport	0	0	0	0	0	4	0	4

KENTUCKY CRIME BY COUNTY/AGENCY - 1989

COUNTY CONTRIB. AGENCIES	Murder	Rape	Robbery	Aggravated Assault	Burglary	Larceny	Vehicle Theft	TOTAL CRIME
FLEMING	0	1	2	16	26	51	8	104
State Police	0	1	2	13	22	29	6	73
Sheriff	0	0	0	2	1	11	0	14
Flemingsburg	0	0	0	1	3	11	2	17
FLOYD	2	4	3	76	219	263	80	647
State Police	2	4	3	67	199	228	67	570
Sheriff	0	0	0	0	1	0	1	2
Prestonsburg	0	0	0	3	16	33	10	62
Wayland	0	0	0	6	3	2	2	13
Wheelwright	0	0	0	0	0	0	0	0
Martin	0	0	0	0	0	0	0	0
FRANKLIN	4	11	27	189	427	1213	99	1970
State Police	2	4	1	33	118	222	33	413
Sheriff	0	1	0	3	7	13	2	26
Frankfort	2	6	26	153	302	978	64	1531
FULTON	1	2	2	20	62	125	9	221
State Police	0	0	0	2	2	3	0	7
Sheriff	0	0	0	0	4	6	0	10
Fulton	0	2	2	16	41	94	7	162
Hickman	1	0	0	2	15	22	2	42
GALLATIN	1	0	0	8	49	38	7	103
State Police	1	0	0	7	32	16	6	62
Sheriff	0	0	0	0	4	7	0	11
Warsaw	0	0	0	1	13	15	1	30
GARRARD	0	0	0	22	48	35	8	113
State Police	0	0	0	18	28	22	4	72
Sheriff	0	0	0	0	0	1	2	3
Lancaster	0	0	0	4	20	12	2	38
GRANT	0	4	3	19	99	93	31	249
State Police	0	4	3	19	88	79	28	221
Sheriff	0	0	0	0	11	12	3	26
Williamstown	0	0	0	0	0	0	0	0
Crittenden	0	0	0	0	0	1	0	1
Dry Ridge	0	0	0	0	0	1	0	1
GRAVES	5	0	7	79	174	256	23	544
State Police	5	0	3	44	42	30	9	133
Sheriff	0	0	1	1	53	60	6	121
Mayfield	0	0	3	34	79	165	8	289
Wingo	0	0	0	0	0	1	0	1
GRAYSON	0	1	2	8	116	104	8	239
State Police	0	1	0	4	23	7	0	35
Sheriff	0	0	2	2	56	22	2	84
Clarkson	0	0	0	0	0	0	0	0
Leitchfield	0	0	0	2	29	69	6	106
Caneyville	0	0	0	0	8	6	0	14

KENTUCKY CRIME BY COUNTY/AGENCY - 1989

COUNTY CONTRIB. AGENCIES	Murder	Rape	Robbery	Aggravated Assault	Burglary	Larceny	Vehicle Theft	TOTAL CRIME
GREEN	2	1	0	8	21	13	2	47
State Police	2	1	0	8	20	3	0	34
Sheriff	0	0	0	0	1	3	2	6
Greensburg	0	0	0	0	0	7	0	7
GREENUP	1	2	4	12	78	172	22	291
State Police	1	1	4	9	39	48	8	110
Sheriff	0	0	0	0	0	0	0	0
Flatwoods	0	0	0	1	22	48	12	83
Greenup	0	0	0	0	1	5	0	6
Raceland	0	1	0	0	2	15	0	18
Russell	0	0	0	2	12	55	2	71
South Shore	0	0	0	0	0	0	0	0
Worthington	0	0	0	0	1	0	0	1
Wurtland	0	0	0	0	1	1	0	2
HANCOCK	0	1	1	5	17	28	0	52
State Police	0	1	1	5	7	9	0	23
Sheriff	0	0	0	0	10	17	0	27
Hawesville	0	0	0	0	0	0	0	0
Lewisport	0	0	0	0	0	2	0	2
HARDIN	2	24	32	120	524	1354	95	2151
State Police	1	9	5	23	83	39	17	177
Sheriff	1	0	1	4	13	20	5	44
Elizabethtown	0	4	16	63	220	749	31	1083
Radcliff	0	11	10	16	186	480	39	742
Vine Grove	0	0	0	14	17	63	3	97
West Point	0	0	0	0	5	3	0	8
HARLAN	3	5	6	105	132	201	68	520
State Police	3	4	3	85	100	135	56	386
Sheriff	0	0	0	0	0	1	4	5
Cumberland	0	0	3	12	15	29	2	61
Harlan	0	1	0	5	11	33	3	53
Loyall	0	0	0	0	0	0	1	1
Evarts	0	0	0	0	0	2	0	2
Benham	0	0	0	0	3	0	2	5
Lynch	0	0	0	3	3	1	0	7
HARRISON	2	1	1	13	86	122	7	232
State Police	2	0	1	2	23	24	0	52
Sheriff	0	0	0	0	24	17	3	44
Cynthiana	0	1	0	11	39	81	4	136
HART	2	4	0	11	57	50	7	131
State Police	2	4	0	11	37	16	4	74
Sheriff	0	0	0	0	20	34	3	57
Horse Cave	0	0	0	0	0	0	0	0
Munfordville	0	0	0	0	0	0	0	0

KENTUCKY CRIME BY COUNTY/AGENCY - 1989

COUNTY CONTRIB. AGENCIES	Murder	Rape	Robbery	Aggravated Assault	Burglary	Larceny	Vehicle Theft	TOTAL CRIME
HENDERSON	4	13	15	127	383	1506	64	2112
State Police	1	2	0	22	37	53	8	123
Sheriff	0	4	1	10	109	196	7	327
Henderson	3	7	14	95	237	1257	49	1662
Corydon	0	0	0	0	0	0	0	0
HENRY	0	0	0	13	29	38	10	90
State Police	0	0	0	8	20	27	6	61
Sheriff	0	0	0	0	0	0	0	0
New Castle	0	0	0	0	0	0	1	1
Eminence	0	0	0	5	9	11	3	28
Campbellsburg	0	0	0	0	0	0	0	0
HICKMAN	0	0	0	3	10	3	2	18
State Police	0	0	0	3	8	2	2	15
Sheriff	0	0	0	0	2	1	0	3
Clinton	0	0	0	0	0	0	0	0
HOPKINS	4	8	8	125	298	1025	82	1550
State Police	4	1	4	39	69	92	27	236
Sheriff	0	0	0	0	2	2	0	4
Madisonville	0	7	4	81	209	884	47	1232
Dawson Springs	0	0	0	3	13	34	7	57
Earlington	0	0	0	2	5	13	1	21
JACKSON	0	0	4	21	22	22	20	89
State Police	0	0	4	21	20	10	10	65
Sheriff	0	0	0	0	2	12	7	21
McKee	0	0	0	0	0	0	3	3
JEFFERSON	51	207	1604	1781	8940	21707	3089	37379
State Police	0	0	0	2	0	10	4	16
Jefferson Co. P.D.	14	75	315	468	3157	10642	872	15543
Louisville	32	122	1195	1209	5180	8608	2010	18356
St. Matthews	0	1	20	14	159	651	44	889
Shively	3	6	44	43	195	366	69	726
Anchorage	0	0	0	1	16	41	8	66
West Buechel	0	0	4	2	19	244	13	282
Jeffersontown	2	2	19	27	76	468	43	637
Lynnview	0	0	1	0	0	6	0	7
St. Regis	0	0	1	1	0	25	0	27
Minor Lane Heights	0	0	0	0	0	6	3	9
Plantation City P.D.	0	0	0	0	2	3	0	5
Indian Hills	0	0	0	0	1	6	0	7
Northfield	0	0	0	0	2	6	0	8
U. of L. Security	0	1	4	10	27	435	18	495
Audubon Park	0	0	0	0	0	0	0	0
Special Police	0	0	0	1	0	6	0	7
Prospect	0	0	1	0	16	44	2	63

KENTUCKY CRIME BY COUNTY/AGENCY - 1989

COUNTY CONTRIB. AGENCIES	Murder	Rape	Robbery	Aggravated Assault	Burglary	Larceny	Vehicle Theft	TOTAL CRIME
JEFFERSON (CONT'D)								
Rolling Hills	0	0	0	0	0	2	0	2
Jefferson Comm. Col.	0	0	0	0	2	8	0	10
Devondale	0	0	0	1	12	13	0	26
Fair Ground Security	0	0	0	2	0	92	2	96
Jeff. Co. Bd. of Ed.	0	0	0	0	76	25	1	102
JESSAMINE	2	9	8	85	158	416	44	722
State Police	1	2	0	15	25	31	4	78
Sheriff	0	0	4	4	37	68	8	121
Nicholasville	1	6	4	66	90	303	25	495
Wilmore	0	1	0	0	6	14	7	28
JOHNSON	3	4	4	10	73	123	25	242
State Police	3	4	4	7	59	44	16	137
Sheriff	0	0	0	0	0	0	0	0
Paintsville	0	0	0	3	14	79	9	105
KENTON	8	37	125	710	1503	3311	292	5986
State Police	0	0	1	6	1	10	3	21
Sheriff	0	0	0	0	0	1	0	1
Covington	8	29	105	576	998	1828	185	3729
Elsmere	0	4	2	6	36	99	12	159
Erlanger	0	0	4	86	97	482	23	692
Fort Wright	0	0	2	2	24	83	7	118
Kenton Co. P.D.	0	0	1	8	141	131	11	292
Park Hills	0	2	1	2	11	28	1	45
Ludlow	0	0	0	2	16	16	5	39
Dixie Police Auth.	0	0	1	5	23	64	12	105
Lakeside Park	0	1	1	2	13	122	4	143
Taylor Mill	0	0	1	1	19	35	1	57
Villa Hills	0	0	1	0	9	31	4	45
Ft. Mitchell	0	1	3	6	41	133	6	190
Bromley	0	0	0	0	2	6	0	8
Edgewood	0	0	1	2	12	120	4	139
Crestview Hill	0	0	0	0	0	0	0	0
Independence	0	0	1	6	60	122	14	203
KNOTT	1	5	0	29	56	56	24	171
State Police	1	5	0	29	56	55	24	170
Sheriff	0	0	0	0	0	1	0	1
Hindman	0	0	0	0	0	0	0	0
KNOX	3	5	7	42	135	129	66	387
State Police	3	5	7	42	106	100	47	310
Sheriff	0	0	0	0	1	0	0	1
Barbourville	0	0	0	0	28	29	19	76
LARUE	0	1	0	8	28	71	6	114
State Police	0	0	0	4	10	15	2	31
Sheriff	0	0	0	3	13	30	3	49
Hodgenville	0	1	0	1	5	26	1	34

KENTUCKY CRIME BY COUNTY/AGENCY - 1989

COUNTY CONTRIB. AGENCIES	Murder	Rape	Robbery	Aggravated Assault	Burglary	Larceny	Vehicle Theft	TOTAL CRIME
LAUREL	4	11	12	64	224	298	105	718
State Police	3	9	7	42	109	99	65	334
Sheriff	0	2	2	19	87	145	15	270
London	1	0	3	3	28	54	25	114
LAWRENCE	0	0	0	8	42	32	9	91
State Police	0	0	0	8	39	22	6	75
Sheriff	0	0	0	0	1	5	0	6
Louisa	0	0	0	0	2	5	3	10
LEE	0	0	0	1	16	6	4	27
State Police	0	0	0	1	15	5	3	24
Sheriff	0	0	0	0	0	1	1	2
Beattyville	0	0	0	0	1	0	0	1
LESLIE	7	1	5	20	29	23	17	102
State Police	7	1	5	20	29	23	17	102
Sheriff	0	0	0	0	0	0	0	0
LETCHER	2	5	2	18	100	101	24	252
State Police	2	5	2	17	95	81	19	221
Sheriff	0	0	0	0	1	3	0	4
Whitesburg	0	0	0	0	3	13	3	19
Jenkins	0	0	0	1	1	4	2	8
Fleming-Neon	0	0	0	0	0	0	0	0
LEWIS	1	7	3	10	49	39	6	115
State Police	1	7	3	10	48	32	4	105
Sheriff	0	0	0	0	0	1	0	1
Vanceburg	0	0	0	0	1	6	2	9
LINCOLN	2	4	0	15	60	85	12	178
State Police	2	1	0	14	17	12	3	49
Sheriff	0	2	0	0	31	49	4	86
Stanford	0	1	0	1	10	24	4	40
Hustonville	0	0	0	0	0	0	0	0
Crab Orchard	0	0	0	0	2	0	1	3
LIVINGSTON	0	0	2	13	44	45	9	113
State Police	0	0	2	12	6	9	1	30
Sheriff	0	0	0	1	38	36	8	83
LOGAN	0	13	4	36	76	194	24	347
State Police	0	11	0	9	18	7	4	49
Sheriff	0	1	1	1	33	47	3	86
Russellville	0	1	3	26	23	131	15	199
Auburn	0	0	0	0	2	9	0	11
Adairville	0	0	0	0	0	0	1	1
Lewisburg	0	0	0	0	0	0	1	1
LYON	1	1	1	17	7	17	2	46
State Police	1	1	1	17	7	16	2	45
Sheriff	0	0	0	0	0	0	0	0
Lyon Commonwealth Atty.	0	0	0	0	0	1	0	1
Lyon County P.D.	0	0	0	0	0	0	0	0

KENTUCKY CRIME BY COUNTY/AGENCY - 1989

COUNTY CONTRIB. AGENCIES	Murder	Rape	Robbery	Aggravated Assault	Burglary	Larceny	Vehicle Theft	TOTAL CRIME
McCRACKEN	1	11	44	230	617	1738	128	2769
State Police	0	1	2	25	43	76	10	157
Sheriff	0	3	4	74	154	335	27	597
Paducah	1	7	38	131	420	1327	91	2015
McCREARY	3	1	4	18	27	33	11	97
State Police	3	1	3	17	27	32	11	94
Sheriff	0	0	1	1	0	1	0	3
McLEAN	1	0	0	9	49	38	8	105
State Police	1	0	0	7	39	25	4	76
Sheriff	0	0	0	2	9	12	2	25
Calhoun	0	0	0	0	0	1	2	3
Livermore	0	0	0	0	1	0	0	1
MADISON	1	5	20	188	444	1221	144	2023
State Police	1	3	6	35	130	111	30	316
Sheriff	0	0	0	0	27	53	5	85
Berea	0	0	1	18	62	172	11	264
Richmond	0	1	13	124	204	597	77	1016
E.K.U. Security	0	1	0	11	21	288	21	342
MAGOFFIN	0	1	2	11	52	27	18	111
State Police	0	1	2	11	52	24	16	106
Sheriff	0	0	0	0	0	3	2	5
Salyersville	0	0	0	0	0	0	0	0
MARION	0	4	2	65	111	215	31	428
State Police	0	1	0	13	34	21	13	82
Sheriff	0	0	0	1	14	21	2	38
Lebanon	0	3	2	51	63	173	16	308
MARSHALL	0	1	3	22	140	265	24	455
State Police	0	1	1	13	27	42	5	89
Sheriff	0	0	2	5	78	154	12	251
Benton	0	0	0	0	14	35	5	54
Calvert City	0	0	0	4	21	34	2	61
MARTIN	1	2	3	14	59	51	12	142
State Police	1	2	3	14	59	51	12	142
Sheriff	0	0	0	0	0	0	0	0
MASON	1	1	1	44	37	222	20	326
State Police	1	0	1	1	0	3	0	6
Sheriff	0	0	0	0	1	9	1	11
Washington	0	0	0	0	1	2	0	3
Maysville	0	1	0	43	35	208	19	306
MEADE	0	1	2	5	35	45	19	107
State Police	0	1	1	4	13	13	4	36
Sheriff	0	0	0	0	17	15	8	40
Brandenburg	0	0	0	1	5	9	3	18
Muldraugh	0	0	1	0	0	8	4	13
MENIFEE	1	0	0	7	22	12	3	45
State Police	1	0	0	7	22	12	3	45
Sheriff	0	0	0	0	0	0	0	0

KENTUCKY CRIME BY COUNTY/AGENCY - 1989

COUNTY CONTRIB. AGENCIES	Murder	Rape	Robbery	Aggravated Assault	Burglary	Larceny	Vehicle Theft	TOTAL CRIME
MERCER	0	5	2	27	54	129	14	231
State Police	0	2	1	12	28	21	3	67
Sheriff	0	0	0	0	1	2	0	3
Harrodsburg	0	3	1	15	25	106	10	160
Burgin	0	0	0	0	0	0	1	1
METCALFE	1	0	0	9	18	25	2	55
State Police	1	0	0	9	11	14	1	36
Sheriff	0	0	0	0	7	8	1	16
Edmonton	0	0	0	0	0	3	0	3
MONROE	3	4	0	9	22	7	0	45
State Police	3	4	0	9	22	7	0	45
Sheriff	0	0	0	0	0	0	0	0
Tompkinsville	0	0	0	0	0	0	0	0
Gamaliel	0	0	0	0	0	0	0	0
MONTGOMERY	3	4	4	42	68	153	22	296
State Police	1	3	1	11	29	17	5	67
Sheriff	0	0	0	0	0	0	0	0
Mount Sterling	2	1	3	31	39	136	17	229
MORGAN	1	2	1	29	46	52	23	154
State Police	0	2	1	29	37	27	15	111
Sheriff	0	0	0	0	0	0	0	0
West Liberty	1	0	0	0	9	25	8	43
MUHLENBERG	1	5	1	49	106	224	25	411
State Police	1	4	1	34	45	58	15	158
Sheriff	0	0	0	0	7	8	0	15
Greenville	0	0	0	2	10	38	0	50
Central City	0	1	0	13	44	120	10	188
NELSON	3	4	5	27	182	284	43	548
State Police	1	2	0	4	36	11	5	59
Sheriff	0	0	0	1	25	53	10	89
Bardstown	2	0	5	13	77	165	21	283
Bloomfield	0	0	0	0	3	1	0	4
New Haven	0	0	0	0	0	0	0	0
Nelson County P.D.	0	2	0	9	41	54	7	113
NICHOLAS	0	0	2	6	32	18	5	63
State Police	0	0	2	6	28	16	4	56
Sheriff	0	0	0	0	0	0	0	0
Carlisle	0	0	0	0	4	2	1	7
OHIO	1	2	4	29	135	179	17	367
State Police	1	2	4	21	56	92	12	188
Sheriff	0	0	0	7	58	58	5	128
Hartford	0	0	0	1	12	24	0	37
Beaver Dam	0	0	0	0	9	5	0	14

KENTUCKY CRIME BY COUNTY/AGENCY - 1989

COUNTY CONTRIB. AGENCIES	Murder	Rape	Robbery	Aggravated Assault	Burglary	Larceny	Vehicle Theft	TOTAL CRIME
OLDHAM	2	5	3	47	164	434	18	673
State Police	0	2	0	7	26	41	6	82
Sheriff	0	0	0	0	11	6	0	17
LaGrange	0	0	0	22	29	142	3	196
Pewee Valley	0	0	0	0	1	6	0	7
Oldham Co. P.D.	2	3	3	18	97	239	9	371
OWEN	0	3	0	8	43	49	4	107
State Police	0	3	0	7	32	24	2	68
Sheriff	0	0	0	0	10	23	2	35
Owenton	0	0	0	1	1	2	0	4
OWSLEY	0	0	1	14	13	10	2	40
State Police	0	0	1	14	13	9	2	39
Sheriff	0	0	0	0	0	1	0	1
PENDLETON	0	4	0	6	33	27	7	77
State Police	0	4	0	5	27	18	3	57
Sheriff	0	0	0	0	0	0	0	0
Falmouth	0	0	0	1	6	9	4	20
Butler	0	0	0	0	0	0	0	0
PERRY	5	3	13	136	210	432	72	871
State Police	4	2	8	108	132	149	45	448
Sheriff	0	0	0	0	0	1	0	1
Hazard	1	1	5	28	78	282	27	422
PIKE	4	11	7	163	300	575	92	1152
State Police	4	9	6	144	245	393	63	864
Sheriff	0	0	0	2	25	60	13	100
Pikeville	0	2	1	17	30	122	16	188
POWELL	3	0	1	14	44	58	17	137
State Police	3	0	1	14	44	55	17	134
Sheriff	0	0	0	0	0	0	0	0
Stanton	0	0	0	0	0	3	0	3
Clay City	0	0	0	0	0	0	0	0
PULASKI	1	2	2	66	224	754	51	1100
State Police	0	2	0	9	7	14	1	33
Sheriff	1	0	0	5	132	160	29	327
Somerset	0	0	2	52	85	580	21	740
Burnside	0	0	0	0	0	0	0	0
ROBERTSON	0	0	0	0	7	5	0	12
State Police	0	0	0	0	7	4	0	11
Sheriff	0	0	0	0	0	1	0	1
ROCKCASTLE	1	4	3	24	50	60	22	164
State Police	1	4	3	24	40	16	9	97
Sheriff	0	0	0	0	5	39	7	51
Livingston	0	0	0	0	0	0	1	1
Mount Vernon	0	0	0	0	5	5	5	15
Brodhead	0	0	0	0	0	0	0	0

KENTUCKY CRIME BY COUNTY/AGENCY - 1989

COUNTY CONTRIB. AGENCIES	Murder	Rape	Robbery	Aggravated Assault	Burglary	Larceny	Vehicle Theft	TOTAL CRIME
ROWAN	2	16	1	67	199	385	23	693
State Police	2	11	1	45	82	138	17	296
Sheriff	0	0	0	0	0	0	0	0
Morehead	0	3	0	18	33	122	6	182
Morehead St. Univ.	0	2	0	4	84	125	0	215
RUSSELL	4	1	1	16	56	73	15	166
State Police	4	1	1	13	33	18	9	79
Sheriff	0	0	0	0	6	0	0	6
Jamestown	0	0	0	3	6	10	1	20
Russell Springs	0	0	0	0	11	45	5	61
SCOTT	0	4	13	170	144	528	39	898
State Police	0	1	1	1	14	12	4	33
Sheriff	0	1	6	17	43	138	16	221
Scott Co. P.D.	0	0	0	0	0	0	0	0
Georgetown	0	2	6	152	87	378	19	644
SHELBY	5	32	2	60	120	265	30	514
State Police	4	31	2	21	54	55	18	185
Sheriff	0	0	0	1	8	44	1	54
Shelbyville	1	1	0	38	58	166	11	275
SIMPSON	2	1	11	17	72	200	28	331
State Police	2	1	4	5	10	19	3	44
Sheriff	0	0	2	0	22	28	5	57
Franklin	0	0	5	12	40	153	20	230
SPENCER	1	1	0	3	40	41	2	88
State Police	1	1	0	3	35	27	2	69
Sheriff	0	0	0	0	5	13	0	18
Taylorsville	0	0	0	0	0	1	0	1
TAYLOR	2	0	1	13	42	87	13	158
State Police	1	0	0	3	12	21	3	40
Sheriff	0	0	0	0	2	6	0	8
Campbellsville	1	0	1	10	28	60	10	110
Taylor Co. Patrol	0	0	0	0	0	0	0	0
TODD	2	0	4	9	31	31	5	82
State Police	2	0	4	8	26	17	5	62
Sheriff	0	0	0	0	0	0	0	0
Elkton	0	0	0	1	5	14	0	20
Guthrie	0	0	0	0	0	0	0	0
TRIGG	0	0	1	19	37	81	8	146
State Police	0	0	0	11	11	9	2	33
Sheriff	0	0	0	5	22	23	1	51
Cadiz	0	0	1	2	4	33	2	42
Land Btwn the Lakes	0	0	0	1	0	16	3	20
TRIMBLE	0	0	0	4	12	14	6	36
State Police	0	0	0	4	6	3	5	18
Sheriff	0	0	0	0	6	11	1	18
UNION	0	3	4	88	158	293	14	560
State Police	0	2	2	28	33	39	6	110

KENTUCKY CRIME BY COUNTY/AGENCY - 1989

COUNTY CONTRIB. AGENCIES	Murder	Rape	Robbery	Aggravated Assault	Burglary	Larceny	Vehicle Theft	TOTAL CRIME
UNION (CONT'D)								
Sheriff	0	1	1	3	19	67	0	91
Morganfield	0	0	1	53	85	141	5	285
Sturgis	0	0	0	4	14	42	3	63
Uniontown	0	0	0	0	7	4	0	11
WARREN	1	34	38	328	941	2473	193	4008
State Police	0	8	2	90	119	131	35	385
Sheriff	0	0	3	0	33	86	6	128
Bowling Green	1	26	31	238	785	2133	148	3362
Western Ky. Univ.	0	0	2	0	4	123	4	133
WASHINGTON	0	1	1	12	46	45	5	110
State Police	0	1	1	9	17	12	1	44
Sheriff	0	0	0	1	21	22	1	45
Springfield	0	0	0	2	8	11	3	24
WAYNE	0	0	0	5	50	101	14	170
State Police	0	0	0	3	8	3	1	15
Sheriff	0	0	0	0	0	0	0	0
Monticello	0	0	0	2	42	98	13	155
WEBSTER	0	1	0	4	24	14	7	50
State Police	0	1	0	4	18	14	5	42
Sheriff	0	0	0	0	6	0	2	8
Providence	0	0	0	0	0	0	0	0
Sebree	0	0	0	0	0	0	0	0
WHITLEY	13	5	6	22	138	181	78	443
State Police	11	2	3	21	79	67	28	211
Sheriff	0	0	0	0	24	24	4	52
Corbin	2	2	3	1	31	71	34	144
Williamsburg	0	1	0	0	4	19	12	36
WOLFE	2	3	1	29	53	40	16	144
State Police	2	3	1	29	53	40	16	144
Sheriff	0	0	0	0	0	0	0	0
WOODFORD	0	8	2	86	105	256	23	480
State Police	0	2	0	5	2	4	0	13
Sheriff	0	0	0	0	0	0	0	0
Versailles	0	3	1	38	41	157	12	252
Woodford Co. P.D.	0	3	1	43	62	95	11	215
Statewide Agencies	0	0	0	6	16	123	0	145
TOTAL	249	829	2706	8609	28523	67984	7614	116514

Statewide agencies are those agencies with statewide jurisdiction. They include: Vehicle Regulation, Motor Vehicle Enforcement, Probation and Parole, Park Security Section, Facilities Security Section, Department for Human Resources, Water Safety Division, Forestry Enforcement Section, Kentucky Department of Justice, Department of Surface Mining Reclamation and Enforcement, Water Patrol, Fish and Wildlife Enforcement, Mines and Minerals Task Force, Alcoholic Beverage Control.



STATE ARREST DATA

STATE ARREST DATA

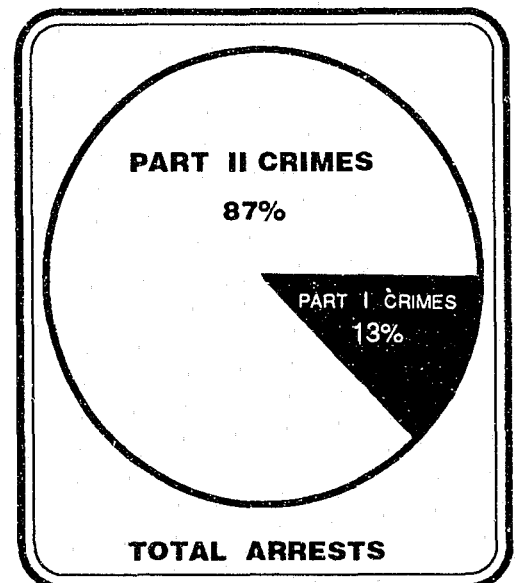
PART I CRIMES	ARRESTS	% OF TOTAL
Murder & Non-Negligent Manslaughter	309	0.12
Forcible Rape	444	0.18
Robbery	1,124	0.45
Aggravated Assault	8,173	3.28
Burglary	4,611	1.85
Larceny-Theft	16,037	6.44
Auto Theft	1,338	0.54
Sub Total for Above Offenses	32,036	12.86

PART II CRIMES	ARRESTS	% OF TOTAL
Manslaughter by Negligence	32	0.01
Other Assaults	10,632	4.27
Arson	315	0.13
Forgery & Counterfeiting	4,579	1.84
Fraud	22,525	9.04
Embezzlement	1,090	0.44
Stolen Property: Buying, Receiving, Possession	4,398	1.77
Vandalism	4,577	1.84
Weapons: Carrying, Possession, Etc.	2,787	1.12
Prostitution & Commercialized Vice	597	0.24
Sex Offenses (Except Forcible Rape & Prostitution)	3,073	1.23
Narcotic Drug Laws	16,809	6.75
Gambling	201	0.08
Offenses Against Family & Children	3,566	1.43
Driving Under the Influence	41,283	16.57
Liquor Laws	4,890	1.96
Drunkenness	49,866	20.01
Disorderly Conduct	19,416	7.79
All Other Offenses (Except Traffic)	26,256	10.54
Curfew & Loitering Laws	100	0.04
Runaways	133	0.05
Sub Total for Above Offenses	217,125	87.15

Total arrests figures for 1989 show an increase of 25,523 arrests over 1988. This 11% increase is primarily due to improved reporting processes on the part of both law enforcement agencies and the court system. The many agencies with "ICAP" computer hardware are now entering arrest data directly from the agency copy of the Uniform Citation. These agencies are also entering disposition data from the court copy of the citation form. The State Police Records Section continues to enter both agency and court arrest data directly and, as well, enters arrest data and disposition from the court copy of the citation for all felonies and misdemeanors for all local police departments which do not have their own computer. It must be noted that arrest data for these non-computerized agencies are derived solely from the court copy, with the exception of DUI arrests which these agencies report directly to the KSP Records Section.

In summary, because of the new process for capturing arrest data, the increases shown (1989 vs. previous years) should be interpreted in light of the new process.

A comparison of Part I and Part II arrest data is shown in the pie chart below.



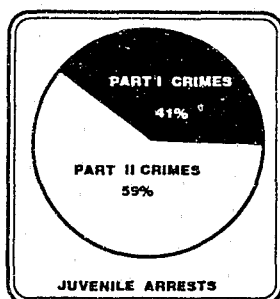
STATE ARREST TOTAL	249,161
---------------------------	----------------

TOTAL ARRESTS BY AGE—JUVENILE

PART I CRIMES	10 And Under	11- 12	13- 14	15	16	17	TOTAL Under 18
Murder & Non-Negligent Manslaughter	0	0	0	2	5	4	11
Forcible Rape	0	7	10	25	15	11	68
Robbery	1	4	22	19	36	44	126
Aggravated Assault	13	22	72	56	92	126	381
Burglary	56	78	228	164	260	277	1,063
Larceny-Theft	188	348	800	472	643	798	3,249
Auto Theft	6	15	64	98	106	101	390
Sub Total for Above Offenses	264	474	1,196	836	1,157	1,361	5,288

PART II CRIMES	10 And Under	11- 12-	13- 14	15	16	17	TOTAL Under 18
Manslaughter by Negligence	0	1	0	1	0	2	4
Other Assaults	18	18	47	44	68	108	303
Arson	12	10	17	12	12	8	71
Forgery & Counterfeiting	0	7	10	29	39	120	205
Fraud	13	6	13	36	41	57	166
Embezzlement	0	1	2	0	1	5	9
Stolen Property: Buying, Receiving, Possession	3	36	122	118	137	169	585
Vandalism	52	79	107	108	139	169	654
Weapons: Carrying, Possession, Etc.	0	3	16	22	38	69	148
Prostitution & Commercialized Vice	0	0	0	2	1	5	8
Sex Offenses (Except Forcible Rape & Prostitution)	2	19	30	84	26	34	195
Narcotic Drug Laws	9	17	63	80	142	299	610
Gambling	0	0	0	0	0	2	2
Offenses Against Family	1	1	1	2	6	12	23
Driving Under the Influence	31	6	4	17	131	415	604
Liquor Laws	3	14	43	69	212	374	715
Drunkenness	21	20	53	114	218	456	882
Disorderly Conduct	17	50	150	158	208	345	928
All Other Offenses (Except Traffic)	33	63	284	211	301	431	1,323
Curfew & Loitering Laws	0	1	31	14	25	13	84
Runaways	3	5	36	33	31	25	133
Sub Total for Above Offenses	218	357	1,029	1,154	1,776	3,118	7,652

GRAND TOTAL	482	831	2,225	1,990	2,933	4,479	12,940
-------------	-----	-----	-------	-------	-------	-------	--------



A comparison of Part I and Part II juvenile arrests is shown in the pie chart.

TOTAL ARRESTS BY AGE—ADULT

PART I CRIMES	18	19	20	21	22	23	24	25-29	30-34
Murder & Non-Negligent Manslaughter	7	10	11	15	7	14	18	65	44
Forcible Rape	15	10	13	9	11	15	10	94	102
Robbery	80	89	66	54	82	61	38	210	142
Aggravated Assault	366	357	373	400	347	351	322	1,593	1,224
Burglary	521	416	331	218	200	167	159	616	377
Larceny-Theft	1,301	1,029	712	748	652	567	588	2,126	1,597
Auto Theft	166	111	57	58	44	32	34	138	96
Sub Total for Above Offenses	2,456	2,022	1,563	1,502	1,343	1,207	1,169	4,842	3,582

PART II CRIMES	18	19	20	21	22	23	24	25-29	30-34
Murder & Non-Negligent Manslaughter	1	1	0	2	0	3	1	10	3
Other Assaults	395	421	376	419	426	454	466	2,346	1,784
Arson	11	17	19	10	9	8	10	64	25
Forgery & Counterfeiting	337	351	262	253	194	154	159	917	868
Fraud	474	876	943	1,238	1,204	919	1,102	4,827	4,275
Embezzlement	20	30	27	62	53	51	45	224	177
Stolen Property: Buying, Receiving, Possession	391	322	267	239	175	188	138	680	423
Vandalism	366	366	317	277	186	210	183	816	483
Weapons: Carrying, Possession, Etc.	175	137	112	124	118	115	106	568	367
Prostitution & Commercialized Vice	13	17	19	34	26	42	42	158	108
Sex Offenses (Except Forcible Rape & Prostitution)	47	40	83	57	66	58	64	355	300
Narcotic Drug Laws	884	978	894	837	788	832	875	3,880	2,982
Gambling	1	0	1	1	0	0	0	8	22
Offenses Against Family	268	194	198	238	194	206	153	727	542
Driving Under the Influence	1,125	1,345	1,399	1,640	1,650	1,691	1,759	8,948	7,101
Liquor Laws	1,260	1,189	832	90	25	33	18	103	70
Drunkenness	1,845	1,964	1,868	2,091	1,961	1,939	1,811	9,359	7,532
Disorderly Conduct	916	931	837	854	889	885	831	4,062	3,008
All Other Offenses (Except Traffic)	1,085	1,190	1,162	1,147	1,172	1,177	1,186	5,270	4,134
Curfew & Loitering Laws	3	1	4	3	1	1	1	0	0
Runaways	0	0	0	0	0	0	0	0	0
Sub Total for Above Offenses	9,617	10,370	9,620	9,616	9,137	8,966	8,950	43,322	34,204

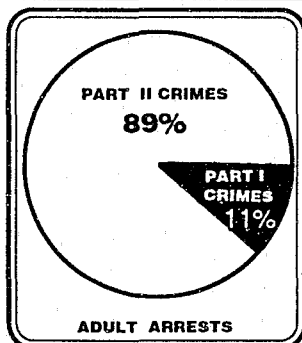
GRAND TOTAL	12,073	12,391	11,166	11,048	10,428	10,107	10,080	47,829	37,786
-------------	--------	--------	--------	--------	--------	--------	--------	--------	--------

TOTAL ARRESTS BY AGE—ADULT (Continued)

PART I CRIMES	35-39	40-44	45-49	50-54	55-59	60-64	65 And Over	TOTAL 18 and Over	AGE UNK.
Murder & Non-Negligent Manslaughter	28	24	16	13	9	5	10	298	2
Forcible Rape	47	23	8	10	3	1	2	373	3
Robbery	87	36	21	4	10	4	6	990	8
Aggravated Assault	993	557	300	158	150	94	173	7,758	34
Burglary	242	99	56	20	11	13	45	3,491	57
Larceny-Theft	1,047	730	388	270	254	195	379	12,583	205
Auto Theft	58	38	34	10	7	5	18	906	42
Sub Total for Above Offenses	2,502	1,507	823	485	444	317	633	26,397	351

PART II CRIMES	35-39	40-44	45-49	50-54	55-59	60-64	65 And Over	TOTAL 18 and Over	AGE UNK.
Manslaughter by Negligence	4	2	0	1	0	0	0	28	0
Other Assaults	1,179	725	482	309	154	107	222	10,265	64
Arson	19	12	13	5	7	3	9	241	3
Forgery & Counterfeiting	335	202	127	156	27	12	12	4,366	8
Fraud	2,625	1,724	877	406	220	176	400	22,286	73
Embezzlement	97	72	116	44	19	8	29	1,074	7
Stolen Property: Buying, Receiving, Possession	208	160	127	355	69	21	25	3,788	25
Vandalism	270	183	70	46	17	15	85	3,890	33
Weapons: Carrying, Possession, Etc.	289	193	114	87	40	43	45	2,633	6
Prostitution & Commercialized Vice	67	26	14	10	3	5	3	587	2
Sex Offenses (Except Forcible Rape & Prostitution)	411	852	185	106	50	29	168	2,871	7
Narcotic Drug Laws	1,616	834	391	136	101	53	88	16,169	30
Gambling	29	14	30	28	15	23	26	198	1
Offenses Against Family	392	185	85	41	33	12	68	3,536	7
Driving Under the Influence	4,908	3,324	2,186	1,409	1,001	558	587	40,631	48
Liquor Laws	82	84	83	83	64	38	96	4,150	25
Drunkenness	5,375	4,169	2,785	2,340	1,592	1,045	1,191	48,867	117
Disorderly Conduct	1,757	1,253	717	505	291	204	445	18,385	103
All Other Offenses (Except Traffic)	2,539	1,720	1,095	743	442	309	488	24,859	74
Curfew & Loitering Law Violations	0	0	0	0	0	0	1	15	1
Runaways	0	0	0	0	0	0	0	0	0
Sub Total for Above Offenses	22,202	15,734	9,497	6,810	4,145	2,661	3,988	208,839	634

GRAND TOTAL	24,704	17,241	10,320	7,295	4,589	2,978	4,621	235,236	985
-------------	--------	--------	--------	-------	-------	-------	-------	---------	-----



A comparison of Part I and Part II adult arrest data is shown in the pie chart at left.

The AGE UNKNOWN column, above, refers to instances where the arrest data did not indicate adult or juvenile.

TOTAL ARRESTS BY SEX

PART I CRIMES	PERSONS ARRESTED					
	MALE	%	FEMALE	%	UNKNOWN	%
Murder & Non-Negligent Manslaughter	276	89	29	9	4	1
Forcible Rape	424	95	9	2	11	2
Robbery	1,012	90	95	8	17	2
Aggravated Assault	6,943	85	1,109	14	121	1
Burglary	4,180	91	293	6	138	3
Larceny-Theft	10,159	63	5,131	32	747	5
Auto Theft	1,152	86	133	10	53	4
Sub Total for Above Offenses	24,146	75	6,799	21	1,091	3

PART II CRIMES	MALE	%	FEMALE	%	UNKNOWN	%
Manslaughter by Negligence	27	84	5	16	0	0
Other Assaults	8,761	82	1,659	16	212	2
Arson	279	89	30	10	6	2
Forgery & Counterfeiting	2,816	61	1,700	37	63	1
Fraud	11,268	50	10,928	49	329	1
Embezzlement	835	77	247	23	8	1
Stolen Property: Buying, Receiving, Possession	3,657	83	580	13	161	4
Vandalism	3,911	85	500	11	166	4
Weapons: Carrying, Possession, Etc.	2,526	91	207	7	54	2
Prostitution & Commercialized Vice	270	45	325	54	2	0
Sex Offenses (Except Forcible Rape & Prostitution)	2,954	96	88	3	31	1
Narcotic Drug Laws	13,666	81	2,862	17	281	2
Gambling	172	86	24	12	5	2
Offenses Against Family & Children	2,895	81	500	14	171	5
Driving Under the Influence	36,244	88	4,701	11	338	1
Liquor Laws	4,016	82	717	15	157	3
Drunkenness	44,171	89	5,005	10	690	1
Disorderly Conduct	15,552	80	3,414	18	450	2
All Other Offenses (Except Traffic)	21,948	84	3,742	14	566	2
Curfew & Loitering Laws	71	71	26	26	3	3
Runaways	66	50	67	50	0	0
Sub Total for Above Offenses	176,105	81	37,327	17	3,693	2

GRAND TOTAL	200,251	80	44,126	18	4,784	2
--------------------	----------------	-----------	---------------	-----------	--------------	----------

TOTAL ARRESTS BY RACE

PART I CRIMES	WHITE	BLACK	AMERICAN INDIAN OR ALASKAN NATIVE	ASIAN OR PACIFIC ISLANDER	UNKNOWN
Murder & Non-Negligent Manslaughter	255	49	0	0	5
Forcible Rape	296	133	0	2	13
Robbery	518	581	1	0	24
Aggravated Assault	6,026	1,966	1	5	175
Burglary	3,414	1,052	4	2	139
Larceny-Theft	11,488	3,730	12	21	786
Auto Theft	914	369	0	1	54
Sub Total for Above Offenses	22,911	7,880	18	31	1,196

PART II CRIMES	WHITE	BLACK	AMERICAN INDIAN OR ALASKAN NATIVE	ASIAN OR PACIFIC ISLANDER	UNKNOWN
Manslaughter by Negligence	28	4	0	0	0
Other Assaults	8,221	2,105	11	6	289
Arson	266	38	0	0	11
Forgery & Counterfeiting	3,439	1,065	3	2	70
Fraud	16,966	4,981	22	18	538
Embezzlement	848	220	0	0	22
Stolen Property: Buying, Receiving, Possession	3,255	1,008	6	4	125
Vandalism	3,634	808	3	4	128
Weapons: Carrying, Possession, Etc.	2,032	680	3	1	71
Prostitution & Commercialized Vice	313	274	0	1	9
Sex Offenses (Except Forcible Rape & Prostitution)	2,728	304	0	1	40
Narcotic Drug Laws	12,902	3,372	9	7	519
Gambling	152	44	0	0	5
Offenses Against Family	2,689	677	5	0	195
Driving Under the Influence	37,042	3,251	20	28	942
Liquor Laws	4,405	315	2	2	166
Drunkenness	41,449	5,754	38	25	2,600
Disorderly Conduct	14,283	4,403	13	13	704
All Other Offenses (Except Traffic)	21,697	3,801	15	14	729
Curfew & Loitering Laws	74	24	0	0	2
Runaways	86	43	0	4	0
Sub Total for Above Offenses	176,509	33,171	150	130	7,165

GRAND TOTAL	199,420	41,051	168	161	8,361
--------------------	----------------	---------------	------------	------------	--------------

TOTAL ARRESTS BY COUNTY

PART I CRIMES	ADAIR				ALLEN				ANDERSON			
	ADULT	JUV.	UNK.	TOTAL	ADULT	JUV.	UNK.	TOTAL	ADULT	JUV.	UNK.	TOTAL
Murder & Non-Negligent Manslaughter	2	1	0	3	1	0	0	1	0	1	0	1
Forcible Rape	0	1	0	1	1	0	0	1	1	0	0	1
Robbery	1	1	0	2	1	0	0	1	1	0	0	1
Aggravated Assault	22	1	0	23	13	0	0	13	30	1	0	31
Burglary	10	0	0	10	6	0	0	6	5	3	0	8
Larceny-Theft	25	2	0	27	22	5	0	27	22	4	0	26
Auto Theft	3	1	0	4	1	0	0	1	1	0	1	2
Sub Total for PART I CRIMES	63	7	0	70	45	5	0	50	60	9	1	70

PART II CRIMES												
Manslaughter by Negligence	0	0	0	0	0	0	0	0	0	0	0	0
Other Assaults	33	0	0	33	46	0	0	46	54	0	0	54
Arson	6	1	0	7	0	0	0	0	0	1	0	1
Forgery & Counterfeiting	5	0	0	5	3	0	0	3	30	4	0	34
Fraud	10	0	0	10	30	0	0	30	100	1	0	101
Embezzlement	0	0	0	0	1	0	0	1	1	0	0	1
Stolen Property: Buying, Receiving, Possession	2	1	0	3	3	2	0	5	7	0	1	8
Vandalism	22	0	0	22	13	0	0	13	12	2	1	15
Weapons: Carrying, Possession, Etc.	1	0	0	1	1	0	0	1	4	0	0	4
Prostitution & Commercialized Vice	0	0	0	0	0	0	0	0	0	0	0	0
Sex Offenses (Except Rape & Prostitution)	4	0	0	4	8	0	0	8	11	4	0	15
Narcotic Drug Laws	37	0	0	37	30	2	0	32	44	1	0	45
Gambling	0	0	0	0	0	0	0	0	0	0	0	0
Offenses Against Family	7	0	0	7	3	0	0	3	21	0	0	21
Driving Under the Influence	112	5	0	117	91	0	0	91	127	5	0	132
Liquor Laws	17	0	0	17	15	0	0	15	2	1	0	3
Drunkenness	155	0	0	155	106	0	0	106	131	1	2	134
Disorderly Conduct	46	0	0	46	29	0	0	29	34	8	1	43
All Other Offenses (Except Traffic)	88	0	0	88	100	1	0	101	54	2	0	56
Curfew & Loitering Law Violations	0	0	0	0	0	0	0	0	0	0	0	0
Runaways	0	0	0	0	0	0	0	0	0	0	0	0
Sub Total for PART II CRIMES	545	7	0	552	479	5	0	484	632	30	5	667

GRAND TOTAL	608	14	0	622	524	10	0	534	692	39	6	737
--------------------	------------	-----------	----------	------------	------------	-----------	----------	------------	------------	-----------	----------	------------

TOTAL ARRESTS BY COUNTY

PART I CRIMES	BALLARD				BARREN				BATH			
	ADULT	JUV.	UNK.	TOTAL	ADULT	JUV.	UNK.	TOTAL	ADULT	JUV.	UNK.	TOTAL
Murder & Non-Negligent Manslaughter	1	0	0	1	1	0	0	1	1	0	0	1
Forcible Rape	1	0	0	1	0	0	0	0	3	0	0	3
Robbery	1	0	0	1	1	0	0	1	0	0	0	0
Aggravated Assault	180	0	0	180	28	0	0	28	6	0	0	6
Burglary	9	0	0	9	8	0	0	8	10	0	0	10
Larceny-Theft	11	3	0	14	67	0	0	67	9	0	0	9
Auto Theft	0	2	0	2	10	3	0	13	2	0	0	2
Sub Total for PART I CRIMES	203	5	0	208	115	3	0	118	31	0	0	31

PART II CRIMES												
Manslaughter by Negligence	0	0	0	0	0	0	0	0	0	0	0	0
Other Assaults	29	0	0	29	112	0	0	112	25	5	0	30
Arson	0	0	0	0	0	1	0	1	0	0	0	0
Forgery & Counterfeiting	0	0	0	0	1	0	0	1	1	0	0	1
Fraud	27	1	0	28	109	0	0	109	28	0	0	28
Embezzlement	5	0	0	5	3	0	0	3	1	0	0	1
Stolen Property: Buying, Receiving, Possession	4	2	0	6	10	4	0	14	3	0	0	3
Vandalism	14	0	0	14	37	1	0	38	9	2	0	11
Weapons: Carrying, Possession, Etc.	1	0	0	1	7	0	0	7	5	0	0	5
Prostitution & Commercialized Vice	0	0	0	0	0	0	0	0	0	0	0	0
Sex Offenses (Except Rape & Prostitution)	1	0	0	1	4	0	0	4	1	0	0	1
Narcotic Drug Laws	23	0	0	23	90	0	0	90	18	0	0	18
Gambling	0	0	0	0	0	0	0	0	0	0	0	0
Offenses Against Family	9	0	0	9	12	0	0	12	14	0	0	14
Driving Under the Influence	85	2	0	87	303	6	0	309	95	1	0	96
Liquor Laws	2	0	0	2	33	0	0	33	2	0	0	2
Drunkenness	48	0	0	48	236	0	0	236	123	10	0	133
Disorderly Conduct	28	1	0	29	139	1	0	140	20	3	0	23
All Other Offenses (Except Traffic)	54	0	0	54	161	2	0	163	92	1	0	93
Curfew & Loitering Law Violations	0	0	0	0	0	0	0	0	0	0	0	0
Runaways	0	0	0	0	0	0	0	0	0	0	0	0
Sub Total for PART II CRIMES	330	6	0	336	1257	15	0	1272	437	22	0	459

GRAND TOTAL	533	11	0	544	1372	18	0	1390	468	22	0	490
--------------------	------------	-----------	----------	------------	-------------	-----------	----------	-------------	------------	-----------	----------	------------

TOTAL ARRESTS BY COUNTY

PART I CRIMES	BELL				BOONE				BOURBON			
	ADULT	JUV.	UNK.	TOTAL	ADULT	JUV.	UNK.	TOTAL	ADULT	JUV.	UNK.	TOTAL
Murder & Non-Negligent Manslaughter	2	0	0	2	1	0	0	1	1	0	0	1
Forcible Rape	4	0	0	4	6	0	2	8	7	0	0	7
Robbery	1	0	0	1	9	0	0	9	4	0	0	4
Aggravated Assault	46	0	0	46	51	0	16	67	37	0	0	37
Burglary	34	8	0	42	42	2	4	48	14	2	0	16
Larceny-Theft	163	17	1	181	303	2	39	344	99	4	0	103
Auto Theft	7	0	1	8	3	1	2	6	6	0	0	6
Sub Total for PART I CRIMES	257	25	2	284	415	5	63	483	168	6	0	174

PART II CRIMES												
Manslaughter by Negligence	0	0	0	0	0	0	0	0	0	0	0	0
Other Assaults	121	0	0	121	75	0	72	147	78	0	0	78
Arson	1	0	0	1	0	0	0	0	6	0	0	6
Forgery & Counterfeiting	14	2	0	16	44	0	14	58	140	0	0	140
Fraud	45	3	0	48	116	0	184	300	176	1	0	177
Embezzlement	8	0	0	8	3	0	6	9	18	0	0	18
Stolen Property: Buying, Receiving, Possession	27	0	0	27	69	3	5	77	10	7	0	17
Vandalism	25	2	0	27	26	2	24	52	17	0	0	17
Weapons: Carrying, Possession, Etc.	16	0	0	16	53	1	0	54	14	0	0	14
Prostitution & Commercialized Vice	0	0	0	0	3	0	0	3	0	0	0	0
Sex Offenses (Except Rape & Prostitution)	203	0	0	203	18	0	5	23	15	2	0	17
Narcotic Drug Laws	126	2	0	128	234	2	31	267	49	1	0	50
Gambling	4	0	0	4	0	0	0	0	0	0	0	0
Offenses Against Family	10	0	0	10	64	0	117	181	12	0	0	12
Driving Under the Influence	362	8	0	370	698	7	38	743	159	3	0	162
Liquor Laws	18	0	0	18	87	1	2	90	12	1	0	13
Drunkenness	409	3	0	412	539	1	0	540	151	1	0	152
Disorderly Conduct	103	0	0	103	266	0	53	319	58	1	0	59
All Other Offenses (Except Traffic)	607	5	0	612	268	3	117	388	145	4	0	149
Curfew & Loitering Law Violations	0	0	0	0	0	0	0	0	0	0	0	0
Runaways	0	0	0	0	0	0	0	0	0	0	0	0
Sub Total for PART II CRIMES	2099	25	0	2124	2563	20	668	3251	1060	21	0	1081

GRAND TOTAL	2356	50	2	2408	2978	25	731	3734	1228	27	0	1255
--------------------	-------------	-----------	----------	-------------	-------------	-----------	------------	-------------	-------------	-----------	----------	-------------

TOTAL ARRESTS BY COUNTY

PART I CRIMES	BOYD				BOYLE				BRACKEN			
	ADULT	JUV.	UNK.	TOTAL	ADULT	JUV.	UNK.	TOTAL	ADULT	JUV.	UNK.	TOTAL
Murder & Non-Negligent Manslaughter	3	0	0	3	2	0	0	2	1	0	0	1
Forcible Rape	3	0	0	3	1	1	0	2	2	0	0	2
Robbery	10	3	0	13	1	0	1	2	0	0	0	0
Aggravated Assault	24	0	0	24	47	2	1	50	3	0	0	3
Burglary	55	8	0	63	12	4	5	21	4	0	0	4
Larceny-Theft	127	36	0	163	100	24	5	129	2	0	0	2
Auto Theft	5	3	0	8	5	1	4	10	3	1	0	4
Sub Total for PART I CRIMES	227	50	0	277	168	32	16	216	15	1	0	16

PART II CRIMES												
Manslaughter by Negligence	0	0	0	0	0	0	0	0	1	0	0	1
Other Assaults	23	1	0	24	77	0	1	78	13	0	0	13
Arson	14	0	0	14	0	0	0	0	1	0	0	1
Forgery & Counterfeiting	9	0	0	9	88	2	1	91	2	0	0	2
Fraud	62	0	0	62	198	0	0	198	36	0	0	36
Embezzlement	38	0	0	38	3	0	0	3	0	0	0	0
Stolen Property: Buying, Receiving, Possession	12	6	0	18	13	1	2	16	0	0	0	0
Vandalism	35	6	0	41	27	1	2	30	6	0	0	6
Weapons: Carrying, Possession, Etc.	31	1	0	32	7	1	0	8	1	0	0	1
Prostitution & Commercialized Vice	14	0	0	14	0	0	0	0	0	0	0	0
Sex Offenses (Except Rape & Prostitution)	5	0	0	5	17	0	0	17	0	0	0	0
Narcotic Drug Laws	106	2	0	108	69	1	0	70	7	0	0	7
Gambling	6	0	0	6	0	0	0	0	0	0	0	0
Offenses Against Family	9	0	0	9	24	0	0	24	2	0	0	2
Driving Under the Influence	500	6	0	506	119	3	0	122	37	1	0	38
Liquor Laws	40	11	0	51	6	0	0	6	9	0	0	9
Drunkenness	742	16	0	758	197	2	0	199	26	0	0	26
Disorderly Conduct	97	9	0	106	92	4	1	97	14	0	0	14
All Other Offenses (Except Traffic)	455	23	0	478	163	5	0	168	41	0	0	41
Curfew & Loitering Law Violations	0	0	0	0	0	0	1	1	0	0	0	0
Runaways	0	11	0	11	0	0	0	0	0	0	0	0
Sub Total for PART II CRIMES	2198	92	0	2290	1100	20	8	1128	196	1	0	197

GRAND TOTAL	2425	142	0	2567	1268	52	24	1344	211	2	0	213
--------------------	-------------	------------	----------	-------------	-------------	-----------	-----------	-------------	------------	----------	----------	------------

TOTAL ARRESTS BY COUNTY

PART I CRIMES	BREATHITT				BRECKINRIDGE				BULLITT			
	ADULT	JUV.	UNK.	TOTAL	ADULT	JUV.	UNK.	TOTAL	ADULT	JUV.	UNK.	TOTAL
Murder & Non-Negligent Manslaughter	0	0	0	0	0	0	0	0	0	0	0	0
Forcible Rape	1	0	0	1	0	0	0	0	0	0	0	0
Robbery	0	0	0	0	0	0	0	0	2	0	0	2
Aggravated Assault	39	6	0	45	13	0	0	13	33	0	0	33
Burglary	16	3	0	19	3	0	0	3	16	0	0	16
Larceny-Theft	37	5	0	42	8	4	0	12	39	0	0	39
Auto Theft	6	4	0	10	3	0	0	3	8	1	0	9
Sub Total for PART I CRIMES	99	18	0	117	27	4	0	31	98	1	0	99

PART II CRIMES												
Manslaughter by Negligence	0	0	0	0	0	0	0	0	0	0	0	0
Other Assaults	64	1	0	65	36	0	0	36	62	0	0	62
Arson	0	0	0	0	0	0	0	0	0	0	0	0
Forgery & Counterfeiting	6	6	0	12	16	0	0	16	5	1	0	6
Fraud	6	0	0	6	22	0	0	22	106	0	1	107
Embezzlement	3	0	0	3	3	0	0	3	2	0	0	2
Stolen Property: Buying, Receiving, Possession	6	1	0	7	2	0	0	2	18	2	1	21
Vandalism	15	3	0	18	8	0	0	8	13	0	0	13
Weapons: Carrying, Possession, Etc.	13	1	0	14	2	0	0	2	16	0	0	16
Prostitution & Commercialized Vice	0	0	0	0	0	0	0	0	0	0	0	0
Sex Offenses (Except Rape & Prostitution)	4	0	0	4	109	0	0	109	10	0	0	10
Narcotic Drug Laws	51	3	0	54	41	0	0	41	48	0	0	48
Gambling	4	0	0	4	0	0	0	0	1	0	0	1
Offenses Against Family	9	0	0	9	11	0	0	11	35	0	0	35
Driving Under the Influence	168	4	0	172	75	1	0	76	258	4	1	263
Liquor Laws	13	2	0	15	6	0	0	6	38	2	0	40
Drunkenness	264	13	0	277	108	0	0	108	379	3	0	382
Disorderly Conduct	95	7	0	102	42	0	0	42	91	2	1	94
All Other Offenses (Except Traffic)	80	1	0	81	72	0	0	72	164	2	0	166
Curfew & Loitering Law Violations	1	0	0	1	0	0	0	0	1	0	0	1
Runaways	0	0	0	0	0	0	0	0	0	0	0	0
Sub Total for PART II CRIMES	802	42	0	844	553	1	0	554	1247	16	4	1267

GRAND TOTAL	901	60	0	961	580	5	0	585	1345	17	4	1366
--------------------	------------	-----------	----------	------------	------------	----------	----------	------------	-------------	-----------	----------	-------------

TOTAL ARRESTS BY COUNTY

PART I CRIMES	BUTLER				CALDWELL				CALLOWAY			
	ADULT	JUV.	UNK.	TOTAL	ADULT	JUV.	UNK.	TOTAL	ADULT	JUV.	UNK.	TOTAL
Murder & Non-Negligent Manslaughter	0	0	0	0	1	0	0	1	1	0	0	1
Forcible Rape	0	0	0	0	0	1	0	1	2	0	0	2
Robbery	0	0	0	0	0	0	0	0	1	0	0	1
Aggravated Assault	17	0	0	17	23	0	0	23	46	0	1	47
Burglary	5	1	0	6	12	2	0	14	16	2	0	18
Larceny-Theft	4	1	0	5	23	6	0	29	40	21	0	61
Auto Theft	1	1	0	2	5	3	0	8	4	0	0	4
Sub Total for PART I CRIMES	27	3	0	30	64	12	0	76	110	23	1	134

PART II CRIMES												
Manslaughter by Negligence	0	0	0	0	0	0	0	0	0	0	0	0
Other Assaults	21	0	0	21	51	0	0	51	39	2	1	42
Arson	0	0	0	0	0	0	0	0	0	0	0	0
Forgery & Counterfeiting	24	0	0	24	2	0	0	2	18	0	0	18
Fraud	33	0	0	33	46	0	0	46	24	7	0	31
Embezzlement	2	0	0	2	4	1	0	5	3	0	0	3
Stolen Property: Buying, Receiving, Possession	1	0	0	1	2	0	0	2	16	4	0	20
Vandalism	2	0	0	2	14	1	0	15	20	0	0	20
Weapons: Carrying, Possession, Etc.	1	0	0	1	7	0	0	7	7	1	0	8
Prostitution & Commercialized Vice	0	0	0	0	0	0	0	0	0	0	0	0
Sex Offenses (Except Rape & Prostitution)	2	2	0	4	1	2	0	3	7	0	0	7
Narcotic Drug Laws	22	0	0	22	53	17	0	70	77	0	0	77
Gambling	0	0	0	0	4	0	0	4	0	0	0	0
Offenses Against Family	2	0	0	2	12	0	0	12	9	0	0	9
Driving Under the Influence	78	4	0	82	83	7	0	90	188	2	0	190
Liquor Laws	3	2	0	5	27	7	0	34	18	1	0	19
Drunkenness	60	0	0	60	99	3	0	102	132	4	1	137
Disorderly Conduct	12	0	0	12	44	2	0	46	65	0	1	66
All Other Offenses (Except Traffic)	50	0	0	50	56	4	0	60	141	9	1	151
Curfew & Loitering Law Violations	0	0	0	0	0	0	0	0	0	0	0	0
Runaways	0	0	0	0	0	0	0	0	0	0	0	0
Sub Total for PART II CRIMES	313	8	0	321	505	44	0	549	764	30	4	798

GRAND TOTAL	340	11	0	351	569	56	0	625	874	53	5	932
--------------------	------------	-----------	----------	------------	------------	-----------	----------	------------	------------	-----------	----------	------------

TOTAL ARRESTS BY COUNTY

PART I CRIMES	CAMPBELL				CARLISLE				CARROLL			
	ADULT	JUV.	UNK.	TOTAL	ADULT	JUV.	UNK.	TOTAL	ADULT	JUV.	UNK.	TOTAL
Murder & Non-Negligent Manslaughter	0	0	0	0	0	0	0	0	3	0	0	3
Forcible Rape	2	1	0	3	0	0	0	0	0	0	0	0
Robbery	11	5	0	16	0	0	0	0	1	0	0	1
Aggravated Assault	61	4	0	65	11	0	0	11	34	0	0	34
Burglary	59	25	0	84	3	0	0	3	9	4	0	13
Larceny-Theft	163	85	0	248	0	1	0	1	14	5	0	19
Auto Theft	6	10	1	17	0	0	0	0	3	2	0	5
Sub Total for PART I CRIMES	302	130	1	433	14	1	0	15	64	11	0	75

PART II CRIMES												
Manslaughter by Negligence	0	0	0	0	0	0	0	0	0	0	0	0
Other Assaults	65	7	4	76	8	0	0	8	18	6	0	24
Arson	0	2	0	2	0	0	0	0	0	2	0	2
Forgery & Counterfeiting	18	6	0	24	2	0	0	2	15	0	0	15
Fraud	32	2	0	34	2	0	0	2	20	0	0	20
Embezzlement	3	0	0	3	0	0	0	0	3	0	0	3
Stolen Property: Buying, Receiving, Possession	48	19	1	68	9	1	0	10	13	2	0	15
Vandalism	72	20	2	94	3	0	0	3	13	2	0	15
Weapons: Carrying, Possession, Etc.	101	5	0	106	1	0	0	1	2	0	0	2
Prostitution & Commercialized Vice	60	0	0	60	0	0	0	0	0	0	0	0
Sex Offenses (Except Rape & Prostitution)	26	0	0	26	0	0	0	0	2	0	0	2
Narcotic Drug Laws	529	22	0	551	4	0	0	4	61	0	0	61
Gambling	0	0	0	0	10	0	0	10	0	0	0	0
Offenses Against Family	63	0	0	63	1	0	0	1	8	0	0	8
Driving Under the Influence	583	8	0	591	36	2	0	38	183	4	0	187
Liquor Laws	133	41	0	174	7	0	0	7	11	8	0	19
Drunkenness	1043	49	12	1104	18	1	0	19	210	8	0	218
Disorderly Conduct	559	70	7	636	8	0	0	8	61	6	0	67
All Other Offenses (Except Traffic)	452	72	1	525	9	0	0	9	110	3	0	113
Curfew & Loitering Law Violations	0	0	0	0	0	0	0	0	0	0	0	0
Runaways	0	0	0	0	0	0	0	0	0	0	0	0
Sub Total for PART II CRIMES	3787	323	27	4137	118	4	0	122	730	41	0	771

GRAND TOTAL	4089	453	28	4570	132	5	0	137	794	52	0	846
--------------------	-------------	------------	-----------	-------------	------------	----------	----------	------------	------------	-----------	----------	------------

TOTAL ARRESTS BY COUNTY

PART I CRIMES	CARTER				CASEY				CHRISTIAN			
	ADULT	JUV.	UNK.	TOTAL	ADULT	JUV.	UNK.	TOTAL	ADULT	JUV.	UNK.	TOTAL
Murder & Non-Negligent Manslaughter	7	3	0	10	0	0	0	0	3	1	0	4
Forcible Rape	0	0	0	0	0	0	0	0	11	3	0	14
Robbery	3	3	0	6	0	0	0	0	15	1	0	16
Aggravated Assault	24	3	0	27	16	0	0	16	99	31	1	131
Burglary	16	13	0	29	9	7	0	16	55	31	0	86
Larceny-Theft	8	2	0	10	14	4	0	18	225	116	1	342
Auto Theft	1	1	0	2	4	0	0	4	14	21	0	35
Sub Total for PART I CRIMES	59	25	0	84	43	11	0	54	422	204	2	628

PART II CRIMES												
Manslaughter by Negligence	2	0	0	2	0	0	0	0	0	1	0	1
Other Assaults	27	0	0	27	21	0	0	21	193	42	0	235
Arson	0	0	0	0	0	0	0	0	1	3	1	5
Forgery & Counterfeiting	4	0	0	4	2	0	0	2	39	3	0	42
Fraud	4	0	0	4	41	0	0	41	237	0	0	237
Embezzlement	1	0	0	1	1	0	0	1	5	0	0	5
Stolen Property: Buying, Receiving, Possession	3	0	0	3	4	0	0	4	64	11	0	75
Vandalism	5	1	0	6	15	2	0	17	52	40	2	94
Weapons: Carrying, Possession, Etc.	6	0	0	6	1	0	0	1	54	17	0	71
Prostitution & Commercialized Vice	0	0	0	0	0	0	0	0	0	0	0	0
Sex Offenses (Except Rape & Prostitution)	1	0	0	1	1	2	0	3	26	4	0	30
Narcotic Drug Laws	71	1	0	72	18	0	0	18	258	14	0	272
Gambling	0	0	0	0	0	0	0	0	13	2	0	15
Offenses Against Family	5	0	0	5	1	0	0	1	77	1	1	79
Driving Under the Influence	283	4	0	287	94	3	0	97	558	6	0	564
Liquor Laws	11	1	0	12	4	0	0	4	15	10	0	25
Drunkenness	176	5	0	181	123	2	0	125	755	12	1	768
Disorderly Conduct	53	1	0	54	35	0	0	35	206	38	3	247
All Other Offenses (Except Traffic)	125	3	0	128	96	0	0	96	572	75	0	647
Curfew & Loitering Law Violations	0	0	0	0	0	0	0	0	0	0	0	0
Runaways	0	0	0	0	0	0	0	0	0	0	0	0
Sub Total for PART II CRIMES	777	16	0	793	457	9	0	466	3125	279	8	3412

GRAND TOTAL	836	41	0	877	500	20	0	520	3547	483	10	4040
--------------------	------------	-----------	----------	------------	------------	-----------	----------	------------	-------------	------------	-----------	-------------

TOTAL ARRESTS BY COUNTY

PART I CRIMES	CLARK				CLAY				CLINTON			
	ADULT	JUV.	UNK.	TOTAL	ADULT	JUV.	UNK.	TOTAL	ADULT	JUV.	UNK.	TOTAL
Murder & Non-Negligent Manslaughter	4	0	0	4	6	0	0	6	0	0	0	0
Forcible Rape	0	0	0	0	1	0	0	1	4	0	0	4
Robbery	4	1	0	5	12	0	0	12	5	0	0	5
Aggravated Assault	36	1	0	37	49	0	0	49	16	1	0	17
Burglary	12	28	0	40	14	1	0	15	7	4	0	11
Larceny-Theft	88	53	0	141	50	7	0	57	9	0	0	9
Auto Theft	3	8	0	11	9	1	0	10	3	0	0	3
Sub Total for PART I CRIMES	147	91	0	238	141	9	0	150	44	5	0	49

PART II CRIMES												
Manslaughter by Negligence	0	0	0	0	0	0	0	0	0	0	0	0
Other Assaults	53	2	0	55	96	2	0	98	28	1	0	29
Arson	0	0	0	0	4	0	0	4	1	2	0	3
Forgery & Counterfeiting	20	0	0	20	4	0	0	4	2	0	0	2
Fraud	145	2	0	147	28	0	0	28	67	0	0	67
Embezzlement	5	0	0	5	8	0	0	8	0	0	0	0
Stolen Property: Buying, Receiving, Possession	36	12	0	48	20	2	0	22	4	0	0	4
Vandalism	22	9	0	31	24	3	0	27	10	0	0	10
Weapons: Carrying, Possession, Etc.	18	1	0	19	21	0	0	21	2	0	0	2
Prostitution & Commercialized Vice	0	1	0	1	0	0	0	0	0	0	0	0
Sex Offenses (Except Rape & Prostitution)	5	0	0	5	8	0	0	8	4	0	0	4
Narcotic Drug Laws	221	32	0	253	150	2	0	152	9	0	0	9
Gambling	0	0	0	0	0	0	0	0	0	0	0	0
Offenses Against Family	42	0	0	42	33	0	0	33	2	0	0	2
Driving Under the Influence	472	11	0	483	425	13	0	438	65	2	0	67
Liquor Laws	56	28	0	84	17	0	0	17	0	0	0	0
Drunkenness	968	57	0	1025	488	26	0	514	174	4	0	178
Disorderly Conduct	211	31	0	242	85	5	0	90	32	0	0	32
All Other Offenses (Except Traffic)	194	31	0	225	442	18	0	460	38	0	0	38
Curfew & Loitering Law Violations	0	0	0	0	0	0	0	0	0	0	0	0
Runaways	0	0	0	0	0	0	0	0	0	0	0	0
Sub Total for PART II CRIMES	2468	217	0	2685	1853	71	0	1924	438	9	0	447

GRAND TOTAL	2615	308	0	2923	1994	80	0	2074	482	14	0	496
--------------------	-------------	------------	----------	-------------	-------------	-----------	----------	-------------	------------	-----------	----------	------------

TOTAL ARRESTS BY COUNTY

PART I CRIMES	CRITTENDEN				CUMBERLAND				DAVISS			
	ADULT	JUV.	UNK.	TOTAL	ADULT	JUV.	UNK.	TOTAL	ADULT	JUV.	UNK.	TOTAL
Murder & Non-Negligent Manslaughter	0	0	0	0	0	0	0	0	8	0	0	8
Forcible Rape	1	0	0	1	0	0	0	0	19	2	0	21
Robbery	0	0	0	0	0	0	0	0	24	6	0	30
Aggravated Assault	11	0	0	11	14	1	0	15	249	19	0	268
Burglary	1	2	0	3	0	0	0	0	119	73	3	195
Larceny-Theft	1	0	0	1	4	0	0	4	589	338	0	927
Auto Theft	0	0	0	0	0	2	0	2	22	27	0	49
Sub Total for PART I CRIMES	14	2	0	16	18	3	0	21	1030	465	3	1498

PART II CRIMES												
Manslaughter by Negligence	0	0	0	0	0	0	0	0	1	0	0	1
Other Assaults	22	0	0	22	9	0	0	9	223	46	1	270
Arson	3	0	0	3	0	0	0	0	6	6	0	12
Forgery & Counterfeiting	2	0	0	2	1	0	0	1	372	1	0	373
Fraud	47	0	0	47	10	0	0	10	885	16	1	902
Embezzlement	0	0	0	0	0	0	0	0	41	2	0	43
Stolen Property: Buying, Receiving, Possession	2	0	0	2	1	0	0	1	112	88	0	200
Vandalism	8	0	0	8	2	0	0	2	79	101	0	180
Weapons: Carrying, Possession, Etc.	3	0	0	3	5	0	0	5	47	7	0	54
Prostitution & Commercialized Vice	0	0	0	0	0	0	0	0	3	0	0	3
Sex Offenses (Except Rape & Prostitution)	1	0	0	1	1	0	0	1	96	14	1	111
Narcotic Drug Laws	23	0	0	23	13	0	0	13	424	25	0	449
Gambling	2	0	0	2	0	0	0	0	2	0	0	2
Offenses Against Family	2	0	0	2	0	0	0	0	173	2	0	175
Driving Under the Influence	52	1	0	53	64	2	0	66	859	35	0	894
Liquor Laws	7	1	0	8	7	0	0	7	133	58	0	191
Drunkenness	40	1	0	41	104	1	0	105	1162	56	0	1218
Disorderly Conduct	24	0	0	24	23	0	0	23	399	104	0	503
All Other Offenses (Except Traffic)	25	0	0	25	40	0	0	40	745	90	1	836
Curfew & Loitering Law Violations	0	0	0	0	0	0	0	0	0	2	0	2
Runaways	0	0	0	0	0	0	0	0	0	0	0	0
Sub Total for PART II CRIMES	263	3	0	266	280	3	0	283	5762	653	4	6419

GRAND TOTAL	277	5	0	282	298	6	0	304	6792	1118	7	7917
--------------------	------------	----------	----------	------------	------------	----------	----------	------------	-------------	-------------	----------	-------------

TOTAL ARRESTS BY COUNTY

PART I CRIMES	EDMONSON				ELLIOTT				ESTILL			
	ADULT	JUV.	UNK.	TOTAL	ADULT	JUV.	UNK.	TOTAL	ADULT	JUV.	UNK.	TOTAL
Murder & Non-Negligent Manslaughter	0	0	0	0	1	0	0	1	1	0	0	1
Forcible Rape	1	0	0	1	0	0	0	0	2	0	0	2
Robbery	0	0	0	0	0	0	0	0	0	0	0	0
Aggravated Assault	8	0	0	8	16	0	0	16	11	0	0	11
Burglary	2	0	0	2	9	0	0	9	12	1	0	13
Larceny-Theft	2	0	0	2	3	0	0	3	12	0	0	12
Auto Theft	0	0	0	0	0	0	0	0	0	0	0	0
Sub Total for PART I CRIMES	13	0	0	13	29	0	0	29	38	1	0	39

PART II CRIMES												
Manslaughter by Negligence	0	0	0	0	0	0	0	0	0	0	0	0
Other Assaults	8	0	0	8	27	0	0	27	7	0	0	7
Arson	5	0	0	5	0	0	0	0	1	0	0	1
Forgery & Counterfeiting	0	0	0	0	3	0	0	3	6	1	0	7
Fraud	8	0	0	8	11	0	0	11	0	0	0	0
Embezzlement	0	0	0	0	0	0	0	0	0	0	0	0
Stolen Property: Buying, Receiving, Possession	1	0	0	1	2	0	0	2	3	0	0	3
Vandalism	2	0	0	2	10	0	0	10	11	0	0	11
Weapons: Carrying, Possession, Etc.	1	0	0	1	6	0	0	6	7	0	0	7
Prostitution & Commercialized Vice	0	0	0	0	0	0	0	0	0	0	0	0
Sex Offenses (Except Rape & Prostitution)	0	0	0	0	1	0	0	1	1	0	0	1
Narcotic Drug Laws	7	0	0	7	35	0	0	35	23	0	0	23
Gambling	0	0	0	0	0	0	0	0	0	0	0	0
Offenses Against Family	2	0	0	2	1	0	0	1	0	0	0	0
Driving Under the Influence	23	0	0	23	67	3	0	70	140	2	0	142
Liquor Laws	0	0	0	0	7	1	0	8	8	2	0	10
Drunkenness	15	0	0	15	89	4	0	93	142	1	0	143
Disorderly Conduct	2	0	0	2	16	1	0	17	36	0	0	36
All Other Offenses (Except Traffic)	35	0	0	35	106	0	0	106	36	0	0	36
Curfew & Loitering Law Violations	0	0	0	0	0	0	0	0	0	0	0	0
Runaways	0	0	0	0	0	0	0	0	0	0	0	0
Sub Total for PART II CRIMES	109	0	0	109	381	9	0	390	421	6	0	427

GRAND TOTAL	122	0	0	122	410	9	0	419	459	7	0	466
--------------------	------------	----------	----------	------------	------------	----------	----------	------------	------------	----------	----------	------------

TOTAL ARRESTS BY COUNTY

PART I CRIMES	FAYETTE				FLEMING				FLOYD			
	ADULT	JUV.	UNK.	TOTAL	ADULT	JUV.	UNK.	TOTAL	ADULT	JUV.	UNK.	TOTAL
Murder & Non-Negligent Manslaughter	14	0	0	14	0	0	0	0	6	0	0	6
Forcible Rape	27	0	0	27	1	0	0	1	3	0	0	3
Robbery	83	5	0	88	2	0	0	2	1	0	0	1
Aggravated Assault	835	31	0	866	16	0	0	16	56	6	0	62
Burglary	180	68	1	249	5	0	0	5	33	14	0	47
Larceny-Theft	1552	352	6	1910	9	1	0	10	39	3	0	42
Auto Theft	67	23	0	90	0	0	0	0	12	3	0	15
Sub Total for PART I CRIMES	2758	479	7	3244	33	1	0	34	150	26	0	176

PART II CRIMES												
Manslaughter by Negligence	3	2	0	5	1	0	0	1	2	0	0	2
Other Assaults	1188	11	1	1200	21	0	0	21	59	9	0	68
Arson	11	2	0	13	1	0	0	1	14	0	0	14
Forgery & Counterfeiting	523	22	1	546	2	0	0	2	16	0	0	16
Fraud	3341	8	0	3349	35	0	0	35	17	0	0	17
Embezzlement	207	2	0	209	2	0	0	2	0	0	0	0
Stolen Property: Buying, Receiving, Possession	265	60	1	326	2	0	0	2	13	1	0	14
Vandalism	378	32	0	410	6	1	0	7	22	2	0	24
Weapons: Carrying, Possession, Etc.	290	11	1	302	2	0	0	2	45	1	0	46
Prostitution & Commercialized Vice	72	0	1	73	0	0	0	0	0	0	0	0
Sex Offenses (Except Rape & Prostitution)	141	2	0	143	0	0	0	0	10	1	0	11
Narcotic Drug Laws	1353	46	2	1401	26	2	0	28	209	3	0	212
Gambling	0	0	0	0	0	0	0	0	0	0	0	0
Offenses Against Family	470	2	0	472	0	0	0	0	24	0	0	24
Driving Under the Influence	2420	29	1	2450	62	4	0	66	712	13	0	725
Liquor Laws	274	29	0	303	6	3	0	9	26	3	0	29
Drunkenness	4890	65	4	4959	33	1	0	34	1048	14	0	1062
Disorderly Conduct	1484	72	4	1560	10	0	0	10	307	3	0	310
All Other Offenses (Except Traffic)	2034	100	5	2139	81	2	0	83	386	17	0	403
Curfew & Loitering Law Violations	0	0	0	0	0	0	0	0	0	0	0	0
Runaways	0	2	0	2	0	0	0	0	0	0	0	0
Sub Total for PART II CRIMES	19344	497	21	19862	290	13	0	303	2910	67	0	2977

GRAND TOTAL	22102	976	28	23106	323	14	0	337	3060	93	0	3153
--------------------	--------------	------------	-----------	--------------	------------	-----------	----------	------------	-------------	-----------	----------	-------------

TOTAL ARRESTS BY COUNTY

PART I CRIMES	FRANKLIN				FULTON				GALLATIN			
	ADULT	JUV.	UNK.	TOTAL	ADULT	JUV.	UNK.	TOTAL	ADULT	JUV.	UNK.	TOTAL
Murder & Non-Negligent Manslaughter	3	0	0	3	0	0	0	0	0	0	0	0
Forcible Rape	2	3	0	5	4	0	0	4	0	0	0	0
Robbery	5	0	0	5	3	0	0	3	0	0	0	0
Aggravated Assault	136	5	0	141	25	1	0	26	6	0	0	6
Burglary	36	23	0	59	9	2	1	12	1	0	0	1
Larceny-Theft	172	55	0	227	19	6	1	26	6	0	0	6
Auto Theft	18	12	0	30	1	3	0	4	0	0	0	0
Sub Total for PART I CRIMES	372	98	0	470	61	12	2	75	13	0	0	13

PART II CRIMES												
Manslaughter by Negligence	0	0	0	0	0	0	0	0	0	0	0	0
Other Assaults	210	6	0	216	24	2	1	27	3	0	0	3
Arson	0	0	0	0	1	0	0	1	2	0	0	2
Forgery & Counterfeiting	82	23	0	105	6	0	0	6	2	0	0	2
Fraud	796	2	0	798	51	0	0	51	1	0	0	1
Embezzlement	11	0	0	11	2	0	0	2	0	0	0	0
Stolen Property: Buying, Receiving, Possession	51	7	0	58	2	1	1	4	1	0	0	1
Vandalism	48	7	0	55	20	1	0	21	2	0	0	2
Weapons: Carrying, Possession, Etc.	35	4	0	39	10	0	0	10	3	0	0	3
Prostitution & Commercialized Vice	0	0	0	0	0	0	0	0	0	0	0	0
Sex Offenses (Except Rape & Prostitution)	36	7	1	44	11	0	1	12	0	0	0	0
Narcotic Drug Laws	258	20	0	278	63	0	2	65	10	0	0	10
Gambling	0	0	0	0	2	0	0	2	0	0	0	0
Offenses Against Family	55	2	0	57	27	0	0	27	0	0	0	0
Driving Under the Influence	698	9	0	707	129	1	1	131	74	1	0	75
Liquor Laws	19	11	0	30	22	8	0	30	2	0	0	2
Drunkenness	491	20	0	511	176	1	4	181	44	0	0	44
Disorderly Conduct	275	13	1	289	35	1	2	38	5	0	0	5
All Other Offenses (Except Traffic)	858	42	0	900	37	0	0	37	18	0	0	18
Curfew & Loitering Law Violations	0	0	0	0	0	0	0	0	0	0	0	0
Runaways	0	0	0	0	0	0	0	0	0	0	0	0
Sub Total for PART II CRIMES	3923	173	2	4098	618	15	12	645	167	1	0	168

GRAND TOTAL	4295	271	2	4568	679	27	14	720	180	1	0	181
--------------------	-------------	------------	----------	-------------	------------	-----------	-----------	------------	------------	----------	----------	------------

TOTAL ARRESTS BY COUNTY

PART I CRIMES	GARRARD				GRANT				GRAVES			
	ADULT	JUV.	UNK.	TOTAL	ADULT	JUV.	UNK.	TOTAL	ADULT	JUV.	UNK.	TOTAL
Murder & Non-Negligent Manslaughter	0	0	0	0	1	0	0	1	5	0	0	5
Forcible Rape	0	0	0	0	1	0	0	1	0	0	0	0
Robbery	1	0	0	1	2	1	0	3	2	6	0	8
Aggravated Assault	15	0	0	15	15	4	0	19	63	1	0	64
Burglary	6	0	0	6	36	0	0	36	20	9	0	29
Larceny-Theft	10	1	0	11	17	0	0	17	57	41	0	98
Auto Theft	2	0	0	2	8	2	0	10	1	4	0	5
Sub Total for PART I CRIMES	34	1	0	35	80	7	0	87	148	61	0	209

PART II CRIMES												
Manslaughter by Negligence	0	0	0	0	0	0	0	0	0	0	0	0
Other Assaults	37	0	0	37	34	0	0	34	51	0	1	52
Arson	0	0	0	0	5	2	0	7	0	0	0	0
Forgery & Counterfeiting	7	0	0	7	24	0	0	24	19	0	0	19
Fraud	27	1	0	28	107	1	0	108	329	3	0	332
Embezzlement	1	0	0	1	2	0	0	2	20	0	0	20
Stolen Property: Buying, Receiving, Possession	1	1	0	2	35	8	0	43	11	3	0	14
Vandalism	11	0	0	11	17	0	0	17	16	13	0	29
Weapons: Carrying, Possession, Etc.	2	0	0	2	15	0	0	15	10	2	0	12
Prostitution & Commercialized Vice	0	0	0	0	0	0	0	0	0	0	0	0
Sex Offenses (Except Rape & Prostitution)	1	0	0	1	11	0	0	11	5	0	0	5
Narcotic Drug Laws	10	0	0	10	38	1	0	39	38	4	0	42
Gambling	0	0	0	0	0	0	0	0	0	0	0	0
Offenses Against Family	3	0	0	3	26	2	0	28	8	0	0	8
Driving Under the Influence	63	0	0	63	208	1	0	209	246	5	0	251
Liquor Laws	5	0	0	5	13	1	0	14	22	8	0	30
Drunkenness	53	1	0	54	92	0	0	92	202	8	0	210
Disorderly Conduct	7	0	0	7	37	0	0	37	50	8	1	59
All Other Offenses (Except Traffic)	38	0	0	38	150	0	0	150	148	13	0	161
Curfew & Loitering Law Violations	0	0	0	0	0	0	0	0	0	0	0	0
Runaways	0	0	0	0	0	0	0	0	0	0	0	0
Sub Total for PART II CRIMES	266	3	0	269	814	16	0	830	1175	67	2	1244

GRAND TOTAL	300	4	0	304	894	23	0	917	1323	128	2	1453
--------------------	------------	----------	----------	------------	------------	-----------	----------	------------	-------------	------------	----------	-------------

TOTAL ARRESTS BY COUNTY

PART I CRIMES	GRAYSON				GREEN				GREENUP			
	ADULT	JUV.	UNK.	TOTAL	ADULT	JUV.	UNK.	TOTAL	ADULT	JUV.	UNK.	TOTAL
Murder & Non-Negligent Manslaughter	0	0	0	0	2	0	0	2	1	0	0	1
Forcible Rape	1	0	0	1	1	0	0	1	0	0	0	0
Robbery	0	0	0	0	0	0	0	0	1	0	0	1
Aggravated Assault	18	2	0	20	19	0	0	19	10	0	0	10
Burglary	17	6	0	23	5	0	0	5	15	0	0	15
Larceny-Theft	34	0	1	35	8	1	0	9	50	0	0	50
Auto Theft	6	0	0	6	0	1	0	1	5	1	0	6
Sub Total for PART I CRIMES	76	8	1	85	35	2	0	37	82	1	0	83

PART II CRIMES												
Manslaughter by Negligence	0	0	0	0	0	0	0	0	0	0	0	0
Other Assaults	56	0	0	56	23	0	0	23	23	1	0	24
Arson	1	0	0	1	0	0	0	0	0	0	0	0
Forgery & Counterfeiting	4	0	0	4	6	0	0	6	11	0	0	11
Fraud	58	0	0	58	55	1	0	56	14	0	0	14
Embezzlement	5	0	0	5	3	0	0	3	1	0	0	1
Stolen Property: Buying, Receiving, Possession	20	11	0	31	2	0	0	2	10	0	0	10
Vandalism	15	3	0	18	6	0	0	6	4	1	0	5
Weapons: Carrying, Possession, Etc.	5	0	0	5	1	0	0	1	9	0	0	9
Prostitution & Commercialized Vice	0	0	0	0	0	0	0	0	0	0	0	0
Sex Offenses (Except Rape & Prostitution)	10	2	0	12	1	0	0	1	13	0	0	13
Narcotic Drug Laws	33	1	0	34	8	0	0	8	121	0	0	121
Gambling	0	0	0	0	0	0	0	0	2	0	0	2
Offenses Against Family	18	0	0	18	3	0	0	3	6	0	0	6
Driving Under the Influence	92	4	0	96	36	1	0	37	370	7	0	377
Liquor Laws	6	0	0	6	1	1	0	2	9	2	0	11
Drunkenness	128	0	0	128	26	0	0	26	258	4	0	262
Disorderly Conduct	18	0	0	18	7	0	0	7	55	0	0	55
All Other Offenses (Except Traffic)	42	0	0	42	35	3	0	38	107	1	0	108
Curfew & Loitering Law Violations	0	0	0	0	0	0	0	0	0	0	0	0
Runaways	0	0	0	0	0	0	0	0	0	0	0	0
Sub Total for PART II CRIMES	511	21	0	532	213	6	0	219	1013	16	0	1029

GRAND TOTAL	587	29	1	617	248	8	0	256	1095	17	0	1112
--------------------	------------	-----------	----------	------------	------------	----------	----------	------------	-------------	-----------	----------	-------------

TOTAL ARRESTS BY COUNTY

PART I CRIMES	HANCOCK				HARDIN				HARLAN			
	ADULT	JUV.	UNK.	TOTAL	ADULT	JUV.	UNK.	TOTAL	ADULT	JUV.	UNK.	TOTAL
Murder & Non-Negligent Manslaughter	0	0	0	0	0	0	0	0	15	0	0	15
Forcible Rape	0	0	0	0	14	1	0	15	1	0	0	1
Robbery	0	0	0	0	8	4	0	12	8	0	0	8
Aggravated Assault	0	0	0	0	63	8	0	71	117	1	0	118
Burglary	2	2	0	4	41	35	5	81	32	14	0	46
Larceny-Theft	1	10	0	11	198	89	37	324	90	7	0	97
Auto Theft	0	0	0	0	13	15	4	32	21	0	0	21
Sub Total for PART I CRIMES	3	12	0	15	337	152	46	535	284	22	0	306

PART II CRIMES												
Manslaughter by Negligence	0	0	0	0	2	0	0	2	1	0	0	1
Other Assaults	3	0	0	3	146	11	0	157	335	0	0	335
Arson	0	0	0	0	0	0	0	0	0	0	0	0
Forgery & Counterfeiting	0	0	0	0	65	3	0	68	16	0	0	16
Fraud	7	0	0	7	2526	5	0	2531	127	0	0	127
Embezzlement	0	0	0	0	25	0	0	25	4	0	0	4
Stolen Property: Buying, Receiving, Possession	2	0	0	2	481	7	5	493	17	5	0	22
Vandalism	1	7	0	8	47	31	3	81	48	15	0	63
Weapons: Carrying, Possession, Etc.	0	0	0	0	37	5	0	42	36	0	0	36
Prostitution & Commercialized Vice	0	0	0	0	0	0	0	0	0	0	0	0
Sex Offenses (Except Rape & Prostitution)	0	0	0	0	71	3	0	74	10	0	0	10
Narcotic Drug Laws	16	0	0	16	221	8	0	229	150	2	0	152
Gambling	0	0	0	0	0	0	0	0	0	0	0	0
Offenses Against Family	3	0	0	3	40	1	0	41	15	0	0	15
Driving Under the Influence	30	0	0	30	1051	20	1	1072	591	5	0	596
Liquor Laws	0	0	0	0	30	4	1	35	81	2	0	83
Drunkenness	11	1	0	12	532	15	3	550	864	5	0	869
Disorderly Conduct	1	0	0	1	140	8	1	149	353	2	0	355
All Other Offenses (Except Traffic)	47	3	0	50	635	53	3	691	516	10	0	526
Curfew & Loitering Law Violations	0	0	0	0	0	67	0	67	1	0	0	1
Runaways	0	0	0	0	0	117	0	117	0	0	0	0
Sub Total for PART II CRIMES	121	11	0	132	6049	358	17	6424	3165	46	0	3211

GRAND TOTAL	124	23	0	147	6386	510	63	6959	3449	68	0	3517
--------------------	------------	-----------	----------	------------	-------------	------------	-----------	-------------	-------------	-----------	----------	-------------

TOTAL ARRESTS BY COUNTY

PART I CRIMES	HARRISON				HART				HENDERSON			
	ADULT	JUV.	UNK.	TOTAL	ADULT	JUV.	UNK.	TOTAL	ADULT	JUV.	UNK.	TOTAL
Murder & Non-Negligent Manslaughter	1	0	0	1	1	0	0	1	5	0	0	5
Forcible Rape	0	0	0	0	2	0	0	2	4	0	0	4
Robbery	1	0	0	1	0	0	0	0	20	0	0	20
Aggravated Assault	11	0	0	11	31	3	0	34	83	1	0	84
Burglary	6	0	0	6	4	0	0	4	41	0	0	41
Larceny-Theft	29	3	0	32	13	0	0	13	394	2	0	396
Auto Theft	1	0	0	1	0	0	0	0	20	3	0	23
Sub Total for PART I CRIMES	49	3	0	52	51	3	0	54	567	6	0	573

PART II CRIMES												
Manslaughter by Negligence	0	1	0	1	0	0	0	0	0	0	0	0
Other Assaults	29	0	0	29	35	0	0	35	197	1	0	198
Arson	0	0	0	0	0	0	0	0	1	0	0	1
Forgery & Counterfeiting	32	0	0	32	1	0	0	1	75	0	0	75
Fraud	98	1	0	99	70	0	0	70	674	0	0	674
Embezzlement	1	0	0	1	2	0	0	2	11	0	0	11
Stolen Property: Buying, Receiving, Possession	14	0	0	14	2	0	0	2	63	3	0	66
Vandalism	11	1	0	12	16	2	0	18	153	1	0	154
Weapons: Carrying, Possession, Etc.	1	0	0	1	3	0	0	3	39	0	0	39
Prostitution & Commercialized Vice	0	0	0	0	0	0	0	0	0	0	0	0
Sex Offenses (Except Rape & Prostitution)	4	0	0	4	6	0	0	6	56	1	0	57
Narcotic Drug Laws	17	0	0	17	14	0	0	14	203	2	0	205
Gambling	0	0	0	0	0	0	0	0	0	0	0	0
Offenses Against Family	6	0	0	6	9	0	0	9	67	0	0	67
Driving Under the Influence	66	4	0	70	111	2	0	113	368	6	0	374
Liquor Laws	5	2	0	7	10	1	0	11	54	0	0	54
Drunkenness	70	1	0	71	73	1	0	74	305	1	0	306
Disorderly Conduct	48	0	0	48	42	1	0	43	193	2	0	195
All Other Offenses (Except Traffic)	64	5	0	69	50	1	0	51	213	4	0	217
Curfew & Loitering Law Violations	0	0	0	0	0	0	0	0	0	0	0	0
Runaways	0	0	0	0	0	0	0	0	0	0	0	0
Sub Total for PART II CRIMES	466	15	0	481	444	8	0	452	2672	21	0	2693

GRAND TOTAL	515	18	0	533	495	11	0	506	3239	27	0	3266
--------------------	------------	-----------	----------	------------	------------	-----------	----------	------------	-------------	-----------	----------	-------------

TOTAL ARRESTS BY COUNTY

PART I CRIMES	HENRY				HICKMAN				HOPKINS			
	ADULT	JUV.	UNK.	TOTAL	ADULT	JUV.	UNK.	TOTAL	ADULT	JUV.	UNK.	TOTAL
Murder & Non-Negligent Manslaughter	0	0	0	0	1	0	0	1	12	0	0	12
Forcible Rape	0	1	0	1	1	0	0	1	4	0	0	4
Robbery	0	0	0	0	0	0	0	0	3	0	0	3
Aggravated Assault	8	0	0	8	17	0	0	17	122	2	0	124
Burglary	5	0	0	5	7	0	0	7	45	3	0	48
Larceny-Theft	13	0	0	13	8	0	0	8	180	54	0	234
Auto Theft	2	1	0	3	2	0	0	2	18	6	0	24
Sub Total for PART I CRIMES	28	2	0	30	36	0	0	36	384	65	0	449

PART II CRIMES												
Manslaughter by Negligence	0	0	0	0	0	0	0	0	0	0	0	0
Other Assaults	30	0	0	30	22	0	0	22	75	0	0	75
Arson	0	0	0	0	0	0	0	0	2	0	0	2
Forgery & Counterfeiting	4	0	0	4	3	0	0	3	60	1	0	61
Fraud	39	0	0	39	35	0	0	35	381	0	0	381
Embezzlement	0	0	0	0	2	0	0	2	12	0	0	12
Stolen Property: Buying, Receiving, Possession	0	0	0	0	2	1	0	3	79	1	0	80
Vandalism	8	0	0	8	5	0	0	5	46	9	0	55
Weapons: Carrying, Possession, Etc.	2	0	0	2	1	0	0	1	28	0	0	28
Prostitution & Commercialized Vice	0	0	0	0	0	0	0	0	0	0	0	0
Sex Offenses (Except Rape & Prostitution)	1	3	0	4	10	0	0	10	17	0	0	17
Narcotic Drug Laws	37	0	0	37	10	0	0	10	199	7	0	206
Gambling	0	0	0	0	2	0	0	2	6	0	0	6
Offenses Against Family	9	0	0	9	7	0	0	7	36	1	0	37
Driving Under the Influence	121	5	0	126	30	0	0	30	400	7	0	407
Liquor Laws	28	1	0	29	9	0	0	9	56	16	0	72
Drunkenness	77	0	0	77	25	0	0	25	311	10	0	321
Disorderly Conduct	42	0	0	42	14	0	0	14	185	11	0	196
All Other Offenses (Except Traffic)	113	1	0	114	9	0	0	9	112	2	0	114
Curfew & Loitering Law Violations	0	0	0	0	0	0	0	0	0	0	0	0
Runaways	0	0	0	0	0	0	0	0	0	3	0	3
Sub Total for PART II CRIMES	511	10	0	521	186	1	0	187	2005	68	0	2073

GRAND TOTAL	539	12	0	551	222	1	0	223	2389	133	0	2522
--------------------	------------	-----------	----------	------------	------------	----------	----------	------------	-------------	------------	----------	-------------

TOTAL ARRESTS BY COUNTY

PART I CRIMES	JACKSON				JEFFERSON				JESSAMINE			
	ADULT	JUV.	UNK.	TOTAL	ADULT	JUV.	UNK.	TOTAL	ADULT	JUV.	UNK.	TOTAL
Murder & Non-Negligent Manslaughter	0	0	0	0	66	2	2	70	1	0	0	1
Forcible Rape	0	0	0	0	72	6	3	81	1	0	0	1
Robbery	0	0	0	0	569	66	7	642	1	0	0	1
Aggravated Assault	9	13	0	22	1978	127	24	2129	56	4	1	61
Burglary	1	0	0	1	1262	286	21	1569	12	11	2	25
Larceny-Theft	3	0	0	3	3594	825	134	4553	45	13	1	59
Auto Theft	1	0	0	1	262	118	23	403	10	2	0	12
Sub Total for PART I CRIMES	14	13	0	27	7803	1430	214	9447	126	30	4	160

PART II CRIMES												
Manslaughter by Negligence	0	0	0	0	1	0	0	1	0	0	0	0
Other Assaults	19	0	0	19	1869	33	36	1938	67	1	1	69
Arson	0	0	0	0	44	31	2	77	0	0	0	0
Forgery & Counterfeiting	0	0	0	0	1505	24	3	1532	16	1	1	18
Fraud	1	0	0	1	3756	26	43	3825	52	0	0	52
Embezzlement	0	0	0	0	273	0	7	280	3	0	0	3
Stolen Property: Buying, Receiving, Possession	16	0	0	16	1073	114	10	1197	7	2	0	9
Vandalism	7	0	0	7	878	54	15	947	14	3	1	18
Weapons: Carrying, Possession, Etc.	2	0	0	2	731	35	1	767	9	1	0	10
Prostitution & Commercialized Vice	0	0	0	0	398	6	1	405	0	0	0	0
Sex Offenses (Except Rape & Prostitution)	2	0	0	2	524	17	2	543	6	4	1	11
Narcotic Drug Laws	8	0	0	8	4668	140	18	4826	61	4	0	65
Gambling	0	0	0	0	80	0	1	81	0	0	0	0
Offenses Against Family	3	0	0	3	674	2	3	679	12	0	0	12
Driving Under the Influence	54	2	0	56	9277	5	26	9308	176	0	1	177
Liquor Laws	9	0	0	9	1032	136	20	1188	5	1	1	7
Drunkenness	112	1	0	113	9566	83	41	9690	343	11	2	356
Disorderly Conduct	18	1	0	19	6437	229	36	6702	62	10	2	74
All Other Offenses (Except Traffic)	41	26	0	67	2581	185	41	2807	138	11	2	151
Curfew & Loitering Law Violations	0	0	0	0	0	0	0	0	0	0	0	0
Runaways	0	0	0	0	0	0	0	0	0	0	0	0
Sub Total for PART II CRIMES	292	30	0	322	45367	1120	306	46793	971	49	12	1032

GRAND TOTAL	306	43	0	349	53170	2550	520	56240	1097	79	16	1192
--------------------	------------	-----------	----------	------------	--------------	-------------	------------	--------------	-------------	-----------	-----------	-------------

TOTAL ARRESTS BY COUNTY

PART I CRIMES	JOHNSON				KENTON				KNOTT			
	ADULT	JUV.	UNK.	TOTAL	ADULT	JUV.	UNK.	TOTAL	ADULT	JUV.	UNK.	TOTAL
Murder & Non-Negligent Manslaughter	3	0	0	3	8	1	0	9	1	0	0	1
Forcible Rape	3	0	0	3	8	2	0	10	3	1	0	4
Robbery	2	2	0	4	32	7	0	39	1	0	0	1
Aggravated Assault	5	1	0	6	291	21	1	313	29	1	0	30
Burglary	5	0	0	5	94	49	0	143	4	5	0	9
Larceny-Theft	7	0	0	7	374	107	0	481	14	5	0	19
Auto Theft	2	2	0	4	11	4	0	15	4	1	0	5
Sub Total for PART I CRIMES	27	5	0	32	818	191	1	1010	56	13	0	69

PART II CRIMES												
Manslaughter by Negligence	0	0	0	0	0	0	0	0	0	0	0	0
Other Assaults	0	0	0	0	194	17	3	214	37	0	0	37
Arson	0	2	0	2	10	1	0	11	1	0	0	1
Forgery & Counterfeiting	0	0	0	0	45	5	0	50	0	0	0	0
Fraud	7	0	0	7	264	5	1	270	2	0	0	2
Embezzlement	11	0	0	11	5	0	0	5	0	0	0	0
Stolen Property: Buying, Receiving, Possession	2	0	0	2	119	34	1	154	1	0	0	1
Vandalism	2	1	0	3	83	12	0	95	17	1	0	18
Weapons: Carrying, Possession, Etc.	3	1	0	4	146	21	0	167	1	0	0	1
Prostitution & Commercialized Vice	0	0	0	0	38	1	0	39	0	0	0	0
Sex Offenses (Except Rape & Prostitution)	6	0	0	6	47	2	0	49	13	1	0	14
Narcotic Drug Laws	20	1	0	21	861	64	1	926	55	3	0	58
Gambling	0	0	0	0	0	0	0	0	0	0	0	0
Offenses Against Family	1	0	0	1	333	4	1	338	6	0	0	6
Driving Under the Influence	152	5	0	157	1549	18	5	1572	166	2	0	168
Liquor Laws	0	0	0	0	249	45	0	294	2	1	0	3
Drunkenness	100	1	0	101	2048	38	13	2099	293	5	0	298
Disorderly Conduct	6	0	0	6	1038	75	10	1123	58	2	0	60
All Other Offenses (Except Traffic)	42	2	0	44	1558	92	3	1653	46	1	0	47
Curfew & Loitering Law Violations	0	0	0	0	0	11	0	11	0	0	0	0
Runaways	0	0	0	0	0	0	0	0	0	0	0	0
Sub Total for PART II CRIMES	352	13	0	365	8587	445	38	9070	698	16	0	714

GRAND TOTAL	379	18	0	397	9405	636	39	10080	754	29	0	783
--------------------	------------	-----------	----------	------------	-------------	------------	-----------	--------------	------------	-----------	----------	------------

TOTAL ARRESTS BY COUNTY

PART I CRIMES	KNOX				LARUE				LAUREL			
	ADULT	JUV.	UNK.	TOTAL	ADULT	JUV.	UNK.	TOTAL	ADULT	JUV.	UNK.	TOTAL
Murder & Non-Negligent Manslaughter	5	0	0	5	2	0	0	2	2	0	0	2
Forcible Rape	4	0	0	4	1	0	0	1	4	1	0	5
Robbery	2	0	0	2	0	0	0	0	6	0	0	6
Aggravated Assault	48	5	0	53	14	1	0	15	36	0	1	37
Burglary	16	5	0	21	4	1	0	5	20	7	0	27
Larceny-Theft	85	9	0	94	12	2	0	14	58	5	2	65
Auto Theft	0	1	0	1	1	0	0	1	7	1	0	8
Sub Total for PART I CRIMES	160	20	0	180	34	4	0	38	133	14	3	150

PART II CRIMES												
Manslaughter by Negligence	0	0	0	0	0	0	0	0	1	0	0	1
Other Assaults	139	0	0	139	65	2	0	67	42	0	0	42
Arson	2	1	0	3	2	0	0	2	1	0	0	1
Forgery & Counterfeiting	7	0	0	7	9	0	0	9	10	26	1	37
Fraud	10	0	0	10	122	0	0	122	25	0	1	26
Embezzlement	3	0	0	3	2	0	0	2	64	0	0	64
Stolen Property: Buying, Receiving, Possession	23	0	0	23	3	0	0	3	34	5	1	40
Vandalism	27	2	0	29	13	0	0	13	23	2	0	25
Weapons: Carrying, Possession, Etc.	13	0	0	13	13	0	0	13	16	1	0	17
Prostitution & Commercialized Vice	0	0	0	0	0	0	0	0	3	0	0	3
Sex Offenses (Except Rape & Prostitution)	5	0	0	5	13	0	0	13	12	0	0	12
Narcotic Drug Laws	91	2	0	93	33	2	0	35	101	5	1	107
Gambling	0	0	0	0	0	0	0	0	0	0	0	0
Offenses Against Family	1	0	0	1	21	0	0	21	13	0	0	13
Driving Under the Influence	341	13	0	354	116	2	0	118	527	9	1	537
Liquor Laws	47	1	0	48	11	0	0	11	13	0	0	13
Drunkenness	438	5	0	443	152	3	0	155	380	8	3	391
Disorderly Conduct	52	5	0	57	43	2	0	45	35	4	5	44
All Other Offenses (Except Traffic)	331	4	0	335	124	1	0	125	267	0	2	269
Curfew & Loitering Law Violations	0	0	0	0	0	0	0	0	0	0	0	0
Runaways	0	0	0	0	0	0	0	0	0	0	0	0
Sub Total for PART II CRIMES	1530	33	0	1563	742	12	0	754	1567	60	15	1642

GRAND TOTAL	1690	53	0	1743	776	16	0	792	1700	74	18	1792
--------------------	-------------	-----------	----------	-------------	------------	-----------	----------	------------	-------------	-----------	-----------	-------------

TOTAL ARRESTS BY COUNTY

PART I CRIMES	LAWRENCE				LEE				LESLIE			
	ADULT	JUV.	UNK.	TOTAL	ADULT	JUV.	UNK.	TOTAL	ADULT	JUV.	UNK.	TOTAL
Murder & Non-Negligent Manslaughter	0	0	0	0	0	0	0	0	3	0	0	3
Forcible Rape	1	0	0	1	0	0	0	0	1	0	0	1
Robbery	0	0	0	0	0	0	0	0	1	0	0	1
Aggravated Assault	9	0	0	9	9	0	0	9	13	0	0	13
Burglary	8	0	0	8	10	0	0	10	3	0	0	3
Larceny-Theft	7	0	0	7	9	0	0	9	1	1	0	2
Auto Theft	0	1	0	1	1	0	0	1	4	0	0	4
Sub Total for PART I CRIMES	25	1	0	26	29	0	0	29	26	1	0	27

PART II CRIMES												
Manslaughter by Negligence	0	0	0	0	0	0	0	0	0	0	0	0
Other Assaults	31	1	0	32	7	0	0	7	28	0	0	28
Arson	0	0	0	0	2	0	0	2	0	0	0	0
Forgery & Counterfeiting	6	0	0	6	0	0	0	0	0	0	0	0
Fraud	10	0	0	10	0	0	0	0	1	0	0	1
Embezzlement	2	0	0	2	0	0	0	0	0	0	0	0
Stolen Property: Buying, Receiving, Possession	4	6	0	10	0	2	0	2	7	6	0	13
Vandalism	9	1	0	10	6	0	0	6	8	0	0	8
Weapons: Carrying, Possession, Etc.	7	1	0	8	2	0	0	2	11	0	0	11
Prostitution & Commercialized Vice	0	0	0	0	0	0	0	0	0	0	0	0
Sex Offenses (Except Rape & Prostitution)	6	0	0	6	0	0	0	0	3	0	0	3
Narcotic Drug Laws	18	0	0	18	22	0	0	22	17	0	0	17
Gambling	0	0	0	0	0	0	0	0	0	0	0	0
Offenses Against Family	2	0	0	2	0	0	0	0	3	0	0	3
Driving Under the Influence	176	4	0	180	95	5	0	100	148	3	0	151
Liquor Laws	3	0	0	3	8	0	0	8	3	1	0	4
Drunkenness	176	0	0	176	169	5	0	174	129	3	0	132
Disorderly Conduct	39	0	0	39	20	1	0	21	26	4	0	30
All Other Offenses (Except Traffic)	67	3	0	70	31	0	0	31	31	0	0	31
Curfew & Loitering Law Violations	0	0	0	0	0	0	0	0	0	0	0	0
Runaways	0	0	0	0	0	0	0	0	0	0	0	0
Sub Total for PART II CRIMES	556	16	0	572	362	13	0	375	415	17	0	432

GRAND TOTAL	581	17	0	598	391	13	0	404	441	18	0	459
--------------------	------------	-----------	----------	------------	------------	-----------	----------	------------	------------	-----------	----------	------------

TOTAL ARRESTS BY COUNTY

PART I CRIMES	LETCHER				LEWIS				LINCOLN			
	ADULT	JUV.	UNK.	TOTAL	ADULT	JUV.	UNK.	TOTAL	ADULT	JUV.	UNK.	TOTAL
Murder & Non-Negligent Manslaughter	2	0	0	2	1	0	0	1	4	0	0	4
Forcible Rape	1	0	0	1	1	0	0	1	1	0	0	1
Robbery	0	0	0	0	0	0	0	0	1	0	0	1
Aggravated Assault	40	1	0	41	5	0	0	5	39	1	0	40
Burglary	16	3	0	19	2	0	0	2	18	0	0	18
Larceny-Theft	35	4	0	39	3	0	0	3	33	1	1	35
Auto Theft	7	0	0	7	0	0	0	0	2	0	0	2
Sub Total for PART I CRIMES	101	8	0	109	12	0	0	12	98	2	1	101

PART II CRIMES												
Manslaughter by Negligence	0	0	0	0	0	0	0	0	1	0	0	1
Other Assaults	152	0	0	152	10	0	0	10	55	0	0	55
Arson	3	0	0	3	3	0	0	3	2	0	0	2
Forgery & Counterfeiting	5	0	0	5	0	0	0	0	11	1	0	12
Fraud	19	1	0	20	2	0	0	2	118	2	0	120
Embezzlement	2	0	0	2	0	0	0	0	1	0	0	1
Stolen Property: Buying, Receiving, Possession	10	4	0	14	5	0	0	5	4	0	0	4
Vandalism	42	60	0	102	5	0	0	5	22	1	0	23
Weapons: Carrying, Possession, Etc.	16	0	0	16	5	0	0	5	10	0	0	10
Prostitution & Commercialized Vice	0	0	0	0	0	0	0	0	1	0	0	1
Sex Offenses (Except Rape & Prostitution)	12	0	0	12	9	0	0	9	1	0	0	1
Narcotic Drug Laws	106	3	0	109	18	1	0	19	36	0	0	36
Gambling	0	0	0	0	0	0	0	0	0	0	0	0
Offenses Against Family	16	0	0	16	7	0	0	7	21	0	0	21
Driving Under the Influence	271	4	0	275	69	1	0	70	156	5	0	161
Liquor Laws	8	0	0	8	2	1	0	3	9	0	0	9
Drunkenness	461	4	0	465	26	0	0	26	194	1	0	195
Disorderly Conduct	170	3	0	173	1	0	0	1	29	1	0	30
All Other Offenses (Except Traffic)	162	4	0	166	62	1	0	63	277	0	0	277
Curfew & Loitering Law Violations	0	0	0	0	0	0	0	0	0	0	0	0
Runaways	0	0	0	0	0	0	0	0	0	0	0	0
Sub Total for PART II CRIMES	1455	83	0	1538	224	4	0	228	948	11	0	959

GRAND TOTAL	1556	91	0	1647	236	4	0	240	1046	13	1	1060
--------------------	-------------	-----------	----------	-------------	------------	----------	----------	------------	-------------	-----------	----------	-------------

TOTAL ARRESTS BY COUNTY

PART I CRIMES	LIVINGSTON				LOGAN				LYON			
	ADULT	JUV.	UNK.	TOTAL	ADULT	JUV.	UNK.	TOTAL	ADULT	JUV.	UNK.	TOTAL
Murder & Non-Negligent Manslaughter	0	0	0	0	0	0	0	0	1	0	0	1
Forcible Rape	0	0	0	0	10	0	0	10	0	0	0	0
Robbery	1	0	0	1	0	0	0	0	0	0	0	0
Aggravated Assault	10	0	0	10	21	0	0	21	3	0	0	3
Burglary	1	0	0	1	12	3	0	15	1	0	0	1
Larceny-Theft	8	0	0	8	35	0	0	35	3	1	0	4
Auto Theft	3	2	0	5	1	0	0	1	0	0	0	0
Sub Total for PART I CRIMES	23	2	0	25	79	3	0	82	8	1	0	9

PART II CRIMES												
Manslaughter by Negligence	0	0	0	0	1	0	0	1	0	0	0	0
Other Assaults	14	0	0	14	37	0	0	37	2	0	0	2
Arson	0	0	0	0	1	0	0	1	3	0	0	3
Forgery & Counterfeiting	1	0	0	1	24	0	0	24	4	0	0	4
Fraud	16	0	0	16	337	6	0	343	2	0	0	2
Embezzlement	1	0	0	1	5	0	0	5	1	0	0	1
Stolen Property: Buying, Receiving, Possession	1	0	0	1	15	0	0	15	1	0	0	1
Vandalism	6	0	0	6	44	5	0	49	1	0	0	1
Weapons: Carrying, Possession, Etc.	2	0	0	2	9	0	0	9	0	0	0	0
Prostitution & Commercialized Vice	0	0	0	0	0	0	0	0	0	0	0	0
Sex Offenses (Except Rape & Prostitution)	1	0	0	1	51	0	0	51	0	0	0	0
Narcotic Drug Laws	11	0	0	11	116	1	0	117	17	0	0	17
Gambling	0	0	0	0	0	0	0	0	0	0	0	0
Offenses Against Family	3	0	0	3	40	0	0	40	0	0	0	0
Driving Under the Influence	62	1	0	63	291	6	0	297	49	0	0	49
Liquor Laws	5	0	0	5	42	0	0	42	7	0	0	7
Drunkenness	24	0	0	24	326	1	0	327	41	0	0	41
Disorderly Conduct	14	0	0	14	120	1	0	121	7	0	0	7
All Other Offenses (Except Traffic)	22	0	0	22	119	0	0	119	53	1	0	54
Curfew & Loitering Law Violations	0	0	0	0	0	0	0	0	0	0	0	0
Runaways	0	0	0	0	0	0	0	0	0	0	0	0
Sub Total for PART II CRIMES	183	1	0	184	1578	20	0	1598	188	1	0	189

GRAND TOTAL	206	3	0	209	1657	23	0	1680	196	2	0	198
--------------------	------------	----------	----------	------------	-------------	-----------	----------	-------------	------------	----------	----------	------------

TOTAL ARRESTS BY COUNTY

PART I CRIMES	MADISON				MAGOFFIN				MARION			
	ADULT	JUV.	UNK.	TOTAL	ADULT	JUV.	UNK.	TOTAL	ADULT	JUV.	UNK.	TOTAL
Murder & Non-Negligent Manslaughter	1	0	0	1	0	0	0	0	0	0	0	0
Forcible Rape	4	1	0	5	1	0	0	1	2	1	0	3
Robbery	7	0	0	7	1	0	0	1	3	0	0	3
Aggravated Assault	131	6	0	137	20	0	0	20	33	0	0	33
Burglary	42	16	1	59	5	2	0	7	9	4	0	13
Larceny-Theft	289	119	2	410	7	0	0	7	27	3	0	30
Auto Theft	6	2	0	8	2	2	0	4	4	0	0	4
Sub Total for PART I CRIMES	480	144	3	627	36	4	0	40	78	8	0	86

PART II CRIMES												
Manslaughter by Negligence	1	0	0	1	0	0	0	0	0	0	0	0
Other Assaults	178	7	0	185	34	3	0	37	35	0	0	35
Arson	3	0	0	3	0	0	0	0	1	1	0	2
Forgery & Counterfeiting	57	7	1	65	0	0	0	0	9	0	0	9
Fraud	330	2	2	334	6	0	0	6	39	1	0	40
Embezzlement	17	0	0	17	3	0	0	3	2	0	0	2
Stolen Property: Buying, Receiving, Possession	92	9	0	101	12	2	0	14	4	3	0	7
Vandalism	64	11	0	75	11	0	0	11	13	3	0	16
Weapons: Carrying, Possession, Etc.	37	4	0	41	5	0	0	5	8	1	0	9
Prostitution & Commercialized Vice	4	0	0	4	23	0	0	23	0	0	0	0
Sex Offenses (Except Rape & Prostitution)	26	1	0	27	0	0	0	0	3	0	0	3
Narcotic Drug Laws	284	18	0	302	0	1	0	1	61	0	0	61
Gambling	1	0	0	1	0	0	0	0	0	0	0	0
Offenses Against Family	21	0	0	21	10	0	0	10	2	0	0	2
Driving Under the Influence	1092	9	2	1103	140	2	0	142	186	6	0	192
Liquor Laws	61	4	0	65	2	0	0	2	1	0	0	1
Drunkenness	2013	20	1	2034	280	5	0	285	179	3	1	183
Disorderly Conduct	339	12	3	354	33	0	0	33	44	2	10	56
All Other Offenses (Except Traffic)	352	12	1	365	95	0	0	95	207	19	0	226
Curfew & Loitering Law Violations	7	1	0	8	0	0	0	0	0	0	0	0
Runaways	0	0	0	0	0	0	0	0	0	0	0	0
Sub Total for PART II CRIMES	4979	117	10	5106	654	13	0	667	794	39	11	844

GRAND TOTAL	5459	261	13	5733	690	17	0	707	872	47	11	930
--------------------	-------------	------------	-----------	-------------	------------	-----------	----------	------------	------------	-----------	-----------	------------

TOTAL ARRESTS BY COUNTY

PART I CRIMES	MARSHALL				MARTIN				MASON			
	ADULT	JUV.	UNK.	TOTAL	ADULT	JUV.	UNK.	TOTAL	ADULT	JUV.	UNK.	TOTAL
Murder & Non-Negligent Manslaughter	1	0	0	1	1	0	0	1	0	0	0	0
Forcible Rape	0	0	0	0	1	0	0	1	0	0	0	0
Robbery	0	0	0	0	2	2	0	4	0	0	0	0
Aggravated Assault	28	1	0	29	22	0	0	22	31	0	0	31
Burglary	29	1	0	30	7	2	0	9	7	3	0	10
Larceny-Theft	53	11	0	64	13	4	0	17	42	15	0	57
Auto Theft	5	3	0	8	3	0	0	3	5	2	0	7
Sub Total for PART I CRIMES	116	16	0	132	49	8	0	57	85	20	0	105

PART II CRIMES												
Manslaughter by Negligence	1	0	0	1	0	0	0	0	0	0	0	0
Other Assaults	74	2	0	76	40	1	0	41	41	3	0	44
Arson	2	0	0	2	0	0	0	0	0	0	0	0
Forgery & Counterfeiting	5	1	0	6	2	0	0	2	14	0	0	14
Fraud	92	1	2	95	3	0	0	3	54	0	0	54
Embezzlement	9	0	0	9	0	0	0	0	3	0	0	3
Stolen Property: Buying, Receiving, Possession	12	1	0	13	10	0	0	10	11	0	0	11
Vandalism	21	0	0	21	10	0	0	10	16	0	0	16
Weapons: Carrying, Possession, Etc.	5	0	0	5	1	0	0	1	4	1	0	5
Prostitution & Commercialized Vice	0	0	0	0	0	0	0	0	0	0	0	0
Sex Offenses (Except Rape & Prostitution)	3	0	0	3	1	0	0	1	9	0	0	9
Narcotic Drug Laws	21	2	0	23	23	0	0	23	60	0	0	60
Gambling	42	0	0	42	0	0	0	0	0	0	0	0
Offenses Against Family	9	0	0	9	8	0	0	8	20	0	0	20
Driving Under the Influence	157	6	0	163	113	1	0	114	137	2	0	139
Liquor Laws	21	1	0	22	4	0	0	4	30	26	0	56
Drunkenness	97	3	0	100	208	3	0	211	218	2	0	220
Disorderly Conduct	31	1	0	32	31	1	0	32	88	8	0	96
All Other Offenses (Except Traffic)	62	1	0	63	138	1	0	139	98	3	0	101
Curfew & Loitering Law Violations	0	0	0	0	0	0	0	0	0	0	0	0
Runaways	0	0	0	0	0	0	0	0	0	0	0	0
Sub Total for PART II CRIMES	664	19	2	685	592	7	0	599	803	45	0	848

GRAND TOTAL	780	35	2	817	641	15	0	656	888	65	0	953
--------------------	------------	-----------	----------	------------	------------	-----------	----------	------------	------------	-----------	----------	------------

TOTAL ARRESTS BY COUNTY

PART I CRIMES	McCRACKEN				McCREARY				McLEAN			
	ADULT	JUV.	UNK.	TOTAL	ADULT	JUV.	UNK.	TOTAL	ADULT	JUV.	UNK.	TOTAL
Murder & Non-Negligent Manslaughter	6	0	0	6	3	0	0	3	2	0	0	2
Forcible Rape	14	1	0	15	1	0	0	1	0	0	0	0
Robbery	20	3	0	23	2	0	0	2	0	0	0	0
Aggravated Assault	130	6	0	136	47	0	0	47	15	0	0	15
Burglary	42	24	0	66	3	2	0	5	4	9	0	13
Larceny-Theft	388	155	2	545	12	0	0	12	16	0	0	16
Auto Theft	21	6	0	27	5	2	0	7	3	0	0	3
Sub Total for PART I CRIMES	621	195	2	818	73	4	0	77	40	9	0	49

PART II CRIMES												
Manslaughter by Negligence	0	0	0	0	0	0	0	0	0	0	0	0
Other Assaults	283	8	1	292	171	1	0	172	19	0	0	19
Arson	4	0	0	4	2	0	0	2	0	0	0	0
Forgery & Counterfeiting	83	3	0	86	2	6	0	8	4	0	0	4
Fraud	890	2	7	899	6	0	0	6	36	0	0	36
Embezzlement	53	0	0	53	6	1	0	7	0	0	0	0
Stolen Property: Buying, Receiving, Possession	65	29	0	94	8	0	0	8	0	0	0	0
Vandalism	103	25	0	128	23	0	0	23	12	11	0	23
Weapons: Carrying, Possession, Etc.	43	3	2	48	11	0	0	11	0	0	0	0
Prostitution & Commercialized Vice	0	0	0	0	0	0	0	0	0	0	0	0
Sex Offenses (Except Rape & Prostitution)	18	1	1	20	3	0	0	3	2	0	0	2
Narcotic Drug Laws	322	14	2	338	34	0	0	34	14	4	0	18
Gambling	4	0	0	4	0	0	0	0	0	0	0	0
Offenses Against Family	51	0	0	51	3	0	0	3	1	0	0	1
Driving Under the Influence	1086	12	1	1099	213	3	0	216	34	6	0	40
Liquor Laws	66	31	0	97	7	0	0	7	3	3	0	6
Drunkenness	838	35	10	883	283	2	0	285	23	1	0	24
Disorderly Conduct	341	42	6	389	113	2	0	115	28	1	0	29
All Other Offenses (Except Traffic)	622	35	3	660	189	2	0	191	35	0	0	35
Curfew & Loitering Law Violations	0	0	0	0	0	0	0	0	0	0	0	0
Runaways	0	0	0	0	0	0	0	0	0	0	0	0
Sub Total for PART II CRIMES	4872	240	33	5145	1074	17	0	1091	211	26	0	237

GRAND TOTAL	5493	435	35	5963	1147	21	0	1168	251	35	0	286
--------------------	-------------	------------	-----------	-------------	-------------	-----------	----------	-------------	------------	-----------	----------	------------

TOTAL ARRESTS BY COUNTY

PART I CRIMES	MEADE				MENIFEE				MERCER			
	ADULT	JUV.	UNK.	TOTAL	ADULT	JUV.	UNK.	TOTAL	ADULT	JUV.	UNK.	TOTAL
Murder & Non-Negligent Manslaughter	2	0	0	2	1	0	0	1	0	0	0	0
Forcible Rape	1	0	0	1	0	0	0	0	1	0	0	1
Robbery	0	0	0	0	0	0	0	0	0	0	0	0
Aggravated Assault	14	0	0	14	3	1	0	4	27	3	0	30
Burglary	11	0	0	11	2	0	0	2	1	2	0	3
Larceny-Theft	17	4	0	21	0	0	0	0	24	26	0	50
Auto Theft	2	0	0	2	1	0	0	1	2	0	0	2
Sub Total for PART I CRIMES	47	4	0	51	7	1	0	8	55	31	0	86

PART II CRIMES												
Manslaughter by Negligence	0	0	0	0	0	0	0	0	0	0	0	0
Other Assaults	31	0	0	31	8	0	0	8	37	2	0	39
Arson	0	0	0	0	1	0	0	1	0	0	0	0
Forgery & Counterfeiting	47	0	0	47	0	0	0	0	1	1	0	2
Fraud	99	0	0	99	5	0	0	5	49	1	0	50
Embezzlement	0	0	0	0	2	0	0	2	1	0	0	1
Stolen Property: Buying, Receiving, Possession	2	0	0	2	4	0	0	4	0	1	0	1
Vandalism	8	0	0	8	4	0	0	4	10	6	0	16
Weapons: Carrying, Possession, Etc.	1	0	0	1	0	0	0	0	5	0	0	5
Prostitution & Commercialized Vice	0	0	0	0	0	0	0	0	0	0	0	0
Sex Offenses (Except Rape & Prostitution)	367	0	0	367	1	0	0	1	8	0	0	8
Narcotic Drug Laws	45	0	0	45	3	1	0	4	35	4	0	39
Gambling	0	0	0	0	0	0	0	0	2	0	0	2
Offenses Against Family	6	0	0	6	2	0	0	2	14	3	0	17
Driving Under the Influence	230	2	0	232	14	0	0	14	172	6	0	178
Liquor Laws	17	0	0	17	5	0	0	5	39	3	0	42
Drunkenness	134	1	0	135	28	0	0	28	160	13	0	173
Disorderly Conduct	32	0	0	32	6	0	0	6	69	2	0	71
All Other Offenses (Except Traffic)	80	0	0	80	15	0	0	15	124	3	0	127
Curfew & Loitering Law Violations	4	0	0	4	0	0	0	0	0	0	0	0
Runaways	0	0	0	0	0	0	0	0	0	0	0	0
Sub Total for PART II CRIMES	1103	3	0	1106	98	1	0	99	726	45	0	771

GRAND TOTAL	1150	7	0	1157	105	2	0	107	781	76	0	857
--------------------	-------------	----------	----------	-------------	------------	----------	----------	------------	------------	-----------	----------	------------

TOTAL ARRESTS BY COUNTY

PART I CRIMES	METCALFE				MONROE				MONTGOMERY			
	ADULT	JUV.	UNK.	TOTAL	ADULT	JUV.	UNK.	TOTAL	ADULT	JUV.	UNK.	TOTAL
Murder & Non-Negligent Manslaughter	0	0	0	0	2	0	0	2	2	0	0	2
Forcible Rape	0	0	0	0	3	0	0	3	3	0	0	3
Robbery	0	0	0	0	3	0	0	3	1	0	0	1
Aggravated Assault	15	0	0	15	30	0	0	30	52	0	0	52
Burglary	7	0	0	7	2	0	0	2	19	2	0	21
Larceny-Theft	11	3	0	14	7	0	0	7	43	0	0	43
Auto Theft	0	0	0	0	1	0	0	1	7	0	0	7
Sub Total for PART I CRIMES	33	3	0	36	48	0	0	48	127	2	0	129

PART II CRIMES												
Manslaughter by Negligence	0	0	0	0	0	0	0	0	0	0	0	0
Other Assaults	21	0	0	21	29	0	0	29	64	0	0	64
Arson	0	0	0	0	0	0	0	0	1	0	0	1
Forgery & Counterfeiting	3	0	0	3	0	0	0	0	8	0	0	8
Fraud	49	0	0	49	33	0	0	33	666	6	0	672
Embezzlement	2	0	0	2	0	0	0	0	2	0	0	2
Stolen Property: Buying, Receiving, Possession	0	0	0	0	5	0	0	5	17	0	0	17
Vandalism	14	3	0	17	7	0	0	7	23	1	0	24
Weapons: Carrying, Possession, Etc.	3	0	0	3	5	0	0	5	10	0	0	10
Prostitution & Commercialized Vice	0	0	0	0	0	0	0	0	0	0	0	0
Sex Offenses (Except Rape & Prostitution)	0	0	0	0	3	3	0	6	6	0	0	6
Narcotic Drug Laws	16	0	0	16	13	0	0	13	74	2	0	76
Gambling	0	0	0	0	0	0	0	0	0	0	0	0
Offenses Against Family	3	0	0	3	6	0	0	6	14	0	0	14
Driving Under the Influence	65	0	0	65	46	1	0	47	145	5	0	150
Liquor Laws	8	0	0	8	4	0	0	4	22	22	0	44
Drunkenness	41	1	0	42	157	0	0	157	295	9	0	304
Disorderly Conduct	37	0	0	37	44	0	0	44	101	0	0	101
All Other Offenses (Except Traffic)	76	1	0	77	15	0	0	15	145	3	0	148
Curfew & Loitering Law Violations	0	0	0	0	0	0	0	0	0	1	0	1
Runaways	0	0	0	0	0	0	0	0	0	0	0	0
Sub Total for PART II CRIMES	338	5	0	343	367	4	0	371	1593	49	0	1642

GRAND TOTAL	371	8	0	379	415	4	0	419	1720	51	0	1771
--------------------	------------	----------	----------	------------	------------	----------	----------	------------	-------------	-----------	----------	-------------

TOTAL ARRESTS BY COUNTY

PART I CRIMES	MORGAN				MUHLENBERG				NELSON			
	ADULT	JUV.	UNK.	TOTAL	ADULT	JUV.	UNK.	TOTAL	ADULT	JUV.	UNK.	TOTAL
Murder & Non-Negligent Manslaughter	0	0	0	0	1	0	0	1	1	0	0	1
Forcible Rape	0	0	0	0	2	0	0	2	3	0	0	3
Robbery	0	0	0	0	1	0	0	1	0	0	0	0
Aggravated Assault	16	0	0	16	50	0	0	50	35	0	0	35
Burglary	6	0	0	6	22	1	0	23	25	1	0	26
Larceny-Theft	2	0	0	2	84	4	0	88	37	7	0	44
Auto Theft	2	0	0	2	8	0	0	8	6	0	0	6
Sub Total for PART I CRIMES	26	0	0	26	168	5	0	173	107	8	0	115

PART II CRIMES												
Manslaughter by Negligence	0	0	0	0	0	0	0	0	0	0	0	0
Other Assaults	18	0	0	18	78	0	0	78	107	2	1	110
Arson	1	0	0	1	0	0	0	0	1	0	0	1
Forgery & Counterfeiting	0	0	0	0	18	2	0	20	10	0	0	10
Fraud	0	0	0	0	14	0	0	14	434	4	8	446
Embezzlement	0	0	0	0	1	0	0	1	6	0	0	6
Stolen Property: Buying, Receiving, Possession	4	0	0	4	12	2	0	14	15	2	0	17
Vandalism	3	0	0	3	26	0	0	26	33	2	1	36
Weapons: Carrying, Possession, Etc.	10	0	0	10	8	0	0	8	13	0	0	13
Prostitution & Commercialized Vice	0	0	0	0	0	0	0	0	0	0	0	0
Sex Offenses (Except Rape & Prostitution)	5	0	0	5	2	0	0	2	378	0	0	378
Narcotic Drug Laws	16	0	0	16	40	4	0	44	62	1	0	63
Gambling	0	0	0	0	0	0	0	0	0	0	0	0
Offenses Against Family	2	0	0	2	7	0	0	7	14	0	0	14
Driving Under the Influence	115	2	0	117	241	3	0	244	271	5	2	278
Liquor Laws	6	0	0	6	40	0	0	40	55	18	0	73
Drunkenness	89	0	0	89	210	3	0	213	288	6	0	294
Disorderly Conduct	31	0	0	31	64	6	0	70	83	1	0	84
All Other Offenses (Except Traffic)	73	0	0	73	166	0	0	166	113	6	0	119
Curfew & Loitering Law Violations	0	0	0	0	0	0	0	0	0	0	0	0
Runaways	0	0	0	0	0	0	0	0	0	0	0	0
Sub Total for PART II CRIMES	373	2	0	375	927	20	0	947	1883	47	12	1942

GRAND TOTAL	399	2	0	401	1095	25	0	1120	1990	55	12	2057
--------------------	------------	----------	----------	------------	-------------	-----------	----------	-------------	-------------	-----------	-----------	-------------

TOTAL ARRESTS BY COUNTY

PART I CRIMES	NICHOLAS				OHIO				OLDHAM			
	ADULT	JUV.	UNK.	TOTAL	ADULT	JUV.	UNK.	TOTAL	ADULT	JUV.	UNK.	TOTAL
Murder & Non-Negligent Manslaughter	0	0	0	0	1	0	0	1	1	0	0	1
Forcible Rape	0	0	0	0	4	0	0	4	5	1	0	6
Robbery	1	0	0	1	4	0	0	4	1	0	0	1
Aggravated Assault	9	0	0	9	36	1	0	37	39	6	0	45
Burglary	1	1	0	2	22	6	0	28	6	6	0	12
Larceny-Theft	5	0	0	5	71	2	0	73	35	37	1	73
Auto Theft	0	0	0	0	2	0	0	2	4	3	0	7
Sub Total for PART I CRIMES	16	1	0	17	140	9	0	149	91	53	1	145

PART II CRIMES												
Manslaughter by Negligence	0	0	0	0	0	0	0	0	0	0	0	0
Other Assaults	10	0	0	10	25	0	0	25	39	0	0	39
Arson	5	0	0	5	1	0	0	1	1	0	0	1
Forgery & Counterfeiting	8	0	0	8	3	0	0	3	13	0	0	13
Fraud	10	0	0	10	2	0	0	2	57	1	0	58
Embezzlement	1	0	0	1	0	0	0	0	4	0	0	4
Stolen Property: Buying, Receiving, Possession	3	0	0	3	5	0	0	5	8	6	0	14
Vandalism	9	0	0	9	17	2	0	19	9	3	0	12
Weapons: Carrying, Possession, Etc.	2	0	0	2	1	0	0	1	11	3	0	14
Prostitution & Commercialized Vice	0	0	0	0	0	0	0	0	0	0	0	0
Sex Offenses (Except Rape & Prostitution)	1	0	0	1	4	0	0	4	13	0	0	13
Narcotic Drug Laws	7	0	0	7	24	9	0	33	87	9	0	96
Gambling	0	0	0	0	0	0	0	0	0	0	0	0
Offenses Against Family	2	0	0	2	3	0	0	3	13	0	0	13
Driving Under the Influence	45	3	0	48	103	3	0	106	228	8	0	236
Liquor Laws	3	0	0	3	4	0	0	4	39	28	0	67
Drunkenness	38	1	0	39	51	1	0	52	140	10	1	151
Disorderly Conduct	23	0	0	23	13	0	0	13	33	3	0	36
All Other Offenses (Except Traffic)	32	0	0	32	131	3	0	134	255	12	0	267
Curfew & Loitering Law Violations	0	0	0	0	0	0	0	0	0	0	0	0
Runaways	0	0	0	0	0	0	0	0	0	0	0	0
Sub Total for PART II CRIMES	199	4	0	203	387	18	0	405	950	83	1	1034

GRAND TOTAL	215	5	0	220	527	27	0	554	1041	136	2	1179
--------------------	------------	----------	----------	------------	------------	-----------	----------	------------	-------------	------------	----------	-------------

TOTAL ARRESTS BY COUNTY

PART I CRIMES	OWEN				OWSLEY				PENDLETON			
	ADULT	JUV.	UNK.	TOTAL	ADULT	JUV.	UNK.	TOTAL	ADULT	JUV.	UNK.	TOTAL
Murder & Non-Negligent Manslaughter	0	0	0	0	0	0	0	0	0	0	0	0
Forcible Rape	2	2	0	4	0	0	0	0	0	1	0	1
Robbery	1	0	0	1	1	0	0	1	2	0	0	2
Aggravated Assault	9	0	0	9	13	0	0	13	5	1	0	6
Burglary	9	1	0	10	5	4	0	9	7	0	0	7
Larceny-Theft	9	0	0	9	0	2	0	2	12	0	0	12
Auto Theft	2	1	0	3	2	0	0	2	2	0	0	2
Sub Total for PART I CRIMES	32	4	0	36	21	6	0	27	28	2	0	30

PART II CRIMES												
Manslaughter by Negligence	0	0	0	0	0	0	0	0	0	0	0	0
Other Assaults	5	0	0	5	15	0	0	15	7	0	0	7
Arson	0	0	0	0	1	2	0	3	0	0	0	0
Forgery & Counterfeiting	0	0	0	0	0	0	0	0	4	0	0	4
Fraud	5	0	0	5	4	0	0	4	1	0	0	1
Embezzlement	2	0	0	2	0	0	0	0	0	0	0	0
Stolen Property: Buying, Receiving, Possession	7	0	0	7	0	0	0	0	3	1	0	4
Vandalism	3	1	0	4	2	0	0	2	6	0	0	6
Weapons: Carrying, Possession, Etc.	1	0	0	1	4	0	0	4	1	0	0	1
Prostitution & Commercialized Vice	0	0	0	0	0	0	0	0	0	0	0	0
Sex Offenses (Except Rape & Prostitution)	10	5	0	15	0	1	0	1	5	0	0	5
Narcotic Drug Laws	27	5	0	32	22	0	0	22	28	0	0	28
Gambling	0	0	0	0	0	0	0	0	0	0	0	0
Offenses Against Family	2	0	0	2	0	0	0	0	3	1	0	4
Driving Under the Influence	71	0	0	71	120	4	0	124	70	5	0	75
Liquor Laws	5	1	0	6	0	0	0	0	14	2	0	16
Drunkenness	51	0	0	51	102	5	0	107	46	2	0	48
Disorderly Conduct	9	0	0	9	10	0	0	10	20	2	0	22
All Other Offenses (Except Traffic)	59	3	0	62	119	1	0	120	59	4	0	63
Curfew & Loitering Law Violations	0	0	0	0	0	0	0	0	0	0	0	0
Runaways	0	0	0	0	0	0	0	0	0	0	0	0
Sub Total for PART II CRIMES	257	15	0	272	399	13	0	412	267	17	0	284

GRAND TOTAL	289	19	0	308	420	19	0	439	295	19	0	314
--------------------	------------	-----------	----------	------------	------------	-----------	----------	------------	------------	-----------	----------	------------

TOTAL ARRESTS BY COUNTY

PART I CRIMES	PERRY				PIKE				POWELL			
	ADULT	JUV.	UNK.	TOTAL	ADULT	JUV.	UNK.	TOTAL	ADULT	JUV.	UNK.	TOTAL
Murder & Non-Negligent Manslaughter	3	0	0	3	3	0	0	3	5	0	0	5
Forcible Rape	6	0	0	6	3	0	0	3	0	0	0	0
Robbery	5	0	0	5	8	0	0	8	0	0	0	0
Aggravated Assault	147	1	0	148	127	2	0	129	14	0	0	14
Burglary	24	9	0	33	17	2	0	19	11	2	0	13
Larceny-Theft	115	5	0	120	114	24	0	138	6	0	0	6
Auto Theft	16	2	0	18	5	1	0	6	2	1	0	3
Sub Total for PART I CRIMES	316	17	0	333	277	29	0	306	38	3	0	41

PART II CRIMES												
Manslaughter by Negligence	0	0	0	0	0	0	0	0	0	0	0	0
Other Assaults	241	4	0	245	169	1	1	171	2	0	0	2
Arson	6	0	0	6	16	6	0	22	2	0	0	2
Forgery & Counterfeiting	10	1	0	11	22	0	0	22	1	0	0	1
Fraud	59	0	0	59	28	1	0	29	7	0	0	7
Embezzlement	4	0	0	4	11	0	0	11	0	0	0	0
Stolen Property: Buying, Receiving, Possession	19	0	0	19	17	0	0	17	5	0	0	5
Vandalism	79	2	0	81	34	2	0	36	9	0	0	9
Weapons: Carrying, Possession, Etc.	34	2	0	36	47	0	0	47	3	0	0	3
Prostitution & Commercialized Vice	0	0	0	0	0	0	0	0	0	0	0	0
Sex Offenses (Except Rape & Prostitution)	12	0	0	12	29	2	0	31	3	0	0	3
Narcotic Drug Laws	144	3	0	147	190	13	0	203	19	0	0	19
Gambling	0	0	0	0	5	0	0	5	0	0	0	0
Offenses Against Family	23	0	0	23	15	0	0	15	3	0	0	3
Driving Under the Influence	429	7	0	436	1001	26	1	1028	95	3	1	99
Liquor Laws	21	3	0	24	36	8	0	44	13	1	0	14
Drunkenness	818	3	0	821	1518	24	0	1542	78	4	0	82
Disorderly Conduct	211	5	0	216	435	3	0	438	4	0	0	4
All Other Offenses (Except Traffic)	175	1	0	176	328	2	0	330	22	0	0	22
Curfew & Loitering Law Violations	0	0	0	0	0	0	0	0	0	0	0	0
Runaways	0	0	0	0	0	0	0	0	0	0	0	0
Sub Total for PART II CRIMES	2285	31	0	2316	3901	88	2	3991	266	8	1	275

GRAND TOTAL	2601	48	0	2649	4178	117	2	4297	304	11	1	316
--------------------	-------------	-----------	----------	-------------	-------------	------------	----------	-------------	------------	-----------	----------	------------

TOTAL ARRESTS BY COUNTY

PART I CRIMES	PULASKI				ROBERTSON				ROCKCASTLE			
	ADULT	JUV.	UNK.	TOTAL	ADULT	JUV.	UNK.	TOTAL	ADULT	JUV.	UNK.	TOTAL
Murder & Non-Negligent Manslaughter	2	0	0	2	0	0	0	0	7	0	0	7
Forcible Rape	3	0	0	3	0	0	0	0	2	0	0	2
Robbery	5	0	0	5	0	0	0	0	2	0	0	2
Aggravated Assault	140	2	1	143	1	0	0	1	24	1	0	25
Burglary	116	28	5	149	0	0	0	0	9	0	0	9
Larceny-Theft	428	93	4	525	1	0	0	1	16	0	0	16
Auto Theft	16	8	0	24	0	0	0	0	3	0	0	3
Sub Total for PART I CRIMES	710	131	10	851	2	0	0	2	63	1	0	64

PART II CRIMES												
Manslaughter by Negligence	0	0	0	0	0	0	0	0	0	0	0	0
Other Assaults	147	1	1	149	0	0	0	0	41	0	0	41
Arson	15	0	0	15	0	0	0	0	5	0	0	5
Forgery & Counterfeiting	77	6	0	83	0	0	0	0	3	0	0	3
Fraud	686	34	4	724	4	0	0	4	7	0	0	7
Embezzlement	32	2	0	34	0	0	0	0	1	0	0	1
Stolen Property: Buying, Receiving, Possession	67	1	0	68	0	0	0	0	15	1	0	16
Vandalism	154	27	4	185	1	0	0	1	14	0	0	14
Weapons: Carrying, Possession, Etc.	45	2	0	47	0	0	0	0	15	0	0	15
Prostitution & Commercialized Vice	0	0	0	0	0	0	0	0	0	0	0	0
Sex Offenses (Except Rape & Prostitution)	15	5	0	20	0	0	0	0	3	0	0	3
Narcotic Drug Laws	266	10	1	277	2	0	0	2	41	5	0	46
Gambling	1	0	0	1	0	0	0	0	0	0	0	0
Offenses Against Family	69	0	0	69	0	0	0	0	6	0	0	6
Driving Under the Influence	544	11	1	556	9	0	0	9	194	3	0	197
Liquor Laws	61	5	0	66	1	0	0	1	16	2	0	18
Drunkenness	640	4	1	645	2	0	0	2	262	2	0	264
Disorderly Conduct	196	0	3	199	1	0	0	1	43	0	0	43
All Other Offenses (Except Traffic)	532	27	5	564	4	0	0	4	61	0	0	61
Curfew & Loitering Law Violations	0	0	0	0	0	0	0	0	0	0	0	0
Runaways	0	0	0	0	0	0	0	0	0	0	0	0
Sub Total for PART II CRIMES	3547	135	20	3702	24	0	0	24	727	13	0	740

GRAND TOTAL	4257	266	30	4553	26	0	0	26	790	14	0	804
--------------------	-------------	------------	-----------	-------------	-----------	----------	----------	-----------	------------	-----------	----------	------------

TOTAL ARRESTS BY COUNTY

PART I CRIMES	ROWAN				RUSSELL				SCOTT			
	ADULT	JUV.	UNK.	TOTAL	ADULT	JUV.	UNK.	TOTAL	ADULT	JUV.	UNK.	TOTAL
Murder & Non-Negligent Manslaughter	3	0	0	3	1	0	0	1	0	0	0	0
Forcible Rape	8	0	0	8	0	0	0	0	0	0	0	0
Robbery	2	0	0	2	0	0	0	0	1	0	0	1
Aggravated Assault	35	0	0	35	15	2	0	17	83	4	1	88
Burglary	18	0	0	18	11	0	0	11	9	1	1	11
Larceny-Theft	57	2	0	59	19	4	0	23	53	8	0	61
Auto Theft	7	0	0	7	3	0	0	3	5	0	0	5
Sub Total for PART I CRIMES	130	2	0	132	49	6	0	55	151	13	2	166

PART II CRIMES												
Manslaughter by Negligence	0	0	0	0	0	0	0	0	0	0	0	0
Other Assaults	89	0	3	92	42	5	0	47	43	4	0	47
Arson	0	0	0	0	4	0	0	4	0	0	0	0
Forgery & Counterfeiting	10	0	0	10	8	0	0	8	34	4	0	38
Fraud	43	0	1	44	46	0	0	46	117	6	1	124
Embezzlement	9	0	0	9	0	0	0	0	6	0	0	6
Stolen Property: Buying, Receiving, Possession	22	1	0	23	0	0	0	0	21	5	0	26
Vandalism	19	0	0	19	9	1	0	10	20	2	0	22
Weapons: Carrying, Possession, Etc.	19	0	0	19	8	0	0	8	17	1	0	18
Prostitution & Commercialized Vice	0	0	0	0	0	0	0	0	0	0	0	0
Sex Offenses (Except Rape & Prostitution)	16	0	0	16	2	0	0	2	8	1	0	9
Narcotic Drug Laws	193	0	1	194	45	1	0	46	120	1	1	122
Gambling	0	0	0	0	0	0	0	0	0	0	0	0
Offenses Against Family	11	0	0	11	9	0	0	9	50	1	2	53
Driving Under the Influence	367	3	2	372	197	7	0	204	289	4	0	293
Liquor Laws	72	5	0	77	24	2	0	26	42	1	2	45
Drunkenness	619	11	1	631	263	1	0	264	268	8	2	278
Disorderly Conduct	91	6	2	99	93	2	0	95	83	8	0	91
All Other Offenses (Except Traffic)	297	1	3	301	147	0	0	147	123	6	1	130
Curfew & Loitering Law Violations	0	0	0	0	0	0	0	0	0	0	0	0
Runaways	0	0	0	0	0	0	0	0	0	0	0	0
Sub Total for PART II CRIMES	1877	27	13	1917	897	19	0	916	1241	52	9	1302

GRAND TOTAL	2007	29	13	2049	946	25	0	971	1392	65	11	1468
--------------------	-------------	-----------	-----------	-------------	------------	-----------	----------	------------	-------------	-----------	-----------	-------------

TOTAL ARRESTS BY COUNTY

PART I CRIMES	SHELBY				SIMPSON				SPENCER			
	ADULT	JUV.	UNK.	TOTAL	ADULT	JUV.	UNK.	TOTAL	ADULT	JUV.	UNK.	TOTAL
Murder & Non-Negligent Manslaughter	2	0	0	2	2	0	0	2	1	0	0	1
Forcible Rape	10	18	0	28	0	0	0	0	0	0	0	0
Robbery	0	0	0	0	2	0	0	2	0	0	0	0
Aggravated Assault	47	1	0	48	4	0	0	4	8	0	0	8
Burglary	24	8	0	32	1	0	0	1	4	0	0	4
Larceny-Theft	71	13	0	84	4	0	0	4	5	1	0	6
Auto Theft	4	7	0	11	0	0	0	0	0	0	0	0
Sub Total for PART I CRIMES	158	47	0	205	13	0	0	13	18	1	0	19

PART II CRIMES												
Manslaughter by Negligence	0	0	0	0	0	0	0	0	0	0	0	0
Other Assaults	46	1	1	48	2	1	0	3	13	0	0	13
Arson	0	0	0	0	0	0	0	0	0	0	0	0
Forgery & Counterfeiting	71	1	0	72	6	0	0	6	2	0	0	2
Fraud	136	3	0	139	5	0	0	5	7	0	0	7
Embezzlement	5	0	0	5	0	0	0	0	1	0	0	1
Stolen Property: Buying, Receiving, Possession	20	6	0	26	0	0	0	0	1	0	0	1
Vandalism	27	14	0	41	2	0	0	2	11	0	0	11
Weapons: Carrying, Possession, Etc.	11	0	0	11	0	0	0	0	3	0	0	3
Prostitution & Commercialized Vice	0	0	0	0	0	0	0	0	0	0	0	0
Sex Offenses (Except Rape & Prostitution)	46	73	0	119	2	0	0	2	4	0	0	4
Narcotic Drug Laws	82	2	0	84	11	0	0	11	45	0	0	45
Gambling	3	0	0	3	0	0	0	0	0	0	0	0
Offenses Against Family	24	0	0	24	0	0	0	0	1	0	0	1
Driving Under the Influence	276	5	1	282	77	2	0	79	75	1	0	76
Liquor Laws	12	3	0	15	2	0	0	2	18	1	0	19
Drunkenness	268	1	1	270	22	0	0	22	51	0	0	51
Disorderly Conduct	79	3	0	82	7	1	0	8	2	0	0	2
All Other Offenses (Except Traffic)	137	24	0	161	25	0	0	25	30	0	0	30
Curfew & Loitering Law Violations	0	0	0	0	0	0	0	0	0	0	0	0
Runaways	0	0	0	0	0	0	0	0	0	0	0	0
Sub Total for PART II CRIMES	1243	136	3	1382	161	4	0	165	264	2	0	266

GRAND TOTAL	1401	183	3	1587	174	4	0	178	282	3	0	285
--------------------	-------------	------------	----------	-------------	------------	----------	----------	------------	------------	----------	----------	------------

TOTAL ARRESTS BY COUNTY

PART I CRIMES	TAYLOR				TODD				TRIGG			
	ADULT	JUV.	UNK.	TOTAL	ADULT	JUV.	UNK.	TOTAL	ADULT	JUV.	UNK.	TOTAL
Murder & Non-Negligent Manslaughter	1	0	0	1	1	0	0	1	1	2	0	3
Forcible Rape	1	0	0	1	2	0	0	2	0	0	0	0
Robbery	1	0	0	1	0	0	0	0	0	3	0	3
Aggravated Assault	32	2	0	34	7	0	0	7	19	1	0	20
Burglary	21	0	0	21	1	0	0	1	2	0	0	2
Larceny-Theft	56	7	1	64	5	0	0	5	28	4	0	32
Auto Theft	3	0	0	3	2	0	0	2	1	0	0	1
Sub Total for PART I CRIMES	115	9	1	125	18	0	0	18	51	10	0	61

PART II CRIMES												
Manslaughter by Negligence	0	0	0	0	0	0	0	0	0	0	0	0
Other Assaults	58	1	0	59	9	0	0	9	27	0	0	27
Arson	14	2	0	16	0	0	0	0	0	0	0	0
Forgery & Counterfeiting	12	0	0	12	9	0	0	9	2	0	0	2
Fraud	114	1	1	116	70	0	0	70	28	0	0	28
Embezzlement	9	0	0	9	0	0	0	0	2	0	0	2
Stolen Property: Buying, Receiving, Possession	8	0	0	8	2	0	0	2	11	1	0	12
Vandalism	27	0	0	27	2	0	0	2	12	0	0	12
Weapons: Carrying, Possession, Etc.	6	0	0	6	0	0	0	0	2	0	0	2
Prostitution & Commercialized Vice	0	0	0	0	0	0	0	0	0	0	0	0
Sex Offenses (Except Rape & Prostitution)	1	0	0	1	0	0	0	0	10	0	0	10
Narcotic Drug Laws	68	6	0	74	20	0	0	20	33	0	0	33
Gambling	0	0	0	0	0	0	0	0	0	0	0	0
Offenses Against Family	2	0	0	2	5	0	0	5	14	0	0	14
Driving Under the Influence	247	8	0	255	64	3	0	67	119	8	0	127
Liquor Laws	20	3	0	23	5	1	0	6	18	1	0	19
Drunkenness	311	7	3	321	74	1	0	75	73	1	0	74
Disorderly Conduct	61	4	0	65	29	0	0	29	35	1	0	36
All Other Offenses (Except Traffic)	129	2	1	132	16	0	0	16	69	0	0	69
Curfew & Loitering Law Violations	0	0	0	0	0	0	0	0	0	0	0	0
Runaways	0	0	0	0	0	0	0	0	0	0	0	0
Sub Total for PART II CRIMES	1087	34	5	1126	305	5	0	310	455	12	0	467

GRAND TOTAL	1202	43	6	1251	323	5	0	328	506	22	0	528
--------------------	-------------	-----------	----------	-------------	------------	----------	----------	------------	------------	-----------	----------	------------

TOTAL ARRESTS BY COUNTY

PART I CRIMES	TRIMBLE				UNION				WARREN			
	ADULT	JUV.	UNK.	TOTAL	ADULT	JUV.	UNK.	TOTAL	ADULT	JUV.	UNK.	TOTAL
Murder & Non-Negligent Manslaughter	0	0	0	0	1	0	0	1	7	0	0	7
Forcible Rape	0	0	0	0	0	0	0	0	16	18	0	34
Robbery	0	0	0	0	2	0	0	2	40	6	0	46
Aggravated Assault	5	0	0	5	61	3	0	64	324	26	2	352
Burglary	4	0	0	4	25	4	10	39	183	122	2	307
Larceny-Theft	0	0	0	0	28	9	2	39	600	295	3	898
Auto Theft	0	0	0	0	3	2	8	13	62	46	0	108
Sub Total for PART I CRIMES	9	0	0	9	120	18	20	158	1232	513	7	1752

PART II CRIMES												
Manslaughter by Negligence	0	0	0	0	0	0	0	0	2	0	0	2
Other Assaults	5	0	0	5	78	0	1	79	283	40	5	328
Arson	0	0	0	0	0	0	0	0	1	1	0	2
Forgery & Counterfeiting	0	0	0	0	16	1	0	17	96	39	0	135
Fraud	3	0	0	3	158	1	0	159	1098	7	0	1105
Embezzlement	1	0	0	1	2	0	0	2	45	1	0	46
Stolen Property: Buying, Receiving, Possession	1	0	0	1	4	0	0	4	210	43	1	254
Vandalism	1	2	0	3	42	6	2	50	89	54	0	143
Weapons: Carrying, Possession, Etc.	0	0	0	0	6	1	1	8	124	9	1	134
Prostitution & Commercialized Vice	0	0	0	0	0	0	0	0	5	0	0	5
Sex Offenses (Except Rape & Prostitution)	2	0	0	2	6	0	0	6	70	24	0	94
Narcotic Drug Laws	6	3	0	9	51	1	0	52	811	30	1	842
Gambling	0	0	0	0	0	0	0	0	0	0	0	0
Offenses Against Family	0	0	0	0	31	0	0	31	168	0	0	168
Driving Under the Influence	26	0	0	26	209	8	0	217	1237	21	0	1258
Liquor Laws	5	2	0	7	34	8	1	43	196	54	0	250
Drunkenness	13	0	0	13	122	5	0	127	1671	33	9	1713
Disorderly Conduct	8	0	0	8	92	2	1	95	426	36	2	464
All Other Offenses (Except Traffic)	18	0	0	18	140	3	0	143	742	175	1	918
Curfew & Loitering Law Violations	0	0	0	0	0	0	0	0	0	0	0	0
Runaways	0	0	0	0	0	0	0	0	0	0	0	0
Sub Total for PART II CRIMES	89	7	0	96	991	36	6	1033	7274	567	20	7861

GRAND TOTAL	98	7	0	105	1111	54	26	1191	8506	1080	27	9613
--------------------	-----------	----------	----------	------------	-------------	-----------	-----------	-------------	-------------	-------------	-----------	-------------

TOTAL ARRESTS BY COUNTY

PART I CRIMES	WASHINGTON				WAYNE				WEBSTER			
	ADULT	JUV.	UNK.	TOTAL	ADULT	JUV.	UNK.	TOTAL	ADULT	JUV.	UNK.	TOTAL
Murder & Non-Negligent Manslaughter	0	0	0	0	0	0	0	0	0	0	0	0
Forcible Rape	0	0	0	0	0	0	0	0	0	0	0	0
Robbery	2	0	0	2	0	0	0	0	0	0	0	0
Aggravated Assault	18	1	0	19	24	1	0	25	24	0	0	24
Burglary	8	1	0	9	8	1	0	9	11	0	0	11
Larceny-Theft	4	2	0	6	33	5	0	38	16	0	0	16
Auto Theft	0	0	0	0	5	0	0	5	3	0	0	3
Sub Total for PART I CRIMES	32	4	0	36	70	7	0	77	54	0	0	54

PART II CRIMES												
Manslaughter by Negligence	0	0	0	0	0	0	0	0	4	0	0	4
Other Assaults	31	0	0	31	98	1	0	99	29	0	0	29
Arson	0	0	0	0	0	0	0	0	0	0	0	0
Forgery & Counterfeiting	4	0	0	4	0	0	0	0	4	0	0	4
Fraud	54	0	0	54	129	0	0	129	20	0	0	20
Embezzlement	0	0	0	0	3	0	0	3	0	0	0	0
Stolen Property: Buying, Receiving, Possession	1	0	0	1	7	3	0	10	2	0	0	2
Vandalism	11	0	0	11	40	1	0	41	9	0	0	9
Weapons: Carrying, Possession, Etc.	3	0	0	3	2	0	0	2	1	0	0	1
Prostitution & Commercialized Vice	0	0	0	0	0	0	0	0	0	0	0	0
Sex Offenses (Except Rape & Prostitution)	2	0	0	2	1	0	0	1	1	0	0	1
Narcotic Drug Laws	23	1	0	24	24	2	0	26	24	0	0	24
Gambling	0	0	0	0	0	0	0	0	2	0	0	2
Offenses Against Family	1	0	0	1	7	0	0	7	11	0	0	11
Driving Under the Influence	62	2	0	64	52	1	0	53	70	0	0	70
Liquor Laws	5	0	0	5	21	2	0	23	8	0	0	8
Drunkenness	69	1	0	70	284	12	0	296	43	0	0	43
Disorderly Conduct	9	0	0	9	60	1	0	61	33	0	0	33
All Other Offenses (Except Traffic)	44	1	0	45	202	5	0	207	56	0	0	56
Curfew & Loitering Law Violations	0	0	0	0	0	0	0	0	1	2	0	3
Runaways	0	0	0	0	0	0	0	0	0	0	0	0
Sub Total for PART II CRIMES	319	5	0	324	930	28	0	958	318	2	0	320

GRAND TOTAL	351	9	0	360	1000	35	0	1035	372	2	0	374
--------------------	------------	----------	----------	------------	-------------	-----------	----------	-------------	------------	----------	----------	------------

TOTAL ARRESTS BY COUNTY

PART I CRIMES	WHITLEY				WOLFE				WOODFORD			
	ADULT	JUV.	UNK.	TOTAL	ADULT	JUV.	UNK.	TOTAL	ADULT	JUV.	UNK.	TOTAL
Murder & Non-Negligent Manslaughter	13	0	0	13	1	0	0	1	0	0	0	0
Forcible Rape	6	0	0	6	1	0	0	1	16	1	0	17
Robbery	5	0	0	5	0	0	0	0	0	1	0	1
Aggravated Assault	62	1	0	63	24	0	0	24	56	2	0	58
Burglary	19	10	0	29	8	0	0	8	16	6	0	22
Larceny-Theft	93	35	0	128	2	0	0	2	48	4	0	52
Auto Theft	10	1	0	11	3	0	0	3	4	2	0	6
Sub Total for PART I CRIMES	208	47	0	255	39	0	0	39	140	16	0	156

PART II CRIMES												
Manslaughter by Negligence	3	0	0	3	0	0	0	0	0	0	0	0
Other Assaults	148	3	0	151	22	0	0	22	18	2	0	20
Arson	0	1	0	1	1	0	0	1	0	0	0	0
Forgery & Counterfeiting	20	0	0	20	12	0	0	12	143	1	0	144
Fraud	47	0	0	47	1	0	0	1	29	0	0	29
Embezzlement	6	0	0	6	0	0	0	0	2	0	0	2
Stolen Property: Buying, Receiving, Possession	72	9	0	81	0	0	0	0	20	9	0	29
Vandalism	47	2	0	49	11	0	0	11	10	4	0	14
Weapons: Carrying, Possession, Etc.	27	2	0	29	4	0	0	4	19	0	0	19
Prostitution & Commercialized Vice	0	0	0	0	0	0	0	0	0	0	0	0
Sex Offenses (Except Rape & Prostitution)	10	0	0	10	5	0	0	5	29	5	0	34
Narcotic Drug Laws	89	1	0	90	11	1	0	12	109	5	0	114
Gambling	0	0	0	0	0	0	0	0	0	0	0	0
Offenses Against Family	37	1	0	38	3	0	0	3	23	0	0	23
Driving Under the Influence	300	3	0	303	81	1	0	82	321	4	0	325
Liquor Laws	15	0	0	15	10	0	0	10	27	13	0	40
Drunkenness	399	20	0	419	156	2	0	158	278	5	0	283
Disorderly Conduct	90	9	0	99	10	0	0	10	48	6	0	54
All Other Offenses (Except Traffic)	182	14	0	196	71	0	0	71	157	10	0	167
Curfew & Loitering Law Violations	0	0	0	0	0	0	0	0	0	0	0	0
Runaways	0	0	0	0	0	0	0	0	0	0	0	0
Sub Total for PART II CRIMES	1492	65	0	1557	398	4	0	402	1233	64	0	1297

GRAND TOTAL	1700	112	0	1812	437	4	0	441	1373	80	0	1453
--------------------	-------------	------------	----------	-------------	------------	----------	----------	------------	-------------	-----------	----------	-------------

TOTAL ARRESTS BY COUNTY

PART I CRIMES	UNKNOWN				STATEWIDE AGENCIES			
	ADULT	JUV.	UNK.	TOTAL	ADULT	JUV.	UNK.	TOTAL
Murder & Non-Negligent Manslaughter	0	0	0	0	0	0	0	0
Forcible Rape	0	0	0	0	0	0	0	0
Robbery	0	1	0	1	1	0	0	1
Aggravated Assault	9	0	0	9	28	0	0	28
Burglary	4	7	0	11	4	0	0	4
Larceny-Theft	11	3	0	14	16	0	0	16
Auto Theft	1	0	0	1	0	0	0	0
Sub Total for PART I CRIMES	25	11	0	36	49	0	0	49

PART II CRIMES								
Manslaughter by Negligence	0	0	0	0	0	0	0	0
Other Assaults	24	0	0	24	14	0	0	14
Arson	0	1	0	1	0	0	0	0
Forgery & Counterfeiting	1	0	0	1	2	0	0	2
Fraud	35	0	0	35	7	0	0	7
Embezzlement	2	0	0	2	0	0	0	0
Stolen Property: Buying, Receiving, Possession	2	0	0	2	9	0	0	9
Vandalism	15	2	0	17	4	1	0	5
Weapons: Carrying, Possession, Etc.	5	1	0	6	12	0	0	12
Prostitution & Commercialized Vice	0	0	0	0	0	0	0	0
Sex Offenses (Except Rape & Prostitution)	2	1	0	3	1	0	0	1
Narcotic Drug Laws	33	2	0	35	73	0	0	73
Gambling	0	0	0	0	0	0	0	0
Offenses Against Family	4	0	0	4	23	0	0	23
Driving Under the Influence	49	0	0	49	114	5	0	119
Liquor Laws	8	6	0	14	105	2	0	107
Drunkenness	109	5	1	115	388	3	0	391
Disorderly Conduct	24	4	0	28	31	1	0	32
All Other Offenses (Except Traffic)	54	0	0	54	260	0	0	260
Curfew & Loitering Law Violations	0	0	0	0	0	0	0	0
Runaways	0	0	0	0	0	0	0	0
Sub Total for PART II CRIMES	367	22	1	390	1043	12	0	1055

GRAND TOTAL	392	33	1	426	1092	12	0	1104
--------------------	------------	-----------	----------	------------	-------------	-----------	----------	-------------

Statewide agencies are those agencies with statewide jurisdiction. They include: Vehicle Regulation, Motor Vehicle Enforcement, Probation and Parole, Park Security Section, Facilities Security Section, Department for Human Resources, Water Safety Division, Forestry Enforcement Section, Kentucky Department of Justice, Department of Surface Mining-Reclamation and Enforcement, Water Patrol, Fish and Wildlife Enforcement, Mines and Minerals Task Force, Alcoholic Beverage Control.

DRUG ARRESTS

BY COUNTY AND TYPE OF DRUG

Arrests for drug law violations are shown by county and by type of drug in the tables below and on the following pages.

COUNTY	TOTAL DRUG LAW ARRESTS	OPIUM OR COCAINE AND THEIR DERIVATIVES	MARIJUANA	SYNTHETIC NARCOTICS WHICH CAN CAUSE DRUG ADDICTION	OTHER DANGEROUS NON-NARCOTIC DRUGS
Adair	37	1	33	0	3
Allen	32	1	19	0	12
Anderson	45	2	35	0	8
Ballard	23	5	13	0	5
Barren	90	24	49	7	10
Bath	18	2	16	0	0
Bell	128	47	58	4	19
Boone	267	55	158	0	54
Bourbon	50	7	29	0	14
Boyd	108	19	72	4	13
Boyle	70	12	33	0	25
Bracken	7	1	4	0	2
Breathitt	54	5	36	0	13
Breckinridge	41	4	30	0	7
Bullitt	48	0	42	1	5
Butler	22	0	15	0	7
Caldwell	70	11	49	0	10
Calloway	77	32	26	1	18
Campbell	551	65	332	0	154
Carlisle	4	0	4	0	0
Carroll	61	5	39	0	17
Carter	72	3	57	0	12
Casey	18	0	18	0	0
Christian	272	71	125	4	72
Clark	253	17	164	1	71
Clay	152	32	107	1	12
Clinton	9	0	9	0	0
Crittenden	23	6	12	0	5
Cumberland	13	2	11	0	0
Daviess	449	75	209	2	163
Edmonson	7	0	5	0	2
Elliott	35	6	18	0	11
Estill	23	2	17	0	4
Fayette	1,401	270	805	3	323
Fleming	28	13	6	2	7
Floyd	212	44	134	2	32

DRUG ARRESTS

BY COUNTY AND TYPE OF DRUG (CONT'D)

COUNTY	TOTAL DRUG LAW ARRESTS	OPIUM OR COCAINE AND THEIR DERIVATIVES	MARIJUANA	SYNTHETIC NARCOTICS WHICH CAN CAUSE DRUG ADDICTION	OTHER DANGEROUS NON-NARCOTIC DRUGS
Franklin	278	31	171	0	76
Fulton	65	11	38	0	16
Gallatin	10	1	8	0	1
Garrard	10	1	7	0	2
Grant	39	3	31	0	5
Graves	42	5	28	0	9
Grayson	34	3	23	0	8
Green	8	0	8	0	0
Greenup	121	26	74	0	21
Hancock	16	2	14	0	0
Hardin	229	46	153	3	27
Harlan	152	16	103	0	33
Harrison	17	1	9	0	7
Hart	14	1	11	0	2
Henderson	205	49	74	0	82
Henry	37	7	21	0	9
Hickman	10	0	6	0	4
Hopkins	206	9	181	0	16
Jackson	8	0	7	0	1
Jefferson	4,826	1,456	2,129	74	1,167
Jessamine	65	6	36	0	23
Johnson	21	4	15	0	2
Kenton	926	162	533	4	227
Knott	58	8	46	1	3
Knox	93	13	65	0	15
Larue	35	5	24	0	6
Laurel	107	25	70	0	12
Lawrence	18	0	15	0	3
Lee	22	4	16	0	2
Leslie	17	1	14	0	2
Letcher	109	14	72	1	22
Lewis	19	2	12	0	5
Lincoln	36	5	26	0	5
Livingston	11	0	7	0	4
Logan	117	21	70	0	26
Lyon	17	2	9	0	6
McCracken	338	75	151	5	107
McCreary	34	1	25	0	8
McLean	18	1	10	0	7

DRUG ARRESTS

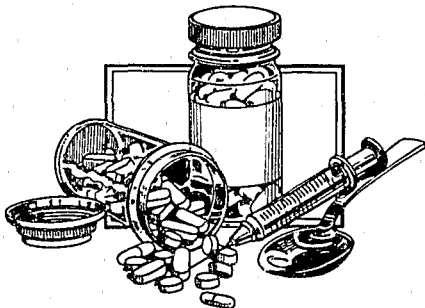
BY COUNTY AND TYPE OF DRUG (CONT'D)

COUNTY	TOTAL DRUG LAW ARRESTS	OPIUM OR COCAINE AND THEIR DERIVATIVES	MARIJUANA	SYNTHETIC NARCOTICS WHICH CAN CAUSE DRUG ADDICTION	OTHER DANGEROUS NON-NARCOTIC DRUGS
Madison	302	126	123	6	47
Magoffin	24	3	18	0	3
Marion	61	12	32	0	17
Marshall	23	6	14	0	3
Martin	23	1	19	0	3
Mason	60	10	38	0	12
Meade	45	0	31	1	13
Menifee	4	1	2	0	1
Mercer	39	3	30	0	6
Metcalfe	16	2	14	0	0
Monroe	13	0	8	0	5
Montgomery	76	3	47	0	26
Morgan	16	4	7	0	5
Muhlenberg	44	3	30	0	11
Nelson	63	5	49	0	9
Nicholas	7	0	5	0	2
Ohio	33	0	23	0	10
Oldham	96	5	57	0	34
Owen	32	2	22	0	8
Owsley	22	0	20	0	2
Pendleton	28	13	10	0	5
Perry	147	23	98	0	26
Pike	203	41	128	0	34
Powell	19	3	10	0	6
Pulaski	277	26	156	0	95
Robertson	2	0	2	0	0
Rockcastle	46	3	33	0	10
Rowan	194	31	128	0	35
Russell	46	7	20	0	19
Scott	122	16	69	0	37
Shelby	84	7	47	0	30
Simpson	11	4	4	0	3
Spencer	45	10	29	0	6
Taylor	74	8	57	0	9
Todd	20	7	8	0	5
Trigg	33	3	25	0	5
Trimble	9	1	7	0	1
Union	52	4	29	0	19
Warren	842	150	404	0	288

DRUG ARRESTS

BY COUNTY AND TYPE OF DRUG (CONT'D)

COUNTY	TOTAL DRUG LAW ARRESTS	OPIUM OR COCAINE AND THEIR DERIVATIVES	MARIJUANA	SYNTHETIC NARCOTICS WHICH CAN CAUSE DRUG ADDICTION	OTHER DANGEROUS NON-NARCOTIC DRUGS
Washington	24	2	21	0	1
Wayne	26	0	16	0	10
Webster	24	4	14	1	5
Whitley	90	25	55	0	10
Wolfe	12	1	10	0	1
Woodford	114	5	57	1	51
Unknown	35	3	20	0	12
Statewide Agencies	73	8	46	0	19
TOTAL	16,809	3,447	9,193	129	4,040



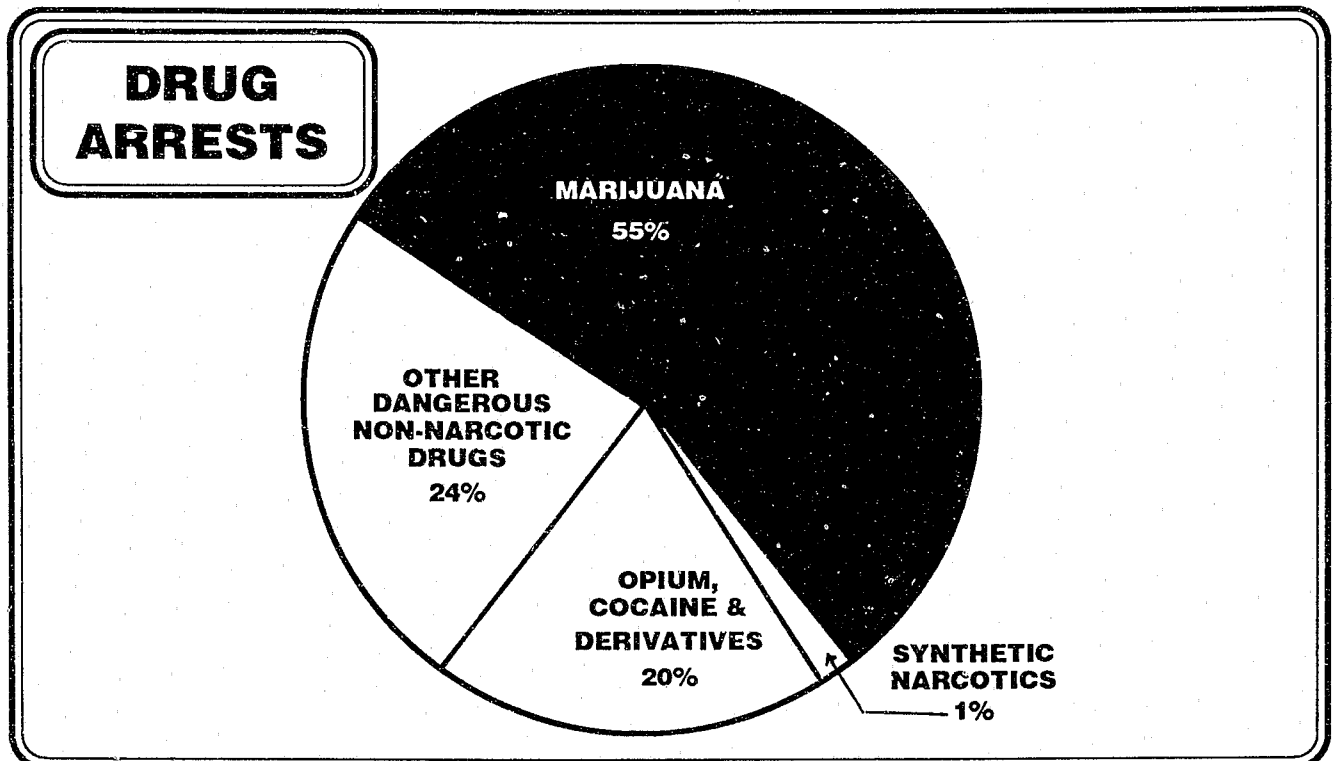
Statewide agencies are those agencies with statewide jurisdiction. They include: Vehicle Regulation, Motor Vehicle Enforcement, Probation and Parole, Park Security Section, Facilities Security Section, Department for Human Resources, Water Safety Division, Forestry Enforcement Section, Kentucky Department of Justice, Department of Surface Mining-Reclamation and Enforcement, Water Patrol, Fish and Wildlife Enforcement, Mines and Minerals Task Force, Alcoholic Beverage Control.

DRUG ARRESTS

BY AREA DEVELOPMENT AND TYPE OF DRUG

DRUG ARRESTS BY AREA DEVELOPMENT DISTRICTS	TOTAL DRUG LAW ARRESTS	OPIUM OR COCAINE AND THEIR DERIVATIVES	MARIJUANA	SYNTHETIC NARCOTICS WHICH CAN CAUSE DRUG ADDICTION	OTHER DANGEROUS NON-NARCOTIC DRUGS
PURCHASE	582	134	280	6	162
PENNYRILE	696	112	446	4	134
GREEN RIVER	797	135	373	3	286
BARREN RIVER	1,164	203	599	7	355
LINCOLN TRAIL	532	77	363	4	88
KIPDA	5,145	1,486	2,332	75	1,252
NORTHERN KENTUCKY	1,914	306	1,133	4	471
BUFFALO TRACE	116	26	62	2	26
GATEWAY	308	41	200	0	67
FIVCO	354	54	236	4	60
BIG SANDY	483	93	314	2	74
KENTUCKY RIVER	441	56	312	2	71
CUMBERLAND VALLEY	776	161	498	5	112
LAKE CUMBERLAND	542	45	353	0	144
BLUEGRASS	2,851	507	1,626	11	707
UNKNOWN	35	3	20	0	12
TOTAL	16,736	3,439	9,147	129	4,021

The percentages of drug arrests by drug classification, are shown in the pie chart below. These figures do not include 73 arrests made by statewide agencies.



DUI ARRESTS BY AGE, SEX, AND RACE

County	Age			Sex			Race				
	Adult	Juv.	Unkn.	Male	Female	Unkn.	Black	White	Other	Unkn.	Total
ADAIR	112	5	0	110	7	0	8	109	0	0	117
State Police	59	0	0	56	3	0	6	53	0	0	59
Sheriff	12	0	0	10	2	0	0	12	0	0	12
Columbia	41	5	0	44	2	0	2	44	0	0	46
ALLEN	91	0	0	84	7	0	5	86	0	0	91
State Police	26	0	0	24	2	0	0	26	0	0	26
Sheriff	14	0	0	12	2	0	0	14	0	0	14
Scottsville	47	0	0	44	3	0	5	42	0	0	47
Allen Co. P.D.	1	0	0	1	0	0	0	1	0	0	1
Allen Co. Constable	3	0	0	3	0	0	0	3	0	0	3
ANDERSON	127	5	0	117	15	0	2	128	1	1	132
State Police	52	3	0	45	10	0	1	54	0	0	55
Sheriff	1	0	0	1	0	0	0	1	0	0	1
Lawrenceburg	61	2	0	58	5	0	1	61	1	0	63
Anderson Co. P.D.	13	0	0	13	0	0	0	12	0	1	13
BALLARD	85	2	0	81	6	0	2	85	0	0	87
State Police	53	1	0	49	5	0	1	53	0	0	54
Sheriff	19	1	0	20	0	0	1	19	0	0	20
Barlow	4	0	0	4	0	0	0	4	0	0	4
LaCenter	6	0	0	5	1	0	0	6	0	0	6
Wickliffe P.D.	3	0	0	3	0	0	0	3	0	0	3
BARREN	303	6	0	285	24	0	19	288	0	2	309
State Police	151	2	0	140	13	0	7	145	0	1	153
Sheriff	16	0	0	15	1	0	2	14	0	0	16
Glasgow	94	2	0	89	7	0	9	87	0	0	96
Cave City	36	2	0	37	1	0	1	36	0	1	38
Park City	6	0	0	4	2	0	0	6	0	0	6
BATH	95	1	0	94	2	0	0	95	0	1	96
State Police	49	1	0	49	1	0	0	50	0	0	50
Sheriff	9	0	0	9	0	0	0	8	0	1	9
Owingsville	37	0	0	36	1	0	0	37	0	0	37
BELL	362	8	0	340	27	3	5	359	0	6	370
State Police	185	2	0	168	17	2	2	181	0	4	187
Sheriff	10	0	0	9	1	0	0	9	0	1	10
Middlesboro	133	6	0	130	8	1	3	136	0	0	139
Pineville	34	0	0	33	1	0	0	33	0	1	34

DUI ARRESTS BY AGE, SEX, AND RACE

County	Age			Sex			Race				
	Adult	Juv.	Unkn.	Male	Female	Unkn.	Black	White	Other	Unkn.	Total
BOONE	736	7	0	404	70	269	9	457	5	272	743
State Police	49	1	0	46	4	0	2	46	1	1	50
Sheriff	53	0	0	11	4	38	0	13	2	38	53
Boone Co. P.D.	319	2	0	155	28	138	3	177	1	140	321
Florence	271	2	0	151	29	93	2	177	1	93	273
Walton	14	0	0	12	2	0	0	14	0	0	14
Greater Cincinnati Apt.	30	2	0	29	3	0	2	30	0	0	32
BOURBON	159	3	0	145	17	0	10	150	0	2	162
State Police	44	1	0	40	5	0	4	40	0	1	45
Sheriff	24	1	0	24	1	0	1	24	0	0	25
Paris	65	1	0	57	9	0	5	60	0	1	66
Millersburg	25	0	0	23	2	0	0	25	0	0	25
No. Middletown	1	0	0	1	0	0	0	1	0	0	1
BOYD	500	6	0	449	57	0	15	490	0	1	506
State Police	148	2	0	138	12	0	1	148	0	1	150
Sheriff	43	1	0	35	9	0	0	44	0	0	44
Catlettsburg	43	1	0	41	3	0	1	43	0	0	44
Boyd Co. P.D.	16	0	0	15	1	0	0	16	0	0	16
Ashland	250	2	0	220	32	0	13	239	0	0	252
BOYLE	119	3	0	113	9	0	10	112	0	0	122
State Police	42	0	0	41	1	0	1	41	0	0	42
Sheriff	4	0	0	4	0	0	0	4	0	0	4
Danville	49	3	0	45	7	0	8	44	0	0	52
Junction City	19	0	0	18	1	0	1	18	0	0	19
Perryville	5	0	0	5	0	0	0	5	0	0	5
BRACKEN	37	1	0	36	2	0	0	37	0	1	38
State Police	22	1	0	22	1	0	0	23	0	0	23
Sheriff	4	0	0	4	0	0	0	4	0	0	4
Augusta	3	0	0	3	0	0	0	3	0	0	3
Brooksville	8	0	0	7	1	0	0	7	0	1	8
BREATHITT	168	4	0	164	8	0	0	172	0	0	172
State Police	106	4	0	104	6	0	0	110	0	0	110
Sheriff	8	0	0	7	1	0	0	8	0	0	8
Jackson	54	0	0	53	1	0	0	54	0	0	54
BRECKINRIDGE	75	1	0	71	5	0	3	73	0	0	76
State Police	39	0	0	37	2	0	0	39	0	0	39

DUI ARRESTS BY AGE, SEX, AND RACE

County	Age			Sex			Race				
	Adult	Juv.	Unkn.	Male	Female	Unkn.	Black	White	Other	Unkn.	Total
BRECKINRIDGE (CONT'D)											
Sheriff	5	0	0	5	0	0	0	5	0	0	5
Hardinsburg	13	0	0	13	0	0	2	11	0	0	13
Cloverport	10	1	0	8	3	0	0	11	0	0	11
Irvington	8	0	0	8	0	0	1	7	0	0	8
BULLITT	258	4	1	244	18	1	3	258	0	2	263
State Police	95	1	0	92	4	0	2	93	0	1	96
Sheriff	9	0	0	9	0	0	0	9	0	0	9
Shepherdsville	51	1	0	48	4	0	1	51	0	0	52
Lebanon Junction	0	0	0	0	0	0	0	0	0	0	0
Mt. Washington	41	0	1	38	3	1	0	41	0	1	42
Bullitt Co. P.D.	3	0	0	3	0	0	0	3	0	0	3
Hillview	59	2	0	54	7	0	0	61	0	0	61
Pioneer Village	0	0	0	0	0	0	0	0	0	0	0
BUTLER	78	4	0	78	4	0	0	82	0	0	82
State Police	40	2	0	38	4	0	0	42	0	0	42
Sheriff	19	1	0	20	0	0	0	20	0	0	20
Morgantown	19	1	0	20	0	0	0	20	0	0	20
CALDWELL	83	7	0	82	8	0	11	79	0	0	90
State Police	13	2	0	13	2	0	2	13	0	0	15
Sheriff	4	0	0	4	0	0	0	4	0	0	4
Princeton	66	5	0	65	6	0	9	62	0	0	71
CALLOWAY	188	2	0	162	28	0	8	181	1	0	190
State Police	50	0	0	45	5	0	1	49	0	0	50
Sheriff	46	0	0	38	8	0	1	44	1	0	46
Murray	88	1	0	76	13	0	6	83	0	0	89
Murray State Univ.	4	1	0	3	2	0	0	5	0	0	5
CAMPBELL	583	8	0	510	81	0	15	572	0	4	591
State Police	45	0	0	41	4	0	2	41	0	2	45
Sheriff	0	0	0	0	0	0	0	0	0	0	0
Bellevue	29	0	0	25	4	0	0	29	0	0	29
Dayton	18	0	0	17	1	0	0	18	0	0	18
Ft. Thomas	85	2	0	70	17	0	0	86	0	1	87
Highland Hgts.	25	0	0	22	3	0	0	25	0	0	25
Newport	210	3	0	175	38	0	13	199	0	1	213
Alexandria	11	0	0	10	1	0	0	11	0	0	11

DUI ARRESTS BY AGE, SEX, AND RACE

County	Age			Sex			Race				
	Adult	Juv.	Unkn.	Male	Female	Unkn.	Black	White	Other	Unkn.	Total
CAMPBELL (CONT'D)											
Southgate	29	0	0	25	4	0	0	29	0	0	29
Cold Springs	47	0	0	45	2	0	0	47	0	0	47
Wilder	5	0	0	4	1	0	0	5	0	0	5
Melbourne	2	0	0	2	0	0	0	2	0	0	2
Campbell Co. P.D.	75	3	0	72	6	0	0	78	0	0	78
Silver Grove P.D.	2	0	0	2	0	0	0	2	0	0	2
CARLISLE	36	2	0	36	2	0	1	36	0	1	38
State Police	29	2	0	30	1	0	1	29	0	1	31
Sheriff	2	0	0	1	1	0	0	2	0	0	2
Bardwell	5	0	0	5	0	0	0	5	0	0	5
CARROLL	183	4	0	172	15	0	5	182	0	0	187
State Police	101	1	0	97	5	0	4	98	0	0	102
Sheriff	4	1	0	4	1	0	0	5	0	0	5
Carrollton	78	2	0	71	9	0	1	79	0	0	80
CARTER	283	4	0	271	16	0	0	287	0	0	287
State Police	219	2	0	207	14	0	0	221	0	0	221
Sheriff	3	0	0	3	0	0	0	3	0	0	3
Grayson	27	0	0	26	1	0	0	27	0	0	27
Olive Hill	34	2	0	35	1	0	0	36	0	0	36
CASEY	94	3	0	93	4	0	1	90	0	6	97
State Police	57	1	0	56	2	0	1	55	0	2	58
Sheriff	10	2	0	12	0	0	0	9	0	3	12
Liberty	27	0	0	25	2	0	0	26	0	1	27
CHRISTIAN	558	6	0	510	53	1	140	417	6	1	564
State Police	170	2	0	156	16	0	29	142	1	0	172
Sheriff	31	1	0	31	1	0	8	23	1	0	32
Hopkinsville	224	3	0	198	28	1	75	151	1	0	227
Christian Co. P.D.	0	0	0	0	0	0	0	0	0	0	0
Oak Grove	132	0	0	124	8	0	28	100	3	1	132
Pembroke	1	0	0	1	0	0	0	1	0	0	1
CLARK	472	11	0	420	63	0	32	445	0	6	483
State Police	155	0	0	135	20	0	6	145	0	4	155
Sheriff	63	2	0	60	5	0	5	60	0	0	65
Winchester	254	9	0	225	38	0	21	240	0	2	263
CLAY	425	13	0	414	24	0	6	423	7	2	438

DUI ARRESTS BY AGE, SEX, AND RACE

County	Age			Sex			Race				
	Adult	Juv.	Unkn.	Male	Female	Unkn.	Black	White	Other	Unkn.	Total
CLAY (CONT'D)											
State Police	384	11	0	373	22	0	4	385	6	0	395
Sheriff	9	0	0	9	0	0	0	8	0	1	9
Manchester	32	2	0	32	2	0	2	30	1	1	34
CLINTON	65	2	0	66	1	0	0	66	0	1	67
State Police	19	0	0	19	0	0	0	19	0	0	19
Sheriff	2	0	0	2	0	0	0	2	0	0	2
Albany	44	2	0	45	1	0	0	45	0	1	46
CRITTENDEN	52	1	0	48	5	0	4	47	0	2	53
State Police	12	0	0	12	0	0	2	10	0	0	12
Sheriff	7	0	0	7	0	0	0	6	0	1	7
Marion	33	1	0	29	5	0	2	31	0	1	34
CUMBERLAND	64	2	0	61	5	0	2	63	0	1	66
State Police	30	1	0	27	4	0	0	30	0	1	31
Sheriff	13	0	0	13	0	0	0	13	0	0	13
Burkesville	21	1	0	21	1	0	2	20	0	0	22
DAVIESS	859	35	0	774	120	0	42	849	0	3	894
State Police	236	7	0	219	24	0	4	238	0	1	243
Sheriff	91	9	0	87	13	0	2	96	0	2	100
Owensboro	532	19	0	468	83	0	36	515	0	0	551
EDMONSON	23	0	0	22	1	0	0	21	0	2	23
State Police	23	0	0	22	1	0	0	21	0	2	23
Sheriff	0	0	0	0	0	0	0	0	0	0	0
Brownsville	0	0	0	0	0	0	0	0	0	0	0
ELLIOTT	67	3	0	66	4	0	0	70	0	0	70
State Police	67	3	0	66	4	0	0	70	0	0	70
Sheriff	0	0	0	0	0	0	0	0	0	0	0
ESTILL	140	2	0	124	18	0	0	141	0	1	142
State Police	59	0	0	54	5	0	0	59	0	0	59
Sheriff	15	0	0	14	1	0	0	15	0	0	15
Irvine	52	2	0	45	9	0	0	54	0	0	54
Ravenna	14	0	0	11	3	0	0	13	0	1	14
FAYETTE	2,420	29	1	2,016	434	0	232	2,181	0	37	2,450
State Police	33	0	0	29	4	0	4	28	0	1	33
Sheriff	3	0	0	2	1	0	2	1	0	0	3
U. of K.	39	0	0	34	5	0	0	39	0	0	39

DUI ARRESTS BY AGE, SEX, AND RACE

County	Age			Sex			Race				
	Adult	Juv.	Unkn.	Male	Female	Unkn.	Black	White	Other	Unkn.	Total
FAYETTE (CONT'D)											
Lexington	2,339	29	1	1,945	424	0	226	2,107	0	36	2,369
Fayette Co. Bd. Ed.	2	0	0	2	0	0	0	2	0	0	2
KY Horse Park	2	0	0	2	0	0	0	2	0	0	2
Bluegrass Airport Sec.	2	0	0	2	0	0	0	2	0	0	2
FLEMING	62	4	0	64	2	0	3	63	0	0	66
State Police	20	2	0	22	0	0	0	22	0	0	22
Sheriff	14	1	0	14	1	0	0	15	0	0	15
Flemingsburg	28	1	0	28	1	0	3	26	0	0	29
FLOYD	712	13	0	667	57	1	3	715	0	7	725
State Police	499	6	0	468	37	0	2	500	0	3	505
Sheriff	44	1	0	42	2	1	0	43	0	2	45
Prestonsburg	140	6	0	129	17	0	0	144	0	2	146
Wheelwright	9	0	0	9	0	0	1	8	0	0	9
Martin	9	0	0	9	0	0	0	9	0	0	9
Wayland	8	0	0	7	1	0	0	8	0	0	8
Allen P.D.	3	0	0	3	0	0	0	3	0	0	3
FRANKLIN	698	9	0	610	97	0	60	641	2	4	707
State Police	354	5	0	321	38	0	30	326	2	1	359
Sheriff	2	0	0	2	0	0	0	2	0	0	2
Frankfort	342	4	0	287	59	0	30	313	0	3	346
FULTON	129	1	1	116	12	3	26	104	0	1	131
State Police	19	0	0	16	3	0	5	14	0	0	19
Sheriff	2	0	0	1	1	0	0	2	0	0	2
Fulton	81	0	1	72	7	3	16	65	0	1	82
Hickman	27	1	0	27	1	0	5	23	0	0	28
GALLATIN	74	1	0	70	5	0	2	72	0	1	75
State Police	71	1	0	67	5	0	2	69	0	1	72
Warsaw	3	0	0	3	0	0	0	3	0	0	3
GARRARD	63	0	0	62	1	0	4	59	0	0	63
State Police	35	0	0	34	1	0	0	35	0	0	35
Sheriff	3	0	0	3	0	0	0	3	0	0	3
Lancaster	25	0	0	25	0	0	4	21	0	0	25
GRANT	208	1	0	192	17	0	7	199	0	3	209
State Police	159	1	0	146	14	0	5	153	0	2	160
Sheriff	2	0	0	2	0	0	0	2	0	0	2

DUI ARRESTS BY AGE, SEX, AND RACE

County	Age			Sex			Race				
	Adult	Juv.	Unkn.	Male	Female	Unkn.	Black	White	Other	Unkn.	Total
GRANT (CONT'D)											
Williamstown	7	0	0	7	0	0	1	6	0	0	7
Dry Ridge	20	0	0	19	1	0	0	20	0	0	20
Crittenden P.D.	20	0	0	18	2	0	1	18	0	1	20
GRAVES	246	5	0	224	27	0	12	238	0	1	251
State Police	152	3	0	138	17	0	5	149	0	1	155
Sheriff	8	0	0	8	0	0	1	7	0	0	8
Mayfield	85	2	0	77	10	0	6	81	0	0	87
Wingo P.D.	1	0	0	1	0	0	0	1	0	0	1
GRAYSON	92	4	0	87	8	1	0	94	0	2	96
State Police	35	1	0	34	2	0	0	36	0	0	36
Sheriff	21	1	0	20	1	1	0	20	0	2	22
Leitchfield	29	1	0	25	5	0	0	30	0	0	30
Caneyville	6	1	0	7	0	0	0	7	0	0	7
Clarkson	1	0	0	1	0	0	0	1	0	0	1
GREEN	36	1	0	36	1	0	1	36	0	0	37
State Police	10	0	0	10	0	0	0	10	0	0	10
Sheriff	12	0	0	11	1	0	0	12	0	0	12
Greensburg	14	1	0	15	0	0	1	14	0	0	15
GREENUP	370	7	0	340	37	0	2	372	0	3	377
State Police	139	0	0	125	14	0	0	138	0	1	139
Sheriff	9	0	0	9	0	0	1	8	0	0	9
Flatwoods	46	1	0	41	6	0	0	47	0	0	47
Greenup	56	0	0	51	5	0	1	55	0	0	56
Raceland	25	2	0	26	1	0	0	27	0	0	27
South Shores	16	1	0	17	0	0	0	17	0	0	17
Russell	72	3	0	65	10	0	0	73	0	2	75
Worthington	5	0	0	4	1	0	0	5	0	0	5
Wurtland	2	0	0	2	0	0	0	2	0	0	2
Bellefonte	0	0	0	0	0	0	0	0	0	0	0
HANCOCK	30	0	0	30	0	0	0	30	0	0	30
State Police	24	0	0	24	0	0	0	24	0	0	24
Sheriff	6	0	0	6	0	0	0	6	0	0	6
Lewisport	0	0	0	0	0	0	0	0	0	0	0
HARDIN	1,051	20	1	917	148	7	154	902	5	11	1,072
State Police	417	6	0	363	60	0	38	382	2	1	423

DUI ARRESTS BY AGE, SEX, AND RACE

County	Age			Sex			Race				
	Adult	Juv.	Unkn.	Male	Female	Unkn.	Black	White	Other	Unkn.	Total
HARDIN (CONT'D)											
Sheriff	103	0	0	78	25	0	15	87	0	1	103
Elizabethtown	161	4	1	149	10	7	27	131	0	8	166
Vine Grove	78	0	0	67	11	0	10	66	1	1	78
West Point	22	1	0	21	2	0	3	20	0	0	23
Radcliff	270	9	0	239	40	0	61	216	2	0	279
HARLAN	591	5	0	543	53	0	19	575	0	2	596
State Police	351	2	0	321	32	0	5	346	0	2	353
Sheriff	22	1	0	23	0	0	1	22	0	0	23
Cumberland	136	1	0	125	12	0	10	127	0	0	137
Harlan	71	0	0	62	9	0	3	68	0	0	71
Loyall	2	0	0	2	0	0	0	2	0	0	2
Lynch	1	0	0	1	0	0	0	1	0	0	1
Evarts	8	0	0	8	0	0	0	8	0	0	8
Benham	0	1	0	1	0	0	0	1	0	0	1
HARRISON	66	4	0	64	6	0	5	64	1	0	70
State Police	30	1	0	28	3	0	3	28	0	0	31
Sheriff	15	2	0	16	1	0	1	16	0	0	17
Cynthiana	21	1	0	20	2	0	1	20	1	0	22
HART	111	2	0	107	5	1	15	96	0	2	113
State Police	48	0	0	45	3	0	6	41	0	1	48
Sheriff	36	2	0	38	0	0	6	32	0	0	38
Horse Cave	14	0	0	13	1	0	1	13	0	0	14
Munfordville	13	0	0	11	1	1	2	10	0	1	13
HENDERSON	368	6	0	325	49	0	45	326	1	2	374
State Police	149	2	0	131	20	0	12	139	0	0	151
Sheriff	30	0	0	28	2	0	3	26	0	1	30
Henderson	189	4	0	166	27	0	30	161	1	1	193
HENRY	121	5	0	113	13	0	8	118	0	0	126
State Police	63	3	0	62	4	0	4	62	0	0	66
Sheriff	0	0	0	0	0	0	0	0	0	0	0
New Castle	9	1	0	8	2	0	1	9	0	0	10
Eminence	43	1	0	38	6	0	3	41	0	0	44
Pleasureville P.D.	3	0	0	3	0	0	0	3	0	0	3
Campbellsburg P.D.	3	0	0	2	1	0	0	3	0	0	3
HICKMAN	30	0	0	26	4	0	6	23	0	1	30

DUI ARRESTS BY AGE, SEX, AND RACE

County	Age			Sex			Race				
	Adult	Juv.	Unkn.	Male	Female	Unkn.	Black	White	Other	Unkn.	Total
HICKMAN (CON'T)											
State Police	3	0	0	3	0	0	1	2	0	0	3
Sheriff	13	0	0	10	3	0	3	10	0	0	13
Clinton	14	0	0	13	1	0	2	11	0	1	14
HOPKINS	400	7	0	360	47	0	27	379	0	1	407
State Police	249	2	0	218	33	0	16	235	0	0	251
Sheriff	8	0	0	6	2	0	0	8	0	0	8
Madisonville	100	4	0	95	9	0	10	94	0	0	104
Dawson Springs	22	0	0	21	1	0	0	22	0	0	22
Earlington	19	1	0	18	2	0	1	18	0	1	20
Mortons Gap	0	0	0	0	0	0	0	0	0	0	0
Nortonville	2	0	0	2	0	0	0	2	0	0	2
JACKSON	54	2	0	54	1	1	0	55	0	1	56
State Police	41	0	0	40	0	1	0	40	0	1	41
Sheriff	6	0	0	5	1	0	0	6	0	0	6
McKee	7	2	0	9	0	0	0	9	0	0	9
JEFFERSON	9,277	5	26	7,978	1,313	17	1,646	7,586	6	70	9,308
State Police	7	0	0	6	1	0	0	7	0	0	7
Jefferson Co. P.D.	4,641	1	2	3,997	647	0	481	4,143	0	20	4,644
Louisville	4,055	0	19	3,484	585	5	1,106	2,933	3	32	4,074
West Buechel	19	0	0	15	4	0	6	13	0	0	19
St. Matthews	220	2	2	185	37	2	6	215	0	3	224
Shively	106	0	1	93	14	0	22	82	1	2	107
Anchorage	0	0	0	0	0	0	0	0	0	0	0
Jeffersontown	197	1	1	174	24	1	22	174	1	2	199
Lynnview	0	0	0	0	0	0	0	0	0	0	0
St. Regis	0	0	0	0	0	0	0	0	0	0	0
U. of L.	19	1	1	11	1	9	2	7	1	11	21
Minor Lane	1	0	0	1	0	0	0	1	0	0	1
Audubon Park	0	0	0	0	0	0	0	0	0	0	0
Indian Hills	1	0	0	1	0	0	0	1	0	0	1
Prospect	7	0	0	7	0	0	0	7	0	0	7
Woodland Hills	0	0	0	0	0	0	0	0	0	0	0
Devondale	0	0	0	0	0	0	0	0	0	0	0
Jefferson Corr. Dept.	2	0	0	2	0	0	1	1	0	0	2
Fairgrounds Sec.	2	0	0	2	0	0	0	2	0	0	2

DUI ARRESTS BY AGE, SEX, AND RACE

County	Age			Sex			Race				
	Adult	Juv.	Unkn.	Male	Female	Unkn.	Black	White	Other	Unkn.	Total
JESSAMINE	176	0	1	156	18	3	0	174	0	3	177
State Police	33	0	0	31	2	0	0	33	0	0	33
Sheriff	24	0	0	20	4	0	0	24	0	0	24
Nicholasville	117	0	1	103	12	3	0	115	0	3	118
Wilmore	2	0	0	2	0	0	0	2	0	0	2
JOHNSON	152	5	0	148	9	0	0	155	0	2	157
State Police	108	4	0	105	7	0	0	110	0	2	112
Sheriff	14	0	0	14	0	0	0	14	0	0	14
Paintsville	30	1	0	29	2	0	0	31	0	0	31
KENTON	1,549	18	5	1,348	218	6	61	1,485	3	23	1,572
State Police	76	1	0	67	10	0	3	73	0	1	77
Sheriff	11	0	0	8	3	0	0	11	0	0	11
Kenton Co. P.D.	112	1	1	102	10	2	2	107	1	4	114
Covington	571	4	4	505	71	3	37	533	0	9	579
Elsmere	65	2	0	57	10	0	3	63	0	1	67
Erlanger	157	4	0	141	20	0	1	157	0	3	161
Ft. Wright	194	1	0	157	38	0	5	189	0	1	195
Park Hills	61	0	0	53	8	0	8	53	0	0	61
Ludlew	49	1	0	43	6	1	0	48	1	1	50
Crescent Springs	70	2	0	66	6	0	2	70	0	0	72
Lakeside Park	13	0	0	10	3	0	0	13	0	0	13
Taylor Mill	29	0	0	25	4	0	0	29	0	0	29
Villa Hills	12	0	0	11	1	0	0	11	1	0	12
Ft. Mitchell	89	2	0	71	20	0	0	90	0	1	91
Bromley	11	0	0	8	3	0	0	11	0	0	11
Edgewood	1	0	0	1	0	0	0	1	0	0	1
Independence	27	0	0	22	5	0	0	25	0	2	27
N. Ky. Narcotics Enf.	1	0	0	1	0	0	0	1	0	0	1
KNOTT	166	2	0	162	6	0	2	166	0	0	168
State Police	158	2	0	154	6	0	2	158	0	0	160
Hindman	3	0	0	3	0	0	0	3	0	0	3
Pippa Passes	5	0	0	5	0	0	0	5	0	0	5
KNOX	341	13	0	329	25	0	2	350	0	2	354
State Police	264	8	0	253	19	0	2	269	0	1	272
Sheriff	0	0	0	0	0	0	0	0	0	0	0
Barbourville	77	5	0	76	6	0	0	81	0	1	82

DUI ARRESTS BY AGE, SEX, AND RACE

County	Age			Sex			Race				
	Adult	Juv.	Unkn.	Male	Female	Unkn.	Black	White	Other	Unkn.	Total
LARUE	116	2	0	108	10	0	9	109	0	0	118
State Police	66	1	0	61	6	0	6	61	0	0	67
Sheriff	24	0	0	22	2	0	0	24	0	0	24
Hodgenville	26	1	0	25	2	0	3	24	0	0	27
LAUREL	527	9	1	490	46	1	3	528	0	6	537
State Police	273	5	0	256	21	1	1	272	0	5	278
Sheriff	126	1	0	117	10	0	1	126	0	0	127
London	128	3	1	117	15	0	1	130	0	1	132
LAWRENCE	176	4	0	161	19	0	1	178	0	1	180
State Police	83	3	0	76	10	0	1	84	0	1	86
Sheriff	17	0	0	16	1	0	0	17	0	0	17
Louisa	76	1	0	69	8	0	0	77	0	0	77
LEE	95	5	0	91	9	0	1	98	0	1	100
State Police	68	1	0	66	3	0	0	68	0	1	69
Sheriff	6	0	0	5	1	0	0	6	0	0	6
Beattyville	21	4	0	20	5	0	1	24	0	0	25
LESLIE	148	3	0	144	7	0	0	151	0	0	151
State Police	136	2	0	132	6	0	0	138	0	0	138
Sheriff	12	1	0	12	1	0	0	13	0	0	13
Hyden	0	0	0	0	0	0	0	0	0	0	0
LETCHER	271	4	0	260	15	0	5	267	0	3	275
State Police	183	2	0	177	8	0	3	181	0	1	185
Sheriff	31	0	0	28	3	0	0	29	0	2	31
Whitesburg	18	1	0	19	0	0	0	19	0	0	19
Jenkins	14	1	0	15	0	0	1	14	0	0	15
Neon	25	0	0	21	4	0	1	24	0	0	25
LEWIS	69	1	0	62	8	0	0	70	0	0	70
State Police	54	0	0	46	8	0	0	54	0	0	54
Sheriff	2	0	0	2	0	0	0	2	0	0	2
Vanceburg	13	1	0	14	0	0	0	14	0	0	14
LINCOLN	156	5	0	151	10	0	6	155	0	0	161
State Police	62	2	0	63	1	0	1	63	0	0	64
Sheriff	26	0	0	26	0	0	0	26	0	0	26
Stanford	65	2	0	58	9	0	5	62	0	0	67
Hustonville	1	1	0	2	0	0	0	2	0	0	2
Crab Orchard	2	0	0	2	0	0	0	2	0	0	2

DUI ARRESTS BY AGE, SEX, AND RACE

County	Age			Sex			Race				
	Adult	Juv.	Unkn.	Male	Female	Unkn.	Black	White	Other	Unkn.	Total
LIVINGSTON	62	1	0	55	8	0	1	62	0	0	63
State Police	27	1	0	27	1	0	0	28	0	0	28
Sheriff	35	0	0	28	7	0	1	34	0	0	35
LOGAN	291	6	0	258	38	1	47	247	0	3	297
State Police	62	1	0	54	9	0	5	58	0	0	63
Sheriff	21	0	0	19	2	0	2	19	0	0	21
Russellville	199	5	0	177	26	1	38	163	0	3	204
Auburn	4	0	0	3	1	0	0	4	0	0	4
Adairville	3	0	0	3	0	0	2	1	0	0	3
Lewisburg	2	0	0	2	0	0	0	2	0	0	2
LYON	49	0	0	47	2	0	5	43	0	1	49
State Police	25	0	0	23	2	0	4	20	0	1	25
Sheriff	2	0	0	2	0	0	0	2	0	0	2
Lyon Co. P.D.	22	0	0	22	0	0	1	21	0	0	22
McCRACKEN	1,086	12	1	934	161	4	61	1,023	5	10	1,099
State Police	343	3	0	287	58	1	11	329	2	4	346
Sheriff	314	7	1	273	47	2	9	308	2	3	322
Paducah	429	2	0	374	56	1	41	386	1	3	431
McCREARY	213	3	0	193	23	0	1	214	0	1	216
State Police	171	2	0	152	21	0	1	171	0	1	173
Sheriff	37	1	0	36	2	0	0	38	0	0	38
Constables	5	0	0	5	0	0	0	5	0	0	5
McLEAN	34	6	0	35	5	0	1	36	0	3	40
State Police	25	4	0	24	5	0	1	25	0	3	29
Sheriff	6	0	0	6	0	0	0	6	0	0	6
Livermore	2	2	0	4	0	0	0	4	0	0	4
Calhoun	1	0	0	1	0	0	0	1	0	0	1
MADISON	1,092	9	2	976	125	2	19	752	2	330	1,103
State Police	487	4	0	444	47	0	11	477	0	3	491
Sheriff	52	0	0	51	1	0	1	50	0	1	52
Richmond	409	2	0	349	62	0	0	85	2	324	411
E.K.U.	45	0	0	39	6	0	5	40	0	0	45
Berea	99	3	2	93	9	2	2	100	0	2	104
MAGOFFIN	140	2	0	128	14	0	1	141	0	0	142
State Police	119	2	0	108	13	0	0	121	0	0	121
Sheriff	16	0	0	16	0	0	1	15	0	0	16

DUI ARRESTS BY AGE, SEX, AND RACE

County	Age			Sex			Race				
	Adult	Juv.	Unkn.	Male	Female	Unkn.	Black	White	Other	Unkn.	Total
MAGOFFIN (CONT'D)											
Salyersville	5	0	0	4	1	0	0	5	0	0	5
MARION	186	6	0	180	12	0	7	184	0	1	192
State Police	61	1	0	59	3	0	0	61	0	1	62
Sheriff	6	0	0	6	0	0	0	6	0	0	6
Lebanon	116	5	0	113	8	0	7	114	0	0	121
Loretto	3	0	0	2	1	0	0	3	0	0	3
MARSHALL	157	6	0	143	20	0	2	159	0	2	163
State Police	60	1	0	55	6	0	2	59	0	0	61
Sheriff	33	2	0	31	4	0	0	33	0	2	35
Benton	17	3	0	17	3	0	0	20	0	0	20
Calvert City	47	0	0	40	7	0	0	47	0	0	47
MARTIN	113	1	0	103	11	0	0	111	0	3	114
State Police	76	1	0	71	6	0	0	75	0	2	77
Sheriff	35	0	0	30	5	0	0	34	0	1	35
Inez	2	0	0	2	0	0	0	2	0	0	2
MASON	137	2	0	122	17	0	6	132	0	1	139
State Police	14	1	0	15	0	0	0	15	0	0	15
Sheriff	23	1	0	20	4	0	0	24	0	0	24
Maysville	99	0	0	86	13	0	6	92	0	1	99
Washington	1	0	0	1	0	0	0	1	0	0	1
MEADE	230	2	0	204	28	0	16	214	1	1	232
State Police	199	2	0	180	21	0	15	186	0	0	201
Sheriff	16	0	0	14	2	0	0	16	0	0	16
Brandenburg	2	0	0	0	2	0	0	2	0	0	2
Muldraugh	13	0	0	10	3	0	1	10	1	1	13
MENIFEE	14	0	0	14	0	0	0	14	0	0	14
State Police	12	0	0	12	0	0	0	12	0	0	12
Sheriff	2	0	0	2	0	0	0	2	0	0	2
MERCER	172	6	0	166	11	1	8	168	0	2	178
State Police	77	2	0	75	4	0	2	77	0	0	79
Sheriff	8	0	0	8	0	0	1	7	0	0	8
Harrodsburg	87	4	0	83	7	1	5	84	0	2	91
Burgin	0	0	0	0	0	0	0	0	0	0	0
METCALFE	65	0	0	59	5	1	5	57	0	3	65
State Police	24	0	0	22	2	0	3	20	0	1	24

DUI ARRESTS BY AGE, SEX, AND RACE

County	Age			Sex			Race				
	Adult	Juv.	Unkn.	Male	Female	Unkn.	Black	White	Other	Unkn.	Total
METCALFE (CONT'D)											
Sheriff	7	0	0	5	1	1	0	6	0	1	7
Edmonton	34	0	0	32	2	0	2	31	0	1	34
MONROE	46	1	0	44	3	0	1	46	0	0	47
State Police	14	1	0	15	0	0	1	14	0	0	15
Sheriff	5	0	0	5	0	0	0	5	0	0	5
Tompkinsville	22	0	0	21	1	0	0	22	0	0	22
Gamaliel	5	0	0	3	2	0	0	5	0	0	5
Fountain Run	0	0	0	0	0	0	0	0	0	0	0
MONTGOMERY	145	5	0	131	19	0	6	142	0	2	150
State Police	22	0	0	16	6	0	1	21	0	0	22
Sheriff	15	1	0	14	2	0	0	15	0	1	16
Mt. Sterling	108	4	0	101	11	0	5	106	0	1	112
MORGAN	115	2	0	111	6	0	0	117	0	0	117
State Police	69	0	0	65	4	0	0	69	0	0	69
Sheriff	6	0	0	5	1	0	0	6	0	0	6
West Liberty	40	2	0	41	1	0	0	42	0	0	42
MUHLENBURG	241	3	0	224	20	0	9	234	1	0	244
State Police	171	1	0	160	12	0	3	169	0	0	172
Sheriff	13	0	0	9	4	0	0	12	1	0	13
Greenville	28	0	0	27	1	0	5	23	0	0	28
Central City	29	2	0	28	3	0	1	30	0	0	31
Powderly	0	0	0	0	0	0	0	0	0	0	0
NELSON	271	5	2	250	22	6	19	256	0	3	278
State Police	129	3	0	120	12	0	6	126	0	0	132
Sheriff	4	0	0	4	0	0	0	4	0	0	4
Bardstown	53	2	2	46	5	6	4	50	0	3	57
Bloomfield	32	0	0	30	2	0	3	29	0	0	32
New Haven	0	0	0	0	0	0	0	0	0	0	0
Nelson Co. P.D.	53	0	0	50	3	0	6	47	0	0	53
NICHOLAS	45	3	0	43	5	0	1	47	0	0	48
State Police	29	3	0	29	3	0	1	31	0	0	32
Sheriff	1	0	0	1	0	0	0	1	0	0	1
Carlisle P.D.	15	0	0	13	2	0	0	15	0	0	15
OHIO	103	3	0	93	13	0	0	98	6	2	106
State Police	68	1	0	60	9	0	0	68	0	1	69

DUI ARRESTS BY AGE, SEX, AND RACE

County	Age			Sex			Race				
	Adult	Juv.	Unkn.	Male	Female	Unkn.	Black	White	Other	Unkn.	Total
OHIO (CONT'D)											
Sheriff	28	0	0	26	2	0	0	27	0	1	28
Hartford	2	1	0	3	0	0	0	3	0	0	3
Beaver Dam	5	1	0	4	2	0	0	0	6	0	6
OLDHAM	228	8	0	214	21	1	16	218	0	2	236
State Police	76	1	0	72	5	0	6	71	0	0	77
Sheriff	9	0	0	9	0	0	2	7	0	0	9
Oldham Co. P.D.	116	5	0	105	15	1	5	114	0	2	121
LaGrange	20	2	0	21	1	0	2	20	0	0	22
Pewee Valley	7	0	0	7	0	0	1	6	0	0	7
OWEN	71	0	0	67	3	1	2	69	0	0	71
State Police	65	0	0	63	1	1	2	63	0	0	65
Sheriff	0	0	0	0	0	0	0	0	0	0	0
Owenton	6	0	0	4	2	0	0	6	0	0	6
OWSLEY	120	4	0	119	5	0	0	124	0	0	124
State Police	118	4	0	118	4	0	0	122	0	0	122
Sheriff	2	0	0	1	1	0	0	2	0	0	2
PENDLETON	70	5	0	67	8	0	1	73	0	1	75
State Police	43	2	0	43	2	0	1	43	0	1	45
Sheriff	3	0	0	3	0	0	0	3	0	0	3
Falmouth	23	2	0	19	6	0	0	25	0	0	25
Butler	1	1	0	2	0	0	0	2	0	0	2
PERRY	429	7	0	398	38	0	6	427	0	3	436
State Police	245	3	0	230	18	0	3	242	0	3	248
Sheriff	90	2	0	84	8	0	1	91	0	0	92
Hazard	94	2	0	84	12	0	2	94	0	0	96
PIKE	1,001	26	1	955	70	3	4	1,015	0	9	1,028
State Police	873	23	0	828	66	2	2	888	0	6	896
Sheriff	63	2	0	60	4	1	1	62	0	2	65
Pikeville	62	1	1	64	0	0	1	62	0	1	64
Elkhorn City	3	0	0	3	0	0	0	3	0	0	3
POWELL	95	3	1	93	6	0	0	94	0	5	99
State Police	56	3	0	57	2	0	0	54	0	5	59
Sheriff	17	0	0	17	0	0	0	17	0	0	17
Stanton	22	0	1	19	4	0	0	23	0	0	23
Clay City	0	0	0	0	0	0	0	0	0	0	0

DUI ARRESTS BY AGE, SEX, AND RACE

County	Age			Sex			Race				
	Adult	Juv.	Unkn.	Male	Female	Unkn.	Black	White	Other	Unkn.	Total
PULASKI	544	11	1	511	44	1	14	537	1	4	556
State Police	78	2	0	74	6	0	1	79	0	0	80
Sheriff	220	4	1	210	14	1	6	217	1	1	225
Somerset	217	4	0	198	23	0	6	212	0	3	221
Burnside	15	1	0	15	1	0	1	15	0	0	16
Eubank	0	0	0	0	0	0	0	0	0	0	0
Science Hill	11	0	0	11	0	0	0	11	0	0	11
Ferguson	3	0	0	3	0	0	0	3	0	0	3
ROBERTSON	9	0	0	9	0	0	0	8	0	1	9
State Police	8	0	0	8	0	0	0	8	0	0	8
Mt. Olivet	1	0	0	1	0	0	0	0	0	1	1
ROCKCASTLE	194	3	0	185	12	0	3	192	0	2	197
State Police	145	2	0	139	8	0	3	142	0	2	147
Sheriff	9	0	0	8	1	0	0	9	0	0	9
Livingston	0	0	0	0	0	0	0	0	0	0	0
Mt. Vernon	34	1	0	33	2	0	0	35	0	0	35
Brodhead	6	0	0	5	1	0	0	6	0	0	6
ROWAN	367	3	2	335	36	1	1	368	0	3	372
State Police	132	2	0	126	8	0	1	132	0	1	134
Sheriff	19	0	0	18	1	0	0	19	0	0	19
Morehead	183	0	2	162	22	1	0	183	0	2	185
Morehead St. Univ.	33	1	0	29	5	0	0	34	0	0	34
RUSSELL	197	7	0	188	16	0	1	201	0	2	204
State Police	77	1	0	76	2	0	0	76	0	2	78
Sheriff	1	0	0	1	0	0	0	1	0	0	1
Jamestown	76	4	0	73	7	0	0	80	0	0	80
Russell Springs	43	2	0	38	7	0	1	44	0	0	45
SCOTT	289	4	0	264	28	1	17	272	1	3	293
State Police	84	1	0	78	7	0	4	80	0	1	85
Sheriff	47	0	0	43	4	0	3	43	0	1	47
Georgetown	158	3	0	143	17	1	10	149	1	1	161
Stamping Ground	0	0	0	0	0	0	0	0	0	0	0
Scott Co. P.D.	0	0	0	0	0	0	0	0	0	0	0
SHELBY	276	5	1	249	32	1	37	243	0	2	282
State Police	202	4	0	182	24	0	26	179	0	1	206
Sheriff	0	0	0	0	0	0	0	0	0	0	0

DUI ARRESTS BY AGE, SEX, AND RACE

County	Age			Sex			Race				
	Adult	Juv.	Unkn.	Male	Female	Unkn.	Black	White	Other	Unkn.	Total
SHELBY (CONT'D)											
Shelbyville	74	1	1	67	8	1	11	64	0	1	76
SIMPSON	77	2	0	71	8	0	6	73	0	0	79
State Police	27	0	0	25	2	0	1	26	0	0	27
Sheriff	6	0	0	5	1	0	0	6	0	0	6
Franklin	44	2	0	41	5	0	5	41	0	0	46
SPENCER	75	1	0	73	3	0	0	76	0	0	76
State Police	71	0	0	68	3	0	0	71	0	0	71
Sheriff	2	1	0	3	0	0	0	3	0	0	3
Taylorsville	2	0	0	2	0	0	0	2	0	0	2
TAYLOR	247	8	0	224	29	2	16	237	0	2	255
State Police	68	0	0	63	5	0	5	63	0	0	68
Sheriff	20	2	0	18	3	1	0	21	0	1	22
Campbellsville	158	6	0	142	21	1	11	152	0	1	164
Taylor Co. P.D.	1	0	0	1	0	0	0	1	0	0	1
TODD	64	3	0	61	6	0	9	57	0	1	67
State Police	21	0	0	17	4	0	3	17	0	1	21
Sheriff	3	0	0	3	0	0	0	3	0	0	3
Elkton	29	3	0	31	1	0	5	27	0	0	32
Guthrie	11	0	0	10	1	0	1	10	0	0	11
TRIGG	119	8	0	117	10	0	17	110	0	0	127
State Police	78	6	0	79	5	0	10	74	0	0	84
Sheriff	16	0	0	14	2	0	0	16	0	0	16
Cadiz	19	0	0	17	2	0	7	12	0	0	19
Land Between the Lakes	6	2	0	7	1	0	0	8	0	0	8
TRIMBLE	26	0	0	22	4	0	0	26	0	0	26
State Police	17	0	0	14	3	0	0	17	0	0	17
Sheriff	9	0	0	8	1	0	0	9	0	0	9
UNION	209	8	0	188	28	1	15	198	0	4	217
State Police	139	3	0	126	16	0	11	128	0	3	142
Sheriff	6	0	0	5	1	0	1	5	0	0	6
Morganfield	31	5	0	28	8	0	1	35	0	0	36
Sturgis	28	0	0	25	2	1	2	25	0	1	28
Uniontown	5	0	0	4	1	0	0	5	0	0	5
WARREN	1,237	21	0	1,078	179	1	108	1,139	4	7	1,258
State Police	319	7	0	297	29	0	16	305	1	4	326

DUI ARRESTS BY AGE, SEX, AND RACE

County	Age			Sex			Race				Total
	Adult	Juv.	Unkn.	Male	Female	Unkn.	Black	White	Other	Unkn.	
WARREN (CONT'D)											
Sheriff	35	0	0	31	3	1	1	31	0	3	35
Bowling Green	882	14	0	750	146	0	91	802	3	0	896
Western Ky. Univ.	0	0	0	0	0	0	0	0	0	0	0
Smith Grove	1	0	0	0	1	0	0	1	0	0	1
WASHINGTON	62	2	0	62	2	0	5	59	0	0	64
State Police	23	0	0	22	1	0	2	21	0	0	23
Sheriff	2	0	0	2	0	0	0	2	0	0	2
Springfield	37	2	0	38	1	0	3	36	0	0	39
WAYNE	52	1	0	51	2	0	2	51	0	0	53
State Police	20	0	0	19	1	0	2	18	0	0	20
Sheriff	8	0	0	8	0	0	0	8	0	0	8
Monticello	24	1	0	24	1	0	0	25	0	0	25
WEBSTER	70	0	0	66	4	0	6	64	0	0	70
State Police	44	0	0	42	2	0	3	41	0	0	44
Sheriff	5	0	0	5	0	0	1	4	0	0	5
Providence	9	0	0	8	1	0	2	7	0	0	9
Clay	7	0	0	7	0	0	0	7	0	0	7
Sebree	5	0	0	4	1	0	0	5	0	0	5
WHITLEY	300	3	0	270	33	0	1	298	0	4	303
State Police	117	1	0	108	10	0	1	115	0	2	118
Sheriff	7	0	0	7	0	0	0	7	0	0	7
Corbin	96	2	0	80	18	0	0	98	0	0	98
Williamsburg	80	0	0	75	5	0	0	78	0	2	80
WOLFE	81	1	0	76	6	0	0	81	0	1	82
State Police	72	1	0	67	6	0	0	72	0	1	73
Sheriff	8	0	0	8	0	0	0	8	0	0	8
Campton	1	0	0	1	0	0	0	1	0	0	1
WOODFORD	321	4	0	297	28	0	17	304	2	2	325
State Police	74	1	0	69	6	0	5	68	1	1	75
Sheriff	0	0	0	0	0	0	0	0	0	0	0
Versailles	116	2	0	110	8	0	8	110	0	0	118
Woodford Co. P.D.	131	1	0	118	14	0	4	126	1	1	132
UNKNOWN	49	0	0	48	1	0	2	47	0	0	49
Other State Agencies*	114	5	0	116	3	0	4	115	0	0	119
STATE TOTALS	40,631	604	48	36,244	4,701	338	3,251	37,042	48	942	41,283

Statewide agencies are those agencies with statewide jurisdiction. They include: Vehicle Regulation, Motor Vehicle Enforcement, Probation and Parole, Park Security Section, Facilities Security Section, Department for Human Resources, Water Safety Division, Forestry Enforcement Section, Kentucky Department of Justice, Department of Surface Mining Reclamation and Enforcement, Water Patrol, Fish and Wildlife Enforcement, Mines and Minerals Task Force, Alcoholic Beverage Control.



POLICE EMPLOYEE DATA

FULL-TIME MUNICIPAL POLICE EMPLOYEES 1989

MUNICIPALITY	LAW ENFORCEMENT OFFICERS			CIVILIAN EMPLOYEES			TOTAL EMPLOYEES
	MALE	FEMALE	TOTAL	MALE	FEMALE	TOTAL	
Adairville	1	0	1	0	0	0	1
Albany	5	0	5	2	0	2	7
Alexandria	4	1	5	0	0	0	5
Anchorage	8	1	9	3	1	4	13
Ashland	48	1	49	1	5	6	55
Auburn	2	0	2	0	0	0	2
Audubon Park	3	0	3	1	0	1	4
Augusta	2	0	2	0	1	1	3
Barbourville	10	0	10	1	3	4	14
Bardstown	14	0	14	2	1	3	17
Beattyville	3	1	4	1	1	2	6
Beaver Dam	4	0	4	0	0	0	4
Bellevue	8	1	9	0	1	1	10
Benton	6	0	6	0	2	2	8
Berea	15	0	15	2	4	6	21
Bloomfield	1	0	1	0	2	2	3
Bowling Green	70	3	73	0	19	19	92
Brandenburg	3	0	3	0	0	0	3
Brooksville	2	0	2	0	0	0	2
Brownsville	1	0	1	0	0	0	1
Burkesville	4	0	4	0	0	0	4
Burnside	3	0	3	0	0	0	3
Cadiz	5	0	5	0	0	0	5
Calhoun	1	0	1	0	0	0	1
Calvert City	4	0	4	0	1	1	5
Campbellsburg	1	0	1	0	0	0	1
Campbellsville	11	0	11	0	1	1	12
Carlisle	6	0	6	1	0	1	7
Carrollton	9	0	9	0	0	0	9
Catlettsburg	7	0	7	4	0	4	11
Cave City	5	0	5	0	0	0	5
Central City	7	0	7	0	0	0	7
Clarkson	1	0	1	0	0	0	1
Clinton	2	0	2	0	0	0	2
Cloverport	2	0	2	0	0	0	2
Cold Springs	4	0	4	0	0	0	4
Columbia	7	0	7	0	0	0	7
Corbin	15	1	16	1	4	5	21
Covington	78	7	85	4	13	17	102
Crab Orchard	4	1	5	0	0	0	5
Crittenden	1	0	1	0	0	0	1
Crofton	1	0	1	0	0	0	1
Cumberland	7	0	7	1	1	2	9

FULL-TIME MUNICIPAL POLICE EMPLOYEES 1989 (CONT'D)

MUNICIPALITY	LAW ENFORCEMENT OFFICERS			CIVILIAN EMPLOYEES			TOTAL EMPLOYEES
	MALE	FEMALE	TOTAL	MALE	FEMALE	TOTAL	
Cynthiana	15	0	15	2	1	3	18
Danville	20	1	21	0	0	0	21
Dawson Springs	4	0	4	4	0	4	8
Dayton	8	0	8	0	0	0	8
Dixie Police Auth.	6	1	7	0	1	1	8
Dry Ridge	1	0	1	0	0	0	1
Earlington	1	0	1	0	0	0	1
Edgewood	8	1	9	0	1	1	10
Edmonton	4	0	4	0	0	0	4
Elizabethtown	31	0	31	7	2	9	40
Elkton	4	0	4	0	0	0	4
Elsmere	8	0	8	0	1	1	9
Eminence	7	0	7	0	0	0	7
Erlanger	22	0	22	2	2	4	26
Evarts	4	0	4	0	0	0	4
Falmouth	7	1	8	2	2	4	12
Flatwoods	7	0	7	1	4	5	12
Fleming-Neon	3	0	3	0	0	0	3
Flemingsburg	6	0	6	0	0	0	6
Florence	37	1	38	0	3	3	41
Frankfort	45	2	47	3	5	8	55
Franklin	11	0	11	1	3	4	15
Ft. Mitchell	10	1	11	0	0	0	11
Ft. Thomas	20	0	20	0	1	1	21
Ft. Wright	7	0	7	0	1	1	8
Fulton	9	0	9	1	3	4	13
Gamaliel	2	0	2	0	0	0	2
Georgetown	28	1	29	4	4	8	37
Glasgow	22	0	22	3	4	7	29
Grayson	6	0	6	0	0	0	6
Greensburg	4	1	5	4	0	4	9
Greenup	3	0	3	0	0	0	3
Greenville	7	0	7	0	0	0	7
Guthrie	4	0	4	0	0	0	4
Hardinsburg	3	0	3	0	0	0	3
Harlan	8	1	9	3	1	4	13
Harrodsburg	12	1	13	4	2	6	19
Hartford	4	0	4	0	0	0	4
Hawesville	1	0	1	0	0	0	1
Hazard	24	1	25	1	2	3	28
Henderson	42	2	44	1	7	8	52
Hickman	5	0	5	4	0	4	9
Highland Heights	4	0	4	0	0	0	4

FULL-TIME MUNICIPAL POLICE EMPLOYEES 1989 (CONT'D)

MUNICIPALITY	LAW ENFORCEMENT OFFICERS			CIVILIAN EMPLOYEES			TOTAL EMPLOYEES
	MALE	FEMALE	TOTAL	MALE	FEMALE	TOTAL	
Hillview	1	0	1	0	0	0	1
Hindman	1	0	1	0	1	1	2
Hodgenville	5	0	5	0	0	0	5
Hopkinsville	41	3	44	1	4	5	49
Horse Cave	4	0	4	0	0	0	4
Hustonville	1	0	1	0	0	0	1
Independence	10	0	10	0	1	1	11
Indian Hills	5	0	5	0	0	0	5
Irvine	7	0	7	3	0	3	10
Irvington	2	0	2	0	0	0	2
Jackson	9	0	9	0	1	1	10
Jamestown	5	0	5	0	0	0	5
Jeffersontown	35	2	37	3	6	9	46
Jenkins	4	0	4	1	0	1	5
Junction City	3	0	3	0	0	0	3
LaCenter	1	0	1	0	0	0	1
LaGrange	6	0	6	3	1	4	10
Lakeside Park	7	0	7	0	1	1	8
Lancaster	6	0	6	0	0	0	6
Lawrenceburg	10	1	11	2	3	5	16
Lebanon	12	0	12	3	2	5	17
Lebanon Junction	1	0	1	0	0	0	1
Leitchfield	9	1	10	2	2	4	14
Lewisburg	1	0	1	0	0	0	1
Lewisport	1	0	1	0	0	0	1
Lexington	321	27	348	24	99	123	471
Liberty	5	0	5	0	0	0	5
Livermore	1	0	1	0	0	0	1
London	13	2	15	0	0	0	15
Louisa	5	0	5	4	0	4	9
Louisville	591	72	663	46	140	186	849
Loyall	1	0	1	2	1	3	4
Ludlow	7	0	7	4	0	4	11
Madisonville	32	1	33	4	5	9	42
Manchester	8	0	8	1	3	4	12
Marion	5	0	5	0	0	0	5
Martin	3	1	4	1	0	1	5
Mayfield	26	2	28	0	2	2	30
Maysville	18	0	18	6	3	9	27
Middlesboro	21	0	21	4	0	4	25
Millersburg	1	0	1	0	0	0	1
Monticello	4	0	4	3	1	4	8
Morehead	15	1	16	3	3	6	22

FULL-TIME MUNICIPAL POLICE EMPLOYEES 1989 (CONT'D)

MUNICIPALITY	LAW ENFORCEMENT OFFICERS			CIVILIAN EMPLOYEES			TOTAL EMPLOYEES
	MALE	FEMALE	TOTAL	MALE	FEMALE	TOTAL	
Morganfield	8	0	8	1	5	6	14
Morgantown	4	0	4	0	0	0	4
Mt. Sterling	15	1	16	1	5	6	22
Mt. Vernon	5	0	5	0	0	0	5
Mt. Washington	6	0	6	0	0	0	6
Muldraugh	2	0	2	0	0	0	2
Munfordville	2	0	2	0	0	0	2
Murray	22	1	23	4	1	5	28
New Castle	1	0	1	0	0	0	1
New Haven	1	0	1	0	0	0	1
Newport	41	4	45	0	7	7	52
Nicholasville	25	1	26	3	5	8	34
Nortonville	1	0	1	0	0	0	1
Oak Grove	3	1	4	0	0	0	4
Olive Hill	5	0	5	2	1	3	8
Owensboro	86	4	90	6	23	29	119
Owenton	3	0	3	0	0	0	3
Owingsville	3	0	3	0	2	2	5
Paducah	65	3	68	1	4	5	73
Paintsville	9	1	10	0	1	1	11
Paris	15	1	16	2	2	4	20
Park City	1	0	1	0	0	0	1
Park Hills	3	1	4	0	1	1	5
Perryville	1	0	1	0	0	0	1
Pewee Valley	3	0	3	0	0	0	3
Pikeville	12	1	13	2	3	5	18
Pineville	7	0	7	3	1	4	11
Prestonsburg	10	1	11	3	1	4	15
Princeton	12	0	12	3	2	5	17
Prospect	5	0	5	0	0	0	5
Providence	8	0	8	0	0	0	8
Raceland	3	0	3	0	0	0	3
Radcliff	27	2	29	2	7	9	38
Ravenna	2	0	2	0	0	0	2
Richmond	34	3	37	0	9	9	46
Russell	11	0	11	0	0	0	11
Russell Springs	5	0	5	0	0	0	5
Russellville	20	0	20	1	7	8	28
Salyersville	3	1	4	0	0	0	4
Scottsville	12	0	12	0	4	4	16
Sebree	1	0	1	0	0	0	1
Shelbyville	13	1	14	2	1	3	17
Shepherdsville	4	1	5	0	0	0	5

FULL-TIME MUNICIPAL POLICE EMPLOYEES 1989 (CONT'D)

MUNICIPALITY	LAW ENFORCEMENT OFFICERS			CIVILIAN EMPLOYEES			TOTAL EMPLOYEES
	MALE	FEMALE	TOTAL	MALE	FEMALE	TOTAL	
Shively	18	3	21	1	5	6	27
Somerset	25	0	25	4	2	6	31
Southgate	5	0	5	0	0	0	5
Springfield	5	0	5	8	0	8	13
St. Matthews	20	3	23	0	5	5	28
St. Regis	15	1	16	1	1	2	18
Stanford	6	0	6	0	0	0	6
Stanton	6	0	6	0	0	0	6
Sturgis	5	0	5	0	0	0	5
Taylor Mill	5	0	5	0	0	0	5
Taylorsville	2	0	2	0	0	0	2
Tompkinsville	7	0	7	2	1	3	10
Uniontown	2	0	2	0	0	0	2
Vanceburg	3	0	3	0	0	0	3
Versailles	16	0	16	3	1	4	20
Villa Hills	6	0	6	0	0	0	6
Vine Grove	5	0	5	1	0	1	6
Walton	3	0	3	0	0	0	3
Warsaw	1	0	1	0	1	1	2
West Buechel	8	0	8	0	2	2	10
West Liberty	6	0	6	0	0	0	6
West Point	2	0	2	0	2	2	4
Wheelwright	1	0	1	0	0	0	1
Whitesburg	4	0	4	0	2	2	6
Wilder	4	1	5	0	0	0	5
Williamsburg	9	0	9	0	0	0	9
Williamstown	3	1	4	2	0	2	6
Wilmore	2	0	2	0	0	0	2
Winchester	25	2	27	4	3	7	34
Wingo	1	0	1	0	0	0	1
Worthington	1	0	1	0	0	0	1
TOTAL/ABOVE AGENCIES	2,883	184	3,067	253	506	759	3,826

FULL-TIME SHERIFF DEPARTMENT EMPLOYEES

1989

AGENCY	LAW ENFORCEMENT OFFICERS			CIVILIAN EMPLOYEES			TOTAL EMPLOYEES
	MALE	FEMALE	TOTAL	MALE	FEMALE	TOTAL	
Adair	3	0	3	0	1	1	4
Allen	4	1	5	0	0	0	5
Anderson	3	1	4	0	0	0	4
Ballard	4	1	5	0	0	0	5
Barren	3	2	5	0	0	0	5
Bath	2	0	2	0	1	1	3
Bell	6	0	6	0	4	4	10
Boone	14	1	15	0	2	2	17
Bourbon	5	2	7	0	0	0	7
Boyd	11	4	15	0	0	0	15
Boyle	7	1	8	0	0	0	8
Bracken	1	1	2	0	0	0	2
Breathitt	2	0	2	0	0	0	2
Breckinridge	3	2	5	0	0	0	5
Bullitt	5	1	6	0	3	3	9
Butler	1	2	3	0	0	0	3
Caldwell	3	2	5	0	5	5	10
Calloway	4	2	6	0	0	0	6
Campbell	9	2	11	0	0	0	11
Carlisle	1	1	2	0	0	0	2
Carroll	2	0	2	0	1	1	3
Carter	2	1	3	0	2	2	5
Casey	2	1	3	0	0	0	3
Christian	16	3	19	0	0	0	19
Clark	7	2	9	0	2	2	11
Clay	3	1	4	0	2	2	6
Clinton	3	1	4	3	0	3	7
Crittenden	2	1	3	0	0	0	3
Cumberland	2	1	3	0	0	0	3
Daviess	20	6	26	0	2	2	28
Edmonson	3	1	4	0	0	0	4
Elliott	1	0	1	0	0	0	1
Estill	3	0	3	2	0	2	5
Fleming	3	0	3	0	0	0	3
Floyd	4	2	6	0	0	0	6
Franklin	6	2	8	0	0	0	8
Fulton	2	1	3	0	0	0	3
Gallatin	1	0	1	0	1	1	2
Garrard	3	0	3	0	0	0	3
Grant	3	0	3	0	2	2	5
Graves	4	0	4	0	3	3	7
Grayson	4	1	5	0	0	0	5
Green	3	1	4	0	0	0	4

FULL-TIME SHERIFF DEPARTMENT EMPLOYEES 1989 (CONT'D)

AGENCY	LAW ENFORCEMENT OFFICERS			CIVILIAN EMPLOYEES			TOTAL EMPLOYEES
	MALE	FEMALE	TOTAL	MALE	FEMALE	TOTAL	
Greenup	6	0	6	0	4	4	10
Hancock	3	2	5	0	0	0	5
Hardin	12	3	15	0	2	2	17
Harlan	7	2	9	0	1	1	10
Harrison	4	1	5	0	0	0	5
Hart	3	1	4	0	0	0	4
Henderson	9	3	12	0	0	0	12
Henry	3	2	5	0	0	0	5
Hickman	1	1	2	0	0	0	2
Hopkins	8	0	8	4	0	4	12
Jackson	2	0	2	0	1	1	3
Jessamine	5	2	7	0	0	0	7
Johnson	6	2	8	0	0	0	8
Knott	4	2	6	0	0	0	6
Knox	4	0	4	0	3	3	7
Larue	4	0	4	0	1	1	5
Laurel	8	2	10	0	0	0	10
Lawrence	2	2	4	0	0	0	4
Lee	10	2	12	0	2	2	14
Leslie	3	2	5	0	0	0	5
Letcher	4	2	6	0	0	0	6
Lewis	5	1	6	0	0	0	6
Lincoln	4	1	5	0	0	0	5
Livingston	4	1	5	0	1	1	6
Logan	6	2	8	0	0	0	8
Lyon	3	2	5	0	0	0	5
Madison	8	2	10	2	0	2	12
Magoffin	2	1	3	0	0	0	3
Marion	2	0	2	0	1	1	3
Marshall	8	2	10	0	0	0	10
Martin	3	1	4	0	1	1	5
Mason	8	1	9	0	1	1	10
McCracken	13	4	17	0	0	0	17
McCreary	3	1	4	0	0	0	4
McLean	2	2	4	0	0	0	4
Meade	3	1	4	0	0	0	4
Menifee	2	0	2	0	0	0	2
Mercer	3	2	5	0	0	0	5
Metcalfe	2	0	2	0	0	0	2
Monroe	4	0	4	0	0	0	4
Montgomery	7	1	8	0	1	1	9
Morgan	2	0	2	0	1	1	3
Muhlenberg	6	2	8	0	0	0	8

FULL-TIME SHERIFF DEPARTMENT EMPLOYEES 1989 (CONT'D)

AGENCY	LAW ENFORCEMENT OFFICERS			CIVILIAN EMPLOYEES			TOTAL EMPLOYEES
	MALE	FEMALE	TOTAL	MALE	FEMALE	TOTAL	
Nelson	4	0	4	0	2	2	6
Nicholas	2	1	3	0	0	0	3
Ohio	5	1	6	0	0	0	6
Oldham	4	2	6	0	2	2	8
Owen	2	1	3	0	0	0	3
Owsley	1	0	1	0	0	0	1
Pendleton	2	0	2	0	0	0	2
Perry	9	2	11	0	0	0	11
Pike	33	2	35	0	0	0	35
Powell	1	2	3	0	0	0	3
Pulaski	8	0	8	0	3	3	11
Robertson	1	0	1	1	0	1	2
Rockcastle	5	2	7	0	0	0	7
Rowan	4	0	4	0	3	3	7
Russell	3	1	4	0	0	0	4
Scott	15	2	17	0	0	0	17
Shelby	4	1	5	0	0	0	5
Simpson	4	2	6	0	0	0	6
Spencer	2	0	2	0	0	0	2
Taylor	3	1	4	0	0	0	4
Todd	2	1	3	0	0	0	3
Trigg	3	1	4	0	0	0	4
Trimble	2	1	3	0	0	0	3
Union	4	0	4	0	2	2	6
Warren	13	3	16	4	5	9	25
Washington	2	1	3	0	2	2	5
Wayne	4	0	4	0	2	2	6
Webster	4	0	4	0	2	2	6
Whitley	2	0	2	0	2	2	4
Wolfe	3	0	3	0	0	0	3
Woodford	4	1	5	0	0	0	5
TOTAL/ABOVE AGENCIES	553	137	690	16	76	92	782

FULL-TIME COUNTY, UNIVERSITY, SCHOOL, OTHER, AND KENTUCKY STATE POLICE EMPLOYEES 1989

AGENCY	LAW ENFORCEMENT OFFICERS			CIVILIAN EMPLOYEES			TOTAL EMPLOYEES
	MALE	FEMALE	TOTAL	MALE	FEMALE	TOTAL	
Anderson County	2	0	2	0	0	0	2
Boone County	40	2	42	0	2	2	44
Bullitt County	7	1	8	0	0	0	8
Campbell County	21	1	22	1	4	5	27
Christian County	3	1	4	0	1	1	5
Jefferson County	360	34	394	36	76	112	506
Kenton County	26	1	27	5	5	10	37
Lyon County	3	0	3	0	0	0	3
Nelson County	4	1	5	0	0	0	5
Oldham County	11	1	12	0	1	1	13
Woodford County	15	0	15	0	1	1	16
Eastern KY Univ.	19	1	20	6	6	12	32
Fayette Co. Schools	13	6	19	1	3	4	23
Jeff. Co. School Sec.	3	1	4	3	4	7	11
Jeff. Comm. College	5	1	6	0	0	0	6
Morehead State Univ.	7	1	8	2	6	8	16
Murray State Univ.	9	1	10	0	1	1	11
Northern KY Univ.	13	3	16	8	5	13	29
Univ. of Louisville	22	1	23	10	10	20	43
University of KY	31	4	35	12	2	14	49
Western KY Univ.	17	3	20	2	5	7	27
Cincinnati Airport	26	3	29	0	6	6	35
Fish & Wildlife	134	1	135	5	4	9	144
Housing Auth. of LVL	6	0	6	0	1	1	7
KY Motor Vehicle Enforce.	138	6	144	80	74	154	298
KY Department of Parks	79	4	83	0	0	0	83
KY Horse Park	7	1	8	0	0	0	8
Meade Co. Constable	1	0	1	0	0	0	1
State Fairgrounds	5	0	5	8	1	9	14
Water Patrol	45	0	45	10	5	15	60
Kentucky State Police	904	13	917	336	348	684	1,601
TOTAL/ABOVE AGENCIES	1,976	92	2,068	525	571	1,096	3,164
TOTAL/ALL AGENCIES	5,412	413	5,825	794	1,153	1,947	7,772

Information was gathered from survey responses from the individual agencies and includes employees on the payroll as of October 31, 1989.