

# ***Fiscal Year 1989 Annual Report***

***Illinois Department of Corrections***

***Michael P. Lane  
Director***



124104



# ILLINOIS

## DEPARTMENT OF CORRECTIONS

124104

U.S. Department of Justice  
National Institute of Justice

This document has been reproduced exactly as received from the person or organization originating it. Points of view or opinions stated in this document are those of the authors and do not necessarily represent the official position or policies of the National Institute of Justice.

Permission to reproduce this copyrighted material has been  
granted by

Illinois Department of  
Corrections

to the National Criminal Justice Reference Service (NCJRS).

Further reproduction outside of the NCJRS system requires permission of the copyright owner.

# **Fiscal Year 1989 ANNUAL REPORT**

**Michael P. Lane**  
**Director**

**Leo L. Meyer**  
Deputy Director  
Adult Division

**Daniel Bosse**  
Assistant Deputy Director  
Adult Division

**George Welborn**  
Assistant Deputy Director  
Adult Division

**James R. Irving**  
Deputy Director  
Juvenile Division

**Anthony M. Scillia**  
Deputy Director  
Community Services Division

**Karl Becker**  
Deputy Director  
Bureau of Administration and Planning

**William H. Craine, Ph. D.**  
Deputy Director  
Bureau of Employee and Inmate Services

**Gerald O. Long**  
Deputy Director  
Bureau of Inspections and Audits

**Nic Howell**  
Chief Public Information Officer

**Melissa Stutler**  
Legislative Liaison

Prepared by  
Illinois Department of Corrections  
Public Information Office

Springfield ♦ Illinois  
December, 1989

# ❖ **Table of Contents** ❖

Table of organization .....	1
News highlights of FY1989 .....	2
Introduction.....	12
Director's Office .....	13
Bureau of Administration and Planning .....	14
Bureau of Employee and Inmate Services .....	18
Bureau of Inspections and Audits .....	24
Adult Division .....	26
Community Services Division .....	44
Juvenile Division .....	55
Facilities map .....	62
FY1989 expenditures .....	(in foldout section after pg. 62)

# Director

Executive Assistant

Public Information  
Office

Intergovernmental  
Relations Office

Accreditation and  
Standards Manager

Adult Advisory  
Board

Juvenile Advisory  
Board

School District 428  
Board of Education

## Deputy Director Adult Institutions

Asst. Deputy Director

Asst. Deputy Director

Correctional  
Industries

Transfer  
Coordinator

Centralia  
Correctional  
Center

Danville  
Correctional  
Center

Dixon  
Correctional  
Center

Dwight  
Correctional  
Center

East Moline  
Correctional  
Center

Graham  
Correctional  
Center

Hill  
Correctional  
Center

Jacksonville  
Correctional  
Center

Joliet  
Correctional  
Center

Lincoln  
Correctional  
Center

Springfield  
Work  
Camp

Logan  
Correctional  
Center

Hanna City  
Work  
Camp

Western Illinois  
Correctional  
Center

Menard  
Correctional  
Center

Menard  
Psychiatric  
Center

Pontiac  
Correctional  
Center

Shawnee  
Correctional  
Center

Sheridan  
Correctional  
Center

Stateville  
Correctional  
Center

Vandalia  
Correctional  
Center

Vienna  
Correctional  
Center

## Deputy Director Community Services

Community  
Supervision  
(parole)

Interstate  
Compact

Community  
Correctional  
Centers - Area I

Community  
Correctional  
Centers - Area II

## Deputy Director Juvenile Division

Juvenile  
Field  
Services

Illinois  
Youth Center  
Warrenville

Illinois  
Youth Center  
St. Charles

Illinois  
Youth Center  
Pere Marquette

Illinois  
Youth Center  
Harrisburg

Illinois  
Youth Center  
Joliet

Illinois  
Youth Center  
Kankakee

Illinois  
Youth Center  
Valley View

## Deputy Director Bureau of Employee and Inmate Services

School District 428

Inmate Records

Inmate Issues

Employee Services

Labor  
Relations

Affirmative  
Action

Personnel

Payroll  
Timekeeping  
Claims

Drug Abuse

Training Academy

Legal Services

Inmate Advocacy

Medical Services

Health  
Services

Environmental  
Health

Mental  
Health

Dental  
Services

Food  
Services

## Deputy Director Bureau of Administration and Planning

Planning and Budget

Capital Programs

Fiscal Services

Information Services

Office  
Automation

Data  
Processing

Telecom-  
munications

Microfilm

## Deputy Director Bureau of Inspections and Audits

Internal and Fiscal Audits

Internal Operations  
and Fiscal Audits

Internal Investigations

Polygraph  
Unit

Apprehension  
Unit

Central  
Screening  
Unit

Detention Standards  
and Services

Policy and Directives

## New computer system adds utility to inmate management needs

Managing information in an agency with 21,000 inmates and 12,600 parolees across the state demands the help of computers. The department's CIMIS information management system has been straining its memory banks to meet this need. Now, the next generation of computerized information system is coming on-line with improvements, and a friendlier format.

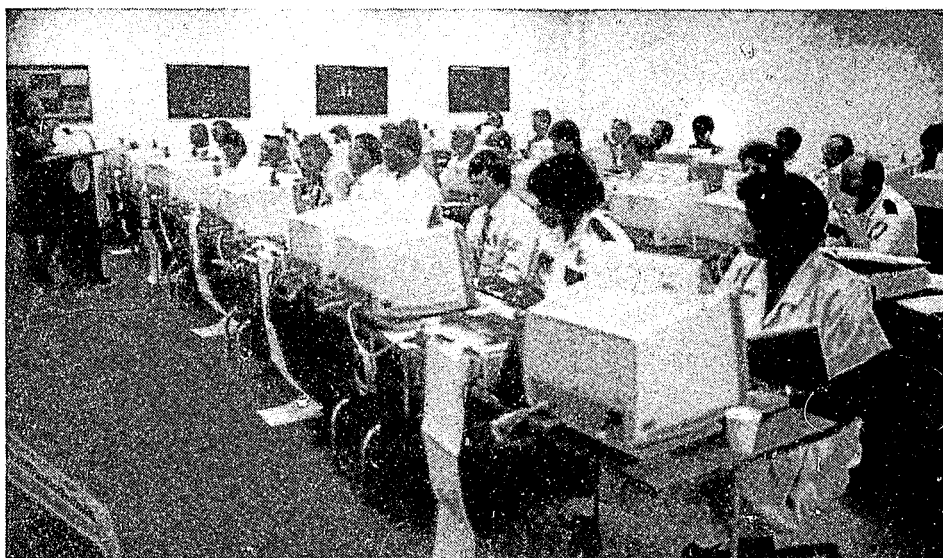
CIMIS is out and OTS is coming up. The changes are going to take some getting use to, but the benefits will be impressive, according to Deputy Director Karl Becker.

"The Offender Tracking System, or OTS, surpasses CIMIS like a typewriter over a pencil. It's not that the equipment OTS runs on is so much more superior, but that many more employees will be adding information to the system, and have access to more comprehensive information in their day-to-day management of inmates," said Becker.

CIMIS terminals were traditionally located in the Records, Warden's and a few other offices at a prison. Access to the new OTS system will be expanded to more than 700 terminals in adult facilities.

"By moving more terminals out into the facility, we increase the access to inmate information and the ability to update that information where and when it happens. Basically, we will have better information available more readily at the point it may be needed," he said.

"Planning and development for OTS began in early 1984. But, short budgets over the last few years have slowed development. Bringing the system on-line this month is the result of a lot of hard work by all the staff who have been working on the project over the last few years," said Becker.



### OTS training

*More than 700 employees have received classroom training on the Offender Tracking System during workshops in Springfield*

management in eight functions during the current introduction phase:

- Performing reception and classification for an inmate;
- Scheduling, processing and recording inmate movements;
- Managing inmate educational and vocational assignments;
- Maintaining physical, demographic, medical and other data on inmates;
- Processing periodic reclassification of inmate security, grade and supervision levels;
- Automating population counts, and;
- Performing parole preparation and caseload management.

"Most of these functions are now on-line. The automated population counting will be phased-in a bit slower because we want to make sure everyone is comfortable with the system first. Once this function is running, an inconsistency in the count will show up much more quickly," said Becker.

### OTS training and support

"It's only natural for people to be anxious about new things — especially computers. I hope we have set up a transition from CIMIS to OTS that will reduce some of the anxiety over the switch," said Becker.

More than 700 employees have been trained in OTS operation since August. During the initial start of OTS operation, a member of the OTS project team from Springfield answered questions and checked the system in each adult facility. In addition, a permanent OTS coordinator has been named at each facility.

The local coordinator can answer questions and solve problems with the system. The coordinator also will have quick access to OTS project support staff in Springfield when problems cannot be solved locally.

"There are two things about OTS that we hope will make it easily understood and accessible. Providing good training and support in the initial conversion from CIMIS is important first of all. Second, is the design of OTS itself," said Becker.



# fiscal year 1989

"With CIMIS, a user had to go to all the different information files for inmate data — entering the inmate number over and over each time you wanted different files. OTS is a menu-driven system. Once you start accessing information on an inmate, you have the entire file at your fingertips. This is a lot easier. It saves time," he said.

## More data

The eight areas from initial classification to parole management covered by OTS are a significant jump in data accessible through the old CIMIS program. Sometimes the need to know what medical problems, work assignments or supervision level an inmate has can be critical in decision-making at a housing unit.

With nearly 21,000 inmates all over the state being transferred about — within a prison and from prison to prison — it is hard for a correctional officer to quickly find the kind of information he or she needs to handle an inmate.

"Nothing will ever replace the common-sense experience that an officer has developed to help him or her do the job every day. OTS will just give our people additional accurate information to help them make those common-sense decisions," said Becker.

The long-range plan for the system calls for five more functions to be added to OTS. It is uncertain just how quickly the improvements will be added due to the department's severe budget shortage.

One addition to OTS that will be added during the fiscal year involves juvenile division records. The tracking system for all 1,100 to 1,200 juveniles will enable the same accessibility to information as the adult OTS system. This information will help both line staff and management get a better picture of what's going on with both individuals and groups of inmates.

"It's just another example of the old idea that the more you know about something the easier it is to handle. We've tried to make sure that knowing more about our inmates is going to be as simple as possible with OTS," said Becker. □

## Stateville employee killed at prison, assailant indicted for murder

Stateville Commissary Supervisor Suon "Sonny" Troeung, 53, died October 27th from injuries sustained during an attack and robbery in the inmate commissary at the prison.

Troeung started his career at Stateville in 1978 as a correctional officer. A dedicated and hard-working employee, Troeung rose quickly through the ranks at the prison. He was put in charge of the inmate commissary in 1985.

Charged in the attack on Troeung is a 28-year-old Chicago inmate serving a 40-year sentence for murder. Wesley Robinson is the inmate indicted on the murder charge.

Suon  
Troeung



Robinson is also serving a 15 year concurrent sentence for armed robbery. He has been in the custody of the department since August 25, 1983. Department investigators believe robbery of commissary items to be the motive in the attack. □



## Research grants to increase use of ethanol plant at Vienna C.C.

Governor James R. Thompson has announced a multi-agency research effort aimed at advancing two areas of agricultural research. The ethanol fuel plant operated by Correctional Industries at the Vienna Correctional Center will provide the focus for the research.


The project will help develop a process that turns byproducts of the ethanol fuel plant at the prison into livestock feed. The second aspect will be a study on the treatment of hay products infected with a toxic fungus.

"Not only will we be able to assist with important research, but we also will be giving prison inmates agricultural job training and will provide feed for prison livestock," said Thompson.

"Grants and expertise from five State and federal agencies, two Illinois colleges and the private sector will be combined in the project. The research group will develop a feed useful to farmers throughout the Midwest and applicable to the nation's ethanol manufacturing industry," said Thompson.

"These are important, cooperative government projects aimed directly at bolstering the farm economy by expanding the use of ethanol byproducts and reducing the impact of disease on forage products."

Cooperating in the research projects are the Illinois Department of Corrections, Illinois Department of Energy and Natural Resources (DENR), Illinois Corn Marketing Board, Illinois Department of Agriculture, Southeastern Illinois College, Southern Illinois University-Carbondale (SIU-C), the United States Department of Agriculture (USDA) Northern Regional Research Center in Peoria, and School District 428, the statewide school district for Illinois prisons.



### *Byproducts used*

*These fermentation tanks at the ethanol plant hold the corn mix that generates fuel alcohol and byproducts that will undergo feed testing in the research project.*

### Using byproducts

Wet distillers' grain left over from ethanol fuel production at the Vienna plant will serve as the base for a livestock feed mix. The feed rations will undergo full-scale testing on various classes of livestock, including beef and dairy cattle, swine, poultry, game birds and catfish. The feed trials will be conducted jointly at the Vienna prison and SIU-C.

An extrusion process will produce feed mixes in the form of pellets. The process will be installed by Southeastern Illinois College in an effort to reduce energy requirements in producing the feed. This feed, which will be high in protein and other nutrients, also will be economical because it is a byproduct. By increasing the potential for these byproducts, the economics of producing ethanol improves.

"In addition to byproduct development, the project will provide job

training opportunities and work assignments for inmates within the correctional system. The research will help make the prison system more self-supporting by producing more of its own beef, dairy, swine, poultry and aquaculture products for use in inmate meals," said Director Michael F. Lane.

### Team effort

The Illinois Corn Marketing Board has approved funding of \$140,279 for the project. The funds will be used to develop and test the viability of feed rations produced from the distillers' grains.

DENR has approved funding of \$152,000 from the Alternative Energy Bond Fund Program to purchase and install a molecular sieve for the distillation process in the alcohol plant. The molecular sieve will reduce the energy requirements and improve the quality of ethanol produced at the plant.

# Fiscal Year 1989

After the installation of the sieve, the plant should produce 500,000 gallons per year of 200-proof ethanol, which will be used in the State vehicle fleet. Part of DENR's grant also will be used to dry the wet distillers' grains during the feed production process.

The USDA Agricultural Research Service will provide surplus corn to the project for distillation in the ethanol plant. In return, the cooperating agencies will assist the USDA with facilities and manpower to further research the fungus that damages forage crops.

The prison farm will provide concentrated toxin from the fungus for researchers to study. It will be extracted from infected fescue seed, which will be harvested at the prison and treated in a process using ethanol from the fuel plant.

USDA officials have cited a lack of sufficient toxin for research as a problem in solving the fungus problem.

"A total of nearly \$2.5 million will be contributed by the Illinois Alternative Energy Bond Fund, the Illinois Corn Marketing Board and the Commodity Credit Corporation (CCC) for construction and testing during the life of the program," said Karen Witter, Director of DENR. □

## Governor Thompson requests \$490.4 million for Corrections operations in FY1990

Governor James R. Thompson requested \$490.4 million in General Revenue Funds for Department of Corrections operations for Fiscal Year 1990 during his budget address March 1. The funding proposal is a 12 percent increase that allows the opening and reopening of several correctional facilities.

The Department's budget will permit full funding of operations at the new Western Illinois Correctional Center in Mt. Sterling. The \$52.3 million increase also will fund operations at the new Illinois River Correctional Center in Canton, scheduled to open in the fall, the reopening of the East Moline and Vandalia Work Camps, renovation projects to be completed at the Dixon Correctional Center and the Illinois Youth Centers at Joliet and Harrisburg, as well as modest expansion of the State work release program.

"The Department of Corrections is currently responsible for supervising more than 36,000 prisoners and former prisoners—and that number will continue to climb. We must support DOC employees in their increasingly difficult tasks by providing them with the funds necessary to adequately do their jobs," said Thompson.

Corrections Director Michael P. Lane pointed out that, even with the addition of the new prisons at Mt. Sterling and Canton as well as the reopening of the work camps and the Dixon prison expansion, the adult system will remain dangerously crowded.

"Today, the adult prison system is crowded by almost 5,000 prisoners. That number will not dramatically change. To keep the inmate population at manageable levels at the antiquated violence-prone maximum-security prisons, we have begun to double-cell inmates at some medium and minimum-security facilities.

This makes managing the inmates in these newer facilities more difficult," said Lane.

Contributing to the problem is the number of inmates serving sentences for violent crimes and for longer durations. Almost 70 percent of the adults currently in prisons are serving sentences for murder, Class X or Class 1 felonies. More than 375 inmates are serving sentences of natural life with no possibility of parole.

The Department continues to wage a campaign to stem the flow of illegal drugs into its facilities. An aggressive effort to arrest and prosecute those who attempt to smuggle drugs into prisons, combined with testing job applicants for drug use and others who routinely enter correctional facilities, allows the Department to operate safer, more secure facilities.

Illinois Correctional Industries programs provide inmates with sound work habits and contribute to the self-sufficiency of the prison system. An asbestos abatement program initiated in 1988 allows inmates to be trained and licensed as asbestos workers and removes hazardous asbestos economically from Department facilities.

Appropriations to Correctional Industries Revolving Fund will increase 24 percent to \$31 million based on anticipated increased sales during FY90.

The Revolving Fund allows the Industries program to spend money for needed goods, equipment and services and to accept payment for goods and services provided by prison work programs. □

## Community Service and Juvenile Division volunteers helping many local groups

Community service projects completed by inmates and others under the supervision of the department often provide benefits to the citizens of Illinois. A recent survey of department facilities that perform public service projects generated a long list of government entities, non-profit organizations, community groups and others who have benefitted from the help offered.

Some of those public service projects completed through the assistance of community correctional centers and youth centers are listed here.

Crossroads CCC residents supplied help in maintenance, painting and landscaping work at Greater Galilee Church, Operation PUSH, ADA Park Chicago Park District, St. Julian's Parish, St. Bonifits, Gospel Center Church, St. Lucia Rectory & Church, United Life Church, Lawson YMCA, St. Margarette of Scotland Church, Concordia Lutheran Church, Clara's House, Turner Memorial Church, Sears YMCA, St. Bouisac Church, St. Belzer Church, St. Malachy Church, Blessed Virgin Church, Lucy Church, St. Paul CME Church, Prairie Avenue Baptist Church, United Mission Baptist Church, and a United Methodist Church.

Crossroads residents also supplied volunteer services for programs at Pilgrim Shelter, The Colby House, Carter Woodson Library, Goodwill Industries, The Mustard Seed Alcoholics Anonymous, Safer Foundation, Catholic Charities, Chicago Urban League and Apostolic Faith Church.

Decatur CCC residents provided a variety of voluntary services to local groups and governments. Some of those served included: the City of Decatur Street Department, and Water Department; the Decatur Celebration; United Cerebral Palsy, United Way of Macon-DeWitt counties, Decatur Civic Center, MetroDecatur Chamber of Commerce, Love Unlimited, Decatur Downtown Development Council, Clean Community Systems, Splitter Woods State Recreational Area, Lincoln Trail Homestead State Park, Izzak Walton League, REACH Prison Ministry, Red

Cross, Boy's Club, Monroe House Nursing Home, The Community Health and Environmental Learning Program (CHELP), and the International Softball Congress.

Residents at the Jessie "Ma" Houston CCC served as volunteers for programs at Our Lady of Peace Catholic Church, during community service broadcasts at radio station WVON, at Goodwill Industries, Washington College, Washington Business Institute and Cathedral High School.

Joliet CCC residents helped Catholic Charities with their clothing program, maintenance at the Spanish Center, The Joliet Soup Kitchen, and in clean-up for the Joliet Triathlon.

Residents at the Chicago Metro CCC provided volunteer services to the Cook County Children's Hospital, Carol Robertson Center for Learning, First Church of the Brethren's Green Chicago program, the Black on Black Love Campaign's "No Crime Day," The city of Chicago Summer Clean Sweep clean-up program and to Operation PUSH.

Peoria CCC residents volunteered to help with programs at the Carver Community Center, City of Peoria, "Steamboat Days" sponsored by the local convention and visitors bureau, Peoria Jaycees, the Peoria Neighborhood House, Peoria's Bi-Centennial Commission Committee, The Nutrition Center, Salvation Army and the Southside Mission.

Southern Illinois CCC residents helped the local Red Cross with 12 blood drive campaigns, Operation Snowbound for senior citizens, the Touch of Nature Program, Special Olympics, the Carbondale Fire Department, Newman Center, DeSoto Cemetery, Wesley Foundation, Turley Park Art Festival and several churches in the community.

Urbana CCC residents have been involved in many public service and volunteer projects. Groups served include the Eastern Illinois Food Bank, Urbana Women's Shelter, Champaign Muscular Dystrophy Association, Champaign Boy's

Club, Canaan Missionary Baptist Church, the altzheimer unit at Carle Arbours, Decatur Civic Center and the Decatur Celebration, Salvation Army, Community Recycling Center, Champaign County Nursing Home, Champaign County Humane Society, the Catholic Worker House, Champaign Rotary West, and the cities of Champaign and Urbana public works departments.

Winnebago CCC residents provided volunteer help to Rock Cut State Park, Rockford Food Pantry, Northwest Community Center, St. Elizabeth Community Center, Special Olympics, Rockford Council for Aging, the Love Center, cleanup at the "On the Waterfront Festival" and help in building a park in Rockford during Operation Playworks.

Juvenile residents at IYC/Harrisburg cleaned up the local high school athletic field after Fourth of July fireworks, and helped the Kiwanis Club deliver citrus during their annual fundraiser.

IYC/Kankakee residents built 2,500 bird houses for the Department of Conservation, cleaned at the Manteno Mental Health Center, made signs for a local nursing home, and raised money for the American Cancer Society Jail and Bail fund drive.

IYC/St. Charles youth provided ornamental shrubs and flowers from a greenhouse program to a local senior citizens home, the Kane County Sheriff's complex, and built wooden planters for the City of Geneva.

IYC/Valley View residents provided assistance to several charity fund drives in the area. Those who got help included the Girl Scouts, Boy Scouts, DeKalb County Sheriff's Police Explorer Post, Big Brother/Big Sister Bowl For Kids Sake Program, Geneva Fire Department's Annual St. Patrick's Day Dance to benefit the Joseph Brayton Memorial Scholarship Awards and the WGN Food Drive. □

## Community awareness program at Western Illinois C.C. draws 140 to overnight, 3,000 to tour

More than 140 residents of Brown County and the surrounding area spent the night in prison April 21, 1989, as part of an awareness night program at the new Western Illinois Correctional Center located near Mt. Sterling.

An open house held for the entire community on April 29 and 30, drew more than 3,000 people, according to WICC Warden William O'Sullivan.

The Awareness Night Program has been held at previous prison openings in Danville and Galesburg as a means of introducing the community to their newest neighbor, according to O'Sullivan.

"The first group of 21 real inmates arrived at the prison as the awareness program participants were leaving the facility," said O'Sullivan.

"I think the local people enjoyed the experience, but they were ready to go home after spending the night here at the prison," he added.

The program began at 2 p.m. on Friday, April 21, with a ride to the prison on DOC transfer buses from the Brown County Fairgrounds. The participants were then marched in pairs to their cells. Once secure in their individual cells, the "inmates" donned yellow jumpsuits used to transfer regular inmates in State prisons and began their stay in prison.

During the next 20 hours each participant got a taste of the lack of choices a prison inmate will face.

As one reporter attending the program wrote in his story, "You are told when to eat, what to eat, when to go to bed, when to get up and just about everything else. Just because the place is brand-new, with fresh paint and clean floors, it isn't a pleasant experience."

After cell assignments, and a brief orientation and inmate count in the cellhouses, the participants were marched to the gymnasium for demonstrations.

These included a show of strength by the Menard Psychiatric Center Tactical Unit in full riot gear.

The Canine Unit displayed their drug detection, escape search and riot control procedures. Displays of prison manufactured weapons or "shanks," the various weapons assigned to tower guards, and items manufactured by Correctional Industries also were set up.

Director Michael P. Lane spent about one hour giving a talk on the exploding prison population Illinois has dealt with in the last decade, and answering questions on Saturday morning. Director Lane also discussed the department's recently released capacity survey update, and the further increase in inmates projected in the next 10 years.

"We hope that you people here today who have seen what it is really like inside the prison will let others in the community know what you saw," said Lane.

"In the years ahead, you will be able to give your neighbors a better understanding of what is happening here at Mt. Sterling. Unlike most state agencies, we have few 'constituents' to tell our story. If each of you can give three or four of your friends the real story of what happens here, it will promote the kind of community awareness necessary for a successful integration of this facility in your community." □

## Survey II: Inmate population overtakes prison capacity

A survey of the Illinois prison system released April 11 shows the effort to provide cells for new inmates — and reduce crowding in outdated maximum security prisons — has fallen short.

The survey shows that the prison system held 3,085 more inmates than it was designed to house at the end of Fiscal Year 1985. Even with the addition of new prisons at Canton and Mt. Sterling, the end-of-year projection for crowding in FY1990 jumps to 4,566.

"In five years we will have added enough new inmates to the prison system to fill four prisons," said Corrections Director Michael P. Lane.

Stricter laws with mandatory and extended prison sentences are partly to blame, according to the survey. On April 10, there were 21,743 adults in prison.

In a letter introducing the survey to members of the Illinois legislature, Lane stated, "New and stricter laws that 'get tough on crime' have a significant price. Each inmate they send to prison costs the state more than \$16,000 in operating expenses each year. Building new prisons to house these inmates reaches approximately \$50 million for each 750 bed facility."

The information in the "Adult Correctional Center Capacity Survey II" updates the first survey released in March, 1986. The 1986 report helped generate support for a proposal to construct three new prisons. However, only two prisons at Canton and Mt. Sterling were funded.

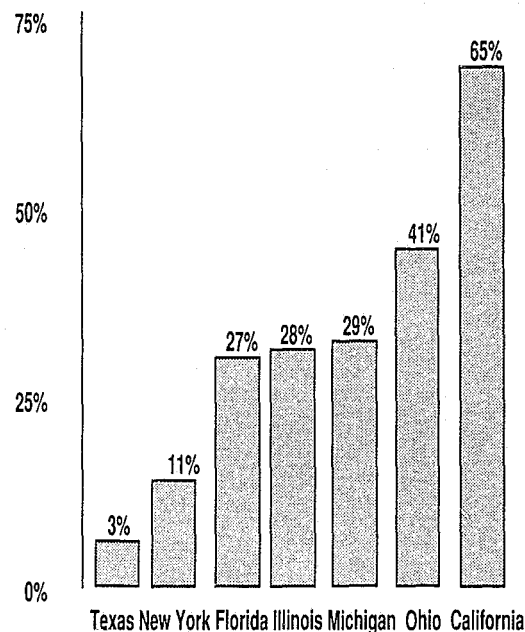
Illinois has added space for more than 10,500 inmates since 1977 — at a cost of more than \$600 million.

Increases in the prison population and current crowding problems indicate another long-term building program of at least that magnitude is necessary to

## Comparison of prison crowding rates

Percentage of inmate population over capacity in the nation's seven largest prison systems during 1988.

Source: U.S. Department of Justice



address the issues outlined in the new survey," said Lane.

If current sentencing laws, crime rates and other factors which influence the size of the prison population remain unchanged, the survey projects a shortage of nearly 9,000 beds at the end of FY1998; a shortage equal to the capacity of more than 12 prisons.

The reliability of the corrections department's population projection is noted by this paragraph in the survey's executive summary:

"The accuracy of the FY1985 population projections published by the department reinforce the credibility of this document. Based on FY1985 data in the first survey, the department projected an inmate population for October, 1988, of 20,878. The actual October, 1988, population was 20,998 — an increase of 2,646 inmates over a three year period predicted to within less than six tenths of one percent of total population."

"If anything, these projections are conservative estimates of the crowding problem facing the prison system in the years to come," said Lane.

are trying again to supply the lawmakers in our state with more of the information they will need to deal with the crowding problem in the prison system. There are many options still available in dealing with the crowding issue. But, the time to choose from among our options is nearly past. Any decision made by default may ultimately cost more than we are willing to pay," Lane said.

According to the survey, prison inmates not only are increasing in number, they also are more violent. Between 1985 and 1988, the average daily population increased by 19.3%. During the same time, assaults on staff increased by 90%.

Nationwide, statistics show Illinois is not alone in facing prison crowding problems. California, Texas and Michigan have embarked on billion dollar prison building programs to address increasing prison population levels.

"Our legislators will be better equipped to deal with the prison crowding problem because of the information provided by this survey. In all candor, I doubt that the state currently has the financial resources to build prisons fast enough to deal with

## Emmons named top officer during Correctional Officer Week

Governor James R. Thompson proclaimed May 7-13, 1989, as Correctional Officer Week in Illinois.

"These hard-working, dedicated employees are the 'heart' of the state prison system. Their sacrifices, courage, compassion and professionalism are a few of the driving forces behind the outstanding correctional system operating in Illinois today," said Director Michael Lane.

A highlight of the week's activity is the naming of the 1989 Illinois Correctional Officer of the Year. One employee was nominated from each of the adult prisons across the state.

Correctional Officer Rod Emmons, Pontiac Correctional Center, won the top state honor as 1989 Correctional Officer of the Year. Emmons, 28, has been employed at Pontiac since Oct. 2, 1987. His nomination was based largely on an

heroic act performed during a stabbing incident in March, 1988, when he subdued one of the assailants and recovered a weapon used in the incident.

All candidates were judged in eight areas. Emmons scored well in attendance, attitude, initiative, and leadership.

"Officer Emmons' integrity, dedication and ongoing pursuit of excellence are consistent with the standards to which we aspire. He has my most sincere congratulations," said Lane.

A \$500 check from employee benefit funds, a plaque and letters of commendation from Governor Thompson and Director Lane, along with a trip to the American Correctional Association Summer Congress in Baltimore, are awarded to Officer Emmons.

Sergeant James Haase of the Danville Correctional Center and Sergeant Greg Hart of the East Moline Correctional

Center were chosen first and second runners-up, respectively.

Sergeant Haase joined the department in July, 1985. His unwavering dedication to professionalism, keen awareness and initiative were cited for his high ranking.

Second runner-up Sergeant Hart has been employed by the department since March, 1984. Hart's leadership abilities, conscientious attitude, excellent attendance record and heroic actions were the basis for his nomination.

Other nominees for top officer of the year included: Sgt. Edward White, Centralia CC; Correctional Officer Kirk Hudson, Dixon CC; Correctional Officer Jerome Carr, Dwight CC; Correctional Officer John Waters, Graham CC; Correctional Officer Stephen Best, Hill CC; Correctional Officer Edward Patches, Jacksonville CC; Correctional Officer Joseph Spencer, Joliet CC; Correctional Officer Toby Pleasant, Lincoln CC; Correctional Officer John Schonauer, Logan CC; Correctional Officer Craig Heins, Menard CC; Correctional Officer Kenneth Bartley, Menard Psychiatric; Correctional Officer Michael Craig, Shawnee CC; Sgt. Gerald Thacker, Sheridan CC; Correctional Officer Gerald Hirsch, Stateville CC; Sgt. John Morrison, Vandalia CC; Correctional Officer Marvin Maxwell, Vienna CC. □

## Quarterly Report backs capacity survey findings

The department's third quarterly report to the General Assembly in FY1989 clearly outlines how the prison system is in worse condition today than five years ago when the first quarterly report was released. In the time between the first and latest reports, most conditions have deteriorated. For example:

- In early 1984, the prison population nearly equaled rated capacity. Today the population exceeds rated capacity by 1,384 inmates.
- Despite efforts to ease crowding in the maximum security institutions, populations there are back to 1984 levels. Security staff ratios are at their lowest levels since 1984.
- In 1984, only 49% of the medium security inmates had murder convictions, Class X or Class 1 felonies. Today that percentage is 69%.
- The level of double and multicelling

is the highest since January, 1985. The square footage available to inmates is at the lowest point.

These data once again illustrate that the Illinois prison system is embarking on a dangerous course. The future outlook holds little promise of improvement.

The department currently projects a 4,300 inmate increase in the prison population over the next five years, essentially double former estimates of prison population growth. At the end of February, the prison population of 21,463 was 263 higher than projected.

The March 24, 1989, population of 21,751 was already above the end of June 30, 1989, projection. On that date, the prison population exceeded rated capacity by 1,384 and ideal capacity by 4,984. By FY1993, this imbalance will grow to 2,600 inmates over rated capacity and 6,300 over ideal capacity. ▽

# Highlights

## Industry sales soar upward to \$23.3 million

Illinois Correctional Industries clearly remains one of the nation's leaders in correctional industries with a sales increase of nearly \$10 million over the past two years, according to Correctional Industries Superintendent Robert Orr. It has proven to be a profitable and "upward-bound" arm of the department rising from a sales volume of \$14 million in FY1987 to \$23.3 million in FY1989, claims Orr.

"Illinois Correctional Industries' increased reliability and quality coupled with increased inmate production are some of the reasons for the sharp jump in sales," said Orr.

The agricultural division is listed as the primary reason for the rise in sales. This division increased sales in one year from \$5.9 million to \$8.7 million. Increased sales in meat, milk and juice products were major factors.

"I am a big advocate of the agricultural division," said Orr. "Agriculture is the largest industry in the State of Illinois. We are just following suit."

Orr pointed out that the asbestos removal program and the Dixon optical lab also were significant contributors to the increased sales. In addition, sales to colleges increased by 338%.

"The department and the Capital Development Board have gained the increased confidence of outside agencies as the inmate crews continue to demonstrate their expertise in asbestos removal," said Orr.

The asbestos removal program is ideally suited to Correctional Industries because it is labor-intensive and teaches a skill useful in a business outside the prison environment. In addition to saving the department money, it provides the inmates with a skill that offers them a starting salary of about \$15 to \$20 an hour

on release. After all department facilities have been cleared of asbestos, Industries hopes to begin removal in other state-owned or not-for-profit facilities such as schools and hospitals.

"Each of the seven inmates released after being trained in asbestos removal have been placed in jobs," said Orr.

The Dixon optical lab brought in more than \$2 million in sales in FY1988. It produced approximately 125,000 pairs of eyeglasses for inmates and public aid recipients. This cooperative venture between the Illinois Departments of Public Aid and Corrections also provides inmates with a marketable skill once released.

"Society expects us to train, educate and create the opportunity for an ex-offender to become a productive law-abiding citizen. I think we have clearly accomplished that," said Orr.

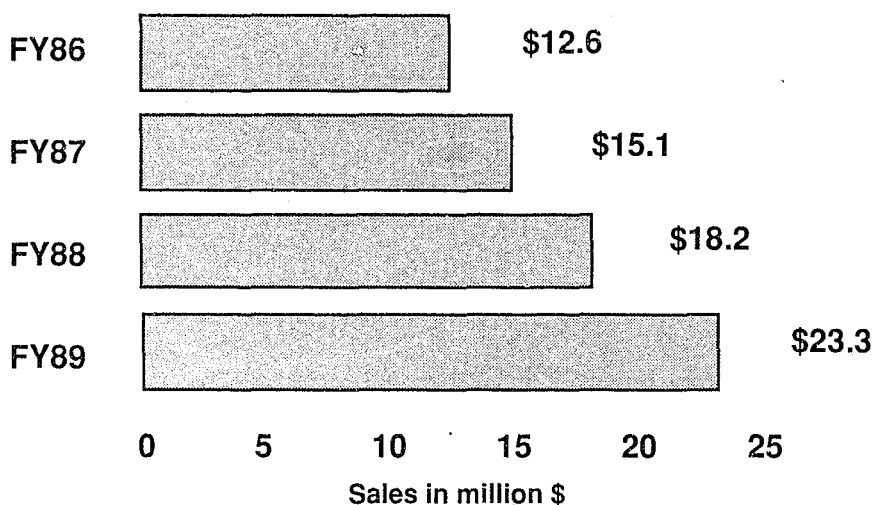
"Industries is a self-supporting arm of the department. It uses no tax dollars. It is

paid for from what products we sell," he added. However, he pointed out that one thing holding Industries back from securing an even higher sales volume is the need to create more inmate assignments. Only about 1,200 out of 22,000 inmates in the Adult Division are working for Correctional Industries.

To create more jobs in the future, Orr sees several new and innovative programs being added to the operations already in existence. One program under consideration is waste management, which may be run as a joint venture with the private sector. If this program can be instituted, it will help address a major environmental problem as well as improve the employability of the inmate work force in the recycling industry.

"Aquaculture, or 'fish farming,' is also being considered as an Industries program in a future institution. Vienna Correctional Center currently raises catfish, however

## Increases in Correctional Industries sales FY86 - 89





future endeavors will include other fresh water fish as well. With the department's emphasis on a healthy inmate diet containing plenty of fish and fowl, the program would go a long way toward meeting the department's dietary requirements. When the fish are raised and processed at the facility, they can be processed in portion-controlled meals and cut into any given weight that is required. They also could be filleted and breaded during processing, if desired," said Orr.

In addition, several state agencies have expressed interest in an Industries-run microfilming service. This service, which should be underway next fiscal year, also would serve the department's microfilming needs as well as train inmates in a field that is growing quickly in the outside world.

Building service industries such as hazardous waste clean-up, forestry conservation projects, emergency and disaster response teams, food service specialists and an expansion of the existing telemarketing division are all being studied as possible future endeavors.

"Department of Conservation Director Mark Frech has asked that we look into telemarketing for that agency. If the program is put into effect, inmates at the Jacksonville Correctional Center would book reservations into state lodges for individuals and conferences," said Orr.

"In the past, Industries relied solely on the Department of Corrections as a buyer for its products, but now we do millions of dollars worth of business outside the agency," said Orr.

"Many states are driven by their fiscal accomplishments. We attempt to create profitable programs that are creative and meaningful in postrelease employment. Although we have worked hard to increase our sales, we have only begun to create the programs and career opportunities needed for our inmate work force," he added. □

## Nationwide minimum security symposium holds education sessions at Vienna Correctional Center

About 300 corrections professionals and government officials from 40 states and Canada toured the Vienna Correctional Center on May 16 as part of a minimum security symposium they were attending in Paducah, Kentucky.

The purpose of the symposium was to examine innovative approaches to the design, operation and management of minimum security correctional facilities and community based programs like work-release centers.

Conference participants arrived at the institution at 9:30 a.m. to participate in the tour and presentation. After welcoming the group, Warden Larry Mizell explained the philosophy at Vienna.

"We believe in instilling responsibility into the inmates. We give them choices, and it is their responsibility to do something for themselves," he stated. He further explained that every inmate must either work or be assigned to a full-time educational program.

Ray Quick, superintendent of the department's School District 428, also welcomed conference participants stating his pride in the education program at Vienna. The programs range from below sixth grade reading and math, to Southeastern Illinois College's academic and vocational programs and Roosevelt University's bachelor of science degree.

Chief Administrative Officer of Illinois Correctional Industries Robert J. Orr spoke of the accomplishments of the agriculture research center at the facility. He said the ethanol plant, a unique facet of the research center, produces nearly 200 proof alcohol and feeds the byproducts to the 1,400 head of cattle at the institution.

The ethanol plant, Orr related, creates meaningful work assignments which lead to job opportunities for residents upon release. Orr then pointed out that lunch for the tour group would consist of products from Correctional Industries.

Participants were invited to witness a mock disaster drill where "victims" of an automobile accident were treated by inmate emergency medical technicians (EMTs) and air evacuated to an area hospital, all in simulation. The tour then proceeded to Building 19 where inmates demonstrated rappelling as part of their EMT training program.

The group toured the entire facility before being bused to the lake for lunch. After lunch, visitors went back to the main complex where they could talk with administrators, staff and instructors about their programs, view a variety of display booths, and attend workshops.

The symposium was sponsored by the Eastern Kentucky University Department of Correctional Services, Illinois Correctional Association, Illinois, Indiana, and Kentucky Departments of Corrections, Kentucky Council on Crime and Delinquency, Southeastern Illinois College, Vienna Correctional Center, and the John Howard Association. □

# Introduction

The period July 1, 1988, through June 30, 1989, was a year of continued expansion and growth for the Illinois Department of Corrections. The department adult inmate population increased by 2,022 or 10%, for a total of 22,576 including Community Correctional Centers on June 30. The juvenile population in residence increased by 72, or 6%, to a total of 1,234 youths. With the inclusion of Adult Community Supervision and Juvenile Field Services, the department had a responsibility for 37,737 committed persons as of June 30, 1989.

Contending with this increasing population was a challenge for General Office and facility administrators. During the year, construction continued on the new prison at Canton, and was completed at the new prison in Mt. Sterling. The 750-bed medium security Western Illinois Correctional Center in Mt. Sterling opened on April 22.

Mindful of its mission as an agency committed to public safety, the department stressed custody and security concerns. With the cooperation of the Governor's Office, other executive branches of state government and the General Assembly, resources were provided that permitted reasonable order and control within correctional facilities during the year.

The increase in number of inmates and resulting crowded conditions contributed to a number of isolated incidents of a serious nature in several facilities. These incidents involved violent, assaultive behavior and, on several occasions, resulted in serious injury and loss of life for both staff and inmates within the prison system.

The task of the correctional officer in the Adult Division, the youth supervisor in the Juvenile Division, parole agents and the residence counselor in community centers is difficult. The provision for supervision of inmates and juveniles committed to the custody of the department is often fraught with frustration and confrontation. The provision of resources and services to assist staff in successfully fulfilling their respective roles is a goal consistent with the department's public safety mission.

The department also is a human service agency. In addition to public safety concerns and staff concerns, the department must provide basic life support, program activity and treatment for the adults and juveniles committed to its custody and care. This is a difficult task, made more difficult with the expanding population.

All department functions are focused on implementing its public safety and human service mission. It was a formidable task involving a large share of the state's appropriated monies. The FY1989 budget allowed a total expenditure of \$437,742,900. This was an increase of \$27,542,700 over FY1988. The major share involved staff increases resulting from a new facility, expanding existing facilities and negotiated pay increases for AFSCME employees.

Capital appropriations to the department did not reflect expanded facility needs. A total of \$113,854,200 in capital appropriations and reappropriations from previous fiscal years were authorized to rehabilitate, renovate and construct correctional facilities in FY1989. This was a \$29,307,800 reduction in capital appropriations from the FY1988 level.

Organizationally, the business of the department can best be conceptualized in the Adult Division (institutions); Community Services Division (adult community correctional centers and field supervision); and the Juvenile Division (institutions and field service). These divisions are responsible for the continuous supervision of persons committed to the department.

With the exception of the Detention Standards and Services Section which inspects and evaluates county and municipal jails, all of the department's activities and services are designed to enhance the functions and operation of the three divisions.

## Office of The Director

The Office of the Director includes an Executive Assistant, a Public Information Office, an Office of Intergovernmental Relations, an Office of Accreditation and Standards and clerical support. In addition to these staff roles, two legislatively created Advisory Boards (adult and juvenile) and a School Board give assistance to the Director in the operation of the department.

The **Public Information Office** acts as the official liaison and communicator to the media. It also responds to inquiries from the public, creates informational materials, publishes official reports and recommends policy and procedure to the Director in matters related to the development and dissemination of information about the department.

The **Office of Intergovernmental Relations** acts as a liaison to all governmental agencies on the federal, state, county and municipal levels. A primary function of the office is legislative liaison, including the review and creation of legislation affecting the department.

The **Office of Accreditation and Standards** assists the Director in managing the department's participation in the accreditation processes conducted by the Commission on Accreditation for Corrections. The commission promotes compliance with minimum operational standards for correctional practice. The interpretation of standards reflecting acceptable practice is a function of the office consistent with the department goal to best utilize the resources and guidance provided by the General Assembly and the Governor's Office.



**Director  
Michael P. Lane**

### Corrections Facilities

**Parole Offices**

17

**Community  
Centers**

11

**Youth  
Centers**

7

**Prisons**

20

**End of Fiscal Year 1989**

Headquarters for the Office of the Director is located at 1301 Concordia Court, Springfield. The complex includes the department's Training Academy and the major administrative functions for the department.

Originally a small college campus, the complex accommodates the training function with residential space for trainees, classrooms, dining facilities and a gymnasium that doubles for recreation and drill space.

A major sub-office of the department is located in Chicago at the State of Illinois Center at 100 W. Randolph St.

## Bureau of Administration and Planning

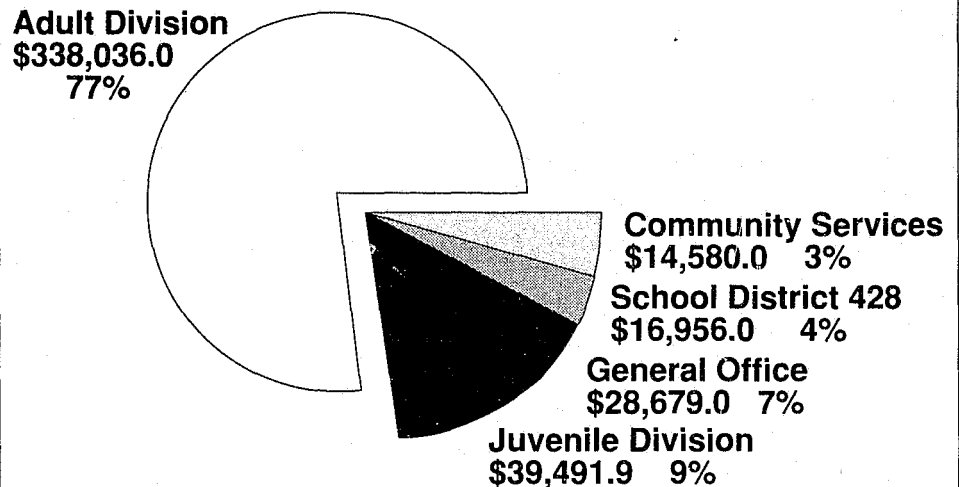
The Bureau of Administration and Planning serves as the "money manager" for the department. Its diverse responsibilities center around the preparation and monitoring of the department's annual budget. The bureau supports the fiscal, planning, data processing and capital programs needs of the department. To perform these responsibilities, the bureau acts as a liaison for the Director with the Bureau of the Budget, Central Management Services, the Capital Development Board and the General Assembly appropriation committees.

Within the bureau, the **Planning and Budget Unit** is responsible for coordinating the planning, research, and budget functions of the department. The major accomplishment of this unit during FY1989 was an improved reporting process both inside and outside of the department.

The second edition of the Adult Correctional Center Capacity Survey was released in FY1989. This survey, once again, highlighted the current and future conditions of the prison system in Illinois. Contained in the report is a discussion of ideal capacity, population pressures, and demand for services that must be provided by the department.


Also this year, the **Planning and Research Section** has worked very closely with the House Judiciary II Committee providing them with correctional impact notes on legislation pending in that committee. This was done in an effective and timely manner and resulted in reducing the number of legislative enhancements that would increase prison population.

### Total Expenditures



**Fiscal Year 1989 Expenditures**  
(Total = \$437,742.9 thousand)

### Personal Services Expenditures



**Fiscal Year 1989 Expenditures**  
(Total = \$437,742.9 thousand)

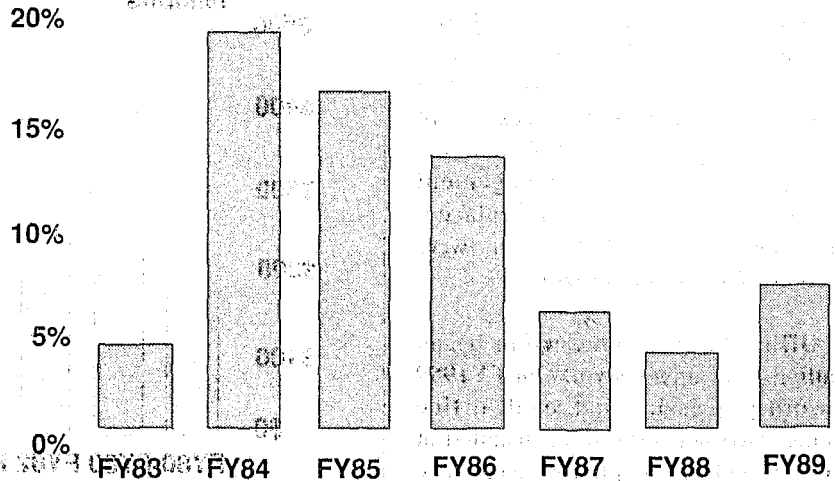
Internally, the unit has worked toward improving the monthly management reports for the Adult Division and executive staff. These revisions provided not only a more succinct monthly management report, but also the automation of key data. All of these projects represent the benefit of using and presenting quality data to improve the information available to decision makers.

Under the tight FY1989 budgetary constraints, the Planning and Budget Unit developed a comprehensive spending plan for the department which focused on supporting key operations at a reduced cost. This plan was successfully implemented, enabling the department to live within its budget in FY1989.

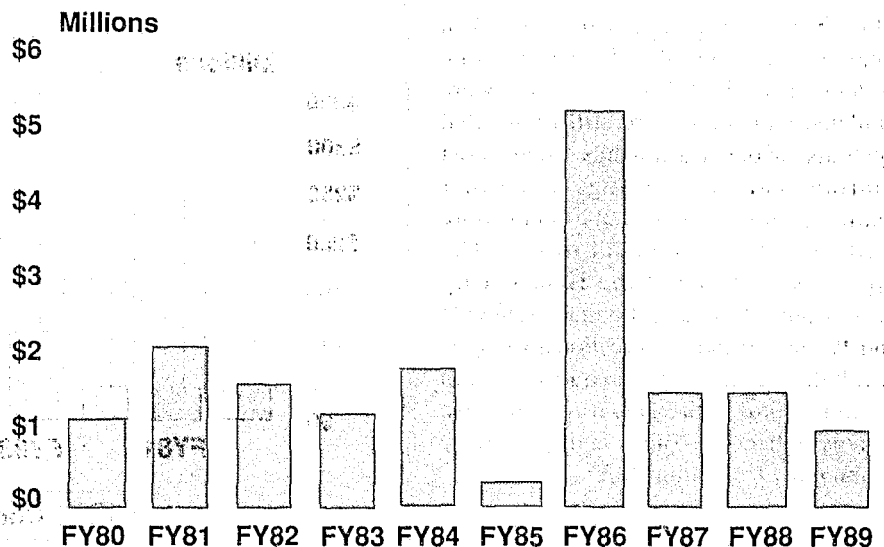
The Planning and Budget Unit is responsible for developing population projections. Since 1985, a computerized simulation model has been used to project adult and juvenile prison populations. The model has proven highly reliable with the amount of variance between the projected and actual population averaging less than 1%. Unprecedented increases in court admissions to the department have resulted in prison population levels far exceeding projected levels. By the end of June, 1989, the actual population was 855 above the projected population.

The primary reason for this growth has been increased admissions for drug offenders. This increase is expected to continue through 1990 and beyond. The unexpected growth creates budgetary and planning problems as institutions must absorb these extra inmates within their current operations and fiscal resources.

## Increase in Expenditures



## Repair and Maintenance Expenditures



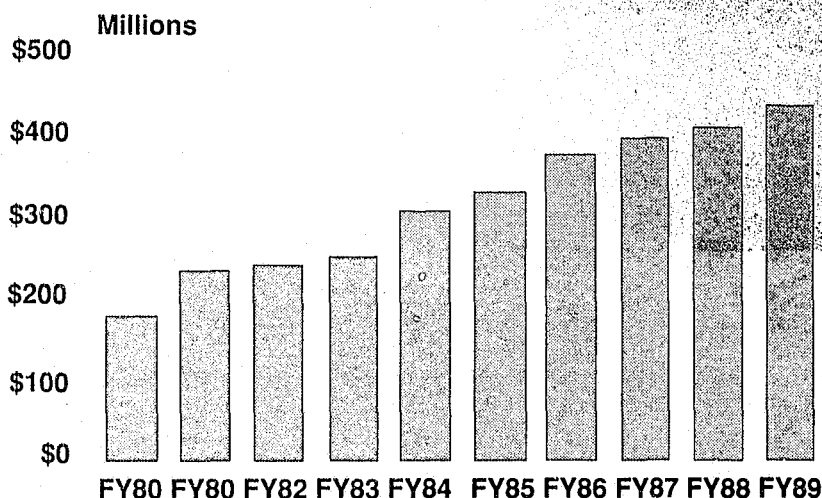
The bureau's **Information Services Unit** provides support to the department in the areas of data processing, office automation, telecommunications, and records management.

In FY1989, the **Data Processing Section** completed work on Phase I of the Offender Tracking System which was implemented on October 21, 1988. The system will allow staff to access more inmate records faster and easier than the Correctional Institution Management Information System, which it replaced. Prior to installation, over 600 users were trained in the use of the system.

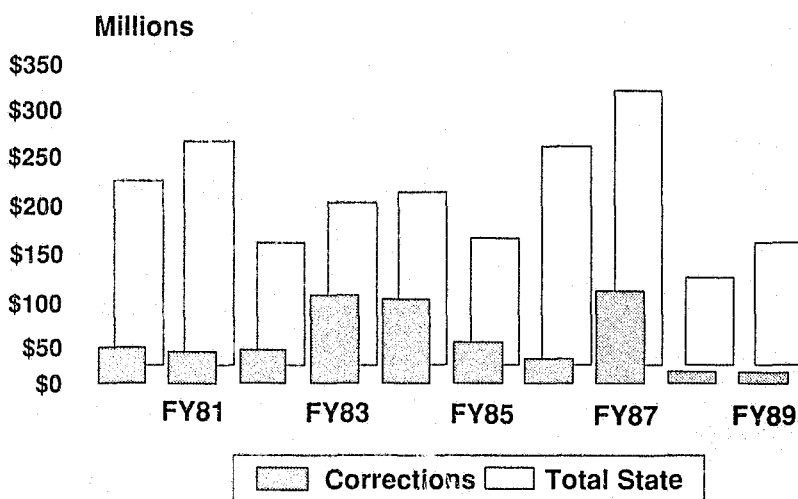
The **Office Automation Section** began installing local area networks in FY1989 for word processing and small office systems. Two networks were installed at the General Office as pilot projects. The Western Illinois Correctional Center at Mt. Sterling also implemented a local area network. Local area networks are planned in FY1990 for Menard, East Moline and Centralia Correctional Centers, and IYC-Harrisburg. In addition, the new correctional centers at Canton, Taylorville and Robinson will have local area networks installed in FY1990.

The **Telecommunications Section** oversaw the upgrade of 12 telephone systems in FY1989. These systems were outdated and some were still rotary dial systems. Most did not have least cost routing, call accounting, and other features which would make them more efficient and economical to use. The upgrades occurred at the Hanna City Work Camp, Centralia, Pontiac, Stateville and Western Illinois Correctional Centers, Kankakee and Pere Marquette Youth Centers, and at the Decatur, Southern Illinois, Joliet, Fox Valley and Winnebago Community Correctional Centers.

## Total Appropriations



## New CDB Appropriations FY80 - FY89



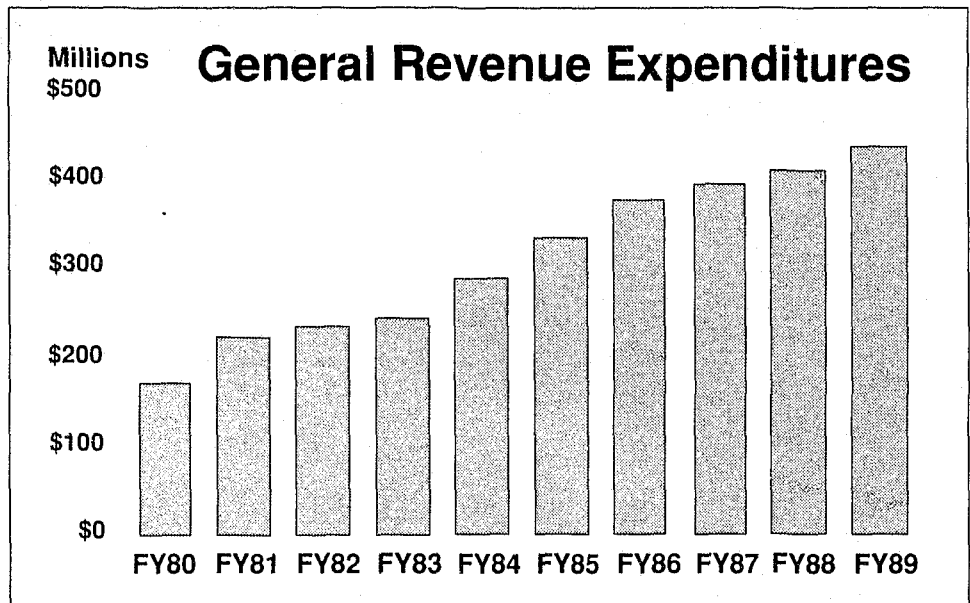
The Capital Programs Unit, in conjunction with the Capital Development Board, coordinates the planning and supervision of the department's construction, renovation and maintenance projects for all its facilities. Additionally, the Capital Programs Unit oversees and implements the programs and requirements of other State agencies such as the Illinois Environmental Protection Agency, State Water Survey, Energy and Natural Resources, Public Health, and the State Fire Marshal's Office.

Construction was completed on the Western Illinois Correctional Center in Mt. Sterling in April, 1989. The facility cost \$41 million to complete and will operate a meat processing plant as its Correctional Industries program. The Capital Programs Unit also oversaw nearly 100 projects totaling \$1.5 million in repair and maintenance, and over \$124 million in new and ongoing bond funded projects.

The Capital Programs Unit has reviewed numerous existing facilities and proposed sites for work camps, boot camps, and related facilities. Additionally, with the onset of numerous changes in federal law, the unit has been involved in coordination of asbestos projects, evaluation of department owned fuel storage facilities and determination and removal of hazardous materials such as PCB's from the facilities.

Another accomplishment of this unit during FY1989 was the initiation of design standards for correctional facilities.

As budgeted funds are spent, they are tracked and accounted for by the **Fiscal Services Unit**. This unit is responsible for the department's procurement, vouchering and accounting functions. In addition, the unit oversees the fiscal operation of the department's General Office and the direction of the fiscal aspects for opening new institutions.



During FY1989, the accounting section of the Fiscal Services Unit completed the installation of the automated Budgetary Accounting and Reporting System at all department facilities receiving appropriated funds.

The accounting section also completed implementation of the resident trust fund system at community correctional centers and the new Western Illinois Correctional Center.

The section is presently reviewing options available for automating inmate commissaries, inmate payroll, benefit funds and interfacing those applications with the inmate trust fund system.

During FY1989, comprehensive health care contracts which provide all health care services for a facility were expanded to include 15 centers including the new prisons at Mt. Sterling and Canton.

Additionally, a pharmacy contract was issued for the Menard Correctional and Menard Psychiatric Centers, improving management of the pharmacy and reducing the need for large inventories at these centers.

The department began conversion of all purchasing processes to utilize the statewide automated Illinois Purchasing System, thus reducing staff time and contributing to faster turnaround of purchase requests. The total conversion will be completed during FY1990.

The department continues to be committed to meeting its goal of contracting with minority and female businesses. During FY1989, expenditures of \$2,743,000 with minority and female vendors were reported. This represents an increase of \$550,535 over FY1988 and an increase of \$989,000 over the department goal of \$1,754,000.

The General Office provided the lead in establishing business offices at the new institutions at Mt. Sterling and Canton. A detailed plan for the fiscal aspects of opening a medium security prison has been developed. A major part of this initiative has been to establish data files to maintain records of commodity and equipment purchases. These data bases enable the business office to track vendor information, costs, bidding information, receipt data and property control requirements.



## Bureau of Employee and Inmate Services

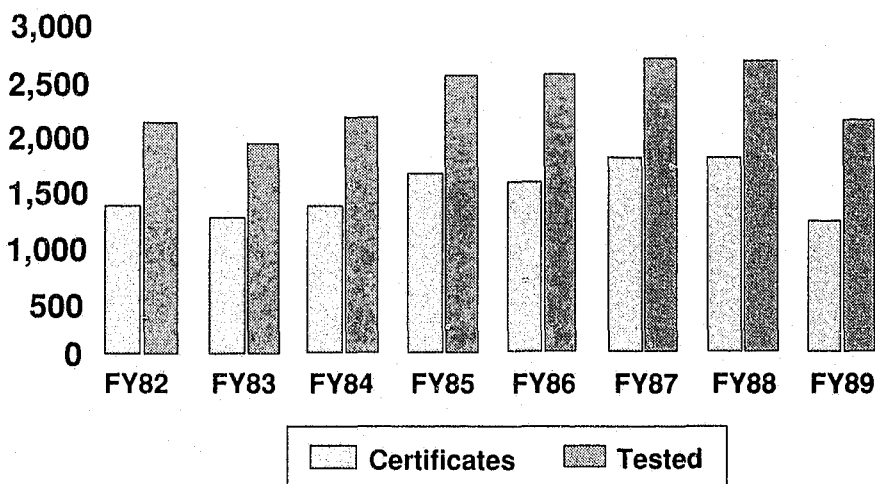
Corrections School District 428 serves the academic and vocational education needs of both adult and juvenile populations. With the double challenge to educate its students to functional literacy and prepare them for employment, School District 428 provides programs emphasizing adult literacy, GED achievement, special education, remedial education services, and vocational education and certification. Post-secondary programs are available to students through contracts with colleges and universities throughout the state.

School District staff assist other department offices by participating in compliance visits to all facilities and providing audio/visual, duplication, and media services to the department.

During FY1989, 21,410 students were provided educational services by over 400 teaching faculty and support personnel. Some of their academic achievements include receipt of 1,029 GED certificates, 2,890 vocational certificates, 385 associate degrees, and 13 bachelor degrees.

Enhancements to school district programs, in FY1989 include implementation of a comprehensive AIDS curriculum at all facilities, inclusion of education records on the Offender Tracking System allowing statewide access to inmate transcripts and education histories, and contracting with Roosevelt University to provide four-year college degree programs to inmates at Menard, Shawnee, Vienna, Centralia, Graham, and Dixon Correctional Centers. In addition, the school district established education programs at Western Illinois Correctional Center, and coordinated with Central Management Services and library systems throughout the state to change the department's library support system from contractually-based to department funded programs under School District 428.

### Adult & Juvenile GED Certificates



Increased inmate populations and the corresponding increase in student populations has created waiting lists and competition for financial resources. The crowding problem is most apparent in the Adult Basic Education Program. In January, 1987, the department instituted the Adult Basic Education Attendance Policy to combat illiteracy in the adult population. Since its inception, the number of ABE students has increased dramatically.

During FY1989, the **Legal Services Office** reported that 435 new civil rights cases were filed against department employees raising the total number of cases pending against the department to nearly 900. The greatest number of these claims were filed by inmates of Adult Division facilities alleging constitutional deprivations in the areas of health care, discipline, and protection from assaults by other inmates. An additional 273 lawsuits were filed by inmates in the Court of Claims.

During the past fiscal year, the legal staff worked extensively with department administrators and a court appointed special master in formulating a plan to achieve compliance with a significant court order entered in a class action case. *Williams v. Lane* required that conditions and services at the Stateville Correctional Center protective custody unit be comparable to those afforded to general population inmates. Substantial compliance with the plan was achieved in June, 1989.

Extensive discovery continued in *High v. Lane*, a class action suit alleging disparity between programs and services for male and female inmates. Over 52,000 documents have been produced through legal requests in this case to date.

The legal staff represented the department in 106 cases filed before the Human Rights Department or Commission during the year, as well as in selected civil rights

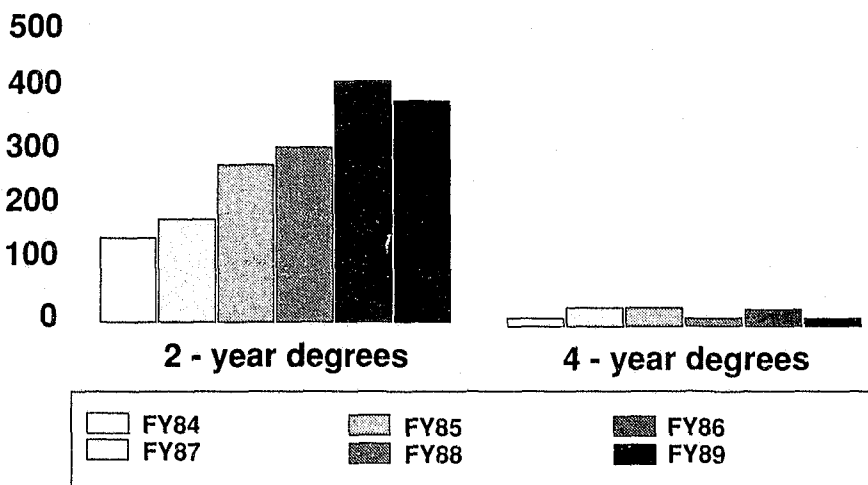
actions as co-counsel with assistant attorneys general. Liaison assistance was provided in approximately 500 civil rights actions, including review of settlement demands, discovery, motions and trial strategy. Representation was also provided in proceedings throughout the state challenging excessive attorneys fees awards to court appointed counsel where crimes have been committed within department institutions. Representation also was provided in proceedings in state court challenging overly broad discovery or inappropriate writs issued in some criminal proceedings.

Training was conducted for assistant attorneys general in the Chicago and Springfield areas, along with a tour of the Stateville and Joliet Correctional Centers for Assistant Attorneys General in the Chicago area. Legal assistance was increasingly sought and provided in the legislative arena. Legal staff increasingly attended and testified at legislative committees and meetings as well as drafted and reviewed legislation.

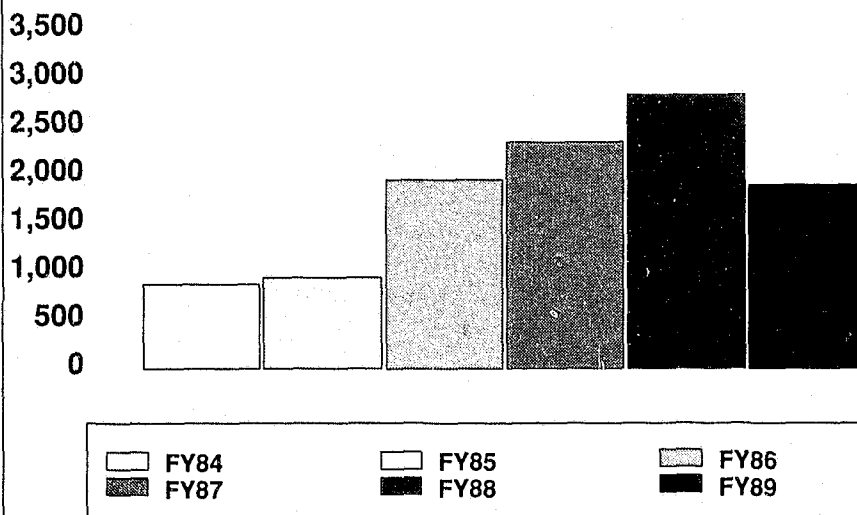
Inmate records are an important and necessary function for the department. Accurate sentence calculation and sentence credits are important to the inmate as well as the department in determining release dates. The **Inmate Records Section** is responsible for implementing and monitoring statutes relative to inmate commitments.

The inmate master record files are maintained at the institution in which the inmate is incarcerated. The Inmate Records Section is responsible for coordinating the recordkeeping activities.

## 2-Year and 4-Year Degrees Earned



## Vocational Certificates Earned



The Freedom of Information Act was enacted on July 1, 1984. The task of coordinating requests under this act was assigned to the Records Office. During FY1989, there were 535 F.O.I. requests. Since the enactment of this legislation, 2,052 requests have been processed.

The **Inmate Issues Unit** has the primary responsibility for the Administrative Review Board which examines and reviews committed persons' grievances. In FY1989, 4,802 grievances were processed.

Monitoring of the committed persons' disciplinary system through the Director's review of revocation and restoration of good conduct credits and statutory good time initiated 12,000 individual reviews. The publications received and reviewed by the Central Publication Review Committee must meet the guidelines and standards set by the courts and the department. The committee reviewed 948 publications in FY1989.

Functions of the Inmate Issues Unit include the response to letters received from the general public, committed persons, their families, attorneys, legislators, executives of other state agencies and Governor's office correspondence referrals. Letters were received at an average of 93 letters per day in FY1989. In addition, the processing of tort claims, issues of damage or loss of committed persons' property for which the responsibility has been attributed to the department, is a regular function of this office. Reimbursements are filed, reviewed and processed. The department paid \$17,662 in claims in FY1989.

A small but important function of Inmate Issues is coordination of the volunteer programs at the facilities. Recognition of volunteers and their training is

emphasized. In FY1989, 9,145 volunteers contributed 170,734 hours to this agency.

The **Policy and Directive Unit** plays a significant role in department operations. It is through this unit that department policy is developed and distributed. The unit ensures all appropriate individuals, both inside and outside the agency, are provided an opportunity to comment on proposed policy and coordinates the final approval and distribution. Existing policy is reviewed on an ongoing basis to ensure compliance with current laws, regulations, court decisions and accepted practices. A permanent historical file is maintained of adopted policies which is frequently accessed to support the department's position during investigations, litigation, and grievances.

Over 180 directives and eight rules were revised or issued during FY1989. Topics included jail and detention standards for cities and counties, standards for conducting drug tests of inmates, personnel issues, increased security measures, rights and privileges of inmates, automation of fiscal procedures and routine operational changes.

The unit also provides support services to institutions in the development of local policies and assists in providing training. During FY1989, the unit assisted in the development of approximately 100 local procedures for the new prison at Mt. Sterling and conducted training on records retention.

The **Corrections Training Academy** is the primary source of pre-service training for the department. In addition, it provides approximately 100 different types of in-service training programs. The addition of new facilities and increasing need for staff has resulted in a large increase in the number of staff trained during FY1989. Pre-Service Security Training, a six-week training program for correctional officer trainees and youth supervisor trainees, has seen a 47% increase over the past fiscal year with 899 COT/YST's being trained.

In-service training increased 33% over FY1989 with approximately 9,937 staff receiving training through attendance at one of the more than 400 training sessions offered by the academy during the past year. In-service training is provided on a variety of topics, including management and supervision training, statewide escape response team, health care, food services, hostage negotiations, and a variety of instructor courses.

To keep the department abreast of training issues and concerns, the academy prepares and distributes an executive calendar of events on a monthly basis and a Training Academy Newsletter. An automated registration system allows institutions immediate access to academy training schedules, registration, and training credit notification.

In addition to the training function, the academy assists the department by conducting range safety inspections, institutional shakedown, safety and sanitation inspections, weapons repair and maintenance, Administrative Review Board hearings, COT screening, training of Correctional Industries' inmates as asbestos abatement workers, and a number of department-wide rifle/pistol matches.

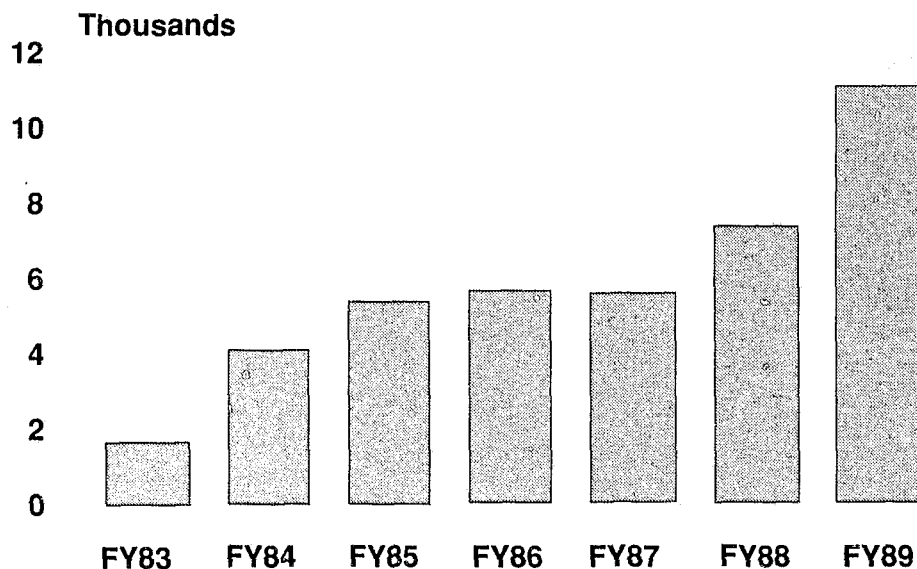
Fiscal Year 1989 was a year of great challenge for the **Inmate Advocacy Services Office**. During this reporting period, the office monitored all adult, juvenile, and community correctional centers within the department's jurisdiction. Advocates monitored the work camps and provided advocacy services to those individuals who are on parole and requested services.

The broad purpose of the Advocates' Office is to foster efficient and equitable corrections administration. The advocates strive to accomplish this purpose by appropriate and prompt action on the complaints and requests received by the office.

The Advocates' Office provided continuing assistance to the Administrative Review Board and the Operation and Program Audit Unit. The total number of complaints received during FY1989 has increased from FY1988 primarily because of the increase in total commitments to the department.

It also should be noted that because of excellent cooperation from the chief administrative officers at most of the facilities monitored, advocates have been able to deliver services quite effectively.

## Total Employees Trained



The **Health Services Office** is responsible for the administrative and clinical supervision of all health and mental health services as well as environmental and occupational health, fire safety, and dietary management.

Training was again a major emphasis within the Health Services Office. A comprehensive, three-day session was developed and sponsored for nursing staff. Areas covered included orientation to corrections, legal issues, professionalism, mental health, safety and sanitation, and infection control. Clinical topics such as AIDS, diabetes, tuberculosis, asthma, seizure disorders, hypertension, and physical assessment as well as problem oriented medical records, and quality assurance also were covered. The training is offered throughout the year to allow multiple opportunities for scheduling and/or revision of content based on need.

Advanced cardiac life support training was sponsored by the agency. Twenty health care professionals, including physicians and registered nurses, participated in the education program.

Training also was provided in the area of substance abuse counseling and certification. Participants in the programming for correctional counselors, which focused on leading substance abuse education groups, numbered 53.

The agency-wide substance abuse program was expanded through the establishment of a residential treatment unit at Dwight Correctional Center. This unit is staffed contractually by personnel of the Gateway Foundation and provides intensive treatment services for 28 women. All substance abuse activities are

under the supervision of a new member of the Health Services Office, the Coordinator of Substance Abuse Services. The goal is to establish a continuum of care including education, therapy and after care if needed.

The agency's involvement with the Center for Disease Control study was expanded. The contract was in the second year of a three-year series of data gathering related to the incidence and prevalence of HIV and hepatitis infection within the correctional population. Other activities in the area of public health and infection control included updating of the AIDS Manual and revision of the protocol regarding tuberculosis to reflect current trends in prophylaxis and treatment.

A comprehensive manual on quality assurance (QA) activities within a correctional environment was issued with an agency Administrative Directive. The QA Manual reflects the standards of the Joint Commission on Accreditation of Health Care Organizations (JCAHO). The Danville Correctional Center received accreditation by the JCAHO (Ambulatory Care Standards) and is believed to be the first prison in the country to achieve such an honor.

A living unit at the Dixon Correctional Center was established to house elderly inmates and those with chronic illnesses, handicaps or disabilities. Placement recommendations are administered by the Health Services Office.

Compliance efforts with the state requirement related to emergency planning and community right to know laws were coordinated by the Health Services Office. All self-contained breathing apparatus units were modified to enhance fire safety.

Menus were revised to eliminate waste based on inmate consumption patterns, food costs and nutritional considerations. A therapeutic diet manual is under development which will foster consistency in the ordering and implementation of therapeutic diets. Staff also participated in the planning process for constructing, renovating and equipping select areas of correctional facilities including health care units, kitchens, and other areas. In addition, contractual services were secured at a number of institutions for the disposal of infectious waste.

The **Labor Relations Office** coordinates all third level grievance hearings submitted to the agency Director for review. The office provides daily technical assistance to managers on subjects of contract interpretation, employee discipline, case preparation, and local grievance hearings. Close working relationships are maintained with the Department of Central Management Services and the Attorney General's Office who represent agency cases that advance through the grievance, civil service or judicial arenas. The office represents the agency at all collective bargaining sessions with labor organizations and provides ongoing training to supervisory staff on those negotiated agreements.

Due to the agency's growth, the Labor Relations Office has increased its efforts in training managerial and supervisory staff. Sessions are conducted at the facility level and in concert with the agency's Training Academy.

New supervisory staff are being appointed and some have limited exposure to the union contracts, employee discipline procedures and grievance handling. Training is being geared toward these new staff as well as experienced personnel.

Third level grievances submitted to the Director for review have decreased by 17.5%. The previous year total was 2,720 compared to this year's number of 2,296. This is noteworthy considering the agency's expansion of facilities and increased number of employees.

The **Affirmative Action Office** is responsible for monitoring and providing direction for compliance with state and federal statutes relating to equal employment opportunity. The office develops and updates an annual affirmative action plan and acts as liaison to outside agencies and community organizations in civil rights matters. Affirmative action officers actively recruit minority and female applicants for employment, investigate employee complaints of discrimination and sexual harassment and respond to requests for accommodation from handicapped employees. During FY1989, special recruitment efforts were undertaken to attract minority and female applicants for employment at the new institutions in Mt. Sterling and Canton. This office is also involved in the development of training programs pertaining to equal employment opportunity issues.

During FY1989, the office assisted the Corrections Training Academy in providing sexual harassment training to all agency supervisors.

The **Personnel Office** has been involved in the opening of two new adult institutions during the past year and assisted in the orientation and enrollment of new staff. The Personnel Office has also made every effort to ensure all laid off employees were returned to work according to contract provisions.

A major project during the past year was the implementation of the statewide change in class specifications for clerical job titles. The new titles are broader in scope and are more task oriented than skill oriented. The purpose of the new series is to provide a better career ladder for clericals consistent with the many innovations in office equipment over the last decade.

This job study affected approximately 700 agency employees in the clerical and data processing areas. Although many of the initial slottings were controversial and not acceptable, the agency was able to obtain satisfactory conclusions to almost all of the positions in question. It is anticipated that this new class series will not only provide career advancement, but a more skilled work force.

The **Payroll Office** generates over 11,300 payroll warrants twice a month. With the opening of new institutions, the General Office payroll unit computes the payroll and trains staff until the institution hires their own staff. Because of various collective bargaining requirements and complex work schedules within the agency, over 80% of all employees' pay must be adjusted each pay period.

The **Payroll Office** is also responsible for involuntary and voluntary deductions such as garnishments, savings bonds, and charitable contributions.

The **Claims Office** gathers information and documents concerning all claims against the department including inmate claims, personal injuries, lapse appropriations, employee back wage claims, and employee personal property. The unit then processes the information to the appropriate authority for disposition.

The **Workers' Compensation Office** is responsible for providing benefits to injured employees so they do not suffer any loss as a result of the work related injury. This includes loss of wages because of disability, hospital and treatment expenses and any other cost that may be reasonably related to the injury.

## Bureau of Inspections and Audits

The **Internal Investigations Unit** conducted 265 polygraph investigations for the department, including 34 polygraphs to assist on departmental criminal investigations.

During FY1989, the Internal Investigations Unit conducted a total of 285 investigations. These included 59 drug/contraband related investigations, 12 escape investigations, and 10 death investigations. The death investigations included six murders, one of which was the murder of a commissary worker at Stateville Correctional Center.

In addition, the Internal Investigations Unit was extensively involved in witness protection and trial preparation on several murder cases expected to go to trial during FY1990. The unit also investigated eight conspiracy or solicitation to commit murder cases and three attempted murders.

The **Central Screening Unit** conducted 20,134 computerized criminal histories, requested 1,011 criminal histories from other agencies in Illinois and 1,007 criminal histories from out-of-state agencies. In addition, 1,657 complete criminal records were requested from the National Crime Information Center (NCIC). There were also 20,134 Secretary of State inquiries.

The unit assisted the Apprehension Unit by sending 110 administrative messages, conducting 321 computerized criminal histories, 48 Secretary of State inquiries, 26 out-of-state criminal histories, 22 F.O.I.D. inquiries and obtained 275 complete records from NCIC.

The Central Screening Unit assisted the Internal Investigations Unit by conducting 208 computerized criminal histories, 298 Secretary of State inquiries, 18 F.O.I.D. inquiries, 38 out-of-state criminal histories, 31 credit checks, 42 Soundex

inquiries, and obtained 173 complete records from NCIC. In addition, 2,029 warrant checks were conducted for the Transfer Coordinator's office and 1,394 computerized criminal histories for Parole.

The **Fugitive Apprehension Unit** received 1,633 new fugitive cases in FY1989 and cleared 1,537, leaving a total of 1,031 active cases. The unit made 104 hands-on arrests without incident, 59% of which were drug related. A total of 236 fugitives were extradited back to Illinois, of which 50 were contracted to the United States Marshal Service.

The average cost of returning a fugitive by departmental personnel was \$735 while the average cost of returning a fugitive to custody by utilizing the United States Marshal's Service was \$445 per fugitive. This figure is down \$56 from the individual cost in FY1988. Using the United States Marshal Service to assist in long distance extraditions saved the department \$34,215 during FY1989.

On January 17, 1989, Public Act 85-1433 became effective, making investigators for the Department of Corrections conservators of the peace and giving them full power of peace officers outside of the department's facilities when they are acting in the course of their duties. This bill allows greater protection to investigators when they are faced with critical situations.

The **Detention Standards and Services Unit** establishes standards and monitors the performance of all county and municipal jails, lockups and detention homes in the state.

During FY1989, the unit performed 94 complete inspections of county jails.

Additionally, three counties operating a work release program separate geographically from the jail complex received complete inspections. The unit also performed complete inspections at 309 municipal jails. Fourteen county juvenile detention centers were inspected with two juvenile facilities receiving more than one complete inspection. The unit continued to provide advice and assistance to all jurisdictions in the form of on-site consultations, special investigations, unusual occurrence investigations, training sessions and staffing surveys.

During FY1989, five counties opened a new jail and 14 counties were in the process of constructing new jails or planning major renovation. County officials continue to report that jail operations are significantly influenced by chronic crowding. Jail administrators indicate that their experiences corroborate the conventional wisdom that crowding increases behavioral problems among detainees and puts pressure in maintaining safety and security. Although county officials continue to make progress toward improving their jail facilities, the increasing jail populations place a strain on local resources. Many newly opened jails are being filled to capacity within months of opening.

The **Internal Operation and Program Audit Unit** monitors facilities and program sites for compliance with department policies and procedures. The unit completed 44 audits of facilities and program sites and four additional special request audits. Eleven fewer audits were conducted in FY1989 than in FY1988 partially due to a decrease in OPA unit staffing.

In FY1989, six operations received a zero finding audit. They were Shawnee and Jacksonville Correctional Centers, Springfield and Dixon Work Camps and Fox Valley and Southern Illinois Community Correctional Centers.



Overall audit findings in FY1989 have decreased over previous years, but at a decreasing rate. This slowing of progress was due in part to a rapidly increasing inmate population without a proportional increase in staff. This situation increases staff workloads thereby increasing the likelihood of policy exceptions.

The OPA Unit continues to emphasize economy and efficiency in the implementation and maintenance of department systems.

The **Internal Fiscal Audit Unit** conducted financial and compliance audits of selected department operations and contracts during FY1989. Comprehensive reviews were conducted at three of the larger community correctional centers.

Since the department provides many inmate services through contractual arrangements, the FY1989 audit cycle emphasized audits of significant contracts including those for post-secondary and vocational education, library operations, and dietary services. Three General Office functions were reviewed to ensure their efficient and effective operation.

The audit unit is the department's liaison for financial and compliance audits performed by and on behalf of the Auditor General. For the two years ending June 30, 1988, the external examination of the department consisted of 29 separate audits. The audit unit reviewed all findings and assisted the institutions in preparing responses to recommendations. Total and repeated external audit findings again decreased from the previous audit period. Total findings for this cycle were 127 compared to 157 for the two years ending June 30, 1986. Repeated findings decreased to 34 from 40.

The audits conducted at the institutions during FY1990 will include follow-up on the implementation of recommendations made by the external auditors.

The **Canine Unit** serves as a support function for department administrators in the Adult, Juvenile and Community Services Divisions in assisting to improve the safety and security of all institutions. The unit, consisting of six canine specialists, makes daily unannounced inspections of department facilities searching cells, common areas, perimeter areas and vehicles for contraband items. The unit also responds to all requests for assistance to track escapees.

During FY1989, the unit conducted a total of 795 searches, 91 of which were special requests by administrators. In addition, the Canine Unit provides training assistance to the department's Training Academy in special classes such as SERT (Statewide Emergency Response Teams) and tactical training.

# Adult Division

The Adult Division is the largest unit within the department, consisting of 20 prisons, four work camps, two condemned units and four reception and classification centers. During FY1989, the division provided custody, care and treatment for committed persons requiring employees to provide 24-hour coverage, seven days per week.

Ten new prisons have been added in the past decade, and several existing facilities increased available bedspace. Since 1978, the average daily population has increased by more than 9,970 inmates.

The division also includes Illinois Correctional Industries and the Transfer Coordinator's Office. Industries programs continue to develop new products that help reduce prison costs in Illinois and provide training and employment skills to inmate workers.

Copies of the Correctional Industries FY1989 Annual Report are available through written requests to the department's Public Information Office.

The Transfer Coordinator's Office oversees the transfers of all inmates between various department prisons, work release centers and intake operations from county jails. The transfer office determines where inmates are placed within the system. This determination is made upon inmate reception, and throughout the inmate's period of incarceration.

The Transfer Coordinator's Office is also responsible for the coordination of the Central Transportation Unit. The unit consists of 16 buses in which inmates are transferred from one facility to another.

## Centralia Correctional Center

Opened: 1980

Medium Security Males

Capacity: 750

Reaccredited: January, 1989

FY1989 Average Daily Population: 1,029

Average Age of Inmates: 31

Average Yearly Cost Per Inmate: \$16,509

The Centralia Correctional Center received its first inmates in October, 1980. The facility was designed for 750 inmates and, as of June 30, 1989, had 1,070 inmates. The increase in population has generated issues involving substantial cost increases to provide proper security, clothing, food, hygiene items, adequate health care services, and educational and vocational programs.

Centralia Correctional Center provides quality education programs according to student abilities and needs. An average of 561 inmates per month, or over 50 percent of Centralia Correctional Center's inmate population, are served by the various educational programs at the prison.

During FY1989, 1,831 students participated in vocational, academic and job service programs. Academic and GED classes averaged approximately 246 students per month with 174 inmates enrolled in the Adult Basic Education Attendance Program. Vocational classes averaged 188 inmates per month. One hundred-thirty inmates were enrolled in two-year college studies. Fifteen students were enrolled in the four-year college degree program.

Upon entry to the institution, 732 inmates were T.A.B.E. tested. Two hundred sixty-four entry level inmates tested below the sixth grade level in reading and math. In addition, Centralia Correctional Center awarded 48 GED certificates, 254 vocational certificates, 60 associate degrees, and 26 graphic arts certificates. The Job Service representative made contact with 373 inmates and registered 163 of these inmates with Job Service.

During FY1989, many changes occurred in the academic and vocational programs at Centralia Correctional Center. The Offender Tracking System was fully implemented tying the academic program into the statewide recordkeeping and reporting system. Upper level college programming was re-established through Roosevelt University and the library system was brought under the administration of School District 428. In the vocational area, course offerings in the evening academic program were expanded and the welding program was revised.

The Leisure Time Services department continues to provide programming in weightlifting, boxing, softball, basketball, arts and crafts, drama, table games, and other areas. A strong emphasis has been placed on intramural programs to involve a much larger inmate population. Special programs such as Personal Growth and Development, Narcotics Anonymous, Alcoholics Anonymous, Substance Abuse and others also are being provided for inmates.

Industry programs at Centralia Correctional Center include tire recap and dry cleaning services, belt making and metal cabinet construction.

The highway work crews have been instrumental in picking up litter along country roads and highways, assisted with an erosion project at Carlyle Lake and a clean up program at Forbes Lake, mowed the Centralia Police Department range and performed many other public service projects in the area.

## Danville Correctional Center

Opened: 1985  
Medium Security Males  
Capacity: 896  
Accredited: November, 1986  
FY1989 Average Daily Population: 946  
Average Age of Inmates: 31  
Average Yearly Cost Per Inmate: \$13,828

The Danville Correctional Center continues to grow and expand in population as well as programs offered.

FY1989 has seen an increase in headcount with the average daily population of 926 inmates in FY1988 to 946 with an inmate population of 979 at the end of June, 1989. It is anticipated the population will continue to grow with double-celling becoming commonplace. This additional population is straining the institution and it is anticipated that more beds will be added in the coming year.

Inmate programming continues with Alcoholics Anonymous, Adult Children of Alcoholics, Drug Abuse and other counseling services. Highway work crews have become more in demand in the area to lend assistance to various state parks and assist local civic organizations. Institution gardens again produced large quantities of vegetables to be distributed by local food banks for the needy.

The Leisure Time Services Program hosted community tournaments for softball and basketball; and inmate teams took state championships in basketball, softball, weightlifting and running. Programs for the over 40 age group have expanded with much inmate participation, and successful picnics were held for each housing unit during the summer months.

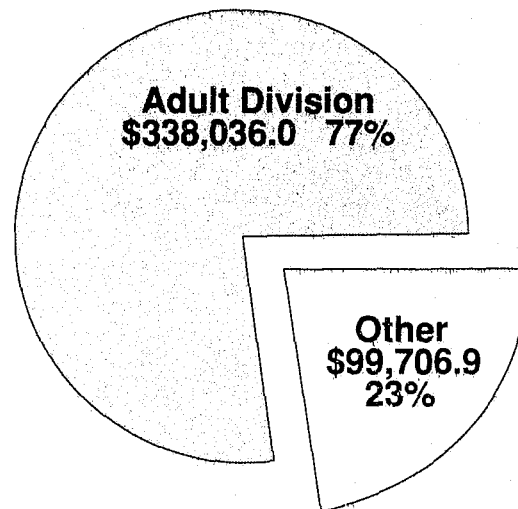
Inmate participation in standard academic and vocational opportunities continue at an all time high in conjunction with the Mandatory Education Program.

Construction projects include the completion of the institution's print shop, enclosing the heat plant's boiler house, installation of a dust collection system and completion of a greenhouse.

The Danville Correctional Center was awarded accreditation by the Joint Commission on Accreditation of Healthcare Organizations on August 20, 1988. It is believed this institution is one of the first, if not the first, to be so recognized. Additionally, the facility is gearing up for reaccreditation from the American Correctional Association with that audit anticipated in early fall of 1989. The facility was initially audited and accredited in September, 1986, less than one year after opening.

The tree planting program is continuing with additional ground beautification projects underway and the facility's lake, which is regularly used for fishing, is nearing maturity.

## Total Expenditures



**Fiscal Year 1989 Expenditures**  
(Total - \$437,742.9 thousand)

## Dixon Correctional Center

Opened: 1983  
Medium Security Males  
Capacity: 996  
Reaccredited: January, 1989  
FY1989 Average Daily Population: 1,019  
Average Age of Inmates: 35  
Average Yearly Cost Per Inmate: \$18,638

Because of the increase in inmate population during FY1989, temporary housing areas were established in the Health Care Unit by utilizing the second floor and basement areas, adding 52 beds. Additional bed space was made available by some double-celling in both the northeast and northwest cluster areas and tripling existing double rooms.

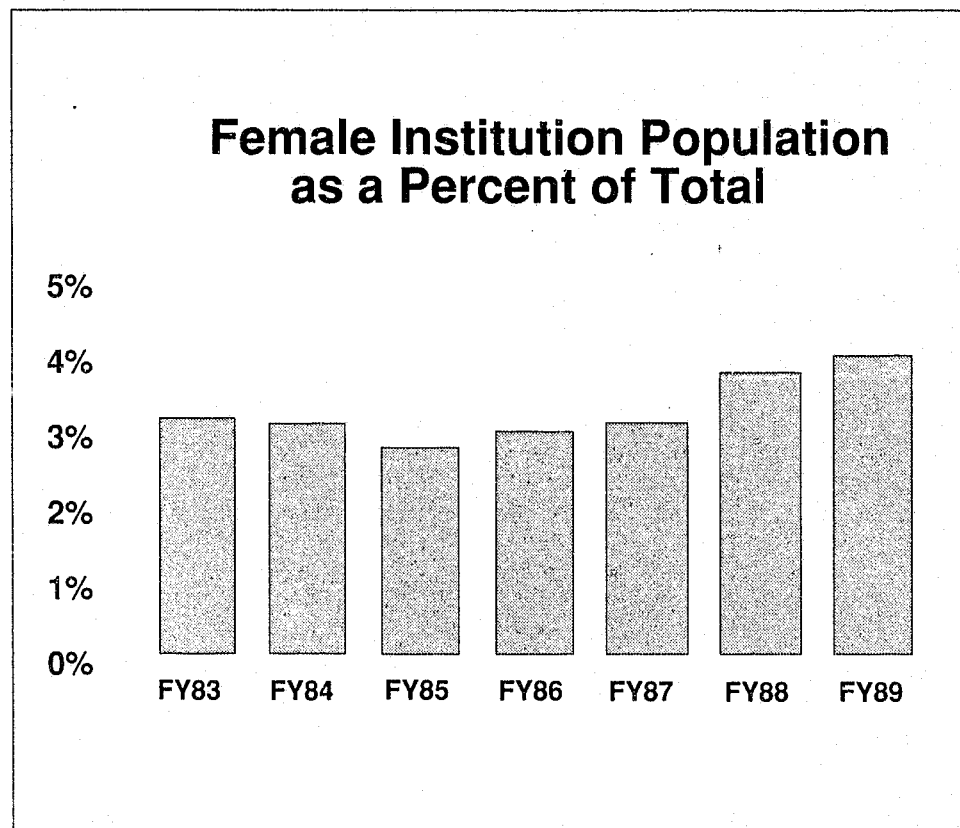
The Special Treatment Center, a 315 bed unit, is designed to provide services to stabilize and monitor the unique inmate. Most inmates transferred to STC are

mentally ill, developmentally disabled, mentally retarded, and low functioning. Others are older in age and/or are more susceptible to being victimized in a general population setting. STC Adult Basic Education addresses the functionally illiterate and others who possess basic communication skills. These classes are separated and offer the inmate an opportunity to work at his own pace. GED classes are offered by Sauk Valley Community College.

Laundry and dry cleaning vocational classes offer information and training in setting up such a service and in the operation of machinery used in this area. The building maintenance vocational class offers various modules of training including masonry, plumbing, electrical and carpentry. The bachelor living vocational class offers training in basic living skills. The fast foods vocational class offers various techniques in food preparation currently practiced at most fast food establishments.

Treatment services in STC include individual contacts by counselor, psychologist, social worker, psychiatrist and nursing personnel. Various group sessions offered are: sex offender, educational/medication group, crisis care group, and self-help personal growth, where topics range from developing self-esteem to understanding depression. Other groups include parole, biofeedback, Vietnam veterans, Alcoholics Anonymous, art therapy, therapeutic exercise, and various others which enable inmates to understand themselves and cope with their deficiencies.

During FY1989, the school district programs served 209 unduplicated students in general population, and 273 in the Special Treatment Center for a combined total of 482 unduplicated students involved in school district programs. During the same period, Sauk Valley classes served an unduplicated 341 students in their vocational and B.A. pro-



grams. Eighteen unduplicated students were served through the Bachelor of General Studies program offered by Roosevelt University. The total number of unduplicated students involved in all educational programs at the Dixon Correctional Center for FY1989 was 841.

One thousand-nine inmates were administered the GED test during the year with 550 passing. In the Special Treatment Center, 73 certificates were awarded in the following manner: occupation of homemaking, 25; building maintenance, 22; fast food, 18; and laundry, 8. A Bachelor of General Studies program, through Roosevelt University, is now in place. Current enrollment is 22 for political science and 27 for sociology.

Present enrollment in the English as a Second Language program is 13, which includes those who fall into the mandatory education program. Students with language problems enter this program as man-

datory students and, within a two-month period, they are functioning at a sixth grade level in English. The current enrollment in all educational programs at the facility is 336, which is approximately 33% of the total population.

Sauk Valley Community College at Dixon offered the following six vocational programs during FY1989: automotive technology, business and information systems, construction technology, electronic technology, horticulture, and small engine technology. Twenty-four degrees and 44 vocational certificates were awarded. A total of 198 unduplicated students were served in the six vocational programs alone. Forty-seven baccalaureate classes were offered serving an additional 143 unduplicated students. A human services career course and remedial math lab were developed. Licenses sanctioned by the state were issued to students passing requirements of the National Institute of Food Service

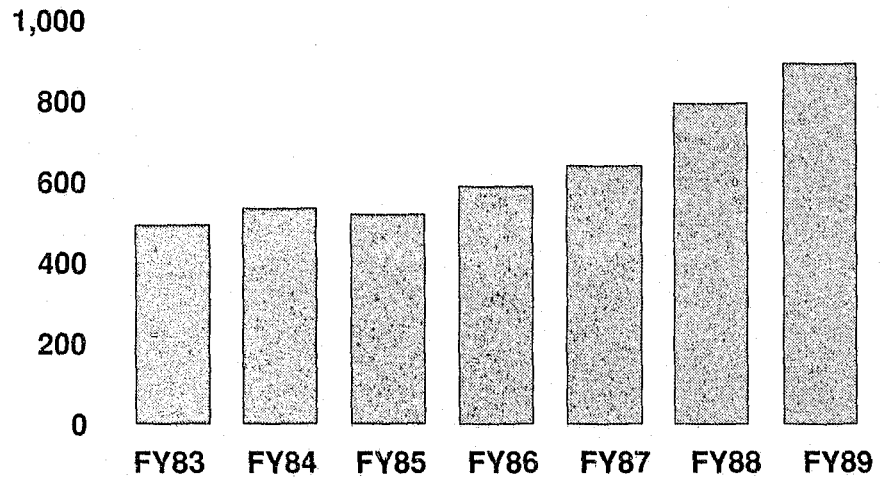
Industry, an opportunity provided by SVCC's Food Sanitation course. Open-entry scheduling was implemented in all vocational programs.

Thirty-three vehicles of Dixon Correctional Center employees were serviced in the automotive vocational program. Students in the electronics program repaired the equipment of 64 inmates as well as eight institutional items. The addition of \$22,758 worth of DAVTE moveable equipment expanded the Electronic Program by five learning stations. Students in the small engine technology program repaired 34 pieces of DCC employee equipment.

Extensive curriculum changes were made in both business and horticulture programs, expanding the content and quality of both certificates and degrees. Horticulture students participated in three institutional plant sales, generating over \$3,000. They grew 800 lbs. of vegetables which were distributed to a local charity. Six students earned Pesticide Operator licenses. Numerous construction projects were completed throughout the vocational building, improving tool control and storage.

The Dixon Correctional Industries Optical Lab manufactured eyeglasses for the Illinois Department of Public Aid and the Illinois Department of Corrections. As orders are received, they are entered into a computer system. Upon authorization for payment, the prescriptions are custom ground, using either glass or plastic lenses. The completed glasses are shipped directly to the prescribing doctor for dispensing. The optical lab is divided into three basic work areas: order entry, shipping, and final assembly and inspection, each consisting of approximately 2,500 square feet. During FY1989, remodeling created an additional 400 square feet of useable office space and a better work environment for personnel involved in customer service.

## Adult Institution Female Population



The lab currently provides approximately 75 inmate assignments over a single shift. During FY1989, Dixon Correctional Industries provided a total of 115,797 pairs of eyeglasses. Significant progress was made during FY1989 in reducing the total time from patient exam until patient's receipt of eyeglasses. Currently, the statistical mode for total calendar days from exam until receipt is 13 calendar days, down from 22 days in March of 1989. This has required coordination of efforts from both Public Aid and Correctional Industries.

The Dixon Correctional Center Leisure Time Services Department provides a comprehensive recreation program for all inmates at the center. The following intramural programs are offered: basketball, volleyball, flag football, wallyball, racquetball, softball, pool and ping pong. Varsity intra-institution teams competed in basketball, boxing, powerlifting, softball, soccer and running.

Music groups provided entertainment for the Dixon population as well as traveling on day release to other DOC facilities. A comprehensive movie program is also offered to inmates via the institutional cable channel.

### Dwight Correctional Center

Opened: 1930

Capacity: 496

Reaccredited: May 14, 1987

FY1989 Average Daily Population: 722

Average Age of Inmates: 31

Average Yearly Cost Per Inmate: \$16,075

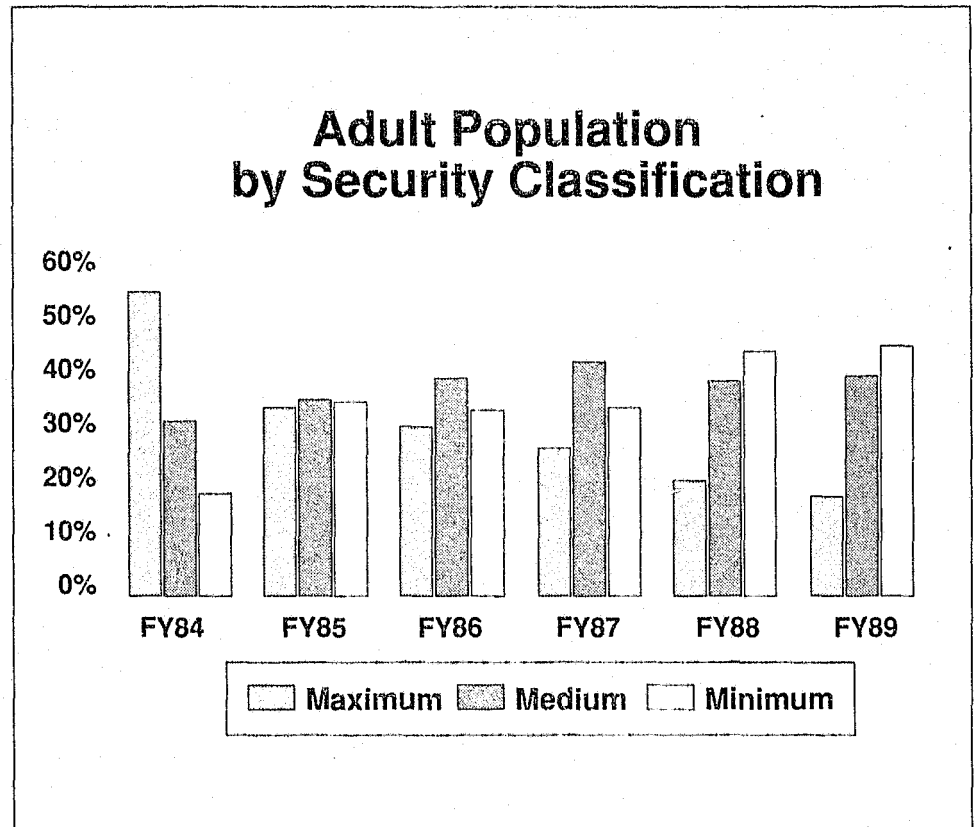
The Dwight Correctional Center, located approximately 75 miles south of Chicago, is the primary state correctional facility for adult female offenders. As of June 30, 1989, 14% of Dwight inmates were classified as maximum security, 29% as medium security and 50% as minimum security with 7% pending classification.

As an incentive for proper behavior, two living units function as honor cottages. These cottages are designed for inmates whose institutional adjustment and achievements merit placement in a less-controlled and less-restricted environment. Those living in the honor cottages are provided additional privileges and program opportunities not available to other general population inmates.

Education is an administrative priority and over \$945,000 was spent on educational programs at the Dwight Correctional Center during FY1989. Overall, School District 428 attendance at the facility increased approximately 128%. Initial education tests of 779 inmates upon arrival resulted in 189, or 24.3%, testing below the sixth grade level. A minimum of 90 days mandatory remedial instruction is required for these inmates. Reflecting the increased number of individuals entering the center, the number of students in basic education classes increased 165% from 86 in FY1988 to 228 in FY1989. During FY1989, 65 inmates received GED certificates. The School of Beauty Culture, which enrolls 19 students, had four graduates.

An apprenticeship program, authorized by the Federal Bureau of Apprenticeship and Training, offers apprenticeships in building maintenance, cook, baker, and water/wastewater treatment. Nineteen inmates were enrolled during the year. One was awarded a certificate of completion as baker and another as cook.

Lincoln College offers vocational programs in the areas of commercial art and photography, secretarial science, restaurant management and industrial maintenance, as well as academic classes. Nine students received Associate of Applied Science degrees and five received Associate of Arts



degrees in FY1989. Illinois State University offers courses allowing inmates to obtain a four-year college degree. One inmate was awarded a Bachelor of Science degree during FY1989.

The institution's Health Care Unit includes an infirmary and is staffed by registered nurses 24 hours a day, seven days a week. All inmates are given physical examinations upon admission and annually, or every two years depending on age. Appropriate referrals are made to speciality clinics as determined by medical needs. Emergency services are provided at a community hospital in the event of trauma, severe illness or injury. Medical services provided at the facility include comprehensive dental care and optical services.

The Mental Health Unit provides services for mentally ill and retarded inmates. Psychiatric, psychological, counseling and

activity/leisure time services are provided for inmates in general population and for inmates with severe mental health problems. Inmates with severe problems are provided with treatment in the 46-bed inpatient unit. Due to the increasing institutional population, the average caseload of inmates has increased and the average inpatient population has been 45.

In an effort to provide additional services to the growing population, the number of contractual psychiatric hours was increased from 20 to 30 per week during the fiscal year.

Clinical Services provides individual counseling to inmates and a number of parenting programs to help build mother/child relationships and strengthen family ties. During FY1989, many hours were spent by institution staff, as well as staff of various organizations and volunteers, in providing several parenting programs.

A family counseling program, PACE, which is an extension of the Cook County Jail Family Reunification Counseling Program, was held at the institution monthly from January through June. Against Domestic Violence provided two six-week workshops during the year, including individual and group counseling for inmates who were, or are, mothers of victims of domestic violence. On an on-going basis, Lutheran Social Services provides counseling and assists with transportation to relatives of inmates who are experiencing problems with visits from their children.

An annual one-day program involving Department of Children & Family Services caseworkers and institution counselors was held. This provided an opportunity for social interaction between children, mothers, DCFS and institutional staff. A series of six personal development workshops with an enrollment of 40 inmates were conducted by authors of the books "Living on Purpose" and "A Matter of Choice."

In September, the Gateway Foundation, through a grant from the Illinois Criminal Justice Information Authority, established a controlled drug treatment center at the facility. The program is supervised by the director of Gateway's Substance Abuse Treatment Center in Cook County Jail and operates a 27-bed living unit. Activities include group treatment sessions, special discussion groups, general counseling, Narcotics Anonymous and Cocaine Anonymous programs. Inmates who complete the Gateway Program at Dwight are able to receive continued supervised treatment in a pre-arranged program at one of Gateway's centers upon release.

As part of the Family Advocacy Program, a support group meets each month to share and resolve mutual problems related to their children. Chicago Legal Aid to Incarcerated Mothers provides individual legal counseling and sponsors two seven-week legal workshops each year to cover

legal issues concerning child custody and related issues. In addition, the Legal Assistance for Prisoners Project was established to provide assistance to prisoners who are being sued in civil actions not involving their incarceration.

Weekly pre-natal/post-natal workshops, including aerobics, are held. During the past year, 20 infants were born to inmates of Dwight.

MECCA, a self-supporting institutional program, allows its members to sponsor and participate in activities and projects which enhance the child visitation program. This group sponsored a Fourth Annual Walk-A-Thon. Proceeds from staff pledges are used for the expansion of mother/child activities.

Programming remains enhanced by a three-year federal match grant awarded by the Department of Health and Human Services. Each weekend during the summer, 12 different mothers of all security levels are able to spend two days camping with their children in a camping area established within the institution. The camping program has a very strong impact on the mothers and children, many of whom are from large urban areas and have never had the opportunity to experience this type of close relationship. The program has acted as a psychological buffer to ease crowded conditions.

Continuing leisure time activities included jogging, aerobics and weightlifting, intramural volleyball and softball, crocheting and knitting, rhythm and blues band, and special programs by outside groups. Through a continuing grant from the Illinois Arts Council and the National Endowment for the Arts, drama productions were presented for the benefit of the inmates.

An inmate Jaycees chapter sponsors special activities, a snack shop and a photo project whereby inmates and their families and friends may have photos taken during visits.

Dietary services continue to be of primary importance to the efficient operation of the institution. Due to the increase in population and for proper security, the number of inmates in serving lines was reduced and an additional line added for each meal.

Dwight's Correctional Industries program began initial production of officer and civilian uniform shirts in FY1989. Approximately 16,000 shirts were produced. Total sales of all industry items were in excess of \$676,000.

A new laundry building was constructed and new equipment replaced outdated and worn equipment. The expanded laundry was essential to meet the needs of the ever increasing population.

## **East Moline Correctional Center**

Opened: 1980  
Capacity: 688  
Minimum Security Males  
Reaccredited: May, 1989  
FY1989 Average Daily Population: 749  
Average Age of Inmates: 32  
Average Yearly Cost Per Inmate: \$17,048

The East Moline Correctional Center was officially opened on July 1, 1980. The total conversion from a mental health facility was completed in early 1984. East Moline received its first 24 inmates in February, 1981. These men assisted as a general work crew during the conversion. Today, the institution houses up to 815 inmates in six housing units.

Crowding has caused this facility to grow from a rated capacity of 688 inmates to a total of 815 inmates in the last several years. Limited program facilities have



been converted to accommodate population increases. FY1989 budget limitations have continued to cause many repair and maintenance projects to be postponed and alternate solutions examined. Budget limitations caused the work camps to remain closed and no public service projects were completed.

East Moline has continued to offer excellent academic and leisure time activities. Academic programs are offered at the pre-GED level progressing through an associate degree at college level. Food service, automotive, horticulture, drafting, data processing, and residential trades are offered in vocational programs through Black Hawk College in Moline.

Recent graduation ceremonies recognized the awarding of 22 GED certificates, 26 vocational certificates and 21 Associate of Arts degrees.

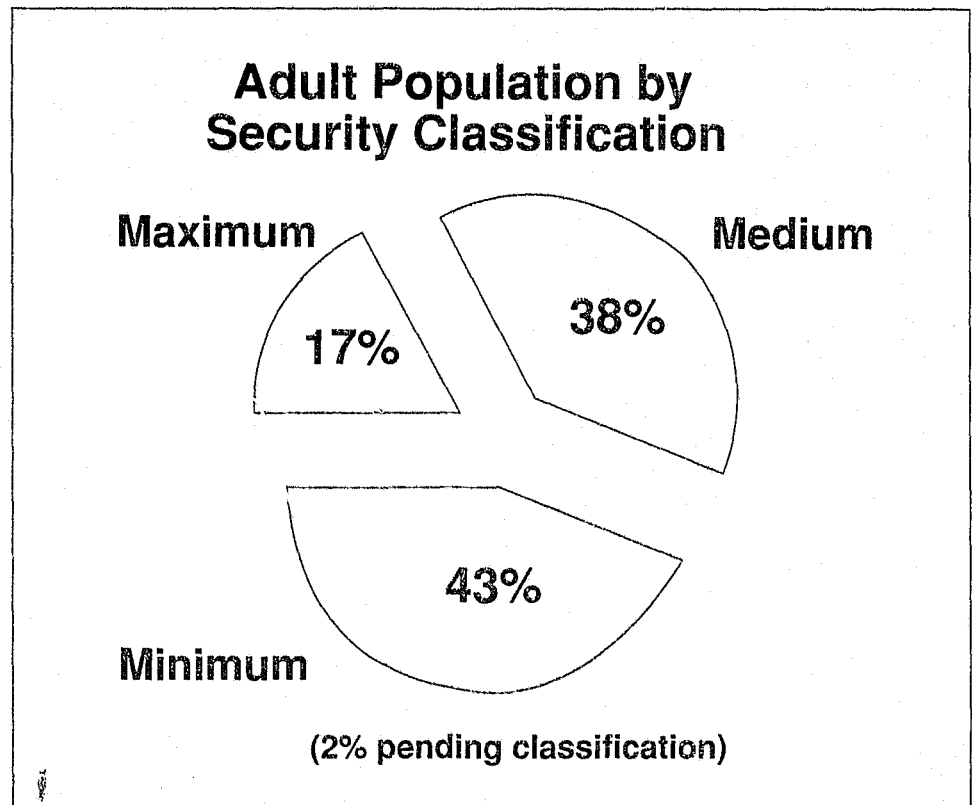
Due to population increases, special emphasis has been placed on program alternatives including the frequency and quality of leisure time services. During the past year, the center's LTA department was awarded state championship trophies in basketball, softball, and weightlifting.

### Graham Correctional Center

Opened: 1980  
Capacity: 950  
Medium Security Males  
Reaccredited: January, 1985  
FY1989 Average Daily Population: 1,048  
Average Age of Inmates: 31  
Average Yearly Cost Per Inmate: \$16,802

During FY1989, Graham's population increased from 1,033 to 1,120, which resulted in the double-celling of 58% of the institution's population.

A Systems Abuse Program was instituted with the cooperation of Clinical Services and the Chaplaincy Department. The program provides inmates with insight into



behavioral abnormalities common to substance abuse, stress management techniques and mechanisms that help individual recovery. Interest and participation in this program have been excellent.

During FY1989, the Graham Education Department provided classroom or vocational instruction to 1,171 inmates. Of this number, 285 participated in mandatory ABE or GED classes. In addition, all inmates entering reception and classification or general population were screened to determine mandatory education status and given the TABE test with results entered on OTS. During November, 1988, through June, 1989, 891 new inmates were tested, with 21% scoring below a sixth grade level.

The bachelor degree program was resumed through a contract with Roosevelt University. Two courses were offered during the summer of 1989 with

plans to offer a minimum of 10 courses per year. Graham's contract with Lincoln Land Community College includes the offering of 44 academic courses per year. The combined course offerings between LLCC and Roosevelt allowed approximately 335 inmates the opportunity to pursue an associate or bachelor degree.

In addition to classroom or shop instruction, several additional school services were provided; the Illinois Job Service representative interviewed 314 men and processed 190 applications for employment for inmates within 90 days of their release from the department; the Secretary of State Driver's Education program provided training for approximately 300 men; community volunteers, in conjunction with inmate tutors, provided approximately 800 hours of tutoring for low level or non-readers; and the library provided general and legal services to the inmates who attended the library.

Financing and coordination by the Hillsboro Kiwanis, repair work by the heating and air conditioning class, and distribution by the Senior Citizens Center provided senior citizens of Hillsboro with rejuvenated air conditioners and fans during the summer months of 1989.

The correctional furniture industry expanded production to provide secretarial and executive chairs for all departments and agencies within the state. Industries also continues to manufacture single, double and three-seat settees along with its line of executive furniture. The number of inmate employees has been increased from 30 to 43, which provides excellent training for these individuals while providing increased production capacity to meet the furniture needs of the state and other customers.

The institution's garden project produced 5,180 pounds of vegetables which were served to the population by the Dietary Department. Additional vegetables were donated to a Senior Citizens Center.

## Hill Correctional Center

Opened: 1986

Capacity: 896

Medium Security Males

Accredited: January 25, 1988

FY1989 Average Daily Population: 944

Average Age of Inmates: 32

Average Yearly Cost Per Inmate: \$13,688

During FY1989, 1,036 inmates were processed through the institution's seven day orientation program. The inmate's security and his social, academic, vocational, and medical needs are assessed to determine the most appropriate program track for the individual inmate.

Two-hundred fifty-nine inmates were enrolled in mandatory Adult Basic Education programs during FY1989. All students enrolled in this program were given computer room learning experience in which the teacher determined the learning pace for each student.

Enrollment in the GED program increased. There were 147 students enrolled in this program with 42 students receiving a high school equivalency diploma. There were 415 students served in the seven college vocational programs offered through Carl Sandburg College. These programs consisted of electronics, drafting, auto/diesel, small engines, building maintenance, business occupations, and data processing.

The evening college classes offered in FY1989 were introduction to business, algebra fundamentals, principles of accounting I, business law, interpersonal communications, art appreciation, technical math I and II, creative writing, ethnic studies, Spanish II, general psychology, arithmetic fundamentals, weightlifting, finite math, applied physics, English fundamentals, and cost accounting.

Forty-three inmates were assigned to the correctional center's Industries program during FY1989. Approximately 11 million 1/2-pints of milk and juice were produced in the dairy program. The meat processing program yielded 1.2 million pounds of processed meat. Products from both programs were shipped to other northern area correctional facilities.

The institution assures that all inmates are assigned to the center's various work assignments. These assignments are intended to enhance the living environment at the facility. The work performance of each inmate is assessed, evaluated, and recommended for pay increases, when appropriate.

The correctional center's recreational programs provide an opportunity for inmates to participate in activities that meet their leisure time needs. There are 46 different recreational programs. An average of 23.28 hours per month is spent by each inmate using these structured activities. The Recreation Department also began a program of marketing inmate art and craft products to the public.

The Chaplaincy Department held 773 activities during FY1989. Average inmate attendance in religious programs is 15.75. The Chaplaincy Department had a total of 152 volunteers with 24 attending the facility on a regular basis. These volunteers provided 1,349 hours of service to the facility and inmate population.

The Vietnam Veterans of America Chapter at Hill Correctional Center accomplished further growth in FY1989. In November, 1988, the center's chapter received a national charter (Chapter 428). This is the first incarcerated chapter in Illinois. In February, 1989, the chapter had a joint meeting with Chapter 299 from Rock Island. Also in February, 1989, the chapter received a state flag from the State Council of the Vietnam Veterans of America, a U.S. flag from Congressman Lane Evans, and a P.O.W. flag from Chapter 299. The Vietnam Veterans of America were also instrumental in starting Video Script, a TV news program which airs over the center's television channel.

The facility became increasingly active in the community by providing inmate labor in the Public Works Program. The program completed a total of nine projects which consisted of painting projects at a local fire station, the YMCA, and the Municipal Pool. Other projects included cleaning brush areas at a Boy Scout Camp and at the Galesburg High School athletic field. The highway crew, which is coordinated with the Illinois Department

of Transportation, yielded a total of 824 bags of trash while covering virtually every state highway or route in and around the City of Galesburg.

A total of 4,845 pounds of produce was grown in the institution's garden. This produce was provided to the community food bank program, F.I.S.H. The facility also constructed a greenhouse which will aid in the beautification of facility grounds and the starting of garden plants.

### Jacksonville Correctional Center

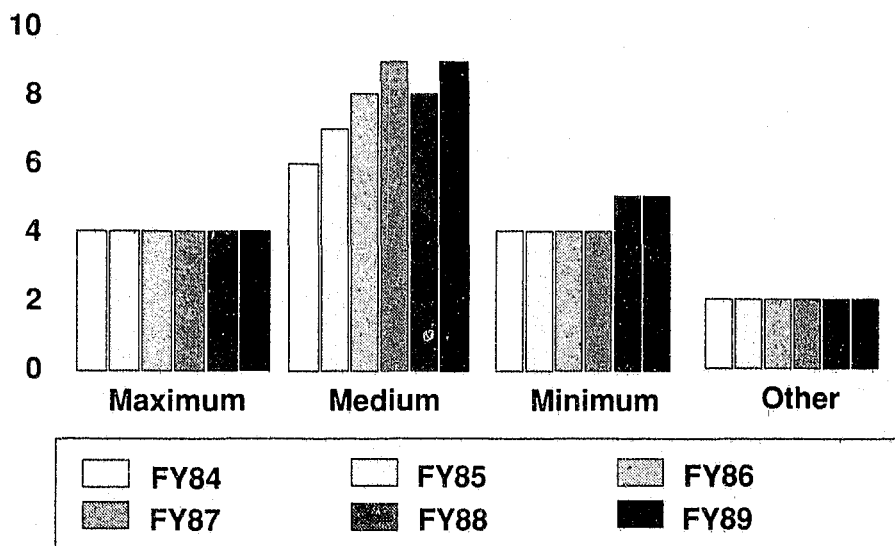
Opened: 1984  
Capacity: 500  
Minimum Security Males  
Accredited: January, 1986  
FY1989 Average Daily Population: 523  
Average Age of Inmates: 29  
Average Yearly Cost Per Inmate: \$19,578

Jacksonville Correctional Center was opened in October, 1984, as part of an emergency response to a rapidly expanding inmate population. This pre-engineered facility was designed to house 500 minimum security inmates in a dormitory-style setting. However, the continuing growth in the state's inmate population has forced Jacksonville to begin double-celling. During FY1989, 51 inmates were added at Jacksonville, bringing its end of fiscal year count to 551, which is 10% over design capacity.

This crowding has increased tensions among inmates. After double-celling began in January, 1989, the number of disciplinary reports increased by 49 percent. Adjustment tickets alone jumped by 44%.

The crowding has also strained the program and assignment areas. In an effort to find meaningful assignments for these inmates, the highway work crew was expanded from 20 to 50 inmates in FY1989. This included the establishment of an ongoing work detail at Lake Springfield. Education programs also felt

## Number of Prisoners by Security Level



(Other = Dwight and Menard Psychiatric)

the impact of double-celling as the waiting list for mandatory adult basic education and GED classes increased to 89 inmates by the end of the fiscal year.

Even with the increased population, Jacksonville remains near the top in terms of quality of the GED programs. In FY1989, 100 (or 81%) of the 123 participants in the GED program successfully earned their certificate.

### Joliet Correctional Center

Opened: 1860  
Capacity: 1,180  
Maximum Security Males  
Reaccredited: August, 1988  
FY1989 Average Daily Population: 1,351  
Average Age of Inmates: 30  
Average Yearly Cost Per Inmate: \$16,890

Joliet Correctional Center's new gymnasium/multi-purpose building was opened in the fall of 1989. Ongoing pro-

jects include a utilities upgrade replacing steam, sewer and water lines throughout the institution, renovation of the administration building and installation of an upgraded telephone system. The administration building annex was reroofed allowing the third floor to be used for offices again.

Joliet continues to serve as the Reception and Classification Unit for northern Illinois. Educational testing has been added to the reception process so that inmates requiring mandatory education are identified prior to their transfer from the R&C Unit. One-hundred twenty-seven inmates were involved in the mandatory education program in FY1989.

## Lincoln Correctional Center

Opened: January, 1984  
Capacity: 558  
Minimum Security Males  
Reaccredited January, 1989  
FY1989 Average Daily Population: 581  
Average Age of Inmates: 29.3  
Average Yearly Cost Per Inmate: \$19,457

Lincoln Correctional Center opened in January of 1984 as a pre-release center and moved to its current site in September, 1984. The facility was accredited by the American Correctional Association in January, 1986, and reaccredited in January, 1989.

Built with a rated capacity of 558 (including 500 at the Lincoln facility and 58 at the Springfield Work Camp), the institution received an additional 50 inmates in January, 1989. Numerous modifications and adjustments in procedures and conditions have resulted from this crowding.

Dormitories designed to house 10 men now accommodate 13 men. It has become necessary to re-evaluate criteria for disciplinary segregation placement due to space constraints. Additional work assignments have been created. A tent has been set up to accommodate visiting room overflow during warm weather. Free flow movement to dietary has been discontinued and dietary hours expanded.

Dietary staff report more frequent equipment breakdown, increased maintenance costs and production slowdown. Semiannual food orders could not anticipate the increase in population, thus necessitating supplemental ordering.

Counselor caseloads have increased in proportion to new inmates received, as have escape risk reviews, master file reviews and work release screening.

The Record Office workload has multiplied in terms of sentence calcula-

tions, filing, call lines, transfers and writ/furlough paperwork. Demands for expanded educational services are felt most in Adult Basic Education classes and mandatory schooling. Waiting lists grew from 20 to 30 at the beginning of the school year to well over 100 by summer. Additional planning continues to enable absorption of even greater numbers of inmates.

## Logan Correctional Center

Opened: 1977  
Capacity: 1,157  
Medium Security Co-ed FY1989  
Reaccredited August, 1986  
FY1989 Average Population: 1,054  
Average Age of Inmates: 30  
Average Yearly Cost Per Inmate: \$17,436


The Logan Correctional Center opened through remodeling of an existing mental health facility in 1977 and 1978 to accommodate 750 inmates. In order to

help ease the crowding situation in the department, additional renovations and measures were undertaken.

The conversion of a Juvenile Division facility at Hanna City to an adult work camp in late 1983, and additional construction in 1984, resulted in a current rated capacity there of 200. In early 1987, female inmates were transferred to Logan from Dwight. Currently, 72 female inmates are housed at Logan and are able to participate in the various programs and services offered.

During FY1989, the first phase of a major roof repair project was completed. The second phase of that project has been essentially completed in FY1989. In addition, other physical plant improvements have been completed which include road and parking lot renovation, perimeter fence renovation and an energy conservation project to lower ceilings and lights in a housing unit dayroom.

## Adult Institutions Per Capita Cost



Physical plant improvements at the work camp include the renovation of toilet and shower facilities and the replacement of windows in the administration building and two housing units. A new phone system also has been installed.

The ABE and GED education programs served 583 inmates. Of that number, 63 received GED certificates. Two educators were added to this program area during the fiscal year. The college academic and vocational programs enrolled 300 inmates during the year resulting in 110 degrees and certificates being granted, including 15 vocational certificates at the work camp.

### Menard Correctional Center

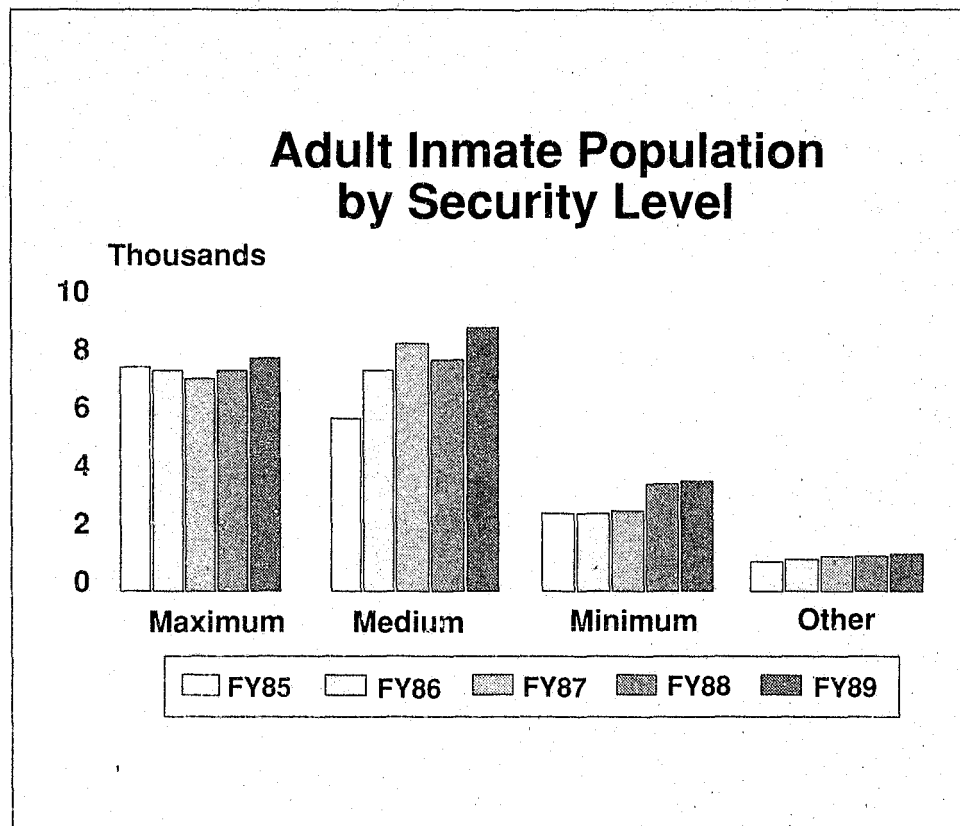
Opened: 1878  
Capacity: 2,620  
Maximum Security Males  
Reaccredited August, 1986  
FY1989 Average Daily Population: 2,490  
Average Age of Inmates: 30  
Average Yearly Cost Per Inmate: \$13,085

Due to crowding, double-celling still occurs in most cellhouses at Menard. This causes tension among some of the inmates.

The back of one and three galleries in the South Cellhouse has been converted to a Protective Custody Unit which helps to alleviate crowding in the North Cellhouse Protective Custody Unit.

Efforts are being made to start a Drug Abuse Program for the inmates. Employees are being trained to identify inmates with drug abuse problems and how to assist them with these problems. There has been a substantial increase in the number of volunteers assisting in various programs throughout the institution during FY1989.

The mandatory education program, which was initiated in January of 1987, has improved greatly. The attendance has in-



creased by approximately 75%. During FY1989, 38 inmates received GED certificates.

Physical improvements made to the institution include additional weight lifting pads added to the yard area. The attorney rooms in the Guard Hall have been renovated and smoke ejector fans were installed in the cellhouses. A kitchen was built for the Condemned Unit and major renovations have been started on the steamlines for the entire General Division.

### Menard Psychiatric Center

Opened: 1970  
Capacity: 315  
Maximum Security Males  
Reaccredited August, 1986  
FY1989 Average Daily Population: 385  
Average Age of Inmates: 32  
Average Yearly Cost Per Inmate: \$17,112

The Menard Psychiatric Center, located in southern Illinois, is a psychiatric prison for maximum security inmates. The center is designed to house and treat mentally disordered offenders and those inmates who are committed to the department as Sexually Dangerous Persons.

The average daily population of 385 represents an increase of 22% over the capacity of 315. The average daily population is up 7.5% for FY1989 as compared to FY1988.

The objective of the Menard Psychiatric Center is to integrate these inmates into a well structured program of services including counseling, educational, medical, and leisure time activities. Each inmate is evaluated and participates in the development of an individual treatment plan which is monitored on an ongoing basis by Clinical Services staff.

Program highlights during FY1989 included full utilization of vocational programs designed to provide inmates with basic job skills in building maintenance, short-order cooking, and graphic arts. These programs also emphasize the development of social skills and self esteem. Other educational programs offered include GED, college associate of arts degree program, and special education. The mandatory education program continues to influence increased participation and enrollment.

During FY1989, phase II renovation of the cellhouse began and includes an improved electrical system, replacement of all lighting, and an upgraded heating and ventilation system.

An operational highlight for FY1989 was the Menard Psychiatric Center Tactical Security Team. This team consists of 21 correctional staff who are trained to deal with critical maximum security needs such as riots. The team primarily serves the Menard Psychiatric Center, but responds to emergency situations which develop at other institutions as well. Due to the level of skills and proficiency of the unit, the team was invited to provide a demonstration on riot control during the opening ceremonies at the Hill Correctional Center, Galesburg; Western Illinois Correctional Center, Mt. Sterling; and Illinois River Correctional Center, Canton.

In August, 1989, the Menard Psychiatric Center received reaccreditation for three years by the American Correctional Association. During FY1989, the institution was host to representatives from Canada, Tennessee, and Washington State who visited to evaluate and observe the security and program concepts in use at the center.

## **Western Illinois Correctional Center**

Opened: April, 1989  
Capacity: 728  
Medium Security Males

Western Illinois Correctional Center opened April 22, 1989, with the arrival of the first 50 inmates to be housed in the new prison in Mt. Sterling. By June 1, 1989, the population at the prison had grown to 601. The rapid increase in population was due to the dramatic increase in population in the Adult Division.

Between April 22, 1989, and June 30, 1989, inmates were assigned initially to basic maintenance, dietary, grounds, and janitor positions. On June 1, 1989, two Adult Basic Education Classes started and a GED preparation class began. The facility will add another GED class and a pre-GED class in FY1990. Vocational programs offered included business occupations, computer/data processing and horticulture

## **Pontiac Correctional Center**

Opened: 1871  
Capacity: 2,000  
Maximum Security Males  
Reaccredited May, 1989  
FY1989 Average Population: 1,780  
Average Age of Inmates: 30  
Average Yearly Cost Per Inmate: \$17,893

The Pontiac Correctional Center is one of two adult correctional facilities located in Livingston County and was originally built as a boy's reformatory. In 1933, Pontiac became a part of the Illinois State Penitentiary System. In 1970, the Department of Corrections was created and the facility was renamed the Pontiac Correctional Center.

An 8.6% budget increase from FY1988 allowed the facility to maintain inflation, cost of living, and the increased population explosion. However, it did not allow monies for the hiring of additional security staff needed for supervision of the increased inmate headcount. The increased population at the center over the past year has created problems throughout the institution, including stress on the inmates due to double-celling. It also created stress in the Protective Custody Units and Segregation Units which were already operating at above capacity. The number of inmates using the grievance procedure also has increased, placing more stress on staff required to handle these issues. Jobs and assignments at the center are at a premium because there are not enough assignments and jobs to meet the demand.

Even under these adverse conditions, staff at the center continue to work toward creating jobs, assignments, and other activities to help occupy inmates' time.

During FY1989, the facility continued to have inmates participate in public service work crews, Correctional Industry programs, and various assignments throughout the facility. The Pontiac Industries decided not to implement the Uniform Shop during this time period, and are continuing to seek other industry projects which they hope to implement at the center in the near future.

The Pontiac Correctional Center continues to upgrade its physical plant. During FY1989, upgrading of plumbing for the East and West Cellhouses was completed, including the removal of asbestos. An additional recreation room for the Condemned Unit was completed because of the increase in population. The cook/chill food preparation area was completed at the medium security unit. Renovation of the maximum security unit kitchens to accommodate this process is now being completed. Roofs on four buildings were either replaced or repaired,

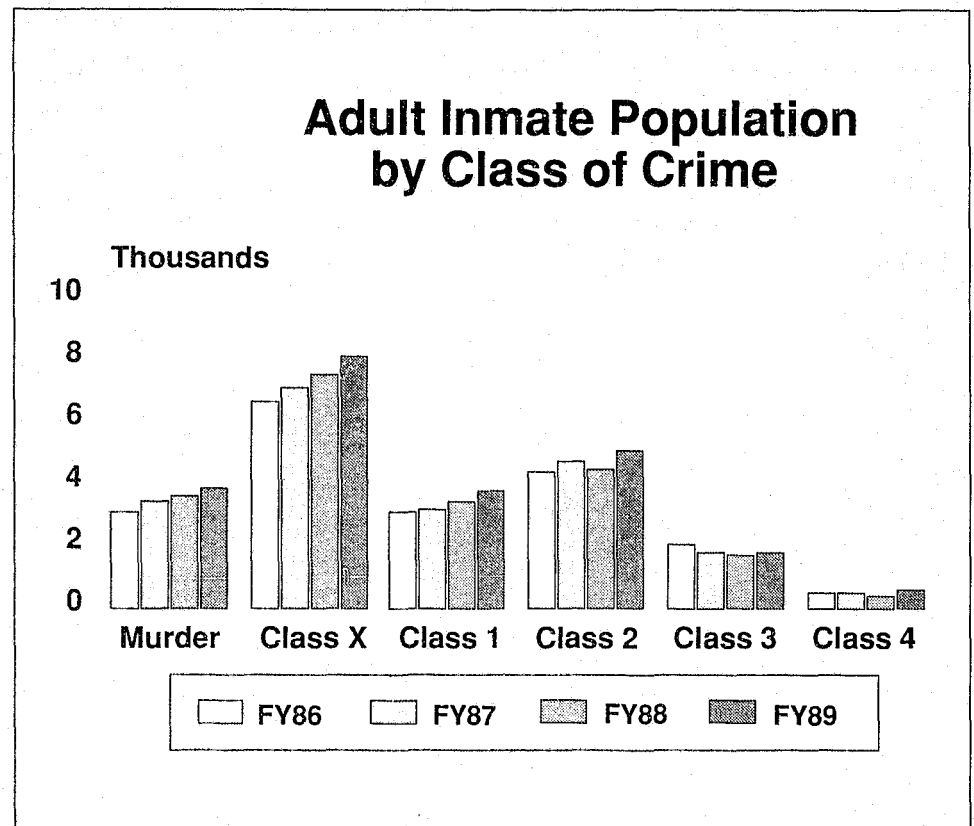
and the center will repair or replace four more. New switch gear and a second feeder line in the power house have been installed in order to update utilities. Four new fences and gates were installed within the institution to assist in security. The center also installed a terminal system for the Offender Tracking System.

During FY1989, monies were earmarked for necessary projects, and the center is presently in the process of expanding the employees' parking lot area, installing 14 new doors for the Segregation and Condemned Units, installing a water softening system at the power house, and upgrading the hospital heating system.

A planning program to replace two cellhouses at the Pontiac Correctional Center has begun. The total replacement of the buildings will require additional funding of nearly \$40 million. Monies were made available for asbestos abatement throughout the institution, and those projects are presently underway.

To enhance staff development, the facility continues to implement the cycle training program. Although budget restraints have required this program be reduced to three days, the training staff continues to develop other methods of ensuring that all staff receive the required 40 hours of training curriculum.

Significant emphasis continues to be placed on the adult education program. Identification of inmates who have not achieved a 6.0 on the TABE test has continued. Enrollment from July 1, 1988, to June 30, 1989, increased from 124 to 135. The incentive program continues to encourage active participation by inmates. During FY1989, a total of 349 inmates participated in the program with 94 successfully completing it.



Staffing patterns and cellhouse renovations continue to be scrutinized daily by executive staff to ensure positions are filled expeditiously, and proper security procedures are maintained.

### Shawnee Correctional Center

Opened: 1984  
Capacity: 1,046  
Medium Security Males  
Reaccredited August, 1986  
FY1989 Average Daily Population: 1,061  
Average Age of Inmates: 31  
Average Yearly Cost Per Inmate: \$16,058

The Shawnee Correctional Center, located adjacent to the Vienna Correctional Center, seven miles east of Vienna in southern Illinois, was opened in 1984. The facility's administration includes the supervision of the Dixon Springs Work Camp (a former juvenile facility). It operates as a minimum security satellite facility, located next to the Dixon Springs

State Park on Route 146 in Pope County. The maximum capacity of the main facility is 896 and the work camp is 150, for a total capacity of 1,046.

During FY1989, the facility began experiencing the effects of department crowding. The institution was required to make available additional beds. As a result of the crowding concerns, the facility concentrated on the expansion of program offerings available to inmates.

The honor dorm, which currently houses 186 inmates, includes a recreation area consisting of a patio weight lifting area, horseshoe pits, volleyball court and outdoor lounge area. An inmate commissary is available in the outdoor yard area for inmates to purchase commissary items while participating in outdoor recreational programs. Picnic tables, handball, basketball, track, football, soccer, volleyball, softball, weightlifting are available sports activities.

The recreation department also provides inmates the opportunity to participate in intramural activities which include softball, basketball, volleyball, and flag football. An advanced skilled varsity program which includes track, powerlifting, basketball, softball, volleyball, and flag football is also available. Inmate arts and crafts programs provide for the marketing of inmate products to the public. Inmate musical bands have been expanded as well as the addition of a drama group which provides for musical and theatrical entertainment at various institutional activities as well as for other facilities upon request. These programs have been expanded to provide meaningful leisure time activities to the increased inmate population.

The institution regularly schedules two inmate-family picnics each summer providing picnic meals and yard entertainment for inmates and their families. In addition, the facility has instituted special dinners and cookouts for a variety of inmate work assignments in recognition of their service to the facility.

The Correctional Industries program has been expanded to compensate for the increase in the number of requests for beds and other metal furniture to keep pace with the demands for cell space and furnishings department wide. Currently, the Industries program employs approximately 70 inmates on two work shifts which provide skilled jobs, wages and steady employment.

The education department expanded the program and services available to inmates. This has been due to both an increase in inmate population and the requirements of the mandatory education directive. During FY1989, 561 mandatory eligible inmates were tested and 214 were required to participate in educational programming. A total of 314 inmates were served in mandatory education during FY1989. As a result of the increase in eligible inmates for this program, the number of inmates

waiting to attend school has increased to an average of 50 per month. This backlog has created an additional concern due to the increase in inmates on waiting lists to enroll in GED and other academic and vocational programming. Continued projections of inmate population increases, coupled with the lack of space for program expansion, has created a significant strain on both inmates and staff.

Vocational education programs include diesel mechanics, drafting, electronics (offered at Shawnee and Dixon Springs), electronic data processing, emergency medical technician, graphic arts, industrial maintenance, sheet metal and welding. In FY1989, 359 inmates were served by the vocational programs with 136 inmates completing program requirements and receiving certificates. In addition, baccalaureate classes are offered during evening hours. Inmate therapeutic counseling programs expanded due to inmate demand include a variety of self-help and survival skills groups. Additionally, each year outside agencies are scheduled to present health related seminars for inmates. Population increases and the absence of increased clinical staffing are creating a concern for future program expansion in this area.

The institutional health care unit provides 24-hour RN emergency care and infirmary services, conducts annual and biennial physical exams, makes available inmate disease awareness training, daily sick call, chronic disease clinics, stress management counseling, dental hygiene and definitive dental treatment. As indicated throughout, the increase in inmate population has stressed the limited resources for treatment and programs and has raised concern for the increased incidence of communicable diseases and resulted in greater numbers at sick call.

In its effort to operate as a progressive, effective, and efficient facility, the administration has had to compensate for a variety of concerns relating directly to

crowding issues and problems created from housing more inmates than the designed capacity. Programs have been expanded, new work assignments have been created, and additional services have been provided to keep pace with the increase in population. This has all been done without significant increases in fiscal operating expenses and with no increase in staffing. The continued commitment is to instill responsibility and mature decision making in inmates by providing a safe and secure environment and meaningful programming.

## **Sheridan Correctional Center**

Opened: 1941

Capacity: 750

Medium Security Males

Reaccredited January, 1988

FY1989 Average Daily Population: 939

Average Age of Inmates: 21

Average Yearly Cost Per Inmate: \$15,133

The Sheridan Correctional Center, located near the village of Sheridan, approximately 70 miles west of Chicago, was constructed in 1941 as a juvenile facility. It was converted in 1973 to an adult facility. At the end of FY1989, the center housed 986 inmates

The Sheridan Correctional Center continues to face the problems of an overburdened facility. Like the rest of the facilities in the department, the Sheridan Correctional Center's capacity of 750 has been exceeded to meet the demands for prison bed space over the last few years. While the growth at Sheridan has been in increments of 25 to 50 beds each, the end result in FY1989 was a medium security institution with an inmate population 31% larger than its capacity.

The brunt of the increase has been absorbed by seven of the newest buildings which were constructed prior to 1985 as single-celled 50 bed units. Those units in total

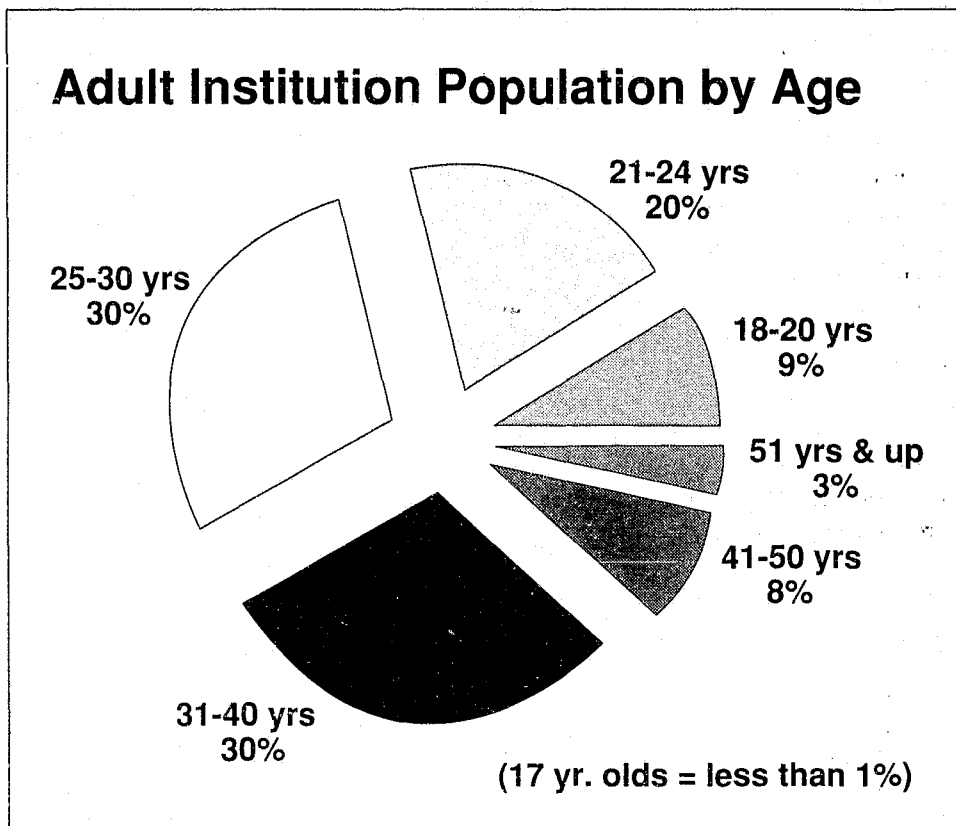


were designed to confine 350 inmates. At the end of FY1989, 560 inmates were housed in the same space. Obviously, in those units there is competition for dayroom space, shower time, storage space and privacy. The effort to ensure that those new units met American Correctional Association standards have now been compromised as a result of the increase in population.

Life outside the housing units has also been affected by the increase in population. Academic programs, which under normal circumstances would have provided six hours of programming per day per inmate, have been reduced to three hours.

One significant indicator of the effect of population density is that between July 1, 1988, and June 30, 1989, the center's population increased by 67. When comparing the total disciplinary actions taken during the fiscal year, what might have seemed to be a relatively small increase in population for the last year translated into 900 more disciplinary violations for the entire population. The increased number of disciplinary violations requires more staff time managing the disciplinary process.

Despite the crowding problems, the center continues to be a diverse institution with many activities that operate in a positive manner. Facility work crews continue picking up trash in conjunction with the Department of Transportation, serve numerous local facilities with park maintenance and provide grounds maintenance at the National Guard Armory in Marseilles.



A full spectrum of programming exists at the center beginning with Adult Basic Education through the GED program and the college academic program. Vocational classes including auto engine repair, basic auto service, small engine repair, auto body and fender repair, welding, commercial custodial, barbering, wheel alignment/muffler and suspension, meat cutting, landscape/horticulture, building maintenance and food service preparation are offered. In order to complement the academic and vocational training segment and work assignments at the center, a full contingent of leisure time services, counseling services, religious services and chemical dependency programming are available.

### Stateville Correctional Center

Opened: 1925  
 Capacity: 2,000  
 Maximum Security Males  
 Accredited January, 1988  
 FY1989 Average Daily Population: 2,100  
 Average Age of Inmates: 31  
 Average Yearly Cost Per Inmate: \$16,988

Stateville Correctional Center, an all male, maximum security facility located outside of Joliet, opened its doors in 1925. Within a 64-acre compound surrounded by a 33-foot concrete wall, Stateville administration and staff are responsible for the custody and control of an average daily population of 2,100 aggressive, street sophisticated offenders.

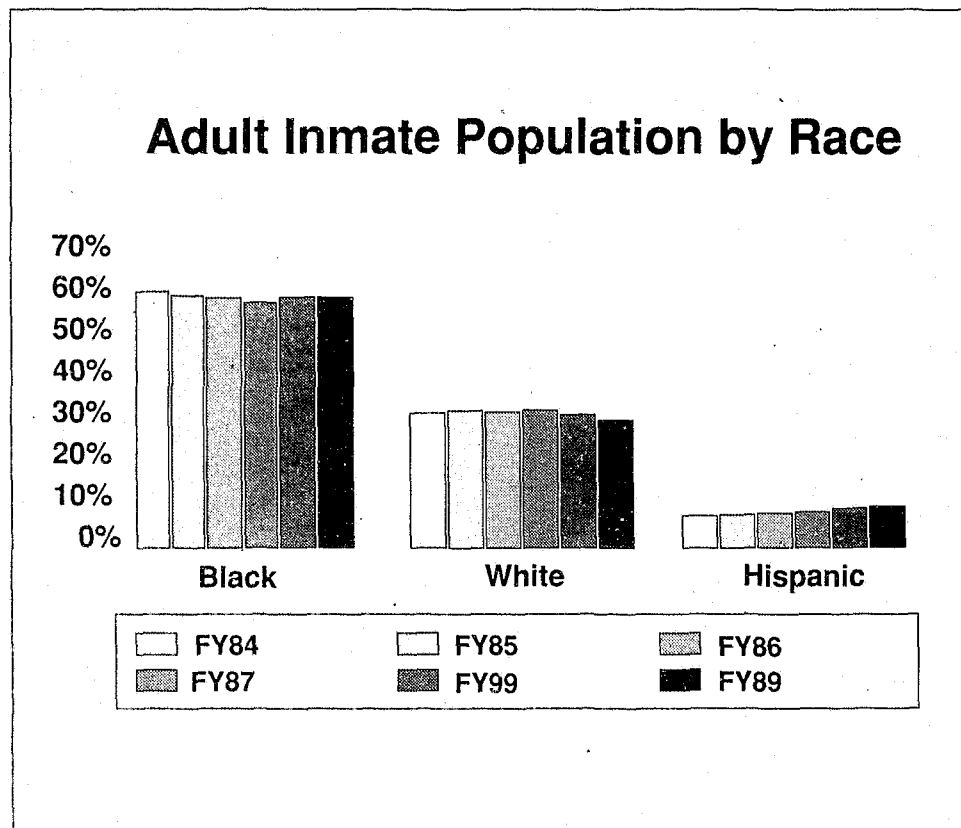
The facility has a continuing renovation program which has resulted in new handball courts at the new South Yard and Minimum Security Unit. In addition, a

new Jaycee commissary building was added to the South Yard and new security cameras were installed to minimize possible assaults on staff and inmates. New security bars were added to Cellhouse "B" West. In addition, the final phase of the JC/85 Energy Management System was brought on-line which controls temperatures in living units throughout the institution.

Stateville provides a unique challenge to corrections management, due to the diversity in architectural designs. Its historically renowned round cellhouse, a rectangular cellhouse known as the world's largest, the newer double-K designed buildings, and a unit with a dormitory room environment, allow for implementation of various housing philosophies in the area of general population, segregation placement and protective custody. It also provides an incentive for positive inmate behavior, by placing positively motivated inmates first into a dormitory setting and allowing for eventual placement outside the compound on the 200-man minimum security unit.

Unit X was opened in August, 1988, in order to help relieve crowding of protective custody inmates in Stateville's main protective custody unit. Unit X presently has a total capacity of 52 inmates, all of which are level four protective custody. The unit provides level four inmates a protective custody environment pending administrative review of their protective custody status. All programs entitled to protective custody are provided to Unit X inmates.

Stateville Correctional Industries includes a tailor shop, soap and furniture factory and agriculture. There are independent self-improvement programs directed by the chaplaincy, clinical services and mental health departments. Mental health provides both individual and group programs, available through registered psychologists and a licensed psychiatrist.



Clinical Services provides direct services to the inmate population, including day to day individual services and group counseling.

The Chaplaincy Department serves the entire population with routine services and a number of special events, including the Salvation Army Toy Lift, in-house retreats, musicals, and the Bill Glass Revival.

The Leisure Time Services Department coordinates a heavy schedule of athletic programs including tackle football and numerous cultural events. It also services an inmate Jaycee chapter.

A system of staggered scheduling has enabled Stateville to provide protective custody inmates with job opportunities and programs comparable to those available to general population inmates. Protective Custody inmates attend ABE, GED and college classes, and can apply

for positions in the garment shop, clothing room, laundry, cellhouse help, and inmate commissary.

Stateville offers numerous academic and vocational programs. The correctional center promotes adult literacy through a volunteer literacy program and by requiring inmates who demonstrate academic achievement below the sixth grade level to complete the Adult Basic Education Program. Approximately 145 inmates were enrolled in this program during FY1989.

Approximately 600 inmates participated in ABE and GED programs during the fiscal year and 250 were enrolled in college academic and vocational programs.

In July, 1988, the Budgetary Accounting and Reporting System (BARS) was implemented between the department and the center, which automated the purchasing, accounting and vouchering methods that were previously maintained via manual systems.

In March, 1989, the Illinois Procurement System (IPS) was expanded and brought on-line for the scheduled buying process of purchasing food, clothing, and cleaning supplies.

### Vandalia Correctional Center

Opened: 1921

Capacity: 750

Minimum Security Males

Reaccredited January, 1987

FY1989 Average Daily Population: 864

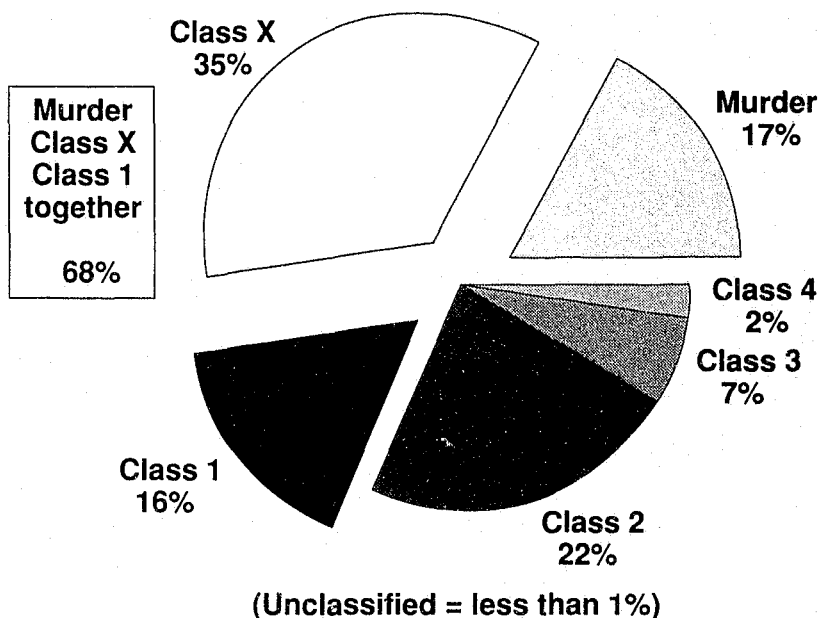
Average Age of Inmates: 31.2

Average Yearly Cost Per Inmate: \$15,356

The Vandalia Correctional Center, located 85 miles southeast of Springfield in central Illinois, was initially designed and operated as a large prison farm housing misdemeanants. It has been renovated and reprogrammed to house felons. There are approximately 900 minimum security inmates housed at the center.

The Correctional Industries operation continues to upgrade its program which includes slaughtering of livestock, maintenance of a dairy herd, and raising of crops, all of which contribute to a product line which includes beef, pork, polish sausage, lunch meats, corned beef, cartoned milk and assorted flavors of juices. An orchard has been added for future production of apples. These product line items are supplied to 15 other correctional centers.

### Adult Population by Class of Crime



The center also has a wide variety of educational and vocational programs offered through a contractual arrangement with Lake Land College. Vocational programs include welding, auto body, auto mechanics, building trades, small gas engines, and heating and air conditioning.

The Adult Basic Education (ABE) program was very effective during FY1989 as evidenced by the screening of 1,504 admissions with the TABE test which resulted in 395 men, 26.3% scoring below the sixth grade level. Six sections of ABE students are maintained constantly. There were 478 inmates served by the ABE program, with 205 students being tested after 45 or 90 instructional days were completed. Eighty-five students scored at the sixth grade level or above.

There are currently two educators assigned to the ABE program. During FY1989, 1,359 inmates participated in educational programs, with 126 earning GED certificates. Eighteen associate degrees were earned representing a 29% increase over FY1988.

The Vandalia Correctional Center's road camp remained closed during FY89 due to budgetary concerns.

## **Vienna Correctional Center**

Opened: 1965

Capacity: 835

Minimum Security Males

Reaccredited: August, 1988

FY1989 Average Daily Population: 810

Average Age of Inmates: 33

Average Yearly Cost Per Inmate: \$17,151

The Vienna Correctional Center, located in deep southern Illinois adjacent to the Shawnee National Forest, is considered to be one of the most innovative prisons in the nation.

Without fences or walls, the center depends on classification and program involvement to maintain control and order for its approximately 880 inmates in residence at the main campus.

During FY1989, the concentration on programs resulted in a number of outstanding statistics. There were 1,362 students served in educational programs. A total of 45 degrees in higher education were conferred. Another 162 inmates were awarded certificates in various vocational programs offered by the center in conjunction with Southeastern Illinois College. In several of the programs, students from surrounding communities participated in classes within the center. A total of 68 inmates were served in mandatory education classes.

The Vienna Correctional Center Fire Department also provides one source of fire protection for Johnson and Pope Counties. The service is manned by inmates that have completed a Fire Science Program and have passed the state licensing examination as certified firefighters.

In 1979, the Vienna Correctional Center was the first prison in the nation to be awarded accreditation status by the Commission on Accreditation for Corrections. It also was the first to be reaccredited in 1982, and has maintained this status through follow-up reaccreditation audits in 1985 and 1988.

An excellent example of center participation in community services is the Johnson County Ambulance Service cooperative agreement. The center provides qualified inmate emergency medical technicians to the ambulance service to supplement the services provided by civilian attendants and drivers. Selected inmates are screened and trained in emergency medical techniques at the prison and a local hospital.

Another unique community service exists in the supplying of IHSA licensed umpires to officiate the local Khoury League games each season. In 1988 and 1989, the inmate umpires were selected to officiate the State and National Khoury League competitions.

On March 16, 1989, the 150-man Hardin County Work Camp located in Cave-In-Rock was reopened. The camp provides a source of public service work for the surrounding area and communities.

## Community Services Division

The department's Community Services Division is responsible for the administration of all Community Correctional Centers, Community Supervision, or parole, and Interstate Compact Agreements with other states for parole supervision of releasees who come to Illinois from those states.

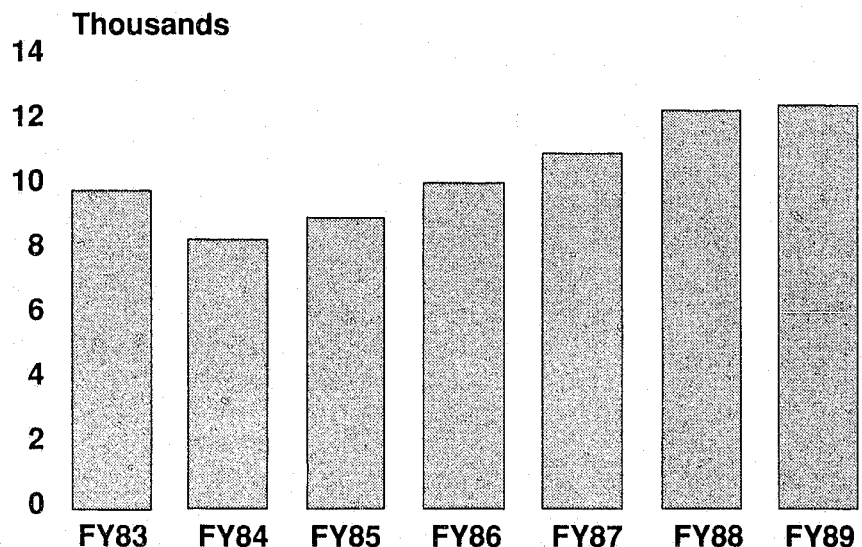
The budget cutbacks in FY1988 forced the department to close three contractual Community Correctional Centers for a total loss of 124 beds. However, expansions at the remaining centers allowed the department to recover 68 of the lost beds during FY1988. The result was an end-of-year capacity of 670 beds in the work release program for that fiscal year. This represented nearly 4% of the adult population. Capacity of the centers was increased to 840 beds during FY1989. This represented slightly more than 3.6% of the adult population.

The cost-per-resident in a community center in FY1989 was \$13,783. This represented a \$10 per-resident reduction from FY1988 costs. The cost-per-bed does not reflect the \$705,000 paid by the residents for their room and board expenses during the year.

The "work-release" concept behind the placement of inmates in Community Correctional Centers is important in creating a bridge for inmates making the transition from prison into free society. Imagine walking out of prison expecting to see things as they were before you went to prison 10 or 20 years ago. That is the prospect facing offenders. These inmates need job skill training, employment and community experience.

The problem facing the department is how to provide these opportunities without increasing the risk to public safety. This is accomplished by allowing the residents to participate in academic or vocational programs, work experience, or public service projects under the supervision of corrections administrators.

### Community Supervision Population



During FY1989, 95% of Community Correctional Center residents were either employed, attending school or engaged in a combination of educational and work programs. The cooperation of community agencies funded by state, federal and local authorities has assisted in providing quality help to residents. As a result of this effort, the number of residents employed at work release centers increased nearly 99% in the last seven years.

As long-term offenders begin to enter society, they must be prepared to take on the responsibilities of a citizen so they will not return to prison with a new sentence.

Providing safety to the public through effective community supervision, or parole, is another responsibility of the division. In FY1988, the layoff of 60% of the parole agents caused the average caseload to triple. It rose to 306 cases per agent, with some urban-area agents supervising more than 400 parolees each. In FY1987, the highest caseloads averaged no more than 150 parolees per agent. With additional agents rehired in FY1989, the peragent caseload dropped to 113. This lower level was an improvement. However, it remained at a level nearly twice the amount recommended by such groups as the American Correctional Association.

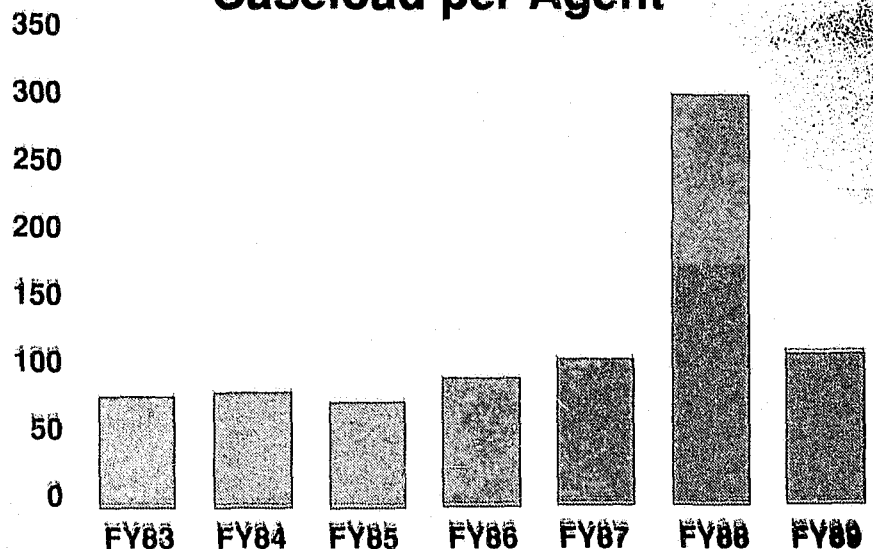
The typical caseload of a parole agent consists of releasees with any number of problems. These problems include releasees arrested while on parole for committing another crime, or suspicion of criminal behavior; those unemployed without skills sufficient to hold a job, or even look for one in some instances; releasees with alcohol or drug problems, those involved in gang-related criminal activities, those with no place to live and no money. Many parolees also are afflicted with mental health problems in need of treatment and monitoring.

During FY1989, an average of 12,737 releasees were supervised by the division. This represented an increase of more than 1,849 cases above FY1987 levels, and a 120% increase in the last 11 years.

The top priority of Community Supervision employees during FY1989 was to maintain a maximum supervision effort for those offenders most threatening to public safety. The parole agents focused their activities on closely monitoring the more than 1,100 assaultive sex offenders and other violence prone murder, Class X and Class 1 offenders. This type of offender now constitutes 37% of the parole population.

Quality employment assistance was also stressed during FY1989. Employment vendors under contract to the department are often relied on to assist parolees looking for jobs. These contractors are required to provide more services aimed at finding meaningful, career-oriented jobs and job training which emphasizes job retention rather than simple job procurement.

## Community Supervision Caseload per Agent



A general theme continuing to be emphasized by administrators in the Community Services Division during the fiscal year centered on risk control and case counseling. This shift reflects the division's emphasis on public safety by protecting people from the most dangerous releasees as much as fiscal resources allow.

## Crossroads Community Correctional Center

In August, 1983, Crossroads Community Correctional Center was opened by the Safer Foundation under a contractual agreement with the department. The population at that time was 60 adult male residents. The center occupied the fourth floor of the Sears YMCA. In October, 1984, renovation was completed on the fifth floor of the YMCA increasing the population to 90 residents. Safer is involved in negotiations to buy the Sears YMCA. This acquisition is expected to be completed in the very near future. During FY1990, the center will renovate the second floor of the building, increasing the resident population to 200.

With the expansion of the population, there was a rise in substance abuse clients. Plans were then made to computerize the program and secure a substance abuse counselor and training for staff.

In July, 1988, reconstruction began on the third floor for a 60-bed female center. The reconstruction was completed in September, 1988, and 33 women were transferred with an additional 77 in March of 1989.

Seventy-seven of these women were placed in the Social Adjustment and Rehabilitation Program (S.A.R.). The S.A.R. Program is a holistic program that encourages the women to assess their needs, identify problems and begin to access and explore solutions to solve them. The program supports and hopes to get each resident to elicit their own solutions, by teaching them to dissect and analyze their problems one step at a time.

Residents of Crossroads contribute financially to their families and to the state and federal governments through monies paid out in taxes. During FY1989, monies sent home to residents' dependents amounted to \$72,763. State and federal taxes paid by center residents was \$98,966.

Center residents are expected to participate in community projects. During FY1989, the residents gave of their time and talents to 59 community projects and organizations. Typical services included serving as orderlies, performing maintenance and clerical work, landscaping, serving meals to the homeless, and serving as nurses aide assistants at hospitals and nursing homes.

Residents' gross earnings for FY1989 totalled \$775,805. From that figure, residents took with them upon release \$123,888 in savings. The average savings per resident during FY1989 was \$878.64.

The staffing pattern was adjusted to service the expanded facility. Six resident counselors, one full-time job developer, one full-time substance abuse counselor, and 23 assistant shift supervisors were added to the staff. Center goals are to maintain a 90% activity rate with emphasis given to education. The center has an in-house G.E.D. program through Chicago City-Wide Colleges.

In May, 1989, Crossroads' first resident moved to the Electronic Detention Program. Crossroads is the primary site for parole agents to secure urinalysis specimens for inmates on the Electronic Detention Program.

Crossroads was accredited November 7, 1986, with 96.5% compliance. Application for reaccreditation has been submitted to ACA.

## Decatur Community Correctional Center

The community correctional center at Decatur is housed in a single-story, converted motel leased from a private owner. The center has been in continuous operation at this site since May 21, 1979. During FY1989, the center was expanded through construction of a new wing, built by the landlord to department specifications. The new wing houses an additional 28 residents in seven, four-man rooms with common restroom, laundry and recreational areas. This represents a 50% increase in the population from 54 to 80 male residents. The first residents to occupy the new wing arrived February 28, 1989. To accommodate these residents, the staff complement was increased by three full-time security positions.

The center is staffed with a chief administrative officer, an assistant supervisor, one secretary and one accountant. Two correctional counselors II provide intensive counseling, casework referral, and advocacy services. Job development and counseling is provided through an agreement with the Illinois Department of Employment Security. Supervision of residents is charged to correctional residence counselors I and II who staff the facility on a 24-hour basis, monitor resident movement, and have basic responsibility for all elements of security, safety, custody, and control. Correctional residence counselors II are designated shift managers and provide supervision to the correctional residence counselors I. Food service is provided by an independent contractor. Due to the small number of staff and the overall programmatic emphasis, there is a great deal of overlap between program, security, and administrative staff responsibilities.

Residents are not accepted in the program if there is reason to believe that they present a threat to the safety of members of the local community. Their behavior is

governed by statutory mandate, department rules, and center house rules. Serious and/or repeated rule violations result in a return to an adult correctional center. During calendar year 1988, 81 residents left the program: 53 (65%) were released to community supervision and 28 (35%) were returned to an adult prison for disciplinary reasons.

All residents are expected to participate in a minimum of 35 hours per week of constructive activity which may be employment, vocational training, education and/or public service. All of these placements are community-based. Decatur Community Correctional Center consistently has well over 90% employment and over 95% of the residents engaged in productive, full-time activity. Transportation to and from these assignments is generally the resident's responsibility. Ninety-two percent of those residents who were released to community supervision during calendar year 1988 were employed in jobs in which they could continue working.

Center programs stress the value of education and vocational training. Residents who do not have a high school education or its equivalent prior to their arrival at the center are required to attend school. During calendar year 1988, 75% of those residents who needed a high school education either completed their GED or were still enrolled in school at the time of their exit from the program.

Substance abuse treatment is available to all residents in need. Participation in such treatment is required of most residents with a history of substance abuse. During FY1989, alcohol treatment programs at the facility were strengthened and substance abuse counseling was provided on site for all residents required or volunteering to attend.

Many hours are donated each year to a number of community service projects. Most notably, residents provided trash pick-up throughout the operation of Decatur's highly successful summer festival, Decatur Celebration. Assistance was given to United Cerebral Palsy in swimming and bowling programs for clients. The center maintains an "Adopted Spot" to help with Decatur's Sparkle and Shine effort. Services were also provided to: Spitler Woods State Recreational Area, United Way, REACH Prison Ministry, the City of Decatur, the Boy's Club and several churches.

Each resident is responsible for some aspect of the cleanliness and maintenance of the center, including his own living quarters and a common area of the center.

The resident population is intentional, comprised of individuals from counties of the central geographic region of the state. While in residence, residents work toward re-establishing ties to people in the community through the provisions of short and extended authorized leaves from the center.

Planning began during FY1989 to utilize the technology for electronic monitoring of residents. This will allow selected residents to reside at home for up to six months under strict monitoring provisions. This program will assist with the department's efforts to solve space problems in a creative manner and maximize positive aspects of family contact while preserving public safety.

Residents are encouraged to financially assist their dependents, be financially self-sufficient, pay their debts, and save a percentage of their income. Employed residents are required to pay a prescribed maintenance fee equal to 20% of their net earnings. Weekly allowances are provided to residents from their individual trust fund for personal expenses. Counselors provide financial counseling to all residents.

During FY1989, total resident earnings were \$344,275. Their contributions to state and local economies can be seen as follows: \$72,900 for state, federal and social security taxes; \$64,907 as room and board payments to the state; \$13,147 for medical and dental payments; \$29,948 for aid to dependents; and \$143,414 for resident allowance and shopping funds.

The balance, \$75,398, was in savings, available for necessary expenses when residents left the program to re-establish themselves in the community. The amount expended toward family support was nearly double that expended during the preceding fiscal year; a function of both the increased earning power of the residents and the administration's concern for financial responsibility.

Recreational opportunities include: use of the yard for walking, jogging, volleyball, horseshoes and occasional team sports, weightlifting, table games, billiards, ping pong, television, and video movie presentations. Televisions and stereos are permitted in resident rooms.

The facility has maintained accredited status with the American Correctional Association since January 22, 1982. Re-accreditation was last achieved in January, 1988, with a compliance rating of 99.4%.



## Fox Valley Community Correctional Center

Fox Valley Community Correctional Center (FVCCC) is located on nearly nine acres of land in a building which originally served as a tuberculosis sanitarium.

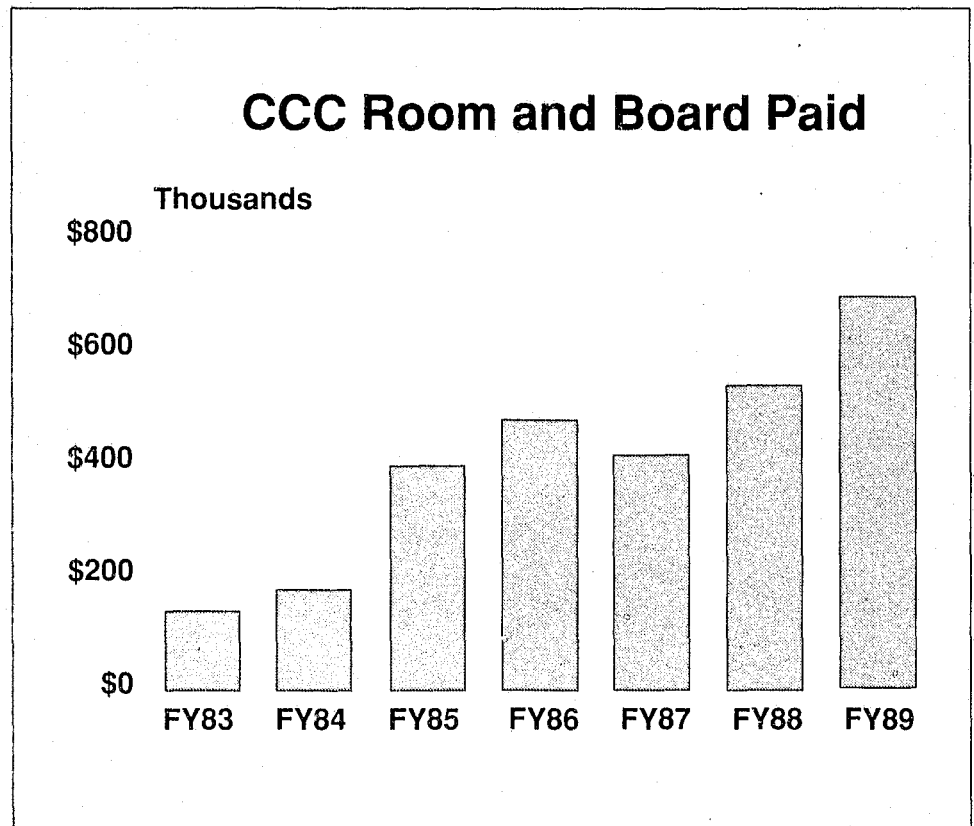
FVCCC provides a gradual, systematic reintroduction of offenders into full community life through a system of structured supervision in a community setting. Security staff are on duty around the clock to monitor resident movement and behavior and to enforce discipline.

The facility is centrally located in Aurora. With the availability of public transportation, travel is convenient for center residents to the area's commercial business and industrial centers. This central location provides easy access to area restaurants, shopping, employment, education, and recreation.

The resident population has a maximum limit of 100 men, with the population usually at the maximum level. The population includes those residents in pre-release status, permanent party status (residents who work only at the center) and Electronic Detention. Residents must seek full-time employment or attend school and be employed part time.

To avoid duplication of services, residents use resources that are already available in the community in securing employment, pursuing educational/vocational training, and special programs such as mental health counseling and alcohol/substance abuse counseling. In addition, the center seeks community volunteers to devote time and services to assist residents.

The center allows residents to maintain their own clothing, bedding, towels, toiletries, and other personal items. Personal belongings may be brought from home or purchased in the community.



When a resident arrives at Fox Valley, he is immediately assigned a correctional counselor. During orientation, the resident is restricted to the center for all purposes. As an integral part of the programming at FVCCC, residents are required to pay room and board. This is paid to the center based on the resident's income. After deduction of rent and payments to dependents, residents must save a portion of their income, but are provided a weekly allowance from their earnings.

Community Correctional Centers are cost-effective primarily because they rely on community resources and because residents must pay maintenance, taxes, and family support.

The residents paid \$140,599 in combined state and federal taxes in FY1989. Of the \$433,881 expended for personal expenses, the vast majority of these dollars were spent in the local community, resulting in a significant impact on the local economy.

During FY1989, 96 residents terminated the program. Of those residents, 59 (63%) successfully completed the program and were released to parole supervision.

Residents worked in many different employment or program situations, from skilled craftsmen to fast food workers, to chauffeurs, to college students. Residents are expected to be involved in at least 35 hours per-week of active programming. Programming would include employment or vocational training, as well as education. Combinations of employment and training/education are also acceptable.

Residents with a history of alcohol or drug abuse are required to attend counseling programs conducted by community agencies. The residents required to attend substance abuse counseling pay fees based on a sliding scale to help reimburse the department for maintaining service agreements with the agencies.

Residents without a GED are required to attend classes two nights a week. These classes are conducted by instructors at Waubensee Community College. Similarly, ABE classes are conducted for residents who need educational assistance. Educational programs are provided at no cost to the residents.

The focus for FY1990 will be to increase the population by adding Electronic Detention residents while maintaining the high standards established by the perfect FY1988 and FY1989 OPA audits.

### **Jessie "Ma" Houston Community Correctional Center**

Jessie "Ma" Houston was born in Blackman, Louisiana. She moved to Chicago in 1925. For five decades, she visited with and championed the rights of the incarcerated. She was like a "bridge over troubled waters" to inmates across the state. On January 5, 1979, "Ma" Houston died. Her loss evoked an outpouring of emotions from inmates throughout the state.

In her memory, a 30-bed community correctional center was opened on August 16, 1980. It was the only state operated community correctional center in Illinois for females until 1985 when an existing state operated community correctional center initiated a co-ed program. Today, the facility has expanded to 42 beds for females.

The program facilitates a resident's transition into a normal community life. Staff draw upon volunteers and community resources to assist residents in securing employment, pursuing vocational and educational training, locating mental health programs, substance abuse counseling, medical and dental services.

These activities also include the use of cultural, social and recreational resources in the community. Residents are closely monitored by staff to ensure their positive participation in program areas. Residents who fail to adhere to their individual program contract, or who become involved in serious incidents in the community, are returned to a correctional center.

All rooms are double occupancy. There are regularly scheduled visiting hours. Each resident has a daily house cleaning assignment as well as being responsible for her own personal living area.

As part of the resident financial program, residents are required to pay maintenance, establish a personal budget and participate in a mandatory savings plan. This program requirement has enabled several residents to leave on parole with a sound financial start.

During this fiscal year, residents saved approximately \$36,000. This reflects an average savings of \$336 per resident. Residents continue to pay household bills, provide monies for child care and purchase their own personal items as part of their budgetary process.

All of these factors help to create a more normal environment in which residents can test new skills, gradually adjust to family responsibilities and address problems of dependency. The time spent at "Ma" Houston is intended to increase the residents' community adjustment potential. They can make positive choices that will render them successful individuals as they return to their homes.

In order to facilitate a resident's transition into the community, "Ma" Houston maintains strong ties with several community resources. This helps the resident to establish contacts in their own communities, thus eliminating the need for closure, transferring to other agencies upon release, or having to seek resources a second time. At present, community outreach is focused in the following areas: substance abuse and family counseling, academic and vocational programs, and medical and dental services.

FY1990 holds a real challenge for the facility. The department has recently implemented an Electronic Detention Program which enables those residents who meet the criteria an opportunity to complete their sentences at home under electronic monitoring. It is anticipated that this particular program will be an asset to female offenders because it will enable them to be with their children and provide appropriate parental care.

### **Metro Community Correctional Center**

Metro Community Correctional Center (MCCC) is located at 2020 East Roosevelt Road, Chicago. MCCC provides a gradual, systematic reintroduction of offenders into community life through a system of structured supervision in a community setting. The average resident population in FY1989 was 53. Residents at MCCC are generally from the Chicago metropolitan area.

As residents of MCCC, offenders are expected to maintain at least 35 hours per week of program activity which includes employment, training, education and/or public service. Maintaining positive programming is extremely important in adjusting to the program and eventual return to the community.

MCCC houses residents in single and double occupancy rooms within four living areas. Recreational activities include: use of two ping pong tables, a pool table, an indoor gym, exercise equipment, two televisions and a video cassette recorder. Game tables and a variety of indoor board games are also available for resident use. Residents also may use personal televisions, radios and stereos in their rooms.

As an integral part of programming at MCCC, residents are required to pay maintenance to the center at a rate of 20% of their net income. After deducting maintenance and payments to dependents, residents are encouraged to save a portion of their income, but are provided a weekly allowance.

MCCC is an accredited facility, first being awarded accreditation by the Commission on Accreditation for Corrections on March 20, 1981. The center has continually maintained accredited status since its first accreditation.

In addition to outside community resources, MCCC hosts a variety of lifeskills programs. These programs include ABE-GED programs conducted by Chicago city colleges. They are preparatory programs for GED testing. Residents functioning below the first grade level are referred to the ABE program. Residents functioning between the fifth and tenth grade levels are referred to the GED program.

The Chicago Intervention Network Program sessions are primarily targeted toward addressing "gang" behavior. The program has other positive impacts concerning attitudinal and behavior development/change.

The Safer Foundation primarily serves as an employment referral resource for residents. The program also is designed to provide lifeskills support to residents in need of job readiness, interviewing,

grooming and counseling skills. During FY1989, the center also contracted a non-financial agreement with Parental Stress Services in Chicago.

MCCC programs are supported by a host of community volunteers, student interns from area colleges and universities, and a Citizens Advisory Council made up of community representatives from local business, education, law enforcement, social service and medical facilities. The Citizens Advisory Council contributed to making possible one of the center's proudest achievements during FY1989 -- the establishment of the "Metro-Chicago C.C.C. Sandra Gildersleeve-Freeman Law Library." The law library was named after the council's secretary who was instrumental in having over 2,000 law books donated to the center by Chicago State University.

MCCC staff and residents place high values on community affairs. Past involvement has included staff participation in the City of Chicago's Annual Community Clean Sweep Program.

### **Peoria Community Correctional Center**

FY1989 was the fourth year that Peoria Community Correctional Center housed and programmed both males and females. Peoria CCC has 34 male beds and 29 female beds. The center operated at or near this capacity throughout this fiscal year. The center vacated the ground floor for parole officers returning from layoff and adjustments were made in office and conference room space as the center compacted into the upper floors. The staff complement was 19 at the end of the fiscal year and the resident population was 63.

Peoria CCC ended the fiscal year with the August, 1986, American Correctional Association accreditation remaining current. A reaccreditation audit was conducted by representatives of the

A.C.A.'s Commission on Accreditation in June, 1989, and the center is awaiting the favorable results.

During FY1989, residents' gross earnings totalled \$407,308, with \$69,955 paid out in state and federal taxes. Room and board in the amount of \$49,763 was returned to the state. Residents paid financial aid to their families in the amount of \$16,378, with \$94,806 deposited in savings accounts and \$6,200 going toward loan repayments. Residents used \$127,378 in personal allowances.

Peoria CCC admitted 107 residents to the program during FY1989 while 106 left the program. Of the 64 residents who successfully completed the program, 57 were employed at the time of release. Residents being released to the Peoria area usually continued to work at the same employer after release. Approximately 65% of the jobs were obtained with assistance from the Illinois Department of Labor.

Seventy percent of the positive exits arrived at Peoria CCC with GED's or diplomas. Six more residents enrolled in Adult Basic Education classes and another eight enrolled in GED classes with one resident earning a GED certificate.

Lifeskills programming was made available to all residents. Those identified by staff as being in need of assistance on specific aspects of community living were given extra assistance.

The Title XX Contract with the Crittenton Care Foundation was renewed for FY1989. Eighteen residents participated in the in-center classes. Crittenton counselors found good participation and potential benefit to those involved.

Of the 64 residents who successfully completed the program, 20 (31%) participated in alcohol abuse programming. Of those who were revoked, 13 (37%) received alcohol abuse programming. The AA group in the center

continues to flourish. Attendance at AA meetings elsewhere in the community is also allowed on a case-by-case basis.

Pay scales rose slightly for residents in FY1989. Hotel and restaurant jobs still accounted for 43% of the jobs. Industrial jobs were the next highest at 23% with health care, clerical/sales, and others following.

Residents were active in the community as volunteers in addition to their employment and educational activities. Agencies that used the residents as volunteer labor included the Southside Mission and Nutrition Center. Residents assisted with setting up and tearing down the Jaycee's Halloween Haunted House Project. Residents assisted in stringing the lights for the Mayor's Tree Lighting Ceremony and gave assistance at the Carver Center in the Annual Christmas Food Distribution Program.

Volunteer labor assisted in cleaning and planting for the Garden Project at the Riverfront Park. This year, the center also contributed to the mayor's beautification efforts for the City of Peoria by landscaping the center lawn with flowerbeds and planting shrubs and flowers on the street corner near the center. Residents weeded, watered, and maintained these areas throughout the spring and summer. As in previous years, many residents assisted in setting up, operating, and tearing down at the Annual Riverfront Steamboat Days festivities. The interaction with residents and the community continues to bring benefit to both.

Considerable efforts were expended this fiscal year on the maintenance and improvement of the building and grounds. The exterior of the building was blasted and repainted with the assistance of Peoria County, the grounds were landscaped, and the interior was improved and maintained through the cooperation of Peoria County, staff and residents.

The center ended FY1989 shortly after its fourth birthday as a state-run facility. It is anticipated that Peoria CCC will expand its program to incorporate the Electronic Detention program.

The purpose of the center will continue to be designing and implementing a program that successfully integrates inmates back into the community through various programs, including but not exclusive to, counseling, education, and employment.

It is the goal of Peoria CCC to utilize electronic detention to enhance programs and its ability to monitor the success of resident's integration with the community. With effort and commitment, the Electronic Detention Program could substantially increase the center's capacity at nominal risk and cost, thus providing some relief to the increasing prison population in Illinois.

### **Joliet Community Correctional Center**

In 1968, the Joliet Community Correctional Center opened on the grounds of the minimum security unit at the Stateville Correctional Center. The center moved to the Saint Charles Pastoral Center, located at Route 53 and Airport Road in Romeoville. The Joliet CCC has a capacity of 92. However, with a system of extended leaves, the population often swells well above 100.

The goal of Joliet CCC is to provide a gradual, systematic reintegration of adult male offenders into community life through a system of structured supervision in the community.

Residents of Joliet CCC are encouraged to seek employment, attend educational programs or be involved in vocational training. Maintaining a full-time program schedule (at least 35 hours of participation per week) is essential in adjusting to the

center and the community. The facility has in-house educational programs (Adult Basic Education and G.E.D.), but encourages residents to use existing community resources such as Joliet Junior College, the Center for Adult Basic Education and Literacy and Lewis University.

Residents are expected to make maximum use of the educational, employment and training programs available to them to structure individualized re-entry programs with the assistance of their correctional counselor. The residents are also required to participate in substance abuse counseling based upon the resident's specific need.

The Joliet CCC is cost-effective due to several factors. Residents are required to pay room and board based on a sliding scale depending on the resident's income. A portion of the Public Aid payment received by an inmate's dependent is deducted from his earned income. Family support payments are taken out of an inmate's account to pay household bills and to provide support for dependent children. The residents purchase and maintain their clothing and bedding and must provide all personal items and toiletries. In addition, appropriate state and federal taxes are deducted from the residents' earnings.

The residents of Joliet CCC earned \$768,264 during FY1989 and paid \$136,491 in taxes. Room and board was paid to the State Comptroller in the amount of \$103,264. Another \$84,354 was paid out as aid to dependents and family support. Personal expenses in the amount of \$395,068 were allotted to residents.

The Trust Fund balance at the end of the year was \$75,166, and resident's savings accounts totalled \$30,356. Savings for released inmates totalled \$71,683.

The Joliet Community Correctional Center maintains accreditation with the American Correctional Association. The center was reaccredited for the third time on January 12, 1988.

Center residents occupy four-man rooms on two floors. Staff offices also are located on both floors. The center also contains a visiting room, recreation room, laundry room, kitchen and dining room.

The residents of Joliet CCC have the opportunity to participate in several community projects. The projects are primarily voluntary, but residents are required to complete a number of voluntary hours in order to be promoted in the level system.

Residents volunteered their time and energies to several community projects during FY1989. In the Help the Seniors project, residents provided lawn care during the summer and fall months and snow removal during the winter to area senior citizens. They also served in and cleaned up one of the soup kitchens operated by a group of churches in Joliet. Residents constructed and manned aid stations to assist participants of the Joliet Triathlon. Some residents also were involved in the construction and breakdown of bike racks and general cleanup at the end of the event.

A variety of duties are performed by residents for Catholic Charities including maintenance on the facility and sorting clothing donated by community residents. In addition, some qualified residents function as tutors for students at the Joliet Junior College.

The center plans to expand its involvement in community projects during the coming year. Staff involvement in community projects revolves around public information. Speaking engagements are routinely conducted at locations in the surrounding communities.

Projections for the next fiscal year are centered around filling all staff vacancies, reducing overtime and increasing the number of residents to complete the program. Staff and residents are also looking forward to participating in the new Electronic Detention Program in the coming fiscal year.

### **Southern Illinois Community Correctional Center**

The Southern Illinois Community Correctional Center (SICCC) in Carbondale has continued to maintain excellent relationships with law enforcement and social services agencies, community employers, Southern Illinois University, and other community groups for the mutual benefit of the center and the Carbondale community. The community has responded with tremendous support for the center. SICCC houses 60 residents and employs 19 staff.

During FY1989, center residents contributed to the local community in the form of public service projects. Center residents participated in seven Red Cross sponsored blood drives, assisting in the loading and unloading of supplies. On two occasions, center residents participated in Operation Snowbound, the removal of snow for Carbondale senior citizens unable to perform this job for themselves. On seven occasions during the year, center residents spoke to a group of problem young persons as part of a Touch of Nature Spectrum Wilderness program. A major project that occurred for the first time this past year was the set-up and removal of equipment for a community art festival at a local Carbondale park. Center staff and residents continued to participate in speaking engagements for college classes and hosted college student tours at the center.

Resident programming is supported by the use of volunteers and student interns, primarily from Southern Illinois Uni-

versity. The Jackson County Community Mental Health Center provides residents with counseling services outside of the center. A new program initiated this year through the Wabash Valley Community College provided federally funded vocational training classes for residents at the nearby St. Andrews Episcopal Church. Residents performed clean-up services at the church to offset the electricity costs associated with opening the church at night for classes.

The department maintains a contract with Jobs Ahead, Inc., to provide employment services to SICCC residents and local individuals who are on parole. The employment coordinator and staff work closely with SICCC staff and local employers to screen residents for employment and match them to employers' needs. The employment goals are to improve residents' job seeking skills, develop placement opportunities, and provide follow-up services to employed residents. Great emphasis was placed on participation in the Targeted Jobs Tax Credit Program (TJTC), which allows employers to deduct 40% of the first \$6,000 in wages on federal income taxes for the first year.

The center also works with the JTPA Service Delivery Area 25, which is administered by the Illinois Farmers Union. JTPA programs prepare eligible residents for entry into the labor force and offer job training to economically disadvantaged individuals and others who are in special need of training. The center supervisor represented SICCC at quarterly interagency meetings for the purpose of working effectively with Illinois Farmers Union staff.

SICCC and its advisory council assisted in efforts to locate a community correctional center in Fairview Heights. During September, 1988, the center and key advisory council and community leaders hosted a meeting with Fairview Heights officials to acquaint visitors with the

center program. In November, 1988, a video was produced to communicate this same type of information to communities who might be interested in community correctional center programs.

During FY1989, the center maintained and expanded its relationship with the community in terms of public service projects and speaking engagements. All of the activity was geared toward increasing programming opportunities for center residents. It is expected that FY1990 will reflect the greatest involvement ever of residents in employment, education, and training programs. As a reflection of the center's strong standing, the FY1989 Operation and Program Audit reflected zero findings of noncompliance.

### **Urbana Community Correctional Center**

During FY1989, the Urbana Community Correctional Center continued to focus on improving resident programming in the areas of employment and education. This was accomplished through the joint efforts of Parkland College, the Regional Office of Education, the Job Training Partnership Act, and Correctional Employment Service.

During FY1989, the center maintained compliance with the Commission on Accreditation for Corrections. The center's internal audit process has aided in ensuring guidelines are maintained.

Residents' gross earnings totalled \$740,922 during FY1989, with \$148,511 paid out in state and federal taxes. Room and board in the amount of \$114,823 was paid to the state. Family support was paid by residents in the amount of \$49,032 and the residents' total savings was \$170,149. This figure represents an average of \$2,353 saved in checking and savings combined at the time of an inmate's release.

The money received at the time of release represents an increase of \$464 per resident from calendar year 1988. During FY1989, the center released a resident who had saved a total of \$13,541. This represents the highest dollar amount in savings for a center resident since the program began in February, 1976. The resident earnings figure represents a significant increase from past fiscal years. The increase in earnings is indicative of the concerted effort to upgrade resident employment opportunities and to expand resident job sites.

During FY1989, the center took in 105 residents and released 72. All but one resident was employed at the time of release. There were 37 revocations from the program.

Employment statistics at the midpoint of FY1989 reflected 74 residents employed in the community. Of these 74 job sites, 56 placements had hourly wages of \$4 or more, and only 15 positions were in low-paying food service positions (busboy/dishwasher).

The hourly wage for residents is on the increase. This improvement has been accomplished through the hard work of Correctional Employment Service job developers, and the commitment to expand job sites to rural areas in Champaign County and the town of Rantoul. The focus is on upward movement, and matching a resident's skill level with an appropriate employer.

During FY1989, the center's GED program experienced difficulties in obtaining funding. The funding source (Job Training Partnership Act) discontinued funding the program in July, 1988. The Regional Office of Education was able to locate a different funding source in Parkland College, and the GED program re-opened in October, 1988. The GED class has once again become an integral part of the center.

The center uses community resources, such as the Right to Read Program in Champaign, for tutoring those residents participating in adult education and GED classes. The classes are attended by approximately 12-15 residents, with one afternoon and two evening sessions per week. Additionally, seven residents attended Parkland College on a full or part-time basis during FY1989.

Recreation took center stage during FY1989 when the resident basketball team finished in first place in the Champaign Park District's Capital Basketball League. The team finished 14 wins and 0 losses in league play, and was 19 for 1 for the entire season.

Center residents participated in numerous group outings which proved beneficial to the community. The residents participated in three car washes and raised \$402 for the Muscular Dystrophy Association, \$509 for the Champaign Boys Club and \$536 for the Developmental Services Center. Center residents also participated in a community clean-up project with Champaign Rotary West.

Public education was a focal point of center activity in FY1989. The message given to the public is one that provides information about the center's accomplishments and objectives. Public education is aimed at informing the community of what the center is trying to do and focuses on the center as a part of the community.

To enhance community awareness of the center and to provide positive relations with the community, staff gave presentations to area Rotary clubs, churches, college career days, Lions and Kiwanis clubs, and television and radio stations during FY1989. During the coming fiscal year, the center will strive to maintain the GED program, in cooperation with JTPA, the Regional Office of Education, and Parkland College; continue to develop and expand resident employment opportunities in Champaign, Urbana, Rantoul, and the rural areas of Champaign County; and achieve 100% compliance during the FY1990 re-accreditation audit.

## **Winnebago Community Correctional Center**

The Winnebago Community Correctional Center (WCCC) is located at 315 South Court Street, Rockford. During the past 11 years in this location, the impact of the program has continued to grow based on greater emphasis on the importance of community corrections.

Expansion of the facility became a high priority when the department needed more beds to address the burgeoning inmate population. WCCC was looked at for the second time in 11 years as an expansion site. The expansion was in two phases. The first was to accommodate the move of the Rockford Parole Office into WCCC. Two offices were provided for parole agents to supervise their clients. In August, 1988, work began on a 2,400 square foot addition to the facility to expand the resident population by 29, increasing the population to 71. This expansion resulted in a 69% increase in the center population.

Five staff were added to address the expansion of the resident population and to meet the requirements to protect society and to maintain custody and control of residents.

The residents deposited \$383,613 into a local bank during FY1989. Of the money deposited, \$67,429 was redeposited into the General Revenue Fund to reimburse the state for part of the cost of the residents' incarceration. In addition, \$77,921 was paid to dependents to reduce the burden on taxpayers for support. Residents also spent \$164,781 for their personal expenses in the community.

One program that has proven to be very successful is the Adult Basic Education Program. In this program, where residents can work toward a GED, their self-esteem and ability to get better paying jobs is enhanced.

Ninety percent of the residents have a problem with drug and/or alcohol abuse. These residents are required to attend counseling to address the problem. Staff administer drug and alcohol tests to assist the benefits of the counseling provided by PHASE Inc.; Al-Care; Narcotics Anonymous and Alcoholics Anonymous.

Residents are required to set goals and objectives for themselves with the assistance of their correctional counselors. One of their goals is to complete a volunteer project in the community.

## Juvenile Division

Juvenile Division of the Illinois Department of Corrections is responsible for providing secure custody, rehabilitative programs and aftercare services for youths committed by the courts. Services are provided either through direct delivery by division staff or through contractual agreements. The Juvenile Division cooperates with the Departments of Mental Health and Developmental Disabilities and Children and Family Services in serving youths.

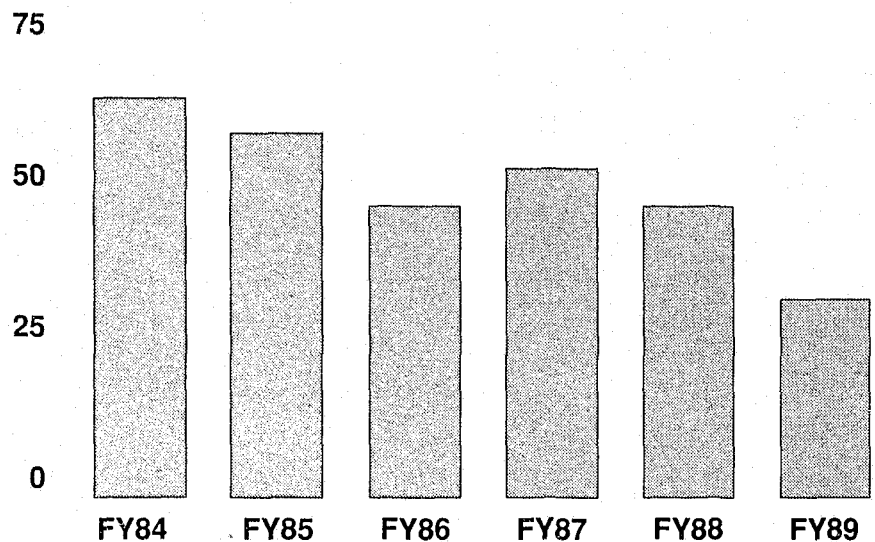
The Juvenile Division operates seven youth centers. Five of the centers are located in the Chicago suburban area. Another is located north of Alton, and the seventh is located at Harrisburg in southern Illinois.

During FY1989, the division provided services for 2,583 juveniles. There was an average daily population of 1,182 juveniles in residence and 1,149 juveniles under Field Services supervision. Another group of less than 125 juveniles were involved in Interstate Compact placements and special in-state placements, such as mental health facilities.

Several changes in juvenile laws in recent years have resulted in an increase in the number of incarcerated juvenile felons requiring increased attention to security and custody concerns, in addition to program and treatment activities. The statutory changes also contributed to increased average lengths of stay for juveniles under supervision.

More importantly, however, is the fact that the crimes committed by these youth are more serious in nature than in the past. In FY1989, more than 22% of the juvenile population were convicted of murder, Class X, or Class 1 offenses.

### Juvenile Felony Admissions



Special attention has been focused on the increasing mental health needs of the population. In FY1989, the department documented 59.8% of newly admitted juveniles who had prior mental health treatment or evaluations. Even more significant is the 83.3% of youths who were determined to need mental health counseling or special placement. An increase in contract hours for psychiatric services has been established to address this segment of the population.

Committed youths are received at the designated Juvenile Reception and Classification Center. During the reception process, youths are classified by an assignment coordinator who determines the best placement alternative for the youth. Upon assignment to an institution, a counselor develops and implements a program plan with each youth. When appropriate, the youth is presented to the Prisoner Review Board for recommended reintegration into the community under the supervision of Juvenile Field Services.

The Juvenile Division provides many institutional programs and services including orientation, academic/vocational programs, library services, social and psychological/psychiatric services, religious services, medical and mental health care, recreational and leisure time activities, and pre-release planning.



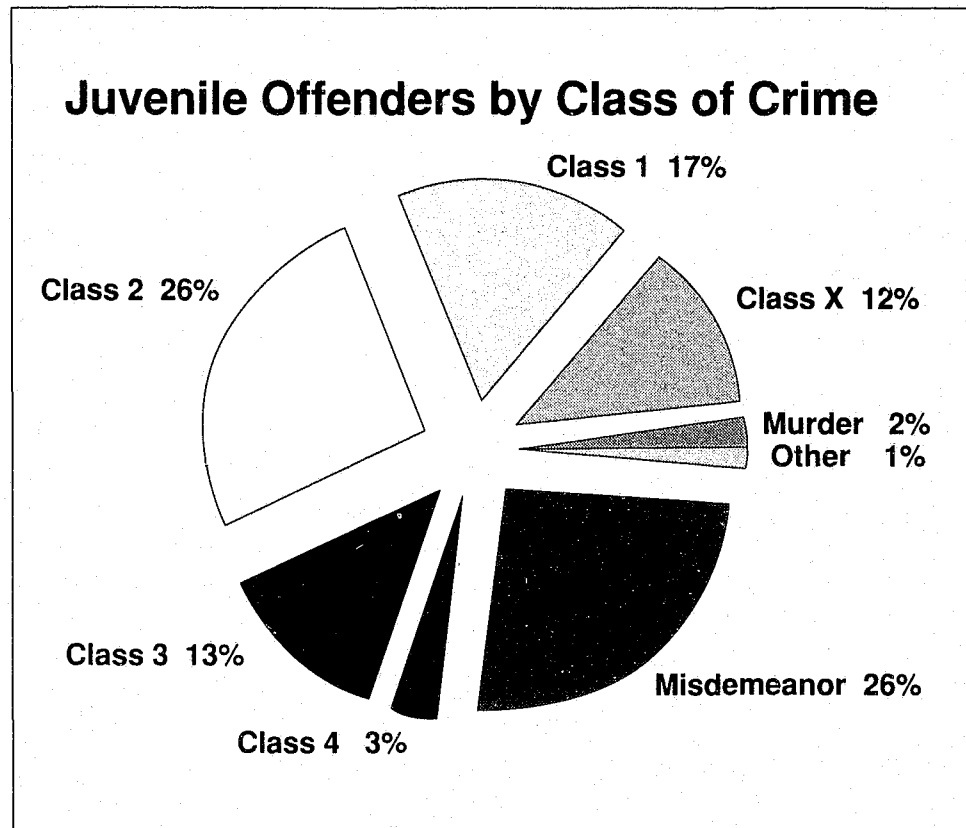
## Illinois Youth Center St. Charles

Opened: 1904  
Capacity: 349  
Medium Security Male Juveniles  
Reaccredited: January, 1988  
FY1989 Average Daily Population: 339  
Average Age of Juveniles: 16.4  
Average Annual Cost/Juvenile: \$33,127

During FY1989, staff of the Illinois Youth Center - St. Charles provided services to 1,751 youth. Nine-hundred seventy were youth newly committed to the department and 346 were returned parole violators. The remaining 435 were admitted for various reasons inclusive of reclassification, return from other facilities for medical issues or for court appearances. Reception Unit staff processed a total of 1,721 transfers to the department's seven residential youth centers and various courts throughout the state.

The most significant program enhancement during FY1989 was the move from the old infirmary to the facility's new Health Care Unit in April, 1989. The move to the new unit allowed the facility to upgrade its dental and medical equipment. There is now adequate space for the delivery of the dental, medical, and psychiatric services required by a facility of this size. In conjunction with the move and in an effort to facilitate continuity of care, an additional Nurse II position was established and filled on the 3-11 shift.

During FY1989, the effectiveness of the facility's program incentives and tracking systems were reviewed. As a result, the "Behavioral Action Ticket" program previously used was revised and expanded and a new level system was implemented to track the youths' performance in the program.



New incentives were developed for those youth showing program achievement. One of the major incentives is an Electronic Loan System in which youth that are demonstrating positive program achievement may use facility owned radios and T.V.'s in their rooms if they have none of their own, or no money to purchase them. Other incentives include an increase in the number of on grounds activities. In the academic/vocational area, over 30 youth were employed on grounds through the JTPA program offered by the Kane-DeKalb-Kendall Employment Program. These youth attended a special work preparatory class and received minimum wage for work done in the dietary, maintenance, and office areas of the facility.

Other program accomplishments include computerizing class scheduling, the implementation and subsequent expansion of an inter-departmental quality assurance program, remodeling of the day rooms in

the Special Treatment Unit, and the development and expansion of Student Council activities to include community service work and fund raising.

During FY1989, several improvements were made to the facility's physical plant. The newly constructed Medical and Confinement Unit was completed, inclusive of landscaping; demolition of Roosevelt Cottage was completed; the roof was replaced on the academic building; the second floor of Madison Cottage was partially renovated to provide additional office space; the dietary area was renovated to increase office space and facilitate a more efficient work flow; a new main water meter was installed at the powerhouse and asbestos was removed in the area; extensive cable work was done to ensure the availability of the Offender Tracking System for the reception process; and electronic strikes and new locks were completed improving security at the Main Gate and in the academic area.

The confinement section of the new Medical/Confinement Unit has increased the facility's confinement capacity from 16 to 20 rooms. The actual size is 70 square feet, meeting both ACA and departmental standards. The new unit also complies with established fire codes.

## **Illinois Youth Center Warrenville**

Opened: 1964

Capacity: 108

Multi-Range Security Coed

Reaccredited August, 1988

FY1989 Average Daily Population: 101

Average Daily Population in Reception: 7

Average Age of Juveniles: 16.0

Average Annual Cost/Juvenile: \$31,199

The Illinois Youth Center-Warrenville is located approximately 35 miles west of Chicago. It is the Juvenile Division's only Reception and Assessment facility for female juveniles and the only residential program facility for females. It is also the only coed juvenile facility.

The current facility was constructed by a major oil company and donated to the state with legislative authorization in 1973. It had formerly existed as a World War II defense installation before being acquired by the oil company for a research center. The oil company employees continue to serve as a major volunteer donor group to the center's Resident Benefit Fund.

During FY1989, several physical plant improvements were made including the installation of plumbing facilities in individual rooms in two of the older cottages, allowing youth free access to toilet facilities during the night hours. Equipment in the dietary area has been upgraded to allow more efficient food preparation. Interior painting also has been completed in two of the four living units.

The courtyard area of the Administration Building has been redesigned and renovated by the Vocational Workshop Class to provide picnic area for youth cookouts.

Significant program changes included expanded volunteer programs, educational advocate and internship programs, as well as enhanced public relations. Volunteers provided a volunteer visitation program, Bible classes, a reading skills program, a tutoring program, and an Alcoholics Anonymous program during FY1989.

A variety of internship programs are available at the facility. Students from under-graduate, graduate, and doctoral level programs from several colleges and universities have been involved in structured internships this year.

Academic program highlights included 11 youth receiving GED certificates, 26 youth being awarded eighth grade diplomas, 10 youth receiving high school diplomas, 19 youth being awarded Safety and Sanitation Certificates, eight youth completing a parenting/prenatal care class, and two youth receiving college credit from the College of DuPage for successfully completing a post high school English composition course. Substance abuse counseling, both group and individual, is delivered to approximately 40% of the resident population on a weekly basis.

During FY1989, two segments on the Juvenile Division and on the program at IYC-Warrenville were produced and aired by a local cable television network. The programs dealt with issues faced by the department in programming for juvenile offenders, discussions with various staff of the facility on issues impacting on their particular work with youth, and discussions with youth about what programs they were involved in at the facility.

In January, 1989, a research project was begun with the facility's female youth, under the auspices of the Illinois State Psychiatric Institute in Chicago. The intent of this study is to better understand the backgrounds, histories, and needs of female juvenile offenders and to assist in a better program design to meet the needs of this population. Of note was the continuing increase in numbers of female juveniles resulting in the highest average daily population ever for females.

The Tri-Agency Residential Services (TARS) program is a special mental health treatment program which has been significantly expanded in scope to include the delivery of treatment services to approximately 70% to 80 % of the youth in residence. The program is a joint effort with the Departments of Corrections, Children and Family Services, and Mental Health and Developmental Disabilities to provide special mental health services to youths requiring intensive treatment.

A highly successful reaccreditation audit of the facility was conducted in May, 1988, by the American Correctional Association, with reaccreditation being awarded to the facility in August. When first accredited in 1982, IYC-Warrenville became the first juvenile co-educational facility in the nation to be accredited.

## **Illinois Youth Center Kankakee**

Opened: 1960

Capacity: 60

Minimum Security Male Juveniles  
Reaccredited August, 1989

FY1989 Average Daily Population: 55

Average Age of Juveniles: 16.9

Average Annual Cost/Juvenile: \$29,150

The Illinois Youth Center-Kankakee is located approximately 60 miles south of Chicago, adjacent to the Kankakee River State Park on the banks of the Kankakee River. It began as a Forestry Camp in

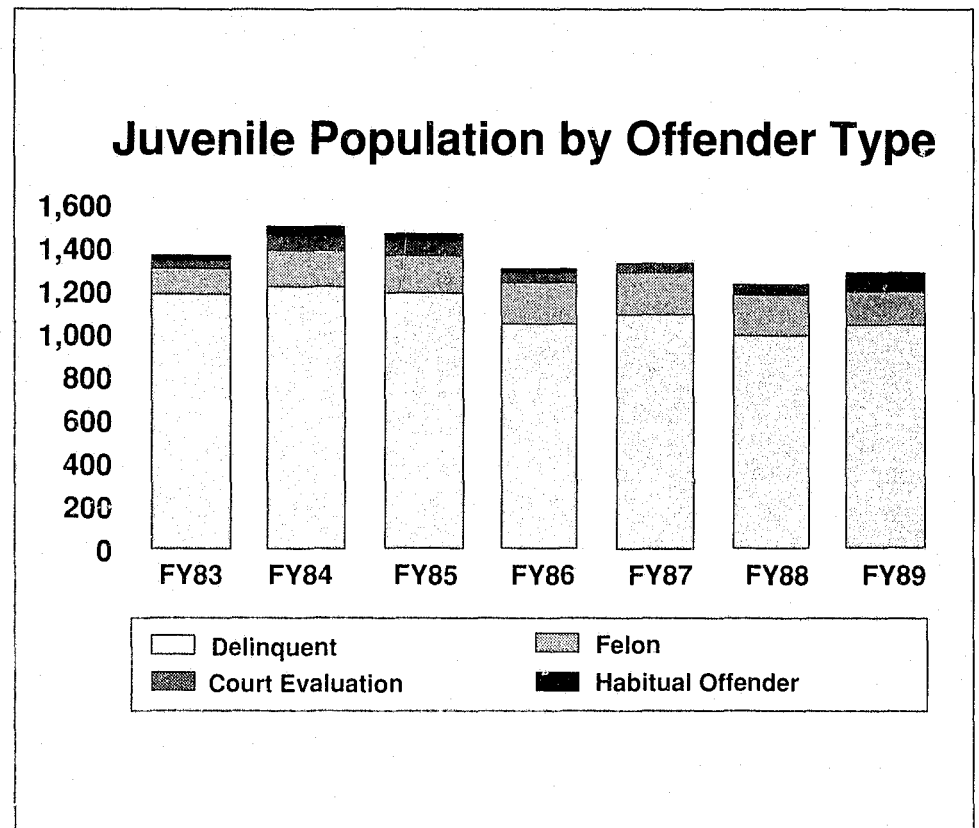
October, 1960. It currently is a minimum security facility devoted to programming older, low-security risk juveniles. The average length of stay is five months.

Physical plant improvements in FY1989 included construction of a gymnasium, total remodeling of the teen center, main parking lot surfacing and installation of new doors for every cell.

The academic area implemented the goal of establishing new curriculum with subject matter being consumer economics, community resources, job knowledge, government and law, computation, health, communication skills, social development, responsibility skills and building maintenance. A mini-workshop was offered to students in cooperation with the Kankakee County Training Center. This program allows facility youth to work in a sheltered workshop experience on grounds.

The Summer Youth Employment Program was again offered to selected students. Nearly 60% of the student population were able to make minimum wages for participation in this Will County Private Industry (Job Training Partnership Act) Program with funding amounting to over \$60,000 for students. A \$9,400 grant for the ISBE (DAVTE) entitled "Motivation for Successful Employment" was offered to the entire educational department and 20 youth. This project addressed the need for providing specific motivational training to confined youth.

The motivational training of vocational students, reinforced by staff on a daily basis, sought to provide linkages for students between school and work. The impact of the program has provided stronger linkages between educational programs and employment opportunities in the free community. Several students were programmed daily in off-campus sites with Burger King, Chicago Dough, Jewel Foods, Taco Bell, Taco Johns, Wendy's and the Vegetable Farm.



The results of Chapter I pre/post testing indicated an average reading level of 1.35 grade levels gained and an individual high gain of 4.40 grade levels reading improvement. Twenty-five students received their GED certificates and four youth passed the military exam. The Kankakee River City News publication was issued six times and a monthly "Birthday Club" for students was initiated by the center librarian.

The programmatic and academic area is gearing to incorporation of a transitional program. The goal of the program is to provide life and job skills in order to assist the youth toward successful reintegration into the community. It is believed that if a youth is trained appropriately, has work experience, has been able to earn a sufficient amount of money to assist him or her once placed, and has a secure job placement once released, the chances for a successful reintegration into the community are greatly enhanced.

The volunteer services program at the facility continues to be a highlight. The entire religious program has continued to be staffed by volunteers. Volunteers also serve as clerks, maintenance help, tutors, and drug counselors. A continued special relationship with Olivet Nazarene University, City of Kankakee Senior Citizens Program and the Duane Dean Recovery Center has provided a number of skilled volunteers in several areas that complement the center's programs.

### Illinois Youth Center Joliet

Opened: 1959  
Capacity: 180  
High Security Male Juveniles  
Reaccredited August, 1989  
FY1989 Average Daily Population: 172  
Average Age of Juveniles: 17.5  
Average Annual Cost /Juvenile: \$39,643

The Illinois Youth Center-Joliet was

originally the Will County Old Folks Home located on the southwestern edge of Joliet. In 1957, the property was transferred to State control, renovated and opened as a Reception and Diagnostic Center for juveniles committed to the parent agency which at that time was the Illinois Youth Commission.

Following the reorganization of State delinquency programs under the Juvenile Division of the Department of Corrections, the reception functions were transferred to IYC-St. Charles. The center's mission was changed to become the facility designated to accommodate those juveniles in need of secure long-term programming, treatment and incarceration.

In 1977, a special program, the Intensive Reintegration Unit (IRU), was added to the center. The IRU provides 32 secure bedspaces for the Juvenile Division's high-risk youth with mental health needs. The remaining 148 beds are distributed among four large residential units.

A review of the profile of youths housed at the center indicates two broad categories: difficult to manage, high-risk youth committed as juvenile delinquents under the provisions of the Juvenile Court Act, and youth committed as juvenile felons by the criminal court system of the state. The former are indeterminate commitments for the purpose of treatment and rehabilitation. The latter are commitments for custody and service of sentence in accordance with statutory provisions.

It should be noted that recent changes in juvenile law have resulted in a dramatic increase in the number of committed juvenile felons. Two-thirds of the general program beds are occupied by sentenced felons, many with lengthy sentences that will result in their eventual transfer to the Adult Division. The sentenced felon population continues to increase in numbers and seriousness as a result of legislation enacted in 1978.

Educational programming at the center includes remedial, secondary, and college-level education in conjunction with the department's school district and Lewis University. Library services, vocational and work training programs are also offered along with guidance, diagnostic and evaluation services related to a special education program.

The number of youths attending remedial instruction in FY1989 was 196. Pre-GED participants numbered 23 and GED, 29, (12 GED certificates were awarded, as well as eight high school diplomas). Youths enrolled in student industries numbered 15, and vocational education 206. The number of youths served by college programs in FY1989 was 51. Three youths from the facility received associate degrees in applied science.

Renovation of one of the center's dormitories (previously the school facilities) is almost complete. This will provide 48 additional beds which will raise the institution's maximum security capacity to 212. The requirement for additional bedspace is necessary to accommodate the increasing percentage of high-risk juvenile felons and delinquents committed to the Juvenile Division.

Construction of a 30,000 square foot academic/vocational building was completed in FY1989. This makes possible the expansion of college level programming, and permits additional student industry options to be accommodated in a safe and secure environment. Expanded recreation facilities, enhanced drug treatment, and group therapy programming characterize program enhancements.

This fiscal year the institution stores operations will be moved to the area formerly occupied by vocational services; records and counseling offices will be relocated to the area formerly occupied by stores; the gymnasium will be renovated; and intercoms will be installed.

These facilities will address the immediate need for more adequate program space, provide additional high security beds to meet future requirements, permit relocation of stores to a more efficient and secure area, and permit additional student industry options.

## **Illinois Youth Center Harrisburg**

Opened: 1983

Capacity: 200

Medium Security Male Juveniles  
Reaccredited: August, 1988

FY1989 Average Daily Population: 221

Average Age of Juveniles: 16.8

Average Annual Cost/Juvenile: \$28,078

The Illinois Youth Center-Harrisburg is located in southeastern Illinois approximately 45 miles east of Carbondale in Harrisburg. Significant educational opportunities are easily available for both staff and youth through Southern Illinois University in Carbondale and Southeastern Illinois College in Harrisburg.

The center, initially constructed as a childrens' mental health residential facility, was converted to the juvenile correctional facility in July, 1982. Renovation has converted two dormitory-style residential buildings into eight living units, each having 25 single rooms for youth. Since its conversion, a gymnasium, mechanical and horticulture building have been constructed, as well as several projects to allow for expanded program opportunities for youth at the center.

The Health Care and Clinical Services Units have been completely renovated. One remaining residential building is currently being renovated to add 80 more beds to the facility. The plans for these beds include 19 beds for a Southern Reception and Diagnostic Center, a 19-bed intake/orientation unit and 42 general population beds. It is anticipated that these beds will be operational by June 30, 1990.

Juveniles placed at the facility generally represent older, more sophisticated youth, many from downstate jurisdictions. Nursing services are provided seven days each week and comprehensive medical/dental services are available. Mental health services are provided through three full-time mental health professionals with the contractual services of a registered psychologist and a psychiatrist. During FY1989, significant population influxes, with as many as 249 youths in the daily population, have raised the number of youth with special mental health needs to an all time high of 115. The above resources have not been sufficient to adequately deal with these special-needs youth.

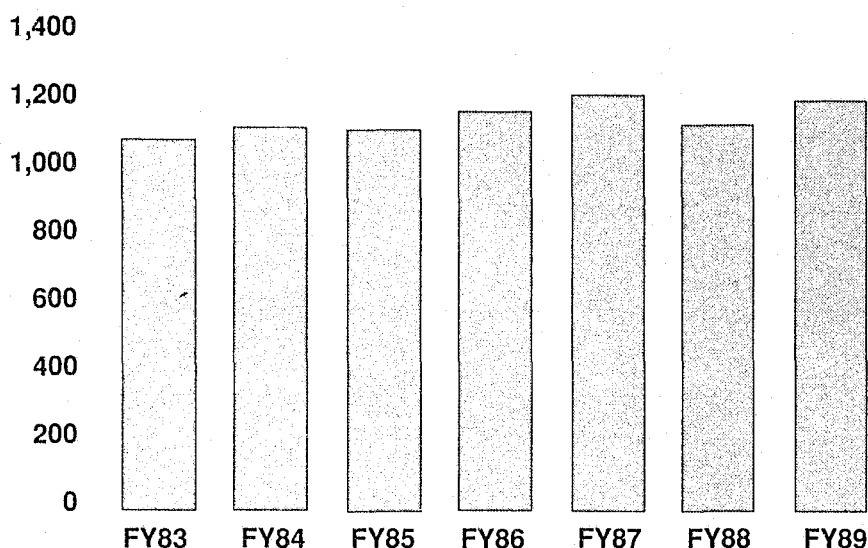
A complete academic facility is complemented by an offering of several vocational classes in cooperation with Southeastern Illinois College. Academic and vocational schooling continues to be the backbone of IYC-Harrisburg programming. With the above-mentioned influxes of population, alternate school programming is being explored. During the coming year, innovative scheduling will be needed to meet the goal of providing educational programs for all youth. During FY1990, the center will continue to plan for Correctional Industries programs.

### **Illinois Youth Center Pere Marquette**

Opened: 1963  
Capacity: 80  
Minimum Security Male Juveniles  
Reaccredited August, 1989  
FY1989 Average Daily Population: 65  
Average Age of Juveniles: 15.6  
Average Yearly Cost/Juvenile: \$29,100

The Illinois Youth Center-Pere Marquette is located 50 miles north of St. Louis, Missouri, along the banks of the Illinois River near its confluence with the Mississippi River. The youth center was reaccredited in 1986 and 1989 by ACA.

## **Juvenile Institution Population**



This center is designated for youth with minimal behavior problems and classified as low security risks. The program includes psychological and substance abuse counseling and other areas of treatment.

The facility maintains a unique association with nearby Principia College and McKendree College, whose students tutor and counsel facility youth on a voluntary basis. The facility has added to its significant volunteer corps and continues to seek additional individuals and groups.

Programming emphasizes a "fast track" academic thrust designed to help the youths continue their education while in the Juvenile Division. This is a primary emphasis area in that the average length of stay at IYC-Pere Marquette is approximately seven months. A levels system has been added to further reinforce positive behavior.

### **Illinois Youth Center Valley View**

Opened: 1966  
Capacity: 228  
Minimum Security Male Juveniles  
Reaccredited January, 1989  
FY1989 Average Daily Population: 229  
Average Age of Juveniles: 16  
Average Annual Cost/Juvenile: \$24,483

The Illinois Youth Center-Valley View is located immediately north of suburban St. Charles, approximately 40 miles west of Chicago. It is a minimum security facility with academic and vocational programs. Positive behavior is the key of the behavioral treatment program and is rewarded by youths receiving extra privileges within the context of a level/status system.

Physical plant modifications during FY1989 included extensive remodeling and renovation of the kitchen area and

installation of return air systems in six living units to enable air circulation for improved heating and cooling.

Other major security adjustments made via Capital Development Board funding were the construction of an interior perimeter fence and the replacement of doors and locking hardware in one and one-half living units.

Program areas continue to make significant gains. Health care and dental services were improved significantly. Special and ongoing projects such as Health Awareness Day, Career Day, and the Student Involvement Council experienced their most successful accomplishments in FY1989. Volunteer services and overall leisure time activities attained program expansion. Religious programs were bolstered by the Good News Mission's prison ministry rendering a full-time volunteer chaplain to the facility. Also, the TREC follow-up, Bible Study, and religious activities were beneficial to the entire population. In addition, volunteer programs have been expanded to include an arts and crafts class.

The annual Martha Trout Olympic Day and the Bill Pomatto Track and Field Day represent facility-wide involvement in the memory and salute of former personnel that dedicated themselves to a career of serving youth. Once again, these well organized events were quite a success for the population and the Leisure Time Activities Department.

The academic program at IYC-Valley View is the only juvenile facility to have a Driver's Education Program. An average of 45 youth a year attain valid Illinois driver's licenses. This element of the youth's institutional stay increases employability prospects upon release. In addition, the vocational programs have been expanded to include a building maintenance program and an auto mechanics program that is partially sponsored by the Shell Oil Company.

Graphic arts and building trades classes have been expanded so that more youths may take advantage of these programs. Academically, the school program has had a 100% success rate with its G.E.D. constitution program. Also, the Chapter I match program has been converted to an individualized computer teaching system. The youth continue to benefit year round through their participation in the off-campus vocational opportunities provided by the DuPage Area Educational Occupation System.

Approximately 30 youths, at any given time, are involved in specialized job training with individual staff at the facility. The training involves performing tasks which are operationally necessary and offer real preparation for future job acquisition. This program provides the youth with both classroom and hands-on training as well as offering monetary compensation for work.

Clinical Services support for the youths includes a full counseling staff who establish goals with the youths and assist with specialized problem areas. During this fiscal year, staff have been added to provide individualized mental health counseling for those youth who require this intensive care. In addition, the counseling staff have designed a contractual system which will allow the youth to benefit from positive reinforcement by a reduction in the length of incarceration and meeting individualized objectives.

All youths meet with a staffing team on a monthly basis to discuss progress toward meeting individual objectives. These teams are comprised of a mental health professional, counseling, educational, and security personnel. Services from this team approach include ongoing communication with the field services component and the youth's family, when feasible. This impacts significantly on the potential for the youth's successful reintegration into the community.

## Juvenile Field Services

Reaccredited January, 1989

Average Daily Population: 1,149

Average Age of Juveniles: 17.6

Average Yearly Cost Per Juvenile: \$2,366

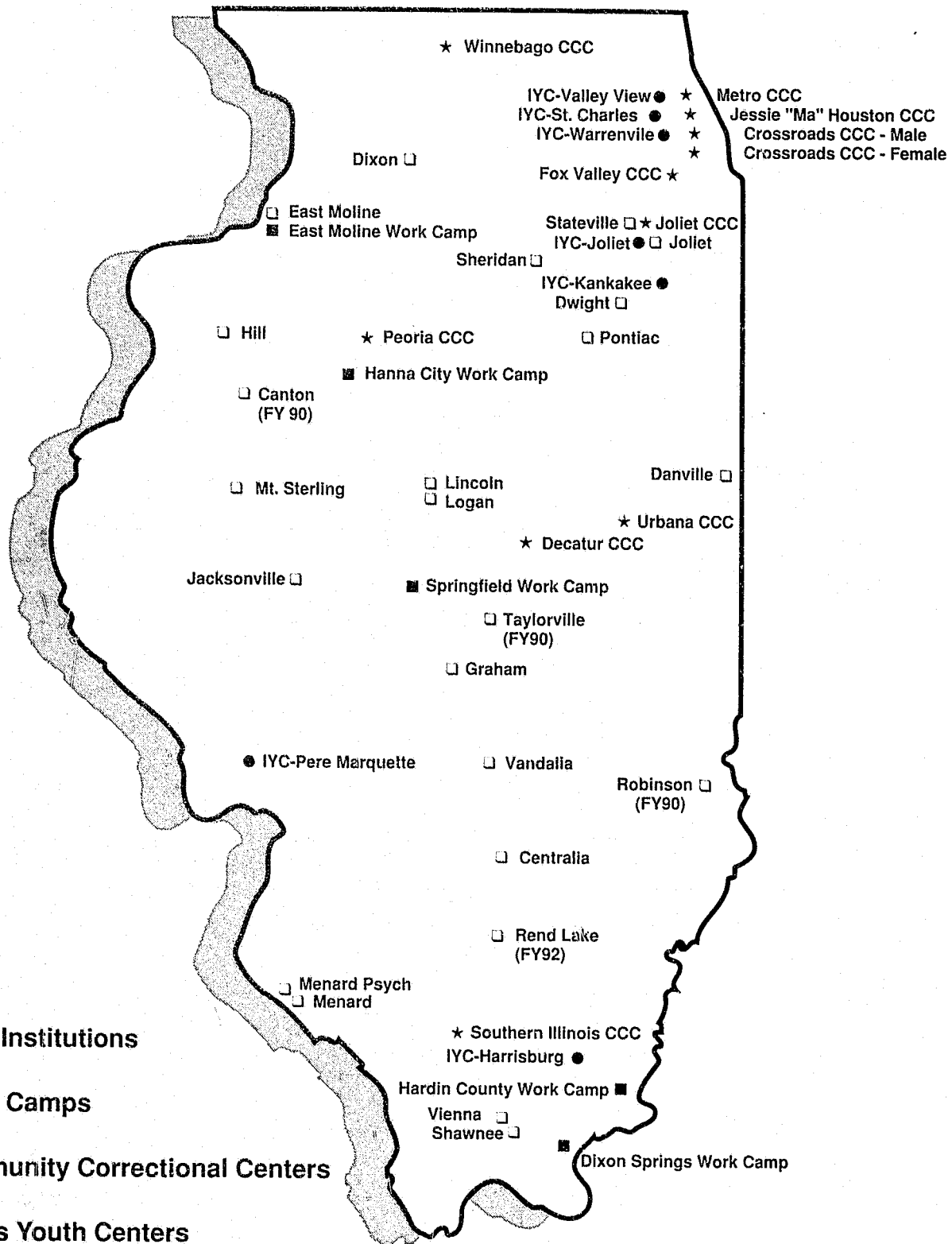
Juvenile Field Services is a statewide unit of the Juvenile Division. It provides parole services for the juveniles committed and placed in residential youth centers. It also provides supervision for the juveniles from out-of-state who may be placed in Illinois in accordance with Interstate Compact agreements. The service model is described as a reintegration approach in which the Correctional Parole Agent attempts to assist the youth in interacting with judges, state's attorneys, police, school personnel, employers, social agencies, parents, foster parents, and others.

Attempts are made by the Correctional Parole Agent to continue the program efforts initiated in the youth center for the juvenile. Following commitment, a counselor provides a social history of the juvenile to the institution and makes periodic visits to the institution. The social history requires a visit to the home of the juvenile and contact with other significant persons in his or her background.

At the time of parole, determined by the institution and the Prisoner Review Board, the agent selects a suitable residential setting for the juvenile which may or may not be the parental home. When a youth is unable to return to the parent/guardian upon release, an alternative community placement is secured.

In those cases where a juvenile becomes involved in illegal behavior, the agent assists in the apprehension and transportation of the juvenile to the appropriate detention facility for later review by the Prisoner Review Board.

# Facilities map



# Fiscal Year 1989

## Actual Expenditures

Facility/Institution	Personal Services	Retirement	Social Security	Contractual	Travel	Commodities	Printing	Equipment	Telecomm.	Operation Auto Equipment	SMIC	Travel & Allowance	Tri-Agency
General Office	11,621.8	491.3	792.5	3,445.6	602.9	296.6	94.7	98.4	1,506.0	229.3			
School District	8,354.7	365.3	218.8	5,731.4	62.5	402.0	46.7	110.3	34.8	11.3	46.5		
Comm. Corr. Centers	5,268.2	232.1	319.8	3,211.2	27.8	599.1	14.4	132.7	76.2	116.8	58.2		
Comm. Services	3,364.8	143.4	223.4	181.8	193.0	39.5	25.7	54.7	200.4	36.8			
<b>Sub-Total</b>	<b>8,633.0</b>	<b>375.5</b>	<b>603.2</b>	<b>3,393.0</b>	<b>220.8</b>	<b>638.6</b>	<b>40.1</b>	<b>187.4</b>	<b>276.6</b>	<b>153.6</b>	<b>58.2</b>	<b>0.0</b>	<b>0.0</b>
IYC-Harrisburg	4,438.5	197.4	303.1	687.3	8.4	359.0	11.9	62.8	51.1	24.4	54.7	7.6	
IYC-Joliet	4,969.2	216.7	345.5	760.3	6.5	350.9	7.0	56.3	28.5	28.5	48.8	0.4	
IYC-Kankakee	1,069.2	46.3	75.2	219.8	3.0	107.0	3.0	29.2	16.1	15.1	18.4	1.0	
IYC-Pere Marquette	1,286.5	56.0	86.7	230.1	4.8	150.7	3.7	19.2	18.2	12.3	21.5	1.8	
IYC-St. Charles	8,130.4	340.2	568.5	1,219.5	22.7	583.0	13.9	114.9	86.2	82.4	66.7	1.7	
IYC-Valley View	4,147.2	174.1	289.7	460.1	7.8	358.3	7.9	29.0	56.8	57.1	17.6	0.9	
IYC-Warrenville	2,088.7	92.2	144.7	505.1	3.4	217.0	4.8	27.0	19.0	22.5	26.0	0.7	267.4
Juv. Field Services	1,491.0	69.9	84.3	852.6	103.7	15.4	2.6	23.3	56.9	13.1		5.4	
<b>Sub-Total</b>	<b>27,620.7</b>	<b>1,192.8</b>	<b>1,897.7</b>	<b>4,934.8</b>	<b>160.3</b>	<b>2,140.3</b>	<b>54.8</b>	<b>361.7</b>	<b>332.8</b>	<b>255.4</b>	<b>253.7</b>	<b>19.5</b>	<b>267.4</b>
Centralia	11,377.9	494.2	825.4	2,379.1	15.4	1,443.0	35.2	56.2	64.6	36.0	220.6	40.5	
Danville	7,906.8	344.2	573.9	2,273.3	14.6	1,536.3	34.5	37.6	35.4	67.6	225.6	31.6	
Dixon	12,163.6	528.0	854.8	3,219.8	16.7	1,654.8	36.6	66.5	55.4	111.9	248.2	35.9	
Dwight	7,651.5	323.3	550.1	1,569.9	23.7	1,140.5	25.6	64.7	51.1	64.8	118.8	22.5	
East Moline	8,029.9	344.9	536.1	2,134.2	16.1	1,186.0	23.9	74.6	76.0	86.3	212.7	48.6	
Graham	12,107.0	526.1	871.0	2,043.6	16.8	1,592.6	34.7	62.4	54.4	49.4	216.8	34.7	
Hill	7,897.4	342.4	561.2	2,294.4	13.9	1,486.8	26.1	33.5	34.0	31.6	197.9	28.5	
Illinois River	199.8	10.7	14.6	16.6	2.0	97.0	6.5	76.8	1.2	1.2			
Jacksonville	7,045.9	304.3	506.1	1,121.8	10.8	950.8	22.3	53.6	36.3	33.7	111.4	42.3	
Joliet	13,926.7	597.9	984.5	5,269.6	35.4	1,751.7	52.0	79.8	107.6	171.3	149.6	45.5	
Lincoln	7,567.1	329.7	551.9	1,638.3	7.6	2,073.2	22.0	59.8	50.3	49.5	193.1	44.7	
Logan	13,578.7	585.9	939.8	1,673.6	12.9	805.7	31.0	118.6	95.0	150.3	319.2	67.2	
Menard	21,344.5	915.2	1,490.1	2,905.4	44.6	4,825.4	55.6	238.5	89.5	116.4	472.6	82.6	
Menard Psych.	4,568.7	198.5	318.4	422.6	20.1	854.4	13.7	40.7	20.5	13.4	67.7	15.0	
Pontiac	20,555.9	876.3	1,435.6	4,361.9	54.5	3,807.8	78.3	160.0	101.7	44.1	325.2	48.3	
Shawnee	11,060.1	481.8	795.7	2,249.8	16.2	1,890.8	28.0	65.7	55.3	63.3	291.6	39.0	
Sheridan	10,017.9	430.2	707.6	1,289.8	8.9	1,175.2	31.9	153.7	82.4	96.6	162.1	53.6	
Stateville	22,667.3	969.6	1,614.4	5,109.5	14.6	4,469.2	44.8	162.4	70.7	135.2	359.3	58.3	
Vandalia	8,853.1	381.0	575.0	1,445.8	12.5	1,566.6	24.2	43.3	61.6	45.3	172.7	85.9	
Vienna	10,274.1	448.5	713.5	1,379.7	17.0	1,316.5	23.0	118.6	43.8	52.7	201.8	48.7	
Western Illinois	1,663.5	72.0	121.8	406.3	42.7	715.9	22.6	331.9	14.1	10.5	17.2	1.3	
<b>Sub-Total</b>	<b>220,457.4</b>	<b>9,504.7</b>	<b>15,541.5</b>	<b>45,205.0</b>	<b>417.0</b>	<b>36,340.2</b>	<b>672.5</b>	<b>2,098.9</b>	<b>1,200.9</b>	<b>1,431.1</b>	<b>4,284.1</b>	<b>874.7</b>	<b>0.0</b>
<b>Total</b>	<b>276,687.6</b>	<b>11,929.6</b>	<b>19,053.7</b>	<b>62,709.8</b>	<b>1,463.5</b>	<b>39,817.7</b>	<b>908.8</b>	<b>2,856.7</b>	<b>3,351.1</b>	<b>2,080.7</b>	<b>4,642.5</b>	<b>894.2</b>	<b>267.4</b>

Source: Illinois Comptroller's Office

Layout, editing, design: Brian Fairchild

Graphics: Francis Nelson, Jr.

Proofs: Rita Crifasi, Belinda Smith

Nic Howell, Chief Public Information Officer

Printed by Authority  
State of Illinois  
Jan. 1990  
500 copies



	Personal Property Claims	Tort Claims	Sheriffs Fees	B.O. Federal Prisoners
EDP	3,330.9	2.0	518.7	138.0
				65.8

0.0	0.0	0.0	0.0	0.0
-----	-----	-----	-----	-----

0.0	0.0	0.0	0.0	0.0
-----	-----	-----	-----	-----

0.0	0.0	0.0	0.0	0.0
-----	-----	-----	-----	-----

3,330.9	2.0	518.7	138.0	65.8
---------	-----	-------	-------	------

States Attorney Reimb.	T & A Revolving	Workers Comp.	Teachers Retirement	Libraries	Repair & Maintenance	R & M Lump Sum	Total
315.6		4,128.0			1,000.9		28,679.0
			32.3	1,539.4			16,956.0

10,116.5  
4,463.5

0.0	0.0	0.0	0.0	0.0	0.0	0.0	14,580.0
-----	-----	-----	-----	-----	-----	-----	----------

6,205.2  
6,818.6  
1,603.3  
1,891.5  
11,230.1  
5,606.5  
3,418.5  
2,718.2

0.0	0.0	0.0	0.0	0.0	0.0	0.0	39,491.9
-----	-----	-----	-----	-----	-----	-----	----------

16,988.1  
13,081.4  
18,992.2  
11,606.5  
12,769.3  
17,609.5  
12,947.7  
426.4  
10,239.3  
23,171.6  
12,587.2  
18,377.9  
32,580.4  
6,553.7  
31,849.6  
17,077.3  
14,209.9  
35,675.3  
0.0 13,267.0  
14,637.9  
3,427.8

0.0

0.0	0.0	0.0	0.0	0.0	0.0	0.0	338,036.0
-----	-----	-----	-----	-----	-----	-----	-----------

315.6	0.0	4,128.0	32.3	1,539.4	1,000.9	0.0	437,742.9
-------	-----	---------	------	---------	---------	-----	-----------