

CHILDREN'S BUREAU
STATISTICAL SERIES

NUMBER 18

123452

U.S. Department of Justice
National Institute of Justice


This document has been reproduced exactly as received from the person or organization originating it. Points of view or opinions stated in this document are those of the authors and do not necessarily represent the official position or policies of the National Institute of Justice.

Permission to reproduce this [redacted] material has been granted by

Public Domain/U.S. Dept. of Health, Education, & Welfare

to the National Criminal Justice Reference Service (NCJRS).

Further reproduction outside of the NCJRS system requires permission of the [redacted] owner.



U. S. DEPARTMENT OF HEALTH, EDUCATION, AND WELFARE

Social Security Administration

Children's Bureau

1954

123452

Juvenile court statistics **IN GENERAL** show the volume of delinquency, dependency or neglect and special proceedings cases (adoption, custody, etc.) disposed of by juvenile courts.

Because several factors affect the volume of cases referred to juvenile courts, the statistics by themselves do not measure completely the extent of delinquency, dependent or neglect situations in a community.

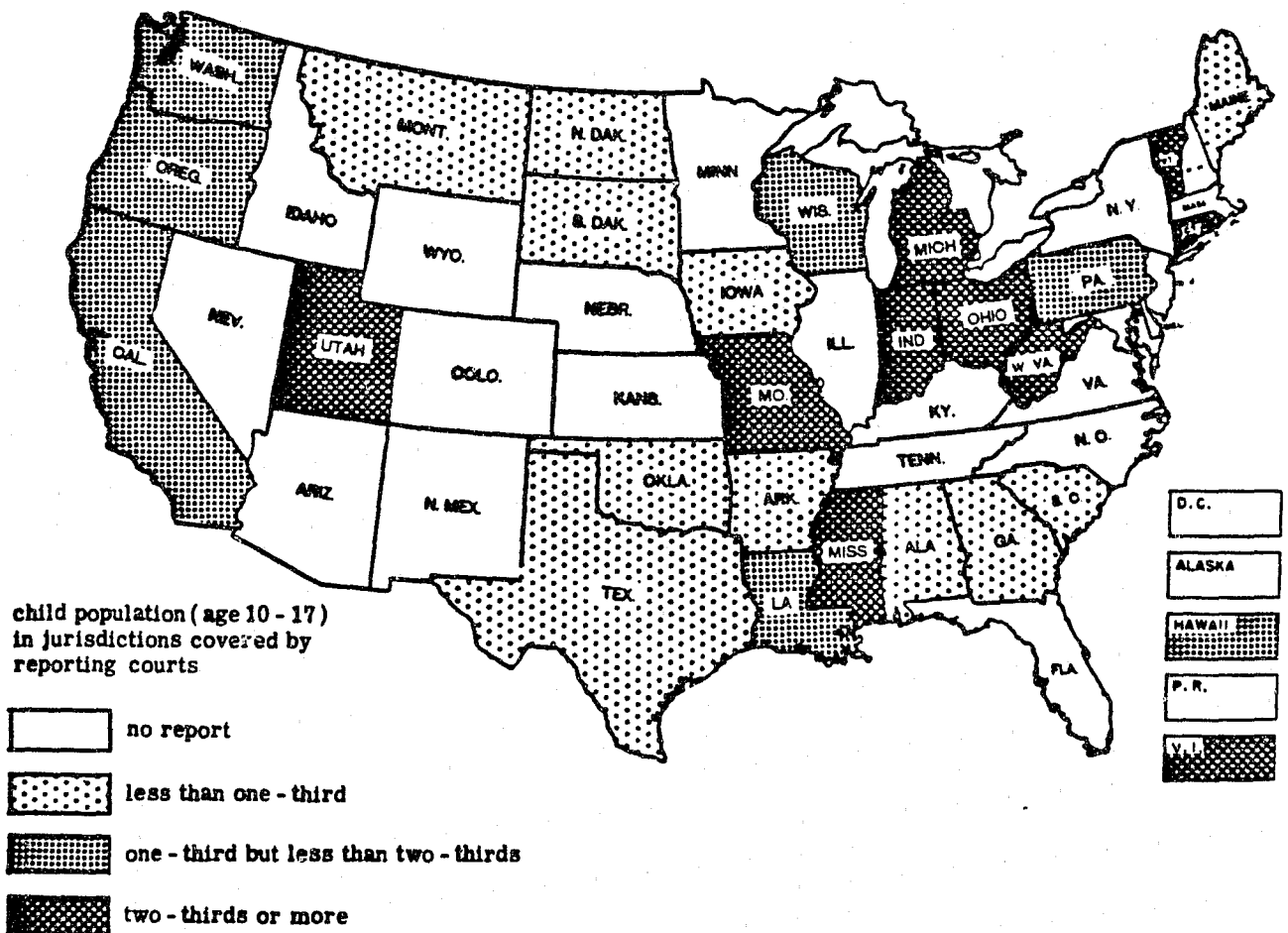
One factor affecting the number of cases referred to juvenile courts is the variation among communities in the organizational

pattern for child welfare services. For example, in one community with well-equipped child welfare agencies, the court may be used for only its judicial function; in another community, it may provide many services to children. Also, some communities have screening agencies, such as police juvenile aid bureaus, that may adjust the cases themselves or may refer them to community agencies other than the court.

Another factor affecting the volume of juvenile court cases is the age of children and the type of cases over which the courts have jurisdiction. These vary among courts and may even change for the same court.

THE 586 COURTS REPORTING IN 1952 WERE LOCATED IN 29 STATES

Their jurisdiction cover 29% of the child population of the 53 States



juvenile court statistics | 1950-52

report by I. RICHARD PERLMAN Division of Research

Juvenile court delinquency cases in 1952 were approaching World War II peaks as the number increased for the fourth consecutive year. Within a year's time (1951 - 52) the increase was 10 percent. Over the four-year period (1948 - 52) the jump was 28 percent.

Dependency and neglect cases also went up in 1952. The increase for that year over 1951 was 4 percent, continuing the rise which began in 1951.

These and other highlights of juvenile court statistics are presented in graphic form in this bulletin. For a more detailed discussion and interpretation of juvenile court data than appears in this bulletin see: Children's Bureau Statistical Series No. 8, "Juvenile Court Statistics, 1946 - 1949."

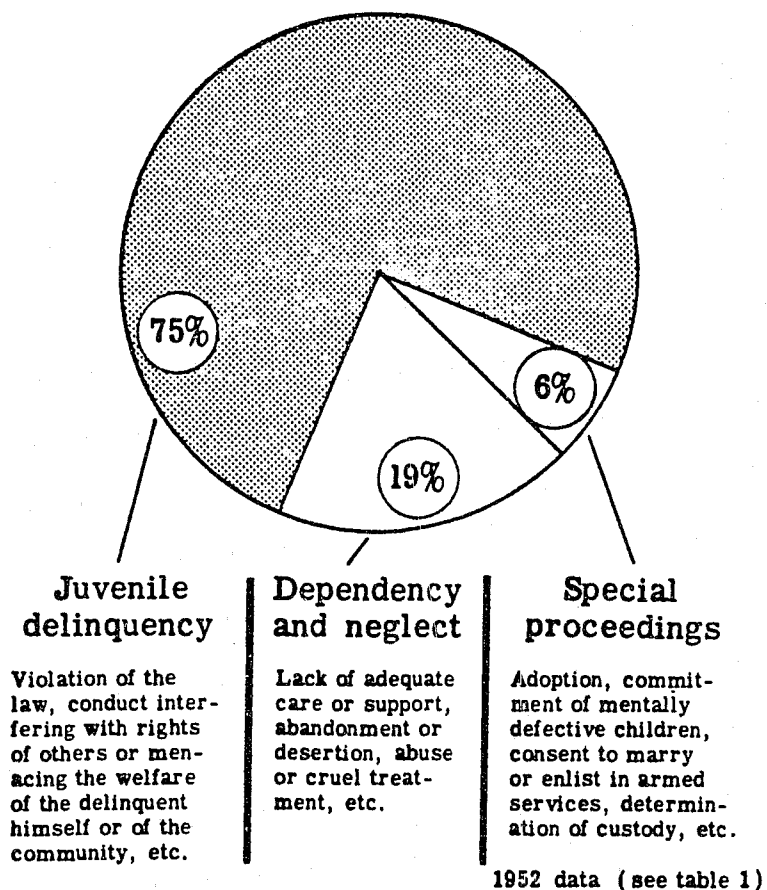
Juvenile court statistics IN THIS BULLETIN show the volume of delinquency, dependency or neglect and special proceedings for those courts that voluntarily transmitted "complete reports" to the Children's Bureau through State agencies. "Complete reports" are those that give information on all types of cases--delinquency, dependency or neglect and special proceedings--including cases disposed of unofficially as well as officially.

About 200 juvenile courts have sent in complete reports regularly for a number of years. The number of courts currently reporting is much larger and has increased recently. In 1951 there were 458, and in 1952,

586 courts which sent in complete reports. An additional 245 courts reported in 1952 on official cases only. Their data are shown in table 2 but are not included in the charts or other tables.

Charts showing trends are based on the information supplied by the smaller group of about 200 comparable courts. Other charts are based on data for the latest year available. For some this is 1951 and for others 1952. The year used is noted in each chart.

Because of the limited geographic coverage of the courts reporting (see map on opposite page) and because large urban areas are better represented than are the smaller rural areas, the data may not be representative of all courts in the country.




Juvenile delinquency
 Violation of the law, conduct interfering with rights of others or menacing the welfare of the delinquent himself or of the community, etc.

Dependency and neglect
 Lack of adequate care or support, abandonment or desertion, abuse or cruel treatment, etc.

Special proceedings
 Adoption, commitment of mentally defective children, consent to marry or enlist in armed services, determination of custody, etc.

THREE - FOURTHS
 OF ALL
 JUVENILE COURT CASES
 WERE
 DELINQUENCY CASES



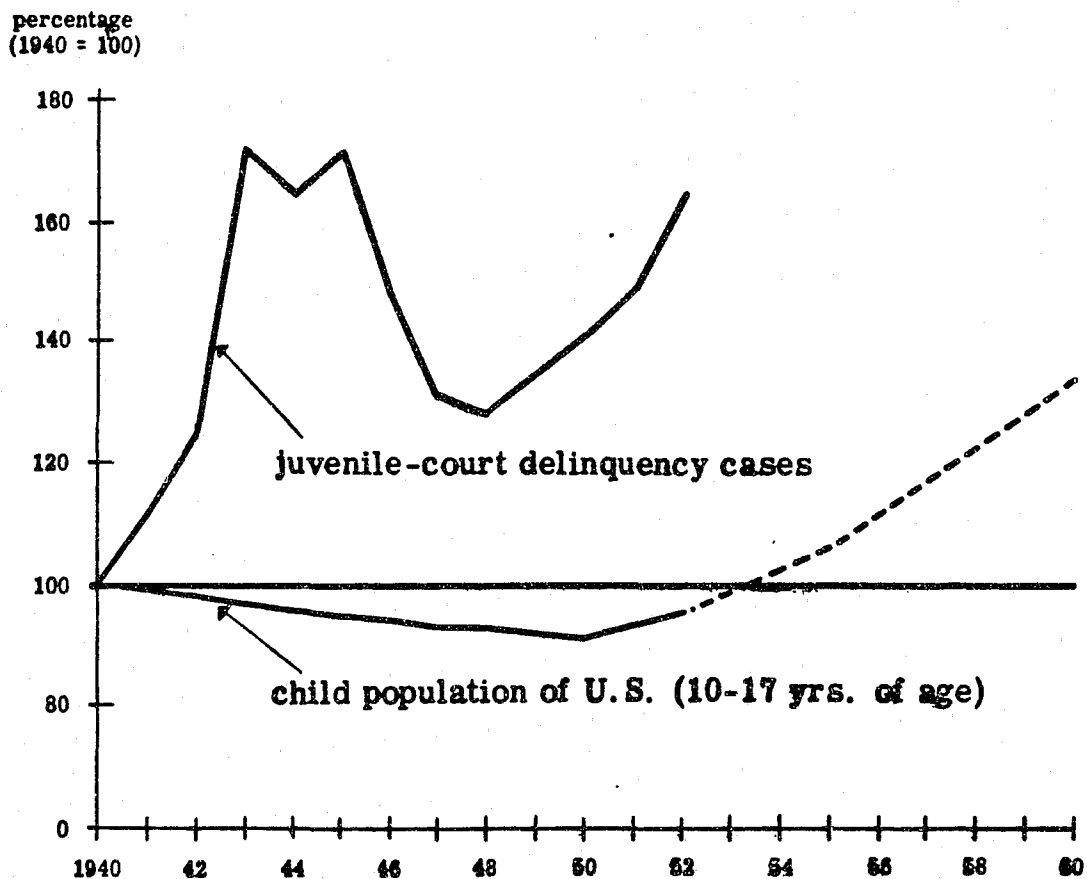
MORE THAN HALF
 OF ALL
 JUVENILE COURT CASES
 WERE
 HANDLED UNOFFICIALLY

A referral to a court can be a disturbing experience for a child. Many unofficial cases that do not require the formal judgment of a court might preferably be handled by other community agencies equipped to deal with such cases. 1952 data (see table 1)

— without the filing of a petition for formal judicial hearing.

JUVENILE DELINQUENCY CASES ARE RISING

An estimated 385,000 children (or about 2% of all children in the U. S. aged 10-17) were dealt with by juvenile courts in delinquency cases in 1952.



(see table 5)

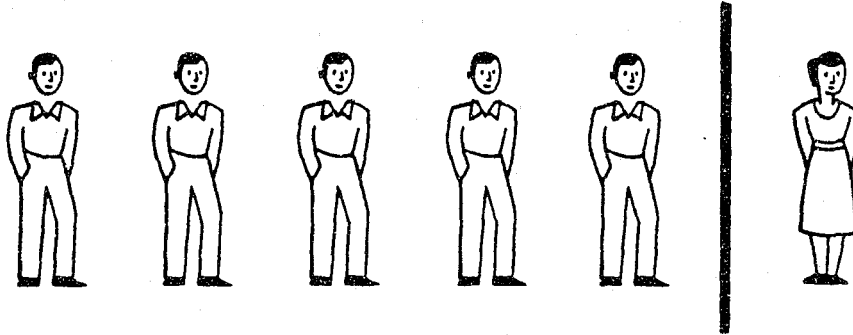
The increase in delinquency cases exceeds the increase in the child population.

By 1960, the child population 10-17 years of age (the predominant age group of delinquents) will be 40 percent higher than it was in 1952.

How will this population increase affect the future volume of delinquency?

delinquency

BOYS OUTNUMBER GIRLS ABOUT 5 TO 1 IN DELINQUENCY CASES.

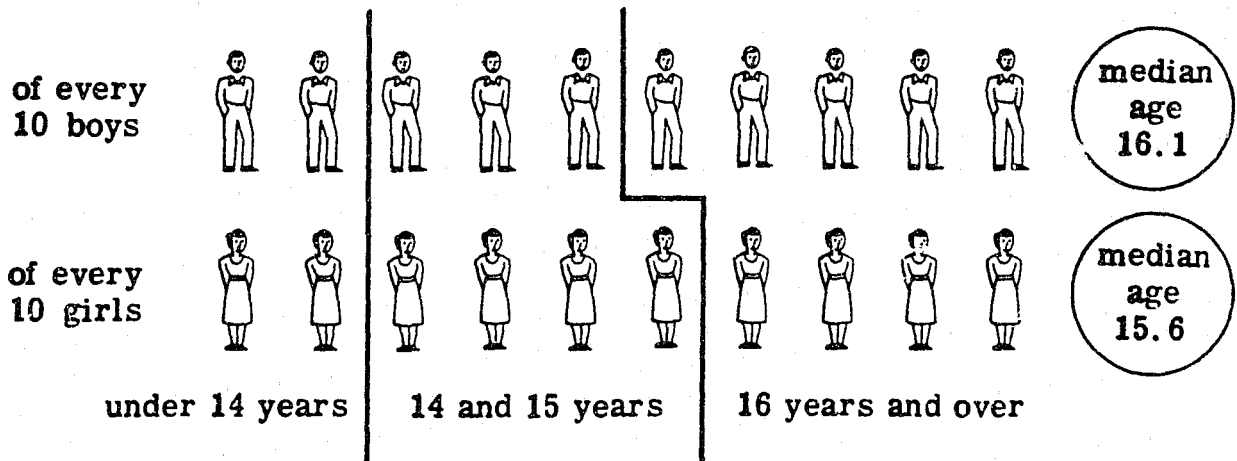


Boys are referred to courts mostly for stealing or malicious mischief. Such aggressive acts are more likely to come to a court's attention than are the be-

havior problems most frequently found among delinquent girls, such as ungovernable behavior, running away, and sex offenses.

1952 data

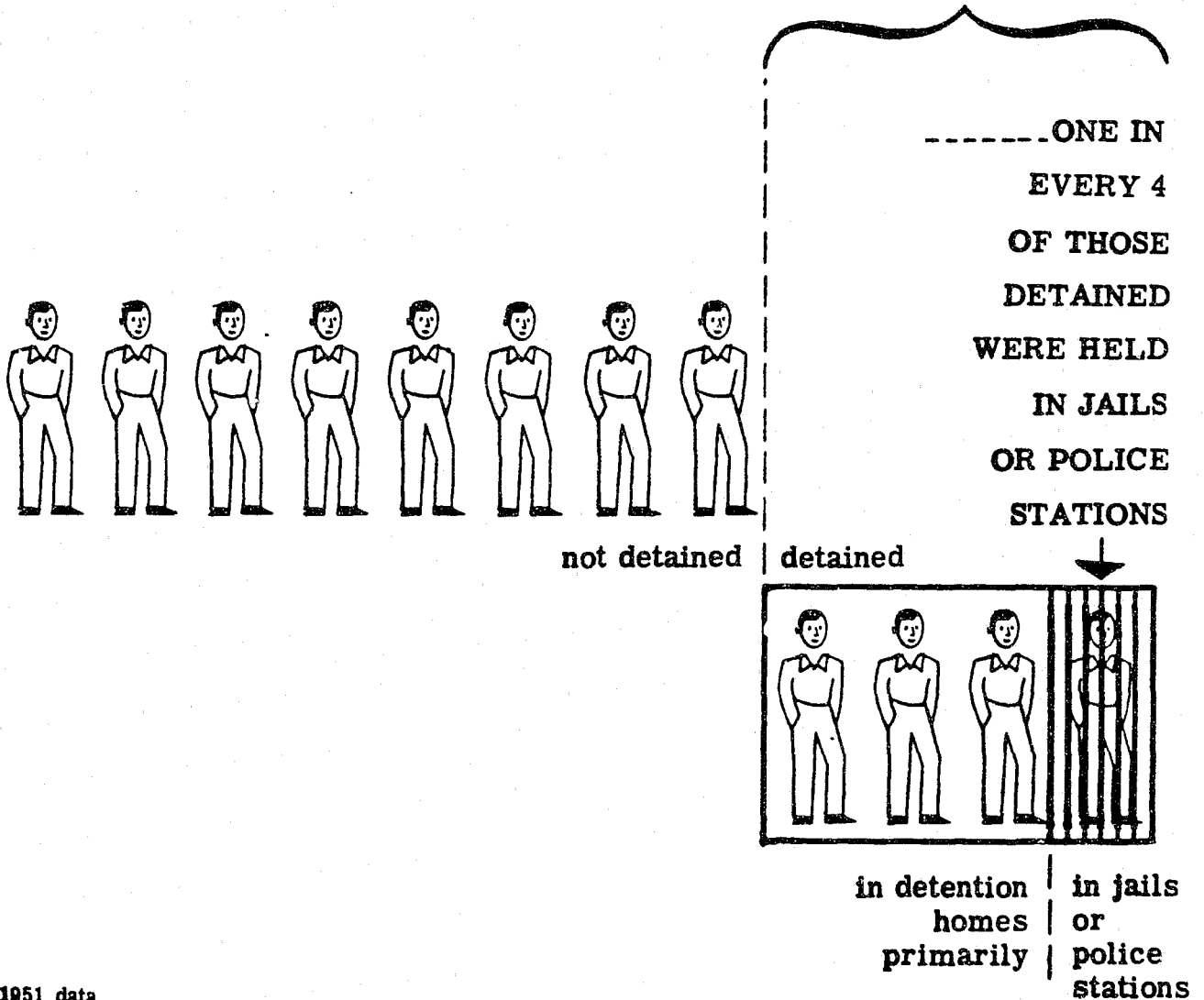
MOST DELINQUENT CHILDREN BROUGHT TO COURT WERE 14 YEARS OF AGE OR OLDER.



1951 data
(see table 6)

The average age for boys was slightly higher than that for girls.

One-third of the delinquent children
were detained overnight or longer
pending court hearing and.....



1951 data
(see table 7)

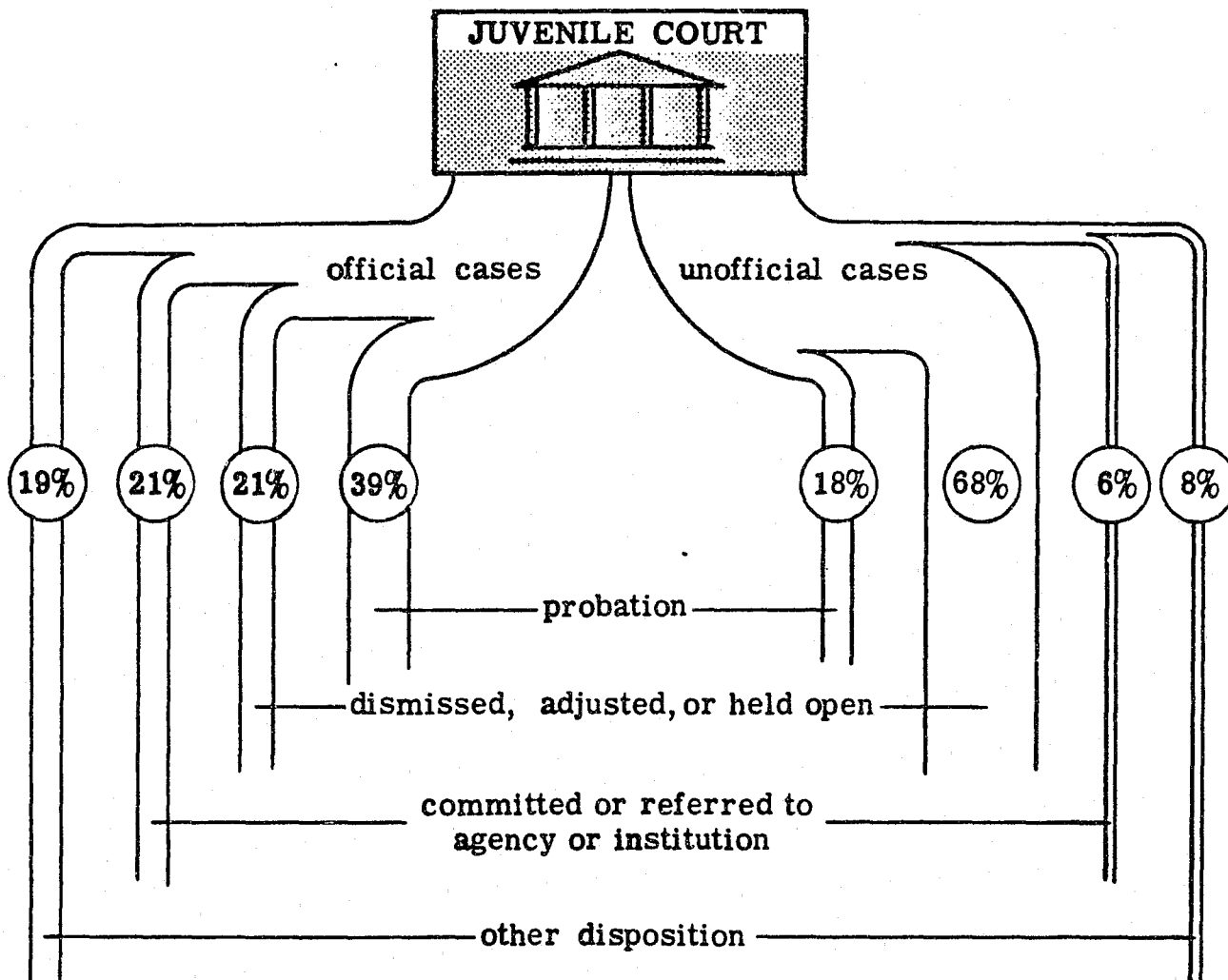
An estimated 30,000 delinquent children are held in jails or police stations annually waiting for a court hearing. Another 70,000 are held in jails by police or other law enforcement agencies without referral

to a juvenile court. However, some of these may be awaiting hearing in another court, such as criminal court.

delinquency

MOST FREQUENT DISPOSITION
OF OFFICIAL DELINQUENCY
CASES WAS "PROBATION"

MOST UNOFFICIAL CASES WERE
"DISMISSED" OR "ADJUSTED"



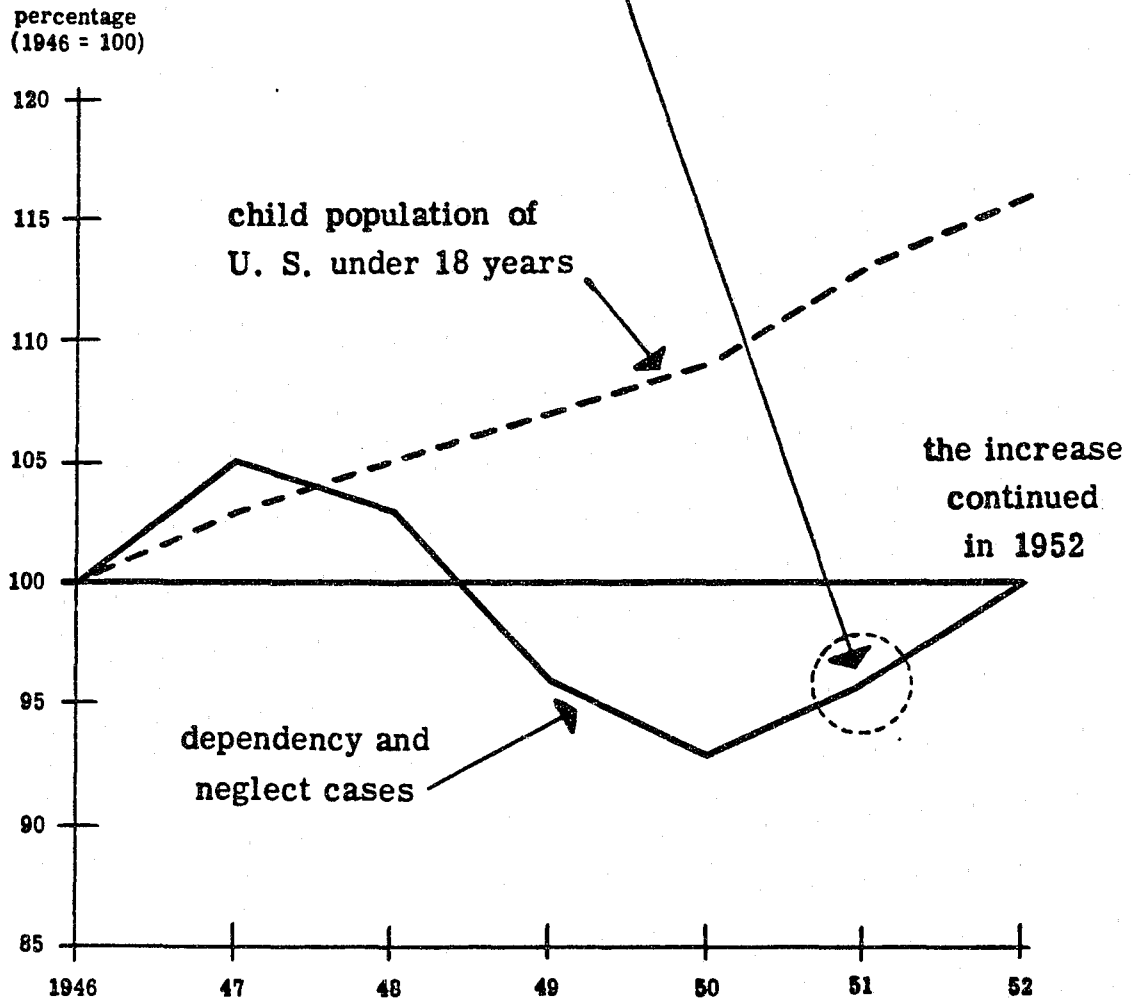
1951 data
(see table 8)

The disposition of boys' and girls' cases differed considerably. Dismissals or adjustments were higher for boys; commitments or referrals to agencies or institutions were more frequent for girls. This difference is attributable in part to the different reasons for which

boys and girls are brought to court. Girls are usually referred because of sexual misconduct or related offenses. This is considered a more serious offense than stealing or malicious mischief, for which boys are most frequently referred.

dependency and neglect

IN 1951, DEPENDENCY AND NEGLECT CASES INCREASED
FOR THE FIRST TIME SINCE 1947



(see table 9)

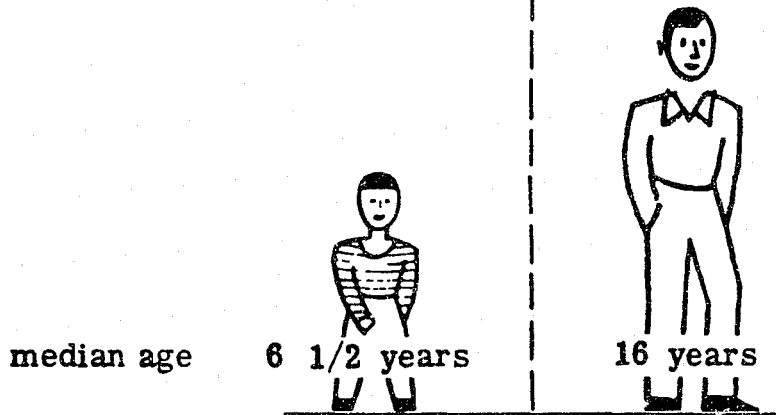
Since 1950 dependency and neglect cases have increased at about the same rate as the child population. (For this

chart the child population under 18 is used because this is the population at risk.)

dependency and neglect

**CHILDREN DEALT WITH IN
DEPENDENCY AND NEGLECT
CASES WERE MUCH YOUNGER**

**THAN THOSE DEALT WITH
IN DELINQUENCY CASES**




This age difference is to be expected from the difference in the nature of the two kinds of cases. The delinquent child comes to court because of anti-social behavior;

the dependent or neglected child because of inadequate care or support by the parents.

1951 data
(see table 10)

**WHEN SHELTER CARE PENDING COURT HEARING WAS NEEDED FOR
DEPENDENT AND NEGLECTED CHILDREN, THE MOST FREQUENT TYPE
WAS BOARDING HOMES AND HOMES OF FRIENDS OR RELATIVES**



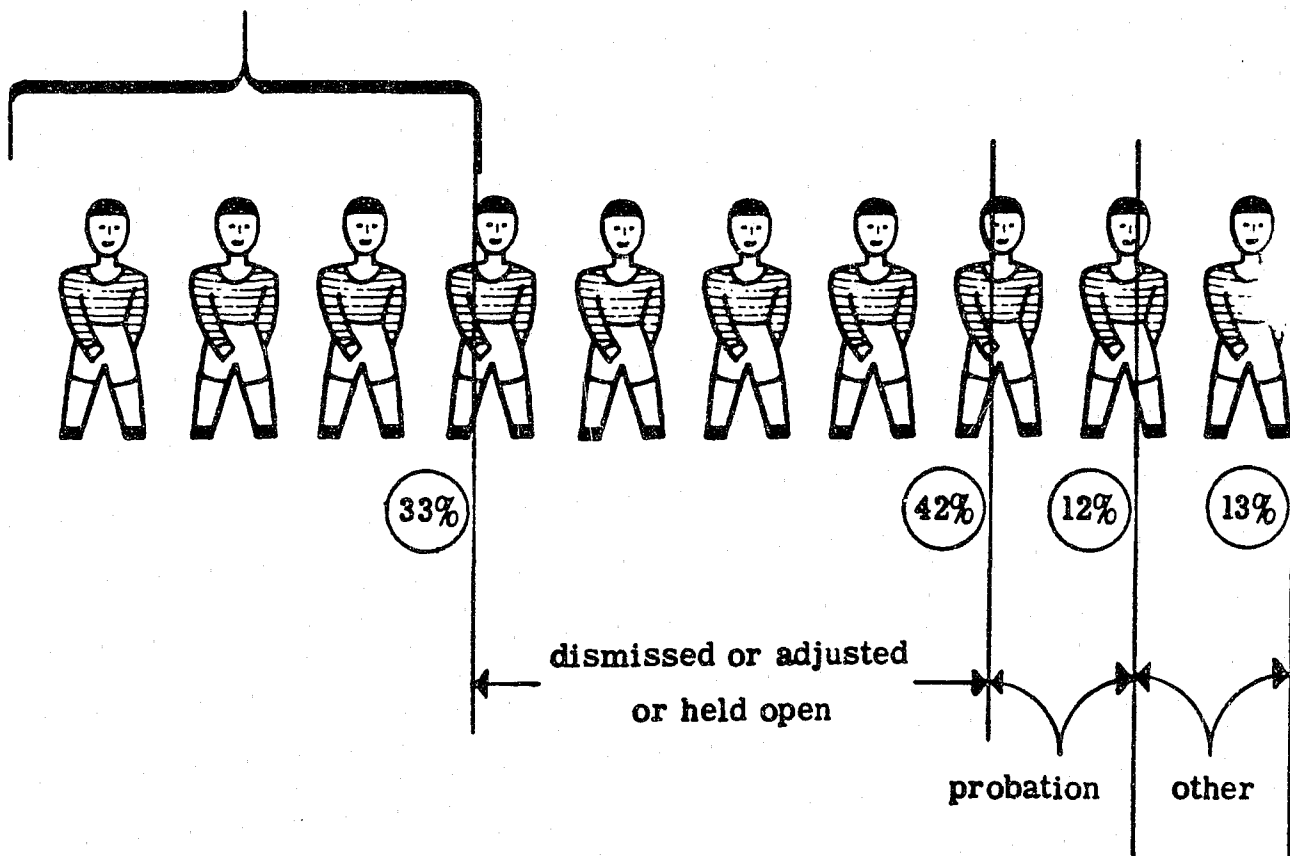
1951 data (see table 11)

But many dependent and neglected children were placed in detention

homes -- often with older delinquent children.

dependency and neglect

ONE-THIRD OF THE CHILDREN
IN DEPENDENCY AND NEGLECT
CASES ARE COMMITTED OR
REFERRED TO ANOTHER AGENCY
OR INSTITUTION FOR CARE



1951 data
(see table 12)

Table 1.-- CHILDREN'S CASES, 1952: NUMBER OF DELINQUENCY, DEPENDENCY AND NEGLECT, AND SPECIAL PROCEEDINGS CASES DISPOSED OF OFFICIALLY AND UNOFFICIALLY BY 588 COURTS. a/

Areas served by court b/	Age under which court has original jurisdiction	Total all cases	Delinquency cases			Dependency and neglect cases			Special proceedings cases		
			Total	Official	Un-official	Total	Official	Un-official	Total	Official	Un-official
Total cases.....	--	c/ 187,593	d/ 139,358	53,263	70,427	e/ 75,686	17,057	13,275	f/ 10,678	7,265	2,674
ALABAMA:											
Jefferson Co. (Birmingham).....	g/ 16, 18	2,682	1,350	716	634	710	296	414	622	319	303
Mobile Co. (Mobile).....	16	1,027	692	368	324	335	172	163	--	--	--
Montgomery Co. (Montgomery).....	g/ 16, 18	727	427	210	217	232	6	226	68	46	22
ARKANSAS:											
Fulaski Co. (Little Rock).....	21	1,437	738	254	484	696	133	563	3	--	3
7 small courts.....	21	402	327	243	84	58	37	21	17	14	3
CALIFORNIA:											
Alameda Co. (Oakland).....	21	7,406	5,586	1,028	4,558	1,513	476	1,037	307	10	297
Contra Costa Co. (Richmond).....	21	2,428	1,811	568	1,243	470	309	161	147	6	141
Fresno Co. (Fresno).....	21	992	706	488	218	204	186	18	82	1	81
Kern Co. (Bakersfield).....	21	2,409	2,055	768	1,287	297	186	111	57	3	54
Orange Co. (Santa Ana).....	21	1,872	1,466	316	1,150	273	76	197	133	7	126
Riverside Co. (Riverside).....	21	923	790	425	365	133	133	--	--	--	--
Sacramento Co. (Sacramento).....	21	1,715	1,457	306	1,151	252	185	67	6	3	3
San Bernardino Co. (S. Bernardino).....	21	1,330	1,222	596	626	106	101	5	2	1	1
San Diego Co. (San Diego).....	21	3,265	2,224	984	1,240	687	370	317	354	14	340
San Francisco Co. (S. Francisco).....	21	6,103	4,725	977	3,748	1,169	540	629	209	2	207
San Joaquin Co. (Stockton).....	21	426	323	296	27	98	85	13	5	2	3
Ventura Co. (Ormond).....	21	1,107	904	149	755	127	103	24	76	2	74
12 small courts.....	21	2,863	2,262	1,030	1,232	479	295	184	122	8	114
CONNECTICUT:											
First District (Bridgeport).....	16	1,999	1,575	413	1,162	424	424	--	--	--	--
Second District (New Haven).....	16	2,116	1,621	470	1,151	495	495	--	--	--	--
Third District (Hartford).....	16	1,966	1,398	329	1,069	568	568	--	--	--	--
GEORGIA:											
Bibb Co. (Macon).....	17	1,362	701	255	446	661	237	424	--	--	--
Fulton Co. (Atlanta).....	17	2,303	2,589	696	693	714	470	244	--	--	--
Muscogee Co. (Columbus).....	17	979	693	106	587	281	5	276	5	5	--
1 small court.....	16	412	357	165	172	41	41	--	14	14	--
HAWAII:											
First Circuit (Honolulu).....	18	2,841	2,063	1,016	1,047	207	144	63	571	571	--
INDIANA:											
Allen Co. (Fort Wayne).....	18	535	535	245	290	--	--	--	--	--	--
Lake Co. (Gary).....	18	1,345	1,282	244	1,038	35	15	20	28	15	12
Madison Co. (Anderson).....	18	99	99	48	51	--	--	--	--	--	--
Marion Co. (Indianapolis).....	18	1,933	1,021	998	23	437	424	13	475	458	17
St. Joseph Co. (South Bend).....	18	220	195	181	14	25	25	--	--	--	--
Vanderburgh Co. (Evansville).....	18	455	452	74	378	3	1	2	2	--	--
Vigo Co. (Terre Haute).....	18	262	237	59	178	15	2	13	10	--	10
46 small courts.....	18	2,634	2,344	920	1,424	255	143	112	39	35	--
IOWA:											
Polk Co. (Des Moines).....	18	1,117	856	178	678	261	175	85	--	--	--
Woodbury Co. (Sioux City).....	18	656	374	215	159	282	192	90	--	--	--
3 small courts.....	18	399	239	83	156	160	91	69	--	--	--
LOUISIANA:											
First Jud. Dist. (Shreveport).....	17	508	286	175	111	120	103	17	102	102	--
Fourth Jud. Dist. (Monroe).....	17	494	212	95	117	268	167	81	14	14	--
Fourteenth Jud. Dist. (Lake Charles).....	17	492	334	29	305	98	31	67	23	23	37
Orleans Parish (New Orleans).....	17	789	498	404	94	209	181	28	60	69	13
3 small courts.....	17	53	10	--	--	40	40	--	3	3	--
MAINE:											
1 small court.....	17	318	237	120	117	81	81	--	--	--	--
MICHIGAN:											
Barrien Co. (Benton Harbor).....	17	449	a/ 295	--	--	a/ 154	--	--	--	--	--
Calhoun Co. (Battle Creek).....	17	423	a/ 261	--	--	a/ 162	--	--	--	--	--
Genesee Co. (Flint).....	17	673	a/ 388	--	--	a/ 285	--	--	--	--	--
Ingham Co. (Lansing).....	17	314	a/ 163	--	--	a/ 151	--	--	--	--	--
Jackson Co. (Jackson).....	17	313	a/ 180	--	--	a/ 133	--	--	--	--	--
Kalamazoo Co. (Kalamazoo).....	17	275	a/ 135	--	--	a/ 140	--	--	--	--	--
Leont Co. (Grand Rapids).....	17	661	a/ 373	--	--	a/ 288	--	--	--	--	--
Macomb Co. (East Detroit).....	17	383	a/ 275	--	--	a/ 108	--	--	--	--	--
Muskegon Co. (Muskegon).....	17	528	a/ 405	--	--	a/ 123	--	--	--	--	--
Oakland Co. (Pontiac).....	17	667	a/ 441	--	--	a/ 226	--	--	--	--	--
Saginaw Co. (Saginaw).....	17	460	a/ 253	--	--	a/ 207	--	--	--	--	--
Washtenaw Co. (Ann Arbor).....	17	209	a/ 122	--	--	a/ 87	--	--	--	--	--
Wayne Co. (Detroit).....	17	3,760	a/ 2,558	--	--	a/ 1,202	--	--	--	--	--
70 small courts.....	17	2,660	a/ 1,634	--	--	a/ 1,026	--	--	--	--	--
MISSISSIPPI:											
Hinds Co. (Jackson).....	18	116	109	109	--	7	7	--	--	--	--
73 small courts.....	18	1,194	951	534	417	243	147	96	--	--	--
MISSOURI:											
Greene Co. (Springfield).....	17	404	297	87	210	63	61	2	44	44	--
Jackson Co. (Kansas City).....	17	3,168	1,751	943	808	781	326	455	636	619	17
St. Louis (City).....	17	3,493	1,921	618	1,303	797	305	492	775	743	32
St. Louis Co. (University City).....	17	783	455	152	303	157	66	91	171	164	7
111 small courts.....	17	2,078	965	678	287	498	393	108	615	608	--
MONTANA:											
1 small court.....	g/ 18	1,249	1,249	40	1,209	--	--	--	--	--	--

Table 1.-- CHILDREN'S CASES, 1952: NUMBER OF DELINQUENCY, DEPENDENCY AND NEGLECT, AND SPECIAL PROCEEDINGS CASES DISPOSED OF OFFICIALLY AND UNOFFICIALLY BY 588 COURTS. a/--Continued

Areas served by court ^{b/}	Age under which court has original jurisdiction	Total all cases	Delinquency cases			Dependency and neglect cases			Special proceedings cases		
			Total	Official	Un-official	Total	Official	Un-official	Total	Official	Un-official
NORTH DAKOTA:											
First Jud. Dist. (Fargo).....	18	396	380	223	157	118	75	43	98	87	11
1 small court.....	18	143	91	24	67	36	5	31	16	10	6
OHIO:											
Butler Co. (Hamilton).....	18	1,174	972	282	690	139	121	18	63	47	16
Clark Co. (Springfield).....	18	633	567	73	494	55	51	4	11	11	—
Cuyahoga Co. (Cleveland).....	18	5,801	4,914	1,522	3,392	639	601	38	248	241	7
Franklin Co. (Columbus).....	18	1,352	852	269	583	408	298	110	92	70	22
Hamilton Co. (Cincinnati).....	18	4,652	4,040	176	3,864	413	412	1	199	92	107
Lorain Co. (Lorain).....	18	637	636	349	287	—	—	—	1	—	1
Lucas Co. (Toledo).....	18	2,429	1,610	352	1,258	322	260	62	497	389	108
Mahoning Co. (Youngstown).....	18	1,803	1,448	174	1,274	308	180	128	47	36	11
Montgomery Co. (Dayton).....	18	2,310	1,906	302	1,604	294	264	30	110	102	8
Stark Co. (Canton).....	18	570	454	—	—	86	86	—	30	28	2
Summit Co. (Akron).....	18	2,154	1,997	100	1,897	145	142	3	42	37	5
Trumbull Co. (Warren).....	18	657	506	465	41	141	136	5	10	10	—
24 small courts.....	18	9,133	7,345	3,925	3,420	1,317	1,022	235	471	384	87
OKLAHOMA:											
Tulsa Co. (Tulsa).....	18	1,744	1,015	132	883	703	127	576	26	22	4
5 small courts.....	a/ 16, 18	288	151	94	57	131	110	21	6	5	1
OREGON:											
Wash. Co. (Medford).....	18	1,022	573	84	489	384	62	322	125	19	106
Multnomah Co. (Portland).....	18	3,496	1,907	502	1,405	1,505	588	917	84	84	—
11 small courts.....	18	3,151	2,447	722	1,725	651	287	364	53	31	22
PENNSYLVANIA:											
Allegheny Co. (Pittsburgh).....	18	6,860	4,157	2,766	1,391	2,624	1,092	1,532	79	79	—
Berks Co. (Reading).....	18	843	602	75	527	241	102	139	—	—	—
Montgomery Co. (Norristown).....	18	765	363	86	277	123	14	179	209	132	77
Philadelphia (City and Co.).....	18	a/ 9,587	7,365	7,189	176	a/ 351	a/	a/ 351	a/	a/	—
RHODE ISLAND:											
State (Providence).....	18	1,788	1,188	1,038	150	168	160	8	432	427	5
SOUTH CAROLINA:											
Greenville Co. (Greenville).....	16	980	716	339	377	264	45	219	—	—	—
Spartanburg Co. (Spartanburg)....	16	304	196	71	85	3	—	3	145	91	54
SOUTH DAKOTA:											
2 small courts.....	18	530	457	76	381	72	59	13	1	1	—
TEXAS:											
Travis Co. (Austin).....	a/ 2/ 17, 18	634	430	151	279	103	76	27	101	101	—
UTAH:											
First District (Ogden).....	18	2,609	2,366	1,617	749	243	155	88	—	—	—
Second District (Salt Lake City)	18	3,717	3,522	2,994	528	195	132	63	—	—	—
Third District (Provo).....	18	1,453	1,400	1,103	297	53	45	8	—	—	—
2 small courts.....	18	1,258	1,080	873	207	178	75	103	—	—	—
VERMONT:											
16 small courts.....	16	399	118	118	—	221	221	—	—	—	—
VIRGIN ISLANDS:											
2 small courts.....	16	150	144	74	70	4	4	—	2	1	1
WASHINGTON:											
Pierce Co. (Tacoma).....	18	1,191	a/ 788	—	—	a/ 209	—	—	a/ 194	—	—
Snohomish Co. (Everett).....	18	520	a/ 318	—	—	a/ 153	—	—	a/ 49	—	—
Spokane Co. (Spokane).....	18	2,065	a/ 1,816	—	—	a/ 123	—	—	a/ 126	—	—
Yakima Co. (Yakima).....	18	1,267	a/ 1,117	—	—	a/ 63	—	—	a/ 87	—	—
14 small courts.....	18	4,983	a/ 4,146	—	—	a/ 514	—	—	a/ 323	—	—
WEST VIRGINIA:											
Cabell Co. (Bartonsville).....	18	432	361	199	162	20	20	—	51	51	—
Kanawha Co. (Charleston).....	18	589	448	251	167	62	62	—	79	79	—
46 small courts.....	18	2,240	1,467	936	531	560	307	253	213	194	19
WISCONSIN:											
Dane Co. (Madison).....	18	792	770	19	751	21	—	21	1	—	1
Milwaukee Co. (Milwaukee).....	18	7,611	6,487	2,358	4,129	672	332	340	452	427	25
Racine Co. (Racine).....	18	61	61	38	23	—	—	—	—	—	—
5 small courts.....	18	469	250	187	63	164	140	24	55	51	4

a/ **NOTE WELL:** The data in this table should not be used to make comparisons between communities regarding the extent of delinquency. Questions concerning changes in an individual court's data from one year to another should be directed to that individual court.

b/ Courts serving areas with population of 100,000 or more are listed separately, showing the chief city located in each area. Courts serving areas with less than 100,000 population are combined for each State and are presented as "small courts."

c/ Breakdown by type of case not available for 1,871 official dependency and neglect and special proceedings cases (included in total all cases), for one court in Pennsylvania.

d/ Breakdown by method of handling cases not available for 15,668 delinquency cases, 5,354 dependency and neglect cases, and 779 special proceedings cases (included in totals) for Michigan and Washington.

e/ The age under which court has original jurisdiction is different for boys and girls. The age for boys appears first.

f/ Age shown is the one under which court has jurisdiction for delinquent children. Montana courts have jurisdiction for dependent and neglected children under 17 years of age; Texas under 16 years of age.

Table 2.-- CHILDREN'S CASES, 1952: NUMBER OF DELINQUENCY, DEPENDENCY AND NEGLECT, AND SPECIAL PROCEEDINGS CASES DISPOSED OF OFFICIALLY ONLY BY 245 COURTS. ^{a/}

Area served by court ^{b/}	Age under which court has original jurisdiction	Official cases only			
		Total	Delinquency	Dependency and neglect	Special proceedings
IOWA:					
Black Hawk Co. (Waterloo).....	18	182	80	102	—
Linn Co. (Cedar Rapids).....	18	75	65	10	—
Scott Co. (Des Moines).....	18	125	75	50	—
92 small courts.....	18	1,135	766	369	—
NEBRASKA:					
Douglas Co. (Omaha).....	18	266	96	168	2
Lancaster Co. (Lincoln).....	18	288	150	124	14
4 small courts.....	18	17	12	2	3
NEW JERSEY: ^{c/}					
Atlantic Co. (Atlantic City).....	18	241	241	a/	a/
Bergen Co. (Hackensack).....	18	630	630	a/	a/
Burlington Co. (Burlington).....	18	33	33	a/	a/
Camden Co. (Camden).....	18	341	341	a/	a/
Essex Co. (Newark).....	18	2,112	2,112	a/	a/
Hudson Co. (Jersey City).....	18	719	719	a/	a/
Mercer Co. (Trenton).....	18	272	272	a/	a/
Middlesex Co. (Perth Amboy).....	18	291	291	a/	a/
Monmouth Co. (Long Beach).....	18	238	238	a/	a/
Norris Co. (Long Island).....	18	129	129	a/	a/
Passaic Co. (Paterson).....	18	187	187	a/	a/
Union Co. (Elizabeth).....	18	497	497	a/	a/
9 small courts.....	18	555	555	a/	a/
NORTH CAROLINA:					
Buncombe Co. (Asheville).....	16	148	58	47	43
Durham Co. (Durham).....	16	77	22	35	16
Forsythe Co. (Winston Salem).....	16	252	105	93	54
Gaston Co. (Gastonia).....	16	79	32	47	—
Mecklenberg Co. (Charlotte).....	16	276	157	30	89
Wake Co. (Raleigh).....	16	358	146	5	207
103 small courts.....	16	2,797	1,910	708	179
NORTH DAKOTA:					
1 small court.....	18	191	122	35	34
PUERTO RICO:					
Mayaguez District (Mayaguez).....	16	120	119	1	—
Ponce District (Ponce).....	16	45	40	3	2
San Juan District (San Juan).....	16	821	750	27	44
5 small courts.....	16	148	144	2	2
SOUTH DAKOTA:					
1 small court.....	18	138	138	a/	a/
WEST VIRGINIA:					
4 small courts.....	18	324	349	74	101

^{a/} The courts included here are those that reported their official cases only. For the purpose of this report these data are considered incomplete and are not used elsewhere in this report.

^{b/} Courts serving areas with population of 100,000 or more are listed separately, showing the chief city located in each area. Courts serving areas with less than 100,000 population are combined for each State and are presented as "small courts."

^{c/} Data for New Jersey are for period September 1, 1951 through August 31, 1952.

^{d/} No report on dependency, neglect or special proceedings cases.

Table 3.-- CHILDREN'S CASES, 1951: NUMBER OF DELINQUENCY, DEPENDENCY AND NEGLECT, AND SPECIAL PROCEEDINGS CASES DISPOSED OF OFFICIALLY AND UNOFFICIALLY BY 488 COURTS. a/

Areas served by court b/	Age under which court has original jurisdiction	Total all cases	Delinquency cases			Dependency and neglect cases			Special proceedings cases		
			Total	Official	Un-official	Total	Official	Un-official	Total	Official	Un-official
Total cases.....	—	139,861	100,360	43,119	57,241	11,435	17,281	14,154	8,066	5,990	2,076
ALABAMA:											
Jefferson Co. (Birmingham).....	e/ 16, 18	2,601	1,238	707	531	1,261	595	666	102	—	70
Mobile Co. (Mobile).....	16	871	616	391	225	255	155	100	—	—	—
Montgomery Co. (Montgomery)....	e/ 16, 18	750	597	167	430	150	41	109	3	3	—
ARKANSAS:											
Pulaski Co. (Little Rock).....	21	1,358	619	88	531	732	149	583	7	4	3
14 small courts.....	21	231	205	187	18	20	—	—	6	3	—
CALIFORNIA:											
Alameda Co. (Oakland).....	21	5,936	4,335	1,005	3,330	1,356	378	978	245	10	235
Contra Costa Co. (Richmond)....	21	1,815	1,288	545	743	395	280	115	132	11	121
Fresno Co. (Fresno).....	21	849	610	374	236	162	149	13	77	2	75
Kern Co. (Bakersfield).....	21	2,094	1,638	1,020	618	394	280	114	62	8	54
Riverside Co. (Riverside).....	21	774	640	358	282	134	133	1	—	—	—
Sacramento Co. (Sacramento)....	21	1,514	1,298	278	1,020	212	137	75	—	—	—
San Bernardino Co. (S. Bernardino)...	21	1,172	1,082	434	648	89	81	8	1	—	—
San Diego Co. (San Diego).....	21	3,023	1,923	879	1,044	775	436	339	325	22	303
San Francisco Co. (S. Francisco)....	21	6,679	4,626	878	3,748	1,711	460	1,251	342	1	341
San Joaquin Co. (Stockton).....	21	179	156	144	12	22	20	2	1	—	1
2 small courts.....	21	272	264	81	183	8	8	—	—	—	—
CONNECTICUT:											
First District (Bridgeport).....	16	1,971	1,528	412	1,116	443	443	—	—	—	—
Second District (New Haven).....	16	1,801	1,402	480	922	399	399	—	—	—	—
Third District (Hartford).....	16	1,803	1,348	383	965	455	455	—	—	—	—
INDIANA:											
Allen Co. (Fort Wayne).....	18	537	537	258	279	—	—	—	—	—	—
Lake Co. (Gary).....	18	837	814	175	639	21	7	14	2	—	—
Madison Co. (Anderson).....	18	112	110	44	66	2	2	—	—	—	—
Marion Co. (Indianapolis).....	18	1,949	926	857	59	478	468	10	545	526	19
St. Joseph Co. (South Bend).....	18	1,158	903	216	687	130	108	22	125	125	—
Vanderburgh Co. (Wyanville)....	18	380	380	28	352	—	—	—	—	—	—
Vigo Co. (Terre Haute).....	18	154	142	33	109	10	—	10	2	—	2
46 small courts.....	18	2,651	2,470	976	1,494	156	113	43	85	23	2
IOWA:											
Folk Co. (Des Moines).....	18	1,274	1,011	215	796	263	177	86	—	—	—
Woodbury Co. (Sioux City).....	18	607	320	148	172	287	163	124	—	—	—
MAINE:											
1 small court.....	17	318	278	113	165	39	39	—	1	1	—
MISSISSIPPI:											
Hinds Co. (Jackson).....	18	85	74	74	—	11	11	—	—	—	—
70 small courts.....	18	857	624	348	276	233	115	118	—	—	—
MISSOURI:											
Greene Co. (Springfield).....	17	462	331	96	235	83	68	15	48	48	—
Jackson Co. (Kansas City).....	17	3,196	1,746	1,034	712	761	311	450	689	658	31
St. Louis (City).....	17	3,320	1,732	462	1,270	791	289	502	797	742	55
St. Louis Co. (University City)....	17	663	421	195	226	16	18	48	156	155	1
111 small courts.....	17	2,099	945	694	251	511	435	76	643	641	2
MONTANA:											
1 small court.....	e/ 18	909	909	44	865	—	—	—	—	—	—
NORTH DAKOTA:											
First Jud. Dist. (Fargo).....	18	593	396	229	167	110	56	54	87	86	1
2 small courts.....	18	233	146	96	50	46	27	19	41	34	7
OHIO:											
Butler Co. (Hamilton).....	18	1,155	969	297	672	110	94	16	76	35	41
Clark Co. (Springfield).....	18	655	590	78	512	57	52	5	8	7	—
Cuyahoga Co. (Cleveland).....	18	8,328	4,434	1,636	2,798	3,744	1,581	2,163	150	150	—
Franklin Co. (Columbus).....	18	1,309	836	284	552	341	269	72	132	106	26
Hamilton Co. (Cincinnati).....	18	4,047	3,555	124	3,431	375	322	13	157	61	96
Lucas Co. (Toledo).....	18	2,611	1,920	305	1,615	366	320	46	325	226	99
Mahoning Co. (Youngstown).....	18	1,632	1,387	185	1,202	221	167	54	24	24	—
Montgomery Co. (Dayton).....	18	1,889	1,530	253	1,277	247	241	6	112	111	1
Summit Co. (Akron).....	18	1,702	1,542	97	1,445	116	114	2	44	43	—
Trumbull Co. (Warren).....	18	511	394	369	25	109	107	2	8	8	—
60 small courts.....	18	7,751	5,907	2,785	3,122	1,320	1,085	235	524	425	99
OKLAHOMA:											
Tulsa Co. (Tulsa).....	18	2,047	1,253	101	1,152	780	122	658	14	5	9
6 small courts.....	e/ 16, 18	435	103	75	28	302	182	120	30	27	3
OREGON:											
Lane Co. (Eugene).....	18	1,056	610	120	490	317	83	234	129	36	93
Multnomah Co. (Portland).....	18	3,245	1,823	478	1,345	1,366	592	774	56	56	—
5 small courts.....	18	3,043	2,183	631	1,552	769	226	543	91	37	54
PENNSYLVANIA:											
Allegheny Co. (Pittsburg).....	18	6,842	4,076	2,295	1,781	2,695	1,097	1,598	71	71	—
Berks Co. (Reading).....	18	811	636	93	543	175	70	105	—	—	—
Montgomery Co. (Norristown)....	18	642	313	91	222	179	82	157	150	73	77
Philadelphia (City and Co.).....	18	8,997	6,733	6,497	236	2,190	1,688	502	74	46	34

Table 3.-- CHILDREN'S CASES, 1951: NUMBER OF DELINQUENCY, DEPENDENCY AND NEGLECT, AND SPECIAL PROCEEDINGS CASES DISPOSED OF OFFICIALLY AND UNOFFICIALLY BY 488 COURTS. a/--Continued

Areas served by court b/	Age under which court has original jurisdiction	Total all cases	Delinquency cases			Dependency and neglect cases			Special proceedings cases		
			Total	Official	Un-official	Total	Official	Un-official	Total	Official	Un-official
Puerto Rico:											
Aguadilla District (Aguadilla).....	16	54	44	8	36	10	2	8	--	--	--
Mayaguez District (Mayaguez)....	16	81	80	43	37	1	--	1	--	--	--
Ponce District (Ponce).....	16	123	112	16	96	8	8	--	3	--	--
San Juan District (San Juan)....	16	790	738	93	645	35	19	16	17	1	16
2 small courts.....	16	66	38	21	17	27	6	21	1	1	--
Rhode Island:											
State (Providence).....	18	1,573	1,029	906	123	152	152	--	392	392	--
South Carolina:											
Greenville Co. (Greenville)....	16	862	511	297	214	335	73	262	16	16	--
Spartanburg Co. (Spartanburg)...	16	324	157	102	65	11	11	--	146	77	69
South Dakota:											
2 small courts.....	18	589	500	103	397	87	46	41	2	2	--
Utah:											
First District (Ogden).....	18	2,128	2,025	1,379	646	103	80	23	--	--	--
Second District (Salt Lake City)	18	3,152	2,977	2,612	365	175	128	47	--	--	--
Third District (Provo).....	18	1,313	1,230	959	271	83	67	16	--	--	--
2 small courts.....	18	999	917	633	284	82	42	40	--	--	--
Vermont:											
16 small courts.....	16	364	110	110	--	254	254	--	--	--	--
West Virginia:											
Cabell Co. (Huntington).....	18	362	301	156	145	21	21	--	40	40	--
Kanawha Co. (Charleston).....	18	827	689	229	460	57	57	--	81	81	--
53 small courts.....	18	2,888	1,942	1,533	409	626	471	155	380	308	12
Wisconsin:											
Milwaukee Co. (Milwaukee).....	18	6,571	5,528	1,969	3,559	638	364	274	405	396	7

a/ NOTE WELL: The data in this table should not be used to make comparisons between communities regarding the extent of delinquency. Questions concerning changes in an individual court's data from one year to another should be directed to that individual court.

b/ Courts serving areas with population of 100,000 or more are listed separately, showing the chief city located in each area. Courts serving areas with less than 100,000 population are combined for each State and are presented as "small courts."

c/ The age under which court has original jurisdiction is different for boys and for girls. The age for boys appears first.

d/ Age shown is the one under which court has jurisdiction for delinquent children. Montana courts have jurisdiction for dependent and neglected children under 17 years of age.

Table 4.-- CHILDREN'S CASES, 1950: NUMBER OF DELINQUENCY, DEPENDENCY AND NEGLECT, AND SPECIAL PROCEEDINGS CASES DISPOSED OF OFFICIALLY AND UNOFFICIALLY BY 410 COURTS. a/

Areas served by court <u>b/</u>	Age under which court has original jurisdiction	Total all cases	Delinquency cases			Dependency and neglect cases			Special proceedings cases		
			Total	Official	Un-official	Total	Official	Un-official	Total	Official	Un-official
Total cases.....	—	104,653	73,411	30,224	43,187	24,910	13,522	11,388	6,572	5,482	1,050
ALABAMA:											
Jefferson Co. (Birmingham).....	<u>e/</u> 16,18	2,347	1,077	585	492	1,217	691	526	53	36	17
Mobile Co. (Mobile).....	16	512	336	248	88	176	135	41	—	4	—
Montgomery Co. (Montgomery).....	<u>e/</u> 16,18	428	352	131	221	72	37	35	4	—	—
ARKANSAS:											
Pulaski Co. (Little Rock).....	21	1,640	819	141	678	733	90	643	88	16	72
CONNECTICUT:											
First District (Bridgeport).....	16	1,703	1,388	383	1,005	315	315	—	—	—	—
Second District (New Haven).....	16	1,966	1,526	448	1,078	440	440	—	—	—	—
Third District (Hartford).....	16	1,478	1,123	277	846	355	355	—	—	—	—
INDIANA:											
Allen Co. (Fort Wayne).....	18	373	373	180	193	—	—	—	—	—	—
Lake Co. (Gary).....	18	1,003	959	172	787	29	12	17	15	4	11
Madison Co. (Anderson).....	18	108	108	43	65	—	—	—	—	—	—
Marion Co. (Indianapolis).....	18	1,514	893	467	426	394	381	13	227	203	24
St. Joseph Co. (South Bend).....	18	904	624	124	500	128	128	—	152	152	—
Vanderburgh Co. (Wyanville).....	18	348	348	60	288	—	—	—	—	—	—
Vigo Co. (Terre Haute).....	18	133	133	60	73	—	—	—	—	—	—
47 small courts.....	18	2,879	2,408	909	1,499	386	174	212	85	44	41
IOWA:											
Polk Co. (Des Moines).....	18	1,082	742	141	601	340	191	149	—	—	—
Woodbury Co. (Sioux City).....	18	951	503	184	319	268	144	124	180	105	75
MISSISSIPPI:											
Hinds Co. (Jackson).....	18	92	89	89	—	3	3	—	—	—	—
61 small courts.....	18	693	519	241	278	174	49	125	—	—	—
MISSOURI:											
Greene Co. (Springfield).....	17	402	277	95	182	83	80	3	41	41	—
Jackson Co. (Kansas City).....	17	3,236	1,816	1,006	810	706	307	399	714	653	31
St. Louis (City).....	17	3,176	1,529	462	1,067	876	342	534	771	756	15
St. Louis Co. (University City).....	17	676	386	164	222	149	71	78	141	137	4
111 small courts.....	17	2,094	1,032	753	279	456	386	70	606	595	1
MONTANA:											
1 small court.....	<u>e/</u> 18	1,005	1,005	36	969	—	—	—	—	—	—
NORTH DAKOTA:											
First Jud. Dist. (Fargo).....	18	586	394	261	133	184	168	16	8	8	—
1 small court.....	18	87	42	10	31	29	5	24	17	6	11
OHIO:											
Butler Co. (Hamilton).....	18	1,085	889	279	610	45	25	20	151	31	120
Clerk Co. (Springfield).....	18	458	404	55	349	47	44	3	7	7	—
Cuyahoga Co. (Cleveland).....	18	6,980	3,392	1,261	2,131	3,405	1,621	1,784	183	182	1
Franklin Co. (Columbus).....	18	1,061	583	235	348	359	264	95	119	77	42
Hamilton Co. (Cincinnati).....	18	4,080	3,697	152	3,545	223	223	—	160	56	104
Lucas Co. (Toledo).....	18	2,473	1,762	220	1,542	407	346	61	304	206	98
Mahoning Co. (Youngstown).....	18	1,335	1,133	160	973	171	126	45	31	23	8
Montgomery Co. (Dayton).....	18	1,733	1,401	262	1,139	212	203	9	120	119	1
Summit Co. (Akron).....	18	1,409	1,209	102	1,107	155	144	11	45	45	—
Trumbull Co. (Warren).....	18	427	295	263	32	127	119	8	5	5	—
52 small courts.....	18	5,983	4,340	1,664	2,676	1,126	982	144	517	414	103
OKLAHOMA:											
Tulsa Co. (Tulsa).....	18	2,431	1,379	110	1,269	1,047	206	841	5	—	5
6 small courts.....	<u>e/</u> 16,18	362	102	72	30	214	197	17	46	46	—
OREGON:											
Lane Co. (Eugene).....	18	1,034	545	129	416	421	116	305	78	26	38
Multnomah Co. (Portland).....	18	3,024	1,815	527	1,288	1,171	455	716	38	38	—
8 small courts.....	18	2,487	1,804	424	1,380	627	160	467	56	29	27
PENNSYLVANIA:											
Allegheny Co. (Pittsburgh).....	18	8,170	4,968	1,960	3,008	3,141	859	2,282	61	61	—
Berks Co. (Reading).....	18	703	494	68	426	207	77	130	2	2	—
Montgomery Co. (Norristown).....	18	542	318	64	254	224	11	213	—	—	—
Philadelphia (City and Co.).....	18	8,719	6,493	6,193	300	1,837	1,386	451	389	285	104
PUERTO RICO:											
Aguadilla District (Aguadilla).....	16	27	27	18	9	—	—	—	—	—	—
Mayaguez District (Mayaguez).....	16	62	62	9	53	—	—	—	—	—	—
1 small court.....	16	24	23	6	17	1	—	1	—	—	—
RHODE ISLAND:											
State (Providence).....	18	1,533	987	859	128	187	178	9	359	359	—
SOUTH CAROLINA:											
Greenville Co. (Greenville).....	16	747	479	229	250	262	66	196	6	6	—
Spartanburg Co. (Spartanburg).....	16	329	155	103	52	25	11	14	145	85	61
SOUTH DAKOTA:											
2 small courts.....	18	535	453	68	385	73	44	29	9	9	—
UTAH:											
First District (Ogden).....	18	1,658	1,578	1,061	517	80	70	10	—	—	—
Second District (Salt Lake City).....	18	2,363	2,185	1,703	482	178	134	44	—	—	—
Third District (Provo).....	18	1,320	1,224	805	419	96	48	48	—	—	—
2 small courts.....	18	1,085	970	822	148	115	93	22	—	—	—

Table 4.-- CHILDREN'S CASES, 1950: NUMBER OF DELINQUENCY, DEPENDENCY AND NEGLECT, AND SPECIAL PROCEEDINGS CASES DISPOSED OF OFFICIALLY AND UNOFFICIALLY BY 410 COURTS. a/--Continued

Areas served by court b/	Age under which court has original jurisdiction	Total all cases	Delinquency cases			Dependency and neglect cases			Special proceedings cases		
			Total	Official	Un-official	Total	Official	Un-official	Total	Official	Un-official
VERMONT: 16 small courts.....	16	356	125	125	—	231	231	—	—	—	—
WEST VIRGINIA: Cabell Co. (Huntington).....	18	322	260	151	109	15	15	—	47	47	—
53 small courts.....	18	2,338	1,713	1,212	501	447	303	144	178	177	1
WISCONSIN: Milwaukee Co. (Milwaukee).....	18	6,243	5,347	1,163	4,184	531	261	270	365	357	8

a/ **NOTE WELL:** The data in this table should not be used to make comparisons between communities regarding the extent of delinquency. Questions concerning changes in an individual court's data from one year to another should be directed to that individual court.

b/ Courts serving areas with population of 100,000 or more are listed separately, showing the chief city located in each area. Courts serving areas with less than 100,000 population are combined for each State and are presented as "small courts."

c/ The age under which court has original jurisdiction is different for boys and for girls. The age for boys appears first.

d/ Age shown is the one under which court has jurisdiction for delinquent children. Montana courts have jurisdiction for dependent and neglected children under 17 years of age.

Table 5.-- JUVENILE DELINQUENCY CASES, 1940-1952: NUMBER OF CASES DISPOSED OF BY 206 COURTS AND NUMBER OF CHILDREN AGED 10-17 IN THE UNITED STATES.

Year	Juvenile delinquency cases a/		Child population of U. S. (10-17 years of age) b/	
	Number	Percentage (1940 = 100)	Number	Percentage (1940 = 100)
1940.....	39,440	100	19,115,000	100
1941.....	44,173	112	18,893,000	99
1942.....	49,300	125	18,674,000	98
1943.....	67,837	172	18,481,000	97
1944.....	65,076	165	18,287,000	96
1945.....	67,837	172	18,089,000	95
1946.....	58,371	148	17,902,000	94
1947.....	51,642	131	17,776,000	93
1948.....	50,546	128	17,683,000	93
1949.....	53,061	135	17,586,000	92
1950.....	55,504	141	17,431,000	91
1951.....	58,961	149	17,746,000	93
1952.....	64,927	165	18,239,000	95
1955.....	—	—	20,190,000	106
1960.....	—	—	25,602,000	134

a/ Data for 1946-1952 based on cases disposed of by 206 courts serving about 12 percent of the child population of the United States; data for 1940-45 for these courts estimated by the Children's Bureau.

b/ Bureau of the Census, U. S. Department of Commerce. Data for 1940-1949 are provisional revised estimates (unpublished).

Table 6.-- JUVENILE DELINQUENCY CASES, 1951: AGES OF BOYS AND GIRLS WHEN REFERRED TO COURT, IN CASES DISPOSED OF BY 458 COURTS.

Age of child when referred to court	Juvenile delinquency cases									
	Number					Percent				
	Total	Official		Unofficial ^a		Total	Official		Unofficial	
		Boys	Girls	Boys	Girls		Boys	Girls	Boys	Girls
Total cases.....	100,360	35,301	7,818	46,886	10,355	--	--	--	--	--
Age reported.....	83,430	27,528	6,034	41,205	8,663	100	100	100	100	100
Under 10 years.....	2,474	538	74	1,633	229	3	2	1	4	3
10 years, under 12.....	4,221	1,243	135	2,557	286	5	5	2	6	3
12 years, under 14.....	10,260	3,086	736	5,212	1,226	12	11	12	13	14
14 years, under 16.....	24,385	8,037	2,559	10,518	3,271	29	29	43	25	38
16 years, under 18.....	36,977	13,065	2,220	18,554	3,138	45	47	37	45	36
18 years and over.....	5,113	1,559	310	2,731	513	6	6	5	7	6
Age not reported.....	16,930	7,773	1,784	5,681	1,692	--	--	--	--	--

Table 7.-- JUVENILE DELINQUENCY CASES, 1951: PLACES OF DETENTION CARE OF BOYS AND GIRLS, IN CASES DISPOSED OF BY 458 COURTS.

Place of detention care	Juvenile delinquency cases									
	Number					Percent				
	Total	Official		Unofficial		Total	Official		Unofficial	
		Boys	Girls	Boys	Girls		Boys	Girls	Boys	Girls
Total cases.....	100,360	35,301	7,818	46,886	10,355	--	--	--	--	--
Detention care reported.....	66,220	23,016	4,818	31,474	6,912	100	100	100	100	100
No detention care overnight.....	44,666	14,523	2,224	23,345	4,574	67	63	46	74	66
Detention care overnight or longer ^{a/}	21,554	8,493	2,594	8,129	2,338	33	37	54	26	34
Jail or police station..	5,444	3,134	482	2,563	265	8	14	10	5	4
Detention home.....	15,121	4,847	1,861	6,444	1,969	23	21	39	21	29
Boarding home.....	290	181	71	17	21	1	1	1	b/	b/
Other place.....	699	331	180	105	83	1	1	4	c/	1
Detention care not reported..	34,140	12,285	3,000	15,412	3,443	--	--	--	--	--

^{a/} Where a child was detained overnight in more than one place, only one place is reported. The selection is made in accordance with the order in which the places are listed.

^{b/} Less than 0.5 percent.

Table 8.-- JUVENILE DELINQUENCY CASES, 1951: DISPOSITION OF BOYS' AND GIRLS' CASES, DISPOSED OF BY 458 COURTS.

Disposition of case	Juvenile delinquency cases									
	Number					Percent				
	Total	Official		Unofficial		Total	Official		Unofficial	
		Boys	Girls	Boys	Girls		Boys	Girls	Boys	Girls
Total cases.....	100,360	75,301	7,818	46,886	10,755	—	—	—	—	—
Disposition reported.....	70,905	23,991	5,027	34,426	7,461	100	100	100	100	100
Case dismissed with or without warning or adjustment.....	29,205	3,849	664	20,835	3,857	41	16	13	61	52
Case held open without further action.....	5,502	1,347	269	3,445	441	8	6	5	10	6
Child supervised by probation officer.....	18,562	9,399	1,627	5,878	2,458	26	39	36	17	20
Child committed or referred to:										
Public institution for delinquent children.....	3,776	2,610	676	235	55	5	11	18	1	1
Other public institution.....	832	509	149	143	31	1	2	3	2	2
Other court.....	1,241	405	65	996	175	2	1	1	2	2
Public department.....	1,392	465	234	434	259	2	2	5	1	3
Private agency or institution.....	1,415	406	495	274	240	2	2	10	1	3
Other disposition of case.	8,980	5,001	448	2,586	945	13	21	9	7	13
Disposition not reported.....	29,455	11,310	2,791	12,460	2,894	—	—	—	—	—

a/ Less than 0.5 percent.

Table 9.-- DEPENDENCY AND NEGLECT AND SPECIAL PROCEEDINGS CASES, 1946-1952: NUMBER OF CASES DISPOSED OF BY 205 COURTS AND THE NUMBER OF CHILDREN UNDER 18 YEARS OF AGE IN THE UNITED STATES.

Year	Dependency and neglect cases		Special proceedings cases		Child population of U.S. under 18 years of age a/	
	Number	Percentage (1946 = 100)	Number	Percentage (1946 = 100)	Number	Percentage (1946 = 100)
1946....	16,277	100	3,344	100	43,216,000	100
1947....	17,080	105	5,410	162	44,467,000	103
1948....	16,642	103	4,653	145	45,272,000	105
1949....	15,686	96	3,782	113	46,136,000	107
1950....	15,065	93	4,366	131	47,042,000	109
1951....	15,580	96	4,346	130	48,638,000	113
1952....	16,213	100	4,289	128	50,312,000	116

a/ Bureau of the Census, U. S. Department of Commerce. Data for 1946-1949 are provisional revised estimates (unpublished).

Table 10.-- DEPENDENCY AND NEGLECT CASES, 1951: AGES OF CHILDREN WHEN REFERRED TO COURT, IN CASES DISPOSED OF BY 458 COURTS.

Age of child when referred to court	Dependency and neglect cases					
	Number			Percent		
	Total	Official	Unofficial	Total	Official	Unofficial
Total cases.....	31,435	17,251	14,154	—	—	—
Age reported.....	24,257	13,251	11,006	100	100	100
Under 2 years.....	4,237	2,582	1,655	17	20	15
2 years, less than 6.....	7,096	3,611	3,485	29	27	32
6 years, less than 10.....	5,564	2,972	2,592	23	22	23
10 years, less than 14.....	4,327	2,432	1,895	18	18	17
14 years, less than 18.....	2,849	1,556	1,293	12	12	12
18 years, and over.....	184	98	86	1	1	1
Age not reported.....	7,178	4,030	3,148	—	—	—

Table 11.-- DEPENDENCY AND NEGLECT CASES, 1951: PLACES OF SHELTER CARE OF CHILDREN, IN CASES DISPOSED OF BY 458 COURTS.

Place of shelter care	Dependency and neglect cases					
	Number			Percent		
	Total	Official	Unofficial	Total	Official	Unofficial
Total cases.....	31,435	17,251	14,154	—	—	—
Shelter care reported.....	18,868	10,674	8,194	100	100	100
No shelter care overnight.....	14,269	7,130	7,139	76	67	87
Shelter care overnight or longer a/.....	4,599	3,544	1,055	24	33	13
Fall or police station.....	48	29	19	b/	b/	b/
Detention home.....	1,771	1,350	421	10	13	5
Boarding home.....	1,012	805	207	5	7	3
Other place.....	1,768	1,360	408	9	13	5
Shelter care not reported.....	12,567	6,607	5,960	—	—	—

a/ Where a child was cared for overnight in more than one place, only one place is reported. The selection is made in accordance with the order in which the places are listed.

b/ Less than 0.5 percent.

Table 12. -- DEPENDENCY AND NEGLECT CASES, 1951: DISPOSITION OF CHILDREN'S CASES DISPOSED OF BY 458 COURTS.

Disposition of case	Dependency and neglect cases					
	Number			Percent		
	Total	Official	Unofficial	Total	Official	Unofficial
Total cases.....	31,435	17,281	14,154	—	—	—
Disposition reported.....	19,299	11,030	8,269	100	100	100
Case dismissed with or without warning or adjustment.....	6,383	2,059	4,324	33	19	52
Case held open without further action.....	1,722	525	1,197	9	5	15
Child supervised by probation officer.	2,193	1,254	939	12	11	11
Child committed or referred to:						
Public institution for delinquent children.....	22	21	1	a/	a/	a/
Other public institution.....	571	517	54	3	5	1
Other court.....	224	113	111	1	1	1
Public department.....	4,102	3,772	330	21	34	4
Private agency or institution.....	1,540	1,285	255	8	12	3
Other disposition of case.....	2,542	1,484	1,058	13	13	13
Disposition not reported.....	12,136	6,251	5,885	—	—	—

a/ Less than 0.5 percent.