

123265

**U.S. Department of Justice
National Institute of Justice**

This document has been reproduced exactly as received from the person or organization originating it. Points of view or opinions stated in this document are those of the authors and do not necessarily represent the official position or policies of the National Institute of Justice.

Permission to reproduce this [REDACTED] material has been granted by

Public Domain/OJP/NIJ

U.S. Department of Justice

to the National Criminal Justice Reference Service (NCJRS).

Further reproduction outside of the NCJRS system requires permission of the [REDACTED] owner.

123265



National Institute of Justice

*Research
in Action*

James K. Stewart, Director

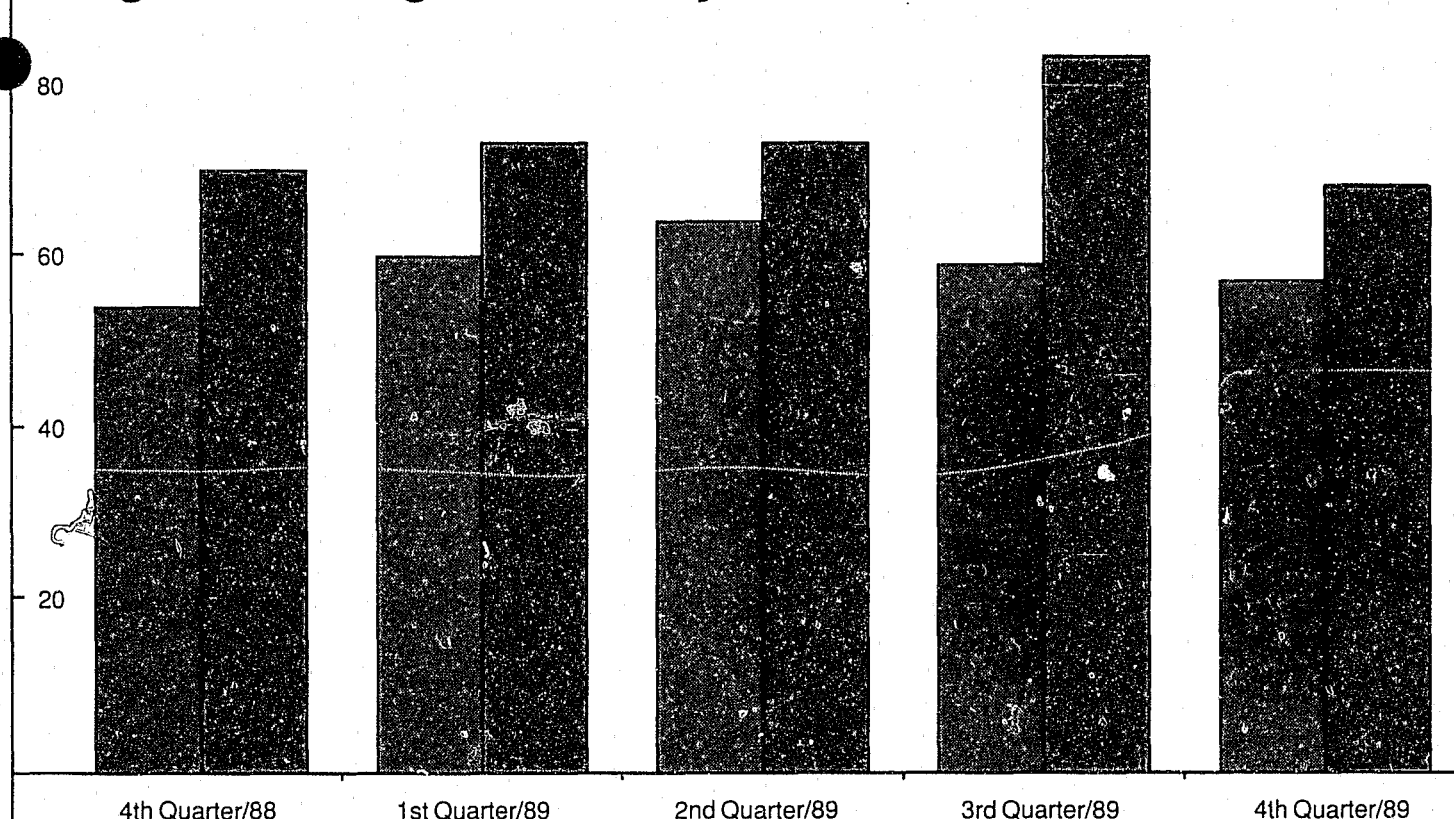
May 1990

DUF

DRUG USE FORECASTING

OCTOBER TO DECEMBER 1989

Drug Use Among Kansas City Arrestees*



Source: National Institute of Justice/Drug Use Forecasting Program

*Percent positive by urinalysis

□ Males ■ Females

Drug Use Forecasting (DUF) Research Update

In 1987, the National Institute of Justice began the Drug Use Forecasting (DUF) program in New York City. By 1989, 22 cities had entered the program. DUF is designed to provide each city with estimates of drug use among arrestees and information for detecting changes in drug use trends. The DUF program provides the country with the first objective measure of recent drug use in this deviant segment of the population. The information can be used to plan the allocation of law enforcement, treatment, and prevention resources, as well as to gain an indication of the impact of local drug use reduction efforts.

Method

DUF data are collected in central booking facilities in participating cities throughout the United States. For approximately 14 consecutive evenings each quarter, trained local staff obtain voluntary and anonymous urine specimens and interviews from a new sample of arrestees. In each site, approximately 225 males are sampled. In some sites, approximately 100 female arrestees are also interviewed.

To obtain samples with a sufficient distribution of arrest charges, DUF interviewers limit the number of male arrestees in the sample who are charged

with the sale or possession of drugs. Because such persons are most likely to be using drugs at time of arrest and are undersampled, DUF statistics are minimum estimates of drug use in the male arrestee population. All female arrestees, regardless of charge, are included in the DUF sample because of the small number of female arrestees available.

Urine specimens are analyzed by EMIT™ for 10 drugs: cocaine, opiates, marijuana, PCP, methadone, benzodiazepine (Valium), methaqualone, propoxyphene (Darvon),

Drug Use by Male Arrestees*

City	% POSITIVE ANY DRUG*	RANGE OF % POSITIVE				% POSITIVE*					
		LOW	DATE	HIGH	DATE	2+ DRUGS	COCAINE	MARIJUANA	AMPHETAMINES	OPIATES	PCP
Philadelphia	81	79	8/88	84	4/89	30	72	21	1	10	3
San Diego	80	66	6/87	85	1/89	47	39	35	33	25	4
New York	76	76	4/89	90	6/88	39	68	19	0	22	3
Chicago	71	71	11/89	85	7/88	42	55	25	0	26	14
New Orleans	68	58	1/88	76	4/89	23	60	19	0	7	2
Portland	68	54	1/89	76	8/88	25	31	42	12	14	0
Ft. Lauderdale	64	62	8/88	71	3/88	14	48	23	0	2	0
Los Angeles	63	63	10/89	77	4/88	22	47	16	5	12	3
Cleveland	62	62	11/89	70	8/89	18	54	16	**	0	2
Houston	62	61	1/88	70	7/89	21	52	20	**	4	**
St. Louis	62	56	10/88	69	4/89	22	49	19	**	9	6
Birmingham	60	60	11/89	75	7/88	14	52	12	0	4	0
Dallas	60	57	12/88	72	6/88	18	47	22	2	4	**
San Jose	59	59	11/89	65	8/89	22	29	23	10	7	15
Wash., D.C.	57	57	11/89	72	2/89	21	50	7	**	12	8
Kansas City	57	54	11/88	64	5/89	16	40	24	**	2	4
Phoenix	57	53	10/87	67	1/88	18	32	30	9	5	**
Indianapolis	57	50	2/89	62	9/89	19	25	42	0	3	**
Detroit	52	52	12/89	69	10/88	16	40	14	0	10	0
San Antonio	49	49	12/89	63	8/88	21	23	27	1	13	0

Source: National Institute of Justice/Drug Use Forecasting Program

*Positive urinalysis, October through December 1989

**Less than 1%

The Assistant Attorney General, Office of Justice Programs, coordinates the activities of the following program Offices and Bureaus: National Institute of Justice, Bureau of Justice Statistics, Bureau of Justice Assistance, Office of Juvenile Justice and Delinquency Prevention, and Office for Victims of Crime.

Drug Use Forecasting (DUF) Research Update (continued)

barbiturates, and amphetamines. Positive results for amphetamines are confirmed by gas chromatography to eliminate positives that may be caused by over-the-counter drugs. For most drugs, the urine test can detect use in the prior 2 to 3 days. Exceptions are marijuana and PCP, which can sometimes be detected several weeks after use.

Fourth Quarter Results October to December, 1989

The percentage of male arrestees testing positive for a drug at the time of arrest ranged from 49 percent in San Antonio to 81 percent in Philadelphia (see page 2). The range of drug use for female arrestees was 43 percent in

San Antonio and Birmingham to 78 percent in Philadelphia (see below).

Multiple drug use was highest in San Diego, where 47 percent of the male arrestees tested positive for more than one drug. Multiple drug use was found in 38 percent of the female arrestees in San Diego and Washington, D.C.

Cocaine remains the most prevalent drug found in the majority of male and female arrestees. The exceptions were Portland, Indianapolis, and San Antonio, where male arrestees were more likely to test positive for marijuana than any other drug. For female arrestees, marijuana use in Indianapolis was greater than cocaine use. And in San Diego, females were most likely to test positive for amphetamines.

PCP use was found in male arrestees in Chicago (14 percent) and in male and female arrestees in San Jose (15 and 12 percent, respectively). Washington, D.C., continues to show declining rates of PCP use (males—8 percent, females—6 percent).

During the fourth quarter of 1989, 7 of the 20 cities with results for male arrestees showed the lowest percent of drug use since the initiation of data collection in those cities. Likewise, in 7 of the 17 cities testing female arrestees, the lowest overall drug use was found. No city recorded their highest drug use this quarter. (San Jose was not included in these figures, since they have just recently started collection of DUF data.)

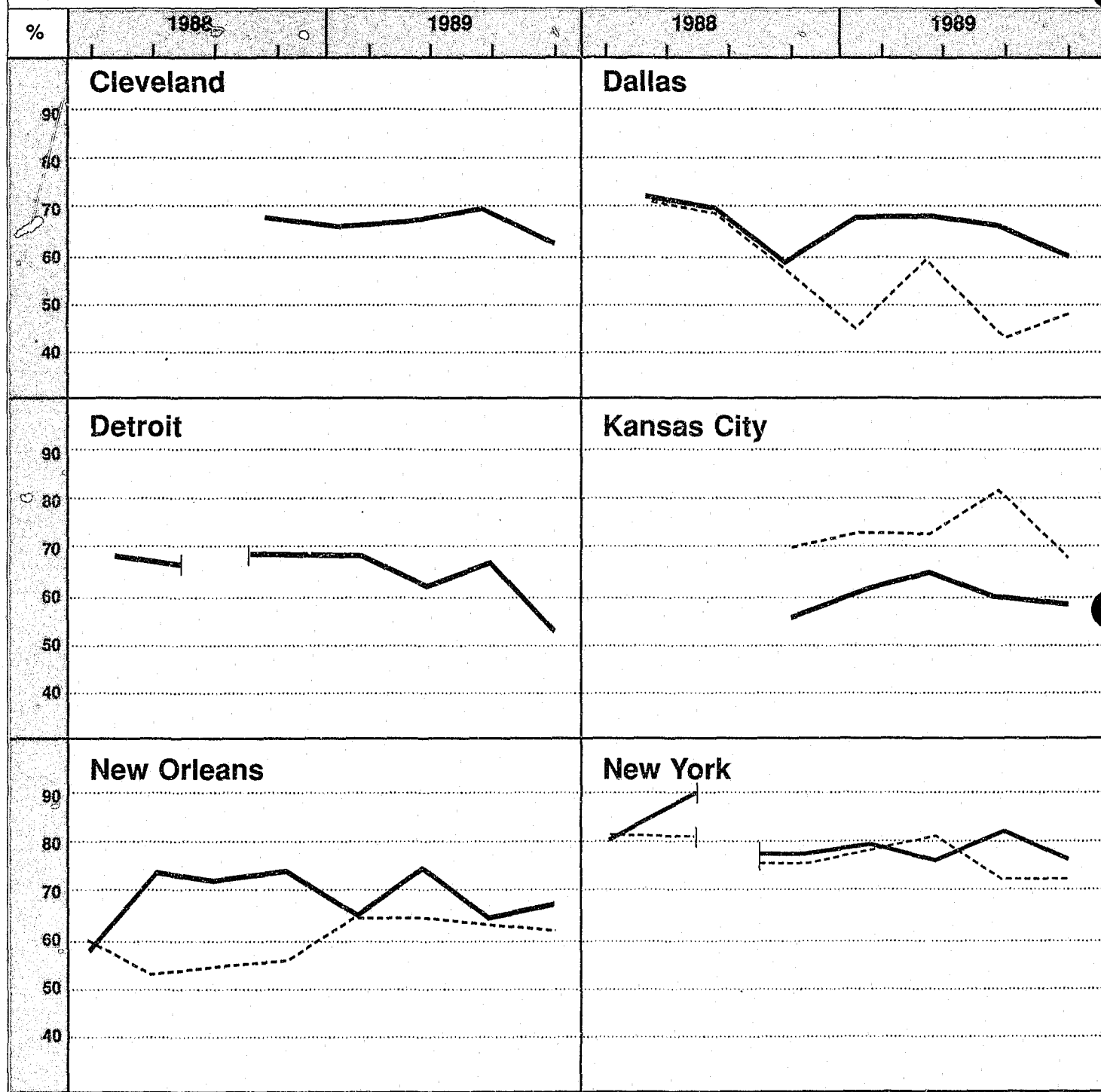
Drug Use by Female Arrestees*

Drug Use by Female Arrestees											
City	% POSITIVE ANY DRUG*	RANGE OF % POSITIVE				% POSITIVE*					
		LOW	DATE	HIGH	DATE	2+ DRUGS	COCAINE	MARIJUANA	AMPHETAMINES	OPIATES	PCP
Females											
Philadelphia	78	77	1/89	90	7/89	25	68	9	2	13	**
Los Angeles	76	72	7/88	80	7/89	32	63	10	5	19	7
San Diego	74	74	11/89	87	12/87	38	31	30	39	13	1
Wash., D.C.	72	70	2/89	88	6/89	38	67	5	0	28	6
New York	72	72	7/89	83	2/88	28	64	7	0	20	2
Kansas City	68	68	10/89	83	8/89	21	57	22	2	3	5
Phoenix	64	54	7/88	78	3/89	30	51	26	8	10	2
New Orleans	62	46	11/87	65	1/89	24	49	15	0	7	3
St. Louis	61	45	11/88	75	4/89	18	46	18	0	2	7
San Jose	59	59	12/89	59	9/89	22	26	15	13	10	12
Portland	57	57	11/89	82	8/88	24	35	19	9	24	0
Ft. Lauderdale	56	56	12/89	70	9/89	11	44	12	0	3	1
Houston	48	48	10/89	64	4/89	13	42	8	2	6	0
Dallas	46	42	9/89	71	6/88	14	36	10	1	8	0
Indianapolis	46	42	9/89	47	2/89	15	18	25	0	8	0
Birmingham	43	43	11/89	77	4/89	11	33	14	0	4	0
San Antonio	43	43	12/89	55	9/89	15	22	10	1	16	0

Source: National Institute of Justice/Drug Use Forecasting Program

*Positive urinalysis, October through December 1989

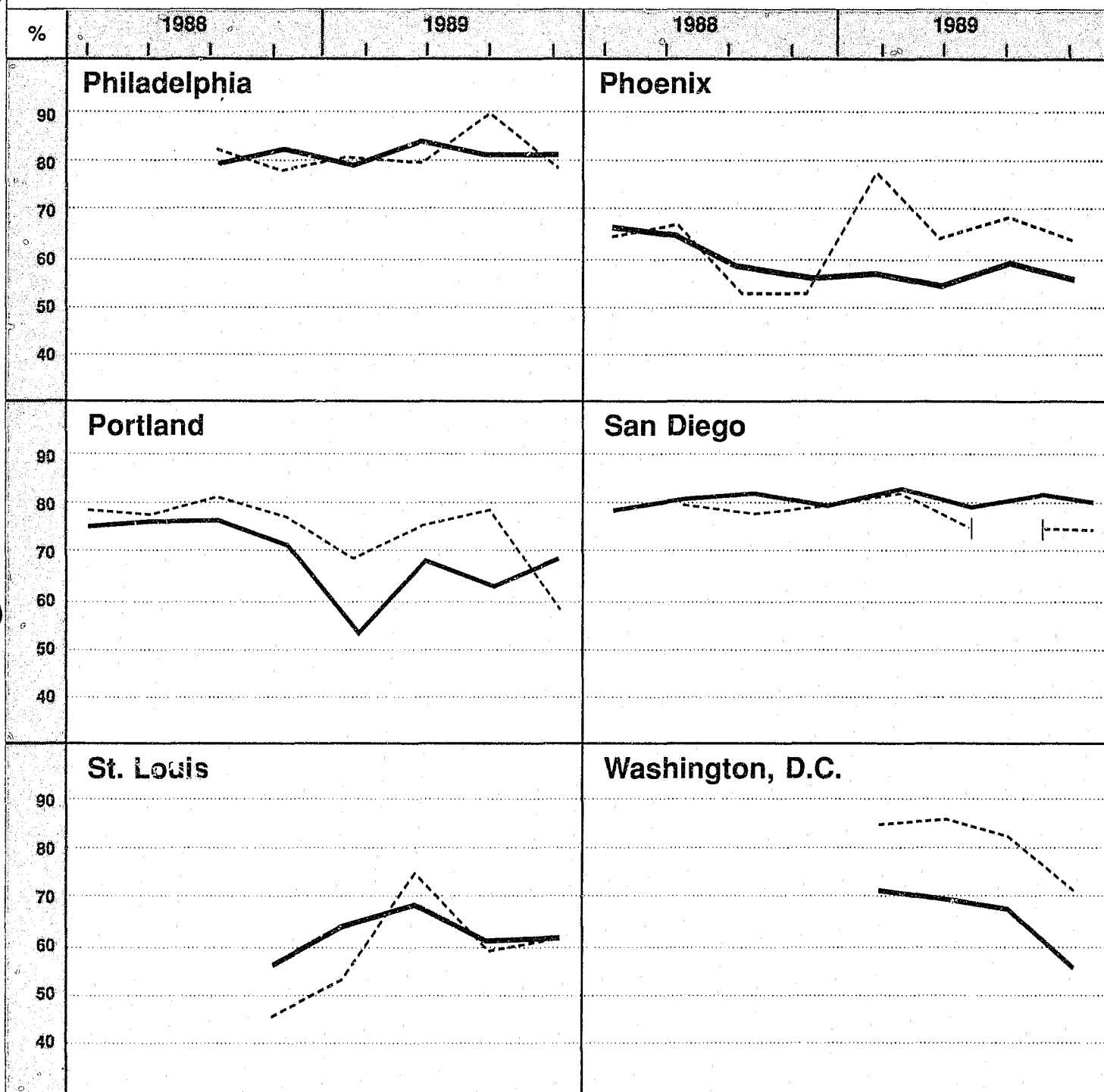
Drug Use Trends Among Arrestees*



— Males
--- Females

Source: National Institute of Justice/Drug Use Forecasting Program
*Percent positive by urinalysis for any drug

Drug Use Trends Among Arrestees* (continued)



— Males
 --- Females

Source: National Institute of Justice/Drug Use Forecasting Program
 *Percent positive by urinalysis for any drug

Multiple Drug Use Among Cocaine Users

In 1988, cocaine was the most prevalent drug found in male and female arrestees in the majority of the Drug Use Forecasting (DUF) cities. In over half of the 19 sites, 49 percent or more of the male arrestees tested positive for cocaine at time of arrest. In 8 of the 14 cities testing female arrestees, 50 percent or more were positive for cocaine (see table to the right). We were interested in exploring the extent of drug use among cocaine users. That is, are those arrestees testing positive for cocaine likely to be using other drugs as well? We, therefore, looked at the percentage of those testing positive for cocaine who also tested positive for another drug.

Between 30 percent (Kansas City) and 82 percent (San Antonio) of the male cocaine users also tested positive for another drug. In 13 of the 19 cities, 50 percent or more of the male cocaine users were positive for other drugs. Furthermore, in Chicago, New Orleans, San Antonio, and San Diego, over 70 percent of the male arrestees who tested positive for cocaine had been using other drugs as well.

Female arrestees who tested positive for cocaine also showed a high percent of other drug use. In all cities, except Kansas City, 45 percent or more of the female cocaine users tested positive for some other drug. Only 21 percent of the female cocaine users in Kansas City tested positive for another drug.

These findings indicate that many of the arrestees who tested positive for cocaine were also using other drugs. Prior research has consistently shown that persons who test positive for multiple drugs at arrest are among the most active criminals.

Drug Use Among Male Arrestees Who Tested Positive for Cocaine*

Site		Total N	% positive cocaine	% of arrestees testing positive for cocaine, who tested positive for another drug
Birmingham	M	342	51	42
	F	52	38	45
Chicago	M	905	58	74
	F	104	70	63
Cleveland	M	212	52	39
Dallas	M	733	49	53
	F	308	48	50
Detroit	M	583	51	53
	F	90	71	50
Ft. Lauderdale	M	193	42	66
Houston	M	453	49	63
Indianapolis	M	130	15	50
Kansas City	M	128	41	30
	F	67	57	21
Los Angeles	M	1147	60	55
	F	613	61	53
Miami	M	182	64	34
New Orleans	M	860	51	71
	F	358	40	55
New York	M	792	74	59
	F	300	75	55
Philadelphia	M	585	72	49
	F	164	63	45
Phoenix	M	846	30	68
	F	400	36	60
Portland	M	982	40	66
	F	359	54	68
San Antonio	M	206	27	82
	F	108	26	79
San Diego	M	937	43	78
	F	211	50	57
St. Louis	M	246	38	41
	F	81	31	60

Source: National Institute of Justice/Drug Use Forecasting Program

*Data based on positive urinalysis, January through December 1988

"Ice" Use Among Arrestees*



U.S. drug users steer clear of 'ice'

By Sam Meddis
USA TODAY

After a year of warnings that "ice" would become the next major drug epidemic, authorities now say the threat has not materialized.

"The headline should be: 'The ice age doesn't come,'" says James Stewart, director of the National Institute of Justice, the research arm of the Justice Department.

Media warnings about the spread of "ice" — a smokable form of the stimulant methamphetamine — followed a 1988

National Institute on Drug Abuse study that said it "looms as a potential national drug crisis for the 1990s."

But, a new Justice Department study testing arrestees across the USA for drugs found — while "ice" remains popular in Hawaii and some California cities — there is no evidence that it is sweeping the nation.

Other barometers — including drug arrests, seizures by the Drug Enforcement Administration, and hospital reports — indicate that the highly addictive drug is "not going to get a big market," says Herbert

Kleber, deputy to drug czar William Bennett.

Mona Brown, spokeswoman for the drug abuse institute, says health officials have not seen a heightened use of "ice."

National Institute of Justice surveys of arrestees has been reliable predictors of past drug trends. It predicted the 1980s "crack" cocaine epidemic and the 1970s heroin epidemic in Washington, D.C.

Under the program, about 250 arrestees are given urinalysis tests in 23 cities every three months. Among drugs detected: amphetamine, of which

"ice" is a form.

But no significant increase in the use of "ice" was found between the fourth quarter of 1988 and the fourth quarter of 1989. In San Diego, for example, 32 percent of arrestees tested positive for amphetamine in 1988, compared with 33 percent in 1989. In Philadelphia, the percentage remained at 1 percent in both periods.

The long-lasting high from "ice," between eight and 16 hours, may not be attractive to many users.

Says Kleber: "Ice is not ideal for what an addict wants."

Copyright 1990, USA Today, April 6, 1990. Reprinted with permission.

*USA Today article based on DUF findings presented below.

Amphetamine Use Among Male Arrestees*

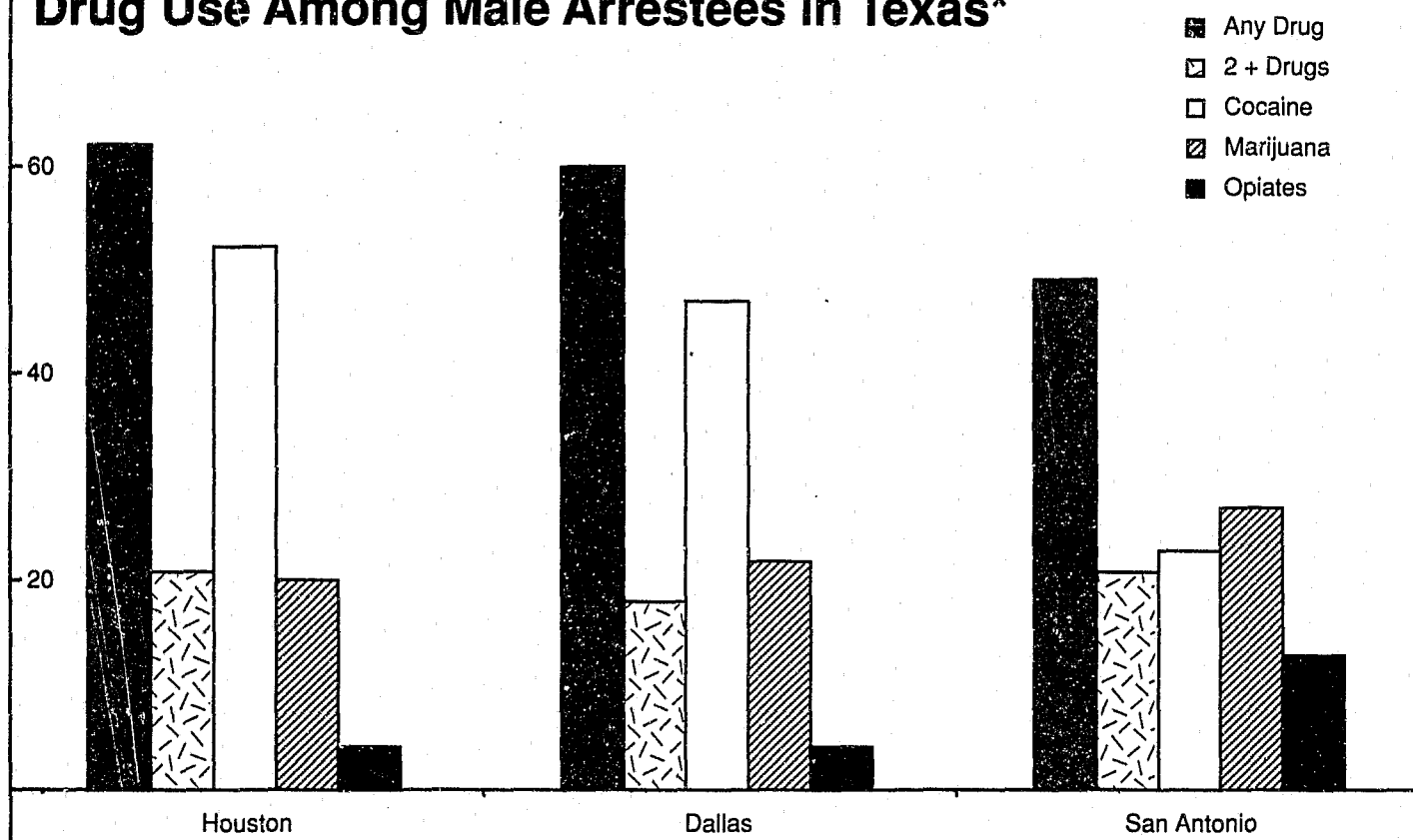
	4th Quarter '88	1st Quarter '89	2nd Quarter '89	3rd Quarter '89	4th Quarter '89
San Diego	32%	35%	36%	37%	33%
Phoenix	12%	5%	8%	9%	9%
Portland	9%	7%	9%	10%	12%
Dallas	8%	4%	6%	4%	2%
San Antonio	NA	6%	4%	3%	1%
San Jose		DUF began 3rd Quarter 1989			10%
New York	0%	**	0%	0%	0%
Philadelphia	1%	**	1%	1%	1%

Source: National Institute of Justice/Drug Use Forecasting

*Positive urinalysis

**Less than 1%

Drug Use Among Male Arrestees in Texas*



Source: National Institute of Justice/Drug Use Forecasting Program

*Positive urinalysis, October through December 1989

NCJ 123265

U.S. Department of Justice
Office of Justice Programs
National Institute of Justice
Washington, D.C. 20531

Official Business
Penalty for Private Use \$300

BULK RATE
POSTAGE & FEES PAID
DOJ/NIJ
Permit No. G-91