

121388

Annual Report of the Judiciary of Arkansas 1988-89

CR-sent MF
4-20-90

121388

121388

U.S. Department of Justice
National Institute of Justice

This document has been reproduced exactly as received from the person or organization originating it. Points of view or opinions stated in this document are those of the authors and do not necessarily represent the official position or policies of the National Institute of Justice.

Permission to reproduce this copyrighted material has been granted by
Arkansas Administrative

Office of the Courts
to the National Criminal Justice Reference Service (NCJRS).

Further reproduction outside of the NCJRS system requires permission of the copyright owner.

**Published by the
Administrative Office of the Courts**

TABLE OF CONTENTS

Letter of Transmittal, Chief Justice Jack Holt, Jr.....	1
From the Administrative Office of the Courts Director	2

The Courts

History of the Arkansas System	7
Present Structure	7
Financing the System	9
The Arkansas Supreme Court	11
The Arkansas Court of Appeals	13
General Jurisdiction Courts	15
Limited Jurisdiction Courts	66

Administration of the Court System	68
--	----

Statistical Section	71
---------------------------	----

**SUPREME COURT OF ARKANSAS
LITTLE ROCK, ARKANSAS 72201**

JACK HOLT, JR.
CHIEF JUSTICE



The Honorable Bill Clinton, Governor,
Members of the Arkansas General Assembly
Fellow Justices and Judges and Fellow Arkansans:

I am pleased to present to you this report of the work of the Arkansas judiciary during fiscal year 1988-89. As this report will document, our state's trial and appellate courts continue to consider record numbers of cases, yet do so with efficiency and relative dispatch.

Changes in jurisdiction for juvenile and paternity matters from county to chancery courts, and the creation of eighteen new trial judgeships by the 1989 General Assembly brought major fundamental changes to our court system. The members of the General Assembly, particularly those members of the House and Senate Judiciary Committees, were extremely helpful and consulted with the judiciary before effectuating these changes. These changes did, however, create a great deal of controversy and uncertainty; even so, our judges, clerks, court reporters, prosecutors, case coordinators, court administrators and other court officials have done an admirable job of assuming additional burdens in taking the necessary action to implement the changes.

I thank and express my appreciation to the trial judges and clerks across the state and to the staff of the Administrative Office of the Courts for their work in compiling the data for this report. It is my hope that it will serve as an aid in our continued attempts to provide a judicial system which is both fair and efficient for all Arkansans.

A handwritten signature in black ink that reads "Jack Holt, Jr." The signature is written in a cursive style with a large, sweeping initial "J".

Jack Holt, Jr.
Chief Justice

**SUPREME COURT OF ARKANSAS
ADMINISTRATIVE OFFICE OF THE COURTS
LITTLE ROCK, AR 72201-1078**

JAMES D. GINGERICH
DIRECTOR



The Honorable Jack Holt, Jr.
Chief Justice
Arkansas Supreme Court

On behalf of the staff of the Administrative Office of the Courts, I am pleased to present this report of the activities of the Arkansas judiciary for fiscal year 1988-89. This year has brought fundamental changes to our state court system. It is hoped that this overview and the remaining sections of this *Annual Report* will be of value to you in assessing the impact of those changes in your role as Chief Justice, and to those in the executive and legislative branch as they conduct their deliberations.

Major Events

Juvenile and Paternity Jurisdiction — With the passage of Amendment 67 to the Arkansas Constitution authorizing a change in juvenile and paternity jurisdiction, the 1989 General Assembly adopted major changes in the work and structure of the state's chancery courts. A new juvenile division of chancery court was created as of August 1, 1989, and seventeen new circuit/chancery judgeships were created to handle the additional caseload. In addition, jurisdiction for all paternity cases was moved from county courts to chancery courts.

Judicial Ethics — In November of 1988, Arkansas voters also approved the adoption of Amendment 66 to the Arkansas Constitution to provide for the creation of the Arkansas Judicial Discipline and Disability Commission. The nine member Commission was appointed by the Supreme Court, Governor, Attorney General, and General Assembly and officially began operating on July 1, 1989. The Commission selected Judge Tom Butt, a chancellor from Fayetteville, as chairman. The Commission hired an executive director and will review all complaints of ethics violations or voluntary or involuntary disability concerning judges in Arkansas.

Judicial Council — The Arkansas Judicial Council was ably served during the year by President John Graves, a circuit judge from Camden. One of the major changes in the role of the Judicial Council came with the adoption of Act 864 of 1989. The act requires that the Council develop criteria for the consideration of all requests for new judgeships or judicial redistricting before such requests are considered during any regular or special session of the General Assembly. In response, the Council created a new Judicial Resources Assessment Committee and appointed Judge John Lineberger, a chancellor from Fayetteville, as its chair.

Grants — The Administrative Office of the Courts was very successful during the year in securing private and federal grants to augment the regular state appropriation for the judiciary and carry out special projects. Funds were received from the Arkansas IOLTA Board to hire an individual to write and publish a handbook for municipal court clerks and a deskbook for municipal court judges.

Two grants were awarded to the office by the State Justice Institute. One will allow for a study of the use of voice activated video camera equipment for the making of the trial court record in Jefferson County, Arkansas. The second will allow for the production of two slide shows and educational materials for elementary and secondary school students to assist judges in their attempts to educate children and youth about the Arkansas court system. Federal funds were also received through the Arkansas Juvenile Advisory Group to conduct a special three day conference for the seventeen newly appointed juvenile judges.


Supreme Court Rulings — Several rulings by the Arkansas Supreme Court brought change to the judicial system. In March, the Court handed down *Hutton vs. Savage*, which declared unconstitutional the use of masters by the state's trial judges. The state had been using masters on a regular basis in several counties to hear juvenile, paternity, and uncontested divorce cases and to handle special proceedings.

In May, the Court abolished the use of Rule 37 of the Arkansas Rules of Criminal Procedure which was the major state remedy for post-conviction relief. Defendants are still able to petition the Court for a writ of habeas corpus.

The Court also adopted two major changes in the procedure for processing appeals. In a per curiam opinion, the Court instituted, on a trial basis, the use of an appeal brief with an attached appendix, rather than a complete abstract of the record. The opinion also announced a change from the use of legal size paper to letter size paper for all trial and appellate court filings. The changes were made "to decrease the cost of appellate litigation, increase the ease of accuracy of the evaluation of cases at the appellate level, and provide uniformity as well as compatibility with the age of the word processor in the case of paper size."

Administrative Changes — As of July 1, 1989, the Arkansas Judicial Department became the Administrative Office of the Courts. The change is consistent with the practice in the majority of states and with nationally recommended standards. The office was also given broader statutory responsibility for the administration of the Arkansas court system.

The 1989 theme chosen by the American Bar Association is "Access to Justice." The events outlined above are only a sampling of the activities which took place within the Arkansas judiciary during fiscal year 1988-89. Each of them represents an attempt by judicial, legislative and executive officials to improve the "Access to Justice" which each of our citizens deserve. The Administrative Office of the Courts is pleased to have been a part of that process. It is hoped that this *Annual Report* can be a catalyst for future improvement in the year to come.



James D. Gingerich
Director

THE COURTS

ARKANSAS' COURT SYSTEM

Historical Development

The Territory of Arkansas was established by an Act of Congress in 1819. The act provided that the President of the United States should appoint a Governor, a Secretary, and three Superior Court Judges to administer the territory's executive, legislative, and judicial affairs. President James Monroe appointed James Miller of New Hampshire as Governor in March of 1819. In August of 1819, the first legislative session was held at Arkansas Post. Two of the six laws which were enacted during the session dealt with the judiciary. One divided the territory into two judicial districts and the other set terms of court for the Superior Court.

The congressional act establishing the territory had vested all judicial power in a three judge Superior Court, inferior courts as established by the legislative department of the territory, and justices of the peace. Superior Court jurisdiction encompassed all cases of law and equity with each Superior Court judge serving as a circuit judge and any two of the three Superior judges sitting as an appeals court. Since the Superior Court had original as well as appellate jurisdiction, both grand and petit juries were integral parts of its operations. The territorial judicial system remained virtually the same from 1819 through 1836, when Arkansas was admitted to the Union.

From the time of statehood to the present constitution of 1874, the state operated under four different constitutions. The judicial branch was structured in basically the same way under each, including a Su-

preme Court, circuit courts, county courts, and justices of the peace. Under the Confederate Constitution of 1861, probate courts and corporation courts were added to the system. These were abolished under the Unionist Constitution of 1864 in which the legislature was given power to establish courts of chancery.

One main difference between the early constitutions involved the method by which judges were selected. Under the original constitution of 1836, both trial and appellate judges were selected by a majority vote of both Houses of the General Assembly. County judges were selected by a majority vote of the justices of the peace of each county, who were themselves selected by the voters in each township. In 1848, the constitution was amended to provide for direct election of circuit and county judges, with appellate judges remaining subject to election by the legislature. Under the 1861 Constitution, voters continued to elect county and circuit judges, but judges of the Supreme Court were appointed by the Governor with confirmation by the Senate. With the adoption of the 1864 constitution, all judges were selected by direct election. However, this was short-lived as the constitution of 1868 provided for gubernatorial appointment of the Chief Justice and all inferior court judges and direct election of the four Associate Justices of the Supreme Court.

The Present Court System

The Constitution of 1874 established the Arkansas judiciary as we

know it today. Under Section 1 of Article 7, the judicial power is "vested in one Supreme Court, in circuit courts, in county and probate courts, and in justices of the peace." The section further provides that the General Assembly may establish jurisdiction in municipal corporation courts, courts of common pleas, and separate courts of chancery.

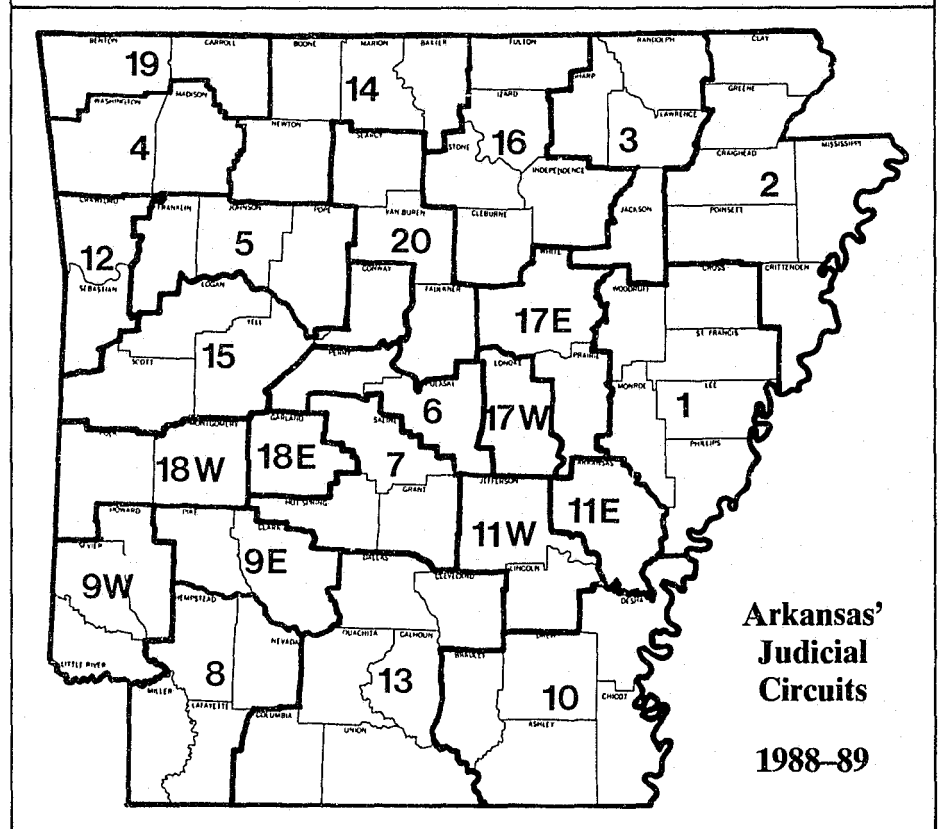
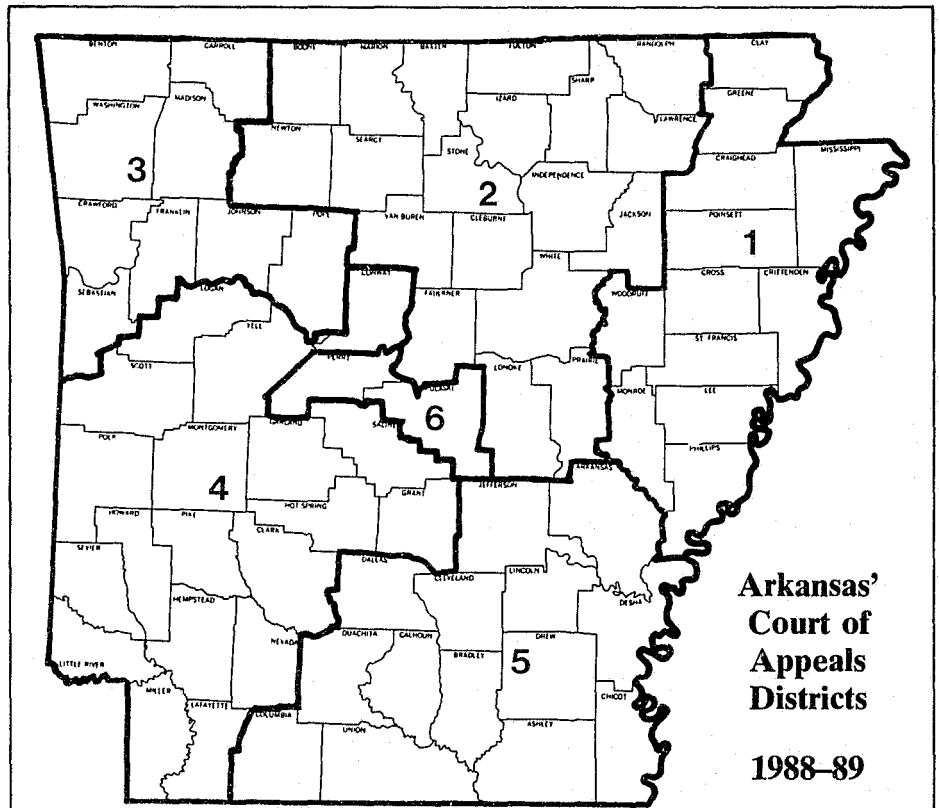
Membership of the Supreme Court was set at three members with a provision that two additional justices could be added when the state's population reached one million. When this figure was reached in 1889, the legislature authorized the increase to five members. By 1923, the workload of the Supreme Court had exceeded the Court's capacity and in that year Amendment 9 was adopted which authorized the enlargement of its membership to its present six justices and one Chief Justice. Members of the court are elected in statewide elections for an eight year term. The Governor is responsible for filling any vacancies on the Court by appointment. The Court hears all of the more serious appeals from the state's circuit and chancery courts, as designated by Supreme Court Rule 29. It also hears a limited number of cases from the Court of Appeals.

Amendment 58 to the Arkansas Constitution authorized the General Assembly to establish an intermediate appellate court known as the Court of Appeals. The Court was established and began operation in 1979. This Court is composed of a Chief Judge and five Associate Judges. Each of the judges are elected for eight year terms from one of six geographical districts.

The Court sits in two panels of three judges with any decision by a panel being final unless a single judge dissents. In these cases, the decision is reached "en banc" by the full Court. Judgments of the Court of Appeals may be appealed to the Supreme Court when any one of three circumstances exist: (1) The case was erroneously filed in the Court of Appeals, (2) a case filed in the Court of Appeals is believed to be of paramount public interest and is "certified" to the Supreme Court, or (3) the case was decided in a tie vote in the Court of Appeals.

Arkansas remains one of three states in the union which maintains separate courts of law and equity. Judges of courts of law are designated as circuit judges and those of courts of equity are designated chancellors. In general, circuit courts have jurisdiction for all civil and criminal matters and hear appeals from courts of limited jurisdiction. Chancery courts have jurisdiction for cases involving domestic relations, land disputes, support actions, and other cases where equitable relief is sought. Chancellors also serve as judges of the probate court and hear cases involving wills, guardianships, adoptions, mental commitments, and related matters. Beginning in 1989, the chancery court will also be responsible for juvenile cases. Circuit judges are elected to the bench by the voters of the respective judicial circuits every four years and chancellors are elected to a term of six years. All judges are elected from one of twenty-four circuits.

Courts of limited jurisdiction in Arkansas are of six types, each possessing somewhat overlapping jurisdiction. They consist of municipal courts, county courts, courts of common pleas, police courts, city



courts, and justice of the peace courts. The municipal courts are the principle courts of limited jurisdiction and the only ones in which the judge is required to be an attorney. The courts have county-wide jurisdiction over misdemeanor cases, preliminary felony cases, and civil cases in matters of less than \$3,000.

Funding of the Judiciary

Arkansas courts are financed through state, county and city appropriations. The degree of funding from each source depends upon the level of jurisdiction of the court being funded. State government is the sole funding source for the Supreme Court, Court of Appeals, appellate court support staff, Supreme

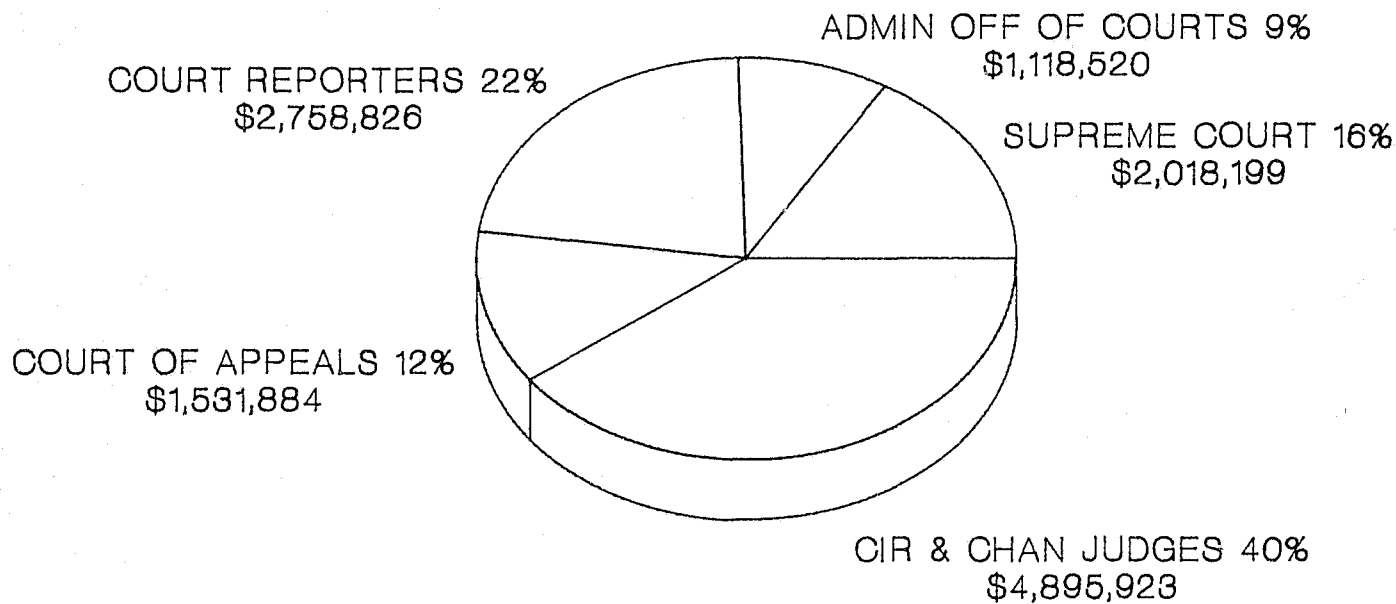
Court Law Library, and the Administrative Office of the Courts. In addition, the state funds the salaries and costs of travel and educational assistance for circuit and chancery judges, and the salaries for court reporters. State government has budgeted for its portion of the cost of the court system for fiscal year 88-89, a total of \$12,323,352. The operating funds apportioned to the courts at this level represent .12% of the total state government operating appropriations in fiscal year 88-89.

County government is the funding source for the salaries of all circuit, chancery and probate court support and clerical staff and for all supplies, equipment, utilities and facilities within each judicial circuit.

Each county within the circuit provides funding according to its pro rata share of the district-wide court expenses and is solely responsible for the costs of facilities and utilities within the county. County government pays all expenses of the county court, court of common pleas, and justice of the peace courts. The county government also shares with city government the cost of the municipal court. The county share is usually 50%, but there are numerous exceptions to this pattern in a variety of locally negotiated arrangements.

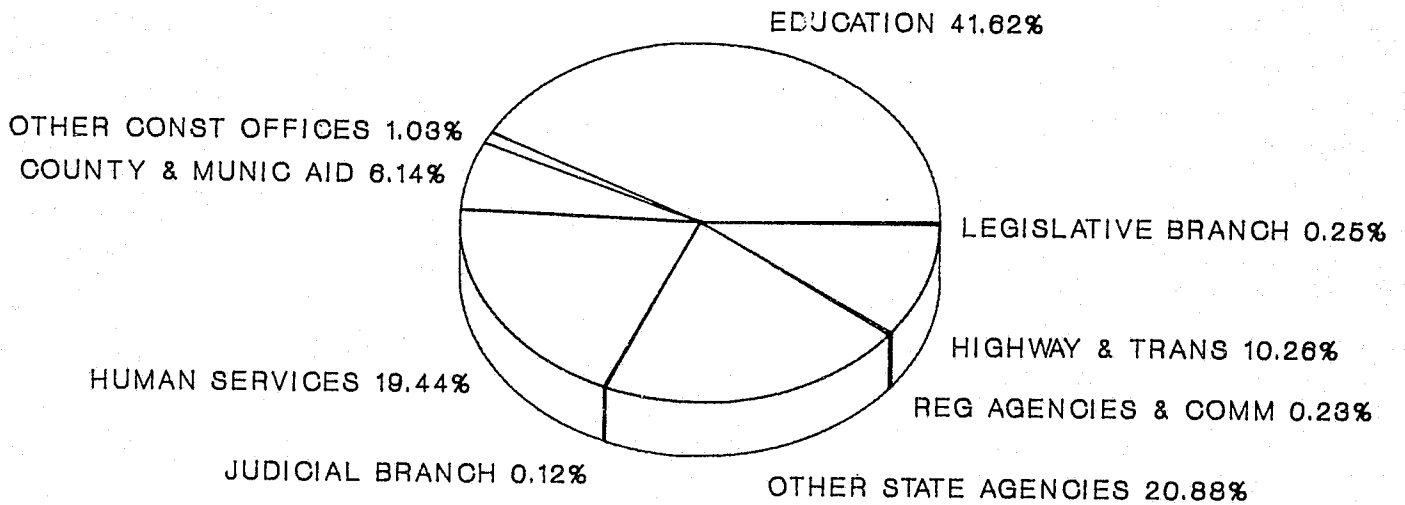
City government is responsible for the remainder of municipal court expenses not provided by county government and provides the sole support for city and police courts.

**ARKANSAS JUDICIARY
STATE BUDGET SUMMARY**




FY 88/89 (\$12,323,352)

**TOTAL STATE OPERATING APPROPRIATIONS
FISCAL YEAR 1988-89**



TOTAL (\$5,397,008,435)
(Source: State of Arkansas
Biennial Budget, 1987-1989)

ARKANSAS SUPREME COURT



Bottom row (left to right): Justice Darrell Hickman, Chief Justice Jack Holt, Jr. and Justice John Purtle. Top row (left to right): Justice David Newbern, Justice Robert Dudley, Justice Steele Hays and Justice Tom Glaze.

The Arkansas Supreme Court has for many years had one of the nation's heaviest caseloads. The creation of the Court of Appeals in 1978 greatly eased the burden, but the number of appeals has continued to grow since that time.

The workload of the Court is measured in terms of appeals, petitions and motions (excluding those for time extension) of which final dispositions are made during the fiscal year.

Appeals filed in the Supreme

Court totaled 443 for the 1988-89 fiscal year, an increase of 10.75% from the previous year. Appeals terminated during the year totaled 416, a decrease of 8.97%. Petitions filed for the same time period numbered 375, a decrease of 10.50% from the previous fiscal year. Petitions terminated during the fiscal year totaled 382, a decrease of 7.95%.

There were 176 appeals and 40 petitions pending at the end of fiscal year 1988-89. The 176 appeals pending represent a 17.33% increase

from the previous fiscal year while the 40 petitions represent a 14.9% decrease.

Appellate workload is also measured by the number of opinions written by each justice during the year. In fiscal year 1988-89, Supreme Court justices averaged a total of 48.2 majority opinions, 7.5 concurring opinions and 17.9 dissenting opinions. This represents a small decrease from the number of opinions written in 1987-88.

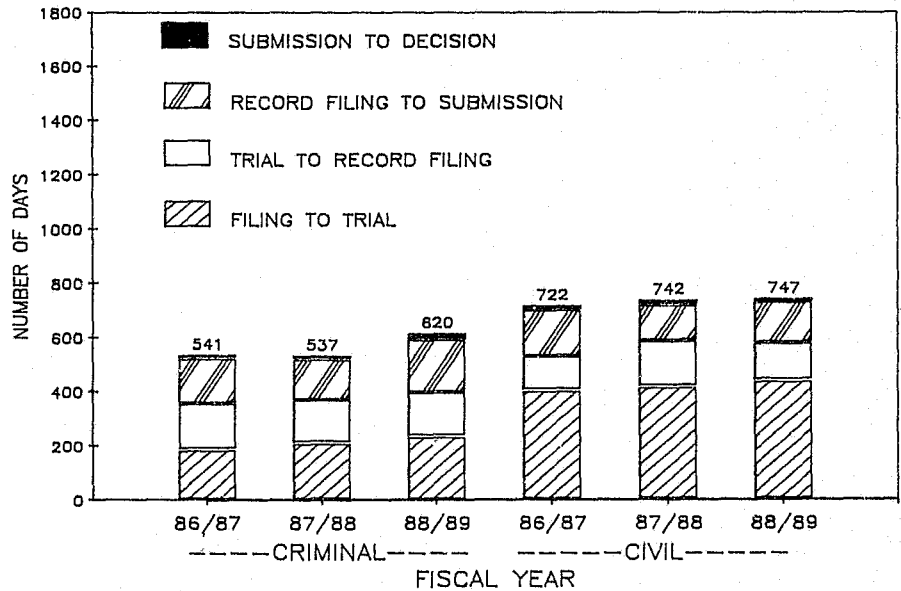
Supreme Court Time Study

Each year a sample of cases is surveyed in an attempt to measure the amount of time required to process a case through the court system.

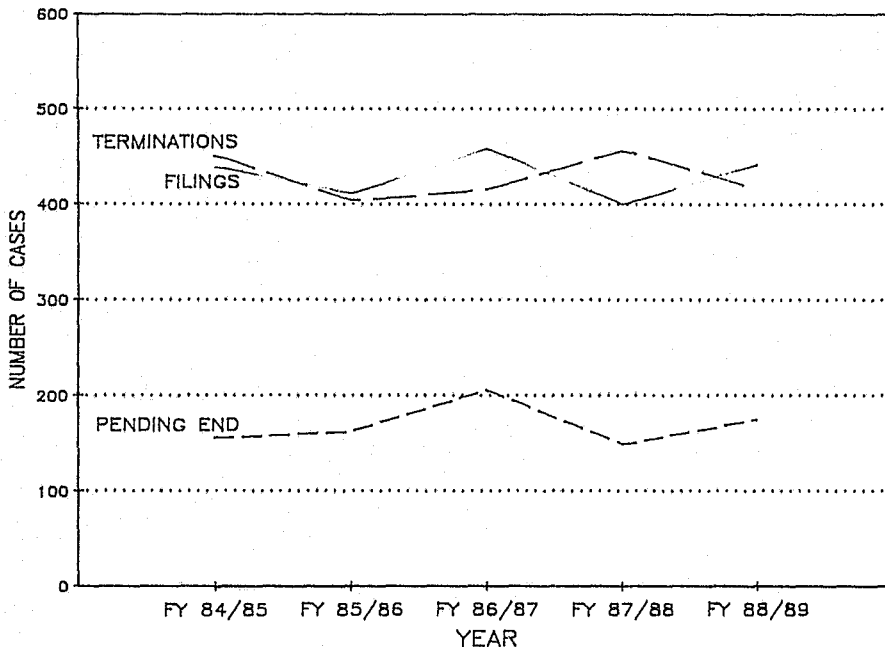
For the 1988-89 fiscal year a total of 70 criminal cases was surveyed. Twelve of these cases were decided after oral argument. An average of 620 days was required to process an average case from the filing in the lower court through appeal. Of the 58 cases surveyed without oral argument, an average of 520 days elapsed from the initial filing to the final decision by the Supreme Court.

A total of 171 civil cases was surveyed for the 1988-89 fiscal year. Forty-one of these cases were decided after oral argument. An average of 767 days was required to

SUPREME COURT TIME STUDY THREE YEAR COMPARISON CASES WITHOUT ORAL ARGUMENTS




SUPREME COURT CASELOAD ACTIVITY FY 84/85 — FY 88/89



process each case from the filing in the lower court through appeal. Of the 130 cases surveyed without oral arguments, an average of 747 days elapsed from the initial filing to the final decision by the Supreme Court.

On average, approximately 70% of the time taken to process each case was spent in the lower trial court. The remaining 30% of the time was spent in the Supreme Court.

ARKANSAS COURT OF APPEALS



Bottom row (left to right): Judge John Jennings, Chief Judge Don Corbin, and Judge Melvin Mayfield. Top row (left to right): Judge Jim Cooper, Judge George Cracraft, and Judge Judith Rogers.

Since its creation in 1978, the Arkansas Court of Appeals has provided major relief for the tremendous increase in appeals which challenged the Arkansas court system during the 1970's.

The workload of the Court of Appeals is measured by the number of appeals, petitions and motions considered by the court during the fiscal year.

Appeals filed during 1988-89 totaled 1079, a increase of 20.02%

from the previous fiscal year. Appeal terminations for the year were 978, an increase of 18.26% from the previous fiscal year.

Eighty-three petitions were filed during 1988-89, representing a decrease of 24.55% from the previous reporting period. Petition terminations for the year decreased by 21.82% from 110 to 86. There were 623 appeals and 4 petitions pending at the end of the fiscal year. The 623 appeals pending represent a 19.35%

increase from the previous fiscal year, while the 4 petitions represent a 42.86% decrease.

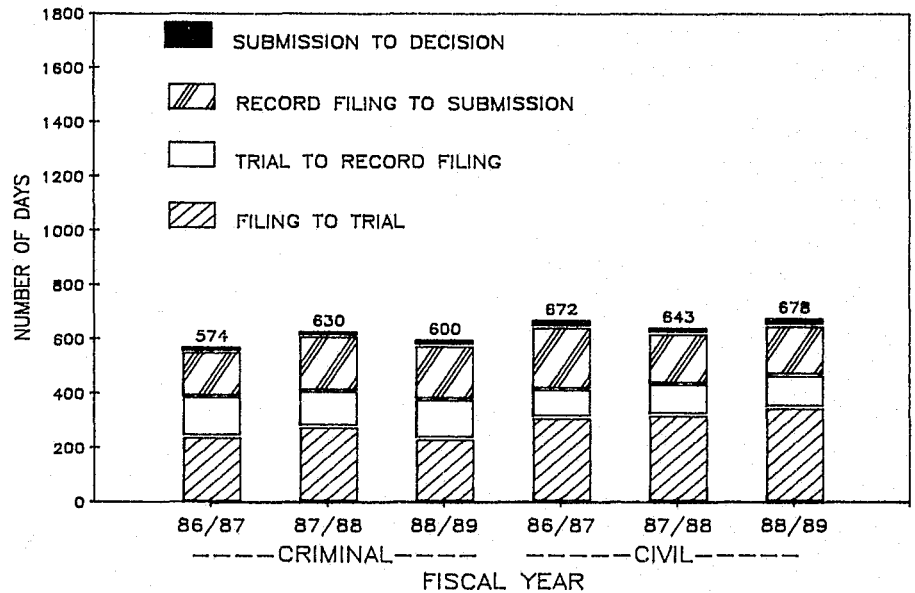
Workload is also measured by the number of opinions written by each judge. In 1988-89, each member of the Court of Appeals averaged 105 majority opinions, 2 concurring opinions and 4.6 dissenting opinions. This is a substantial increase from the average of 94.8 majority opinions written the previous fiscal year.

Court of Appeals Time Study

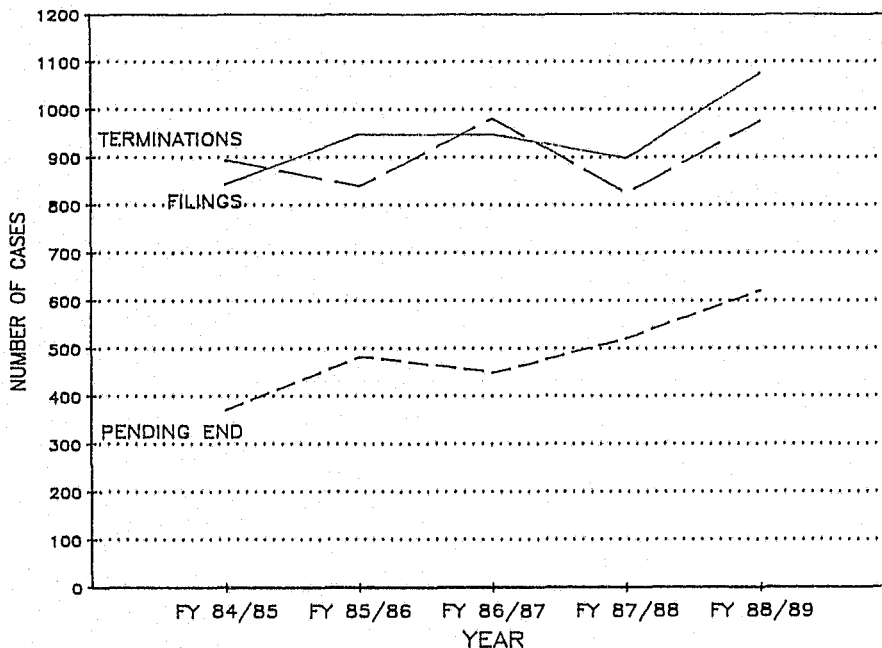
For 1988-89, 206 criminal cases were surveyed. Fifteen of these were decided after oral argument. It required an average of 658 days to process each case from filing in the lower court through appeal. Of the 191 cases surveyed without oral argument, an average of 600 days elapsed from filing in the circuit court to the decision by the Court of Appeals.

A total of 332 civil cases was surveyed during 1988-89. Forty-nine of these cases were decided after oral argument. An average of 696 days was required to process each case from filing in the lower court through appeal. Of the 283 cases surveyed without oral argument, an average of 678 days elapsed from the filing to the final decision.

COURT OF APPEALS TIME STUDY THREE YEAR COMPARISON CASES WITHOUT ORAL ARGUMENTS



COURT OF APPEALS CASELOAD ACTIVITY FY 84/85 — FY 88/89



On average, approximately 70% of the time taken to process each case is spent in the lower trial court. The remaining 30% of the time is spent in the Court of Appeals.

COURTS OF GENERAL JURISDICTION

The total caseload in Arkansas' general jurisdiction courts contained a trend of a number of years of steady increase. In fiscal year 1988-89, 128,603 cases were filed, representing an increase of 11.7% from the previous year. Most of that increase was the result of a dramatic rise in criminal filing of almost 36%, and despite a decrease in the number of civil filings. The increases were also effected by the transfer of juvenile cases from the county court to the circuit and chancery courts. The percentage of increase in the circuit and chancery courts can be broken down as follows:

Cases Filed	FY 88-89	FY 87-88	% Increase or Decrease
Civil	24,998	28,356	-11.8
Criminal	43,355	31,905	35.9
Chancery	48,139	43,093	11.7
Probate	12,111	11,798	2.6
Total-all courts	128,603	115,152	11.7

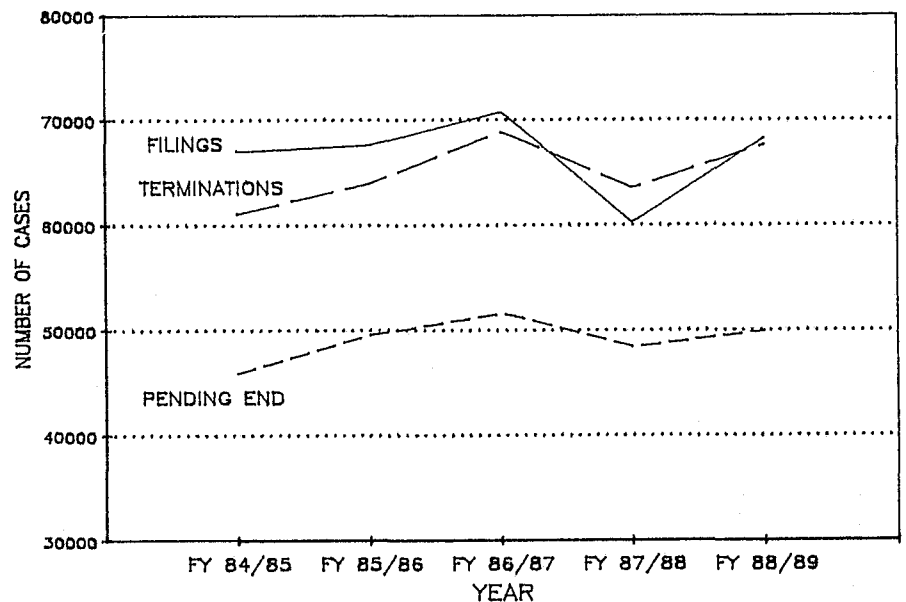
The courts of general jurisdiction terminated a total of 123,829 cases during this fiscal year, an increase of 7.1% from the previous fiscal year.

Cases Terminated	FY 88-89	FY 87-88	% Increase or Decrease
Civil	27,158	31,512	-13.8
Criminal	40,510	31,999	26.6
Chancery	46,785	42,697	9.8
Probate	9,286	9,399	-1.2
Total-all courts	123,829	115,607	7.1

The disposition rate compares the number of terminations to the number of filings. The disposition rate for courts of general jurisdiction was 96.3%, an average of 1,628 terminations per judge. (See the disposition rates by circuit in the statistical section on page 79.)

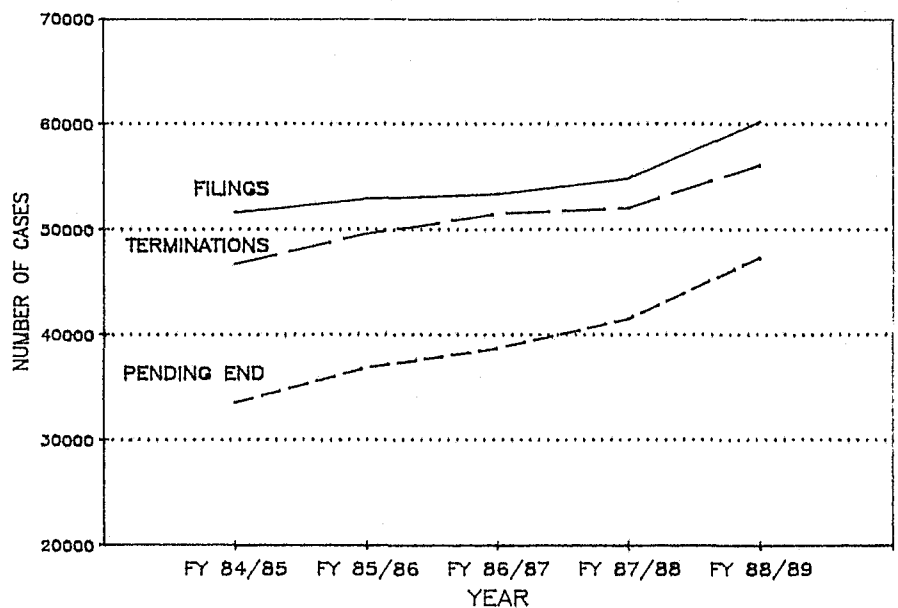
There were 97,432 cases pending in the courts of general jurisdiction

CIRCUIT COURTS CASELOAD ACTIVITY FY 84/85 — FY 88/89



Includes Juvenile Delinquency cases.

CHANCERY COURTS CASELOAD ACTIVITY (Including Probate) FY 84/85 — FY 88/89



Includes Probate, Juvenile JINS and Neglect cases.

at fiscal year end, representing an 8.3% increase from the previous reporting period. These cases may be broken down as follows:

Cases Pending	FY 88-89	FY 87-88	% Increase or Decrease
Civil	19,859	22,019	- 9.8
Criminal	30,154	26,379	14.3
Chancery	24,724	22,642	9.2
Probate	22,695	18,923	19.9
Total-all courts	97,432	89,963	8.3

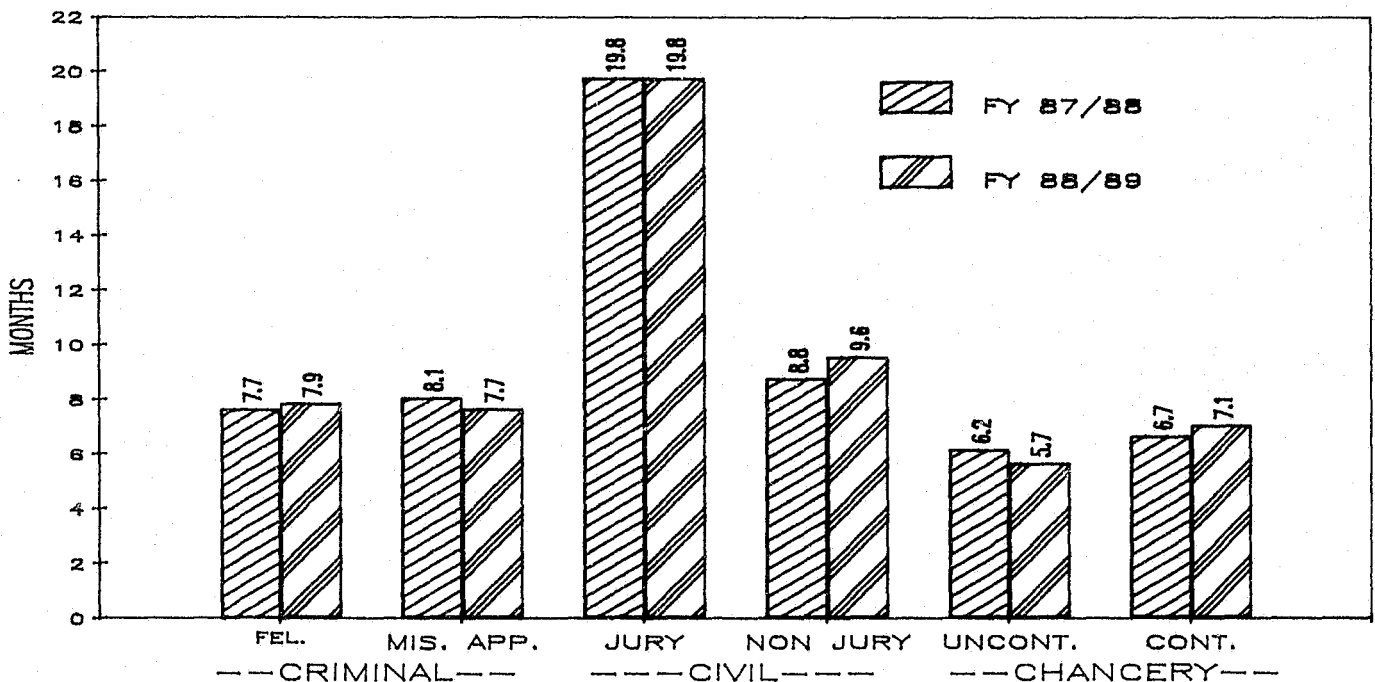
Processing Times

The chart below compares the processing times for Arkansas' general jurisdiction courts. Processing time is defined as the average time it takes for a case or group of cases to be processed by the court system from filing to disposition. Time is expressed in months. The chart compares fiscal years 87-88 and 88-89. (Note that the figures pre-

sented here are statewide averages. Processing times may vary widely by case and/or judicial circuit.)

Generally, felony criminal case processing time has increased negligibly, and civil case processing time has increased slightly in non-jury matters. In chancery court, case processing time has increased slightly, except for noncontested matters.

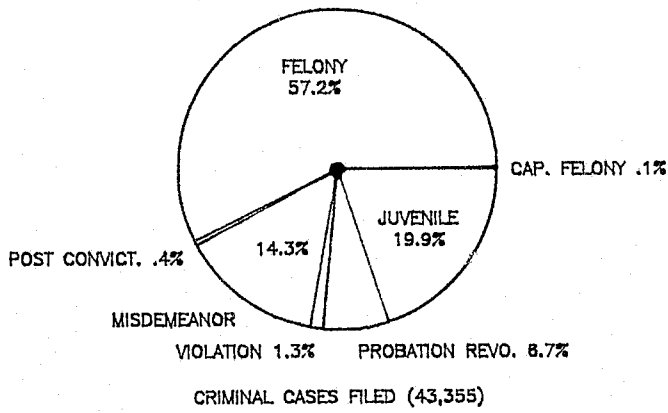
**STATE CASE PROCESSING TIMES
AS STATED IN MONTHS
FY 87/88 VS FY 88/89**



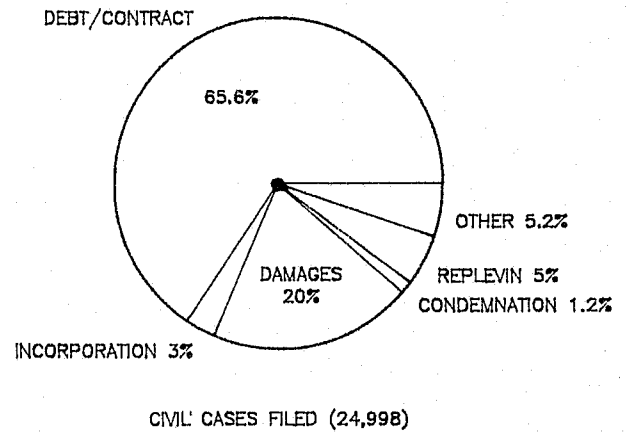
**STATEWIDE FILINGS BY CASE TYPE
FY 1988/89**

CIRCUIT COURT

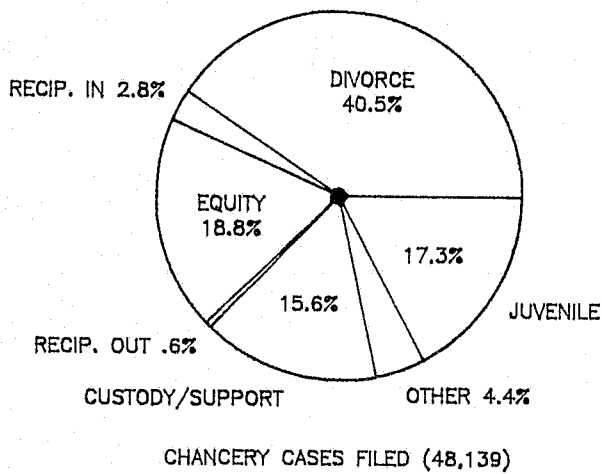
CRIMINAL



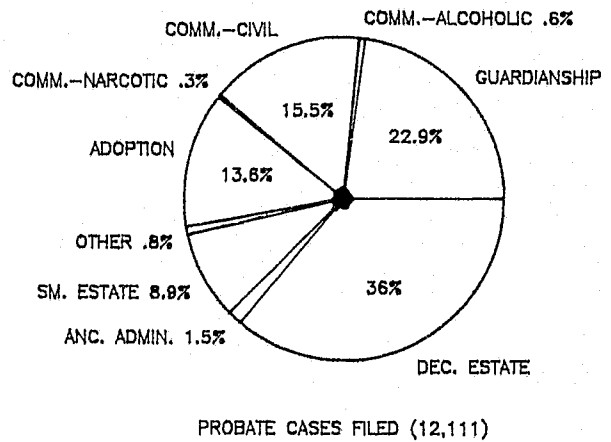
CIVIL



CHANCERY COURT



PROBATE COURT



FIRST CIRCUIT

Present Organization

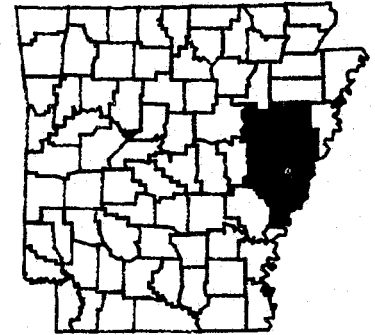
The First Judicial Circuit is located in the eastern part of the state and is composed of Cross, Lee, Monroe, Phillips, St. Francis and Woodruff Counties. The circuit spans a total of 3,748 square miles and serves a population of 127,801.



Hon. Henry Wilkinson
Circuit Judge
1st Judicial Circuit



Hon. Harvey Yates
Circuit Judge
1st Judicial Circuit



Personnel

The First Circuit is served by two circuit judges and two chancellors. One judge has a part-time bailiff, but in this circuit there are no direct support personnel other than court reporters.



Hon. John Pittman
Chancellor
1st Judicial Circuit



Hon. Bentley Story
Chancellor
1st Judicial Circuit

Caseload Summary

In fiscal year 1988-89, 5668 cases were filed in the First Circuit general jurisdiction courts, representing an increase of 1.1% from the previous fiscal year. The percentage of increase in the circuit and chancery courts can be broken down as follows:

Cases Filed	FY 88-89	FY 87-88	% Increase or Decrease
Civil	1121	1311	-14.5
Criminal	2063	1649	25.1
Chancery	1873	1930	-3.0
Probate	611	714	-14.4
Total-all courts	5668	5604	1.1

The courts of general jurisdiction in the First Circuit disposed of 5749 cases during this fiscal year, an increase of 2.7% from the previous fiscal year.

Cases Terminated	FY 88-89	FY 87-88	% Increase or Decrease
Civil	1297	1482	-12.5
Criminal	2143	1548	38.4
Chancery	1785	2003	-10.9
Probate	524	565	-7.2
Total-all courts	5749	5598	2.7

The disposition rate compares the number of terminations to the number of filings. The disposition rate for the circuit courts was 108.04% and the chancery court rate was 92.95%. This is an average of 1720 cases terminated per circuit judge and 1154 cases terminated per chancellor.

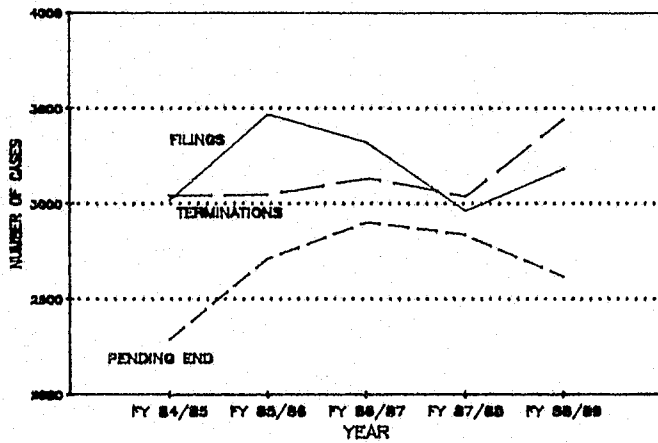
There were 5731 cases pending in the First Circuit at fiscal year end, representing a .1% decrease from the previous reporting period. These cases may be broken down as follows:

Cases Pending	FY 88-89	FY 87-88	% Increase or Decrease
Civil	1036	1212	-14.5
Criminal	1575	1618	-2.6
Chancery	1765	1641	7.6
Probate	1355	1268	6.9
Total-all courts	5731	5739	-.1

FIRST CIRCUIT COURT CASELOAD ACTIVITY

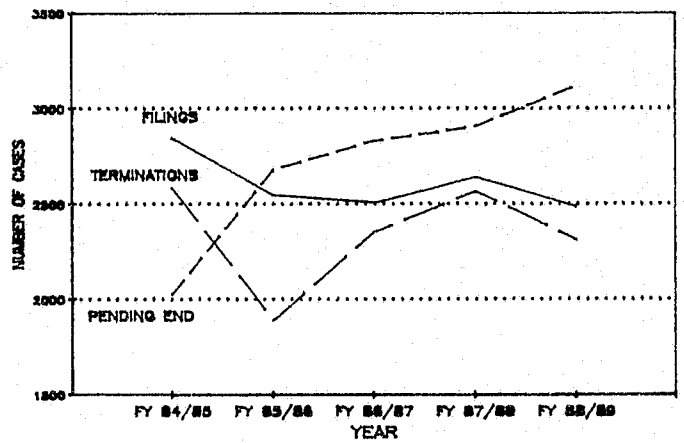
	Pending Start	Filed	Terminated	Pending End	B/W Outstanding	Less Than 1 Year	1 - 2 Years	Over 2 Years	% Over 2 Years	Pending Change
Cross										
Criminal	188	302	343	119	28	107	8	4	3	-41
Civil	162	201	212	151		100	35	16	11	-11
Chancery	199	309	288	220		144	61	15	7	21
Probate	194	72	65	201		45	48	108	54	7
Juvenile	4	30	31	3		2	1	0	0	-1
Total	747	914	939	694	28	398	153	143	21	-25
Lee										
Criminal	120	141	118	135	8	101	21	13	10	23
Civil	88	90	111	67		46	14	7	10	-21
Chancery	114	170	154	130		83	26	21	16	16
Probate	121	65	79	107		24	20	63	59	-14
Juvenile	21	54	52	23		15	8	0	0	2
Total	464	520	514	462	8	269	89	104	23	6
Monroe										
Criminal	165	129	130	112	52	88	19	5	4	-1
Civil	178	185	212	151		80	48	23	15	-27
Chancery	155	172	199	128		69	42	17	13	-27
Probate	135	72	48	159		56	30	73	46	24
Juvenile	10	29	19	20		18	2	0	0	10
Total	643	587	608	570	52	311	141	118	21	-21
Phillips										
Criminal	675	489	622	518	24	326	133	59	11	-133
Civil	280	263	288	255		145	54	56	22	-25
Chancery	576	526	408	694		329	111	254	37	118
Probate	408	182	159	431		102	81	248	58	23
Juvenile	0	265	265	0		0	0	0	0	0
Total	1939	1725	1742	1898	24	902	379	617	33	-17
St. Francis										
Criminal	361	455	411	192	213	176	14	2	1	44
Civil	415	319	408	326		157	74	95	29	-89
Chancery	427	517	576	368		223	101	44	12	-59
Probate	273	168	142	299		96	67	136	45	26
Juvenile	25	83	61	47		40	7	0	0	22
Total	1501	1542	1598	1232	213	692	263	277	22	-56
Woodruff										
Criminal	109	125	119	95	20	77	10	8	8	6
Civil	89	63	66	86		40	19	27	31	-3
Chancery	170	107	104	173		60	45	68	39	3
Probate	137	52	31	158		40	31	87	55	21
Juvenile	13	33	28	18		15	3	0	0	5
Total	518	380	348	530	20	232	108	190	36	32
Circuit 01										
Criminal	1618	1641	1743	1171	345	875	205	91	8	-102
Civil	1212	1121	1297	1036		568	244	224	22	-176
Chancery	1641	1801	1729	1713		908	586	419	24	72
Probate	1268	611	524	1355		363	277	715	53	87
Juvenile	73	494	456	111		90	21	0	0	38
Total	5812	5668	5749	5386	345	2804	1133	1449	27	-81

**CIRCUIT COURT CASELOAD ACTIVITY
FIRST CIRCUIT
FY 84/85 — FY 88/89**



Includes Juvenile Delinquency cases.

**CHANCERY COURT CASELOAD ACTIVITY
FIRST CIRCUIT
FY 84/85 — FY 88/89**



Includes Probate, Juvenile JINS and Neglect cases.

SECOND CIRCUIT

Present Organization

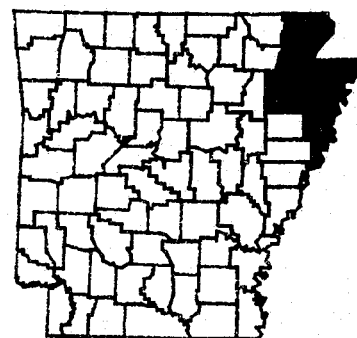
The Second Judicial Circuit is located in the northeast part of the state and is composed of Clay, Craighead, Crittenden, Greene, Mississippi and Poinsett Counties. The circuit spans a total of 4,190 square miles and serves a population of 260,224.



Hon. David Burnett
Circuit Judge
2nd Judicial Circuit



Hon. Olan Parker
Circuit Judge
2nd Judicial Circuit



Personnel

The Second Circuit is served by three circuit judges and three chancellors. Other than court reporters, support personnel in this circuit include five part-time secretaries.



Hon. Gerald Pearson
Circuit Judge
2nd Judicial Circuit



Hon. Graham Partlow
Chancellor
2nd Judicial Circuit

Cases Terminated	FY 88-89	FY 87-88	% Increase or Decrease
Civil	1926	2224	- 13.4
Criminal	3751	2728	37.5
Chancery	4625	4090	13.1
Probate	821	748	9.8
Total-all courts	11123	9790	13.6

Caseload Summary

In fiscal year 1988-89, 12,512 cases were filed in the Second Circuit general jurisdiction courts, representing an increase of 20.6% from the previous fiscal year. The percentage of increase in the circuit and chancery courts can be broken down as follows:

Cases Filed	FY 88-89	FY 87-88	% Increase or Decrease
Civil	1955	2114	- 7.5
Criminal	4535	2917	55.5
Chancery	4874	4293	13.5
Probate	1148	1051	9.2
Total-all courts	12512	10375	20.6



Hon. Howard Templeton
Chancellor
2nd Judicial Circuit



Hon. Rice Van Ausdall
Chancellor
2nd Judicial Circuit

The disposition rate compares the number of terminations to the number of filings. The disposition rate for the circuit courts was 87.47% and the chancery court rate was 90.44%. This is an average of 1892 cases terminated per circuit judge and 1815 cases terminated per chancellor.

There were 9791 cases pending in the Second Circuit at fiscal year end, representing a 18.9% increase from the previous reporting period. These cases may be broken down as follows:

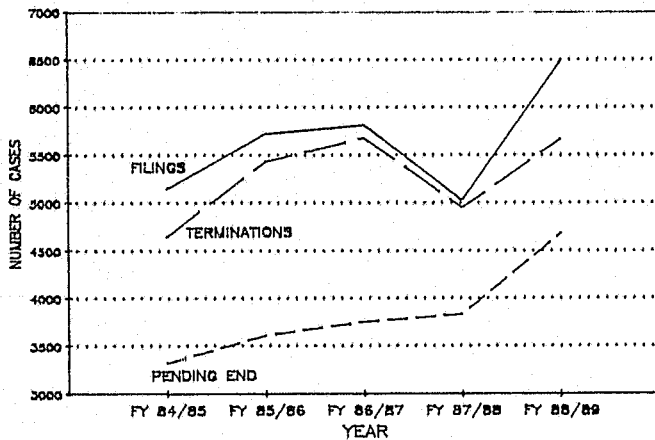
Cases Pending	FY 88-89	FY 87-88	% Increase or Decrease
Civil	1855	1826	1.6
Criminal	2834	2019	40.4
Chancery	3034	2648	14.6
Probate	2068	1741	18.8
Total-all courts	9791	8234	18.9

The courts of general jurisdiction in the Second Circuit disposed of 11,123 cases during this fiscal year, an increase of 13.6% from the previous fiscal year.

SECOND CIRCUIT COURT CASELOAD ACTIVITY

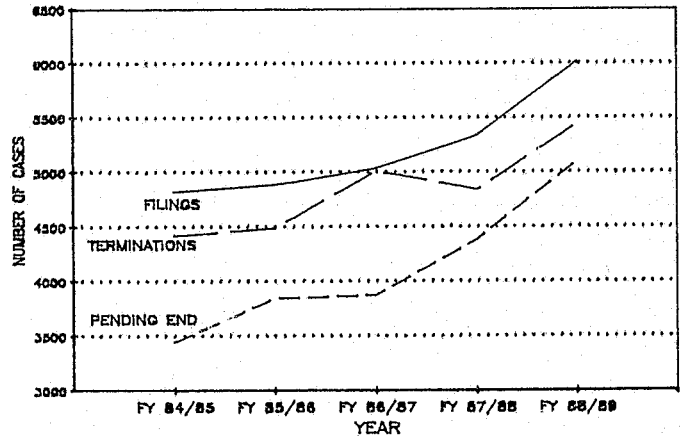
	Pending Start	Filed	Terminated	Pending End	B/W Outstanding	Less Than 1 Year	1 - 2 Years	Over 2 Years	% Over 2 Years	Pending Change
Clay										
Criminal	46	86	72	58	2	32	24	2	3	14
Civil	53	62	67	48		30	12	6	13	-5
Chancery	129	271	260	140		98	20	22	16	11
Probate	131	71	57	145		47	30	68	47	14
Juvenile	2	135	130	7		7	0	0	0	5
Total	361	625	586	398	2	214	86	98	25	39
Craighead										
Criminal	294	919	617	554	42	514	35	5	1	302
Civil	710	624	578	756		341	204	211	28	46
Chancery	1021	1104	1000	1125		449	238	438	39	104
Probate	527	339	188	678		253	143	282	42	151
Juvenile	51	389	382	58		48	10	0	0	7
Total	2603	3375	2765	3171	42	1605	630	936	30	610
Crittenden										
Criminal	585	721	620	598	88	448	99	51	9	101
Civil	412	537	529	420		282	90	48	11	8
Chancery	523	1062	1049	536		358	70	108	20	13
Probate	311	233	157	387		139	73	175	45	76
Juvenile	69	382	315	136		123	13	0	0	67
Total	1900	2935	2670	2077	88	1350	345	382	18	265
Greene										
Criminal	211	276	300	152	35	122	17	13	9	-24
Civil	167	191	179	179		107	52	20	11	12
Chancery	248	531	534	245		181	37	27	11	-3
Probate	212	136	125	223		103	37	83	37	11
Juvenile	5	78	75	8		8	0	0	0	3
Total	843	1212	1213	807	35	521	143	143	18	-1
Mississippi										
Criminal	631	977	742	664	202	552	94	18	3	235
Civil	247	342	353	236		161	59	16	7	-11
Chancery	453	999	922	530		327	155	48	9	77
Probate	362	241	205	398		129	71	198	50	36
Juvenile	18	463	470	11		11	0	0	0	-7
Total	1711	3022	2692	1839	202	1180	379	280	15	330
Poinsett										
Criminal	252	452	388	299	17	199	75	25	8	64
Civil	237	199	220	216		134	50	32	15	-21
Chancery	274	401	337	338		184	81	73	22	64
Probate	198	128	89	237		91	55	91	38	39
Juvenile	23	163	163	23		11	7	5	22	0
Total	984	1343	1197	1113	17	619	268	226	20	146
Circuit 02										
Criminal	2019	3431	2739	2325	386	1867	344	114	5	692
Civil	1826	1955	1926	1855		1055	467	333	18	29
Chancery	2648	4368	4102	2914		1597	601	716	25	266
Probate	1741	1148	821	2068		762	409	897	43	327
Juvenile	168	1610	1535	243		208	30	5	2	75
Total	8402	12512	11123	9405	386	5489	1851	2065	22	1389

**CIRCUIT COURT CASELOAD ACTIVITY
SECOND CIRCUIT
FY 84/85 — FY 88/89**



Includes Juvenile Delinquency cases.

**CHANCERY COURT CASELOAD ACTIVITY
SECOND CIRCUIT
FY 84/85 — FY 88/89**



Includes Probate, Juvenile JINS and Neglect cases.

THIRD CIRCUIT

Present Organization

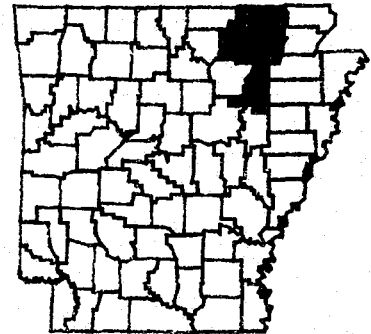
The Third Judicial Circuit is located in the northern part of the state and is composed of Jackson, Lawrence, Randolph and Sharp Counties. The circuit spans a total of 2,484 square miles and serves a population of 75,007.



Hon. Harold Erwin
Circuit Judge
3rd Judicial Circuit



Hon. Tom Hilburn
Chancellor
3rd Judicial Circuit



Personnel

The Third Circuit is served by one circuit judge and one chancellor. The judges in this circuit have no direct support personnel other than court reporters.

Caseload Summary

In fiscal year 1988-89, 2570 cases were filed in the Third Circuit general jurisdiction courts, representing a decrease of 11.6% from the previous fiscal year. The percentage of decrease in the circuit and chancery courts can be broken down as follows:

Cases Filed	FY 88-89	FY 87-88	% Increase or Decrease
Civil	588	775	-24.1
Criminal	600	671	-10.6
Chancery	1038	1099	-5.6
Probate	344	364	-5.5
Total-all courts	2570	2909	-11.6

The courts of general jurisdiction in the Third Circuit disposed of 2784 cases during this fiscal year, a decrease of 3.1% from the previous fiscal year.

Cases Terminated	FY 88-89	FY 87-88	% Increase or Decrease
Civil	713	834	-14.5
Criminal	713	640	11.4
Chancery	1100	1131	-2.7
Probate	258	267	-3.4
Total-all courts	2784	2872	-3.1

The disposition rate compares the number of terminations to the number of filings. The disposition rate for the circuit courts was 120.03% and the chancery court rate was 98.26%. This is an average of 1426 cases terminated per circuit judge and 1358 cases terminated per chancellor.

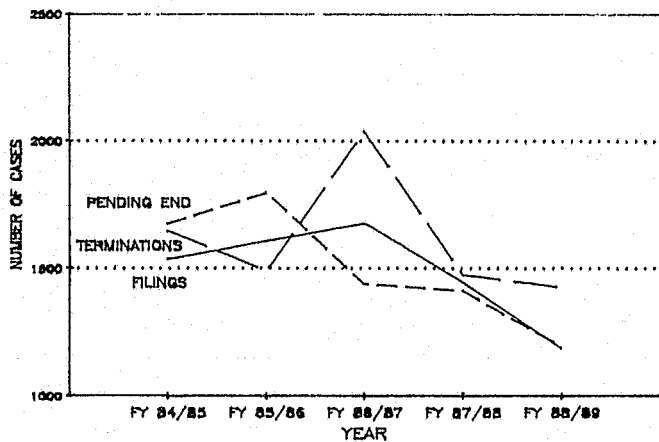
There were 2499 cases pending in the Third Circuit at fiscal year end, representing a 7.0% decrease from the previous reporting period. These cases may be broken down as follows:

Cases Pending	FY 88-89	FY 87-88	% Increase or Decrease
Civil	498	623	-20.1
Criminal	695	790	-12.0
Chancery	573	627	-8.6
Probate	733	647	13.3
Total-all courts	2499	2687	-7.0

THIRD CIRCUIT COURT CASELOAD ACTIVITY

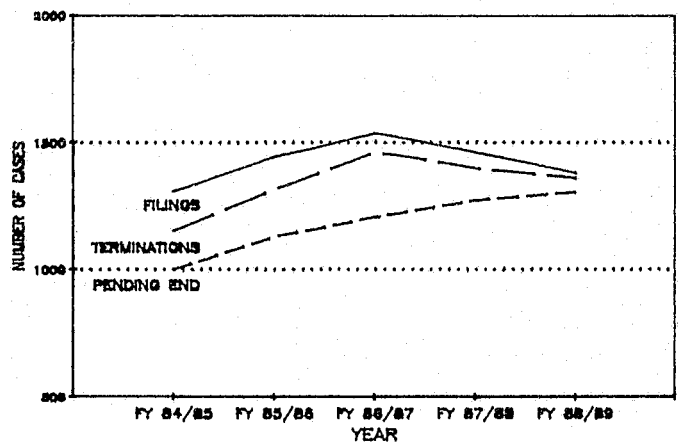
	Pending Start	Filed	Terminated	Pending End	B/W Outstanding	Less Than 1 Year	1 - 2 Years	Over 2 Years	% Over 2 Years	Pending Change
Jackson										
Criminal	257	180	201	165	71	125	7	33	20	-21
Civil	185	169	200	154		98	21	35	23	-31
Chancery	174	252	280	146		100	34	12	8	-28
Probate	180	100	74	206		70	42	94	46	26
Juvenile	3	35	28	10		10	0	0	0	7
Total	799	736	783	681	71	403	104	174	26	-47
Lawrence										
Criminal	215	120	146	82	107	49	7	26	32	-26
Civil	176	152	199	129		78	23	28	22	-47
Chancery	148	234	268	114		90	21	3	3	-34
Probate	136	85	57	164		57	26	81	49	28
Juvenile	7	36	43	0		0	0	0	0	-7
Total	682	627	713	489	107	274	77	138	28	-86
Randolph										
Criminal	153	125	140	82	56	60	12	10	12	-15
Civil	128	116	133	111		67	28	16	14	-17
Chancery	151	277	272	156		105	44	7	4	5
Probate	174	62	55	181		41	24	116	64	7
Juvenile	12	50	54	8		6	2	0	0	-4
Total	618	630	654	538	56	279	110	149	28	-24
Sharp										
Criminal	165	91	135	102	19	49	32	21	21	-44
Civil	134	151	181	104		76	15	13	13	-30
Chancery	154	200	214	140		90	39	11	8	-14
Probate	157	97	72	182		64	34	84	46	25
Juvenile	4	38	32	10		7	3	0	0	6
Total	614	577	634	538	19	286	123	129	24	-57
Circuit 03										
Criminal	790	516	622	431	253	283	58	90	21	-106
Civil	623	588	713	498		319	87	92	18	-125
Chancery	627	963	1034	556		385	138	33	6	-71
Probate	647	344	258	733		232	126	375	51	86
Juvenile	26	159	157	28		23	5	0	0	2
Total	2713	2570	2784	2246	253	1242	414	590	26	-214

**CIRCUIT COURT CASELOAD ACTIVITY
THIRD CIRCUIT
FY 84/85 — FY 88/89**



Includes Juvenile Delinquency cases.

**CHANCERY COURT CASELOAD ACTIVITY
THIRD CIRCUIT
FY 84/85 — FY 88/89**



Includes Probate, Juvenile JINS and Neglect cases.

FOURTH CIRCUIT

Present Organization

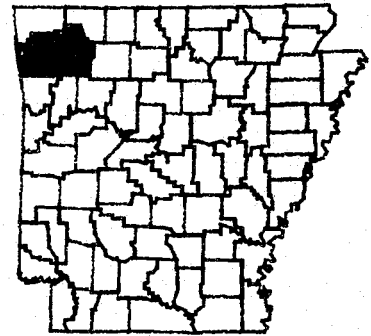
The Fourth Judicial Circuit is located in the northwest part of the state and is composed of Madison and Washington Counties. The circuit spans a total of 1,788 square miles and serves a population of 119,438.



Hon. Mahlon Gibson
Circuit Judge
4th Judicial Circuit



Hon. Kim Smith
Circuit Judge
4th Judicial Circuit



Personnel

The Fourth Circuit is served by two circuit judges and two chancellors. Support personnel in this circuit, other than court reporters, consist of one fulltime secretary, one fulltime case coordinator, two fulltime bailiffs and two secretary/case coordinators.



Hon. Thomas Butt
Chancellor
4th Judicial Circuit



Hon. John Lineberger
Chancellor
4th Judicial Circuit

Caseload Summary

In fiscal year 1988-89, 7490 cases were filed in the Fourth Circuit general jurisdiction courts, representing an increase of 24.4% from the previous fiscal year. The percentage of increase in the circuit and chancery courts can be broken down as follows:

Cases Filed	FY 88-89	FY 87-88	% Increase or Decrease
Civil	1387	1437	- 3.5
Criminal	3093	1825	69.5
Chancery	2560	2293	11.6
Probate	450	465	- 3.2
Total-all courts	7490	6020	24.4

The courts of general jurisdiction in the Fourth Circuit disposed of 6864 cases during this fiscal year, an increase of 14.7% from the previous fiscal year.

Cases Terminated	FY 88-89	FY 87-88	% Increase or Decrease
Civil	1395	1752	- 20.4
Criminal	2585	1604	61.2
Chancery	2556	2282	12.0
Probate	328	346	- 5.2
Total-all courts	6864	5984	14.7

The disposition rate compares the number of terminations to the number of filings. The disposition rate for the circuit courts was 88.84% and the chancery court rate was 95.81%. This is an average of 1990 cases terminated per circuit judge and 1442 cases terminated per chancellor.

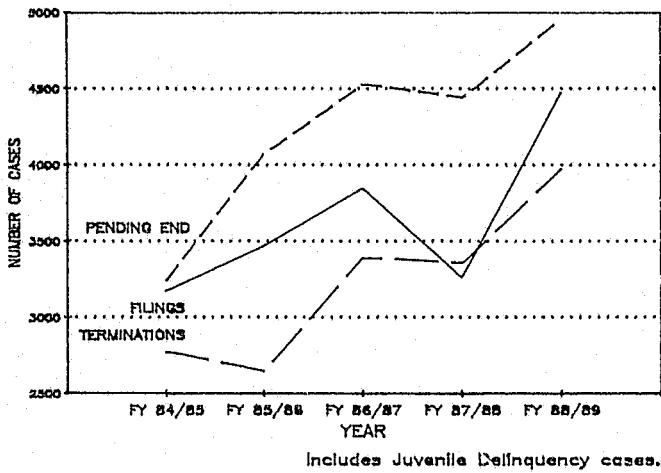
There were 6473 cases pending in the Fourth Circuit at fiscal year end, representing a 11.4% increase from the previous reporting period. These cases may be broken down as follows:

Cases Pending	FY 88-89	FY 87-88	% Increase or Decrease
Civil	985	993	- .8
Criminal	3978	3446	15.4
Chancery	646	632	2.2
Probate	864	742	16.4
Total-all courts	6473	5813	11.4

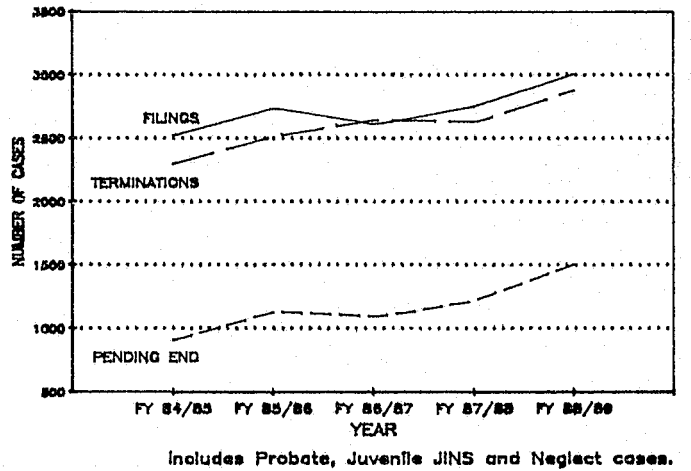
FOURTH CIRCUIT COURT CASELOAD ACTIVITY

	Pending Start	Filed	Terminated	Pending End	B/W Outstanding	Less Than 1 Year	1 - 2 Years	Over 2 Years	% Over 2 Years	Pending Change
Madison										
Criminal	135	161	144	58	94	45	5	8	14	17
Civil	37	70	56	51		38	8	5	10	14
Chancery	54	179	187	46		42	3	1	2	-8
Probate	80	50	35	95		34	18	43	45	15
Juvenile	10	15	13	12		7	5	0	0	2
Total	316	475	435	262	94	166	39	57	22	40
Washington										
Criminal	3311	2353	1860	1577	2227	950	187	440	28	493
Civil	956	1317	1339	934		643	191	100	11	-22
Chancery	578	2305	2296	587		570	10	7	1	9
Probate	662	400	293	769		259	140	370	48	107
Juvenile	24	640	641	23		19	4	0	0	-1
Total	5531	7015	6429	3890	2227	2441	532	917	24	586
Circuit 04										
Criminal	3446	2514	2004	1635	2321	995	192	448	27	510
Civil	993	1387	1395	985		681	199	105	11	-8
Chancery	632	2484	2483	633		612	13	8	1	1
Probate	742	450	328	864		293	158	413	48	122
Juvenile	34	655	654	35		26	9	0	0	1
Total	5847	7490	6864	4152	2321	2607	571	974	23	626

**CIRCUIT COURT CASELOAD ACTIVITY
FOURTH CIRCUIT
FY 84/85 — FY 88/89**



**CHANCERY COURT CASELOAD ACTIVITY
FOURTH CIRCUIT
FY 84/85 — FY 88/89**



FIFTH CIRCUIT

Present Organization

The Fifth Judicial Circuit is located in the northwest part of the state and is composed of Franklin, Johnson and Pope Counties. The circuit spans a total of 2,015 square miles and serves a population of 75,656.



Hon. John Patterson
Circuit Judge
5th Judicial Circuit



Hon. Richard Mobley
Chancellor
5th Judicial Circuit



Personnel

The Fifth Circuit is served by one circuit judge and one chancellor. The circuit judge in this circuit has a case coordinator and a court reporter. The chancellor has no direct support personnel other than a court reporter.

Caseload Summary

In fiscal year 1988-89, 3304 cases were filed in the Fifth Circuit general jurisdiction courts, representing an increase of 6.6% from the previous fiscal year. The percentage of increase in the circuit and chancery courts can be broken down as follows:

Cases Filed	FY 88-89	FY 87-88	% Increase or Decrease
Civil	631	672	- 6.1
Criminal	1120	946	18.4
Chancery	1200	1155	3.9
Probate	353	326	8.3
Total-all courts	3304	3099	6.6

The courts of general jurisdiction in the Fifth Circuit disposed of 3437 cases during this fiscal year, an increase of 12.9% from the previous fiscal year.

Cases Terminated	FY 88-89	FY 87-88	% Increase or Decrease
Civil	615	746	-17.6
Criminal	1239	970	27.7
Chancery	1300	1050	23.8
Probate	283	277	2.2
Total-all courts	3437	3043	12.9

The disposition rate compares the number of terminations to the number of filings. The disposition rate for the circuit courts was 105.88% and the chancery court rate was 101.93%. This is an average of 1854 cases terminated per circuit judge and 1583 cases terminated per chancellor.

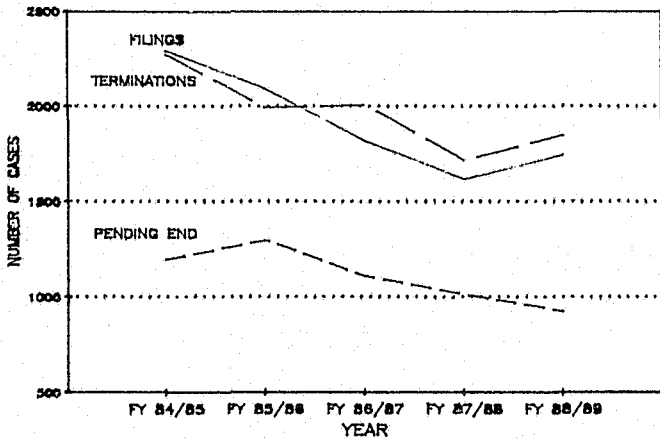
There were 2617 cases pending in the Fifth Circuit at fiscal year end, representing a 3.9% decrease from the previous reporting period. These cases may be broken down as follows:

Cases Pending	FY 88-89	FY 87-88	% Increase or Decrease
Civil	347	331	4.8
Criminal	578	680	-15.0
Chancery	970	1060	- 8.5
Probate	722	652	10.7
Total-all courts	2617	2723	- 3.9

FIFTH CIRCUIT COURT CASELOAD ACTIVITY

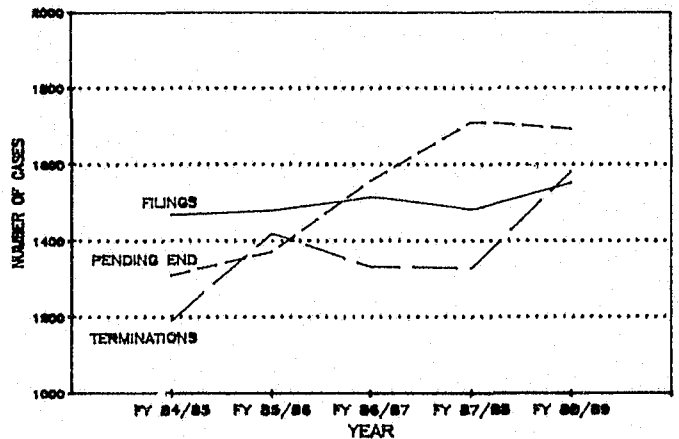
	Pending Start	Filed	Terminated	Pending End	B/W Outstanding	Less Than 1 Year	1 - 2 Years	Over 2 Years	% Over 2 Years	Pending Change
Franklin										
Criminal	194	182	270	105	1	74	16	15	14	-88
Civil	47	121	122	46		43	3	0	0	-1
Chancery	174	195	203	166		102	35	29	17	-8
Probate	102	53	47	108		37	23	48	44	6
Juvenile	3	82	67	18		18	0	0	0	15
Total	520	633	709	443	1	274	77	92	21	-76
Johnson										
Criminal	82	137	107	103	9	100	3	0	0	30
Civil	69	119	123	65		59	5	1	2	-4
Chancery	314	247	311	250		120	39	91	36	-64
Probate	140	93	82	151		54	28	69	46	11
Juvenile	16	52	49	19		14	5	0	0	3
Total	621	648	672	588	9	347	80	161	27	-24
Pope										
Criminal	404	626	702	276	52	221	44	11	4	-76
Civil	215	391	370	236		191	41	4	2	21
Chancery	572	675	710	537		289	109	139	26	-35
Probate	410	207	154	463		116	70	277	60	53
Juvenile	8	124	120	12		7	5	0	0	4
Total	1609	2023	2056	1524	52	824	269	431	28	-33
Circuit 05										
Criminal	680	945	1079	484	62	395	63	26	5	-134
Civil	331	631	615	347		293	49	5	1	16
Chancery	1060	1117	1224	953		511	183	259	27	-107
Probate	452	353	283	722		207	121	394	55	70
Juvenile	27	258	236	49		39	10	0	0	22
Total	2750	3304	3437	2555	62	1445	426	684	27	-133

**CIRCUIT COURT CASELOAD ACTIVITY
FIFTH CIRCUIT
FY 84/85 — FY 88/89**



Includes Juvenile Delinquency cases.

**CHANCERY COURT CASELOAD ACTIVITY
FIFTH CIRCUIT
FY 84/85 — FY 88/89**



Includes Probate, Juvenile JINS and Neglect cases.

SIXTH CIRCUIT

Present Organization

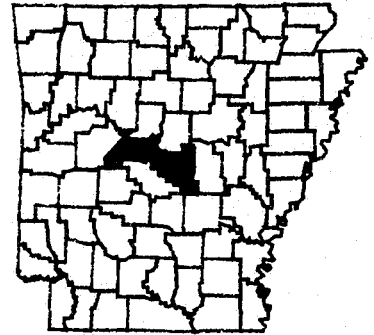
The Sixth Judicial Circuit is located in the central part of the state and is composed of Perry and Pulaski Counties. The circuit spans a total of 1,317 square miles and serves a population of 375,002.



Hon. David Bogard
Circuit Judge
6th Judicial Circuit



Hon. Tom Digby
Circuit Judge
6th Judicial Circuit



Personnel

The Sixth Circuit is served by seven circuit judges and six chancellors. Their support personnel, other than court reporters, include seven case coordinators, five law clerks, one secretary, seven bailiffs, twelve probation officers, and one intake clerk. Support personnel for the chancellors, other than court reporters, include six case coordinators, eight fulltime law clerks, two part-time law clerks, and two secretaries.




Hon. John Langston
Circuit Judge
6th Judicial Circuit



Hon. Jack Lessenberry
Circuit Judge
6th Judicial Circuit



Hon. Floyd Lofton
Circuit Judge
6th Judicial Circuit



Hon. John Plegge
Circuit Judge
6th Judicial Circuit

Caseload Summary

In fiscal year 1988-89, 23,007 cases were filed in the Sixth Circuit general jurisdiction courts, representing an increase of 4.0% from the previous fiscal year. The percentage of increase in the circuit and chancery courts can be broken down as follows:

	FY	FY	% Increase
Cases Filed	88-89	87-88	or Decrease
Civil	4992	6494	-23.1
Criminal	6886	5447	26.4
Chancery	8580	7894	8.7
Probate	2549	2293	11.2
Total-all courts	23007	22128	4.0

The courts of general jurisdiction in the Sixth Circuit disposed of 22,203 cases during this fiscal year,




Hon. Perry Whitmore
Circuit Judge
6th Judicial Circuit



Hon. Ellen Brantley
Chancellor
6th Judicial Circuit



Hon. Annabelle Clinton
Chancellor
6th Judicial Circuit



Hon. John Earl
Chancellor
6th Judicial Circuit



Hon. Robin Mays
Chancellor
6th Judicial Circuit



Hon. Lee Munson
Chancellor
6th Judicial Circuit



Hon. John Ward
Chancellor
6th Judicial Circuit

a decrease of 5.8% from the previous fiscal year.

Cases Terminated	FY 88-89	FY 87-88	% Increase or Decrease
Civil	5438	7792	-30.2
Criminal	6610	6404	3.2
Chancery	8603	7848	9.6
Probate	1652	1633	1.2
Total-all courts	22303	23677	- 5.8

The disposition rate compares the number of terminations to the

number of filings. The disposition rate for the circuit courts was 101.43% and the chancery court rate was 92.15%. This is an average of 1721 cases terminated per circuit judge and 1709 cases terminated per chancellor.

There were 14,141 cases pending in the Sixth Circuit at fiscal year end, representing a 7.6% increase from the previous reporting period.

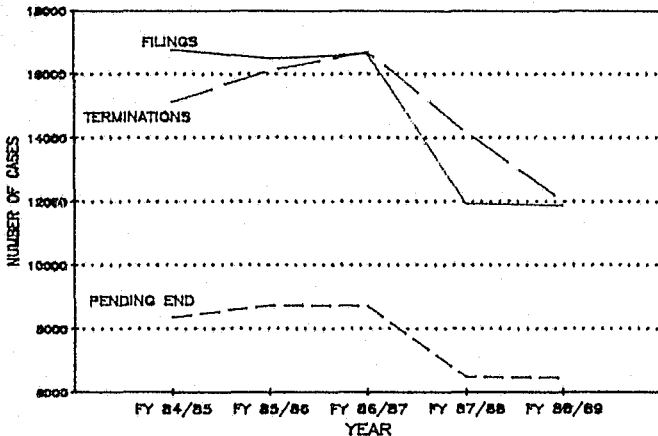
These cases may be broken down as follows:

Cases Pending	FY 88-89	FY 87-88	% Increase or Decrease
Civil	3267	3713	-12.0
Criminal	3178	2748	15.6
Chancery	3357	3236	3.7
Probate	4339	3442	26.1
Total-all courts	14141	13139	7.6

SIXTH CIRCUIT COURT CASELOAD ACTIVITY

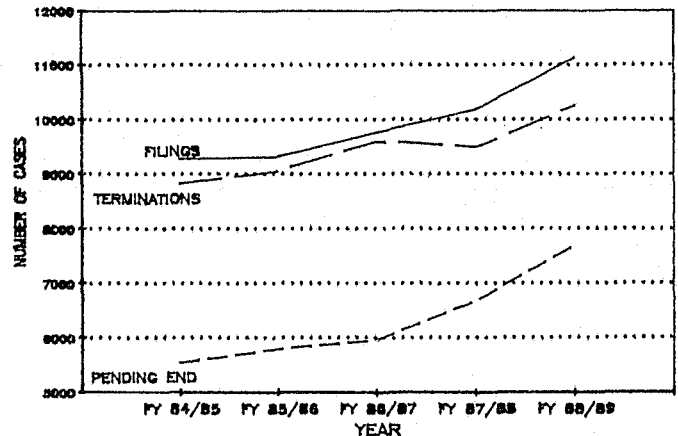
	Pending Start	Filed	Terminated	Pending End	B/W Outstanding	Less Than 1 Year	1 - 2 Years	Over 2 Years	% Over 2 Years	Pending Change
Perry										
Criminal	51	129	71	103	6	94	1	8	8	58
Civil	126	90	76	140		50	29	61	44	14
Chancery	54	140	110	84		59	22	3	4	30
Probate	96	51	17	130		39	15	76	58	34
Juvenile	19	45	43	21		15	6	0	0	2
Total	346	455	317	478	6	257	73	148	31	138
Pulaski										
Criminal	2697	5550	5680	1574	993	1395	62	117	7	-130
Civil	3587	4902	5362	3127		2024	490	613	20	-460
Chancery	3182	7468	7542	3108		2704	336	68	2	-74
Probate	3346	2498	1635	4209		1209	817	2183	52	863
Juvenile	279	2134	1767	646		594	18	34	5	367
Total	13091	22552	21986	12664	993	7926	1723	3015	24	566
Circuit 06										
Criminal	2748	5679	5751	1677	999	1489	63	125	7	-72
Civil	3713	4992	5438	3267		2074	519	674	21	-446
Chancery	3236	7608	7652	3192		2763	358	71	2	-44
Probate	3442	2549	1652	4339		1248	832	2259	52	897
Juvenile	298	2179	1810	667		609	24	34	5	369
Total	13437	23007	22303	13142	999	8183	1796	3163	24	704

CIRCUIT COURT CASELOAD ACTIVITY SIXTH CIRCUIT FY 84/85 — FY 88/89



Includes Juvenile Delinquency cases.

CHANCERY COURT CASELOAD ACTIVITY SIXTH CIRCUIT FY 84/85 — FY 88/89



Includes Probate, Juvenile JINS and Neglect cases.

SEVENTH CIRCUIT

Present Organization

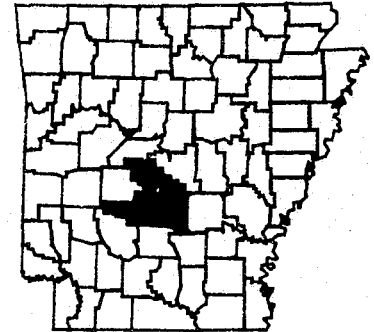
The Seventh Judicial Circuit is located in the central part of the state and is composed of Grant, Hot Spring and Saline Counties. The circuit spans a total of 1,973 square miles and serves a population of 100,386.



Hon. John Cole
Circuit Judge
7th Judicial Circuit



Hon. Robert Garrett
Chancellor
7th Judicial Circuit



Personnel

The Seventh Circuit is served by one circuit judge, one chancellor and one circuit/chancery judge. Support personnel in this circuit, other than court reporters, consist of one fulltime case coordinator, one fulltime secretary, one fulltime bailiff, and one secretary/case coordinator.



Hon. Phillip Shirron
Circuit/Chancery Judge
7th Judicial Circuit

Caseload Summary

In fiscal year 1988-89, 4727 cases were filed in the Seventh Circuit general jurisdiction courts, representing a decrease of 6.1% from the previous fiscal year. The percentage of decrease in the circuit and chancery courts can be broken down as follows:

Cases Filed	FY 88-89	FY 87-88	% Increase or Decrease
Civil	1134	1383	-18.0
Criminal	1178	1389	-15.2
Chancery	2000	1822	9.8
Probate	415	440	-5.7
Total-all courts	4727	5034	-6.1

The courts of general jurisdiction in the Seventh Circuit disposed of 4719 cases during this fiscal year, an increase of 19.4% from the previous fiscal year.

Cases Terminated	FY 88-89	FY 87-88	% Increase or Decrease
Civil	1660	996	66.7
Criminal	1167	756	54.4
Chancery	1646	1810	-9.1
Probate	246	390	-36.9
Total-all courts	4719	3952	19.4

The disposition rate compares the number of terminations to the number of filings. The disposition rate for the circuit courts was 122.28% and the chancery court rate was 78.34%. This is an average of 1885 cases terminated per circuit judge and 1261 cases terminated per chancellor.

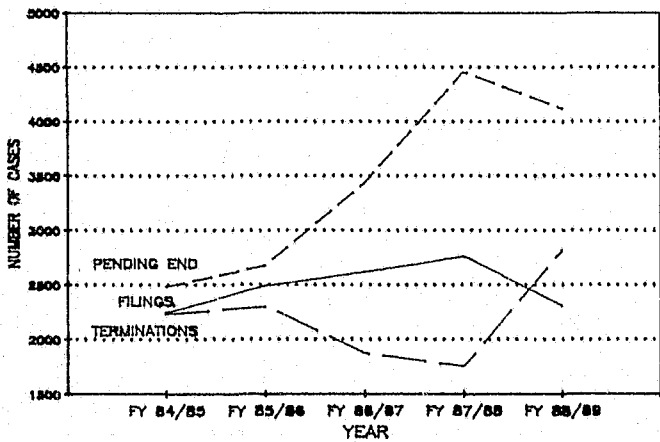
There were 6722 cases pending in the Seventh Circuit at fiscal year end, representing a 3.9% increase from the previous reporting period. These cases may be broken down as follows:

Cases Pending	FY 88-89	FY 87-88	% Increase or Decrease
Civil	1119	1645	-32.0
Criminal	2999	2817	6.5
Chancery	1590	1161	37.0
Probate	1014	845	20.0
Total-all courts	6722	6468	3.9

SEVENTH CIRCUIT COURT CASELOAD ACTIVITY

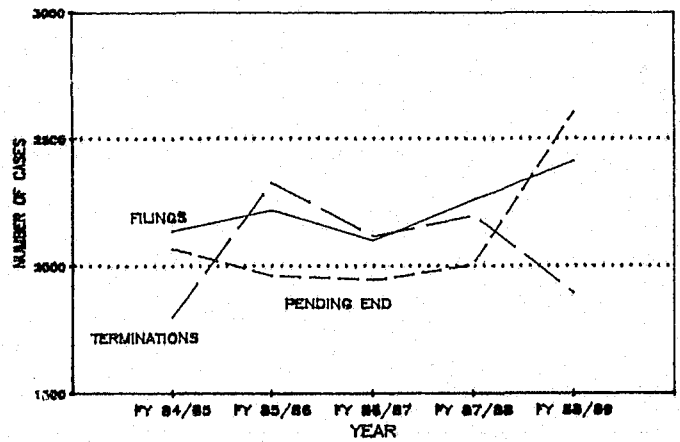
	Pending Start	Filed	Terminated	Pending End	B/W Outstanding	Less Than 1 Year	1 - 2 Years	Over 2 Years	% Over 2 Years	Pending Change
Grant										
Criminal	71	75	89	55	2	36	14	5	9	-14
Civil	214	171	201	184		86	45	53	29	-30
Chancery	166	221	221	166		111	39	16	10	0
Probate	98	56	37	117		33	20	64	55	19
Juvenile	60	69	10	119		64	43	12	10	59
Total	609	592	558	641	2	330	161	150	23	34
Hot Spring										
Criminal	526	355	509	359	13	223	111	25	7	-154
Civil	418	272	409	281		135	110	36	13	-137
Chancery	279	416	392	303		192	74	37	12	24
Probate	319	129	77	371		84	74	213	57	52
Juvenile	35	218	192	61		34	26	1	2	26
Total	1577	1390	1579	1375	13	668	395	312	23	-189
Saline										
Criminal	2220	413	322	1497	814	261	349	887	59	91
Civil	1013	691	1050	654		359	155	140	21	-359
Chancery	716	1092	893	915		554	241	120	13	199
Probate	428	230	132	526		157	125	244	46	98
Juvenile	151	319	185	285		163	122	0	0	134
Total	4528	2745	2582	3877	814	1494	992	1391	36	163
Circuit 07										
Criminal	2817	843	920	1911	829	520	474	917	48	-77
Civil	1645	1134	1660	1119		580	310	229	20	-526
Chancery	1161	1729	1506	1384		857	354	173	13	223
Probate	845	415	246	1014		274	219	521	51	169
Juvenile	246	606	387	465		261	191	13	3	219
Total	6714	4727	4719	5893	829	2492	1548	1853	31	8

**CIRCUIT COURT CASELOAD ACTIVITY
SEVENTH CIRCUIT
FY 84/85 — FY 88/89**



Includes Juvenile Delinquency cases.

**CHANCERY COURT CASELOAD ACTIVITY
SEVENTH CIRCUIT
FY 84/85 — FY 88/89**



Includes Probate, Juvenile JINS and Neglect cases.

EIGHTH CIRCUIT

Present Organization

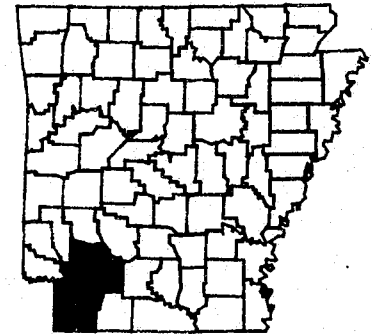
The Eighth Judicial Circuit is located in the southwest part of the state and is composed of Hempstead, Lafayette, Miller and Nevada Counties. The circuit spans a total of 2,484 square miles and serves a population of 86,076.



Hon. John Goodson
Circuit Judge
8th Judicial Circuit



Hon. Jim Gunter
Chancellor
8th Judicial Circuit



Personnel

The Eighth Circuit is served by one circuit judge, one chancellor and one circuit/chancery judge. Support personnel in this circuit, other than court reporters, include two fulltime secretaries, two full-time case coordinators, two part-time bailiffs, and one part-time secretary.



Hon. Philip Purifoy
Circuit/Chancery Judge
8th Judicial Circuit

Caseload Summary

In fiscal year 1988-89, 4690 cases were filed in the Eighth Circuit general jurisdiction courts, representing an increase of 29.3% from the previous fiscal year. The percentage of increase in the circuit and chancery courts can be broken down as follows:

Cases Filed	FY 88-89	FY 87-88	% Increase or Decrease
Civil	628	642	- 2.2
Criminal	2144	1196	79.3
Chancery	1472	1370	7.4
Probate	446	418	6.7
Total-all courts	4690	3626	29.3

The courts of general jurisdiction in the Eighth Circuit disposed of 4484 cases during this fiscal year, an increase of 26.2% from the previous fiscal year.

Cases Terminated	FY 88-89	FY 87-88	% Increase or Decrease
Civil	704	607	16.0
Criminal	1914	1243	54.0
Chancery	1394	1345	3.6
Probate	472	357	32.2
Total-all courts	4484	3552	26.2

The disposition rate compares the number of terminations to the number of filings. The disposition rate for the circuit courts was 94.44% and the chancery court rate was 97.29%. This is an average of 1745 cases terminated per circuit judge and 1244 cases terminated per chancellor.

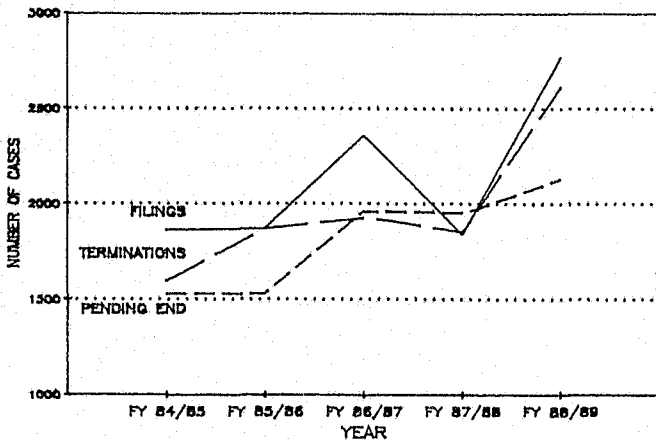
There were 3886 cases pending in the Eighth Circuit at fiscal year end, representing a 6.8% increase from the previous reporting period. These cases may be broken down as follows:

Cases Pending	FY 88-89	FY 87-88	% Increase or Decrease
Civil	743	819	- 9.3
Criminal	1390	1133	22.7
Chancery	1010	918	10.0
Probate	743	769	- 3.4
Total-all courts	3886	3639	6.8

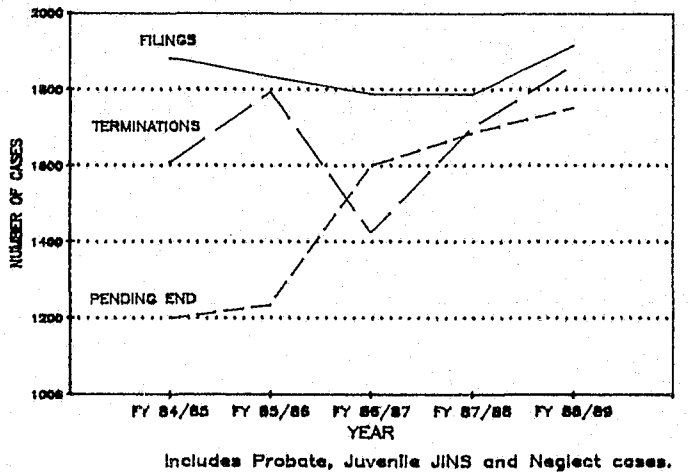
EIGHTH CIRCUIT COURT CASELOAD ACTIVITY

	Pending Start	Filed	Terminated	Pending End	B/W Outstanding	Less Than 1 Year	1 - 2 Years	Over 2 Years	% Over 2 Years	Pending Change
Hempstead										
Criminal	308	394	282	360	60	279	52	29	8	112
Civil	198	186	119	265		114	56	95	36	67
Chancery	287	336	330	293		168	68	57	19	6
Probate	177	105	62	220		81	42	97	44	43
Juvenile	10	57	29	38		34	4	0	0	28
Total	980	1078	822	1176	60	676	222	278	24	256
Lafayette										
Criminal	51	62	95	16	2	14	2	0	0	-33
Civil	77	56	63	70		26	30	14	20	-7
Chancery	80	148	150	78		54	20	4	5	-2
Probate	85	49	46	88		25	12	51	58	3
Juvenile	2	31	17	16		15	1	0	0	14
Total	295	346	371	268	2	134	65	69	26	-25
Miller										
Criminal	691	1234	1087	820	18	646	107	67	8	147
Civil	454	311	464	301		137	64	100	33	-153
Chancery	446	735	683	498		322	98	78	16	52
Probate	432	225	304	353		131	84	138	39	-79
Juvenile	16	272	247	41		37	4	0	0	25
Total	2039	2777	2785	2013	18	1273	357	383	19	-8
Nevada										
Criminal	83	164	180	61	6	51	7	3	5	-16
Civil	90	75	58	107		35	24	48	45	17
Chancery	105	169	184	90		74	11	5	6	-15
Probate	75	67	60	82		34	18	30	37	7
Juvenile	13	14	24	3		1	0	2	67	-10
Total	366	489	506	343	6	195	60	88	26	-17
Circuit 08										
Criminal	1133	1854	1644	1257	86	990	168	99	8	210
Civil	819	628	704	743		312	174	257	35	-76
Chancery	918	1388	1347	959		618	197	144	15	41
Probate	769	446	472	743		271	156	316	43	-26
Juvenile	41	374	317	98		87	9	2	2	57
Total	3680	4690	4484	3800	86	2278	704	818	22	266

**CIRCUIT COURT CASELOAD ACTIVITY
EIGHTH CIRCUIT
FY 84/85 — FY 88/89**



**CHANCERY COURT CASELOAD ACTIVITY
EIGHTH CIRCUIT
FY 84/85 — FY 88/89**



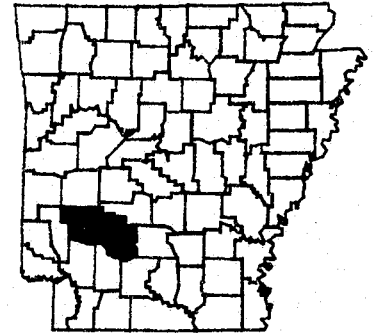
NINTH EAST CIRCUIT

Present Organization

The Ninth East Judicial Circuit is located in the southwest part of the state and is composed of Clark and Pike Counties. The circuit spans a total of 1,465 square miles and serves a population of 34,918.



Hon. Hugh Lookadoo
Circuit/Chancery Judge
9th East Judicial Circuit



Personnel

The Ninth East Circuit is served by one circuit/chancery judge. This judge has a fulltime case coordinator/secretary, a fulltime bailiff, and a court reporter as support personnel.

Caseload Summary

In fiscal year 1988-89, 1124 cases were filed in the Ninth East Circuit general jurisdiction courts, representing an increase of 1.4% from the previous fiscal year. The percentage of increase in the circuit and chancery courts can be broken down as follows:

Cases Filed	FY 88-89	FY 87-88	% Increase or Decrease
Civil	268	264	1.5
Criminal	314	274	14.6
Chancery	423	435	- 2.8
Probate	119	135	-11.8
Total-all courts	1124	1108	1.4

The courts of general jurisdiction in the Ninth East Circuit disposed of 1170 cases during this fiscal year, a decrease of 10.7% from the previous fiscal year.

Cases Terminated	FY 88-89	FY 87-88	% Increase or Decrease
Civil	276	337	-18.1
Criminal	301	407	-26.0
Chancery	457	436	4.8
Probate	136	130	4.6
Total-all courts	1170	1310	-10.7

The disposition rate compares the number of terminations to the number of filings. The disposition rate for the circuit courts was 99.14% and the chancery court rate was 109.41%. This is an average of 577 cases terminated per circuit judge and 593 cases terminated per chancellor.

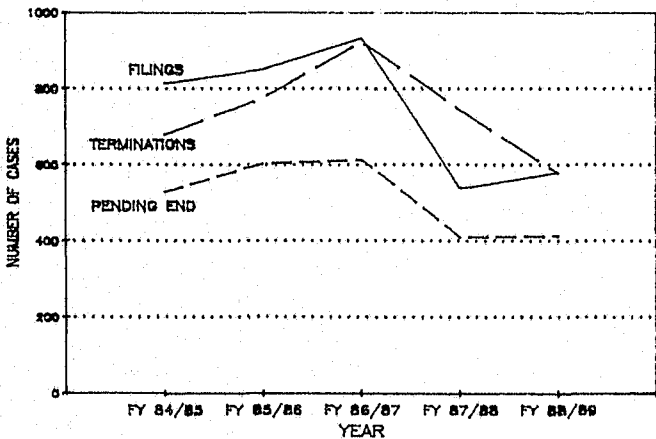
There were 1023 cases pending in the Ninth East Circuit at fiscal year end, representing a 4.0% decrease from the previous reporting period. These cases may be broken down as follows:

Cases Pending	FY 88-89	FY 87-88	% Increase or Decrease
Civil	183	191	- 4.2
Criminal	232	218	6.4
Chancery	236	268	-11.9
Probate	372	389	- 4.4
Total-all courts	1023	1066	- 4.0

NINTH EAST CIRCUIT COURT CASELOAD ACTIVITY

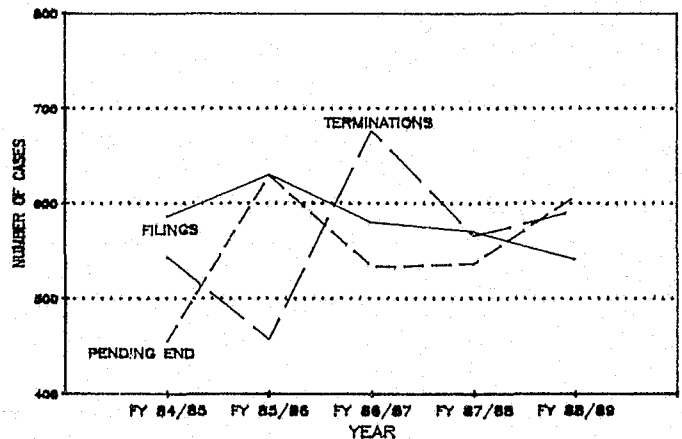
	Pending Start	Filed	Terminated	Pending End	B/W Outstanding	Less Than 1 Year	1 - 2 Years	Over 2 Years	% Over 2 Years	Pending Change
Clark										
Criminal	173	182	187	82	86	76	5	1	1	-5
Civil	135	182	190	127		73	20	34	27	-8
Chancery	184	274	286	172		132	33	7	4	-12
Probate	277	86	83	280		56	41	183	65	3
Juvenile	1	77	67	11		11	0	0	0	10
Total	770	801	813	672	86	348	99	225	33	-12
Pike										
Criminal	45	66	57	30	24	24	0	6	20	9
Civil	56	86	86	56		36	8	12	21	0
Chancery	84	132	158	58		49	5	4	7	-26
Probate	112	33	53	92		20	14	58	63	-20
Juvenile	2	6	3	5		4	1	0	0	3
Total	299	323	357	241	24	133	28	80	33	-34
Circuit 09E										
Criminal	218	248	244	112	110	100	5	7	6	4
Civil	191	268	276	183		109	28	46	25	-8
Chancery	268	406	444	230		181	38	11	5	-38
Probate	389	119	136	372		76	55	241	65	-17
Juvenile	3	83	70	16		15	1	0	0	13
Total	1069	1124	1170	913	110	481	127	305	33	-46

**CIRCUIT COURT CASELOAD ACTIVITY
NINTH CIRCUIT EAST
FY 84/85 — FY 88/89**



Includes Juvenile Delinquency cases.

**CHANCERY COURT CASELOAD ACTIVITY
NINTH CIRCUIT EAST
FY 84/85 — FY 88/89**




Includes Probate, Juvenile JINS and Neglect cases.

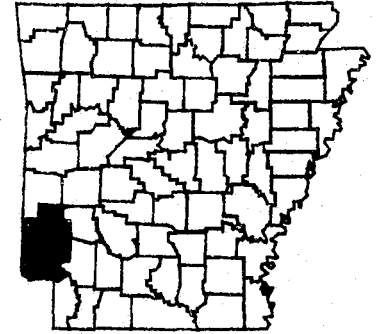
NINTH WEST CIRCUIT

Present Organization

The Ninth West Judicial Circuit is located in the southwest part of the state and is composed of Howard, Little River and Sevier Counties. The circuit spans a total of 1,650 square miles and serves a population of 43,364.



Hon. Ted Capeheart
Circuit/Chancery Judge
9th West Judicial Circuit



Personnel

The Ninth West Circuit is served by one circuit/chancery judge. This judge has a fulltime case coordinator/secretary and a court reporter as support personnel.

Caseload Summary

In fiscal year 1988-89, 1577 cases were filed in the Ninth West Circuit general jurisdiction courts, representing an increase of 3.6% from the previous fiscal year. The percentage of increase in the circuit and chancery courts can be broken down as follows:

Cases Filed	FY 88-89	FY 87-88	% Increase or Decrease
Civil	318	351	- 9.4
Criminal	426	316	34.8
Chancery	648	660	- 1.8
Probate	185	195	- 5.1
Total-all courts	1577	1522	3.6

The courts of general jurisdiction in the Ninth West Circuit disposed of 1443 cases during this fiscal year, a decrease of 6.8% from the previous fiscal year.

Cases Terminated	FY 88-89	FY 87-88	% Increase or Decrease
Civil	256	375	-31.7
Criminal	401	305	31.5
Chancery	600	730	-17.8
Probate	186	139	33.8
Total-all courts	1443	1549	- 6.8

The disposition rate compares the number of terminations to the number of filings. The disposition rate for the circuit courts was 88.31% and the chancery court rate was 94.36%. This is an average of 657 cases terminated per circuit judge and 786 cases terminated per chancellor.

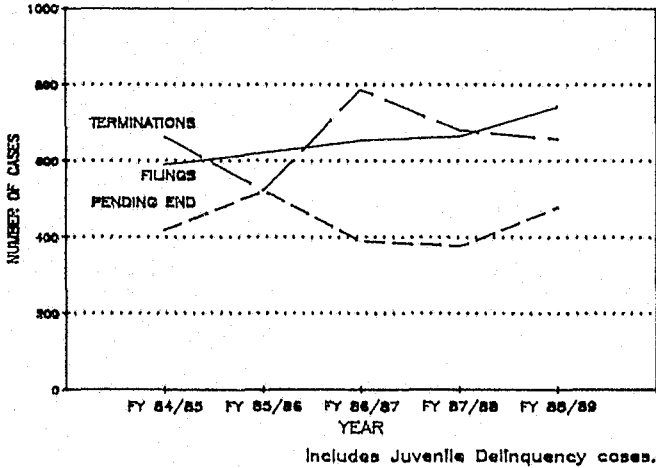
There were 1119 cases pending in the Ninth West Circuit at fiscal year end, representing a 17.5% increase from the previous reporting period. These cases may be broken down as follows:

Cases Pending	FY 88-89	FY 87-88	% Increase or Decrease
Civil	300	238	26.0
Criminal	180	139	29.5
Chancery	306	241	27.0
Probate	333	334	- .3
Total-all courts	1119	952	17.5

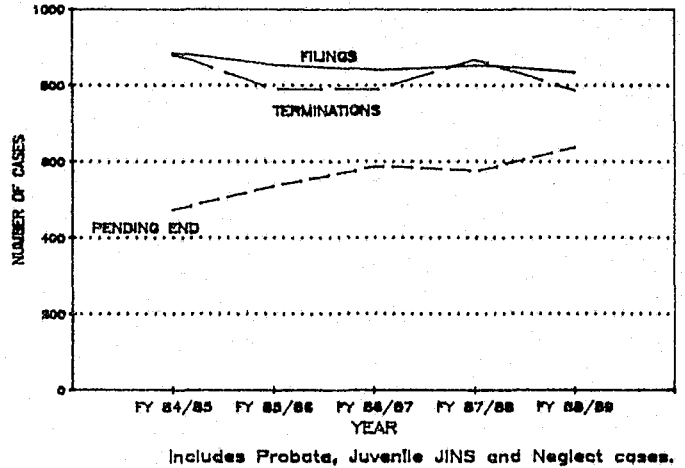
NINTH WEST CIRCUIT COURT CASELOAD ACTIVITY

	Pending Start	Filed	Terminated	Pending End	B/W Outstanding	Less Than 1 Year	1 - 2 Years	Over 2 Years	% Over 2 Years	Pending Change
Howard										
Criminal	60	139	144	34	21	29	5	0	0	-5
Civil	103	93	101	95		39	34	22	23	-8
Chancery	71	178	172	77		56	10	11	14	6
Probate	101	54	47	108		30	29	49	45	7
Juvenile	11	28	32	7		3	3	1	14	-4
Total	346	492	496	321	21	157	81	83	26	-4
Little River										
Criminal	47	115	108	53	1	50	3	0	0	7
Civil	71	142	90	123		83	27	13	11	52
Chancery	90	230	205	115		77	27	11	10	25
Probate	127	62	77	112		38	23	51	46	-15
Juvenile	5	19	20	4		4	0	0	0	-1
Total	340	568	500	407	1	252	80	75	18	68
Sevier										
Criminal	32	113	86	57	2	43	11	3	5	27
Civil	64	83	65	82		48	22	12	15	18
Chancery	80	212	179	113		80	25	8	7	33
Probate	106	69	62	113		39	21	53	47	7
Juvenile	17	40	55	2		1	1	0	0	-15
Total	299	517	447	367	2	211	80	76	21	70
Circuit 09W										
Criminal	139	367	338	144	24	122	19	3	2	29
Civil	238	318	256	300		170	83	47	16	62
Chancery	241	620	556	305		213	62	30	10	64
Probate	334	185	186	333		107	73	153	46	-1
Juvenile	33	87	107	13		8	4	1	8	-20
Total	985	1577	1443	1095	24	620	241	234	21	134

**CIRCUIT COURT CASELOAD ACTIVITY
NINTH CIRCUIT WEST
FY 84/85 — FY 88/89**



**CHANCERY COURT CASELOAD ACTIVITY
NINTH CIRCUIT WEST
FY 84/85 — FY 88/89**




TENTH CIRCUIT

Present Organization

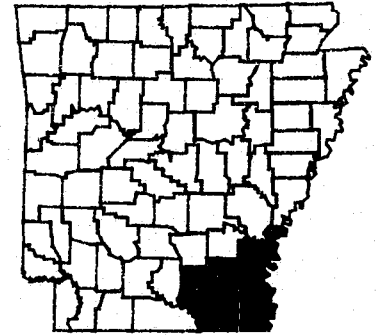
The Tenth Judicial Circuit is located in the southeast part of the state and is composed of Ashley, Bradley, Chicot, Desha and Drew Counties. The circuit spans a total of 3,814 square miles and serves a population of 98,745.



Hon. Stark Ligon
Circuit Judge
10th Judicial Circuit



Hon. Paul Roberts
Circuit Judge
10th Judicial Circuit



Personnel

The Tenth Circuit is served by two circuit judges and two chancellors. The judges in this circuit have no direct support personnel other than court reporters.



Hon. Jerry Mazzanti
Chancellor
10th Judicial Circuit



Hon. Robert Vittitow
Chancellor
10th Judicial Circuit

Caseload Summary

In fiscal year 1988-89, 4384 cases were filed in the Tenth Circuit general jurisdiction courts, representing an increase of 9.9% from the previous fiscal year. The percentage of increase in the circuit and chancery courts can be broken down as follows:

Cases Filed	FY 88-89	FY 87-88	% Increase or Decrease
Civil	771	1114	-30.8
Criminal	1768	1230	43.7
Chancery	1398	1253	11.6
Probate	447	393	13.7
Total-all courts	4384	3990	9.9

The courts of general jurisdiction in the Tenth Circuit disposed of 4215 cases during this fiscal year, a decrease of .3% from the previous fiscal year.

Cases Terminated	FY 88-89	FY 87-88	% Increase or Decrease
Civil	954	1356	-29.6
Criminal	1374	1263	8.8
Chancery	1533	1233	24.3
Probate	354	377	- 6.1
Total-all courts	4215	4229	- .3

The disposition rate compares the number of terminations to the number of filings. The disposition rate for the circuit courts was 91.69% and the chancery court rate was 102.28%. This is an average of 1164 cases terminated per circuit judge and 944 cases terminated per chancellor.

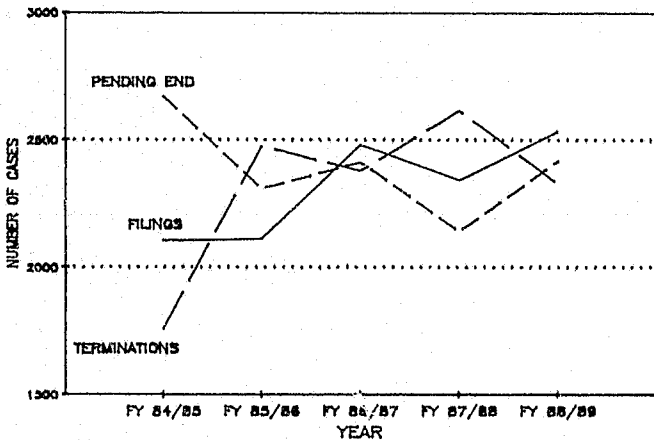
There were 4158 cases pending in the Tenth Circuit at fiscal year end, representing a 7.1% increase from the previous reporting period. These cases may be broken down as follows:

Cases Pending	FY 88-89	FY 87-88	% Increase or Decrease
Civil	739	922	-19.8
Criminal	1683	1219	38.1
Chancery	888	987	-10.0
Probate	848	755	12.3
Total-all courts	4158	3883	7.1

TENTH CIRCUIT COURT CASELOAD ACTIVITY

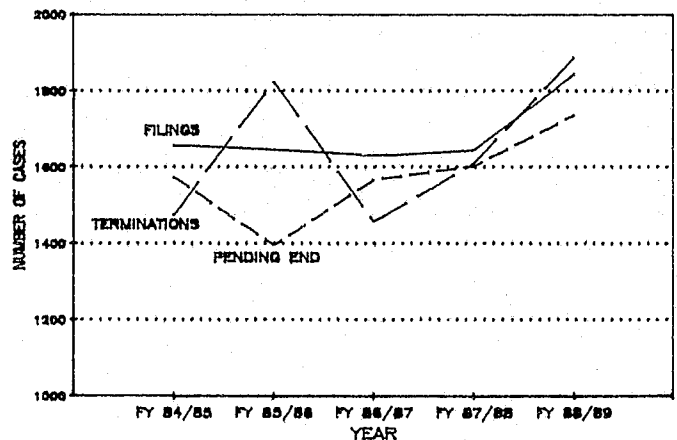
	Pending Start	Filed	Terminated	Pending End	B/W Outstanding	Less Than 1 Year	1 - 2 Years	Over 2 Years	% Over 2 Years	Pending Change
Ashley										
Criminal	345	462	334	423	50	284	94	45	11	128
Civil	268	232	282	218		119	31	68	31	-50
Chancery	415	384	522	277		165	51	61	22	-138
Probate	222	99	109	212		70	31	111	52	-10
Juvenile	30	61	58	33		16	17	0	0	3
Total	1280	1238	1305	1163	50	654	224	285	25	-67
Bradley										
Criminal	69	127	95	83	18	65	14	4	5	32
Civil	77	93	111	59		35	7	17	29	-18
Chancery	91	180	187	84		53	20	11	13	-7
Probate	92	87	50	129		55	31	43	33	37
Juvenile	7	83	75	15		11	4	0	0	8
Total	336	570	518	370	18	219	76	75	20	52
Chicot										
Criminal	321	274	194	284	117	179	55	50	18	80
Civil	192	148	215	125		74	20	31	25	-67
Chancery	195	148	160	183		53	21	109	60	-12
Probate	132	95	67	160		46	36	78	49	28
Juvenile	20	103	95	28		15	13	0	0	8
Total	860	768	731	780	117	367	145	268	34	37
Desha										
Criminal	329	479	396	365	47	313	36	16	4	83
Civil	248	139	155	232		82	51	99	43	-16
Chancery	179	228	209	198		133	34	31	16	19
Probate	161	90	61	190		66	44	80	42	29
Juvenile	30	137	106	61		38	21	2	3	31
Total	947	1073	927	1046	47	632	186	228	22	146
Drew										
Criminal	155	161	144	149	23	109	25	15	10	17
Civil	137	159	191	105		76	14	15	14	-32
Chancery	107	210	220	97		64	20	13	13	-10
Probate	148	76	67	157		39	24	94	60	9
Juvenile	19	129	112	36		21	15	0	0	17
Total	566	735	734	544	23	309	98	137	25	1
Circuit 10										
Criminal	1219	1503	1163	1304	255	950	224	130	10	340
Civil	922	771	954	739		386	123	230	31	-183
Chancery	987	1150	1298	839		468	146	225	27	-148
Probate	755	447	354	848		276	166	406	48	93
Juvenile	106	513	446	173		101	70	2	1	67
Total	3989	4384	4215	3903	255	2181	729	993	25	169

**CIRCUIT COURT CASELOAD ACTIVITY
TENTH CIRCUIT
FY 84/85 — FY 88/89**



Includes Juvenile Delinquency cases.

**CHANCERY COURT CASELOAD ACTIVITY
TENTH CIRCUIT
FY 84/85 — FY 88/89**



Includes Probate, Juvenile JINS and Neglect cases.

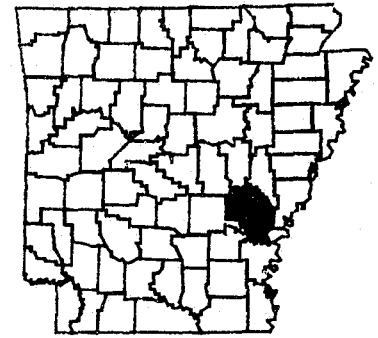
ELEVENTH EAST CIRCUIT

Present Organization

The Eleventh East Judicial Circuit is located in the southeast part of the state and is composed of Arkansas County. The circuit spans a total of 1,006 square miles and serves a population of 24,620.



Hon. Russell Rogers
Circuit/Chancery Judge
11th East Judicial Circuit



Personnel

The Eleventh East Circuit is served by one circuit/chancery judge. This judge has a fulltime case coordinator/secretary and a court reporter as support personnel.

Caseload Summary

In fiscal year 1988-89, 1467 cases were filed in the Eleventh East Circuit general jurisdiction courts, representing an increase of 6.8% from the previous fiscal year. The percentage of increase in the circuit and chancery courts can be broken down as follows:

Cases Filed	FY 88-89	FY 87-88	% Increase or Decrease
Civil	377	387	- 2.6
Criminal	517	486	6.4
Chancery	451	387	16.5
Probate	122	113	8.0
Total-all courts	1467	1373	6.8

The courts of general jurisdiction in the Eleventh East Circuit disposed of 1579 cases during this fiscal year, an increase of 40.0% from the previous fiscal year.

Cases Terminated	FY 88-89	FY 87-88	% Increase or Decrease
Civil	505	252	100.4
Criminal	458	392	16.8
Chancery	455	379	20.0
Probate	161	105	53.3
Total-all courts	1579	1128	40.0

The disposition rate compares the number of terminations to the number of filings. The disposition rate for the circuit courts was 107.72% and the chancery court rate was 107.50%. This is an average of 963 cases terminated per circuit judge and 616 cases terminated per chancellor.

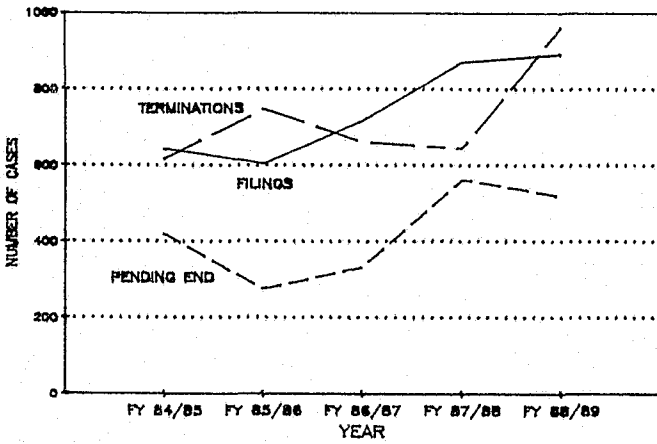
There were 929 cases pending in the Eleventh East Circuit at fiscal year end, representing a 7.7% decrease from the previous reporting period. These cases may be broken down as follows:

Cases Pending	FY 88-89	FY 87-88	% Increase or Decrease
Civil	196	324	-40.0
Criminal	321	239	34.3
Chancery	219	212	3.3
Probate	193	232	-16.8
Total-all courts	929	1007	- 7.7

ELEVENTH EAST CIRCUIT COURT CASELOAD ACTIVITY

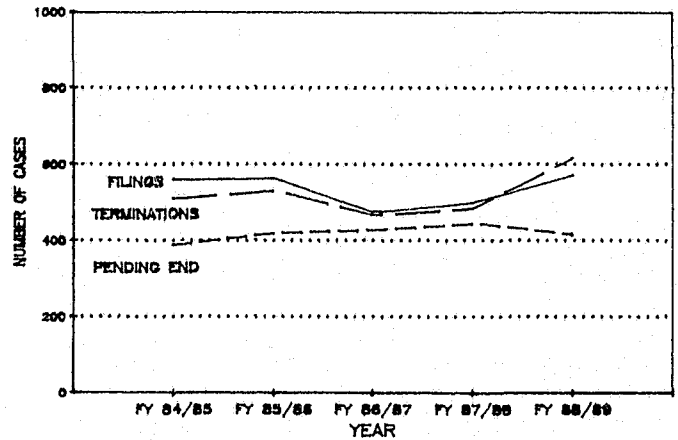
	Pending Start	Filed	Terminated	Pending End	B/W Outstanding	Less Than 1 Year	1 - 2 Years	Over 2 Years	% Over 2 Years	Pending Change
Arkansas										
Criminal	239	463	436	216	50	164	46	6	3	27
Civil	324	377	505	196		117	37	42	21	-128
Chancery	212	411	422	201		168	24	9	4	-11
Probate	232	122	161	193		79	34	80	41	-39
Juvenile	34	94	55	73		47	25	1	1	39
Total	1041	1467	1579	879	50	575	166	138	16	-112
Circuit 11E										
Criminal	239	463	436	216	50	164	46	6	3	27
Civil	324	377	505	196		117	37	42	21	-128
Chancery	212	411	422	201		168	24	9	4	-11
Probate	232	122	161	193		79	34	80	41	-39
Juvenile	34	94	55	73		47	25	1	1	39
Total	1041	1467	1579	879	50	575	166	138	16	-112

**CIRCUIT COURT CASELOAD ACTIVITY
ELEVENTH CIRCUIT EAST
FY 84/85 — FY 88/89**



Includes Juvenile Delinquency cases.

**CHANCERY COURT CASELOAD ACTIVITY
ELEVENTH CIRCUIT EAST
FY 84/85 — FY 88/89**



Includes Probate, Juvenile JINS and Neglect cases.

ELEVENTH WEST CIRCUIT

Present Organization

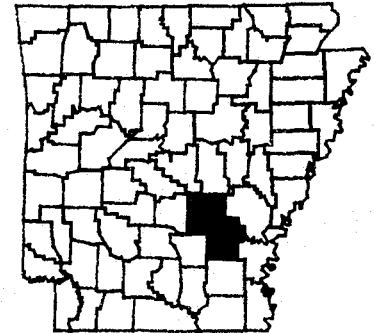
The Eleventh West Judicial Circuit is located in the southeast part of the state and is composed of Jefferson and Lincoln Counties. The circuit spans a total of 1,444 square miles and serves a population of 108,770.



Hon. H.A. Taylor
Circuit Judge
11th West Judicial Circuit



Hon. Randall Williams
Circuit Judge
11th West Judicial Circuit



Personnel

The Eleventh West Circuit is served by two circuit judges, two chancellors and one circuit/chancery judge. Support personnel in this circuit, other than court reporters, consist of three fulltime case coordinators, four fulltime bailiffs, two secretary/case coordinators, and one part-time secretary.



Hon. Lawrence Dawson
Chancellor
11th West Judicial Circuit



Hon. Eugene Harris
Chancellor
11th West Judicial Circuit

Caseload Summary

In fiscal year 1988-89, 6780 cases were filed in the Eleventh West Circuit general jurisdiction courts, representing an increase of 19.6% from the previous fiscal year. The percentage of increase in the circuit and chancery courts can be broken down as follows:

Cases Filed	FY 88-89	FY 87-88	% Increase or Decrease
Civil	987	1026	- 3.8
Criminal	2834	2226	27.3
Chancery	2441	1904	28.2
Probate	518	511	1.4
Total-all courts	6780	5667	19.6



Hon. Fred Davis
Circuit/Chancery Judge
11th West Judicial Circuit

The courts of general jurisdiction in the Eleventh West Circuit disposed of 6833 cases during this fiscal year, an increase of 35.8% from the previous fiscal year.

Cases Terminated	FY 88-89	FY 87-88	% Increase or Decrease
Civil	1037	1106	- 6.2
Criminal	2911	1711	70.1
Chancery	2399	1756	36.6
Probate	486	460	5.6
Total-all courts	6833	5033	35.8

The disposition rate compares the number of terminations to the number of filings. The disposition rate for the circuit courts was 103.32% and the chancery court rate was 97.50%. This is an average of 1579 cases terminated per circuit judge and 1154 cases terminated per chancellor.

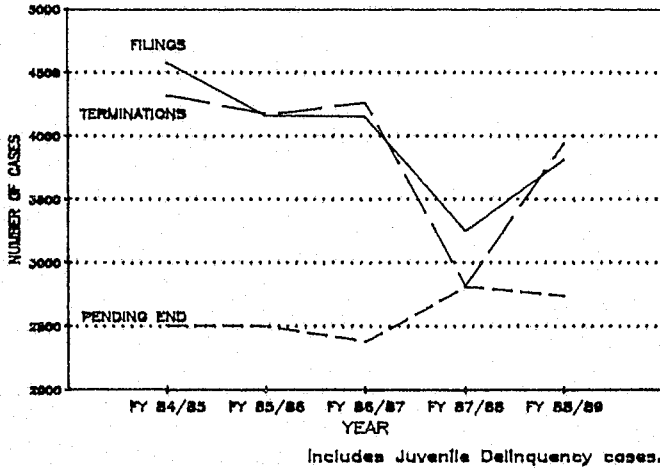
There were 4197 cases pending in the Eleventh West Circuit at fiscal year end, representing a .4% increase from the previous reporting period. These cases may be broken down as follows:

Cases Pending	FY 88-89	FY 87-88	% Increase or Decrease
Civil	946	996	- 5.0
Criminal	1786	1820	- 1.9
Chancery	800	733	9.1
Probate	665	633	5.0
Total-all courts	4197	4182	.4

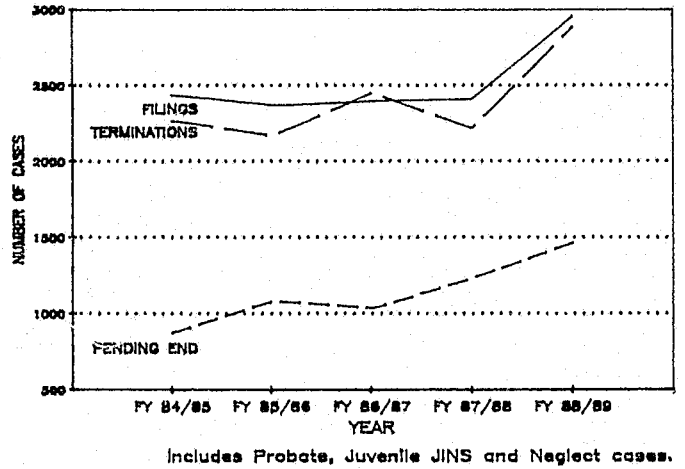
ELEVENTH WEST CIRCUIT COURT CASELOAD ACTIVITY

	Pending Start	Filed	Terminated	Pending End	B/W Outstanding	Less Than 1 Year	1 - 2 Years	Over 2 Years	% Over 2 Years	Pending Change
Jefferson										
Criminal	1710	1921	1955	812	864	620	125	67	8	-34
Civil	908	857	928	837		451	236	150	18	-71
Chancery	650	1764	1719	695		571	99	25	4	45
Probate	571	488	446	613		209	113	291	47	42
Juvenile	62	1155	1197	20		20	0	0	0	-42
Total	3901	6185	6245	2977	864	1871	573	533	18	-60
Lincoln										
Criminal	110	165	177	53	45	42	8	3	6	-12
Civil	88	130	109	109		67	28	14	13	21
Chancery	83	163	169	77		61	15	1	1	-6
Probate	62	30	40	52		11	15	26	50	-10
Juvenile	6	107	93	20		17	3	0	0	14
Total	349	595	588	311	45	198	69	44	14	7
Circuit IIW										
Criminal	1820	2086	2132	865	909	662	133	70	8	-46
Civil	996	987	1037	946		518	264	164	17	-50
Chancery	733	1927	1888	772		632	114	26	3	39
Probate	633	518	486	665		220	128	317	48	32
Juvenile	68	1262	1290	40		37	3	0	0	-28
Total	4250	6780	6833	3288	909	2069	642	577	18	-53

**CIRCUIT COURT CASELOAD ACTIVITY
ELEVENTH CIRCUIT WEST
FY 84/85 — FY 88/89**



**CHANCERY COURT CASELOAD ACTIVITY
ELEVENTH CIRCUIT WEST
FY 84/85 — FY 88/89**



TWELFTH CIRCUIT

Present Organization

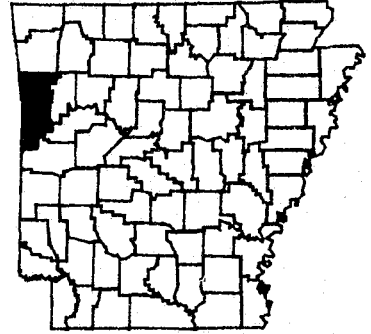
The Twelfth Judicial Circuit is located in the northwest part of the state and is composed of Crawford and Sebastian Counties. The circuit spans a total of 1,129 square miles and serves a population of 140,579.



Hon. John Holland
Circuit Judge
12th Judicial Circuit



Hon. Floyd "Pete" Rogers
Circuit Judge
12th Judicial Circuit



Personnel

The Twelfth Circuit is served by two circuit judges, two chancellors and one circuit/chancery judge. Support personnel in this circuit, other than court reporters, consist of three fulltime case coordinators, one fulltime court administrator, one fulltime secretary, and two secretary/case coordinators.



Hon. Harry Foltz
Chancellor
12th Judicial Circuit



Hon. Warren Kimbrough
Chancellor
12th Judicial Circuit

Caseload Summary

In fiscal year 1988-89, 10,215 cases were filed in the Twelfth Circuit general jurisdiction courts, representing an increase of 22.0% from the previous fiscal year. The percentage of increase in the circuit and chancery courts can be broken down as follows:

Cases Filed	FY 88-89	FY 87-88	% Increase or Decrease
Civil	1847	1857	-.5
Criminal	4202	3069	36.9
Chancery	3475	2763	25.8
Probate	691	684	1.0
Total-all courts	10215	8373	22.0



Hon. Don Langston
Circuit/Chancery Judge
12th Judicial Circuit

The courts of general jurisdiction in the Twelfth Circuit disposed of 9911 cases during this fiscal year, an increase of 7.3% from the previous fiscal year.

Cases Terminated	FY 88-89	FY 87-88	% Increase or Decrease
Civil	1817	2383	-23.8
Criminal	4262	3469	22.8
Chancery	3231	2717	18.9
Probate	601	671	-10.4
Total-all courts	9911	9240	7.3

The disposition rate compares the number of terminations to the number of filings. The disposition rate for the circuit courts was 100.50% and the chancery court rate was 91.98%. This is an average of 2432 cases terminated per circuit judge and 1533 cases terminated per chancellor.

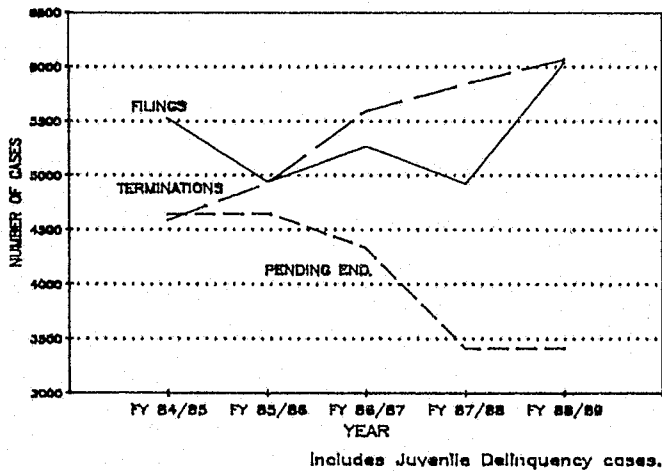
There were 6104 cases pending in the Twelfth Circuit at fiscal year end, representing a 6.4% increase from the previous reporting period. These cases may be broken down as follows:

Cases Pending	FY 88-89	FY 87-88	% Increase or Decrease
Civil	1206	1176	2.6
Criminal	2210	2230	-.9
Chancery	1764	1494	18.1
Probate	924	834	10.8
Total-all courts	6104	5734	6.4

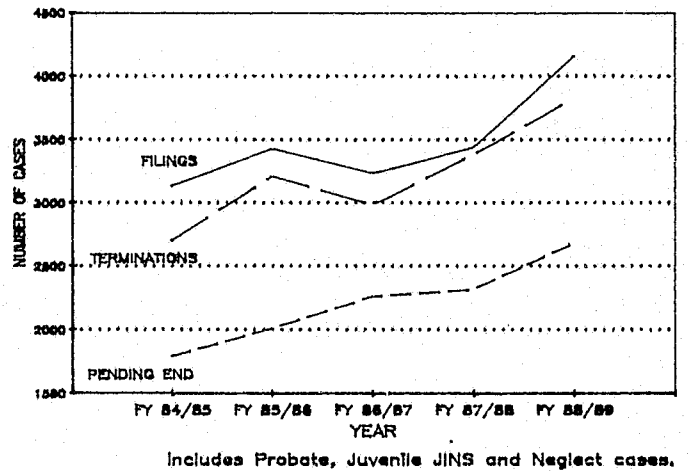
TWELFTH CIRCUIT COURT CASELOAD ACTIVITY

	Pending Start	Filed	Terminated	Pending End	B/W Outstanding	Less Than 1 Year	1 - 2 Years	Over 2 Years	% Over 2 Years	Pending Change
Crawford										
Criminal	754	684	663	357	418	259	48	50	14	21
Civil	318	465	466	317		221	77	19	6	-1
Chancery	461	854	798	517		436	55	26	5	56
Probate	217	179	128	268		107	70	91	34	51
Juvenile	24	198	142	80		68	7	5	6	56
Total	1774	2380	2197	1539	418	1091	257	191	12	183
Sebastian										
Criminal	1476	2480	2606	1013	337	882	86	45	4	-126
Civil	858	1382	1351	889		669	177	43	5	31
Chancery	1033	2201	2056	1178		985	164	29	2	145
Probate	617	512	473	656		296	164	196	30	39
Juvenile	42	1260	1228	74		67	7	0	0	32
Total	4026	7835	7714	3810	337	2899	598	313	8	121
Circuit 12										
Criminal	2230	3164	3269	1370	755	1141	134	95	7	-105
Civil	1176	1847	1817	1206		890	254	62	5	30
Chancery	1494	3055	2854	1695		1421	219	55	3	201
Probate	834	691	601	924		403	234	287	31	90
Juvenile	66	1458	1370	154		135	14	5	3	88
Total	5800	10215	9911	5349	755	3990	855	504	9	304

**CIRCUIT COURT CASELOAD ACTIVITY
TWELFTH CIRCUIT
FY 84/85 — FY 88/89**



**CHANCERY COURT CASELOAD ACTIVITY
TWELFTH CIRCUIT
FY 84/85 — FY 88/89**




THIRTEENTH CIRCUIT

Present Organization

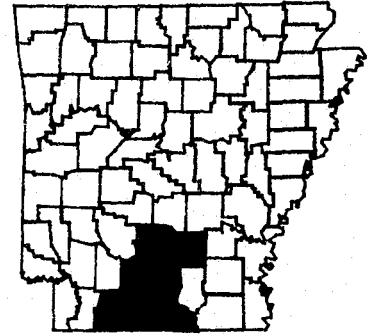
The Thirteenth Judicial Circuit is located in the south central part of the state and is composed of Calhoun, Cleveland, Columbia, Dallas, Ouachita and Union Counties. The circuit spans a total of 4,452 square miles and serves a population of 134,665.



Hon. Harry Barnes
Circuit Judge
13th Judicial Circuit



Hon. John Graves
Circuit Judge
13th Judicial Circuit



Personnel

The Thirteenth Circuit is served by two circuit judges and two chancellors. Support personnel in this circuit, other than court reporters, consist of one fulltime case coordinator, one fulltime secretary, one fulltime case coordinator/secretary, and one part-time bailiff.



Hon. Edward Jones
Chancellor
13th Judicial Circuit



Hon. Charles Plunkett
Chancellor
13th Judicial Circuit

Caseload Summary

In fiscal year 1988-89, 7349 cases were filed in the Thirteenth Circuit general jurisdiction courts, representing an increase of 22.4% from the previous fiscal year. The percentage of increase in the circuit and chancery courts can be broken down as follows:

Cases Filed	FY 88-89	FY 87-88	% Increase or Decrease
Civil	1593	1662	- 4.2
Criminal	2846	1755	62.2
Chancery	2263	1936	16.9
Probate	647	650	- .5
Total-all courts	7349	6003	22.4

The courts of general jurisdiction in the Thirteenth Circuit disposed of 7059 cases during this fiscal year, an increase of 21.1% from the previous fiscal year.

Cases Terminated	FY 88-89	FY 87-88	% Increase or Decrease
Civil	1707	1853	- 7.9
Criminal	2741	1505	82.1
Chancery	2156	2028	6.3
Probate	455	442	2.9
Total-all courts	7059	5828	21.1

The disposition rate compares the number of terminations to the number of filings. The disposition rate for the circuit courts was 100.20% and the chancery court rate was 89.72%. This is an average of 2224 cases terminated per circuit judge and 1306 cases terminated per chancellor.

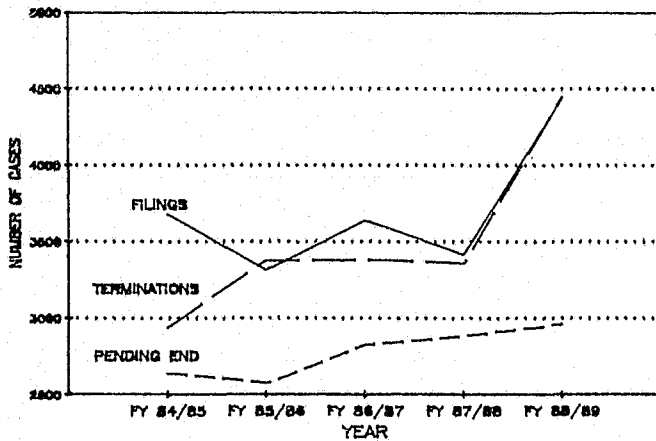
There were 5651 cases pending in the Thirteenth Circuit at fiscal year end, representing a 7.9% increase from the previous reporting period. These cases may be broken down as follows:

Cases Pending	FY 88-89	FY 87-88	% Increase or Decrease
Civil	1603	1717	- 6.6
Criminal	1363	1172	16.3
Chancery	1271	1127	12.8
Probate	1414	1222	15.7
Total-all courts	5651	5238	7.9

THIRTEENTH CIRCUIT COURT CASELOAD ACTIVITY

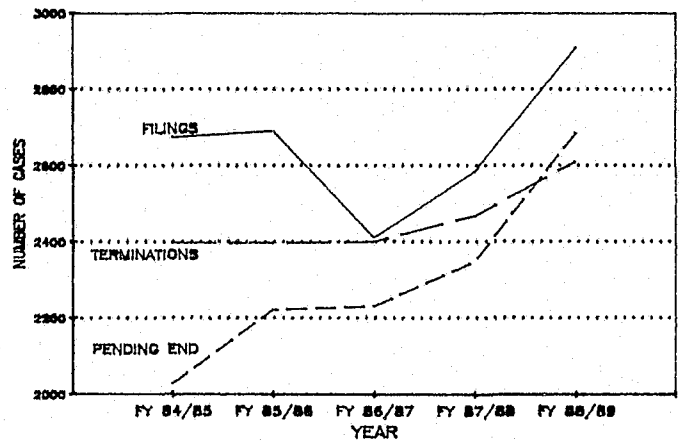
	Pending Start	Filed	Terminated	Pending End	B/W Outstanding	Less Than 1 Year	1-2 Years	Over 2 Years	% Over 2 Years	Pending Change
Calhoun										
Criminal	12	144	99	53	4	53	0	0	0	45
Civil	44	52	57	39		26	11	2	5	-5
Chancery	55	76	74	57		40	7	10	18	2
Probate	35	19	35	19		9	6	4	21	-16
Juvenile	5	1	4	2		1	1	0	0	-3
Total	151	292	269	170	4	129	25	16	9	23
Cleveland										
Criminal	26	71	58	37	2	33	4	0	0	13
Civil	52	38	45	45		18	16	11	24	-7
Chancery	62	64	68	58		29	22	7	12	-4
Probate	30	14	5	39		11	8	20	51	9
Juvenile	0	9	3	6		6	0	0	0	6
Total	170	196	179	185	2	97	50	38	21	17
Columbia										
Criminal	258	405	446	182	35	170	11	1	1	-41
Civil	236	241	221	256		132	71	53	21	20
Chancery	231	347	365	213		152	55	6	3	-18
Probate	250	134	103	281		62	45	174	62	31
Juvenile	19	105	80	44		36	8	0	0	25
Total	994	1232	1215	976	35	552	190	234	24	17
Dallas										
Criminal	83	100	129	38	16	36	2	0	0	-29
Civil	103	104	101	106		58	27	21	20	3
Chancery	67	133	114	86		72	8	6	7	19
Probate	115	48	40	123		35	18	70	57	8
Juvenile	7	9	7	9		2	7	0	0	2
Total	375	394	391	362	16	203	62	97	27	3
Ouachita										
Criminal	320	554	594	171	109	149	12	10	6	-40
Civil	500	376	483	393		190	94	109	28	-107
Chancery	358	592	629	321		238	72	11	3	-37
Probate	234	151	106	279		80	68	131	47	45
Juvenile	16	352	368	0		0	0	0	0	-16
Total	1428	2025	2180	1164	109	657	246	261	22	-155
Union										
Criminal	473	997	818	628	24	614	11	3	0	179
Civil	782	782	800	764		407	179	178	23	-18
Chancery	354	909	780	483		390	69	24	5	129
Probate	558	281	166	673		190	125	358	53	115
Juvenile	76	241	261	56		51	5	0	0	-20
Total	2243	3210	2825	2604	24	1652	389	563	22	385
Circuit 13										
Criminal	1172	2271	2144	1109	190	1055	40	14	1	127
Civil	1717	1593	1707	1603		831	398	374	23	-114
Chancery	1127	2121	2030	1218		921	233	64	5	91
Probate	1222	647	455	1414		387	270	757	54	192
Juvenile	123	717	723	117		96	21	0	0	-6
Total	5361	7349	7059	5461	190	3290	962	1209	22	290

**CIRCUIT COURT CASELOAD ACTIVITY
THIRTEENTH CIRCUIT
FY 84/85 — FY 88/89**



Includes Juvenile Delinquency cases.

**CHANCERY COURT CASELOAD ACTIVITY
THIRTEENTH CIRCUIT
FY 84/85 — FY 88/89**



Includes Probate, Juvenile JINS and Neglect cases.

FOURTEENTH CIRCUIT

Present Organization

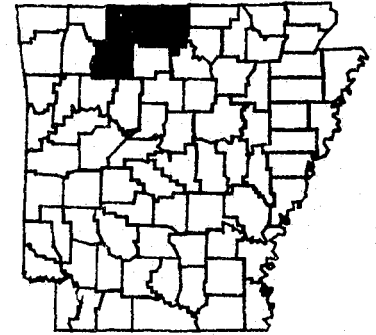
The Fourteenth Judicial Circuit is located in the north part of the state and is composed of Baxter, Boone, Marion and Newton Counties. The circuit spans a total of 2,540 square miles and serves a population of 78,243.



Hon. Robert McCorkindale
Circuit Judge
14th Judicial Circuit



Hon. Roger Logan
Chancellor
14th Judicial Circuit



Personnel

The Fourteenth Circuit is served by one circuit judge and one chancellor. Support personnel in this circuit, other than court reporters, consist of one fulltime case coordinator and one fulltime case coordinator/secretary.

Caseload Summary

In fiscal year 1988-89, 3777 cases were filed in the Fourteenth Circuit general jurisdiction courts, representing an increase of 10.4% from the previous fiscal year. The percentage of increase in the circuit and chancery courts can be broken down as follows:

Cases Filed	FY 88-89	FY 87-88	% Increase or Decrease
Civil	516	657	-21.5
Criminal	1434	1073	33.6
Chancery	1409	1264	11.5
Probate	418	428	-2.3
Total-all courts	3777	3422	10.4

The courts of general jurisdiction in the Fourteenth Circuit disposed of 3520 cases during this fiscal year, an increase of 4.9% from the previous fiscal year.

Cases Terminated	FY 88-89	FY 87-88	% Increase or Decrease
Civil	574	704	-18.5
Criminal	1275	1076	18.5
Chancery	1371	1231	11.4
Probate	300	345	-13.0
Total-all courts	3520	3356	4.9

The disposition rate compares the number of terminations to the number of filings. The disposition rate for the circuit courts was 94.82% and the chancery court rate was 91.46%. This is an average of 1849 cases terminated per circuit judge and 1671 cases terminated per chancellor.

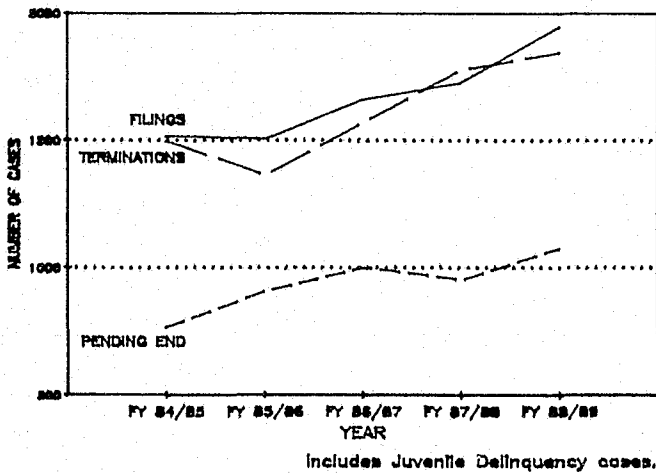
There were 2654 cases pending in the Fourteenth Circuit at fiscal year end, representing a 13.4% increase from the previous reporting period. These cases may be broken down as follows:

Cases Pending	FY 88-89	FY 87-88	% Increase or Decrease
Civil	413	471	-12.3
Criminal	666	481	38.5
Chancery	762	693	10.0
Probate	813	695	17.0
Total-all courts	2654	2340	13.4

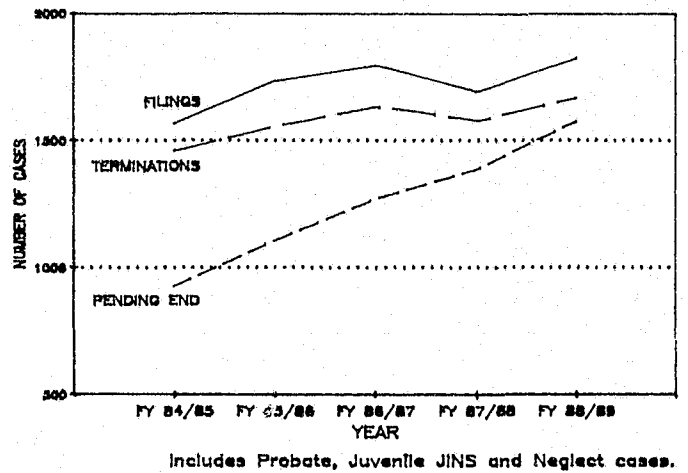
FOURTEENTH CIRCUIT COURT CASELOAD ACTIVITY

	Pending Start	Filed	Terminated	Pending End	B/W Outstanding	Less Than 1 Year	1 - 2 Years	Over 2 Years	% Over 2 Years	Pending Change
Baxter										
Criminal	90	348	283	145	10	142	1	2	1	65
Civil	195	217	210	202		120	60	22	11	7
Chancery	233	510	459	284		221	45	18	6	51
Probate	327	203	126	404		154	91	159	39	77
Juvenile	27	78	66	39		31	6	2	5	12
Total	872	1356	1144	1074	10	668	203	203	19	212
Boone										
Criminal	234	672	594	294	18	290	4	0	0	78
Civil	192	200	247	145		93	35	17	12	-47
Chancery	242	431	448	225		169	37	19	8	-17
Probate	186	122	97	211		73	40	98	46	25
Juvenile	12	124	117	19		17	2	0	0	7
Total	866	1549	1503	894	18	642	118	134	15	46
Marion										
Criminal	76	192	171	89	8	86	3	0	0	21
Civil	46	73	71	48		34	7	7	15	2
Chancery	150	204	225	129		88	33	8	6	-21
Probate	135	69	58	146		50	34	62	42	11
Juvenile	7	86	88	5		4	1	0	0	-2
Total	414	624	613	417	8	262	78	77	18	11
Newton										
Criminal	81	66	70	71	6	52	14	5	7	-4
Civil	38	26	46	18		10	4	4	22	-20
Chancery	68	117	112	73		53	10	10	14	5
Probate	47	24	19	52		18	7	27	52	5
Juvenile	11	15	13	13		5	8	0	0	2
Total	245	248	260	227	6	138	43	46	20	-12
Circuit 14										
Criminal	481	1278	1118	599	42	570	22	7	1	160
Civil	471	516	574	413		257	106	50	12	-58
Chancery	693	1262	1244	711		531	125	55	8	18
Probate	695	418	300	813		295	172	346	43	118
Juvenile	57	303	284	76		57	17	2	3	19
Total	2397	3777	3520	2612	42	1710	442	460	18	257

**CIRCUIT COURT CASELOAD ACTIVITY
FOURTEENTH CIRCUIT
FY 84/85 — FY 88/89**



**CHANCERY COURT CASELOAD ACTIVITY
FOURTEENTH CIRCUIT
FY 84/85 — FY 88/89**



FIFTEENTH CIRCUIT

Present Organization

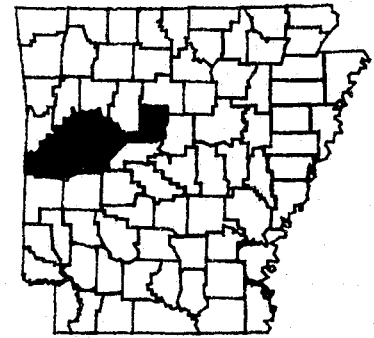
The Fifteenth Judicial Circuit is located in the western part of the state and is composed of Conway, Logan, Scott and Yell Counties. The circuit spans a total of 3,101 square miles and serves a population of 68,503.



Hon. Charles H. Eddy
Circuit Judge
15th Judicial Circuit



Hon. Van Taylor
Chancellor
15th Judicial Circuit



Personnel

The Fifteenth Circuit is served by one circuit judge and one chancellor. Support personnel in this circuit, other than court reporters, consist of one fulltime case coordinator and one fulltime case coordinator/secretary.

Caseload Summary

In fiscal year 1988-89, 3683 cases were filed in the Fifteenth Circuit general jurisdiction courts, representing an increase of 17.0% from the previous fiscal year. The percentage of increase in the circuit and chancery courts can be broken down as follows:

Cases Filed	FY 88-89	FY 87-88	% Increase or Decrease
Civil	678	650	4.3
Criminal	983	673	46.1
Chancery	1699	1474	15.3
Probate	323	352	- 8.2
Total-all courts	3683	3149	17.0

The courts of general jurisdiction in the Fifteenth Circuit disposed of 3555 cases during this fiscal year, an increase of 1.2% from the previous fiscal year.

Cases Terminated	FY 88-89	FY 87-88	% Increase or Decrease
Civil	716	739	- 3.1
Criminal	992	810	22.5
Chancery	1660	1524	8.9
Probate	187	438	-57.3
Total-all courts	3555	3511	1.2

The disposition rate compares the number of terminations to the number of filings. The disposition rate for the circuit courts was 102.83% and the chancery court rate was 91.34%. This is an average of 1708 cases terminated per circuit judge and 1847 cases terminated per chancellor.

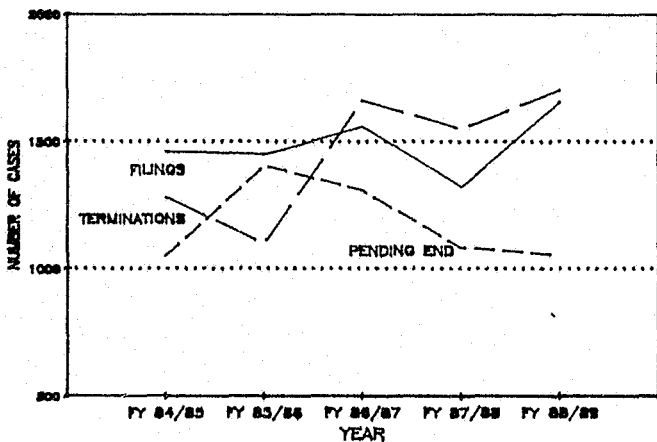
There were 2175 cases pending in the Fifteenth Circuit at fiscal year end, representing a 7.6% increase from the previous reporting period. These cases may be broken down as follows:

Cases Pending	FY 88-89	FY 87-88	% Increase or Decrease
Civil	540	578	- 6.6
Criminal	510	503	1.4
Chancery	509	460	10.6
Probate	616	480	28.3
Total-all courts	2175	2021	7.6

FIFTEENTH CIRCUIT COURT CASELOAD ACTIVITY

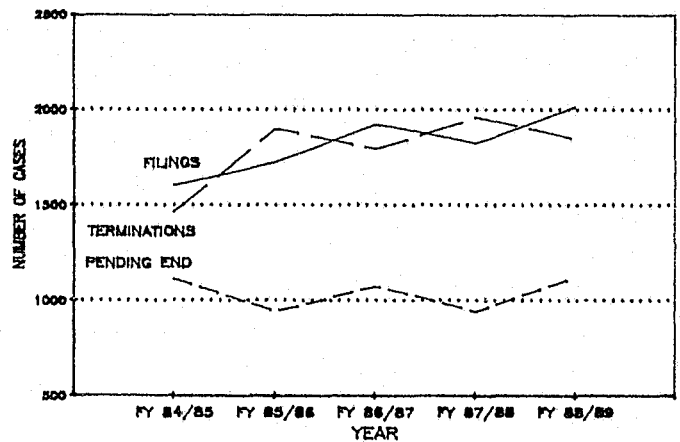
	Pending Start	Filed	Terminated	Pending End	B/W Outstanding	Less Than 1 Year	1 - 2 Years	Over 2 Years	% Over 2 Years	Pending Change
Conway										
Criminal	117	197	192	99	23	95	2	2	2	5
Civil	251	233	245	239		136	65	38	16	-12
Chancery	135	470	453	152		137	10	5	3	17
Probate	65	65	33	97		44	39	14	14	32
Juvenile	6	84	83	7		7	0	0	0	1
Total	574	1049	1006	594	23	419	116	59	10	43
Logan										
Criminal	140	325	307	154	4	150	4	0	0	18
Civil	127	191	198	120		87	24	9	8	-7
Chancery	134	482	481	135		123	5	7	5	1
Probate	212	126	80	258		92	50	116	45	46
Juvenile	3	104	96	11		10	1	0	0	8
Total	616	1228	1162	678	4	462	84	132	19	66
Scott										
Criminal	82	114	135	44	17	43	1	0	0	-21
Civil	53	84	87	50		36	4	10	20	-3
Chancery	58	188	187	59		51	6	2	3	1
Probate	62	36	30	68		18	13	37	54	6
Juvenile	0	115	112	3		3	0	0	0	3
Total	255	537	551	224	17	151	24	49	22	-14
Yell										
Criminal	164	160	183	94	47	83	1	10	11	-23
Civil	147	170	186	131		102	22	7	5	-16
Chancery	133	419	411	141		129	11	1	1	8
Probate	141	96	44	193		73	35	85	44	52
Juvenile	17	24	12	29		16	13	0	0	12
Total	602	869	836	588	47	403	82	103	18	33
Circuit 15										
Criminal	503	796	817	391	91	371	8	12	3	-21
Civil	578	678	716	540		361	115	64	12	-38
Chancery	460	1559	1532	487		440	32	15	3	27
Probate	480	323	187	616		227	137	252	41	136
Juvenile	26	327	303	50		36	14	0	0	24
Total	2047	3683	3555	2084	91	1435	306	343	16	128

**CIRCUIT COURT CASELOAD ACTIVITY
FIFTEENTH CIRCUIT
FY 84/85 — FY 88/89**



Includes Juvenile Delinquency cases.

**CHANCERY COURT CASELOAD ACTIVITY
FIFTEENTH CIRCUIT
FY 84/85 — FY 88/89**



Includes Probate, Juvenile JINS and Neglect cases.

SIXTEENTH CIRCUIT

Present Organization

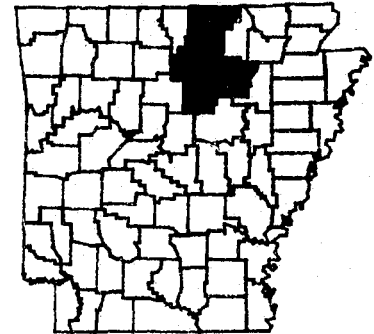
The Sixteenth Judicial Circuit is located in the north central part of the state and is composed of Cleburne, Fulton, Independence, IZard and Stone Counties. The circuit spans a total of 3,117 square miles and serves a population of 81,968.



Hon. John Dan Kemp
Circuit Judge
16th Judicial Circuit



Hon. Carl McSpadden
Chancellor
16th Judicial Circuit



Personnel

The Sixteenth Circuit is served by one circuit judge and one chancellor. Both judges in this circuit have a court reporter, and one has a full-time case coordinator.

Caseload Summary

In fiscal year 1988-89, 4098 cases were filed in the Sixteenth Circuit general jurisdiction courts, representing an increase of 7.7% from the previous fiscal year. The percentage of increase in the circuit and chancery courts can be broken down as follows:

Cases Filed	FY 88-89	FY 87-88	% Increase or Decrease
Civil	1245	1156	7.7
Criminal	1134	978	16.0
Chancery	1359	1351	.6
Probate	360	319	12.8
Total-all courts	4098	3804	7.7

The courts of general jurisdiction in the Sixteenth Circuit disposed of 3666 cases during this fiscal year, a decrease of 8.7% from the previous fiscal year.

Cases Terminated	FY 88-89	FY 87-88	% Increase or Decrease
Civil	1075	1339	-19.7
Criminal	1010	1212	-16.7
Chancery	1327	1222	8.6
Probate	254	243	4.5
Total-all courts	3666	4016	- 8.7

The disposition rate compares the number of terminations to the number of filings. The disposition rate for the circuit courts was 87.64% and the chancery court rate was 91.97%. This is an average of 2085 cases terminated per circuit judge and 1581 cases terminated per chancellor.

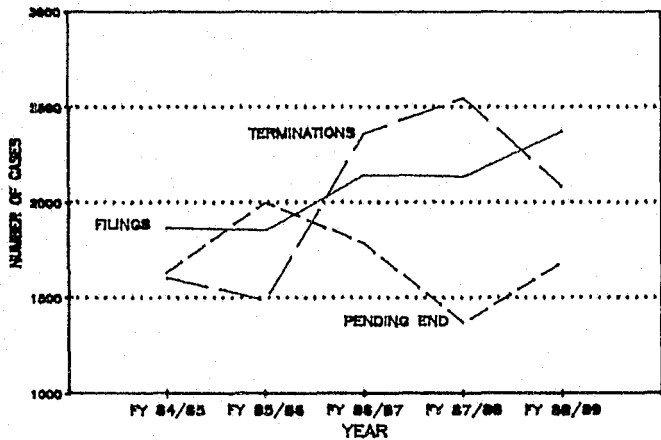
There were 3237 cases pending in the Sixteenth Circuit at fiscal year end, representing a 17.8% increase from the previous reporting period. These cases may be broken down as follows:

Cases Pending	FY 88-89	FY 87-88	% Increase or Decrease
Civil	790	620	27.4
Criminal	901	749	20.3
Chancery	957	897	6.7
Probate	589	483	21.9
Total-all courts	3237	2749	17.8

SIXTEENTH CIRCUIT COURT CASELOAD ACTIVITY

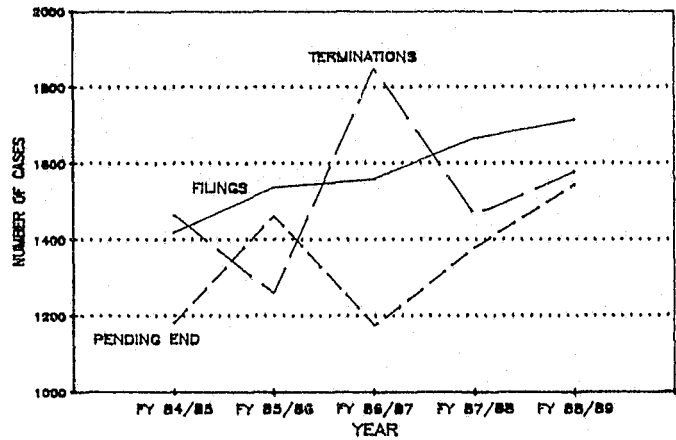
	Pending Start	Filed	Terminated	Pending End	B/W Outstanding	Less Than 1 Year	1 - 2 Years	Over 2 Years	% Over 2 Years	Pending Change
Cleburne										
Criminal	171	327	254	119	125	115	4	0	0	73
Civil	98	210	197	111		104	6	1	1	13
Chancery	168	325	309	184		141	41	2	1	16
Probate	101	87	64	124		63	36	25	20	23
Juvenile	22	87	75	34		34	0	0	0	12
Total	560	1036	899	572	125	457	87	28	5	137
Fulton										
Criminal	25	57	49	32	1	30	2	0	0	8
Civil	33	59	57	35		31	4	0	0	2
Chancery	84	132	123	93		55	16	22	24	9
Probate	52	34	35	51		25	11	15	29	-1
Juvenile	17	10	20	7		5	2	0	0	-10
Total	211	292	284	218	1	146	35	37	17	8
Independence										
Criminal	382	419	425	113	263	108	5	0	0	-6
Civil	398	786	649	535		441	71	23	4	137
Chancery	398	503	537	364		223	91	50	14	-34
Probate	171	161	87	245		113	54	78	32	74
Juvenile	2	74	74	2		2	0	0	0	0
Total	1351	1943	1772	1259	263	887	221	151	12	171
Izard										
Criminal	86	131	90	93	34	93	0	0	0	41
Civil	55	108	100	63		52	9	2	3	8
Chancery	110	170	140	140		83	23	34	24	30
Probate	64	39	46	57		15	6	36	63	-7
Juvenile	14	9	7	16		5	11	0	0	2
Total	329	457	383	369	34	248	49	72	20	74
Stone										
Criminal	85	73	88	34	36	29	5	0	0	-15
Civil	36	82	72	46		37	6	3	7	10
Chancery	137	154	123	168		80	38	50	30	31
Probate	95	39	22	112		29	17	66	59	17
Juvenile	1	22	23	0		0	0	0	0	-1
Total	354	370	328	360	36	175	66	119	33	42
Circuit 16										
Criminal	749	1007	906	391	459	375	16	0	0	101
Civil	620	1245	1075	790		665	96	29	4	170
Chancery	897	1284	1232	949		582	209	158	17	52
Probate	483	360	254	589		245	124	220	37	106
Juvenile	56	202	199	59		46	13	0	0	3
Total	2805	4098	3666	2778	459	1913	458	407	15	432

**CIRCUIT COURT CASELOAD ACTIVITY
SIXTEENTH CIRCUIT
FY 84/85 — FY 88/89**



Includes Juvenile Delinquency cases.

**CHANCERY COURT CASELOAD ACTIVITY
SIXTEENTH CIRCUIT
FY 84/85 — FY 88/89**



Includes Probate, Juvenile JINS and Neglect cases.

SEVENTEENTH EAST CIRCUIT

Present Organization

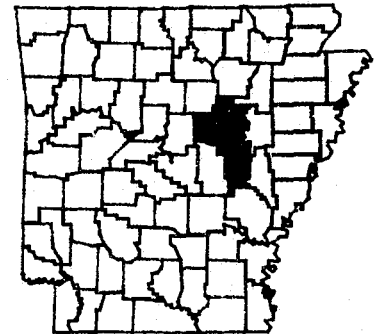
The Seventeenth East Judicial Circuit is located in the central part of the state and is composed of Prairie and White Counties. The circuit spans a total of 1,696 square miles and serves a population of 63,907.



Hon. Cecil Tedder
Circuit Judge
17th East Judicial Circuit



Hon. Jim Hannah
Chancellor
17th East Judicial Circuit



Personnel

The Seventeenth East Circuit is served by one circuit judge and one chancellor. Both judges in this circuit have a case coordinator and a court reporter.

Caseload Summary

In fiscal year 1988-89, 3415 cases were filed in the Seventeenth East Circuit general jurisdiction courts, representing an increase of 15.1% from the previous fiscal year. The percentage of increase in the circuit and chancery courts can be broken down as follows:

Cases Filed	FY 88-89	FY 87-88	% Increase or Decrease
Civil	551	690	-20.1
Criminal	1100	720	52.8
Chancery	1504	1286	17.0
Probate	260	271	-4.0
Total-all courts	3415	2967	15.1

The courts of general jurisdiction in the Seventeenth East Circuit disposed of 3183 cases during this fiscal year, a decrease of 2.4% from the previous fiscal year.

Cases Terminated	FY 88-89	FY 87-88	% Increase or Decrease
Civil	649	884	-26.6
Criminal	911	866	5.2
Chancery	1440	1292	11.4
Probate	183	219	-16.4
Total-all courts	3183	3261	-2.4

The disposition rate compares the number of terminations to the number of filings. The disposition rate for the circuit courts was 94.49% and the chancery court rate was 92.01%. This is an average of 1560 cases terminated per circuit judge and 1623 cases terminated per chancellor.

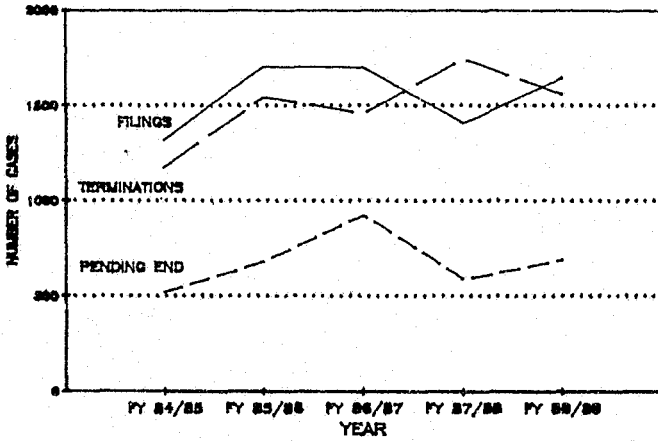
There were 1512 cases pending in the Seventeenth East Circuit at fiscal year end, representing a 20.0% increase from the previous reporting period. These cases may be broken down as follows:

Cases Pending	FY 88-89	FY 87-88	% Increase or Decrease
Civil	190	288	-34.0
Criminal	503	302	66.6
Chancery	356	284	25.4
Probate	463	386	19.9
Total-all courts	1512	1260	20.0

SEVENTEENTH EAST CIRCUIT COURT CASELOAD ACTIVITY

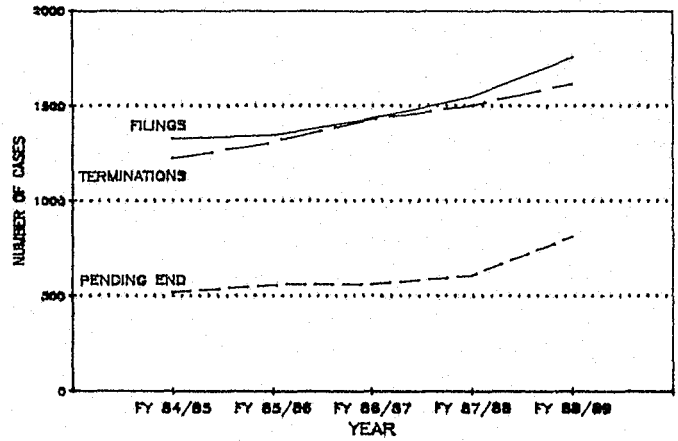
	Pending Start	Filed	Terminated	Pending End	B/W Outstanding	Less Than 1 Year	1 - 2 Years	Over 2 Years	% Over 2 Years	Pending Change
Prairie										
Criminal	40	149	87	95	7	92	0	3	3	62
Civil	73	107	152	28		18	4	6	21	-45
Chancery	41	160	148	53		50	2	1	2	12
Probate	64	37	18	83		30	18	35	42	19
Juvenile	0	97	91	6		6	0	0	0	6
Total	218	550	496	265	7	196	24	45	17	54
White										
Criminal	262	835	729	289	79	286	1	2	1	106
Civil	215	444	497	162		131	24	7	4	-53
Chancery	243	1255	1215	283		272	8	3	1	40
Probate	322	223	165	380		116	83	181	48	58
Juvenile	20	108	81	47		30	17	0	0	27
Total	1062	2865	2687	1161	79	835	133	193	17	178
Circuit 17E										
Criminal	302	984	816	384	86	378	1	5	1	168
Civil	288	551	649	190		149	28	13	7	-98
Chancery	284	1415	1363	336		322	10	4	1	52
Probate	386	260	183	463		146	101	216	47	77
Juvenile	20	205	172	53		36	17	0	0	33
Total	1280	3415	3183	1426	86	1031	157	238	17	232

**CIRCUIT COURT CASELOAD ACTIVITY
SEVENTEENTH CIRCUIT EAST
FY 84/85 — FY 88/89**



Includes Juvenile Delinquency cases.

**CHANCERY COURT CASELOAD ACTIVITY
SEVENTEENTH CIRCUIT EAST
FY 84/85 — FY 88/89**



Includes Probate, Juvenile JINS and Neglect cases.

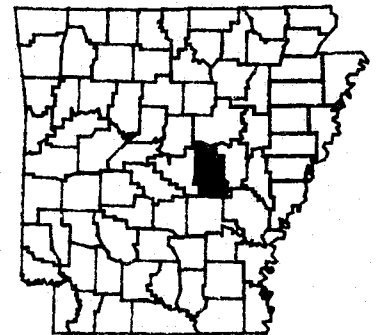
SEVENTEENTH WEST CIRCUIT

Present Organization

The Seventeenth West Judicial Circuit is located in the central part of the state and is composed of Lonoke County. The circuit spans a total of 783 square miles and serves a population of 36,960.



Hon. Jim Burnett
Circuit/Chancery Judge
17th West Judicial Circuit



Personnel

The Seventeenth West Circuit is served by one circuit/chancery judge. This judge has a case coordinator/secretary, a bailiff and a court reporter as support personnel.

Caseload Summary

In fiscal year 1988-89, 1744 cases were filed in the Seventeenth West Circuit general jurisdiction courts, representing an increase of 7.0% from the previous fiscal year. The percentage of increase in the circuit and chancery courts can be broken down as follows:

Cases Filed	FY 88-89	FY 87-88	% Increase or Decrease
Civil	455	526	-13.5
Criminal	432	338	27.8
Chancery	708	618	14.6
Probate	149	147	1.4
Total-all courts	1744	1629	7.0

The courts of general jurisdiction in the Seventeenth West Circuit disposed of 1599 cases during this fiscal year, a decrease of 7.6% from the previous fiscal year.

Cases Terminated	FY 88-89	FY 87-88	% Increase or Decrease
Civil	445	525	-15.2
Criminal	458	331	38.4
Chancery	635	838	-24.2
Probate	61	37	64.9
Total-all courts	1599	1731	-7.6

The disposition rate compares the number of terminations to the number of filings. The disposition rate for the circuit courts was 101.80% and the chancery court rate was 81.21%. This is an average of 903 cases terminated per circuit judge and 696 cases terminated per chancellor.

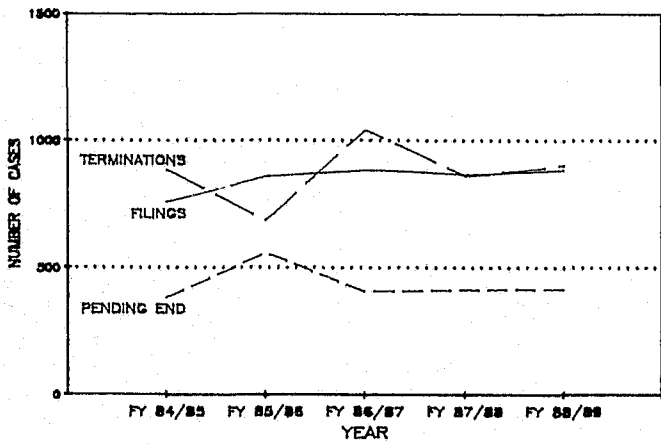
There were 1364 cases pending in the Seventeenth West Circuit at fiscal year end, representing a 14.3% increase from the previous reporting period. These cases may be broken down as follows:

Cases Pending	FY 88-89	FY 87-88	% Increase or Decrease
Civil	304	294	3.4
Criminal	111	119	-6.7
Chancery	352	271	29.9
Probate	597	509	17.3
Total-all courts	1364	1193	14.3

SEVENTEENTH WEST CIRCUIT COURT CASELOAD ACTIVITY

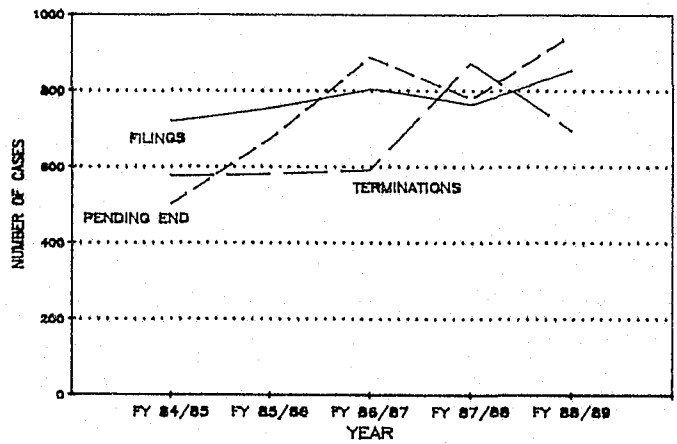
	Pending Start	Filed	Terminated	Pending End	B/W Outstanding	Less Than 1 Year	1 - 2 Years	Over 2 Years	% Over 2 Years	Pending Change
Lonoke										
Criminal	119	358	386	65	26	65	0	0	0	-28
Civil	294	455	445	304		220	62	22	7	10
Chancery	271	665	630	306		244	53	9	3	35
Probate	509	149	61	597		125	117	355	59	88
Juvenile	26	117	77	66		52	14	0	0	40
Total	1219	1744	1599	1338	26	706	246	386	29	145
Circuit 17W										
Criminal	119	358	386	65	26	65	0	0	0	-28
Civil	294	455	445	304		220	62	22	7	10
Chancery	271	665	630	306		244	53	9	3	35
Probate	509	149	61	597		125	117	355	59	88
Juvenile	26	117	77	66		52	14	0	0	40
Total	1219	1744	1599	1338	26	706	246	386	29	145

**CIRCUIT COURT CASELOAD ACTIVITY
SEVENTEENTH CIRCUIT WEST
FY 84/85 — FY 88/89**



Includes Juvenile Delinquency cases.

**CHANCERY COURT CASELOAD ACTIVITY
SEVENTEENTH CIRCUIT WEST
FY 84/85 — FY 88/89**



Includes Probate, Juvenile JINS and Neglect cases.

EIGHTEENTH EAST CIRCUIT

Present Organization

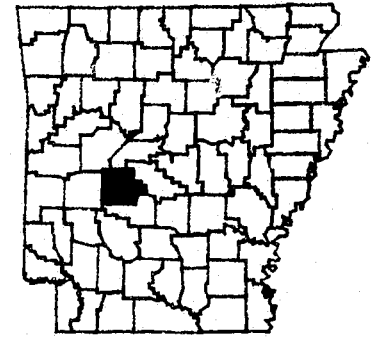
The Eighteenth East Judicial Circuit is located in the central part of the state and is composed of Garland County. The circuit spans a total of 657 square miles and serves a population of 74,470.



Hon. Walter Wright
Circuit Judge
18th East Judicial Circuit



Hon. John Robbins
Chancellor
18th East Judicial Circuit



Personnel

The Eighteenth East Circuit is served by one circuit judge, one chancellor and one circuit/chancery judge. Support personnel in this circuit, other than court reporters, include two fulltime case coordinators and one case coordinator/secretary.



Hon. Tom Smitherman
Circuit/Chancery Judge
18th East Judicial Circuit

Caseload Summary

In fiscal year 1988-89, 4205 cases were filed in the Eighteenth East Circuit general jurisdiction courts, representing an increase of 10.1% from the previous fiscal year. The percentage of increase in the circuit and chancery courts can be broken down as follows:

Cases Filed	FY 88-89	FY 87-88	% Increase or Decrease
Civil	961	1103	- 12.9
Criminal	974	449	116.9
Chancery	1767	1715	3.0
Probate	503	551	- 8.7
Total-all courts	4205	3818	10.1

The courts of general jurisdiction in the Eighteenth East Circuit disposed of 4256 cases during this fiscal year, an increase of 10.9% from the previous fiscal year.

Cases Terminated	FY 88-89	FY 87-88	% Increase or Decrease
Civil	1142	1152	- .9
Criminal	907	558	62.5
Chancery	1687	1697	-.6
Probate	520	431	20.6
Total-all courts	4256	3838	10.9

The disposition rate compares the number of terminations to the number of filings. The disposition rate for the circuit courts was 105.89% and the chancery court rate was 97.22%. This is an average of 1366 cases terminated per circuit judge and 1471 cases terminated per chancellor.

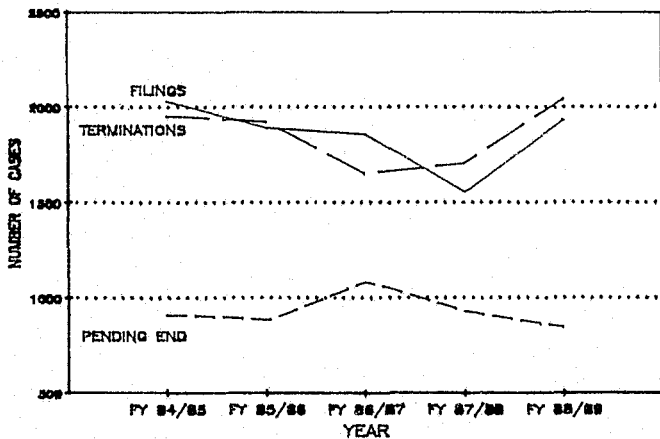
There were 2656 cases pending in the Eighteenth East Circuit at fiscal year end, representing an .8% increase from the previous reporting period. These cases may be broken down as follows:

Cases Pending	FY 88-89	FY 87-88	% Increase or Decrease
Civil	572	753	-24.0
Criminal	269	175	53.7
Chancery	837	711	-17.7
Probate	978	995	- 1.7
Total-all courts	2656	2634	.8

EIGHTEENTH EAST CIRCUIT COURT CASELOAD ACTIVITY

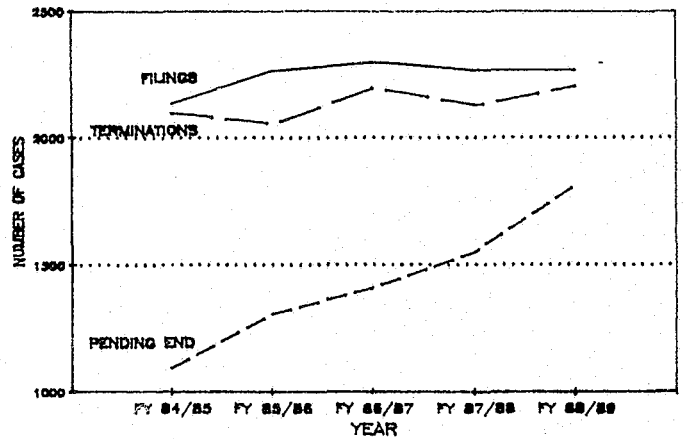
	Pending Start	Filed	Terminated	Pending End	B/W Outstanding	Less Than 1 Year	1 - 2 Years	Over 2 Years	% Over 2 Years	Pending Change
Garland										
Criminal	175	469	385	206	53	191	8	7	3	84
Civil	753	961	1142	572		382	141	49	9	-181
Chancery	711	1674	1595	790		636	111	43	5	79
Probate	995	503	520	978		278	179	521	53	-17
Juvenile	73	598	614	57		38	19	0	0	-16
Total	2707	4205	4256	2603	53	1525	458	620	24	-51
Circuit 18E										
Criminal	175	469	385	206	53	191	8	7	3	84
Civil	753	961	1142	572		382	141	49	9	-181
Chancery	711	1674	1595	790		636	111	43	5	79
Probate	995	503	520	978		278	179	521	53	-17
Juvenile	73	598	614	57		38	19	0	0	-16
Total	2707	4205	4256	2603	53	1525	458	620	24	-51

**CIRCUIT COURT CASELOAD ACTIVITY
EIGHTEENTH CIRCUIT EAST
FY 84/85 — FY 88/89**



Includes Juvenile Delinquency cases.

**CHANCERY COURT CASELOAD ACTIVITY
EIGHTEENTH CIRCUIT EAST
FY 84/85 — FY 88/89**



Includes Probate, Juvenile JINS and Neglect cases.

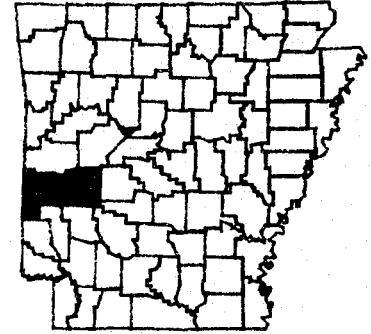
EIGHTEENTH WEST CIRCUIT

Present Organization

The Eighteenth West Judicial Circuit is located in the western part of the state and is composed of Montgomery and Polk Counties. The circuit spans a total of 1,634 square miles and serves a population of 25,817.



Hon. Gayle Ford
Circuit/Chancery Judge
18th West Judicial Circuit



Personnel

The Eighteenth West Circuit is served by one circuit/chancery judge. This judge has both a case coordinator and a court reporter.

Caseload Summary

In fiscal year 1988-89, 1155 cases were filed in the Eighteenth West Circuit general jurisdiction courts, representing an increase of 26.8% from the previous fiscal year. The percentage of increase in the circuit and chancery courts can be broken down as follows:

Cases Filed	FY 88-89	FY 87-88	% Increase or Decrease
Civil	145	139	4.3
Criminal	304	216	40.7
Chancery	543	431	26.0
Probate	163	125	30.4
Total-all courts	1155	911	26.8

The courts of general jurisdiction in the Eighteenth West Circuit disposed of 1120 cases during this fiscal year, an increase of 24.3% from the previous fiscal year.

Cases Terminated	FY 88-89	FY 87-88	% Increase or Decrease
Civil	204	166	22.9
Criminal	303	229	32.3
Chancery	497	395	25.8
Probate	116	111	4.5
Total-all courts	1120	901	24.3

The disposition rate compares the number of terminations to the number of filings. The disposition rate for the circuit courts was 112.92% and the chancery court rate was 86.83%. This is an average of 507 cases terminated per circuit judge and 613 cases terminated per chancellor.

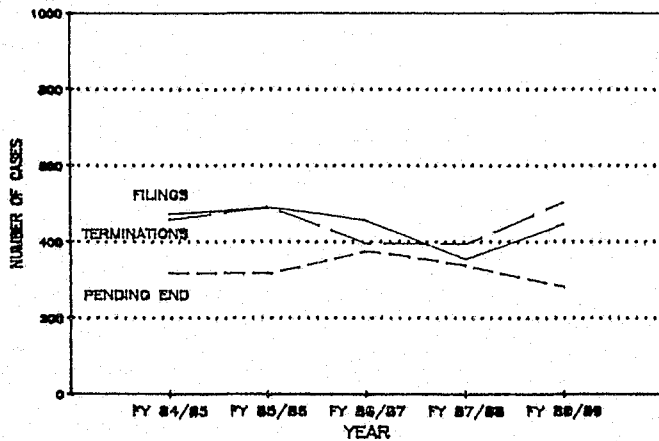
There were 838 cases pending in the Eighteenth West Circuit at fiscal year end, representing a 5.5% increase from the previous reporting period. These cases may be broken down as follows:

Cases Pending	FY 88-89	FY 87-88	% Increase or Decrease
Civil	103	162	-36.4
Criminal	179	176	1.7
Chancery	334	281	18.9
Probate	222	175	26.8
Total-all courts	838	794	5.5

EIGHTEENTH WEST CIRCUIT COURT CASELOAD ACTIVITY

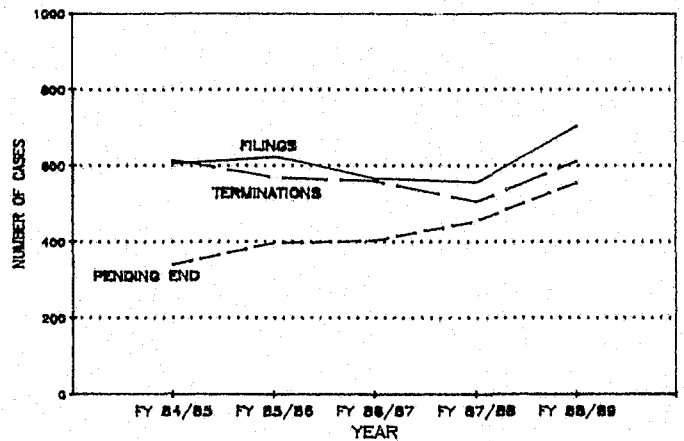
	Pending Start	Filed	Terminated	Pending End	B/W Outstanding	Less Than 1 Year	1 - 2 Years	Over 2 Years	% Over 2 Years	Pending Change
Montgomery										
Criminal	56	38	41	21	32	20	1	0	0	-3
Civil	44	39	58	25		18	3	4	16	-19
Chancery	83	105	127	61		44	8	9	15	-22
Probate	49	37	23	63		21	12	30	48	14
Juvenile	3	19	19	3		0	3	0	0	0
Total	235	238	268	173	32	103	27	43	25	-30
Polk										
Criminal	120	177	172	113	12	96	5	12	11	5
Civil	118	106	146	78		52	8	18	23	-40
Chancery	198	365	295	268		128	41	99	37	70
Probate	126	126	93	159		58	24	77	48	33
Juvenile	6	143	146	3		1	2	0	0	-3
Total	568	917	852	621	12	335	80	206	33	65
Circuit 18W										
Criminal	176	215	213	134	44	116	6	12	9	2
Civil	162	145	204	103		70	11	22	21	-59
Chancery	281	470	422	329		172	49	108	33	48
Probate	175	163	116	222		79	36	107	48	47
Juvenile	9	162	165	6		1	5	0	0	-3
Total	803	1155	1120	794	44	438	107	249	31	35

**CIRCUIT COURT CASELOAD ACTIVITY
EIGHTEENTH CIRCUIT WEST
FY 84/85 — FY 88/89**



Includes Juvenile Delinquency cases.

**CHANCERY COURT CASELOAD ACTIVITY
EIGHTEENTH CIRCUIT WEST
FY 84/85 — FY 88/89**



Includes Probate, Juvenile JINS and Neglect cases.

NINETEENTH CIRCUIT

Present Organization

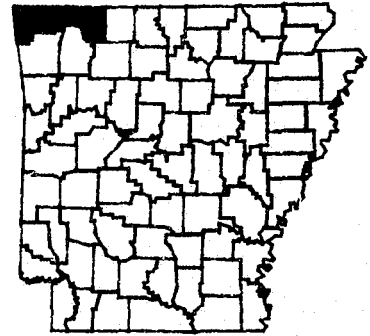
The Nineteenth Judicial Circuit is located in the northwest part of the state and is composed of Benton and Carroll Counties. The circuit spans a total of 1,477 square miles and serves a population of 101,990.



Hon. Sidney McCollum
Circuit Judge
19th Judicial Circuit



Hon. Oliver Adams
Chancellor
19th Judicial Circuit



Personnel

The Nineteenth Circuit is served by one circuit judge, one chancellor and one circuit/chancery judge. Support personnel in this circuit, other than court reporters, consist of one fulltime case coordinator, one fulltime case coordinator/secretary, and one part-time bailiff.



Hon. Tom Keith
Circuit/Chancery Judge
19th Judicial Circuit

Caseload Summary

In fiscal year 1988-89, 6543 cases were filed in the Nineteenth Circuit general jurisdiction courts, representing an increase of 19.2% from the previous fiscal year. The percentage of increase in the circuit and chancery courts can be broken down as follows:

Cases Filed	FY 88-89	FY 87-88	% Increase or Decrease
Civil	1155	1167	- 1.0
Criminal	1974	1509	30.8
Chancery	2867	2287	25.4
Probate	547	528	3.6
Total-all courts	6543	5491	19.2

The courts of general jurisdiction in the Nineteenth Circuit disposed of 6079 cases during this fiscal year, an increase of 25.7% from the previous fiscal year.

Cases Terminated	FY 88-89	FY 87-88	% Increase or Decrease
Civil	1131	993	13.9
Criminal	1591	1333	19.4
Chancery	2867	2078	38.0
Probate	490	432	13.4
Total-all courts	6079	4836	25.7

The disposition rate compares the number of terminations to the number of filings. The disposition rate for the circuit courts was 86.99% and the chancery court rate was 98.33%. This is an average of 1815 cases terminated per circuit judge and 2238 cases terminated per chancellor.

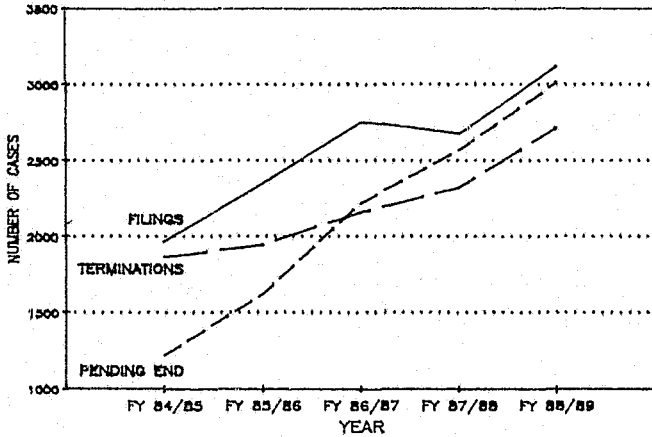
There were 5210 cases pending in the Nineteenth Circuit at fiscal year end, representing an 11.8% increase from the previous reporting period. These cases may be broken down as follows:

Cases Pending	FY 88-89	FY 87-88	% Increase or Decrease
Civil	1364	1340	1.8
Criminal	1653	1231	34.3
Chancery	1218	1171	4.0
Probate	975	918	6.2
Total-all courts	5210	4660	11.8

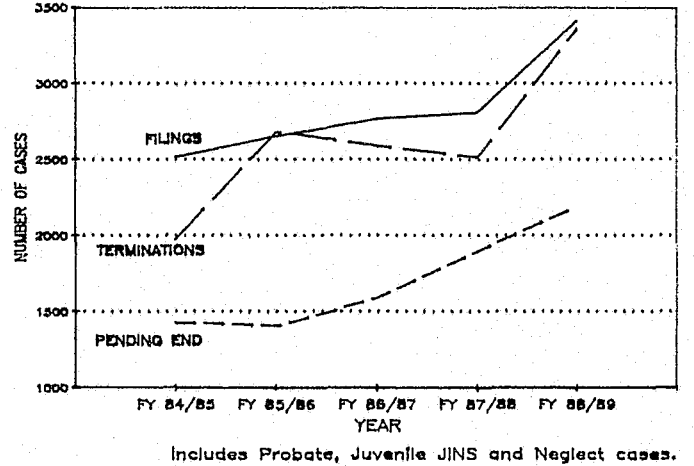
NINETEENTH CIRCUIT COURT CASELOAD ACTIVITY

	Pending Start	Filed	Terminated	Pending End	B/W Outstanding	Less Than 1 Year	1 - 2 Years	Over 2 Years	% Over 2 Years	Pending Change
Benton										
Criminal	919	1270	969	929	291	799	86	44	5	301
Civil	1097	951	916	1132		582	313	237	21	35
Chancery	893	1940	1901	932		701	153	78	8	39
Probate	777	454	426	805		267	167	371	46	28
Juvenile	75	750	774	51		22	27	2	4	-24
Total	3761	5365	4986	3849	291	2371	746	732	19	379
Carroll										
Criminal	312	355	256	347	64	282	49	16	5	99
Civil	243	204	215	232		124	56	52	22	-11
Chancery	278	502	544	236		189	28	19	8	-42
Probate	141	93	64	170		69	38	63	37	29
Juvenile	11	24	14	21		12	8	1	5	10
Total	985	1178	1093	1006	64	676	179	151	15	85
Circuit 19										
Criminal	1231	1625	1225	1276	355	1081	135	60	5	400
Civil	1340	1155	1131	1364		706	369	289	21	24
Chancery	1171	2442	2445	1168		890	181	97	8	-3
Probate	918	547	490	975		336	205	434	45	57
Juvenile	86	774	788	72		34	35	3	4	-14
Total	4746	6543	6079	4855	355	3047	925	883	18	464

**CIRCUIT COURT CASELOAD ACTIVITY
NINETEENTH CIRCUIT
FY 84/85 — FY 88/89**



**CHANCERY COURT CASELOAD ACTIVITY
NINETEENTH CIRCUIT
FY 84/85 — FY 88/89**



TWENTIETH CIRCUIT

Present Organization

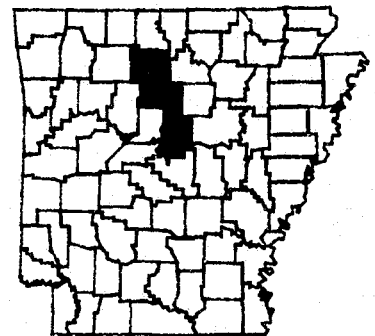
The Twentieth Judicial Circuit is located in the central part of the state and is composed of Faulkner, Searcy and Van Buren Counties. The circuit spans a total of 2,022 square miles and serves a population of 74,969.



Hon. Francis Donovan
Circuit Judge
20th Judicial Circuit



Hon. Andre McNeil
Chancellor
20th Judicial Circuit



Personnel

The Twentieth Circuit is served by one circuit judge and one chancellor. Support personnel in this circuit, other than court reporters, consist of one fulltime case coordinator, one fulltime bailiff (who works for other judges), and one fulltime case coordinator/secretary.

Caseload Summary

In fiscal year 1988-89, 3119 cases were filed in the Twentieth Circuit general jurisdiction courts, representing a decrease of .4% from the previous fiscal year. The percentage of decrease in the circuit and chancery courts can be broken down as follows:

Cases Filed	FY 88-89	FY 87-88	% Increase or Decrease
Civil	695	779	-10.8
Criminal	494	553	-10.7
Chancery	1587	1473	7.7
Probate	343	325	5.5
Total-all courts	3119	3130	-.4

The courts of general jurisdiction in the Twentieth Circuit disposed of 3178 cases during this fiscal year, a decrease of 5.8% from the previous fiscal year.

Cases Terminated	FY 88-89	FY 87-88	% Increase or Decrease
Civil	922	915	.8
Criminal	493	639	-22.8
Chancery	1551	1582	-2.0
Probate	212	236	-10.2
Total-all courts	3178	3372	-5.8

The disposition rate compares the number of terminations to the number of filings. The disposition rate for the circuit courts was 119.01% and the chancery court rate was 91.35%. This is an average of 1415 cases terminated per circuit judge and 1763 cases terminated per chancellor.

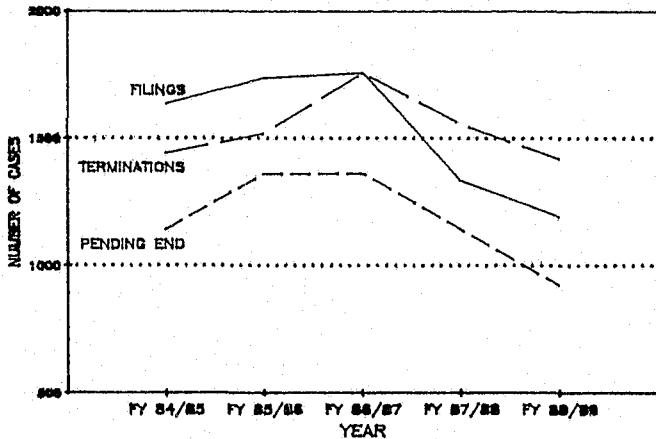
There were 2745 cases pending in the Twentieth Circuit at fiscal year end, representing a .4% decrease from the previous reporting period. These cases may be broken down as follows:

Cases Pending	FY 88-89	FY 87-88	% Increase or Decrease
Civil	560	787	-28.8
Criminal	360	355	1.4
Chancery	970	889	9.1
Probate	855	724	18.1
Total-all courts	2745	2755	-.4

TWENTIETH CIRCUIT COURT CASELOAD ACTIVITY

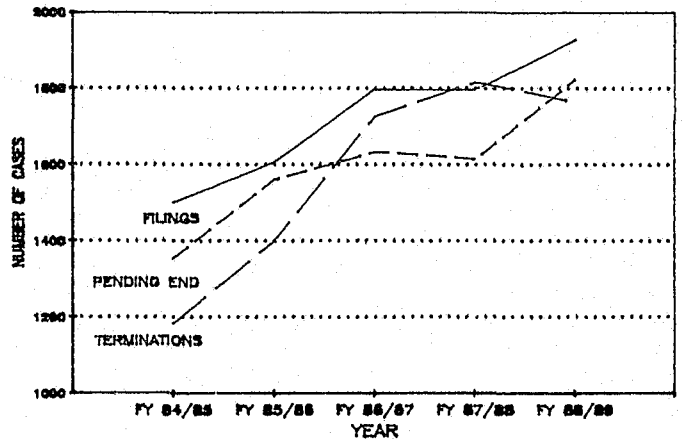
	Pending Start	Filed	Terminated	Pending End	B/W Outstanding	Less Than 1 Year	1 - 2 Years	Over 2 Years	% Over 2 Years	Pending Change
Faulkner										
Criminal	242	403	378	220	47	208	11	1	0	25
Civil	619	516	721	414		298	82	34	8	-205
Chancery	653	1072	1071	654		484	126	44	7	1
Probate	538	249	159	628		171	128	329	52	90
Juvenile	41	104	110	35		24	10	1	3	-6
Total	2093	2344	2439	1951	47	1185	357	409	21	-95
Searcy										
Criminal	45	18	45	5	13	4	0	1	20	-27
Civil	67	55	78	44		34	6	4	9	-23
Chancery	69	118	115	72		56	9	7	10	3
Probate	85	33	20	98		21	11	66	67	13
Juvenile	5	7	6	6		3	3	0	0	1
Total	271	231	264	225	13	118	29	78	35	-33
Van Buren										
Criminal	68	56	57	45	22	41	2	2	4	-1
Civil	101	124	123	102		78	16	8	8	1
Chancery	167	293	256	204		150	33	21	10	37
Probate	101	61	33	129		42	14	73	57	28
Juvenile	3	10	6	7		6	1	0	0	4
Total	440	544	475	487	22	317	66	104	21	69
Circuit 20										
Criminal	355	477	480	270	82	253	13	4	1	-3
Civil	787	695	922	560		410	104	46	8	-227
Chancery	889	1483	1442	930		690	168	72	8	41
Probate	724	343	212	855		234	153	468	55	131
Juvenile	49	121	122	48		33	14	1	2	-1
Total	2804	3119	3178	2663	82	1620	452	591	22	-59

**CIRCUIT COURT CASELOAD ACTIVITY
TWENTIETH CIRCUIT
FY 84/85 — FY 88/89**



Includes Juvenile Delinquency cases.

**CHANCERY COURT CASELOAD ACTIVITY
TWENTIETH CIRCUIT
FY 84/85 — FY 88/89**



Includes Probate, Juvenile JINS and Neglect cases.

COURTS OF LIMITED JURISDICTION

Perhaps the most important and yet most neglected segment of our state court system is that comprising our courts of limited jurisdiction. It is before these courts that the vast majority of the public receives its first and sometimes only impression of the Arkansas Judicial System. The establishment of limited jurisdiction courts is authorized by both the Arkansas Constitution and action of the General Assembly. At present, these courts include municipal courts, county courts, courts of common pleas, city courts, police courts, and justice of the peace courts.

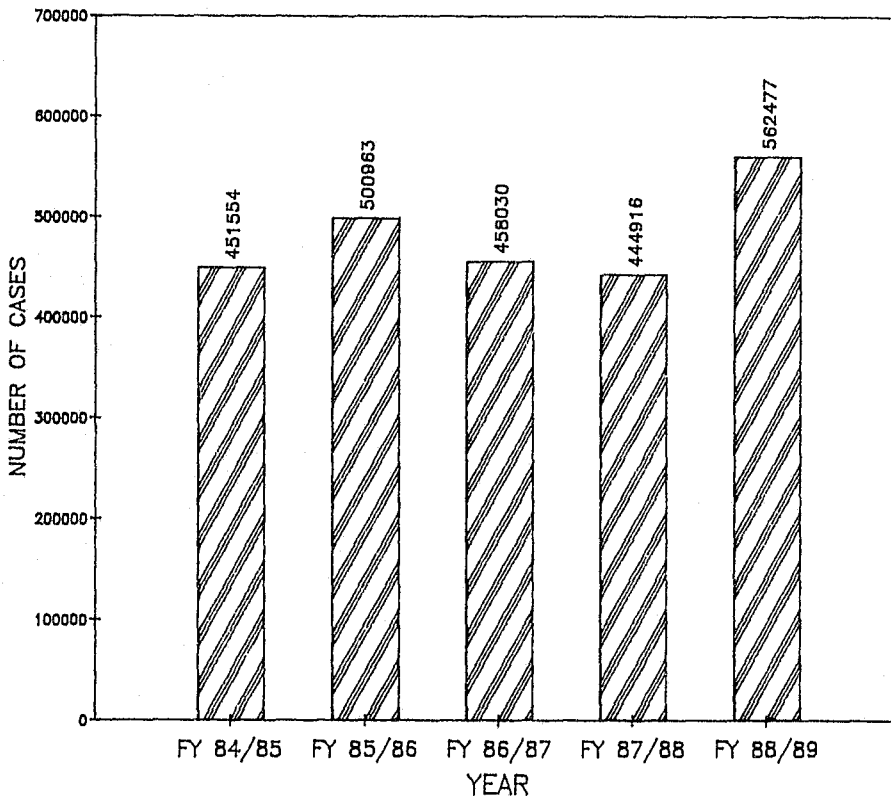
MUNICIPAL COURTS

Municipal courts in the State of Arkansas constitute the principle courts of limited jurisdiction and have county-wide jurisdiction. The courts are served in most cases by part-time judges who handle the vast majority of all cases filed in limited jurisdiction courts. At present, there are 121 municipal courts in the state headed by 108 judges and assisted by 125 clerks. During fiscal year 1988-89, the courts reported 562,477 cases filed, an increase of some 26.4%.

COUNTY CLERKS

The county judge presides over the county court and is also the chief executive officer of the county. Jurisdiction of county courts include matters relating to county taxes, bastardy cases, paupers, apprenticeship of minors, and in the absence of the chancellor, the power to issue writs of injunction or restraining orders after an action has commenced. In the absence of the circuit judge, the county judge has the power to issue orders for injunction. As of March, 1989, all bastardy cases will be transferred to chancery courts and as of July 1, 1989, juvenile cases will be transferred.

**MUNICIPAL COURT FILINGS
FY 84/85 — FY 88/89**



COURTS OF COMMON PLEAS

The Arkansas General Assembly has authorized thirteen counties in the state to establish courts of common pleas. These courts are presided over by the county judge and are limited to civil actions in which the disputed amount does not exceed \$1,000. The courts are mostly of historical importance with very few cases reported from year to year.

CITY COURTS

There are currently 93 city courts established in the state which are the main courts of limited jurisdiction in those communities which do not have a municipal court. They may be established in cities with a population of less than 2,400. The courts exercise city-wide jurisdiction and are presided over by the

mayor of the city acting as judge. City courts are served by 76 judges and assisted by 97 clerks.

judge, rather than as an executive officer. Presently, there are 5 police courts active in the state.

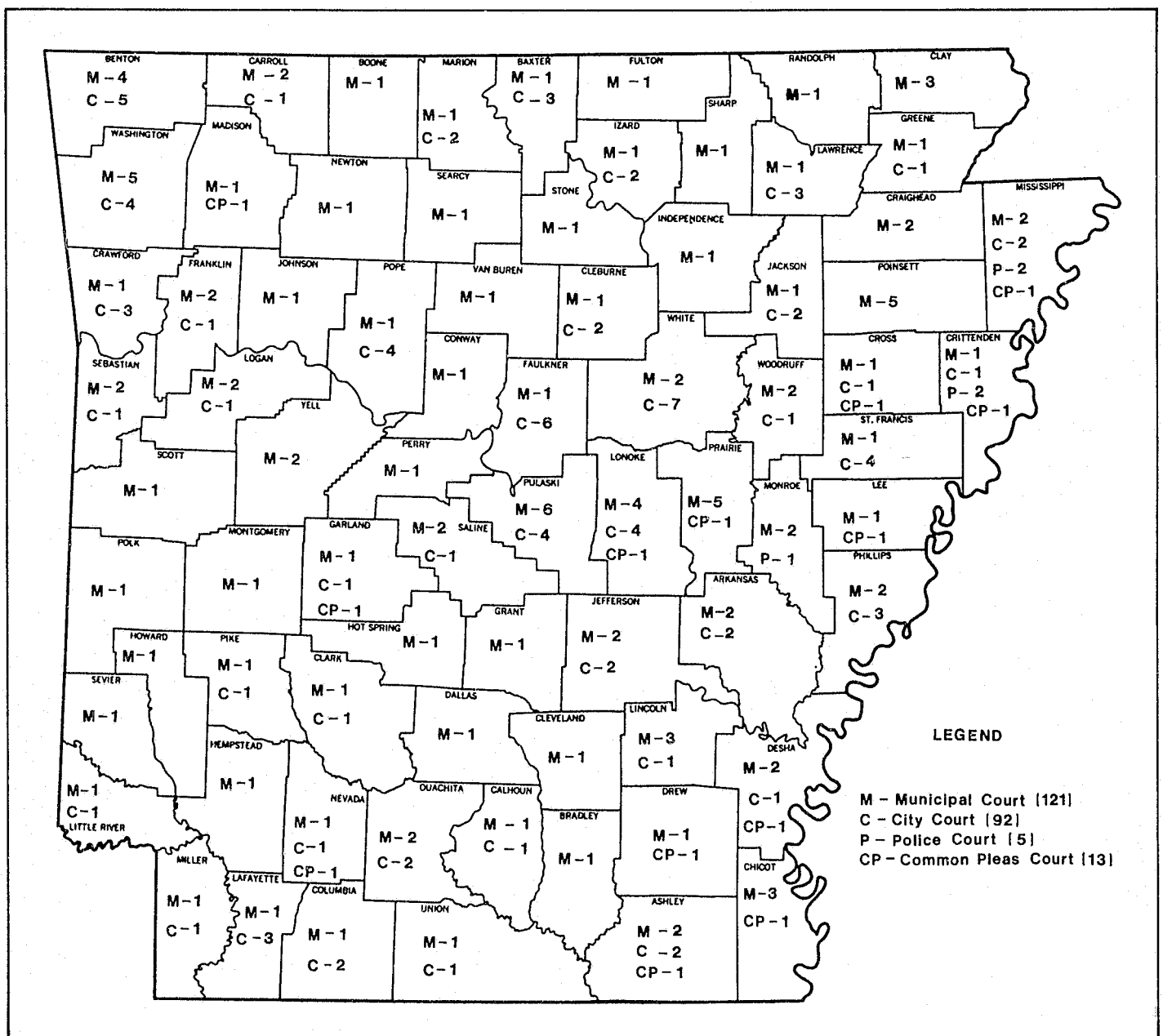
Constitutional Amendment 55, justices of the peace function primarily as the legislative officers of the county. The Arkansas Constitution still provides for limited judicial powers in justices of the peace. For the past several years, however, there have been no cases handled by justices of the peace in the State of Arkansas.

POLICE COURTS

Jurisdiction of police courts is similar to that of the city court, but the police court judge is elected as a

JUSTICE OF THE PEACE COURTS

With the reorganization of county government pursuant to Arkansas



ADMINISTRATION OF THE ARKANSAS COURT SYSTEM

The administration of the Arkansas Court System is accomplished by a combination of state, county and local officials. A partial unification of the court system occurred in 1965, when the General Assembly adopted Act 496 in which the Chief Justice was designated as the administrative director of the judicial branch of government. The act further provided that "the Arkansas Supreme Court shall have general superintending control over the administration of justice in all courts in the State of Arkansas. The Chief Justice of the Supreme Court shall be directly responsible for the efficient operation of the judicial branch and of its constituent courts and for the expeditious dispatch of litigation therein and the proper conduct of the business of the courts." In aid of this responsibility, the Chief Justice may appoint a Director of the Administrative Office of the Courts, such appointment to be approved by the Arkansas Judicial Council and the remaining members of the Supreme Court.

THE ADMINISTRATIVE OFFICE OF THE COURTS

The Administrative Office of the Courts (formerly the Arkansas Judicial Department) is the administrative office for the non-judicial business of the state courts. The office is responsible for collecting and managing statistical data from all levels of the court, providing assistance to all courts for computer and telecommunication needs, con-

ducting judicial education programs for judges and other court personnel, acting as a legislative liaison for the judiciary, monitoring the fiscal affairs of the state courts, operating the Supreme Court Library, and other general administrative duties. The office provides special services for deaf interpretation and translation, general legal research, juvenile court services, and funds special magistrate programs for mental health and foster care cases.

ARKANSAS JUDICIAL COUNCIL, INC.

The Arkansas Judicial Council consists of all justices of the Supreme Court, judges of the Court of Appeals, judges of the circuit and chancery courts, and retired judges. While the Council has no special statutory authority, it acts as the general body representing the state's judiciary. The Council was organized "to foster and preserve



Data Auditors from the Administrative office of the Courts audit trial court caseload on an annual basis. From left: Sue Blenden, Eileen Parins and Beth Jose (seated).

the integrity, dignity, and independence of the judiciary; to promote uniformity and dispatch in judicial administration; to develop, implement and maintain a program of judicial education for assisting members newly elected or appointed to the bench; to provide continuing judicial education for members accommodating the diverse needs of chancellors, circuit judges, and appellate justices; and to select members to the Judicial Retirement Board." Formal business of the Council is conducted in its spring and fall meeting each year. The director of the Administrative Office of the Courts also serves as the secretary/treasurer of the Judicial Council.

APPELLATE COURT SUPPORT STAFF

Each justice of the Supreme Court and judge of the Court of Appeals is provided two law clerks and a secretary to assist in the day to day operation of his or her office. Law clerks assist the judges in all phases of appellate work. They prepare memoranda on the cases submitted to the Court in which they research and evaluate the issues raised by the parties. After cases have been discussed by the justices in conference, the clerks may assist in opinion drafting and conduct additional research. In addition to their law clerks, judges of the Court of Appeals also employ general staff attorneys. The staff attorneys assist the entire court by classifying and calendaring cases and may also aid in an analysis of cases and arrange for the Court to expeditiously deal with cases previously resolved. Staff attorneys also review case files to insure the pleadings are in



The Judicial Council holds educational conferences twice annually. Speaking at a recent conference are: Paul Vasser, American Bar Association representative from Oklahoma; Mike Gaines, Executive Director of the Supreme Court Committee on Professional Conduct; and Alex Golden, American Bar Association representative from Colorado.

order and insure that procedural rules have been met.

OFFICE OF THE CLERK OF THE SUPREME COURT

The Office of the Supreme Court Clerk assists in the filing and processing of cases for both the Supreme Court and Court of Appeals. All appeals are filed in the office and docketed for either the Supreme Court or Court of Appeals. The Clerk then monitors progress of all appeals, maintains calendars, schedules oral arguments, reviews briefs for compliance with the appellate court rules, records court decisions, and controls their release and distribution. In addition, the Clerk is responsible for collecting and recording attorneys' fees for licensing.

SUPREME COURT LIBRARIAN

The Supreme Court Library is located within the Justice Building. Although the library is open to all members of the public, it is used mainly by members of the Supreme Court and Court of Appeals and members of their staff. The library contains all case materials and statutes from Arkansas and other states and maintains an extensive collection of treatise materials, legal periodicals, legal encyclopedias, and other law related materials.

TRIAL COURT ADMINISTRATION

There is no uniform administration of Arkansas trial courts. General assistance is provided to these courts by the Administrative Office

of the Courts. Any local administration of the trial court is dependent upon assistance and funding from county and local government. For this reason, some trial judges are blessed with a fairly large and experienced staff, while others are left even to do their own typing. All trial judges are provided a court reporter whose salary is paid by the State of Arkansas. County funds are used to pay the salaries of local

court administrators, case coordinators, secretaries, bailiffs, and probation officers.

CIRCUIT AND COUNTY CLERKS

Arkansas trial courts are also served by two categories of clerks, circuit clerks and county clerks.

These clerks are elected by the voters of each county for a term of two years. The circuit clerks are also designated as the clerks of the chancery courts. All clerks perform the duties incidental to their office such as filing and maintaining all legal documents, preparing and maintaining docket books, issuing notices and writs, and filing statistical data reports with the Administrative Office of the Courts.

STATISTICAL SECTION

STATISTICAL SECTION TABLE OF CONTENTS

TABLE #	TABLE NAME	PAGE
1	Supreme Court Appeal Activity	73
2	Supreme Court Petition Activity	73
3	Supreme Court Written Opinions	74
4	Supreme Court Disposition Summary	74
5	Court of Appeals Activity	75
6	Court of Appeals Petition Activity	75
7	Court of Appeals Written Opinions	76
8	Court of Appeals Disposition Summary	76
9	Total Cases Filed—Circuit Court and Chancery & Probate Courts	77
10	Statewide Average Filings Per Judge	77
11	Ranking of Circuit Court by Filings Per Judge	78
12	Ranking of Chancery & Probate Court by Filings Per Judge	78
13	Circuit Court and Chancery Court Disposition Ration	79
14	Circuit Court and Chancery Court Pending Cases Over 2 Years Old	79
15	Municipal and City Court Statewide Statistics	80

COMPILERS'S NOTE: In an attempt to provide a more concise statewide picture of the judicial system, we have not included several of the charts and statistics that appeared in previous annual reports. These statistics are still available and, if there is one of special interest, it can be obtained by writing or calling:

Administrative Office of the Courts
Justice Building
625 Marshall Street
Little Rock, AR 72201
Phone Number: (501) 376-6655

TABLE 1 SUPREME COURT APPEAL ACTIVITY

APPEALS	APPEALS				TYPE OF TERMINATION			
	Pending Start	Filed	Terminated	Pending End	By Opinion	By Dismissal	By Transfer	By Other
CRIMINAL	66	178	160	84	148	5	7	0
Felony	35	95	90	40	83	2	5	0
Capital	11*	13	12	12	12	0	0	0
Post-Conviction	20	52	47	25	43	3	1	0
Misdemeanor	0	18	11	7	10	0	1	0
CIVIL	83	265	256	92	213	14	28	1
Law	52	177	166	63	147	12	7	0
Equity	30	75	80	25	57	2	20	1
Probate	1	13	10	4	9	0	1	0
Total	149	443	416	176	361	19	35	1

* R. Gene Simmons-Erroneously counted as an appeal pending in last audit.

TABLE 2 SUPREME COURT PETITION ACTIVITY

PETITIONS	Pending Start	Filed	Terminated		Pending End
			Granted	Denied	
CRIMINAL	29	188	51	152	14
Post-Conviction	7	84	8	75	8
Certiorari	4	11	8	7	0
Rehearing	3	12	1	14	0
Review	3	12	0	14	1
Rule on Clerk	5	44	25	20	4
Other	7	25	9	22	1
CIVIL	18	187	39	140	26
Certiorari	0	7	5	2	0
Rehearing	6	57	6	50	7
Review	2	44	5	30	11
Rule on Clerk	3	32	9	23	3
Other	7	47	14	35	5
Total	47	375	90	292	40

TABLE 3 SUPREME COURT WRITTEN OPINIONS

WRITTEN OPINIONS

	<u>Majority</u>	<u>Concurring</u>	<u>Dissenting</u>	<u>Dissenting/ Concurring In Part</u>	<u>Total</u>
Holt	50*	2	4	1	57
Hickman	45	14	4	0	63
Purtle	43	10	65	2	120
Dudley	53	2	3	0	58
Hays	47	2	27	1	77
Newbern	50	7	8	0	65
Glaze	50*	16	14	4	84
Special Justice	11	2	4	0	17
Subtotal	349	55	129	8	541
Per Curiam	162	0	0	0	162
Total	511	55	129	8	703

* Includes 2 Supplemental Opinions

36 Per Curiam orders pertaining to court rules, appointment to committees and surrender of law license were not included in the opinion count. Three dissenting opinions in this category by Justice Hickman were not counted.

TABLE 4 SUPREME COURT APPEAL DISPOSITION SUMMARY

	CRIMINAL					CIVIL				Total
	<u>Post Conviction</u>	<u>Other Felony</u>	<u>Capital Felony</u>	<u>Misdemeanor</u>	<u>SubTotal</u>	<u>Law</u>	<u>Equity</u>	<u>Probate</u>	<u>SubTotal</u>	
Affirmed	31	64	10	6	111	76	32	3	111	222
Reversed	1	0	0	0	1	5	1	0	6	7
Reversed and Remanded	2	10	2	2	16	33	9	4	46	62
Dismissed w/o Opinion	3	2	0	0	5	22	8	0	30	35
Affirmed/Part - Reversed/Part	0	1	0	0	1	3	3	0	6	7
Reversed and Dismissed	1	1	0	2	4	4	0	2	6	10
Dismissed with Opinion	7	3	0	0	10	12	2	0	14	24
Affirmed as Modified	0	1	0	0	1	0	1	0	1	2
Transferred to Court Appeals	1	5	0	1	7	7	20	1	28	35
Other*	1	3	0	0	4	4	4	0	8	12
Subtotal	47	90	12	11	160	166	80	10	256	416
Per Curiam Opinions	12	7	0	0	19	0	0	0	0	19
Total	59	97	12	11	179	166	80	10	256	435
**Oral Arguments	5	10	2	0	17	38	15	1	54	71

* Included in this category are those opinions that were Dismissed in part and reversed and remanded in part; Affirmed and modified in part; Reversed and remanded in part; Affirmed and remanded; Affirmed in part/Reversed in part and remanded; Remanded; and Affirmed without opinion.

TABLE 5 COURT OF APPEALS APPEAL ACTIVITY

APPEALS	APPEALS				TYPE OF TERMINATION			
	Pending Start	Filed	Terminated	Pending End	By Opinion	By Dismissal	By Transfer	By Other
CRIMINAL	181	312	328	165	276	24	28	0
Felony	147	257	262	142	227	19	16	0
Misdemeanor	34	55	66	23	49	5	12	0
CIVIL	186	528	483	231	345	54	76	8
Law	87	306	266	127	185	26	49	6
Equity	88	204	196	96	143	27	24	2
Probate	11	18	21	8	17	1	3	0
SUBTOTAL	367	840	811	396	621	78	104	8
ESD**	155	239	167	227	8	9	0	150*
TOTAL	522	1079	978	623	629	87	104	158

* Affirmed Without Opinion

** ESD- Appeals from Employment Security Division

Note: The pending start figures have been adjusted from the pending end figures published in the Annual Report FY 87/88 to accurately show the number of pending cases. This was accomplished by physically counting the number of pending cases.

TABLE 6 COURT OF APPEALS PETITION ACTIVITY

	Pending Start	Filed	Terminated		Pending End
			Granted	Denied	
CRIMINAL	4	27	2	28	1
Certiorari	0	2	1	1	0
Rehearing	4	25	1	27	1
CIVIL	3	56	2	54	3
Certiorari	0	1	0	1	0
Rehearing	2	48	0	47	3
Rule on Clerk	0	6	2	4	0
Other	1	1	0	2	0
TOTAL	7	83	4	82	4

TABLE 7 COURT OF APPEALS WRITTEN OPINIONS

WRITTEN OPINIONS

	<u>Majority</u>	<u>Concurring</u>	<u>Dissenting</u>	<u>Dissenting/ Concurring In Part</u>	<u>Total</u>
Corbin	108*	0	3	0	111
Cracraft	100*	0	3	0	103
Cooper	113*	2	7	0	122
Jennings	113	2	4	2	121
Mayfield	94	5	8	0	107
Coulson	46	1	0	0	47
Rogers	58	3	3	0	64
Per Curiam	6	0	0	0	6
SubTotal	638	13	28	2	681
Per Curiam (On Motions)	34	0	0	0	34
Total Opinions	672	13	28	2	715

* Includes 1 Supplemental Opinion

TABLE 8 COURT OF APPEALS APPEAL DISPOSITION SUMMARY

<u>Disposition</u>	<u>CRIMINAL</u>			<u>CIVIL</u>				<u>ESD*</u>	<u>Total</u>
	<u>Other Felony</u>	<u>Misdemeanor</u>	<u>SubTotal</u>	<u>Law</u>	<u>Equity</u>	<u>Probate</u>	<u>SubTotal</u>		
Affirmed	202	44	246	134	102	16	252	8	506
Reversed	1	0	1	4	3	0	7	0	8
Reversed & Remanded	11	5	16	26	12	1	39	0	55
Dismissed without Opinion	19	5	24	26	27	1	54	9	87
Affirmed/Part-Reversed/Part	0	0	0	3	2	0	5	0	5
Reversed & Dismissed	4	0	4	0	1	0	1	0	5
Dismissed with Opinion	1	0	1	6	7	0	13	0	14
Affirmed as Modified	3	0	3	0	4	0	4	0	7
Transferred to Supreme Court under Rule 29	16	12	28	49	24	3	76	0	104
Affirmed without Opinion	0	0	0	0	0	0	0	150	150
Other**	5	0	5	13	13	0	26	0	31
Per Curiam	0	0	0	5	1	0	6	0	6
Total	262	66	328	266	196	21	483	167	978
Oral Arguments	16	1	17	24	27	2	53	0	70

* ESD- Employment Security Division.

** Included in this category are those opinions that were consolidated with another case, not a written opinion; Affirmed in part, Reversed in part and Remanded; Remanded; Affirmed and Remanded; Dismissed in part, Remanded in part; Affirmed in part, Dismissed in part; Affirmed in part, Reversed and Remanded in part, Dismissed in part; Reversed and Remanded on Direct, Affirmed on Cross; Affirmed on Direct, Reversed and Remanded on Cross; Affirmed on Direct and Cross; Affirmed on Direct, Reversed on Cross; and Affirmed in part, Reversed and Remanded in part on Direct, Affirmed on Cross.

TABLE 9 TOTAL CASES FILED - CIRCUIT COURT AND CHANCERY & PROBATE COURT

Year	Circuit Court	Chancery & Probate Court	Statewide Total
1979	42,549	43,879	86,428
1980	46,518	46,421	92,939
1981	48,280	49,165	97,445
1982	54,034	49,629	103,663
FY 83-84	59,280	49,416	108,696
FY 84-85	67,113	51,653	118,766
FY 85-86	67,736	52,963	120,699
FY 86-87	70,853	53,426	124,279
FY 87-88	60,261	54,891	115,152
FY 88-89	68,353	60,250	128,603

TABLE 10 STATEWIDE AVERAGE FILINGS PER JUDGE

Year	Circuit Court	Chancery & Probate Court	Statewide Total
1979	1,289	1,328	1,371
1980	1,410	1,407	1,409
1981	1,420	1,490	1,454
1982	1,589	1,504	1,547
FY 83-84	1,718	1,520	1,622
FY 84-85	1,918	1,565	1,747
FY 85-86	1,882	1,558	1,724
FY 86-87	1,968	1,571	1,775
FY 87-88	1,651	1,591	1,622
FY 88-89	1,775	1,607	1,692

TABLE 11 RANKING OF CIRCUIT COURT BY FILINGS PER JUDGE

<u>Rank</u>	<u>Circuit</u>	<u># of Judges</u>	<u># of Counties</u>	<u>Filings per Judge</u>
1	12	2.5*	2	2,420
2	16	1	5	2,379
3	4	2	2	2,240
4	13	2	6	2,220
5	2	3	6	2,163
6	19	1.5*	2	2,086
7	14	1	4	1,950
8	8	1.5*	4	1,848
9	5	1	3	1,751
10	6	7	2	1,697
11	15	1	4	1,661
12	17E	1	2	1,651
13	1	2	6	1,592
14	7	1.5*	3	1,541
15	11W	2.5*	2	1,528
16	18E	1.5*	1	1,290
17	10	2	5	1,270
18	20	1	3	1,189
19	3	1	4	1,188
20	11E	0.5*	1	894
21	17W	0.5*	1	887
22	9W	0.5*	3	744
23	9E	0.5*	2	582
24	18W	0.5*	2	449

Statewide average caseload per judge: 1,775

* Indicates judge is Circuit Judge and Chancellor

TABLE 12 RANKING OF CHANCERY AND PROBATE COURT BY FILINGS PER JUDGE

<u>Rank</u>	<u>Circuit</u>	<u># of Judges</u>	<u># of Counties</u>	<u>Filings per Judge</u>
1	19	1.5*	2	2,276
2	15	1	4	2,022
3	2	3	6	2,007
4	20	1	3	1,930
5	6	6	2	1,855
6	14	1	4	1,827
7	17E	1	2	1,764
8	16	1	5	1,719
9	12	2.5*	2	1,666
10	7	1.5*	3	1,610
11	5	1	3	1,553
12	18E	1.5*	1	1,513
13	4	2	2	1,505
14	13	2	6	1,455
15	3	1	4	1,382
16	8	1.5*	4	1,279
17	1	2	6	1,242
18	11W	2.5*	2	1,184
19	10	2	5	922
20	17W	0.5*	1	857
21	9W	0.5*	3	833
22	18W	0.5*	2	706
23	11E	0.5*	1	573
24	9E	0.5*	2	542

Statewide average caseload per judge: 1,607

* Indicates judge is Circuit Judge and Chancellor

TABLE 13 CIRCUIT COURT AND CHANCERY COURT DISPOSITION RATE

Circuit	CIRCUIT COURT			CHANCERY COURT		
	Filings	Term	Disposition Rate	Filings	Term	Disposition Rate
1	3,184	3,440	108.04	1,873	1,785	95.30
2	6,490	5,677	87.47	4,874	4,625	94.89
3	1,188	1,426	120.03	1,038	1,100	105.97
4	4,480	3,980	88.84	2,560	2,556	99.84
5	1,751	1,854	105.88	1,200	1,300	108.33
6	11,878	12,048	101.43	8,580	8,603	100.27
7	2,312	2,827	122.28	2,000	1,646	82.30
8	2,772	2,618	94.44	1,472	1,394	94.70
9E	582	577	99.14	423	457	108.04
9W	744	657	88.31	648	600	92.59
10	2,539	2,328	91.69	1,398	1,533	109.66
11E	894	963	107.72	451	455	108.89
11W	3,821	3,948	103.32	2,441	2,399	98.28
12	6,049	6,079	100.50	3,475	3,231	92.98
13	4,439	4,448	100.20	2,263	2,156	95.27
14	1,950	1,849	94.82	1,409	1,371	97.30
15	1,661	1,708	102.83	1,699	1,660	97.70
16	2,379	2,085	87.64	1,359	1,327	97.64
17E	1,651	1,560	94.49	1,504	1,440	95.74
17W	887	903	101.80	708	635	89.69
18E	1,935	2,049	105.89	1,767	1,687	95.47
18W	449	507	112.92	543	497	91.53
19	3,129	2,722	86.99	2,867	2,867	100.00
20	1,189	1,415	119.01	1,587	1,551	97.73
Statewide Totals	68,353	67,668	99.00	48,139	46,875	97.37

TABLE 14 CIRCUIT COURT AND CHANCERY COURT PENDING CASES OVER TWO YEARS OLD

Circuit	Circuit Court		Chancery Court	
	Cases Pending	% Over 2 Years	Cases Pending	% Over 2 Years
1	315	14	419	24
2	447	11	716	25
3	182	20	33	6
4	553	21	8	1
5	31	4	259	27
6	799	16	71	2
7	1,146	38	173	13
8	356	18	144	15
9-E	53	18	11	5
9-W	50	11	30	10
10	360	18	225	27
11-E	48	12	9	4
11-W	234	13	26	3
12	157	6	55	3
13	388	14	64	5
14	57	6	55	8
15	76	8	15	3
16	29	2	158	17
17-E	18	3	4	1
17-W	22	6	9	3
18-E	56	7	43	5
18-W	34	14	108	33
19	349	13	97	8
20	50	6	72	8
Statewide Totals	5,810	15	2,804	12

TABLE 15 MUNICIPAL AND CITY COURT STATEWIDE STATISTICS

	<u>Filed</u>	<u>Convicted*</u>	<u>Dismissed*</u>	<u>Appealed*</u>	<u>Fines/Costs Assessed</u>	<u>Fines/Cost Collected</u>
MUNICIPAL						
Criminal	158,274	95,933	19,076	765	\$ 9,934,377	\$ 5,337,131
DWI	17,341	11,630	847	901	7,172,586	2,981,584
Other Traffic	333,212	180,077	19,038	504	15,894,497	14,544,092
SUB-TOTAL	508,827	287,640	38,961	2,170	33,001,460	22,862,807
Civil	53,650	24,210			1,145,530	1,143,618
TOTAL	562,477	311,850			\$34,146,990	\$24,006,425
Felonies	5,028	8,110 Bound Over				
CITY						
Criminal	4,856	2,249	581	78	\$ 339,783	\$ 246,420
DWI	1,149	571	71	80	538,267	275,596
Other Traffic	15,150	6,921	929	71	972,951	848,375
SUB-TOTAL	21,155	9,741	1,581	229	1,851,001	1,370,391
Civil	75	88			988	1,163
TOTAL	21,230	9,829			\$ 1,851,989	\$ 1,371,554
STATEWIDE						
TOTALS	583,707	321,679	40,542	2,399	\$35,998,979	\$25,377,979

*Due to the variety of dispositions in limited jurisdiction courts, it is difficult to ascertain precise disposition figures.

Note: The following five municipal courts did not report for the 1988-89 fiscal year: Hamburg, Heber Springs, Osceola, Pine Bluff, and West Fork.

A total of 23 municipalities reported for a partial year.

ARKANSAS COURT STRUCTURE

