


U.S. Department of Justice
Office of Justice Programs
Bureau of Justice Statistics

121022



Drugs and Crime Facts, 1989

Drug use and criminal offenders	4
Trends in offender drug use	7
Drug law enforcement	8
Sentencing	
Factors	9
Imprisonment by drug offenders	12
Correctional populations	13
Out of drugs	15
General population	17
	21
Information call	
1-800-368-5848	

121022

Drugs & Crime Data

Data Center &
Clearinghouse for
Drugs & Crime



Illicit drugs— Cultivation to consequences

The worldwide drug business

Cultivation & production
Foreign
Domestic

Distribution
Export
Transshipment
Import into U.S.

Finance
Money laundering
Profits

The fight against drugs

Enforcement
Border interdiction
Investigation
Seizure & forfeiture
Prosecution

Consumption reduction
Prevention
Education
Treatment

Consequences of drug use

Abuse
Addiction
Overdose
Death

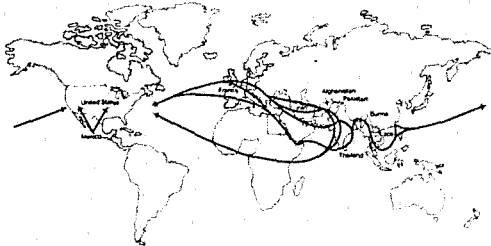
Crime
While on drugs
For drug money
Trafficking

Impact on justice system

Social disruption

The Data Center & Clearinghouse for Drugs & Crime is funded by the Bureau of Justice Assistance and directed by the Bureau of Justice Statistics of the U.S. Department of Justice.

Major heroin smuggling routes into the United States



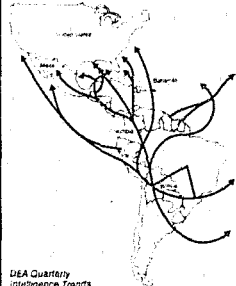
DEA Quarterly Intelligence Trends

One free phone call can give you access to a growing data base on drugs & crime

The new Data Center & Clearinghouse for Drugs & Crime is managed by the Bureau of Justice Statistics. To serve you, the center will —

- Respond to your requests for drugs and crime data.
- Let you know about new drugs and crime data reports.
- Send you reports on drugs and crime.
- Conduct special bibliographic searches for you on specific drugs and crime topics.
- Refer you to data on epidemiology, prevention, and treatment of substance abuse at the National Clearinghouse for Alcohol and Drug Abuse, and Mental Health Administration.
- Publish special reports on subjects such as *assets forfeiture and seizure*, economic costs of drug-related crime, drugs and violence, drug laws of the 50 States, drug abuse and corrections, and innovative law enforcement reactions to drugs and crime.
- Prepare a comprehensive, concise report that will bring together a rich array of data to trace and quantify the full flow of illicit drugs from cultivation to consequences.

Major cocaine smuggling routes into the United States



DEA Quarterly Intelligence Trends

Call now and speak to a specialist in drugs & crime statistics:

1-800-666-3332

Or write to the Data Center & Clearinghouse for Drugs & Crime
1600 Research Boulevard
Rockville, MD 20850

U.S. Department of Justice
Office of Justice Programs
Bureau of Justice Statistics

Joseph M. Bessette
Acting Director

Single copies of any report cited here or any other BJS publication can be ordered from the Drugs & Crime Data Center & Clearinghouse at 1600 Research Blvd., Rockville, MD 20850, toll-free 1-800-666-3332. Please order using NCJ numbers listed in the source notes, page 19. Postage and handling are charged for bulk orders.

Public-use tapes for BJS data sets and other criminal justice data are available from the National Archive of Criminal Justice Data, P.O. Box 1248, Ann Arbor, MI 48106 (313-763-5010).

The Assistant Attorney General, Office of Justice Programs, coordinates the activities of the following program offices and bureaus: Bureau of Justice Statistics, National Institute of Justice, Bureau of Justice Assistance, Office of Juvenile Justice and Delinquency Prevention, and Office for Victims of Crime.

NCJ-121022
January 1990

U.S. Department of Justice
National Institute of Justice

121022

This document has been reproduced exactly as received from the person or organization originating it. Points of view or opinions stated in this document are those of the authors and do not necessarily represent the official position or policies of the National Institute of Justice.

Permission to reproduce this copyrighted material has been

granted by
Public Domain/OJP/BJS

U.S. Department of Justice

to the National Criminal Justice Reference Service (NCJRS).

Further reproduction outside of the NCJRS system requires permission of the copyright owner.



Drugs and Crime Facts, 1989

Drug use and criminal offenders	4
Trends in offender drug use	7
Drug law enforcement	8
Prosecution and sentencing of drug law violators	9
Time served in prison by drug offenders	12
Drug offenders in correctional populations	13
Public opinion about drugs	15
Drug use in the general population	17
Source notes	19
BJS mailing lists	21

For more information call or write:

Drugs & Crime Data Center & Clearinghouse
1600 Research Boulevard
Rockville, MD 20850
1-800-666-3332

NCJRS

FEB 27 1990

ACQUISITIONS

BJS reports on . . .

Drugs

Many BJS programs produce data on drug law enforcement, drug offenders, and drugs and crime. For example —

- the National Crime Survey (NCS) asks victims of personal crimes if they believed the offenders had been using drugs
- court processing studies compare sentences given to drug offenders with those given to other offenders
- reports on State prisoners, jail inmates, and incarcerated youth include data on their histories of drug use and drug offenses
- the annual BJS *Compendium of Federal justice statistics* contains detailed data on drug law violators in the Federal justice system
- the annual BJS *Sourcebook of criminal justice statistics* presents data on drug use in the general population and on public opinion toward drugs and enforcement of drug laws.

During fiscal 1989 BJS published five Special Reports and two Bulletins with information on drug use and crime and drug law enforcement:

- *The redesigned National Crime Survey: Selected new data* (BJS Special Report, January 1989) presented for the first time data on victims' perceptions about the offenders' drug use.
- *Felony sentences in State courts, 1986* (BJS Bulletin, February 1989) presented the first national data on State court handling of drug traffickers and other felony offenders.

- Two reports from the new BJS survey of Law Enforcement Management and Administrative Statistics (LEMAS) — *Profile of State and local law enforcement agencies, 1987* (BJS Bulletin, March 1989) and *Police departments in large cities, 1987* (BJS Special Report, August 1989) — discussed the types of drug-related programs operated by police agencies.

- *Recidivism of prisoners released in 1983* (BJS Special Report, April 1989) described the postincarceration criminal histories of drug law offenders and other felons in 11 States.

- *Federal criminal cases, 1980-87: Federal offenses and offenders* (BJS Special Report, July 1989) compared the prosecution, disposition, and sentencing of drug law violators in Federal courts with other Federal offenders.

- *Criminal cases in five States, 1983-86* (BJS Special Report, September 1989) presented Offender-Based Transaction Statistics (OBTS) data on criminal justice processing of felony offenders, including drug offenders, in five States.

In fiscal 1988, with funding from the Bureau of Justice Assistance, BJS established the Drugs & Crime Data Center & Clearinghouse to provide policymakers, criminal justice practitioners, researchers, and the general public with ready access to understandable information on drug law violations and drug-related law enforcement. The clearinghouse is a central source of data from diverse Federal, State, and local agencies as well as the private sector.

The Drugs & Crime Data Center & Clearinghouse responds to policymakers' urgent need for the most current data on —

- illegal drugs
- drug law violations
- drug-related crime
- drug-using offenders in the criminal justice system
- the impact of drugs on criminal justice administration.

The Data Center & Clearinghouse serves the drugs-and-crime information needs of —

- Federal, State, and local policymakers
- criminal justice and public health practitioners
- researchers and universities
- private corporations
- the media
- the public

with special attention to the needs of State and local government agencies, especially those seeking data to meet the statistical requirements of the Anti-Drug Abuse Grant Program of the Bureau of Justice Assistance (BJA).

The clearinghouse component —

- disseminates BJS and other Department of Justice publications relating to drugs and crime
- distributes data summaries and reading lists on specific drugs-and-crime topics
- maintains a data base of some 1,300 annotated bibliographies of statistical and research reports, books, and journal articles on drugs and crime
- searches the bibliographic data base to fill requests for data on specific topics

- advises requesters on data availability and usefulness and on other data sources that may meet their needs
- provides statistics and bibliographic citations by mail or telephone
- maintains a reading room where visitors can use the clearinghouse collection of close to 2,000 documents on drugs and crime
- coordinates with Federal, State, and local agencies in identifying other data resources and makes referrals.

The data center component —

- prepares a comprehensive national report on drugs and crime compiling drug data from various sources into one easy-to-understand volume to be used as a national resource document
- analyzes existing drug data and prepares special reports
- evaluates existing drug data for statistical quality and usefulness, suggests improvements, and identifies drug data gaps
- prepares special computer tabulations that are not available elsewhere
- prepares annotated bibliographies of new drugs-and-crime reports to be added to the data base the clearinghouse uses to respond to requests.

During fiscal 1989 the Data Center & Clearinghouse —

- published *Drugs and crime facts, 1988* (September 1989), which presents existing BJS data on the subject from diverse BJS reports
- handled about 3,000 requests for information

- expanded the bibliographic data base to about 1,300 documents and library holdings to about 2,000 items
- distributed about 8,000 drugs-and-crime documents, 80% of which were BJS publications
- attended nine national conferences and provided support to six others
- developed a new brochure for distribution
- began work on a comprehensive State directory of drugs-and-crime resources
- provided assistance to BJA grant recipients at regional cluster meetings
- assembled drugs-and-crime documents from 49 States and territories as a result of letters sent requesting State drug strategies as well as other State-specific documents
- provided technical assistance to the Office of National Drug Control Policy
- developed working relationships with and made arrangements for distributing documents among other drug-related clearinghouses, including the National Clearinghouse for Alcohol and Drug Information (treatment and prevention), the National AIDS Information Clearinghouse, and the Drug Information and Strategy Clearinghouse (drugs in public housing)
- mailed personalized letters announcing the clearinghouse to all governors, State attorneys general, State criminal justice planning and statistical agencies, criminal justice editors, and public interest groups
- continued research and writing for the *Report to the Nation on drugs and crime* and several special reports on drugs and crime.

The Data Center & Clearinghouse began operations on October 1, 1987. The toll-free line, 800-666-3332, became operational in January 1988. The data center is located at the Research Triangle Institute (RTI) in Research Triangle Park, N.C. The clearinghouse is located at Aspen Systems Corporation in Rockville, Md.

BJS reports on ...

Drug use and criminal offenders

Victims reported that they believed their assailants were under the influence of drugs or alcohol in about 36% of violent crime incidents. Victims of rape and assault were more likely than robbery victims to report that the offenders had used drugs or alco-

hol. In 43% of violent crimes the victims reported that they did not know if the offender was under the influence of drugs or alcohol. Victims of robbery were more likely than other victims to report that they did not know if the offenders had used drugs or alcohol.

Characteristics of violent offenders under the influence of drugs or alcohol, as reported by victims

Offender characteristics ^a	Percent of violent crime incidents where victim perceived the offender to be:							
	Total	Not under the influence	Under the influence				Not sure which substance	Not known if under the influence
			Total	Alcohol only	Drugs only	Both		
Sex								
Male	100%	19%	38%	23%	6%	6%	2%	43%
Female	100	34	27	17	6	3	1 ^b	39
Both sexes	100	17	47	23	13	11	— ^b	37
Race								
White	100%	23%	42%	28%	5%	7%	2%	35%
Black	100	18	27	12	9	4	2	55
Other	100	18	39	20	8 ^b	6 ^b	4 ^b	43
Age								
20 or younger	100%	29%	23%	14%	5%	3%	1 ^b	48%
21 or older	100	18	45	28	8	8	2	37
Mixed ages	100	11	44	27	4 ^b	12	2 ^b	44
Relationship to victim								
Nonstranger	100%	31%	40%	24%	6%	8%	1%	28%
Stranger	100	13	35	22	7	5	2	52

Note: Percents may not total 100% because of rounding. For incidents with more than one offender, data show incidents in which at least one offender was under the influence. Crimes committed by mixed racial groups are not presented.

— Less than .5%.

^aDescribes single and multiple offenders.

^bEstimate is based on 10 or fewer sample cases; see source.

Data from BJS surveys show the extent of drug and alcohol use by State prisoners, jail inmates, and youth in long-term, State-operated juvenile facilities at the time of the offense for which they were incarcerated and at other times in their lives. These incarcerated adults and youth report high levels of drug use:

- 75% of jail inmates, 79.6% of State prisoners, and 82.7% of youth in long-term public juvenile facilities had used drugs at some point in their lives.
- A third of State prisoners, a quarter of convicted jail inmates, and two-fifths of the incarcerated youth said they had been under the influence of an illegal drug at the time of their offense.

Most State prison inmates (54%) in 1986 reported that they were under the influence of drugs or alcohol or both at the time they

committed the offense for which they were currently sentenced: 17% were under the influence of drugs only, and 18% were under the influence of drugs and alcohol. More than half (52%) of the State prisoners said they had taken illegal drugs during the month before committing the crime, and 43% said they had used drugs on a daily basis in that month.

Three-fourths of all jail inmates in 1983 reported using illegal drugs at some time in their lives:

- 72% used marijuana.
- 38% used cocaine.
- 32% used amphetamines.
- 27% used barbiturates.
- Methaqualone, LSD, and heroin each had been used by more than a fifth of the inmates.

Violent offenders under the influence of drugs or alcohol, as perceived by victims

Type of crime	Percent of violent crime incidents where victim perceived the offender to be:							
	Total	Not under the influence	Under the influence				Not sure which substance	Not known if under the influence
			Total	Alcohol only	Drugs only	Both		
Crimes of violence	100%	20%	36%	22%	6%	6%	2%	43%
Rape	100	15	46	23	13*	5*	5*	39
Robbery	100	12	27	10	10	5	1*	61
Aggravated assault	100	16	42	25	7	7	2	42
Simple assault	100	26	36	25	4	6	2	38

Note: Percents may not total 100% because of rounding. For incidents with more than one offender, data show incidents in which at least one offender was under the influence.

*Estimate is based on 10 or fewer sample cases; see source.

Nearly 83% of youth in long-term, State-operated juvenile facilities in 1987 reported use of an illegal drug in the past, and 63% had used an illegal drug on a regular basis. The most commonly mentioned drugs were marijuana, cocaine, and amphetamines. Almost 40% of the incarcerated youth said they were under the influence of drugs at the time of their offense.

Among State prisoners —

- drug offenders and burglars were the most likely to have been under the influence of drugs at the time of their offense
- 19% had used a major drug (heroin, cocaine, PCP, or LSD) daily in the month before the offense for which they were imprisoned, and 70% of these (13% of all inmates) were convicted of a crime for gain (including robbery, burglary, drug trafficking, and larceny)
- half of those sentenced for robbery, burglary, larceny, or a drug offense were daily drug users, and about 40% were under the influence of an illegal drug when they committed the crime — a higher proportion than for inmates convicted of other crimes
- male inmates were somewhat more likely than female inmates to use drugs — the proportion of inmates who used heroin was somewhat greater among women than men.

The convicted jail inmates most likely to have used drugs just prior to the offense were drug offenders and property offenders.

In 1986, 28% of prison inmates reported past drug dependency. The drugs most often mentioned were heroin (14%), cocaine (10%), and marijuana or hashish (9%).

In 1986, 30% of prison inmates reported that they had participated in a drug treatment program at some time —12% more than once. About half the inmates who had participated in a program had received their most recent treatment while incarcerated.

Sources: The redesigned National Crime Survey: Selected new data. Profile of State prison inmates, 1986. Drug use and crime: State prison inmate survey, 1986. Jail inmates 1983. Survey of youth in custody, 1987.

Trends in offender drug use

Between 1974 and 1986 the proportion of State prisoners —

- under the influence of an illegal drug at the time of the offense for which they were incarcerated grew from 25% to 35%
- under the influence of cocaine at the time of the offense grew from 1% to 10.7%
- under the influence of heroin fell from 16.2% to 7%.

In 1979, 42.7% of the 288,086 State prisoners either had been convicted of a drug crime or were daily users of illegal drugs in the month preceding the offense for which they were imprisoned. In 1986, 46.8% of the 500,725 State prisoners were actively involved with illegal drugs either as users or by conviction for a drug crime.

More than half the State prisoners who had ever used a major drug (heroin, methadone, cocaine, PCP, or LSD) reported that they had not done so until after their first arrest. Nearly three-fifths of those who had used a major drug regularly said such use began after their first arrest — 51% not until more than a year after.

For the typical State prisoner who used drugs —

- first use of any drug occurred at age 15
- first use of a major drug occurred at age 17
- first regular use of a major drug began at age 18.

First use and first regular use of major drugs began an average of 2 years earlier among white than among black inmates.

Among drug-using youth in long-term, State-operated juvenile facilities, 19% said they first used drugs before age 10; almost 40% reported their first use was before age 12.

Sources: Drug use and crime: State prison inmate survey, 1986. Prisoners in 1988. Survey of youth in custody, 1987.

Drug law enforcement

Federal, State, and local agencies share responsibility for enforcing the Nation's drug laws. Most drug arrests (estimated at more than 1 million in 1988) are made by State and local authorities, but 21,188 drug suspects were arrested by the Drug Enforcement Administration (DEA) and the FBI during the Federal fiscal year ending September 30, 1986. Federal agents took part in joint Federal/State efforts leading to the arrest of suspects by State or local officials.

Estimated number of adult arrests for drug violations reported by State and local police, 1980-88

Year	Sale/manufacture	Possession
1980	102,714	368,451
1981	93,143	374,913
1982	119,309	465,541
1983	128,948	454,526
1984	137,218	486,501
1985	170,307	548,290
1986	186,414	556,273
1987	219,176	630,345
1988	287,858	762,718
Percent change, 1980-88	180.3%	107.0%

As reported in the 1988 BJS *Sourcebook of criminal justice statistics* —

- the Federal Government seized 4,175 clandestine drug laboratories between 1975 and 1988
- in 1988, 810 labs were seized; 667 of them were used to manufacture methamphetamines
- in 1988 DEA's program for eradicating domestic marijuana resulted in the destruction of 107 million plants in 38,531 plots, 6,062 arrests, and 2,034 weapons seized
- in 1988 DEA confiscated 125,000 pounds of cocaine, almost 2,000 pounds of heroin,

73 pounds of opium, and 1.2 million pounds of marijuana

- in 1987 the U.S. Customs Service seized 1.7 million pounds of marijuana, 87,900 pounds of cocaine, and close to 4 million dosage units of drugs such as LSD and barbiturates
- in 1988 the U.S. Coast Guard confiscated 356,000 pounds of marijuana and more than 9,000 pounds of cocaine
- in 1988 the U.S. Postal Service made 425 arrests for mailing narcotics
- in 1987 State and Federal courts authorized wiretaps in 379 narcotics cases.

Drug seizure data from different Federal agencies cannot be tadded together because in many instances more than one agency participated in the operations.

Law enforcement agencies perform many drug-related functions in addition to seizing illegal drugs and arresting drug law violators:

- In 1987, almost half (47%) of State police agencies had primary responsibility for laboratory testing of drugs, but only the largest municipal and county agencies tended to have such responsibility.
- 78% of municipal police departments serving populations of 250,000 or more had special units for drug education in the schools, and 50% of those serving populations of 1 million or more had some type of drug-screening program.

Only the largest law enforcement agencies tended to have primary responsibility for laboratory testing of drugs in 1987:

Law enforcement agencies with primary responsibility for laboratory testing of drugs, by population served and type of agency, 1987

Population served	Type of agency	
	Local police	Sheriff
All sizes	4.3%	7.4%
1 million or more	76.9	35.3
500,000-999,999	48.2	20.1
250,000-499,999	45.3	15.2
100,000-249,999	16.9	14.2
50,000-99,999	17.1	10.4
25,000-49,999	9.6	5.2
10,000-24,999	4.2	4.6
Less than 10,000	2.9	5.6

Sources: *Drug law violators, 1980-86: Federal offenses and offenders. Prisoners in 1988. The Drug Enforcement Administration, the U.S. Coast Guard, the U.S. Customs Service, the Federal Bureau of Investigation, the U.S. Postal Service, and the Administrative Office of the U.S. Courts; all as reported in the BJS Sourcebook of criminal justice statistics, 1988. Profile of State and local law enforcement agencies, 1987. Police departments in large cities, 1987.*

Prosecution and sentencing of drug law violators

Of all persons or organizations referred to U.S. prosecutors during the Federal fiscal year ending September 30, 1987, 24.9% were suspected of drug law violations, up from 13.8% in 1980. During the previous fiscal year, among the suspected drug offenders —

- 87% were alleged to have distributed or illegally manufactured drugs
- 9% were suspected of importing drugs
- 4% were suspected of simple possession.

In 1987, 78% of suspects in drug cases were prosecuted, up from 73% in 1980. This was a higher rate than for any other crime category.

The number of suspects prosecuted for drug offenses increased from 7,003 in 1980 to 17,729 in 1987 — an increase of 153%.

The number of persons convicted of violating Federal drug laws rose to 13,423 in 1987 from 5,135 in 1980. This 161% increase exceeded the 49% growth in U.S. court convictions for all Federal offenses during the same years and accounted for over 50% of the total increase in Federal convictions.

The number of defendants convicted of drug possession offenses increased from 498 in 1980 to 2,193 in 1987 — a 340.4% increase.

Drug offenses accounted for 17% of all defendants convicted in 1980 and 30% of all defendants convicted in 1987. Drug trafficking offenses accounted for 25.2% of all defendants convicted in 1987. The conviction rate for drug defendants increased from 74% in 1980 to 85% in 1987.

The percent of convicted Federal offenders charged with drug violations who were sentenced to prison rose from 72% in 1980 to 76% in 1987.

The average prison sentence for persons charged with Federal drug violations was longer than for all other offenses except violent crimes and racketeering.

Average sentence length for persons sentenced to Federal prisons for drug and non-drug offenses, 1987

All offenses	55.2 mos.
Drug offenses	67.8
Trafficking	69.1
Possession	48.1
Violent offenses	126.2
Fraudulent property offenses	31.1
General property offenses	36.5
Regulatory offenses	42.1
Public-order offenses	32.2

The percent of all defendants sentenced to prison who were convicted of drug offenses grew steadily from 26.7% in 1980 to 43.2% in 1987 at an average rate of 15.7%.

Federal sentences for drug offenses are longer than in the past. The average Federal prison sentence for drug offenses rose from almost 4 years in 1980 to more than 5.5 years in 1987 — a rise of 44%, a higher percentage increase in average sentence length than for all offenses combined (25%).

The first national BJS study of felony court sentencing in 1986 found that 64% of the persons convicted of drug trafficking were sentenced to some kind of incarceration — 27% to jail and 37% to prison. In the 75 largest counties, 75% of those convicted of drug trafficking were sentenced to incarceration (40% to jail and 35% to prison). This may reflect the small amounts of illegal drugs (sometimes only ounces) needed to allow a defendant to be charged with "possession with intent to sell" rather than possession only. This could mean that relatively minor cases are pulling down the percentage sentenced to incarceration.

In the United States in 1986 there were 185,423 adults arrested for drug trafficking, 76,437 felony trafficking convictions, and 48,651 drug traffickers incarcerated (including 28,151 sent to prison).

Percent of convicted felons sentenced to incarceration in the United States, 1986

	<u>Percent incarcerated</u>	
	<u>Total</u>	<u>In a State prison</u>
Murder	95%	92%
Rape	88	75
Robbery	87	76
Aggravated assault	71	45
Burglary	74	53
Larceny	64	40
Drug trafficking	84	37

Average maximum prison sentence length imposed and estimated time to be served in prisons for persons sentenced for felonies in the United States, 1986

<u>Most serious conviction offense</u>	<u>Average maximum sentence length</u>	<u>Estimated time to be served</u>
Murder	221 mos.	86 mos.
Rape	151	66
Robbery	139	57
Aggravated assault	97	41
Burglary	75	31
Larceny	48	20
Drug trafficking	69	22

Disposition of felony arrests in the United States, 1986

<u>Arrest offense</u>	<u>Convicted</u>	<u>For 100 arrests:</u>	
		<u>Incarcerated Total</u>	<u>Prison</u>
Murder*	58	54	52
Robbery	38	33	29
Aggravated assault	13	9	6
Burglary	36	26	19
Drug trafficking	41	26	15

*Includes nonnegligent manslaughter.

In 1986, of adults arrested for felony drug offenses in five States —

- 79% were prosecuted
- 57% were convicted
- 45% were sentenced to incarceration — 10% for more than 1 year.

Sources: *Federal criminal cases, 1980-87.*
Felony sentences in State courts, 1986.
Criminal cases in five States, 1983-86.
Drug law violators, 1980-86: Federal offenses and offenders.

Disposition of felony arrests in five States, 1983-86

<u>Arrested for:</u>	<u>Prosecuted</u>	<u>Convicted</u>	<u>Percent of persons arrested who were:</u>	
			<u>Sentenced to incarceration Total</u>	<u>Prison</u>
All offenses				
1983	83	62	37	10
1986	83	62	41	11
Violent offenses				
1983	82	56	36	15
1986	81	53	35	14
Property offenses				
1983	86	67	43	10
1986	86	67	47	11
Drug offenses				
1983	74	50	33	7
1986	79	57	45	10

Time served in prison by drug offenders

Typically, only part of the sentence handed down by the court is actually served in prison.

Median time served by persons released from State prisons in 1984

	<u>Time served in jail and prison</u>	<u>Percent of sentence in confinement</u>
All	17 mos.	45.4%
Violent	28	50.5
Property	15	44.0
Drug	14	38.8
Possession	12	39.2
Trafficking	16	38.7
Other	13	38.7
Public-order	9	39.5
Other	15	50.6

Average time served by Federal prisoners*

<u>Offense</u>	<u>Average time served</u>	<u>Percent of sentence served</u>
All	43.3 mos.	59.1%
Robbery	72.9	49.0
Drug	38.5	58.6
Weapons	31.5	69.4
Monetary crime**	26.5	63.8

*Federal prison inmates who were sentenced to more than 1 year in prison, who had their first parole hearing during the year prior to June 30, 1980, and who were released or scheduled for release as of January 1, 1987.

**Monetary crime includes counterfeiting, forgery, fraud, mail theft, embezzlement, interstate transportation of stolen securities, and receiving stolen property with intent to sell; it excludes burglary and robbery.

The 38.5-month average time served by Federal drug offenders was about 59% of their court-ordered maximum sentences. Offenders who received sentences of between —

- 1 and 5 years served an average of 2 years 1 month (70% of their sentences)
- 15 and 20 years served an average of 7 years 4 months (39% of their sentences).

Federal parole guidelines governing release of drug offenders were changed in 1987. Under the amended guidelines, drug offenders will be required to serve longer portions of their sentences. Many States have made similar changes that are expected to increase the amount of time served by drug law violators in State prisons.

Sources: *Time served in prison and on parole, 1984. Drug law violators, 1980-86: Federal offenses and offenders.*

Sentencing and time served: Federal offenses and offenders.

Drug offenders in correctional populations

Drug law violators make up a growing share of Federal prison admissions:

- 22% of all admissions in fiscal 1980
- 34% in fiscal 1986.

Between 1979 and 1986 the percent of inmates in prison for —

- any drug law offense rose from 6.4% to 8.6%
- drug possession rose from 1.6% to 2.9%
- drug trafficking rose from 4.4% to 5.4%.

In 1986 persons sentenced for drug trafficking made up 26.1% of State prison inmates with no known prior sentence to probation or incarceration. This was a larger proportion than for any other offense.

Offense composition of long-term, State-operated juvenile facilities (1987) and State adult prisons (1986)

Current offense	Percent of youth in long-term, State-operated juvenile institutions		Percent of inmates in State prisons
	Under age 18	Age 18 and older	
Violent	39.3%	52.3%	54.6%
Property	45.6	29.0	31.0
Drug	5.6	11.3	8.6
Public-order	7.2	6.8	5.2
Other*	2.4	.6	.7

*Includes juvenile status offenses for youth in State institutions.

As reported in the BJS *Sourcebook of criminal justice statistics, 1988*, the proportion of juveniles in public facilities for drug offenses was higher than in private facilities:

Detained or committed for:	All	Type of facility	
		Public	Private
Crimes against persons	20%	25%	6%
Crimes against property	37	44	17
Drug-related offenses	6	7	3
Alcohol and public-order offenses	4	6	2
Probation/parole violation	5	8	1
Other delinquent acts	5	5	5
Non delinquent reasons	23	6	66

Note: Percents may not total 100% because of rounding.

The proportion of drug offenders in local jails was about the same in 1978 and 1983:

Current offense	Percent of all inmates	
	1978	1983
Any drug offense	9%	10%
Trafficking	4	4
Possession/use	4	5
Other drug	1	1

In 1983, among drug offenders in local jails —

- 64% had been convicted and were awaiting sentencing, awaiting transfer to a State or Federal prison, or serving the sentence in jail
- 36% were on trial, awaiting trial, or not yet arraigned.

BJS reports on . . .

Of prisoners released in 1983 from 11 States, 50.4% of those incarcerated for drug law violations were rearrested within 3 years, compared to 68% of property offenders, 59.6% of violent offenders, and 54.6% of public-order offenders. Of all prisoners released that year, 9.5% had a drug law violation as the most serious offense for which they had been incarcerated. Drug offenses accounted for 14% of new charges against all those rearrested. Of those drug law violators released from prison in 1983, 24.8% were rearrested within 3 years for a drug law violation.

Percent of drug law violators released from prison in 1983 who within 3 years were —

	<u>Re-</u> <u>arrested</u>	<u>Re-</u> <u>convicted</u>	<u>Re-</u> <u>incarcerated</u>
<i>Drug offenses</i>	50.4%	35.3%	30.3%
Possession	62.8	40.2	36.7
Trafficking	51.5	34.5	29.4

Sources: *Drug law violators, 1980-86: Federal offenses and offenders. Profile of State prison inmates, 1986. Survey of youth in custody, 1987. Jail inmates 1983. Recidivism of prisoners released in 1983.* Office of Juvenile Justice and Delinquency Prevention, as reported in the BJS *Sourcebook of criminal justice statistics, 1988.*

Public opinion about drugs

As reported in the BJS *Sourcebook of criminal justice statistics*, the number of Gallup Poll respondents describing drug abuse as the most important problem facing our country today has grown steadily during the past several years:

Date of poll	Drug abuse most serious problem
January 1985	2%
May 1985	6
July 1986	8
April 1987	11
September 1988	11
May 1989	27

Gallup Poll respondents most often mentioned use of drugs as one of the biggest problems with which the schools in their communities had to deal. Giving that response in 1988 were —

- 30% of public-school parents
- 29% of non-public-school parents
- 34% of those with no children in school
- 32% of all surveyed.

In a 1987 Gallup Poll, 54% of youth 13-17 years old said drug abuse was one of "the biggest problems facing people" their age. That response was given much more often than others such as alcohol abuse (12%), teenage pregnancy (11%), peer pressure (10%), AIDS (5%), and problems with parents (2%).

In 1988, 38% of Gallup Poll respondents said they favored the death penalty for convicted drug dealers who had not been convicted of murder.

When asked about spending for various social problems, 71% of the respondents to a 1988 National Opinion Research Center (NORC) Poll said this country is spending too little to deal with drug addiction.

NORC has asked adults (age 18 and older) about legalization of marijuana since 1973. During that time those who say marijuana should be made legal —

- peaked at 30% in 1978
- fell to 17% in 1988.

College freshmen have been surveyed since 1968. In 1988, 19.3% of those surveyed agreed strongly or somewhat that marijuana should be legalized, down from a high of 52.9% in 1977. The 1988 response is similar to the 19.4% recorded in 1968, which increased gradually until the 1977 peak.

High school seniors have been surveyed each year since 1975. In —

- 1987, 15.4% felt using marijuana should be entirely legal, down from 34% feeling that way in 1977
- 1988, 78.6% reported worrying often or sometimes about drug abuse, up from 65.8% in 1977.

1988 high school seniors reporting they could obtain drugs fairly easily or very easily

Marijuana	85.0%
Amphetamines	63.9
Cocaine powder	50.3
Crack	42.1
Tranquilizers	49.1
Barbiturates	47.8
LSD	33.3
Heroin	28.0

The seniors were asked, "How harmful is the use of drugs?" The percents of those who answered by saying people are taking a "great risk" of harming themselves in regularly using the following were —

- marijuana/hashish, 77%, up from a low of 35% in 1978
- cocaine, 89.2%, up from a low of 68% in 1977 and 1978
- heroin, 88.8%, virtually stable since 1977
- LSD, 84.2%, up from 79.1% in 1977.

In 1988 Gallup Poll respondents were asked which strategies would do the most to "halt the drug epidemic in the U.S.":

- 47% said "educating young people and other non-users about the dangers of drug abuse"
- 35% said "making it harder for illegal drugs to get into the country"
- 6% said "helping drug users obtain treatment to overcome their dependency"
- 13% volunteered "all" of the above
- 1% volunteered "none."

In 1988 a Gallup Poll asked what respondents felt would be the effect of legalizing drugs:

Effect of legalization	Increase	Decrease	Stay about the same
Increase or decrease:			
Drug use in public schools	65%	13%	19%
The number of addicts	61	8	28
The number of drug overdoses	60	12	24
Drug-related crime	49	27	20

Sources: *The Gallup report*; National Opinion Research Center data made available through the Roper Public Opinion Research Center; Alexander W. Astin et al., *The American freshman: Twenty year trends*; Lloyd D. Johnston, Jerald G. Bachman, and Patrick M. O'Malley, *Monitoring the future 1975-1988*; Lloyd D. Johnston, Patrick M. O'Malley, and Jerald G. Bachman, *Drug use, drinking, and smoking: National survey results from high school, college, and young adult populations 1975-1988*; all as reported in the BJS Sourcebook of criminal justice statistics, 1988.

Drug use in the general population

As reported in the 1988 BJS *Sourcebook of criminal justice statistics* —

- 47.2% of 1988 high school seniors reported having ever used marijuana/hashish
- 12.1% reported having ever used cocaine
- 1.1% reported having ever used heroin.

Self-reports of drug use among high school seniors underrepresent drug use among youth of that age group because high school dropouts and truants are not included, and these groups are expected to have more involvement with drugs than those who stay in school.

Cocaine use among high school seniors during the late 1970's and early 1980's may have peaked in 1985

Reported illegal drug use of high school seniors, 1988

Drug	Used within the last:	
	12 months*	30 days
Marijuana	33.1%	18.0%
Inhalants	7.1	3.0
Hallucinogens	5.8	2.3
Cocaine	7.9	3.4
Heroin	.5	.2
Other opiates	4.6	1.6
Sedatives	3.7	1.4
Tranquilizers	4.8	1.5
Stimulants	10.9	4.6

*Including the last 30 days.

Reported marijuana use by high school seniors within the previous 12 months fell to 33% in 1988, the lowest level since the survey began in 1975; similarly, the 18% reporting such use within the last 30 days was also the lowest in the period.

Year	Used cocaine within the last:	
	12 months*	30 days
1975	5.6%	1.9%
1976	6.0	2.0
1977	7.2	2.9
1978	9.0	3.9
1979	12.0	5.7
1980	12.3	5.2
1981	12.4	5.8
1982	11.5	5.0
1983	11.4	4.9
1984	11.6	5.8
1985	13.1	6.7
1986	12.7	6.2
1987	10.3	4.3
1988	7.9	3.4

*Including the last 30 days.

Reported recency of marijuana and cocaine use among college students, 1980-87

	1980	1981	1982	1983	1984	1985	1986	1987
Marijuana								
Daily within last month	7.2%	5.6%	4.2%	3.8%	3.6%	3.1%	2.1%	2.3%
Last month	34.0	33.2	26.8	26.2	23.0	23.6	22.3	20.3
Last year	51.2	51.3	44.7	45.2	40.7	41.7	40.9	37.0
Cocaine								
Daily within last month	.2	0	.3	.1	.4	.1	.1	.1
Last month	6.9	7.3	7.9	6.4	7.6	6.9	7.0	4.6
Last year	16.9	15.9	17.2	17.2	16.4	17.3	17.1	13.7

BJS reports on . . .

As reported in the 1988 BJS *Sourcebook of criminal justice statistics*, data from the 1985 *National Household Survey on Drug Abuse* show that marijuana and cocaine use are related to age:

Drug	Age of respondent		
	18-25	26-34	35+
Marijuana			
Last month	21.8%	16.9%	2.2%
Last year	36.9	25.1	2.3
Lifetime	60.3	58.5	15.9
Cocaine			
Last month	7.6%	6.1%	.5%
Last year	16.3	12.6	1.2
Lifetime	25.2	24.1	4.2

Sources: Lloyd D. Johnston, Patrick M. O'Malley, and Jerald G. Bachman, *Drug use, drinking, and smoking: National survey results from high school, college, and young adult populations 1975-1988*; National Institute on Drug Abuse, *National household survey on drug abuse: Main findings, 1985*; both as reported in the BJS *Sourcebook of criminal justice statistics, 1988*.

Source notes

Single copies of any report with an NCJ number can be obtained free from the Drugs & Crime Data Center & Clearinghouse, 1600 Research Boulevard, Rockville, MD 20850; toll-free 800-666-3332 (local number 301-251-5500).

Criminal cases in five States, 1983-86 (BJS Special Report), September 1989, NCJ-118798

Drugs & Crime Data Center & Clearinghouse (brochure), November 1989, BC-000125

Drug law violators, 1980-86: Federal offenses and offenders (BJS Special Report), June 1988, NCJ-111763

Drug use and crime: State prison Inmate survey, 1986 (BJS Special Report), July 1988, NCJ-111940

Drugs and crime facts, 1988, September 1989, NCJ-118312

Federal criminal cases, 1980-87: Federal offenses and offenders (BJS Special Report), July 1989, NCJ-18311

Felony sentences in State courts, 1986 (BJS Bulletin), February 1989, NCJ-115210

Jail inmates 1933 (BJS Bulletin), November 1985, NCJ-99175

Police departments in large cities, 1987 (BJS Special Report), August 1989, NCJ-119220

Profile of State and local law enforcement agencies, 1987 (BJS Bulletin), March 1989, NCJ-113949

Profile of State prison inmates, 1986 (BJS Special Report), January 1988, NCJ-109926

Prisoners in 1988 (BJS Bulletin), April 1989, NCJ-116315

Recidivism of prisoners released in 1983 (BJS Special Report), April 1989, NCJ-116261

Sentencing and time served: Federal offenses and offenders (BJS Special Report), June 1987, NCJ-101043

Sourcebook of criminal justice statistics, 1988, August 1989, NCJ-118318

Survey of youth in custody, 1987 (BJS Special Report), September 1988, NCJ-113365

The redesigned National Crime Survey: Selected new data (BJS Special Report), January 1989, NCJ-114746

Time served in prison and on parole, 1984 (BJS Special Report), December 1987, NCJ-108544

Now you can receive BJS press releases and other current data from the NCJRS Electronic Bulletin Board!


The Electronic Bulletin Board provides quick and easy access to new information—use your personal computer and modem, set at 8-N-1 (rates 300 to 2400 baud), and call 301-738-8895, 24 hours a day.

Once online, you will be able to review current news and announcements from BJS and its Justice Statistics Clearinghouse, including new publication listings and conference calendars.

For more information about the Bulletin Board, call 1-800-732-3277.

BJS menu options

1. BJS press releases
2. Latest BJS findings.
3. Justice Statistics Clearinghouse information
4. BJS conference activity
5. News from the Drugs & Crime Data Center & Clearinghouse
6. National Archive of Criminal Justice Data
7. News from State Statistical Analysis Centers



Bureau of Justice Statistics reports

(revised December 1989)

Call toll-free 800-732-3277 (local 301-251-5500) to order BJS reports, to be added to one of the BJS mailing lists, or to speak to a reference specialist in statistics at the Justice Statistics Clearinghouse, National Criminal Justice Reference Service, Box 6000, Rockville, MD 20850.

BJS maintains the following mailing lists:

- Law enforcement reports (new)
- Drugs and crime data (new)
- Justice spending & employment
- White-collar crime (new)
- National Crime Survey (annual)
- Corrections (annual)
- Juvenile corrections (annual)
- Courts (annual)
- Privacy and security of criminal history information and information policy
- Federal statistics (annual)
- BJS bulletins & special reports (approximately twice a month)
- Sourcebook of Criminal Justice Statistics (annual)

Single copies of reports are free, use NCJ number to order. Postage and handling are charged for bulk orders of single reports. For single copies of multiple titles, up to 10 titles are free, 11-40 titles \$10, more than 40, \$20; libraries call for special rates.

Public-use tapes of BJS data sets and other criminal justice data are available from the National Archive of Criminal Justice Data (formerly CJAIN), P.O. Box 1248, Ann Arbor, MI 48106 (toll-free 1-800-999-0960).

National Crime Survey

Criminal victimization in the U.S.: 1987 (final report), NCJ-115524, 6/89
1988 (final report), NCJ-114556, 9/88

BJS special reports

- Hispanic victims, NCJ-120507, 12/89
- The redesigned National Crime Survey: Selected new data, NCJ-114746, 1/89
- Motor vehicle theft, NCJ-109976, 3/88
- Elderly victims, NCJ-107676, 11/87
- Violent crime trends, NCJ-107217, 11/87
- Robbery victims, NCJ-104638, 4/87
- Violent crime by strangers and nonstrangers, NCJ-103702, 1/87
- Preventing domestic violence against women, NCJ-102037, 8/86
- Crime prevention measures, NCJ-100438, 3/86
- The use of weapons in committing crimes, NCJ-99643, 1/86
- Reporting crimes to the police, NCJ-99432, 12/85
- Locating city, suburban, and rural crime, NCJ-99535, 12/85
- The risk of violent crime, NCJ-97119, 5/85
- The economic cost of crime to victims, NCJ-93450, 4/84
- Family violence, NCJ-93449, 4/84

BJS bulletins

- Criminal victimization 1988, NCJ-119845, 10/88
- Households touched by crime, 1988, NCJ-117434, 6/89
- Criminal victimization 1987, NCJ-113587, 10/86
- The crime of rape, NCJ-98777, 3/85
- Household burglary, NCJ-96021, 1/85
- Measuring crime, NCJ-75710, 2/81

BJS technical reports

- New directions for the NCS, NCJ-115571, 3/89
 - Series crimes: Report of a field test, NCJ-104615, 4/87
 - Lifetime likelihood of victimization, NCJ-104274, 3/87
- Response to screening questions in the NCS, NCJ-97624, 7/85

Preliminary data from the National Crime Survey, 1989 (pre-release), 4/89

Redesign of the National Crime Survey, NCJ-114457, 3/89
The seasonality of crime victimization, NCJ-11033, 6/85
Crime and older Americans information package, NCJ-104569, 5/10, 5/87
Teenage victims, NCJ-103138, 12/85
Victimization and fear of crime: World perspectives, NCJ-93672, 1/85, 5/85
The National Crime Survey: Working papers vol. 1. Current and historical perspectives, NCJ-75374, 8/82
vol. II. Methodological studies, NCJ-90307, 12/84, 5/80

Corrections

BJS bulletins and special reports:
Prison role violators, NCJ-120344, 12/89
Capital punishment 1988, NCJ-118313, 7/88
Prisoners in 1988, NCJ-118315, 4/89
Recidivism of prisoners released in 1982, NCJ-112551, 4/89
Drug use and crime: State prison inmate survey, 1986, NCJ-111940, 7/88
Time served in prison and on parole 1984, NCJ-108544, 1/88
Profile of State prison inmates, 1986, NCJ-108928, 1/88
Imprisonment in four countries, NCJ-103627, 2/87
Population density in State prisons, NCJ-103204, 12/88
State and Federal prisoners, 1925-85, 102494, 11/86
Prison admissions and releases, 1983, NCJ-100582, 3/86
The prevalence of imprisonment, NCJ-93657, 7/85
Examining recidivism, NCJ-95501, 2/85

Correctional populations in the U.S.: 1987, NCJ-118762, 12/89
1988, NCJ-118111, 2/89
1985, NCJ-103957, 2/88
Historical statistics on prisoners in State and Federal institutions, year-end 1925-86, NCJ-111026, 4/87
1984 census of State adult correctional facilities, NCJ-105585, 7/87
Historical corrections statistics in the U.S., 1984-1986, NCJ-102523, 4/87
BJS bulletins and special reports:
Jail inmates, 1987, NCJ-114219, 12/88
Drunk driving, NCJ-105945, 3/88
Jail inmates, 1986, NCJ-107123, 10/87
The 1983 jail census, NCJ-95536, 11/84
Census of local jails, 1983: Data for individual jails, vols. I-IV Northeast, Midwest, South, West, NCJ-112796, 9, vol. V Selected findings: methodological summary tables, NCJ-112795, 11/88
Our crowded jails: A national plight, NCJ-111846, 8/88

Parole and probation

BJS bulletins:
Probation and parole: 1988, NCJ-116970, 11/89
1987, NCJ-113949, 11/88
1986, NCJ-108012, 12/87
Setting prison terms, NCJ-76218, 6/83
BJS special reports:
Time served in prison and on parole, 1984, NCJ-108544, 1/88
Recidivism of young parolees, NCJ-104916, 5/87

Children in custody

Census of public and private juvenile detention, correctional, and shelter facilities, 1975-85, NCJ-114065, 6/88
Survey of youth in custody, 1987 (special report), NCJ-113365, 9/88
Public juvenile facilities, 1985 (bulletin), NCJ-102457, 10/88

Law enforcement management

BJS special reports:
Police departments in large cities, 1987, NCJ-119220, 8/86
Profile of State and local law enforcement agencies, NCJ-113949, 3/89

Expenditure and employment

BJS bulletins:
Justice expenditure and employment: 1985, NCJ-104460, 3/87
1983, NCJ-101776, 6/85
Anti-drug abuse formula grants: Variable pass-through data, fiscal 1990 (BJS technical report), NCJ-120070, 12/89
Justice expenditure and employment: 1985 (full report), NCJ-106566, 9/89
Extracts, 1982 and 1983, NCJ-106829, 8/98
Extracts, 1980 and 1981, NCJ-96007, 6/85
1971-79, NCJ-92596, 11/84

Courts

BJS bulletins:
Death sentences in State courts, NCJ-115210, 2/89
Criminal defense for the poor, 1988, NCJ-112919, 9/88
State felony courts and felony laws, NCJ-106273, 8/87
The growth of appeals: 1973-83 trends, NCJ-95111, 10/84
Case filings in State courts 1983, NCJ-95111, 10/84

BJS special reports

Felony case-processing time, NCJ-101305, 8/86
Felony sentencing in 18 local jurisdictions, NCJ-97661, 6/85
The prevalence of guilty pleas, NCJ-95018, 12/84
Sentencing practices in 13 States, NCJ-95399, 10/84
Sentencing outcomes in 28 felony courts, NCJ-105743, 8/87
National criminal defense systems study, NCJ-94702, 10/86
The prosecution of felony arrests: 1986, NCJ-113248, 6/89
1982, NCJ-106990, 5/88
1981, NCJ-10380, 9/86, 5/76
Felony laws of the 50 States and the District of Columbia, 1986, NCJ-105068, 2/88, 5/14/70
State court model: statistical dictionary, Supplement, NCJ-98328, 9/85
1st edition, NCJ-62320, 9/80

Privacy and security

Compendium of State privacy and security legislation:
1987 overview, NCJ-111097, 9/88
1987 full report (1,497 pages, microfiche \$2, hard copy \$145), NCJ-113021, 9/88
Criminal Justice Information Policy: Strategies for improving data quality, NCJ-115339, 5/89
Public access to criminal history record information, NCJ-114458, 11/88
Juvenile records and recordkeeping systems, NCJ-112615, 11/88
Automated fingerprint identification systems: Technology and policy issues, NCJ-104342, 4/87
Criminal Justice "hot" files, NCJ-101850, 12/86
Crime control and criminal records: BJS special report, NCJ-99176, 10/85
State criminal records repositories (BJS technical report), NCJ-99017, 10/85
Data quality of criminal history records, NCJ-98079, 10/85
Victim/vernon legislation: An overview, NCJ-94365, 12/84
Proceedings of BJS/SEARCH conference:
• Open vs. confidential records, NCJ-113560, 11/88
• Data quality policies and procedures, NCJ-101849, 12/86

Computer crime

BJS special reports:
Electronic fund transfer fraud, NCJ-96686, 3/85
Electronic fund transfer and crime, NCJ-92850, 2/84
Electronic fund transfer systems fraud, NCJ-100481, 4/86
Crime laws and transfer systems and crime, NCJ-93376, 9/82
Expert witness manual, NCJ-77927, 9/81, 5/150

Federal justice statistics

Compendium of Federal justice statistics 1984, NCJ-112816, 9/89
The Federal civil justice system (BJS bulletin), NCJ-104759, 7/87
Employer perceptions of workplace crime, NCJ-101851, 7/87, 56
Federal offenses and offenders

BJS special reports:
Federal criminal cases, 1980-87, NCJ-116311, 7/89
Drug law violators, 1980-86, NCJ-111763, 6/88
Pretrial release and detention: The Bail Reform Act of 1984, NCJ-102929, 2/88
White-collar crime, NCJ-106876, 9/87
Pretrial release and misconduct, NCJ-96132, 1/85

BJS bulletins

Bank robbery, NCJ-94463, 9/84
Federal drug law violators, NCJ-92692, 2/84

General

BJS bulletins and special reports:
Criminal cases in five states, 1983-86, NCJ-110758, 9/89
International crime rates, NCJ-110776, 5/88
Tracking offenders, 1984, NCJ-109688, 1/88
BJS telephone contacts '87, NCJ-102059, 12/86
Tracking offenders: White-collar crime, NCJ-102687, 11/86
Police equipment and expenditure, NCJ-100117, 2/86

Sourcebook of criminal justice statistics, 1988, NCJ-118318, 9/89
BJS data report, 1988, NCJ-116262, 5/89
BJS annual report, fiscal 1988, NCJ-115749, 4/89

Sourcebook of criminal justice statistics, 1987, NCJ-11812, 9/88
Report to the Nation on crime and justice:

Second edition, NCJ-105506, 6/88
Technical appendix, NCJ-112011, 6/88

Drugs & crime data:
Drugs & crime data center & clearinghouse brochure, BC-000125, 11/89
Drugs and crime facts, 1988, NCJ-118312, 9/89
Rotox card, 800-666-3332, 8/88

Criminal justice microcomputer guide and software catalog, NCJ-112178, 8/88

Proceedings of the third workshop on law and justice statistics, NCJ-112230, 7/86

Publications of BJS, 1971-84, 10/88
Topical bibliography, T8030012, 5/76

Microfiche library, PR030012, 520300
National survey of crime severity, NCJ-98017, 10/85

Criminal victimization of District of Columbia residents and Capitol Hill employees, 1982-83, NCJ-97982:

See order form on last page

Please put me on the mailing list for—

- Law enforcement reports**—national data on State and local police and sheriffs' departments: operations, equipment, personnel, salaries, spending, policies, programs
- Federal statistics**—data describing Federal case processing, from investigation through prosecution, adjudication, and corrections
- Drugs and crime data**—sentencing and time served by drug offenders, drug use at time of crime by jail inmates and State prisoners, and other quality data on drugs, crime, and law enforcement
- Justice expenditure and employment reports**—annual spending and staffing by Federal/State/local governments and by function (police, courts, etc.)

- White-collar crime**—data on the processing of Federal white-collar crime cases
- Privacy and security of criminal history information and information policy**—new legislation; maintaining and releasing intelligence and investigative records; data quality issues
- Juvenile corrections reports**—juveniles in custody in public and private detention and correctional facilities
- BJS bulletins and special reports**—timely reports of the most current justice data
- Prosecution and adjudication in State courts**—case processing from prosecution through court disposition, State felony laws, felony sentencing, criminal defense

- Corrections reports**—results of sample surveys and censuses of jails, prisons, parole, probation, and other corrections data
- National Crime Survey reports**—the only regular national survey of crime victims
- Sourcebook of Criminal Justice Statistics (annual)**—broad-based data from 150+ sources (400+ tables, 100+ figures, subject index, annotated bibliography, addresses of sources)
- Send me a form to sign up for NCJ Reports (free 6 times a year)**, which abstracts both private and government criminal justice publications and lists upcoming conferences and training sessions in the field.

To be added to any BJS mailing list, please copy or cut out this page, fill in, fold, stamp, and mail to the Justice Statistics Clearinghouse/NCJRS.

Name:
 Title:
 Organization:
 Street or box:

You will receive an annual renewal card. If you do not return it, we must drop you from the mailing list.

City, State, Zip:
 Daytime phone number: ()
 Criminal justice interest:

To order copies of recent BJS reports, check here and circle items you want to receive on other side of this sheet.

Put your organization and title here if you used home address above:

FOLD SEAL WITH TAPE AND STAMP

U.S. Department of Justice
Office of Justice Programs
Bureau of Justice Statistics
Washington, D.C. 20531

Place
1st-class
stamp
here

Justice Statistics Clearinghouse/NCJRS
U.S. Department of Justice
Box 6000
Rockville, MD 20850

Drugs & Crime Data

Data Center &
Clearinghouse for
Drugs & Crime



Illicit drugs— Cultivation to consequences

The worldwide drug business

Cultivation & production
Foreign
Domestic

Distribution
Export
Transshipment
Import into U.S.

Finance
Money laundering
Profits

The fight against drugs

Enforcement
Border interdiction
Investigation
Seizure & forfeiture
Prosecution

Consumption reduction
Prevention
Education
Treatment

Consequences of drug use

Abuse
Addiction
Overdose
Death

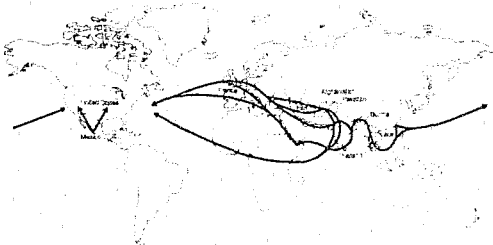
Crime
While on drugs
For drug money
Trafficking

Impact on justice system

Social disruption

The Data Center & Clearinghouse for Drugs & Crime is funded by the Bureau of Justice Assistance and directed by the Bureau of Justice Statistics of the U.S. Department of Justice.

Major heroin smuggling routes into the United States



U.S. Quarterly Intelligence Trends

One free phone call can give you access to a growing data base on drugs & crime

The new Data Center & Clearinghouse for Drugs & Crime is managed by the Bureau of Justice Statistics. To serve you, the center will --

- Respond to your requests for drugs and crime data.
- Let you know about new drugs and crime data reports.
- Send you reports on drugs and crime.
- Conduct special bibliographic searches for you on specific drugs and crime topics.
- Refer you to data on epidemiology, prevention, and treatment of substance abuse at the National Clearinghouse for Alcohol and Drug Information of the Alcohol, Drug Abuse, and Mental Health Administration.
- Publish special reports on subjects such as assets forfeiture and seizure, economic costs of drug-related crime, drugs and violence, drug laws of the 50 States, drug abuse and corrections, and innovative law enforcement reactions to drugs and crime.
- Prepare a comprehensive, concise report that will bring together a rich array of data to trace and quantify the full flow of illicit drugs from cultivation to consequences.

Major cocaine smuggling routes into the United States



U.S. Quarterly
Intelligence Trends

Call now and speak to a specialist
in drugs & crime statistics.

1-800-666-3332

Or write to the Data Center &
Clearinghouse for Drugs & Crime
1600 Research Boulevard
Rockville, MD 20850