


Report to the 71st Legislature
Governor William P. Clements, Jr.
Criminal Justice Division
Rider Scott, Executive Director

CR-Sent mfl
2-25-90

120373



Report to the 71st Legislature

Governor William P. Clements, Jr.

120373

U.S. Department of Justice
National Institute of Justice

This document has been reproduced exactly as received from the person or organization originating it. Points of view or opinions stated in this document are those of the authors and do not necessarily represent the official position or policies of the National Institute of Justice.

Permission to reproduce this copyrighted material has been granted by

Texas Office of the Governor
Criminal Justice Division

to the National Criminal Justice Reference Service (NCJRS).

Further reproduction outside of the NCJRS system requires permission of the copyright owner.

Rider Scott
Executive Director
Criminal Justice Division

May 1989

Message from the Governor

The value of the services provided to the people of our state by the Criminal Justice Division cannot be overstated. The grants and technical assistance offered by the Criminal Justice Division ensure that all of our law enforcement, prosecution and corrections agencies benefit from effective and innovative techniques and strategies. A special emphasis is placed on projects that improve the coordination of activities between criminal justice agencies. I firmly believe that working together we can win the battle against crime.

Hardly a criminal act takes place without some relationship to drug abuse. That is why comprehensive drug interdiction and education programs administered by the Criminal Justice Division, such as the Texas Narcotics Control Program and Texans' War on Drugs, are so vitally important. If we want to get serious about fighting crime and reducing prison overcrowding, we must get serious about reducing drug abuse.

This report gives you an overview of the work performed by the Criminal Justice Division during the past two years. State and federal criminal justice grants have provided critical assistance to Texas communities from the Panhandle to the Rio Grande Valley. Every citizen in the state has been affected by the improvements in criminal justice services provided by the division.

Our top priority is to protect the lives and property of the people of this state. We must address the corrections management issues that aggravate the crime problem and return a fear of consequences to those who break the law. We must continue to support the innovative and cost-effective approaches to combating crime developed through the programs of the Criminal Justice Division. We must take the steps necessary to lay a sound foundation for a criminal justice system that will carry Texas into the future. With your help, together we can make significant progress toward ensuring the continued safety and well-being of our fellow Texans.

William P. Clements, Jr.
Governor of the State of Texas

Table of Contents

I.	OVERVIEW OF ACTIVITIES	Pgs. 1-9
A.	A New Direction	
	• Introduction to the Criminal Justice Division	
	• The Restructured Grant Application Process	
	• The Importance of Serving as a Resource	
B.	New Programs Developed	
	• Emphasis on Interagency Cooperation	
	• The Texas Narcotics Control Program	
	• Multi-Agency Crime Suppression Projects	
	• Research and Program Evaluation	
C.	Technical Assistance Provided	
	• Prison and Jail Population Dynamics	
	• Analysis of Crime in Texas	
	• Illustrative Graphs	
II.	HISTORY AND MISSION	Pgs. 10-13
A.	The Beginning of the Criminal Justice Division	
B.	The "Seed Money" Concept	
C.	Description of Funding Sources	
	• State Criminal Justice Planning Fund	
	• Federal Juvenile Justice and Delinquency Prevention Act	
	• Federal Justice Assistance Act	
	• Federal Victims of Crime Act	
	• Federal Anti-Drug Abuse Act	
	• State Crime Stoppers Assistance Fund	
III.	THE PROGRAMS	Pgs. 14-18
A.	Strategies to Fight Crime	
	• Crime Prevention, Community Relations and Citizen Involvement	
	• Victim Assistance Program	
	• Child Abuse Prevention and Intervention	
	• Law Enforcement Training and Education	
	• Organized Crime Control Units	
	• Special Law Enforcement Units and Programs	
	• Alternative Programs for Juveniles	
	• Juvenile Officer Projects	

- Purchase of Juvenile Services
- State Agency Juvenile Services
- Juvenile Corrections Programs for Serious and Repeat Offenders
- Replication of Model Juvenile Justice Programs
- Prosecution and Criminal Defense Training and Support Services
- Prosecution
- Judiciary
- Training, Education and Development of Correctional and Related Personnel
- Community-Based Alternative Programs
- Correctional Detention Programs
- State Agency Correctional Programs
- Information Systems
- Regional Coordination of Criminal Justice Programs

B. Programs by Funding Source Eligibility

IV. TWELVE EXEMPLARY PROJECTSPgs. 19-31

A. Criteria for Selecting Projects

B. Project Descriptions

- Tarrant County Narcotics and Intelligence Coordination Unit
- Alamo Area Narcotics Trafficking Task Force
- Crime Stoppers of Houston, Inc.
- City of San Angelo Drug Abuse Resistance Education (DARE)
- City of Victoria Community Crime Prevention Commission
- South Plains Association of Governments Regional Crime Prevention
- Austin Police Department Victim Services
- Midland County Career Offender Prosecution Unit
- Galveston Police Department Child Abuse Investigation Unit
- Mexia Police Department Information System
- Dallas County Juvenile Department Restitution and Employment Program
- Texans' War on Drugs

V. FINANCIAL STATISTICSPgs. 32-47

A. Summary of Criminal Justice Planning Fund Activity

- Special Fees Collected by Source
- Total Collections Comparison, FY 1985 to FY 1988
- Total Collections by Month, FY 1987 and FY 1988

B. Funding Source Schedules by Region and Program Area

APPENDIX

Grants by Program Area for 1987 and 1988 Fiscal Years

I. OVERVIEW OF ACTIVITIES

A. A New Direction

Introduction to the Criminal Justice Division

The state Criminal Justice Planning Fund is administered by the Criminal Justice Division (CJD) of the Governor's Office. CJD has as its revenue source a small portion of the fines for court costs assessed in misdemeanor and felony cases. Federal grant money administered by the division includes funds allocated by the Juvenile Justice and Delinquency Prevention Act, the Justice Assistance Act, the Victims of Crime Act, and the Anti-Drug Abuse Act. The state and federal grants administered by CJD totaled \$38 million for fiscal year 1988.

Improving the efficiency and fairness of the criminal justice system in Texas is the purpose of the initiative funding awarded by Governor Bill Clements. The money is not used to subsidize basic criminal justice services. Grants are designed to provide seed money to develop more efficient and productive approaches to using our criminal justice resources.

The local agencies are expected to absorb the cost of the project if the approach funded by the grant is proven successful. Most of the state funds for local projects are on a five-year assumption-of-costs cycle. Local projects generally receive 100 percent funding during the first year of operation, with grant assistance decreasing at the annual rate of 20 percent over the next four years. Federal grant funds are allocated according to the rules mandated by Congress.

The regional council or association of governments in each of the 24 state planning regions is responsible for the coordination of the diverse CJD programs. Local units of government, state agencies, and nonprofit organizations with a statewide impact are eligible grant applicants, according to the type of funding.

The Restructured Grant Application Process

Every year, the division develops a broad-based criminal justice plan for Texas that outlines the types of programs to be funded during the next fiscal year. Under Governor Clements' direction, the flow of information in the grant application process has been significantly improved. The plan has been streamlined to cut production costs, and each applicant receives only the minimal forms necessary.

While drawing on the quality and experience of past years' plans, the new plan structure is much more efficient because it calls for the distribution of only the materials that are necessary to each party in the process. The amount of data an applicant has to review in order to apply is thereby reduced while additional technical information is still readily available.

The material contained in previous plans is now separated into three separate components as follows:

- *Goals and Strategies* summarizes the crime trends in the state and formulates a public policy response. The document states Governor Clements' goals and priorities for 1989 and contains an inventory of strategic programs available to meet those goals. The grant applicant

selects the appropriate program area and contacts the respective regional council to request application information.

- *The Application Kit* includes the application form and a program brief. The brief contains eligibility criteria, suggested projects, assessment requirements and other information necessary for submission of an application. Further technical assistance and support are available from the regional councils or CJD.

- *The Catalog of Program Information* is a comprehensive document that lists all program rules and regulations for each funding source and program area. The catalog contains much of the information heretofore found in the appendices of the old-style plan, plus much more detailed technical information that may be needed for reference. Each regional council uses the catalog as a guide for coordinating the grant process and makes available to grantees photostatic copies of any sections they may need.

The Importance of Serving as a Resource

After grants are awarded, CJD closely monitors and evaluates individual programs. Performance indicators are tracked for each grant awarded to determine the effectiveness of the effort and whether the program should be replicated elsewhere in the state. CJD program managers have reinstituted performance audits of the local programs to provide additional technical assistance and ensure that the grantees are complying with all program conditions.

Further, the Governor has insisted on strict levels of accountability for state funds. The auditing staff of the division has been doubled since the Governor took office, and all major grants are now audited at least once a year.

In addition to directing the allocation of funds from the current six distinct sources, the division performs a number of other functions in state government. CJD assists the Governor in developing policies, plans, programs and proposed legislation for improving the effectiveness of our criminal justice system. The division establishes goals and priorities for the various projects designed to enhance efficiency in all areas of the justice system. The program managers on the staff are considered experts in their fields and are frequently called upon to give presentations and workshops on victim services, the juvenile justice system, computer systems for law enforcement, crime prevention and other topics.

In recent years, the publication of a Criminal Justice Division newsletter on Texas criminal justice issues has been sporadic. Last January, the division began a new effort to meet the information needs of the Texas criminal justice community. *Texas Criminal Justice Intelligence* is published six times a year to provide current law enforcement news that affects day-to-day work in the field. Each issue contains information on innovative criminal justice programs across the state, recent statistics and trend analysis, as well as the latest word from Washington, D.C., on federal funding decisions and updates on activities in Austin that could have an effect on the criminal justice system. A statewide calendar and information on new criminal justice publications are also included.

Recent issues of the newsletter have spotlighted how law enforcement is answering the challenge of drugs and the status of new prison construction and other efforts to solve the prison overcrowding crisis.

Governor Clements is resolute in providing support to those in Texas who have made the battle against crime their commitment. The improvements made in the Criminal Justice Division represent the Governor's effort to do all that he can to assist the criminal justice professionals and concerned volunteers in Texas.

B. New Programs Developed

Emphasis on Interagency Cooperation

Individual police departments have a designated area of jurisdiction, but drug traffickers do not confine their activities to the city limits. A sheriff's department covers only one county, but the range of the activities of a criminal gang may extend through several counties in the area. Swift prosecution of cases is essential, but sometimes county and district attorneys have such large caseloads that they cannot give all major cases priority treatment.

Governor Clements has stressed that we need a coordinated and comprehensive statewide plan to integrate our battle lines against crime. Working together across jurisdictional and agency lines to meet a common goal is essential to conquering the criminal element.

Goals and Strategies places an emphasis on cooperation and shared commitment between criminal justice agencies. New programs foster the sharing of critical information and resources across jurisdictional lines and call upon the knowledge and resources of the academic community. The Texas Narcotics Control Program (TNCP) focuses on combating the illegal drug problem through integrated task forces that follow drug traffickers all the way from crime to punishment.

The Texas Narcotics Control Program

Drug trafficking continues to be a catalyst to the crime problem in Texas. Drugs are smuggled into Texas by land, air, and sea through organized, well-financed networks of career criminals. Law enforcement agencies seized illegal drugs worth \$680 million in 1987, and some officers estimate that they catch only 10 percent of the illegal drugs that are being smuggled into the country.

A significant new law enforcement initiative has been launched to counteract this threat. Texas, under the direction and urging of Governor Clements, created the Texas Narcotics Control Program in December of 1987. The Governor awarded 41 grants, which cover 173 Texas counties and serve over 14 million of the state's citizens. Coordinated multi-agency and multi-jurisdictional task forces account for 33 projects.

Never before have funds been earmarked specifically for narcotics control efforts. The 99th Congress authorized this far-reaching program with the Omnibus Anti-Drug Abuse Act, and federal funding has been reauthorized in Washington.

The impact has been immediate. In the first year of the Texas Narcotics Control Program, which has received national attention, over \$290 million worth of drugs have been taken off our streets. An initial investment of \$10 million in federal funds has, in just 12 months, paid

dividends by a multiplier of 30.

The Texas Department of Public Safety employs 189 narcotics control officers. Their contribution to our anti-drug offensive is vital. The Texas Narcotics Control Program added an additional 190 officers to the state anti-drug effort — in effect, doubling our statewide drug work force. The program also funds 59 law enforcement support personnel, 17 assistant district attorneys and three judges dedicated to drug apprehension and adjudication in the state. Equipment, overtime pay and confidential funds are also provided in the grants.

The early returns from Texas Narcotics Control Program demonstrate what a cooperative effort by law enforcement agencies can achieve. Coordinated task force busts in 1988 led to the arrest of 6,111 persons. Cash, cars, guns and other property valued at \$7.5 million have been confiscated. These statistics are not just numbers on a page. They represent the 781,743 pounds of marijuana, 4,958 pounds of cocaine, 476 state-of-the-art weapons, and 142 explosive speed laboratories that would still be on Texas streets if this program did not exist.

The cornerstone of the program is the *Statewide Drug Strategy*. The *Strategy* was developed by the law enforcement subcommittee of the Governor's Task Force on Drug Abuse as a blueprint for this attack on illicit drugs. Public hearings conducted during the summer of 1987 in Arlington, Corpus Christi and El Paso provided the subcommittee with oral and written testimony from law enforcement officials, corrections professionals, drug treatment experts, educators, parents and concerned citizens.

Coverage of the border areas was included in recognition of the amount of drugs flowing into our state from Mexico. Eight task forces were funded to secure the border from El Paso to Brownsville. Rural areas along the border are frequently used as drug staging areas.

A key element of the program is the use of cooperative agreements between the task forces and district attorneys that use asset forfeiture awards to assist in offsetting operating costs of the task forces. The objective is to continue the fight against drugs where the need is great but the population is sparse. Anything of value that can be linked to drug activity, from the bundles of cash confiscated during a raid to the car used to smuggle drugs, may be seized. Asset seizure is an essential weapon in the drug war because of the huge profits to be made from drug dealing. Drug dealers should be made to assist law enforcement with the expense they impose on society.

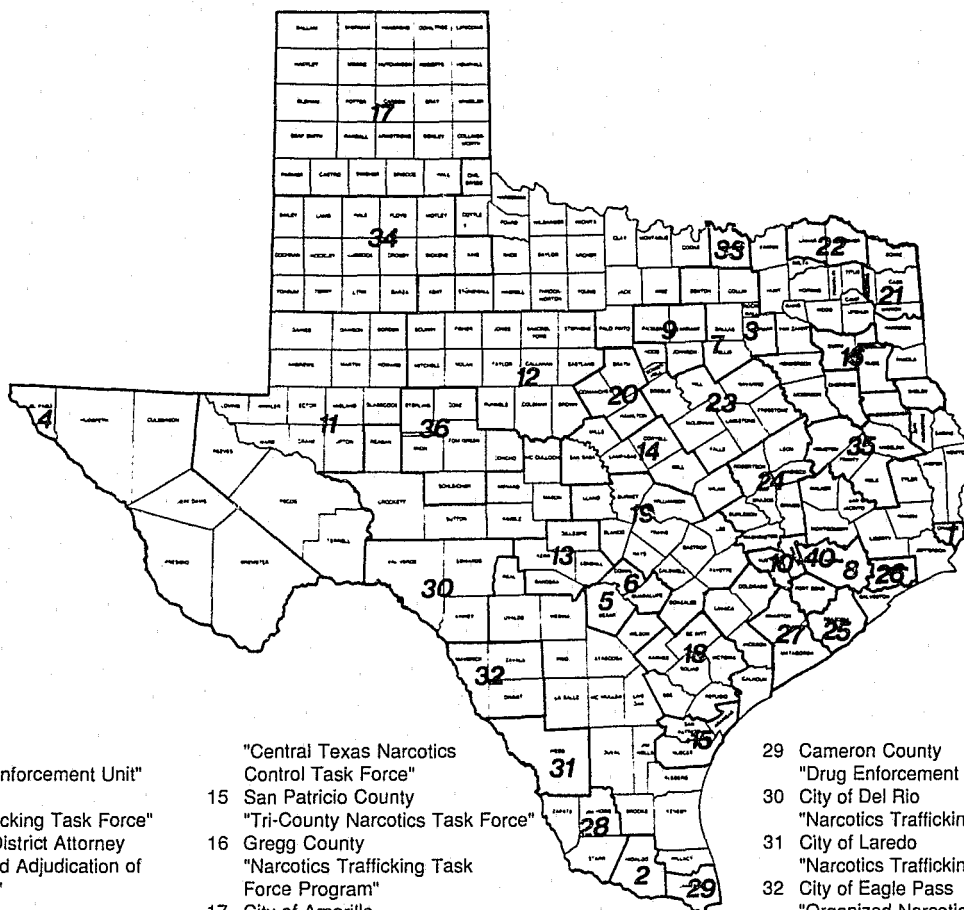
"The sharing of intelligence and resources is crucial to the war on drugs," said Governor Clements. "No longer are we dealing just with the back-alley pusher. Drug traffickers have graduated to more sophisticated operations, and law enforcement must respond in kind. The Texas Narcotics Control Program has formed a new front line in our war on drugs."

Multi-Agency Crime Suppression Projects

The Criminal Justice Division has developed an aggressive new program initiative for 1989, which for the first time will link together law enforcement, prosecution, courts, probation, parole and other criminal justice agencies. The goal is a unified strategy to suppress certain index crimes in high-priority target areas. The sharing of resources and information is the essential element of this new initiative.

A key element in the Multi-Agency Crime Suppression projects is a concerted interagency

1987 Texas Narcotics Control Projects



- | | | |
|---|--|---|
| 1 City of Orange
"Special Drug Enforcement Unit" | "Central Texas Narcotics Control Task Force" | 29 Cameron County
"Drug Enforcement Task Force" |
| 2 City of McAllen
"Narcotics Trafficking Task Force" | 15 San Patricio County
"Tri-County Narcotics Task Force" | 30 City of Del Rio
"Narcotics Trafficking Task Force" |
| 3 Dallas County District Attorney
"Prosecution and Adjudication of Drug Offenders" | 16 Gregg County
"Narcotics Trafficking Task Force Program" | 31 City of Laredo
"Narcotics Trafficking Task Force" |
| 4 El Paso County
"Narcotics Traffic Detection, Apprehension & Prosecution" | 17 City of Amarillo
"Panhandle Regional Narcotics Trafficking Task Force" | 32 City of Eagle Pass
"Organized Narcotics Task Force" |
| 5 Bexar County
"Adjudication of Drug Offenders" | 18 Goliad County
"Local Dangerous Drug Unit" | 33 Grayson County
"Pretrial Drug Detection Program" |
| 6 City of San Antonio
"Multi-Agency Narcotics Trafficking Task Force" | 19 City of Austin
"Regional Anti-Drug Abuse Task Force" | 34 City of Lubbock
"South Plains Regional Narcotics Task Force" |
| 7 City of Dallas
"Love Field Task Force" | 20 Erath County
"Tri-County Task Force" | 35 Nacogdoches County
"Deep East Texas Narcotics Trafficking Task Force" |
| 8 Harris County
"Prosecution of Drug Offenders" | 21 Cass County
"Regional Intrastate Narcotics Task Force" | 36 City of San Angelo
"Rio Concho Multi-Agency Drug Enforcement Task Force" |
| 9 Tarrant County District Attorney
"Narcotics and Intelligence Coordination Unit" | 22 City of Paris
"Regional Controlled Substance Apprehension Program" | *37 Texas Department of Public Safety
"Expanded Crime Laboratory Services" |
| 10 Austin County
"Apprehension and Prosecution of Drug Offenders" | 23 Hill County
"Agriplex Roadrunners" | *38 Texas Adult Probation Commission
"Enhancement of Apprehension, Prosecution & Adjudication" |
| 11 Midland County
"Permian Basin Narcotics Control Program" | 24 Brazos County
"Narcotics Trafficking Task Force" | *39 Criminal Justice Policy Council
"Drug Abuse Data Collection and Analysis" |
| 12 Taylor County
"West Central Texas Interlocal Crime Task Force" | 25 Brazoria County
"Special Investigative Unit" | 40 City of Houston
"Hobby Airport Task Force" |
| 13 City of Kerrville
"216th Judicial District Narcotics Task Force" | 26 Chambers County
"Narcotics Trafficking Task Force" | *41 Texas District & County Attorneys Association
"Asset Forfeiture Training Program" |
| 14 Bell County
"Central Texas Narcotics Control Task Force" | 27 Matagorda County
"Two County Narcotics Trafficking Task Force" | |
| | 28 Starr County
"Tri-County Drug Abuse Task Force" | |

* Statewide impact

effort to track and apprehend the hard core of repeat offenders — career criminals — who commit a majority of all index crimes. The project consortium develops a comprehensive plan that details its strategy to control crime in a designated area.

To accomplish the program objectives, funds are made available to integrate the participating agencies — not only law enforcement, but also prosecution, probation and others. The end result should be a smooth flow of offense and offender information between agencies: “horizontally” between law enforcement jurisdictions and “vertically” between the various levels involved in the criminal justice process.

Because this program is receiving its initial authorization, the grant covers 100 percent of applicable program expenses for the first three years, with smaller percentages of funding available in years four and five. The results of the program will be carefully monitored to evaluate the success of this new approach. Data will be maintained on the number of index crimes committed, cleared, and prosecuted, and the disposition of offenders convicted of index crimes in the target areas will be tracked. The number of offenders re-arrested in the target area will be a measure of the effectiveness of involving the diversion functions in a crime suppression project.

The multi-agency crime suppression program aims at a clear target, and the success of specific strategies will be directly measurable. This new CJD program area is on the cutting edge of innovative law enforcement initiatives in the nation.

Research and Program Evaluation

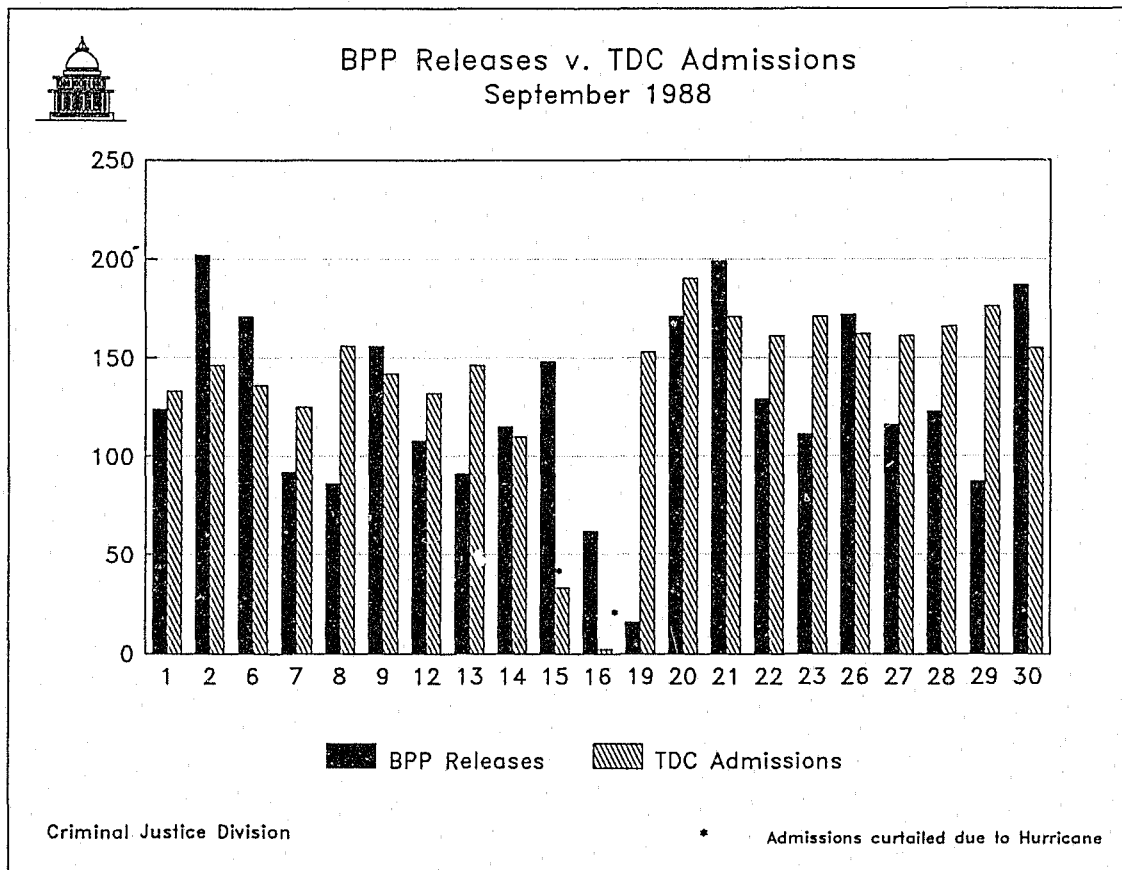
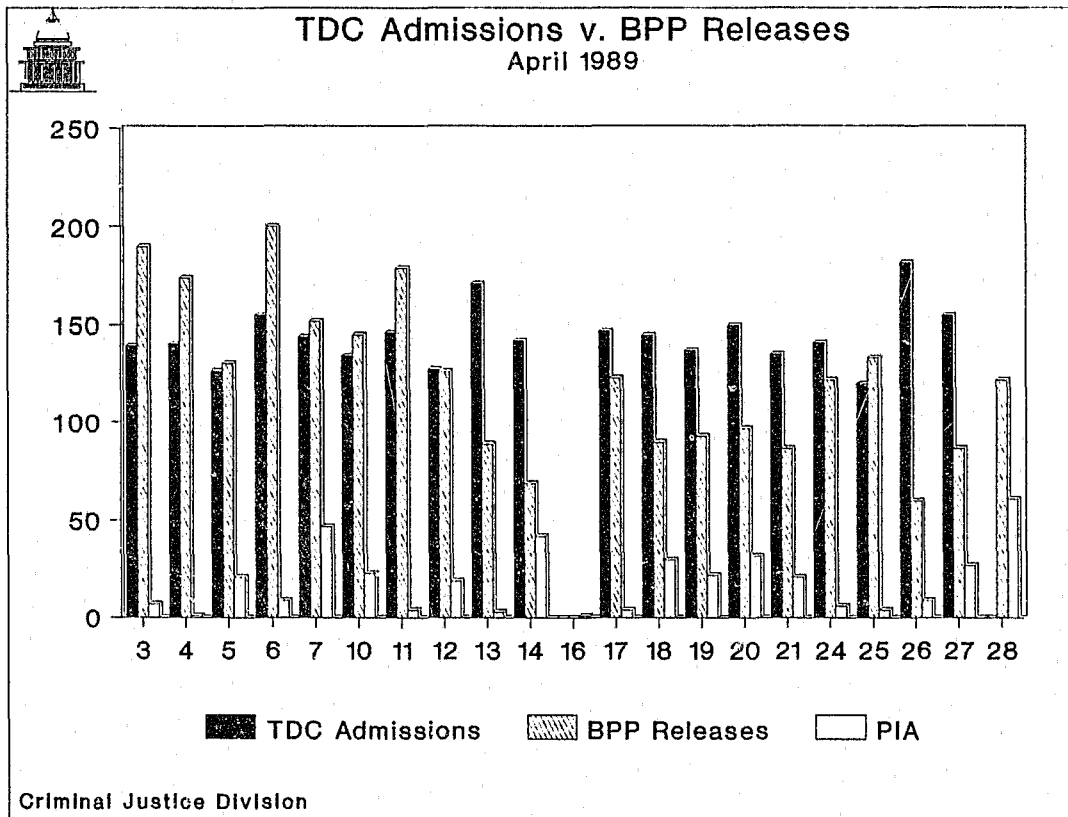
Governor Clements is committed to getting “more bang for the buck” out of our limited tax dollars. A new category of grant is specifically designed for the research and evaluation of criminal justice programs so that the validity and cost-effectiveness of different approaches to fighting crime can be assessed.

Research is key to testing new ideas and evaluating established programs. The 1989 Plan marks the first time that the Criminal Justice Division is directly funding criminal justice research projects by our universities. This new program area was tailored to bring experts from the criminal justice community into the mainstream of the criminal justice system. Colleges and universities can create evaluation models that can help us determine what strategies work best in the field.

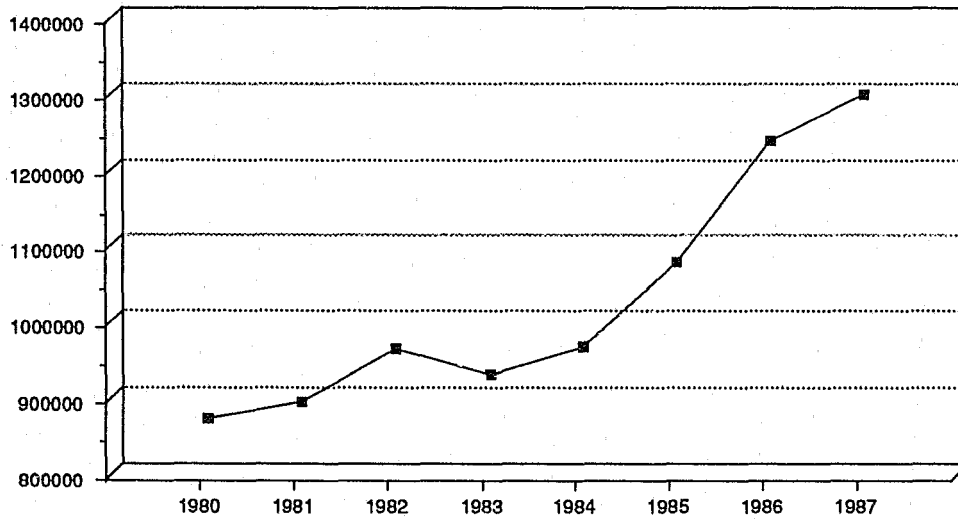
C. Technical Assistance Provided

Prison and Jail Population Dynamics

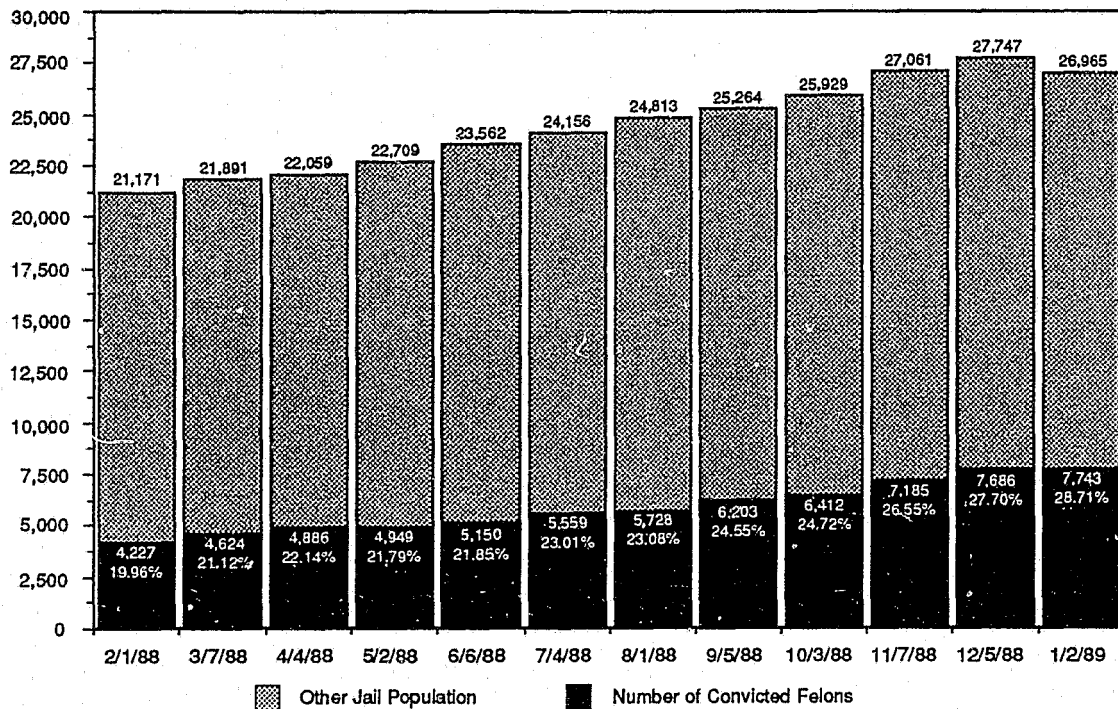
The Criminal Justice Division helps provide the background information necessary to find solutions to problems confronting our criminal justice system. The lack of adequate bedspace in the Texas Department of Corrections (TDC) makes accurate statistics on available state prison capacity and county jail populations vital. An important part of the work by CJD is the provision of up-to-date research and analysis on prison and jail population dynamics.



Total Index Crime Reported in Texas, 1980-1987



Statewide Jail Population and Convicted Felon Population *Jails with a Minimum Capacity of 100 (42)*



Every week CJD prepares illustrative graphs on paroles vs. admissions and the available pool of non-violent offenders in prison eligible for release consideration. These statistics are crucial for examining options for relieving state prison overcrowding. The capacity constraints have led to accelerated parole consideration of inmates to make room for incoming offenders. The average time served by most inmates released in 1987 was 12 months, less than one-fourth of their sentences, as compared with those released in 1982, who served over one-half of their sentences.

County jail populations are also closely tracked by the division. As of April 1989, there were 10,033 convicted felons in local facilities awaiting transfer to the Texas Department of Corrections, an increase of 103 percent from April 1988. Major metropolitan area facilities have felt the most severe effects of the prison bed shortfall. State prisoners account for significant percentages of the total population in the Dallas, Travis and Harris county jails. Smaller counties have not avoided the crunch and are also feeling the ill effects of depleted prison space.

CJD staff contributions to the Governor's *Prison Financing and Construction Plan* helped provide the framework for current TDC expansion by citing the immediate need for additional capacity. The four-year plan calls for the addition of almost 20,000 prison beds, as well as innovative options for financing the construction in tough economic times. Last summer, the division prepared the *Capital Construction Update* to review and evaluate the status of prison construction.

The Criminal Justice Division was also involved in coordinating the competitive bidding process for the renovation and operation of the old Bexar County jail at the request of the Legislative Budget Board. Wackenhut Services was awarded a contract to make the old Bexar County jail a first-of-its-kind unit for 460 parole violators. The renovation proposal was part of the state's six-point plan to ease county jail overcrowding.

Analysis of Crime in Texas

Before preparing the annual criminal justice plan for Texas, the Criminal Justice Division undertakes an examination of the crime problem in the state. The charts and tables in *Goals and Strategies* provide a concise picture of the recent developments in the crime problem in Texas. Sections deal with the historical perspective of crime in Texas, the percentage of crime cleared, the court dockets, probation and trends and causes.

CJD also provides additional funding for the Uniform Crime Reporting Bureau at the Texas Department of Public Safety, which collects statistics on the major crimes reported to 800 law enforcement agencies across the state.

In addition to providing technical assistance on prison and jail population dynamics and analysis of crime in Texas, the division prepares a number of program documents for the federal funds administered by the division. Notable examples are the report to the the U.S. Office of Juvenile Justice and Delinquency Prevention for the Juvenile Justice and Delinquency Prevention Act and the annual program briefing summary prepared on the regulations for the Victims of Crime Act.

II. HISTORY AND MISSION

A. The Beginning of the Criminal Justice Division

In response to dramatic increases in street crime during the 1960's, Congress passed the Crime Control and Safe Streets Act of 1968 to provide local and state criminal justice agencies with financial resources to combat the alarming trend. As part of the Act, the Law Enforcement Assistance Administration (LEAA) was created and charged with allocating resources to the states.

LEAA was based on the "seed money" concept and required that the units of government eventually assume all costs after a reasonable period of time. In Texas, the Criminal Justice Division (CJD) of the Governor's Office was designated to develop and administer the funds allocated here under the 1968 Act. Six years later, in 1974, CJD was given the additional responsibilities of administering funds under the newly created Juvenile Justice and Delinquency Prevention Act and ensuring the compliance of the State of Texas with the provisions of the Act.

In 1980, Congress acted to decrease overall federal spending by eliminating LEAA funding. Rather than see progress in improving criminal justice fall by the wayside, Governor Clements engineered creation of the Criminal Justice Planning Fund in the 67th Legislature. The Fund is supported by a special fee assessed in misdemeanor and felony court cases. CJD was designated by the Legislature to administer the Criminal Justice Planning Fund.

In 1981, the Crime Stoppers Advisory Council was created within the Criminal Justice Division to promote and develop Crime Stoppers operations throughout Texas. In 1985, a portion of the fund was dedicated to supporting the Crime Stoppers program.

Justice Assistance Act and Victims of Crime Act funds were added to CJD's administrative portfolio in 1985. 1986 saw passage in Congress of the Reagan Administration supported Anti-Drug Abuse Act. Funds from this ambitious program are being administered by the Criminal Justice Division of the Governor's Office.

Today CJD employs a seasoned professional staff made up of experts in the operation of the state criminal justice system and the rules and regulations mandated by Congress for federal criminal justice grant programs. Many staff members first made a commitment to the improvement of the state's response to crime under the LEAA program, and professionals who developed distinguished careers in state and federal law enforcement, probation and parole, and prosecution are now devoting their expertise to the Governor's Criminal Justice Division.

Since its creation, CJD has provided over \$500 million in state and federal funds for over 12,000 local and statewide programs. Through its continuing assistance and development of new program areas and anti-crime strategies, the Criminal Justice Division makes a significant impact on all aspects of the state's criminal and juvenile justice systems.

B. The "Seed Money" Concept

The Criminal Justice Division is committed to the development of innovative approaches to crime reduction. Funds are not distributed to supplant state or local budgets or to subsidize basic criminal justice services. Additional patrol officers are considered to be the financial responsibility of the local county or city taxing authority.

This emphasis on using a special fund to nurture innovative ideas and test new programs that show the greatest potential for increasing the efficiency of the criminal and juvenile justice systems is unique in state government. Current problem areas are extensively researched to determine how to most positively extend the reach of criminal justice programs with the limited funds available.

Illustrative examples of the productive uses of CJD funds include the establishment of a community crime prevention program with a designated law enforcement officer providing support for Neighborhood Watch activities and offering advice on home and business security measures, the development of law enforcement and prosecution task forces to target specific segments of the crime problem, and the dedication of resources to the special needs of juveniles.

Funds available from the Criminal Justice Planning Fund are on a five-year-assumption-of-costs basis for the majority of projects. (Law enforcement academies and regional coordination of criminal justice programs are notable exceptions to this rule.) The local unit of government is required to match the state grant amount as follows:

<u>Year</u>	<u>Grantee Match</u>
1	None
2	20%
3	40%
4	60%
5	80%

The five-year-assumption-of-costs cycle has the dual benefit of providing a built-in mechanism of phasing out projects that have not earned local community support while allowing local jurisdictions to gradually absorb the costs of successful projects into local budgets with a minimum of disruption. Most of the projects initiated with CJD support are integrated into local government budgets and continue operating after grant funding expires.

The dynamics of modern society are becoming increasingly complex. The criminal element has become more sophisticated in today's world of satellite communications and microchip technology. The provision of start-up costs for innovative programs and the technical guidance provided by CJD ensure that the criminal justice system in Texas is able to answer the challenge. The "seed money" concept allows the use of research to supplement tradition and professional judgement, provides for the development of new strategies and the targeting of goals, and tracks results to evaluate the effectiveness of anti-crime programs.

C. Description of Funding Sources

THE STATE CRIMINAL JUSTICE PLANNING FUND (Fund 421) was created in 1981 by the 67th Legislature in order to continue the activities begun under the Omnibus Crime Control Act of 1968. The statewide Criminal Justice Assistance Program is supported by special court fees assessed for misdemeanor or felony convictions. By statute, the money is used to continue state and local criminal justice improvement projects and to encourage the development of innovative systematic approaches to crime reduction. CJD is responsible for developing and coordinating the state's criminal and juvenile justice programs. Eligible applicants for these funds include local general purpose governments (or combinations thereof), state agencies, regional councils of governments, independent school districts, regional educational service centers, cities and counties. Once grants are awarded, they are monitored, evaluated and audited by CJD. Continuation funding for existing CJD-funded projects is available beyond the first year of funding if the project fulfills certain requirements. Continuation funding may be provided only at the ratio of CJD funds to local cash contribution authorized by the CJD rules.

THE FEDERAL JUVENILE JUSTICE AND DELINQUENCY PREVENTION ACT (JJDP) is administered by the Criminal Justice Division and the state Juvenile Justice and Delinquency Prevention Board appointed by the Governor. To qualify for funds, CJD submits a plan and application to the Office of Juvenile Justice and Delinquency Prevention, U.S. Department of Justice. The plan describes how Texas will comply with federal mandates, including removal of juvenile status offenders from secure facilities and removal of juveniles from adult jails. Two-thirds of the federal formula grant funds received by Texas must be spent by units of local general-purpose government or combinations of such governments. The remaining one-third of the federal funds may be spent for statewide projects, administered by state agencies or private nonprofit corporations. All funds spent for local projects are used by juvenile courts and probation departments to purchase services for juvenile offenders, such as emergency shelter, psychological testing, counseling, residential placement and secure detention in regional facilities as an alternative to adult jails. Funds spent for statewide projects are used for services such as drug abuse prevention, a toll-free telephone hotline for runaways, and training for teachers and juvenile justice personnel.

THE FEDERAL JUSTICE ASSISTANCE ACT (JAA) is intended to assist states and local governments in carrying out programs that offer a high probability of improving the functioning of the criminal justice system, with special emphasis on violent crime and serious offenders. The Criminal Justice Division is charged with the responsibility of awarding and administering JAA grants. JAA projects are more restrictive than most CJD grants because they require more specific program characteristics. Grants submitted by local units of government and state agencies are subject to the Justice Assistance Act continuation funding regulation, which stipulates that there is a four-year maximum allowable period of funding on JAA projects. All

new projects require a local match of 50 percent of the total project budget. Projects requesting funds to enhance an existing program may use current expenditures as match.

THE VICTIMS OF CRIME ACT OF 1984 (VOCA) allocates funds to each state to implement a Crime Victim Assistance Program. The VOCA program is implemented through a process of grants to eligible recipients who operate projects that provide services directly to victims of crime. This assistance must directly address the consequences of the crime and does not include monetary compensation or financial assistance. VOCA funds are intended to be used in a manner that enhances the kinds of services currently available to victims, stimulates new services in areas where few or no victim services exist, discourages duplicative victim services while fostering interagency collaboration, and encourages local commitment for future funding for new or expanded services. Generally, a victim assistance or victim witness project is a separate, self-contained unit established exclusively to provide services directly to crime victims. Volunteers are usually required to participate in service assistance programs, and an emphasis is placed on assisting victims at the earliest possible stage following a crime. New programs require that 50 percent of the total budget be provided in the form of cash match. Expansion or continuation of existing programs requires a 25 percent match in cash and/or in-kind contributions.

THE FEDERAL ANTI-DRUG ABUSE ACT OF 1986 makes funds available for enhanced drug law enforcement. The Texas Narcotics Control Program has been developed from this funding source. The program requires each state to develop a statewide drug strategy as a comprehensive blueprint for drug control efforts. Funds under this program are intended to support broad-based, strategic programs to combat the growing drug problem in Texas. Specific emphasis is placed on apprehension, prosecution, adjudication, and identification at the time of detention of drug offenders for rehabilitation. Only those projects designed for the purpose of enforcing state and local laws that establish offenses similar to those set out in the Controlled Substances Act (21 U.S.C. 801 et seq.) are eligible for grant funding. Such projects must conform to the authorized program areas specified in the statewide strategy. Additionally, to be eligible, each project must be operated by a state agency, local unit of government, or a combination thereof and demonstrate that it will carry out Congressional intent, which is to ensure that the federal assistance provided is coordinated and integrated with state and local drug enforcement efforts and that the maximum impact on the drug abuse problem in the state is achieved.

THE CRIME STOPPERS ASSISTANCE PROGRAM (Fund 469) consists of funds allocated by the 69th and 70th Legislatures to special funding for local Crime Stoppers programs. Grants from this source of funds are restricted to training, promotional and publicity materials, equipment, and innovative concepts, such as regional projects involving several local programs or joint fundraising or promotional campaigns. All rewards for Crime Stoppers tips are raised on the local level.

III. THE PROGRAMS

A. Strategies to Fight Crime

Both criminal justice and juvenile justice agencies are eligible for a comprehensive range of CJD-funded projects. Programs range from dropout prevention to law enforcement training; from crime prevention to incarceration; from drug "sting" operations to computer technology; from crime laboratories to research projects; and from victim services to rehabilitation of offenders. Every city and county in Texas benefits from grants for such projects. The following is an overview of programs funded in 1987 and 1988 with state and federal funds, with examples of performance measures used to track the progress of each type of grant.

Crime Prevention, Community Relations and Citizen Involvement

Primary emphasis under this program is on combining efforts of concerned private citizens and law enforcement agencies. Projects increase a community's ability to prevent crime by equipping citizens with knowledge of self-protection techniques. Examples of performance measures are the number of commercial and residential security surveys made, number of elderly escort services provided, and number of persons trained.

Victim Assistance

Crisis intervention, follow-up counseling, and emergency shelter projects are set in a number of environments, including police departments, prosecutors' offices and private non-profit associations, such as womens' centers. Examples of performance measures are the number of victims provided with information regarding legal rights and remedies, number of victims provided with child care during visits to the hospital or police headquarters, and number of victims pro-

vided with assistance in securing state victim compensation program benefits.

Multi-Purpose Crime Prevention/Law Enforcement Programs

Special units with dual program responsibilities, such as crime prevention/major crime investigation or crime prevention/juvenile officer, enable smaller communities to address the specific needs in their areas. (This category of grant was reclassified in the special law enforcement units or juvenile officer projects program areas, depending on the program emphasis, for the 1989 plan.)

Child Abuse Prevention and Intervention

This program supports projects that alleviate the suffering and trauma of victims of child abuse and that reduce the incidence of child abuse through prevention and intervention activities. Examples of performance measures are the number of child abuse cases reported to law enforcement authorities, number of child abuse cases prosecuted, and

number of hours of professional counseling provided to child victims and their families.

Law Enforcement Training and Education

This program provides continuing education and training for law enforcement officers in crime investigation, apprehension of criminals, and legal procedures. Examples of performance measures are the number of courses offered, number of officers attending courses, and training costs per contact hour.

Multi-Agency Law Enforcement Units

Organized crime control and special narcotics units are funded statewide to provide a coordinated and sophisticated law enforcement response to structured criminal organizations. Examples of performance measures are the value of assets seized, number of felony arrests resulting from unit efforts, and amount of controlled substances confiscated.

Special Law Enforcement Units and Programs

This program is designed to increase the ability of law enforcement agencies to focus on major crimes, including distribution of controlled substances and major thefts. Examples of performance measures are the number of rewards paid, dollar value of stolen property recovered, and dollar value of narcotics seized.

Alternative Education Projects for Juveniles

Keeping disruptive or at-risk students in school and providing educational services to juveniles in detention facilities so that they

may return to regular school programs help reduce the incidence of dropping out and further delinquent behavior. Examples of performance measures are the number of students assigned to alternative classrooms, number of students successfully completing the program, and number of students assisted with summer employment.

Juvenile Law Enforcement Officer Projects

The objective is to improve the ability of cities and counties to deal with juvenile crime through special juvenile law enforcement units, especially units designated to identify and apprehend repeat offenders. Examples of performance measures are the number of juvenile offenses investigated, number of juveniles taken into custody, and number of cases filed in juvenile court.

Purchase of Juvenile Services

These grants are designed to enable juvenile courts and probation departments to comply with the federal Juvenile Justice and Delinquency Prevention Act. Funds are used to purchase supervision and services such as emergency shelter, detention in regional facilities, and individual/family crisis counseling. Examples of performance measures are the number of juveniles diverted or removed from adult jails in compliance with the federal JJDP Act, number of runaways and truants diverted or removed from secure facilities, and types of residential/nonresidential services purchased in the private sector.

State Agency Juvenile Services

Statewide needs addressed by this type of grant include a toll-free telephone hotline for runaways and a statewide drug abuse

education and prevention program. Examples of performance measures are the total messages relayed to parents and the number of drug abuse prevention programs presented to schools and civic organizations.

Juvenile Corrections Projects for Serious and Repeat Offenders

Special facilities provide direct supervision and rehabilitation of serious and repeat offenders who have been adjudicated and placed by the juvenile court. Intensive supervision, electronic monitoring, and drug testing are examples of eligible project activities. Examples of performance measures are the total number of juveniles placed in the project and comparison of arrest rates during the twelve months preceding participation in the project with those during the twelve months following participation in the project.

Replication of Model Juvenile Justice Projects

Funding is made available to projects that have been proven effective, such as Project DARE (Drug Abuse Resistance Education), restitution projects modeled after federal exemplary projects, and design and construction of regional detention facilities to enable counties to remove juveniles from adult jails. Examples of performance measures are the number of peace officers certified to provide the 17-week project DARE curriculum, number of juveniles ordered to make restitution, and total dollars of restitution paid to victims.

Prosecution and Criminal Defense Training

This program provides funding for training associated with both prosecution

and criminal defense. The efficiency of the state's court system is enhanced by eliminating many of the impediments to fair and speedy trials. Examples of performance measures are the types of training programs offered and number of individuals receiving training

Prosecution

Types of projects include career criminal prosecution, improved prosecution management support systems, and special prosecution units that focus on specific crimes such as narcotics offenses. Examples of performance measures are the number of career or repeat offenders identified, number of convictions obtained, and number of years to which offenders were sentenced.

Judiciary

Funds are provided to increase the efficiency of judicial administration, to assist state and local courts in reducing trial delays and the backlog of pending cases, and to establish pretrial release and night magistrate projects. Examples of performance measures are the number of active and retired judges assigned within the judicial district, number of days served by such judges, and number of persons in jail awaiting trial at the beginning and at the end of the reporting period.

Training, Education, and Development of Correctional and Related Personnel

Training projects are designed for employees of both adult and juvenile correctional agencies. Examples of performance measures are the number of hours of pre-service and in-service training provided and the number of participants attending courses.

Community-Based Alternative Correctional Programs

Funds are used for projects such as alternatives to pretrial jailing and replication of model projects such as Treatment Alternatives to Street Crime. Examples of performance measures are the number of convicted offenders successfully completing alternative sentences, number of released defendants re-arrested, and estimated number of jail days saved thereby reducing jail overcrowding.

State Agency Correctional Programs

Modern management and treatment techniques are implemented in jails and state prisons through this program. Examples of performance measures are the number of jail inspections, number of technical assistance requests met, and number of inmate complaints resolved administratively.

Information Systems

Specialized computer applications are funded to improve an agency's crime-fighting ability. Examples of performance measures are the response time in computer-aided law enforcement dispatch projects and the number of court cases involving use of computer-assisted transcription.

Regional Coordination of Criminal Justice Programs

This program provides financial assistance to regional councils or associations of governments so that they may assist in the preparation of an annual criminal justice plan for use of CJD funds. Providing assistance to local grantees is a major part of this program. Funds are provided for personnel, travel to criminal justice planning meetings, and the costs of reproduction. Examples of perform-

ance measures are the number of technical assistance requests met, number of grant applications reviewed in TRACS (Texas Review and Comment System), and number of CJD-funded projects reviewed to ensure proper reporting of indicators of goal achievement.

The Program Alphabet

The following program codes are often used to identify CJD program areas:

- A01 Crime Prevention, Community Relations and Citizen Involvement
- A02 Victim Assistance Program
- A03 Child Abuse Prevention and Intervention
- B01 Law Enforcement Training and Education
- B02 Organized Crime Control Units
- B03 Special Law Enforcement Units and Programs
- C01 Alternative Programs for Juveniles
- C02 Juvenile Officer Projects
- C03 Purchase of Juvenile Services
- C04 State Agency Juvenile Services
- C05 Juvenile Corrections Programs for Serious and Repeat Offenders
- C06 Replication of Model Juvenile Justice Programs
- D01 Prosecution and Criminal Defense Training and Support Services
- D02 Prosecution
- D03 Judiciary
- E01 Training, Education and Development of Correctional and Related Personnel
- E02 Community-Based Alternative Programs
- E03 Correctional Detention Programs
- E04 State Agency Correctional Programs
- F01 Information Systems
- G01 Regional Coordination of Criminal Justice Programs

B. Programs by Funding Source Availability

The following chart illustrates what programs are eligible for funding under the available state and federal grant programs. A few projects have documented the need to be funded by more than one source of funds, but usually projects are limited to a single source of grant funds.

	421	JAA	VOCA	JJDP	Crime Stopper	Anti- Drug
A01	X	X				
A02	X	X	X			
A03	X	X				
B01	X					
B02	X	X				X
B03	X	X			X	X
C01	X					
C02	X					
C03				X		
C04	X	X		X		
C05	X					
C06	X	X				
D01	X					
D02	X	X				X
D03	X	X				X
E01	X			X		
E02	X	X				X
E03	X	X				
E04		X				
F01	X					
G01	X					
G02	X					
H01	X					X

IV. TWELVE EXEMPLARY PROJECTS

A. Criteria for Selecting Projects

Selecting twelve exemplary projects from the hundreds of excellent programs funded by the Criminal Justice Division is no easy task. The projects described on the next twelve pages were chosen because they represent a cross section of the valuable work that is being accomplished with CJD funds. Each program manager submitted recommendations on exemplary projects in his or her program area for inclusion in the report. A special committee used the following criteria as a basis for narrowing the list of exemplary projects down to twelve:

- The project demonstrates how CJD funds can be used as “seed money” for innovative approaches to criminal justice problems or provides an example of how police departments or other grantees are applying proven law enforcement techniques in special ways.
- The choice of projects represents the geographic diversity of CJD grantees. Grants help Texas communities, large and small, wage a vigorous assault on crime. Care was given to providing illustrations of how CJD funds are being used in both urban and rural areas. Although many cities and counties boast more than one excellent project in different program areas, the selection process restricted the choice of exemplary projects to one per geographic area. For example, the Tarrant County Rape Crisis Center and the Hurst-Euless-Bedford Independent School District “KEYS” (Keeping Eligible Youth in Schools) Program are both extremely successful projects, but the Tarrant County Narcotics and Intelligence Coordination Unit was chosen as a representative exemplary project from that area.
- The choice of projects represents the wide scope of CJD programs. State and federal criminal justice grants fund a great diversity of crime-fighting and crime prevention programs in Texas. Programs across the state bolster local law enforcement efforts, strengthen community crime prevention programs, aid crime victims and provide needed assistance to prosecutors.

One particular grantee of distinction was not included in this list. The Texas Department of Public Safety is the foundation for many of the crucial law enforcement activities that protect the state from the criminal element. Several grants provide DPS tools that save valuable time and help lead to the apprehension of more criminals. More than \$2 million is allocated to DPS for the maintenance of a sophisticated telecommunications system, the collection of statistics on crimes committed in the state, and the electronic surveillance of drug traffickers.

Strategy Leads to Success for Tarrant County Narcotics Intelligence and Coordination Unit

The state's most effective narcotics strike force employs a computer to efficiently manage the resources of 39 participating jurisdictions

Components of the criminal justice community across Texas, from undercover police officers to district attorneys, are synchronizing their efforts toward a common goal: Putting illegal drug dealers out of business.

The Tarrant County Narcotics Intelligence and Coordination Unit of the Texas Narcotics Control Program is a prime example of this powerful new offensive being launched in the war on drugs in the state.

The Tarrant County area project serves as a model program because of the scope of the cooperation between agencies. The adjacent counties of Johnson and Parker are participating, as well as 37 cities within Tarrant County itself. Over one million people live in the service area.

The project establishes a neutral narcotics coordination and intelligence office to assist every law enforcement agency in the area and provide integration with the prosecution function. The Tarrant County district attorney's office is the lead agency, overseeing the narcotics intelligence office, a legal re-

view and major drug offender prosecution team, and an asset-seizure team. A key element in a project so large is the central computer system, which will monitor all surveillance operations so that duplication of efforts can be avoided. The computer will also be used to track the offender through the judicial system.

Over 2,200 drug investigations have been initiated, and 1,038 cases have been filed to date. The Tarrant County project has had impressive results all the way from ap-

prehending drug users to obtaining stiff sentences for drug dealers. In addition to the seizure of large quantities of drugs, the unit has conducted several reverse sting operations at known crack houses where the officers posed as drug dealers to

nab the suspects who flocked to the houses to buy the drug. During the sting pictured here, 32 people were arrested in three hours.

At the other end of the criminal justice system's battle against drugs, prosecutors working for the task force garnered some appropriate sentences for three repeat offenders in separate cases: One defendant was sentenced to life imprisonment, another received a sentence of 50 years with a \$75,000 fine, and a third defendant was slapped with a 30-year sentence and a \$25,000 fine.



Photo by Jerry W. Hoefer of the Ft. Worth Star-Telegram

A window in a door used for purchases of crack shows officers arresting a suspect during a successful reverse sting operation.

Alamo Area Task Force Takes Down Lab That Used Unique Volatile Process to Make Speed

Never before in the history of the San Antonio metropolitan area have so many agencies joined together in a unified effort to combat drugs

The enemy has not been sleeping while law enforcement agencies have led the attack against illicit drugs. Drug traffickers are constantly looking for more efficient ways to bring their deadly products to market. The Alamo Area Narcotics Trafficking Task Force of the Texas Narcotics Control Program (TNCP) was responsible for confirming an alarming new development in the war on drugs in Texas.

The Alamo area task force seized one of the first methamphetamine (speed) labs in the state to use the "ephedrine" process. This type of lab is unique because of the use of the extremely volatile red phosphorus in the manufacturing process. Unlike most methods for cooking speed, this process is odorless and therefore very difficult to detect. Since red phosphorus is so dangerous

to use, the discovery of this drug lab in the garage of a Bexar County home was a serious event.

Agencies in three counties and 15 cities, including San Antonio, dedicate their combined resources, equipment and personnel to the task force operation. Teams are formed between and within agencies to conduct undercover operations, and close coordination with federal and state agencies is stressed. The program works closely with special district courts in Comal and Bexar Counties that have been formed to adjudicate drug offenders.

The National Drug Policy Board has identified San Antonio as one of the top 11 narcotics distribution centers in the nation. With illegal drug trafficking at an all-time high in San Antonio and South Texas, the Alamo area TNCP project has demonstrated a total and complete commitment to combating the narcotics dealers who operate in the area.

Drug dealers profit at the terrible expense of others. TNCP task forces are holding them accountable.

Recent TNCP Drug Seizures

- The West Texas Multi-County Narcotics Trafficking Task Force in El Paso confiscated 14 AK-47 semi-automatic rifles manufactured in Communist China, along with 14 bayonets, 3,000 rounds of ammunition, and \$14,000 in cash. These weapons were to be traded for drugs in Mexico.
- Armed with 175 grand jury indictments, over 120 law officers rounded up dozens of drug suspects after an investigation by the Permian Basin Drug Task Force. The 14-county investigation was the first of its kind in West Texas.
- A cougar was part of the security arrangements which included the latest high-tech surveillance equipment at a clandestine lab where the East Texas Narcotics Trafficking Task Force confiscated \$5 million worth of methamphetamine.
- The largest undercover drug operation ever conducted in Williamson County netted 11 vehicles and 62 counts of drug trafficking against 45 individuals. Targeted in the operation were "visible, blatant street dealers," said Lt. Dick Jennings, commander of the Austin Anti-Drug Abuse Task Force, who helped coordinate the task force operation.
- The McAllen Narcotics Trafficking Task Force seized 2,406 pounds of cocaine located in a temporary storage unit in McAllen. The value of the cocaine was estimated to be \$35 million.

Crime Stoppers of Houston Most Productive Program in the U.S. for Six Consecutive Years

Crime Stoppers of Houston, Inc., set records with 1,213 cases solved and over \$24 million in stolen property and narcotics recovered in 1987-88

Crime Stoppers of Houston is the most successful program of over 700 Crime Stoppers programs worldwide. On the average, seven felony suspects are arrested daily because of tips to the Houston hotline. A tip last year that led to the seizure of 10 kilos of cocaine pushed the total value of narcotics confiscated as a result of information supplied to Crime Stoppers beyond \$100 million. The Houston fugitive "Wanted Ads" lead to the apprehension of 50 percent of the defendants pictured in the tabloid each month.

Private citizens, the media and law enforcement agencies form a working partnership in a Crime Stoppers program. Easily recalled telephone numbers are set up to receive information that can lead to cash rewards for anonymous callers. The media regularly help publicize the details of unsolved cases.

When Governor Clements formed the Crime Stoppers Advisory Board during his first term, there were only 43 local programs. Now Texas boasts 191 Crime Stoppers programs — more than any other state. Local programs help solve an average of one crime every 28 minutes.

Crime Stoppers of Houston again took

top honors at the Crime Stoppers International Conference, this year capturing all three productivity awards for populations of one million or more. Dallas earned two productivity awards in its population category, and Killeen was honored for the fourth consecutive year. In addition, volunteer Leroy J. Wormley, Jr., of Austin was named International Crime Stopper of the Year.

Humorous elements have cropped up in the Houston program:

- An informant in Houston recently nailed a fugitive — literally. The tipster waited until his roommate, wanted on burglary and robbery charges, passed out from drug use. He then nailed the windows and doors of their apartment shut and called Crime Stoppers. Perhaps he used the reward money

to take out an ad for a new roommate.

- Two fugitives featured in the first "Wanted Ads" decided it was too much trouble to avoid arrest with their pictures everywhere. So they turned themselves in after the paper had been on the convenience store racks only a few days.

- The Houston actors who volunteer to help nab criminals by re-enacting crimes on the televised "Crime of the Week" are being mistaken for the real crooks. One actor lost a date because his girlfriend's parents thought he was a rapist.

Effective Crime Stoppers programs such as the one in Houston are drawing the line on crime in communities across Texas.



San Angelo Drug Abuse Resistance Education Project Dares to Keep Texas Kids Off Drugs

San Angelo program organizes DARE certification training for 26 police officers from 17 Texas cities that saves \$1,000 in costs per officer

Drug Abuse Resistance Education (DARE) represents a unique cooperative effort between police departments and school districts. Uniformed police officers are trained to teach a comprehensive 17-week curriculum to fifth and sixth graders. Created by the Los Angeles Police Department and the Los Angeles Independent School District in 1983, the DARE program has been replicated in 618 cities in 37 states and in Australia and New Zealand.

A number of jurisdictions in Texas are implementing the DARE curriculum. The San Angelo program started with the 1987-88 school year. Two officers are now covering all of the fifth grade classrooms in the San Angelo Independent School District.

A CJD grant funded a DARE training academy in San Angelo last May. Officers from the Los Angeles Police Department who teach the 80-hour class were flown in to San Angelo to provide the DARE training needed for certification. The total cost per police officer trained was \$900. Most police departments

in Texas send their officers to Los Angeles to be trained, at a cost of \$1,900 to \$2,500 each.

The DARE program goes beyond telling children "just say no." Research has pointed out that many children turn to smoking, drinking and abusing illegal drugs because they think it makes them look grown-up. DARE teaches students what really being grown-up means: not giving in to peer pressure, making your own decisions and learning to cope with life's problems in positive ways. All activities are designed to encourage student participation and response and help the children apply the skills they are learning.

The bottom line is that DARE works. Police officers are cited as having a credibility as drug prevention instructors that is unmatched by regular classroom teachers. Studies have proven that participation in the program results in a significant change in attitudes about substance abuse for both children and their parents. Because of the emphasis on building the children's self-esteem, the program has been shown to in-

crease students' grades and improve their work habits. The children also develop healthy relationships with police officers as role models, and ties between the police and the community are strengthened.



DARE instructor from the L.A.P.D. speaks to Texas police officers during the CJD-sponsored training held May 16-27 in San Angelo.

Innovative Victoria Crime Prevention Project Helps Cut 1987-88 Crime Rate by Six Percent

Outstanding community support and participation earn the Victoria project recognition as the best crime prevention unit in 1987 for its size

When the people in Victoria decide to reach a goal, they take action. The citizens decided it was time to reverse the trend in their city toward more crime. So the community and the police developed a proactive strategy to prevent crime in Victoria and set specific goals of reduced levels of crime based on computer projections.

See the graph below for an indication of how the program is working.

The broad-based Victoria Crime Prevention Commission oversees the activities of five zone committees that are responsible for designated areas of the city. The levels of commitment to the project demonstrated by the city administration, the police department, community leaders, the media, and the private sector are extremely high. The enthusiastic total community involvement is almost without parallel among CJD grantees.

A number of innovative programs developed under the grant have been immensely successful:

- The "alarm dog" program works with the Humane Society to place small watch dogs with the elderly and the handicapped. Small

dogs are used because they are easier to care for and are more difficult for intruders to catch and keep quiet.

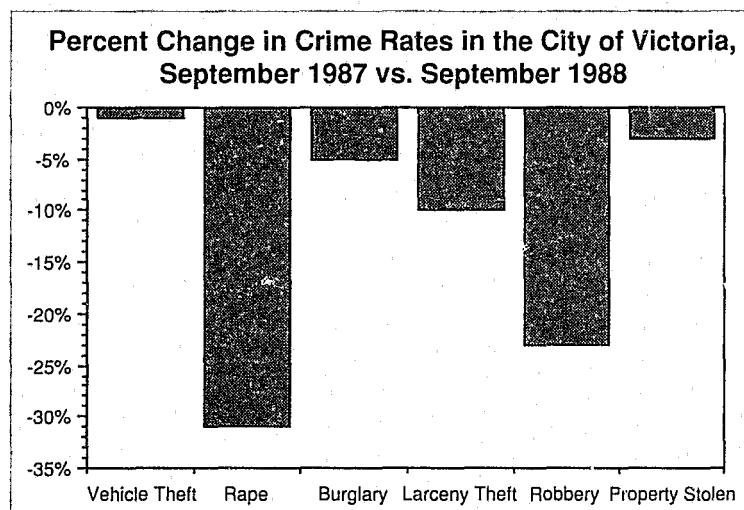
- The "panic alarm" program developed an inexpensive portable alarm that emits a sound similar to most home burglar alarms. The neighbors of people supplied with alarms, such as women who live alone and the elderly, are instructed to call 911 when they hear the alarm.

- The "Eyes of Victorians" program teaches sales and service people who travel in neighborhoods to serve as the eyes and ears of the police.

This model crime prevention program has remained flexible in addressing the needs of the community. Approaches that do not work as expected are modified or discarded. The Victoria Crime Prevention Commission has been honored by the Texas Crime Prevention Association and was the subject of articles in the *Texas Police Journal*.

CJD funded over 100 crime prevention projects over the past two years. No discussion of the program successes would be complete without mentioning the Bryan Po-

lice project. This project created CRIMEBYTE, the first public safety computer bulletin board in Texas and the second in the nation, and placed a McGruff Crime Dog puppet in almost every school classroom in Bryan.



Rural Crime Prevention Addressed by South Plains Association of Governments Program

Regional crime prevention grant has provided 265,902 contact hours of crime prevention training in the counties around Lubbock

Living in a rural area has many advantages. One of these advantages traditionally has been a lower crime rate than that of metropolitan areas. However, criminals see the advantages of rural life as well. Isolated, unprotected neighborhoods can provide easy targets for the experienced burglar, and drug dealers are looking for new territories to conquer.

Crime prevention and citizen involvement are the best ways to thwart the criminal element. Knowledge of how to prevent criminal activity and drug abuse from occurring is essential when a small police force has to cover a large sparsely populated area.

Knowledge is what is provided by the South Plains Association of Governments Regional Crime Prevention Program. Lubbock, with its high crime rate, is the hub of the 14-county South Plains region. The Association of Governments contracts with the trained crime prevention officers of the Lubbock Police Department to provide programs for the outlying areas in their off-duty time.

The officers teach citizens in areas without a crime prevention program how to se-

cure their homes and be observant of suspicious activity. Presentations are made to civic clubs, senior citizen centers and businesses. Home and business security checks are also provided. Special programs designed to prevent drug abuse and child abuse have been very well received in area schools.

The requests for programs increase each year. Over 80 presentations were made in the first nine months of 1988.



This project is just one example of the valuable work done by regional associations and councils of governments. A number of other area councils also provide for the efficient allocation of available resources with regional crime prevention programs similar to that of the South Plains regional council project.

Needed law enforcement academies are often sponsored by regional associations and councils of governments in Texas. A particularly outstanding example is the North Central Texas Council of Governments Regional Academy.

Criminal justice coordinators at the regional councils also assist the local Criminal Justice Advisory Boards with the grant priority process. This is a crucial part of the grant allocation process for the state Criminal Justice Planning Fund and the federal Juvenile Justice and Delinquency Prevention Act.

Austin Police Department's Victim Services Offer Crisis Intervention at Scene of Crime

Program answers victims' needs by initiating counseling services minutes after a crime at the request of the investigating police officer

Being the victim of a violent crime is devastating. The trauma of the event can be compounded by being revictimized by an unresponsive criminal justice system. There is a great need for victim services that focus on the human aspect of the crime statistics.

The Criminal Justice Division funds victim assistance programs that offer crisis intervention, counseling, court-related services, emergency shelter and clothing, and assistance in securing property return and in obtaining benefits under the crime victim compensation program. Projects range from victim units in prosecutors' offices to rape crisis centers and family violence shelters.

Austin has made an extraordinary commitment to addressing victims' needs by implementing the Victim Services Division at the Austin Police Department. The program is able to provide immediate assistance to victims and helps sensitize the law enforcement process to the problems of victims by virtue of its location. The following spe-

cial services are available to assist in a wide variety of situations:

- *Officer Referrals:* Both patrol officers at the scene of a crime and investigators at the station can request victim assistance at any stage of the case.

- *The Crisis Team:* A team leader and a community volunteer follow up on police radio calls to assist victims in distress seven nights a week.

- *24-Hour Emergency Call:* The Victim Services staff is on call 24 hours a day to assist officers in emergencies such as homicides, rapes, suicides and suicide attempts, hostage situations, and child sexual abuse.

- *The Battered Women Program:* Victim Services attempts to intervene in the early stages of family violence to prevent escalation in the future.

- *Specialized Sexual and Physical Abuse Unit:* The special needs of clients

under 17 years of age who have been abused or are abusers are addressed by this program.

In addition, the Austin project provides training and public awareness programs and works closely with other victim organizations to coordinate activities in order to offer the most effective service possible.

Victim Assistance Goals

The objectives of CJD's victim assistance program are:

- 1). To increase the commitment of state and local government to do all that is possible to assist victims of crime;
- 2). To increase the range and availability of services for victims of crime;
- 3). To expand the victim's opportunity to participate at all critical stages of the criminal justice process, and to ensure consideration of the impact of the crime upon the victim in all major criminal justice decisions; and
- 4). To increase coordination and networking of all appropriate agencies, organizations, and groups providing services to victims of crime in order to develop an integrated community system of victim services.

Midland Career Offender Unit Identifies and Aggressively Prosecutes Hardened Criminals

In the past year, 90 offenders who have chosen crime as their career have been sentenced to 1,676 total years in prison

It has been documented that at least 80 percent of all criminal cases are generated by 20 percent of the offenders. Targeting these career offenders for swift and effective prosecution may be the best strategy both for reducing the crime rate and ultimately easing prison overcrowding.

The objective of the Midland Career Offender Unit is to focus a special prosecution effort on career and habitual criminals, deprive these defendants of the fruits of their illegal activities, and obtain the maximum sentences allowable under state law.

The project involves working directly with the intelligence and investigative divisions of area law enforcement agencies to identify defendants who are making crime their career. The unit coordinates activities with the prosecuting attorney offices in other jurisdictions if it is discovered that a targeted suspect is operating in those jurisdictions. The prosecutor assigned to the unit is cross-designated as a special U.S. Attorney to prosecute cases that fall into federal jurisdiction and that may not otherwise be prosecuted.

Since the career criminal often operates over a large area, successful career offender units often help reduce criminal activity far


beyond the jurisdiction of the unit.

The Criminal Justice Division supports the vital prosecution function of the criminal justice system through 57 grants to individual prosecutors' offices across the state. Other specialized criminal prosecution projects include narcotics units that focus on putting drug traffickers behind bars and screening units that help increase case management efficiency.

Other aspects of the adjudication process are also bolstered by CJD grants. Providing a wide range of training opportunities for prosecutors, judges and defense attorneys and offering technical assistance to criminal justice professionals throughout the state help ensure a fair and speedy trial for both criminal and juvenile cases.

The Administrative Presiding Judges Assistance Project promotes the expeditious disposition of cases in the district courts by providing staff support for the assignment of visiting judges and the transfer of cases. CJD also funds the Judicial Conduct Task Force of the State Commission on Judicial Conduct.

Texas corrections also receive crucial grant assistance. Examples of projects funded include education programs for correctional personnel, such as the Texas Probation Training Academy at Sam Houston State University, and needed statewide rehabilitative services such as those provided by Parents Anonymous of Texas, Inc.



Galveston Child Abuse Unit Helps the Police Investigate Abuse and Counsel Child Victims

Special investigative capabilities provided by a CJD grant allowed the Galveston Police Department to fully investigate 448 cases of abuse

Enforcer. Counselor. Negotiator. Teacher. Expert. These are just a few of the roles that we expect our police officers to fill. Because of limited resources, many police departments have a difficult time adequately addressing every area of need in their communities.

The Criminal Justice Division has several program areas that help local law enforcement agencies deal with specific problems of concern. Vital assistance is provided by child abuse prevention and intervention projects, such as the City of Galveston Child Abuse Investigation Unit.

The emphasis is placed on reducing the suffering and trauma of victims of child abuse and the incidence of child abuse through prevention and intervention activities. The Galveston project not only enhances the ability of the police department to investigate reported cases of child abuse, but also provides the child victim with supportive services such as short-term counseling and accompaniment to hospitals and prosecutors' offices. Helping the child is the top priority of the unit.

Other CJD grant programs provide spe-

cial investigative units to target specific crime areas. Examples include local dangerous drug control, major thefts, and career criminals. Juvenile officers are assigned to deal with the unique problems caused by under-age offenders.

Organized crime control units help develop successful cases against criminal violations that require time-consuming investigative techniques and coordination among agencies.

CJD funds are used to set up special projects such as undercover stolen property sting operations. Successful stings pay off in a big way. One "customer" at a sting in Austin this spring insisted on selling a pickup truck to the officers, although they offered him only \$10 for it. The officers later recovered a stolen \$8,600 check from the truck.

The continuing education and training of law enforcement officers are important to ensure that they have the skills and knowledge needed to investigate crimes, apprehend criminals, and adhere to established legal procedures. Grants answer the full range of training needs, from basic certification to specialized advanced training.

Law enforcement officers do not have an easy task. CJD helps make their burden lighter by providing additional funding for training and special investigations.



Police Data Management System Saves Time While Improving Report Accuracy in Mexia

Today our crime-fighting arsenal needs to include computer terminals, hard disks and modems to increase our effectiveness in the war on crime

Mexia was estimated to have a 1986 population of 8,064. The need for data management capabilities for the police department of a city of this size may not be immediately apparent. However, the Mexia Police Department processes 850 people through the city jail and handles 3,500 offense and incident reports, 2,500 citations and 2,000 pawn tickets annually. That adds up to a great deal of time-consuming paperwork.


The City of Mexia was awarded an information systems grant in October 1987. The police department acquired computer hardware and data management software to more efficiently handle its information needs. The law enforcement software allows the department to track criminal histories, arrest citations, calls for service, warrants, traffic accidents, pawnshop activity, and employee security measures. The computer system also features a program to calculate Uniform Crime Reporting statistics and the ability to access national criminal records through the Department of Public Safety.

The new centralized record-keeping system has improved the accuracy of reports and substantially reduced the time officers spend searching for information. The computer system has made it possible for officers to spend more time in the field. By the end of September 1988, the Mexia Police Department had already entered 34,200 records into the system, and 9,500 terminal inquiries had been made by authorized police personnel.

The Criminal Justice Division has provided over 300 information system grants for a wide range of criminal justice needs. With the decrease in prices for computer equipment in the last five years, CJD has been able to fund a number of data management systems for small to mid-sized police and sheriff departments such as Mexia's.

Grants are also provided for highly sophisticated law enforcement computer techniques, such as patrol sector optimization, incident mapping for crime analysis, and computer-aided dispatch.

The dawning of the information age has had a profound influence on the effectiveness of traditional law enforcement efforts. CJD funds are helping meet the challenge by providing up-to-date technology that improves law enforcement efficiency.



Dallas Juvenile Restitution and Employment Project Teaches Responsibility and Job Skills

The development of more than 100 restitution work sites and a program to help youths find jobs offers dispositional alternatives for Dallas judges

Texas prisons are crowded with offenders who slipped into a life of crime as juveniles and never had enough motivation to turn their lives around. Approximately 31 percent of those committed to the TDC before the age of 21 have a previous history of commitment to a juvenile correctional facility. This is one type of "graduation" that juvenile criminal justice agencies are working to stop.

It is difficult to hold delinquent teenagers financially accountable for their crimes because lack of skills and poor attitudes make the vast majority of offenders unemployable. Yet making juveniles take responsibility for their actions is essential to the rehabilitative process. The Dallas County Juvenile Restitution and Employment Project is an approach to the problem that is both innovative and successful.

The project uses a two-pronged strategy for achieving its goals. Community service restitution provides an opportunity for the youths to serve the community while performing meaningful work, such as

assisting senior citizens or completing landscaping projects. Whenever possible, the juveniles are ordered to pay cash restitution to make them answerable to their victims. Job readiness training and placement services provided by the non-profit Dallas Alliance of Business and the YMCA help eligible young people obtain the life skills necessary to secure employment.

Only one of the 177 young offenders referred to the program in its first nine months of operation has been re-arrested. A total of \$23,007 has been paid in cash restitution to victims, 8,795 hours of community service restitution have been completed, and 55 youths have been placed in jobs.

This is only one example of the far-reaching juvenile programs funded by CJD. Special programs for students at risk of dropping out help keep teenagers in school. A statewide runaway hotline provides a lifeline to parents and safe shelter. Regional detention projects help keep teenagers out of adult lockups. Secure facilities are provided for the

serious and repeat offender. Such programs help prevent the problem youth of today from becoming the prisoner of tomorrow.



Texans' War on Drugs International Model for Establishing Illegal Drug Prevention Network

Texans' War on Drugs scored yet another victory when Pleasanton Elementary School was named one of 30 national model drug-free schools

The West Texas Regional Coordinator for Texans' War on Drugs, sums up the program's mission this way: "You kill a snake by cutting off its head, not its tail. Rehabilitation and treatment unquestionably have a place, but to make a long-term impact, to create a systems change, we must place fences at the top of cliff to keep youth from plunging over, rather than parking ambulances at the bottom."

Education, parent involvement and community organization are the most effective means of building those fences to protect our children from the dangers of drugs. Texans' War on Drugs has made tremendous progress in raising the awareness level and mobilizing communities against drugs since it was organized in 1980 by Governor Clements during his first term.

The statewide effort has been cited by the White House as a national model, and other countries have sent representatives to Austin to study the War on Drugs program before initiating a drug and alcohol abuse prevention program of their own.

The following are among the project's accomplishments in 1988:

- The selection of Pleasanton Elementary School as a model drug-free school by the

U.S. Department of Education. The South Texas school received a 100 percent grade.


- The presentation by the National Federation of Parents of the "Governor's Award" to Governor Clements for his drug prevention efforts. The Governor asked Texans' War on Drugs to accept the award on his behalf.

- The development of a benchbook for judges, with information on the drug problem. The book describes the highly successful "Teen Court" program, which uses peer groups to judge and sentence juvenile offenders.

Texans' War on Drugs has field offices across the state. Each office is headed by a regional field coordinator who provides resource materials, education and technical assistance to the community. The project also features statewide youth co-

ordinators and a minority coordinator.

Many students have joined the Texas Youth in Action movement to educate others about the dangers of drug use — including alcohol — and to promote a drug-free lifestyle. This "youth reaching youth" program supplements the War on Drugs adult leadership activities. Texans' War on Drugs works closely with parents, schools, churches, civic organizations, the law enforcement community, health care professionals and businesses. The thousands of volunteers organized by Texans' War on Drugs serve as an anti-drug army to battle this deadly threat.



V. Financial Statistics

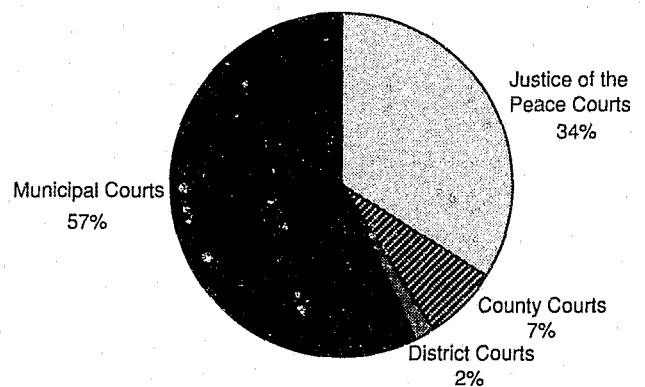
A. Summary of Criminal Justice Planning Fund Activity

Deposits to the Criminal Justice Planning Fund have shown a slow decline over the past four years. The source of funds for fiscal year 1988, as reflected by the chart to the left, has remained basically the same as in years past. However, as the chart below shows, the revenue available has declined for each of the past four years.

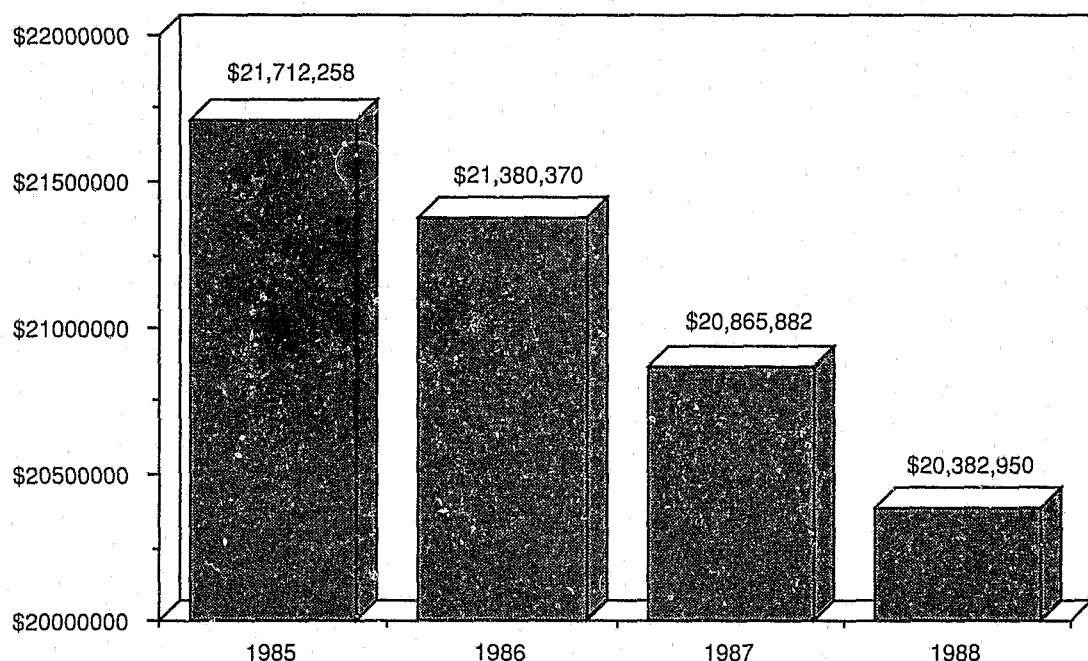
Funds available for fiscal year 1988 were \$1,329,308 less than the funds available in fiscal year 1985.

The chart and graph on the next page show the monthly variations in the collection of funds.

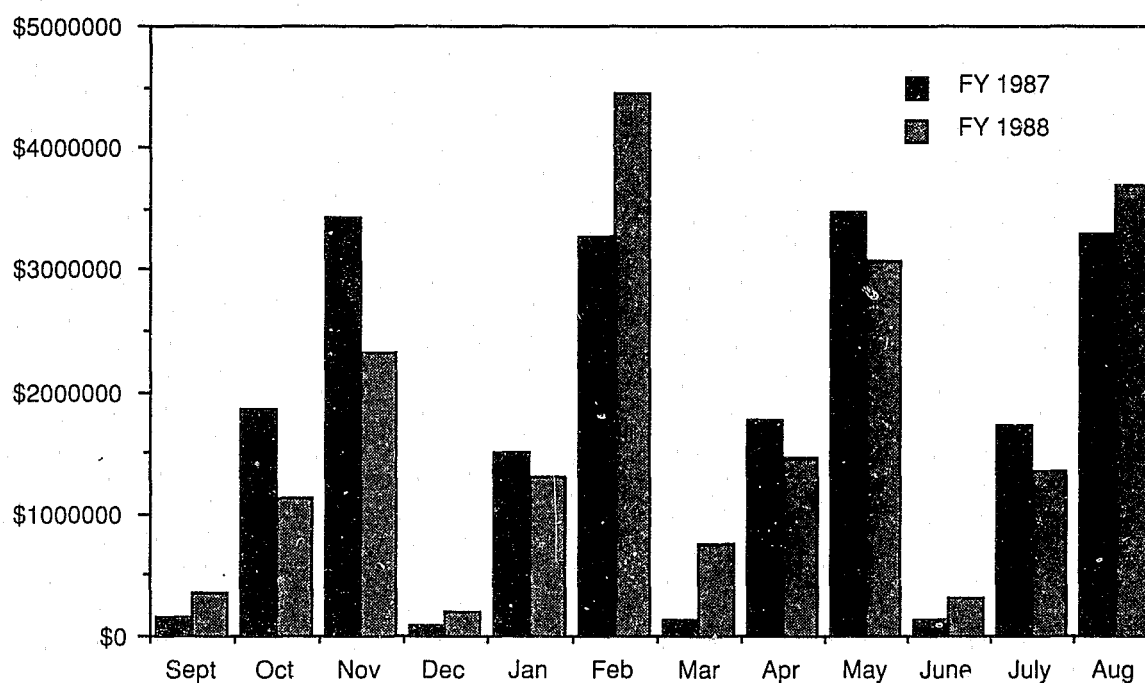
Special Fees Collected by Source, FY 1988



Total Criminal Justice Planning Fund Collections Comparison, Fiscal Years 1985-1988

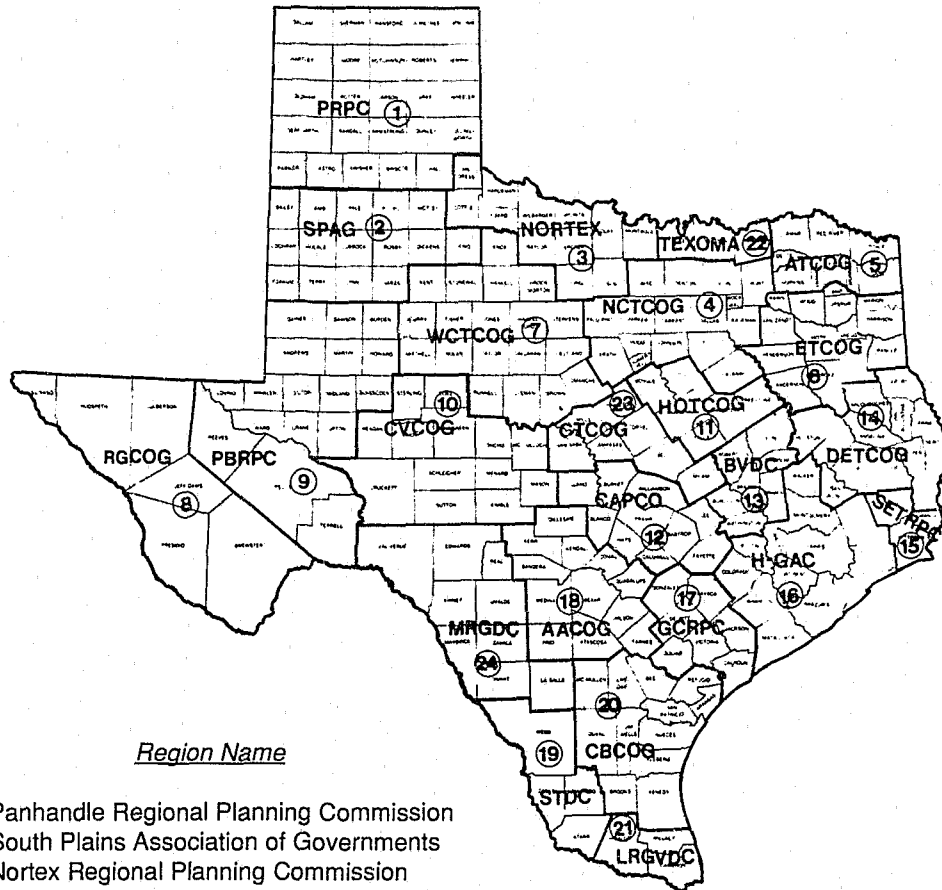


Criminal Justice Planning Fund Total Collections By Month, Fiscal Years 1987 and 1988



<u>Month</u>	<u>FY 1987</u>	<u>FY 1988</u>
September	163,509.90	346,609.56
October	1,861,980.22	1,120,513.12
November	3,432,249.73	2,327,171.59
December	88,556.58	202,840.91
January	1,500,674.62	1,300,149.19
February	3,284,922.76	4,444,893.38
March	141,598.03	745,114.78
April	1,764,800.28	1,465,207.56
May	3,484,296.90	3,072,162.23
June	129,547.49	320,050.45
July	1,722,466.52	1,345,467.72
August	3,291,279.47	3,692,769.82
TOTAL	<u>20,865,882.50</u>	<u>20,382,950.31</u>

State Planning Regions



Region
Number

Region Name

0100	Panhandle Regional Planning Commission
0200	South Plains Association of Governments
0300	Nortex Regional Planning Commission
0400	North Central Texas Council of Governments
0500	Ark-Tex Council of Governments
0600	East Texas Council of Governments
0700	West Central Texas Council of Governments
0800	Rio Grande Council of Governments
0900	Permian Basin Regional Planning Commission
1000	Concho Valley Council of Governments
1100	Heart of Texas Council of Governments
1200	Capital Area Planning Commission
1300	Brazos Valley Development Council
1400	Deep East Texas Council of Governments
1500	South East Texas Regional Planning Commission
1600	Houston-Galveston Area Council
1700	Golden Crescent Council of Governments
1800	Alamo Area Council of Governments
1900	South Texas Development Council
2000	Coastal Bend Council of Governments
2100	Lower Rio Grande Development Council
2200	Texoma Council of Governments
2300	Central Texas Council of Governments
2400	Middle Rio Grande Development Council

B. Funding Source Schedules by Region and Program Area

CRIMINAL JUSTICE PLANNING FUND BUDGETED BY REGION

No.	Region Name	Fiscal Year 1987		Fiscal Year 1988	
		No.	\$ Budgeted	No.	\$ Budgeted
0100	Panhandle RPC	16	\$380,249	16	\$288,611
0200	South Plains AOG	12	297,819	11	305,260
0300	Nortex RPC	9	192,494	7	171,421
0400	North Central Texas COG	73	3,835,667	68	3,381,947
0500	Ark-Tex COG	14	228,104	13	163,444
0600	East Texas COG	21	542,759	16	347,011
0700	West Central Texas COG	7	259,560	6	210,014
0800	Rio Grande COG	14	600,181	14	485,203
0900	Permian Basin RPC	13	374,896	12	295,774
1000	Concho Valley COG	4	111,819	5	129,032
1100	Heart of Texas COG	8	241,978	11	214,811
1200	Capital Area PC	23	798,064	20	688,673
1300	Brazos Valley DC	11	177,102	10	149,969
1400	Deep East Texas COG	10	218,014	7	166,788
1500	South East Texas RPC	11	324,029	9	278,844
1600	Houston-Galveston AC	61	4,328,927	57	2,975,910
1700	Golden Crescent COG	10	204,692	10	195,660
1800	Alamo Area COG	42	1,602,322	39	1,043,238
1900	South Texas DC	12	174,901	13	133,953
2000	Coastal Bend COG	19	527,400	16	427,177
2100	Lower Rio Grande Valley DC	19	516,280	16	413,571
2200	Texoma COG	10	194,488	7	145,000
2300	Central Texas COG	10	178,536	10	182,282
2400	Middle Rio Grande DC	<u>10</u>	<u>135,827</u>	<u>10</u>	<u>96,901</u>
TOTAL LOCAL GRANTS		439	\$16,446,108	403	\$12,890,494

CRIMINAL JUSTICE PLANNING FUND BUDGETED FOR STATE AGENCIES & STATEWIDE PROJECTS

State Agency or Statewide Project	Fiscal Year 1987		Fiscal Year 1988	
	No.	\$ Budgeted	No.	\$ Budgeted
Texas Dept of Public Safety	3	\$2,040,801	3	\$2,043,301
Texas Dept of Corrections	1	173,315	0	0
Bd of Pardons & Paroles	2	168,762	0	0
Attorney General's Office	1	86,847	1	70,072
State Bar of Texas	1	183,973	1	183,973
Texas Dist & Co Attys Assn	1	547,179	2	942,179
Sam Houston State Univ	1	149,720	1	149,720
Texas Crim Defense Lawyers	1	153,906	1	153,906
Texas Police Association	1	139,150	1	138,918
Texas A&M University	1	25,846	1	24,976
Southwest Texas State Univ	2	484,673	2	373,260
Gov Off/Commun Leadership	1	162,538	1	110,940
Texas Employment Commission	1	107,035	0	0
Texas Comm on Jail Stds	3	119,272	3	120,230
Supreme Court of Texas	1	100,708	0	0
Texas Adult Probation Comm	1	12,000	0	0
Texas General Land Office	1	55,424	0	0
Sheriffs' Association	2	89,990	1	50,950
Criminal Justice Policy Council	2	109,174	1	190,206
Texas Council/Fam Violence	1	43,781	1	39,628
Parents Anonymous	1	86,375	1	50,033
Office of Court Admin	0	0	1	100,708
State Comm/Judicial Conduct	0	0	2	112,388
 TOTAL STATE GRANTS	 29	 \$5,040,469	 24	 \$4,855,388
 GRAND TOTAL	 468	 \$21,486,577	 427	 \$17,745,882

CRIMINAL JUSTICE PLANNING FUND BUDGETED BY PROGRAM

No.	Program Description	Fiscal Year 1987		Fiscal Year 1988	
		No.	\$ Budgeted	No.	\$ Budgeted
A01	Crime Prevention, Community Relations, Citizen Involvement	77	\$2,749,533	66	\$1,702,754
A02	Victim Assistance Program	35	1,048,780	30	799,403
A03	Child Abuse Prevention & Intervention	10	378,976	11	327,152
A04	Multi-Purpose Crime Prevention/ Law Enforcement Programs	58	1,081,969	49	682,825
B01	Law Enforcement Training & Education	32	1,896,752	27	1,894,335
B02	Organized Crime Control Units	11	2,081,341	9	1,577,505
B03	Special Law Enforcement Units/ Programs	45	2,916,059	41	2,909,460
C01	Alternative Education Programs for Juveniles	38	1,198,787	36	1,069,366
C02	Juvenile Officer Projects	22	536,933	25	498,612
C03	Purchase of Juvenile Services	2	877,318	0	0
C05	Juvenile Corrections Programs/ Serious & Repeat Offenders	3	113,669	10	537,496
C06	Replication of Model Juvenile Justice Programs	30	1,320,759	31	1,054,868
D01	Prosecution & Criminal Defense Training & Support Services	3	787,932	5	933,289
D02	Prosecution	24	857,844	17	915,772
D03	Judiciary	1	100,708	1	100,708
E01	Training, Education, & Development of Correctional Personnel	4	410,726	5	338,578
E02	Community-Based Alternative Prog	1	28,962	0	0
E04	State Agency Correctional Programs	11	821,532	5	544,442
F01	Information Systems	37	1,553,968	36	1,135,292
G01	Regional Coordination/Criminal Justice Programs	<u>24</u>	<u>724,029</u>	<u>24</u>	<u>724,025</u>
GRAND TOTAL		<u>468</u>	<u>\$21,486,577</u>	<u>428</u>	<u>\$17,745,882</u>

JUVENILE JUSTICE & DELINQUENCY PREVENTION ACT (JJDP) FUNDS BUDGETED BY REGION

No.	Region Name	Fiscal Year 1987		Fiscal Year 1988	
		No.	\$ Budgeted	No.	\$ Budgeted
0100	Panhandle RPC	7	\$72,695	7	\$42,418
0200	South Plains AOG	1	165,243	1	49,383
0300	Nortex RPC	1	45,018	1	26,690
0400	North Central Texas COG	5	782,107	5	557,312
0500	Ark-Tex COG	1	20,087	1	26,878
0600	East Texas COG	9	126,344	10	69,654
0700	West Central Texas COG	4	85,229	4	33,548
0800	Rio Grande COG	2	83,654	2	71,550
0900	Permian Basin RPC	3	88,953	3	51,101
1000	Concho Valley COG	3	31,598	3	16,114
1100	Heart of Texas COG	3	80,855	2	33,481
1200	Capital Area PC	7	218,748	7	104,506
1300	Brazos Valley DC	5	53,990	6	24,598
1400	Deep East Texas COG	1	33,395	1	28,350
1500	South East Texas RPC	4	134,217	3	45,330
1600	Houston-Galveston AC	9	270,660	10	502,129
1700	Golden Crescent COG	1	10,761	1	17,806
1800	Alamo Area COG	3	96,611	4	191,423
1900	South Texas DC	1	14,860	1	19,540
2000	Coastal Bend COG	5	187,238	5	65,591
2100	Lower Rio Grande Valley DC	3	180,440	3	72,237
2200	Texoma COG	0	0	3	16,928
2300	Central Texas COG	1	82,265	2	29,000
2400	Middle Rio Grande DC	0	0	2	13,491
TOTAL LOCAL AGENCIES		79	\$2,864,968	87	\$2,109,058

JUVENILE JUSTICE & DELINQUENCY PREVENTION ACT FUNDS BUDGETED FOR STATE AGENCIES & STATEWIDE PROJECTS

State Agency or Statewide Project	Fiscal Year 1987		Fiscal Year 1988	
	No.	\$ Budgeted	No.	\$ Budgeted
Drug Abuse Research & Education	1	\$428,334	1	\$446,117
Southwest Tx State Univ	1	185,218	2	392,465
Gov Off/Commn Leadership	2	<u>356,423</u>	1	<u>205,000</u>
 TOTAL STATE GRANTS	 4	 \$969,975	 4	 \$1,043,582
 GRAND TOTAL	 <u>83</u>	 <u>\$3,834,943</u>	 <u>91</u>	 <u>\$3,152,640</u>

JUVENILE JUSTICE & DELINQUENCY PREVENTION ACT FUNDS BUDGETED BY PROGRAM

No.	Program Description	Fiscal Year 1987		Fiscal Year 1988	
		No.	\$ Budgeted	No.	\$ Budgeted
A01	Crime Prevention, Community Relations, Citizen Involvement	2	\$563,415	1	\$446,117
C03	Purchase of Juvenile Services	79	2,864,968	87	2,109,058
C04	State Agency Juvenile Services	1	221,342	1	205,000
E01	Training, Education, & Development of Correctional Personnel	1	185,218	2	392,465
 GRAND TOTAL		 <u>83</u>	 <u>\$3,834,943</u>	 <u>91</u>	 <u>\$3,152,640</u>

JUSTICE ASSISTANCE ACT FUNDS BUDGETED BY REGION

No.	Region Name	Fiscal Year 1987		Fiscal Year 1988	
		No.	\$ Budgeted	No.	\$ Budgeted
0100	Panhandle RPC	7	\$103,942	1	\$16,451
0200	South Plains AOG	2	29,516	3	168,939
0300	Nortex RPC	0	0	1	11,830
0400	North Central Texas COG	7	663,776	3	115,188
0500	Ark-Tex COG	0	0	2	43,967
0600	East Texas COG	3	102,812	0	0
0900	Permian Basin RPC	0	0	1	21,749
1100	Heart of Texas COG	0	0	1	45,161
1200	Capital Area PC	13	947,620	6	940,650
1300	Brazos Valley DC	6	99,292	5	86,146
1400	Deep East Texas COG	4	80,196	2	38,484
1500	South East Texas RPC	1	119,332	2	120,118
1600	Houston-Galveston AC	10	430,257	4	88,808
1700	Golden Crescent COG	1	142,062	2	127,248
1800	Alamo Area COG	4	281,414	3	109,801
1900	South Texas DC	2	61,689	1	37,182
2000	Coastal Bend COG	1	58,177	0	0
2100	Lower Rio Grande Valley DC	3	57,418	2	30,511
2200	Texoma COG	1	19,610	2	47,690
2400	Middle Rio Grande DC	2	17,302	3	29,897
TOTAL LOCAL GRANTS		67	\$3,214,415	44	\$2,079,820

JUSTICE ASSISTANCE ACT FUNDS BUDGETED FOR STATE AGENCIES & STATEWIDE PROJECTS

State Agency or Statewide Project	Fiscal Year 1987		Fiscal Year 1988		
	No.	\$ Budgeted	No.	\$ Budgeted	
Texas Dept Public Safety	0	\$0	1	\$312,426	
Texas Dept Human Services	1	88,808	1	72,722	
Texas General Land Office	1	<u>55,426</u>	0	0	
TOTAL STATE GRANTS		2	\$144,234	2	\$385,148
GRAND TOTAL		<u>69</u>	<u>\$3,358,649</u>	<u>46</u>	<u>\$2,464,968</u>

JUSTICE ASSISTANCE ACT FUNDS BUDGETED BY PROGRAM

No.	Program Description	Fiscal Year 1987		Fiscal Year 1988	
		No.	\$ Budgeted	No.	\$ Budgeted
A01	Crime Prevention, Community Relations, Citizen Involvement	15	\$716,040	0	\$0
A02	Victim Assistance Program	29	740,599	1	76,265
A03	Child Abuse Prevention & Intervention	1	88,808	3	113,384
A05	Community Crime Prevention	0	0	14	467,451
A06	Victim Assistance (JAA)	2	58,144	10	170,637
B02	Organized Crime Control Units	3	353,121	0	0
B03	Special Law Enforcement Units/Programs	1	317,825	0	0
C06	Replication of Model Juvenile Justice Programs	3	54,627	1	21,009
C07	Restitution by Juvenile Offenders	0	0	1	70,209
D02	Prosecution	2	222,883	0	0
D04	Prosecution Management Support Sys.	8	257,891	9	343,105
D05	Career Criminal Prosecution	0	0	2	450,764
E02	Community-Based Alternative Prog	3	489,635	0	0
E04	State Agency Correctional Programs	1	55,426	0	0
E05	Treatment Alternative to Street Crime	0	0	2	399,549
E06	Jail Overcrowding/Alternative to Pretrial Detention	0	0	1	17,070
F01	Information Systems	1	3,650	2	335,525
GRAND TOTAL		<u>69</u>	<u>\$3,358,649</u>	<u>46</u>	<u>\$2,464,968</u>

VICTIMS OF CRIME ACT OF 1984 FUNDS BUDGETED BY REGION

No.	Region Name	Fiscal Year 1987		Fiscal Year 1988	
		No.	\$ Budgeted	No.	\$ Budgeted
0100	Panhandle RPC	6	\$174,942	4	\$145,872
0200	South Plains AOG	3	121,694	1	49,016
0300	Nortex RPC	1	12,001	1	19,640
0400	North Central Texas COG	10	442,868	8	325,241
0500	Ark-Tex COG	2	33,104	1	7,835
0600	East Texas COG	4	159,417	3	135,419
0700	West Central Texas COG	2	46,636	1	48,416
0800	Rio Grande COG	4	121,963	3	102,674
0900	Permian Basin RPC	6	165,107	3	105,690
1000	Concho Valley COG	0	0	1	17,449
1100	Heart of Texas COG	1	32,102	1	38,711
1200	Capital Area PC	11	330,873	7	286,222
1500	South East Texas RPC	2	58,241	1	46,173
1600	Houston-Galveston AC	8	344,122	7	284,551
1700	Golden Crescent COG	2	51,169	1	47,704
1800	Alamo Area COG	8	256,049	2	54,295
1900	South Texas DC	1	29,049	0	0
2000	Coastal Bend COG	3	101,578	0	0
2100	Lower Rio Grande Valley DC	3	59,110	1	49,900
2200	Texoma COG	2	79,920	1	37,531
2300	Central Texas COG	1	15,071	0	0
GRAND TOTAL		<u>80</u>	<u>\$2,635,016</u>	<u>47</u>	<u>\$1,802,339</u>

(There are no statewide VOCA projects)

VICTIMS OF CRIME ACT OF 1984 FUNDS BUDGETED BY PROGRAM

No.	Program Description	Fiscal Year 1987		Fiscal Year 1988	
		No.	\$ Budgeted	No.	\$ Budgeted
A02	Victim Assistance Program	80	\$2,635,016	47	\$1,802,339
GRAND TOTAL		<u>80</u>	<u>\$2,635,016</u>	<u>47</u>	<u>\$1,802,339</u>

ANTI-DRUG ABUSE ACT OF 1986 FUNDS BUDGETED BY REGION

No.	Region	Fiscal Years 1987 and 1988	
		No.	\$ Budgeted
0100	Panhandle RPC	1	\$529,016
0200	South Plains AOG	1	207,967
0400	North Central Texas COG	4	1,857,680
0500	Ark-Tex COG	2	359,783
0600	East Texas COG	1	47,919
0700	West Central Texas COG	1	250,746
0800	Rio Grande COG	1	728,672
0900	Permian Basin RPC	1	517,865
1000	Concho Valley COG	1	317,829
1100	Heart of Texas COG	1	395,991
1200	Capital Area PC	1	564,103
1300	Brazos Valley DC	1	243,147
1400	Deep East Texas COG	1	238,841
1500	South East Texas RPC	2	288,551
1600	Houston-Galveston AC	6	1,002,806
1700	Golden Crescent COG	1	66,782
1800	Alamo Area COG	3	1,327,890
1900	South Texas DC	2	640,106
2000	Coastal Bend COG	1	414,336
2100	Lower Rio Grande Valley DC	2	1,095,270
2200	Texoma COG	1	82,786
2300	Central Texas COG	1	149,551
2400	Middle Rio Grande DC	2	<u>365,589</u>
TOTAL LOCAL GRANTS		38	\$11,693,226

ANTI-DRUG ABUSE ACT OF 1986 FUNDS BUDGETED FOR STATE AGENCIES & STATEWIDE PROJECTS

State Agency or Statewide Project	No.	\$ Budgeted
Texas Dept Public Safety	1	999,728
Texas Dist & Co Attys Assn	1	66,640
Criminal Justice Division	2	450,779
Texas Adult Probation Comm	1	64,885
Criminal Justice Policy Council	<u>1</u>	<u>45,842</u>

TOTAL STATE GRANTS	6	\$1,627,874
--------------------	---	-------------

GRAND TOTAL	<u>44</u>	<u>\$13,321,100</u>
-------------	-----------	---------------------

SOURCE OF FUNDS:

FEDERAL	\$9,990,825
STATE	<u>3,330,275</u>

TOTAL	<u>\$13,321,100</u>
-------	---------------------

ANTI-DRUG ABUSE ACT OF 1986 FUNDS BUDGETED BY PROGRAM

No.	Program Description	No.	\$ Budgeted
B01	Law Enforcement Training & Education	1	\$200,000
B02	Organized Crime Control Units	21	5,271,219
D01	Prosecution & Criminal Defense Training & Support Services	1	66,640
D02	Prosecution	2	603,216
D03	Judiciary	3	1,266,031
E02	Community-Based Alternative Prog	2	147,671
G03	CJD Internal Operations	2	450,779
H01	Multi-Agency Crime Suppression Proj	<u>12</u>	<u>5,315,544</u>

GRAND TOTAL	<u>44</u>	<u>\$13,321,100</u>
-------------	-----------	---------------------

CRIME STOPPERS ASSISTANCE FUNDS BUDGETED BY PROGRAM

No.	Program Description	Fiscal Year 1987		Fiscal Year 1988	
		No.	\$ Budgeted	No.	\$ Budgeted
B03	Special Law Enforcement Units	58	\$441,897	58	\$349,408
	GRAND TOTAL	<u>58</u>	<u>\$441,897</u>	<u>58</u>	<u>\$349,408</u>

Crime Stoppers grants are not allocated by region due to the nature of the funding source.
For a listing of all Crime Stoppers grants, see Table 25 in the Appendix..

APPENDIX

- Table 1: Criminal Justice Planning Fund
Crime Prevention, Community Relations and Citizen Involvement
- Table 2: Criminal Justice Planning Fund
Victim Assistance Program
- Table 3: Criminal Justice Planning Fund
Child Abuse Prevention and Intervention
- Table 4: Criminal Justice Planning Fund
Multi-Purpose Crime Prevention/Law Enforcement Programs
- Table 5: Criminal Justice Planning Fund
Law Enforcement Training and Education
- Table 6: Criminal Justice Planning Fund
Organized Crime Control Units
- Table 7: Criminal Justice Planning Fund
Special Law Enforcement Units and Programs
- Table 8: Criminal Justice Planning Fund
Alternative Education Programs for Juveniles
- Table 9: Criminal Justice Planning Fund
Juvenile Law Enforcement Officer Projects
- Table 10: Criminal Justice Planning Fund
Purchase of Juvenile Services
- Table 11: Criminal Justice Planning Fund
Juvenile Corrections Program for Serious and Repeat Offenders
- Table 12: Criminal Justice Planning Fund
Replication of Model Juvenile Justice Programs
- Table 13: Criminal Justice Planning Fund
Prosecution and Criminal Defense Training and Support Services

- Table 14: Criminal Justice Planning Fund
Prosecution
- Table 15: Criminal Justice Planning Fund
Judiciary
- Table 16: Criminal Justice Planning Fund
Training and Education of Correctional and Related Personnel
- Table 17: Criminal Justice Planning Fund
Community-Based Alternative Programs
- Table 18: Criminal Justice Planning Fund
State Agency Correctional Programs
- Table 19: Criminal Justice Planning Fund
Information Systems
- Table 20: Criminal Justice Planning Fund
Regional Coordination of Criminal Justice Programs
- Table 21: Juvenile Justice and Delinquency Prevention Act
(Includes All Programs)
- Table 22: Justice Assistance Act
(Includes All Programs)
- Table 23: Victim of Crime Act of 1984
(Includes All Programs)
- Table 24: Anti-Drug Abuse Act of 1986
(Includes All Programs)
- Table 25: Crime Stoppers Assistance Program
(Includes All Programs)

COMMON ABBREVIATIONS USED BY CJD

Administration *Admin*
Alternative *Alt*
Commission/Community *Com*
Communities-In-Schools *CIS*
Coordination *Coord*
Council of Governments *COG*
County *Co*
County Attorney *C.A.*
Crime/Criminal *Crm*
Criminal Justice *CJ*
Dangerous *Dan.*
Department *Dept*
Detention *Det*
Development *Dev*
Disruptive *Disrup*
District Attorney *D.A.*
District *Distr*
Diversion/Division *Div*
Education *Ed*
Evaluation *Eval*
Identification *I.D.*
Independent School District *ISD*
Information *Info*
Investigation *Inves*
Judicial District *J.D.*
Juvenile *Juv*
Law Enforcement *L.E.*
Management *Mgt*
Narcotics *Narc*
Officer *Ofcr*
Organized Crime *OC*
Personnel *Per*
Prevention *Prev*
Programs *Prog*
Project *Proj*
Prosecution *Pros*
Purchase *Pur*
Residential *Res*
School *Sch*
Service *Serv*
Special *Spec*
Systems *Sys*
Technical *Tech*
Training *Trng*
Witness *Wit*
Youth *Yth*

TABLE 1: CRIMINAL JUSTICE PLANNING FUND

CRIME PREVENTION, COMMUNITY RELATIONS AND CITIZEN INVOLVEMENT

GRANTEE	TITLE OF PROJECT	FY 1987 BUDGETED	FY 1988 BUDGETED
ALAMO AREA COG	REGIONAL CRIME PREVENTION	92,762	63,212
ALLEN, CITY OF	CRIME PREVENTION PROGRAM	7,551	
AMARILLO, CITY OF	CRIME PREVENTION UNIT	3,534	
ARLINGTON, CITY OF	COMMUNITY CRIME WATCH	41,517	20,175
BAYTOWN, CITY OF	YOUTH AND LAW PROGRAM	28,726	20,138
BELL COUNTY	CRIME PREVENTION UNIT	13,574	9,144
BEXAR COUNTY	DISTRICT ATTORNEY CRIME PREVENTION	47,900	22,886
BEXAR COUNTY	NEIGHBORHOOD WATCH	50,547	24,596
BIG SPRING, CITY OF	CRIME PREVENTION UNIT	22,244	12,155
BOERNE, CITY OF	COMM RELATIONS & CITIZEN INVOLV		10,000
BREHAM, CITY OF	CRIME PREVENTION/COMMUNITY RELATION	6,081	
BRYAN, CITY OF	CRIME PREVENTION/COMMUNITY RELATION	13,824	6,912
CAMERON COUNTY	NEIGHBORHOOD WATCH PROGRAM	12,712	6,505
CAPITAL AREA PC	CRIME PREVENTION EMPHASIS ELDERLY	52,358	54,447
CARROLLTON, CITY OF	CRIME PREVENTION UNIT	34,978	17,521
CASS COUNTY	NEIGHBORHOOD WATCH PROGRAM	16,513	10,642
CENTRAL TEXAS COG	REG RURAL CRIME PREVENTION	43,649	28,235
COLLEGE STATION, CITY OF	CRIME PREVENTION/COMMUNITY RELATION	2,034	
COLLIN COUNTY	CRIME PREVENTION PROGRAM	31,334	20,153
CONCHO VALLEY COG	REG CRIME PREVENTION UNIT	54,097	39,622
DEEP EAST TEXAS COG	REG NEIGHBORHOOD WATCH PROJECT	29,515	50,588
DEL RIO, CITY OF	CRIME PREVENTION UNIT	14,496	6,610
DUVAL COUNTY	YOUTH NEIGHBORHOOD WATCH PROGRAM	7,129	3,564
ECTOR COUNTY	CRIME PREVENTION UNIT	30,231	15,573
EL PASO, CITY OF	VOL NEIGHBORHOOD WATCH PROJECT	12,243	5,964
EL PASO COUNTY	NEIGHBORHOOD WATCH PROGRAM	4,412	2,529
FRIENDSWOOD, CITY OF	CRIME PREVENTION SPECIALIST	7,337	
GOLDEN CRESCENT RPC	REG CRIME PREVENTION UNIT	42,894	32,047
GREENVILLE, CITY OF	CRIME PREVENTION PROGRAM	19,621	12,862
HALTOM CITY	CRIME PREVENTION/COMMUNITY RELATION	27,276	20,188
HARDIN COUNTY	CRIME PREVENTION UNIT	20,333	13,743
HARRIS COUNTY	ARSON PREVENTION	41,977	32,436
HEART OF TEXAS COG	RURAL CRIME PREVENTION	41,853	38,005
HOUSTON, CITY OF	NEIGHBORHOOD CENTERED POLICING(DART)	132,530	22,257
HOUSTON, CITY OF	CITIZEN PATROL	118,912	81,091
HOUSTON-GALVESTON AC	REG CRIME PREVENTION UNIT	64,288	64,683
IRVING, CITY OF	YOUTH ACTION CTR	101,699	80,231
IRVING, CITY OF	CRIME PREVENTION/FOOT PATROL	52,256	36,527
JACKSONVILLE, CITY OF	CRIME PREVENTION/COMMUNITY RELATION	10,904	
JACKSONVILLE, CITY OF	SCHOOL RESOURCE/JUVENILE LIAISON OFFR	14,398	
LAMAR COUNTY	CRIME PREVENTION OFFICER	20,103	15,086
LAREDO, CITY OF	CRIME PREVENTION UNIT		3,845
LUBBOCK, CITY OF	SCHOOL RESOURCE OFFICER PROGRAM	44,075	18,465
LUBBOCK, CITY OF	CRIME PREVENTION EXPANSION	18,921	8,765
MATAGORDA COUNTY	CRIME PREVENTION PROGRAM	25,777	
MEDINA COUNTY	CRIME PREVENTION PROGRAM	17,919	
METRO TRANSIT AUTH	METRO JUVENILE CRIME PREVENTION PROG	35,287	
MIDLAND COUNTY	CRIME PREVENTION UNIT	29,991	14,611

TABLE 1: CRIMINAL JUSTICE PLANNING FUND - CONTINUED

CRIME PREVENTION, COMMUNITY RELATIONS AND CITIZEN INVOLVMENT

GRANTEE	TITLE OF PROJECT	FY 1987 BUDGETED	FY 1988 BUDGETED
MORRIS COUNTY	CRIME PREVENTION PROGRAM	19,872	13,290
NORTEX REGIONAL PC	REG RURAL CRIME PREVENTION	36,674	
NUECES COUNTY	NEIGHBORHOOD WATCH AND PATROL	22,475	14,672
ORANGE COUNTY	CRIME PREVENTION UNIT	31,297	18,729
PALO PINTO COUNTY	CRIME PREVENTION PROGRAM		21,452
PAMPA, CITY OF	NEIGHBORHOOD WATCH CRIME PREVENTION	13,839	6,915
PAMPA, CITY OF	POLICE SCHOOL LIAISON	5,967	
PANHANDLE REGIONAL PC	REG CRIME PREVENTION UNIT	45,147	27,131
PLAINVIEW, CITY OF	CRIME PREVENTION UNIT	10,711	2,698
PLANO, CITY OF	POLICE SCHOOL LIAISON	29,787	14,185
PLANO, CITY OF	BUSINESS CRIME PREVENTION	62,248	44,536
PORTLAND, CITY OF	NEIGHBORHOOD PATROL OFFICER	20,000	15,715
ROSENBERG, CITY OF	CRIME PREVENTION OFFICER	14,036	
SAN ANTONIO, CITY OF	PUBLIC EMPLOYEES RADIO ALERT PATROL	38,438	28,758
SAN ANTONIO, CITY OF	POLICE NEIGHBORHOOD WATCH	58,384	28,938
SAN MARCOS, CITY OF	CRIME PREVENTION UNIT	22,283	11,078
SEABROOK, CITY OF	CRIME PREVENTION/COMMUNITY RELATIONS	29,249	
SOUTH PLAINS AG	REG CRIME PREVENTION UNIT	21,581	12,133
SOUTH TEXAS DC	REG CRIME PREVENTION FOR ELDERLY		18,639
SOUTH TEXAS DC	REG CRIME PREVENTION FOR ELDERLY	18,776	
SOUTHEAST TEXAS RPC	JUVENILE CRIME PREVENTION	11,230	
SOUTHWEST TX STATE UNIV	TEXAS CRIME PREVENTION INSTITUTE	248,732	206,114
STARR COUNTY	CRIME PREVENTION UNIT	11,260	9,284
SULPHUR SPRINGS	CRIME PREVENTION PROGRAM	2,536	1,090
TARRANT COUNTY	CRIME WATCH PROGRAM	39,614	38,447
TEMPLE, CITY OF	CRIME PREVENTION ENHANCEMENT	16,325	13,056
TX DEPT OF CORRECTIONS	COMMUNITY EDUCATION PROGRAM	173,315	
TRAVIS COUNTY	CRIME PREVENTION UNIT	44,574	23,492
VICTORIA, CITY OF	COMMUNITY CRIME PREVENTION PROJECT		65,980
WACO, CITY OF	CRIME PREVENTION NEIGHBORHOOD WATCH	18,750	9,694
WESLACO, CITY OF	CRIME PREVENTION OFFICER		21,039
WESLACO, CITY OF	CRIME PREVENTION/MAJOR CRIME UNIT	24,906	
WEST CENTRAL TEXAS COG	REG CRIME PREVENTION UNIT	69,688	49,247
WICHITA COUNTY	RURAL CRIME PREVENTION UNIT	19,075	18,044
WICHITA FALLS, CITY OF	NEIGHBORHOOD WATCH PROGRAM		22,385
WILLIAMSON COUNTY	CRIME PREVENTION OFFICER	6,452	
	TOTAL	2,749,533	1,702,754

TABLE 2: CRIMINAL JUSTICE PLANNING FUND
VICTIM ASSISTANCE PROGRAM

GRANTEE	TITLE OF PROJECT	FY 1987 BUDGETED	FY 1988 BUDGETED
BAYTOWN, CITY OF	SHELTER & COMPREHENSIVE SUPPORT	30,708	24,566
BOWIE COUNTY	CRIMINAL JUSTICE ADVOCACY	8,469	11,728
BRAZOS COUNTY	VICTIM/WITNESS SERVICES	18,090	15,000
CARROLLTON, CITY OF	VICTIM ASSISTANCE	38,064	
COLLIN COUNTY	VICTIM ADVOCACY	32,783	29,211
COOKE COUNTY	VICTIM/WITNESS SERVICES	11,700	9,375
DALLAS COUNTY	VICTIM INFO/SERVICES/EDUCATION	51,213	36,579
DENTON COUNTY	VICTIM ASSISTANCE	25,264	19,693
EL PASO COUNTY	VICTIM WITNESS SERVICES	15,887	8,913
FORT BEND COUNTY	VICTIM/WITNESS ASSISTANCE UNIT	13,479	25,561
GOV OFF-COMM LEADERSHIP	TX CRIME VICTIM CLEARINGHOUSE	162,538	110,940
HARRIS COUNTY	RAPE CRISIS SERVICES	38,686	21,897
HARRIS COUNTY	DOMESTIC VIOLENCE CASE SCREENING	57,220	27,662
HARRIS COUNTY	VICTIM ASSISTANCE CTR		85,689
HOUSTON, CITY OF	YOUTH VICTIM/WITNESS SERVICES	34,047	
HOUSTON, CITY OF	YOUTH VICTIM/WITNESS SERVICES		17,310
KILLEEN, CITY OF	VICTIM ASSISTANCE/RAPE CRISIS	8,400	9,826
LAMAR COUNTY	FAMILY HAVEN COUNSELOR	11,454	
LAMAR COUNTY	FAMILY HAVEN SHELTER		12,781
MCLENNAN COUNTY	VICTIM SERVICES	21,311	16,195
MEDINA COUNTY	VICTIM ADVOCACY PROGRAM	10,200	8,000
MIDLAND, CITY OF	CENTER FOR BATTERED WOMEN		37,745
MIDLAND, CITY OF	BATTERED WOMEN CTR	45,703	
MONTGOMERY COUNTY	VICTIM/WITNESS SERVICES PROJECT	15,760	10,372
ODESSA, CITY OF	RAPE CRISIS CTR	12,279	
PASADENA, CITY OF	VICTIM/WITNESS SERVICES	37,720	27,765
PLAINVIEW, CITY OF	HALE COUNTY RAPE CRISIS CTR	6,552	
POTTER COUNTY	VICTIM WITNESS ASSISTANCE	23,152	
ROBERTSON COUNTY	VICTIM ASSISTANCE PROGRAM	21,448	
SAN ANTONIO, CITY OF	VICTIM/WITNESS ADVOCATE	21,464	
SAN PATRICIO COUNTY	VICTIM ADVOCATE PROGRAM	27,044	20,417
SCURRY COUNTY	NOAH PROJECT	30,000	24,000
SOUTHEAST TEXAS RPC	RAPE CRISIS CTR	11,997	14,548
TARRANT COUNTY	VICTIM ASSISTANCE PROGRAM	83,952	56,852
TARRANT COUNTY	RAPE CRISIS CTR	49,987	56,068
TX COUNCIL ON FAM VIOLENCE	ADVOCACY TRNG-FAMILY VIOLENCE	43,781	39,628
VICTORIA COUNTY	VICTIM WITNESS SERVICES	6,486	4,697
WICHITA COUNTY	VICTIM/WITNESS ASSISTANCE PROGRAM	15,542	11,585
WILLIAMSON COUNTY	VICTIM PARALEGAL ADVOCATE	6,400	4,800
	TOTAL	1,048,780	799,403

TABLE 3: CRIMINAL JUSTICE PLANNING FUND
CHILD ABUSE PREVENTION AND INTERVENTION

GRANTEE	TITLE OF PROJECT	FY 1987 BUDGETED	FY 1988 BUDGETED
ARKTEX COG	CHILD ABUSE/DOMESTIC VIOLENCE	13,694	
BEXAR COUNTY	CHILD ABUSE PREVENTION	44,568	52,707
EL PASO COUNTY	COURT-APP. SPECIAL ADVOCATES		16,894
GALVESTON, CITY OF	VICTIM/WITNESS ASSISTANCE	30,331	19,031
HARRIS COUNTY	CHILD ABUSE INVESTIGATION UNIT	76,615	
HARRIS COUNTY	CHILD ABUSE PREVENTION (CASA)	59,772	47,929
MCKINNEY, CITY OF	JUVENILE ABUSE INVESTIGATION	42,281	33,628
NORTH CENTRAL TEXAS COG	PROJECT WHO		65,923
SAN ANTONIO, CITY OF	CHILD ABUSE PARENT EDUCATION	36,142	30,309
SAN ANTONIO, CITY OF	CHILD ABUSE INTERVENTION PROJ	24,925	19,676
TRAVIS COUNTY	CHILD ABUSE INVESTIGATION PROJ		4,050
TRAVIS COUNTY	CHILD ABUSE INVESTIGATION PROJ	29,003	22,213
WACO, CITY OF	CHILD ABUSE INVESTIGATION PROJ	21,645	14,792
	TOTAL	378,976	327,152

TABLE 4: CRIMINAL JUSTICE PLANNING FUND
MULTI-PURPOSE CRIME PREVENTION/LAW ENFORCEMENT PROGRAMS

GRANTEE	TITLE OF PROJECT	FY 1987 BUDGETED	FY 1988 BUDGETED
ALAMO, CITY OF	CRIME PREVENTION/MAJOR CRIME UNIT	18,000	14,854
ALTON, CITY OF	CRIME PREVENTION/MAJOR CRIME UNIT	13,584	
ATHENS, CITY OF	CRIME PREVENTION/SPECIAL CRIMES OFFR	15,773	10,430
BEE COUNTY	CRIME PREVENTION/JUVENILE OFFICER	6,325	
CANEY CITY, CITY OF	CRIME PREVENTION/MAJOR CRIMES OFFR	13,536	
CARRIZO SPRINGS, CITY OF	CRIME PREVENTION/MAJOR CRIME UNIT	5,865	3,936
CARTHAGE, CITY OF	CRIME PREVENTION/MAJOR CRIME UNIT	19,710	13,325
CEDAR HILL, CITY OF	CRIME PREVENTION/JUVENILE OFFICER	19,557	15,375
CONVERSE, CITY OF	CRIME PREVENTION/JUVENILE OFFICER	21,180	10,334
CRYSTAL CITY, CITY OF	CRIME PREVENTION/MAJOR CRIME UNIT	10,382	4,123
EL LAGO, CITY OF	CRIME PREVENTION/MAJOR CRIME UNIT	33,220	25,275
ELSA, CITY OF	CRIME PREVENTION/NEIGH. PATROL	20,051	16,041
FORNEY, CITY OF	CRIME PREVENTION/MAJOR CRIME UNIT	15,977	
FRIO COUNTY	CRIME PREVENTION/JUVENILE OFFICER	13,900	14,340
GLENN HEIGHTS, CITY OF	CRIME PREVENTION/MAJOR CRIME UNIT	27,525	
GROVES, CITY OF	CRIME PREVENTION/JUVENILE OFFICER	29,090	23,673
HAMILTON COUNTY	CRIME PREVENTION/JUVENILE OFFICER	10,816	6,167
HEARNE, CITY OF	CRIME PREVENTION/MAJOR CRIMES OFFR	15,742	
HEMPSTEAD, CITY OF	CRIME PREVENTION/MAJOR CRIME UNIT	17,648	10,919
HIDALGO COUNTY	CRIME PREVENTION/MAJOR CRIME UNIT	14,826	10,495
HONDO, CITY OF	CRIME PREVENTION/JUVENILE OFFICER	23,316	4,000
JERSEY VILLAGE, CITY OF	CRIME PREVENTION/NEIGH. PATROL	21,826	14,672
KATY, CITY OF	CRIME PREVENTION/MAJOR CRIME UNIT	29,453	23,524
KELLER, CITY OF	CRIME PREVENTION/JUVENILE OFFICER	20,247	15,020
KENDALL COUNTY	CRIME PREVENTION/MAJOR CRIMES OFFR	13,910	
KILGORE, CITY OF	CRIME PREVENTION/JUVENILE OFFICER	12,829	5,818
LAMESA, CITY OF	CRIME PREVENTION/MAJOR CRIMES OFFR	17,903	12,350
LAREDO, CITY OF	CRIME PREVENTION PROJECT	8,069	
LEON VALLEY, CITY OF	CRIME PREVENTION/MAJOR CRIMES OFFR	15,000	9,333
LIBERTY COUNTY	CRIME PREVENTION/NEIGH. PATROL	11,547	10,599
LITTLEFIELD, CITY OF	CRIME PREVENTION/MAJOR CRIMES OFFR	20,419	10,477
LIVE OAK, CITY OF	CRIME PREVENTION/MAJOR CRIMES OFFR	20,728	8,000
MALAKOFF, CITY OF	CRIME PREVENTION/MAJOR CRIMES OFFR	22,814	
MARFA, CITY OF	CRIME PREVENTION/NEIGH. PATROL		23,010
MARSHALL, CITY OF	CRIME PREVENTION/JUVENILE OFFICER	17,094	10,780
MATHIS, CITY OF	CRIME PREVENTION/MAJOR CRIMES OFFR	22,900	13,653
NAVASOTA, CITY OF	CRIME PREVENTION/MAJOR CRIMES OFFR	16,144	9,924
NEEDVILLE, CITY OF	CRIME PREVENTION/SPECIAL CRIMES OFFR	17,071	28,609
PALESTINE, CITY OF	CRIME PREVENTION/MAJOR CRIMES OFFR		25,836
PEARSALL, CITY OF	CRIME PREVENTION/MAJOR CRIMES OFFR	14,368	13,253
PORT ARANSAS, CITY OF	CRIME PREVENTION/MAJOR CRIMES OFFR	23,502	14,810
PORT ISABEL, CITY OF	CRIME PREVENTION/MAJOR CRIME UNIT	19,936	19,406
RAINS COUNTY	CRIME PREVENTION/MAJOR CRIMES OFFR	21,886	
RICHLAND HILLS, CITY OF	CRIME PREVENTION/SPECIAL CRIMES OFFR	27,367	20,399
ROCKWALL, CITY OF	CRIME PREVENTION/JUVENILE OFFICER	25,703	
ROMA, CITY OF	CRIME PREVENTION/BURGLARY INVEST.	14,462	8,480

TABLE 4: CRIMINAL JUSTICE PLANNING FUND - CONTINUED
MULTI-PURPOSE CRIME PREVENTION/LAW ENFORCEMENT PROGRAMS

GRANTEE	TITLE OF PROJECT	FY 1987 BUDGETED	FY 1988 BUDGETED
ROWLETT, CITY OF	CRIME PREVENTION/JUVENILE OFFICER		14,759
SACHSE, CITY OF	CRIME PREVENTION/NEIGH. PATROL	26,977	29,563
SANTA FE, CITY OF	CRIME PREVENTION/NEIGH. PATROL	25,408	17,962
SANTA ROSA, CITY OF	CRIME PREVENTION/MAJOR CRIMES OFFR	13,413	
SEABROOK, CITY OF	CRIME PREVENTION/COMMUNITY RELATIONS		19,747
SEAGOVILLE, CITY OF	CRIME PREVENTION/MAJOR CRIMES OFFR	29,866	20,423
SMITHVILLE, CITY OF	CRIME PREVENTION/MAJOR CRIME UNIT	21,562	19,302
SOMERVILLE, CITY OF	MULTI-PURPOSE L.E. PROGRAM	11,256	10,652
UNIVERSAL CITY	CRIME PREVENTION/MAJOR CRIMES OFFR	15,263	5,000
UPSHUR COUNTY	CRIME PREVENTION/JUVENILE OFFICER	23,281	18,341
UVALDE, CITY OF	CRIME PREVENTION/JUVENILE OFFICER	16,044	7,601
WATAUGA, CITY OF	CRIME PREVENTION/MAJOR CRIME UNIT	32,523	
WHITEHOUSE, CITY OF	CRIME PREVENTION/MAJOR CRIMES OFFR	16,070	13,358
WINDCREST, CITY OF	CRIME PREVENTION/JUVENILE OFFICER	18,550	6,000
ZAPATA COUNTY	CRIME PREVENTION/MAJOR CRIME UNIT	13,520	7,975
ZAVALA COUNTY	CRIME PREVENTION/JUVENILE OFFICER	17,035	10,902
	TOTAL	1,081,969	682,825

TABLE 5: CRIMINAL JUSTICE PLANNING FUND
LAW ENFORCEMENT TRAINING AND EDUCATION

GRANTEE	TITLE OF PROJECT	FY 1987 BUDGETED	FY 1988 BUDGETED
ALAMO AREA COG	REG POLICE TRAINING ACADEMY	57,894	127,162
ARK-TEX COG	REG LAW ENFORCEMENT TRAINING	48,283	37,350
BRAZOS VALLEY DC	L.E. TRAINING & EDUCATION	37,717	37,656
CAPITAL AREA PC	PEACE OFFICER TRAINING	70,263	81,668
CENTRAL TEXAS COG	PEACE OFFICER TRAINING	30,683	25,881
COASTAL BEND COG	REG TRAINING ACADEMY	63,214	54,060
CONCHO VALLEY COG	REG LAW ENFORCEMENT TRAINING	27,314	26,168
DALLAS COUNTY	HUMAN RELATIONS TRAINING	3,649	
DEEP EAST TEXAS COG	REG LAW ENFORCEMENT TRAINING	21,274	28,980
EAST TEXAS COG	REG POLICE TRAINING	71,919	75,074
EL PASO, CITY OF	LAW ENFORCEMENT FITNESS	3,388	
GOLDEN CRESCENT RPC	REG LAW ENFORCEMENT TRAINING	17,000	16,998
HOUSTON-GALVESTON AC	REG LAW ENFORCEMENT TRAINING	193,279	213,980
LOWER RIO GRANDE VALLEY DC	REG LAW ENFORCEMENT TRAINING	109,596	111,833
MIDDLE RIO GRANDE DC	REG LAW ENFORCEMENT TRAINING	23,404	21,909
NORTH TEXAS RPC	REG POLICE TRAINING ACADEMY	360,063	358,744
NORTH TEXAS RPC	REG PEACE OFFICER TRAINING	41,333	43,829
PANHANDLE RPC	REG LAW ENFORCEMENT ACADEMY	40,589	41,000
PERMIAN BASIN RPC	LAW ENFORCEMENT TRAINING	61,080	57,820
SAN ANTONIO, CITY OF	ARSON TRAINING & EDUCATION	2,477	
SAN ANTONIO, CITY OF	POLICE TRAINING	29,701	
SHERIFFS' ASSOC. OF TEXAS	SHERIFFS' TRAINING PROGRAM		50,950
SHERIFFS' ASSOC. OF TEXAS	LEGAL ASSISTANCE TRAINING PROGRAM	74,990	
SHERIFFS' ASSOC. OF TEXAS	LEGAL ASSISTANCE TRAINING PROGRAM	15,000	
SOUTH PLAINS AG	REG LAW ENFORCEMENT ACADEMY	68,584	71,144
SOUTH TEXAS DC	PEACE OFFICER TRAINING	22,572	19,975
SOUTHEAST TEXAS RPC	REG POLICE ACADEMY	82,041	80,542
TARRANT COUNTY JR COLLEGE	CERTIFIED CHEMICAL BREATH TESTING	15,821	8,108
TEXAS A&M UNIVERSITY	PURSUIT DRIVING COURSE	25,846	24,976
TEXAS POLICE ASSOCIATION	STATEWIDE POLICE TRAINING	139,150	138,918
TEXOMA RPC	L.E. TRAINING & EDUCATION	26,972	27,491
WEST TEXAS COG	REG VIII TRAINING ACADEMY	52,589	52,506
WEST TEXAS COG	REG LAW ENFORCEMENT ACADEMY	59,067	59,613
	TOTAL	1,896,752	1,894,335

TABLE 6: CRIMINAL JUSTICE PLANNING FUND
ORGANIZED CRIME CONTROL UNITS

GRANTEE	TITLE OF PROJECT	FY 1987 BUDGETED	FY 1988 BUDGETED
AMARILLO, CITY OF	PANHANDLE REG ORGANIZED CRIME UNIT	127,314	118,707
ANGELINA COUNTY	REG ORGANIZED CRIME TASK FORCE	29,741	
AUSTIN, CITY OF	ORGANIZED CRIME CONTROL UNIT	230,558	226,828
BAYTOWN, CITY OF	HARRIS COUNTY ORG CRIME CONTROL	201,541	206,199
CORPUS CHRISTI, CITY OF	NUECES COUNTY ORG CRIME CONTROL	141,867	134,064
DALLAS COUNTY	ORGANIZED CRIME TASK FORCE	155,488	182,383
EL PASO, CITY OF	SPECIAL INVESTIGATIONS GROUP	220,063	180,622
FORT WORTH, CITY OF	MULTI-AGENCY PROPERTY CRIME	279,014	296,357
GALVESTON COUNTY	ORGANIZED CRIME CONTROL UNIT	218,540	232,345
MONTGOMERY COUNTY	ORGANIZED CRIME CONTROL UNIT	95,845	
TX DEPT OF PUBLIC SAFETY	ELECTRONIC SURVEILLANCE/DRUG TRAFFIC	381,370	
	TOTAL	2,081,341	1,577,505

TABLE 7: CRIMINAL JUSTICE PLANNING FUND
SPECIAL LAW ENFORCEMENT UNITS AND PROGRAMS

GRANTEE	TITLE OF PROJECT	FY 1987 BUDGETED	FY 1988 BUDGETED
ABILENE, CITY OF	PLANNING & RESEARCH UNIT	36,223	
BEAUMONT, CITY OF	CHILD ABUSE/SEXUAL ASSAULT	32,503	
BELL COUNTY	DANGEROUS DRUG CONTROL UNIT		21,606
BROWNSVILLE, CITY OF	NARCOTICS DANGEROUS DRUG CONTROL	44,741	25,634
CARROLLTON, CITY OF	CRIME SCENE SEARCH/IDENTIFICATION	49,449	50,721
CEDAR HILL, CITY OF	NARCOTICS UNIT	21,517	19,535
CORPUS CHRISTI, CITY OF	BURGLARY TASK FORCE	5,060	
DUNCANVILLE, CITY OF	NARCOTICS UNIT		59,416
ELECTRA, CITY OF	POLICE DEPT INVESTIGATION UNIT	5,293	
EULESS, CITY OF	DRUG ABUSE UNIT	27,396	
EVERMAN, CITY OF	MAJOR CRIMES OFFICER	29,401	
GAINESVILLE, CITY OF	NARCOTICS & DANGEROUS DRUG UNIT	13,554	5,621
GARLAND, CITY OF	CANINE UNIT	99,663	79,640
GARLAND, CITY OF	INTEGRAL CRIME PREVENTION PROGRAM	31,242	24,065
GATESVILLE, CITY OF	CRIMINAL INVESTIGATOR PROJECT	9,212	4,383
GOLIAD COUNTY	LOCAL DANGEROUS DRUG UNIT		5,464
GRAND PRAIRIE, CITY OF	SPECIAL LAW ENFORCEMENT UNIT	54,464	43,398
GRAYSON COUNTY	NARCOTICS & DANGEROUS DRUG UNIT	28,281	23,407
HARRIS COUNTY	CHILD ABUSE INVESTIGATION UNIT		58,599
HARRIS COUNTY	JUVENILE NARCOTICS UNIT	63,653	44,631
HARRIS COUNTY	MAJOR THEFTS UNIT	59,340	40,339
HEARNE, CITY OF	SPECIAL LAW ENFORCEMENT UNIT		9,619
HOUSTON, CITY OF	OFFICE OF VOLUNTEER SERVICES	43,859	21,836
HOUSTON, CITY OF	INTERJURISDICTIONAL AUTO THEFT UNIT	136,671	90,444
IOWA PARK, CITY OF	SPECIAL LAW ENFORCEMENT UNIT	12,728	8,944
IRVING, CITY OF	CALL SCREEN PROJECT	55,178	28,698
JIM WELLS COUNTY	BURGLARY TASK FORCE	18,825	11,835
JONESTOWN, CITY OF	CRIME PREVENTION/MAJOR CRIME UNIT	24,570	
KAUFMAN COUNTY	CRIMINAL INVESTIGATION	22,766	11,120
LA MARQUE, CITY OF	MAJOR CRIMES INVESTIGATOR	17,791	
LAVACA COUNTY	RURAL PATROL	6,000	2,800
LINDALE, CITY OF	JUVENILE/MAJOR CRIME OFFICER	13,658	10,059
LONGVIEW, CITY OF	REPEAT OFFENDERS PROGRAM		33,053
LUBBOCK, CITY OF	MAJOR CRIME INVESTIGATION UNIT		36,572
LUBBOCK, CITY OF	LOCAL DANGEROUS DRUG CONTROL UNIT	38,372	
LUBBOCK, CITY OF	SELECTIVE LAW ENFORCEMENT UNIT	22,027	9,473
LUBBOCK, CITY OF	LOCAL DANGEROUS DRUG CONTROL UNIT		26,352
LUFKIN, CITY OF	BURGLARY INVESTIGATION UNIT	14,363	
MARBLE FALLS, CITY OF	CRIMINAL INVESTIGATOR	8,547	5,507
MCKINNEY, CITY OF	CRIME SCENE SEARCH	18,222	12,952
MISSION, CITY OF	LOCAL DANGEROUS DRUG CONTROL UNIT	64,551	58,178
MONTGOMERY COUNTY	IDENTIFICATION DIVISION DEPUTY	6,981	
NACOGDOCHES COUNTY	BURGLARY INVESTIGATION UNIT	21,543	18,268
ORANGE COUNTY	SPECIAL LAW ENFORCEMENT UNIT	39,509	30,775
PARKER COUNTY	NARCOTICS DANGEROUS DRUG CONTROL	102,788	85,120
PRESIDIO COUNTY	SPECIAL LAW ENFORCEMENT UNIT	60,962	
SAN ANTONIO, CITY OF	POLICE CRIMINAL JUSTICE PLANNING	38,193	19,899

TABLE 7: CRIMINAL JUSTICE PLANNING FUND - CONTINUED
SPECIAL LAW ENFORCEMENT UNITS AND PROGRAMS

GRANTEE	TITLE OF PROJECT	FY 1987 BUDGETED	FY 1988 BUDGETED
SEAGOVILLE, CITY OF	MAJOR CRIMES OFFICER	27,085	
TX DEPT OF PUBLIC SAFETY	TELECOMMUNICATIONS CONTROL SYSTEM	1,384,619	1,384,619
TX DEPT OF PUBLIC SAFETY	ELECTRONIC SURVEILLANCE DRUG TRAFFIC		383,870
TYLER, CITY OF	CHILD ABUSE OFFICER		30,811
WACO, CITY OF	DANGEROUS DRUG CONTROL	33,142	25,682
WAELDER, CITY OF	SPECIAL LAW ENFORCEMENT UNIT	8,780	
WALKER COUNTY	SPECIAL INVESTIGATORS FOR TDC	33,480	27,315
WOOD COUNTY	DANGEROUS DRUG CONTROL UNIT	29,857	19,200
	TOTAL	2,916,059	2,909,460

TABLE 8: CRIMINAL JUSTICE PLANNING FUND
ALTERNATIVE EDUCATION PROGRAMS FOR JUVENILES

GRANTEE	TITLE OF PROJECT	FY 1987 BUDGETED	FY 1988 BUDGETED
AUSTIN ISD	ALT CLASSROOM DISRUPTIVE YOUTH	56,045	
BEAUMONT ISD	TRUANCY PREVENTION	12,458	
BRAZOSPORT ISD	BRAZOSPORT ALTERNATIVE SCHOOL	71,432	36,052
BROWNSVILLE ISD	ALT CLASSROOM DELINQUENT YOUTH	17,669	14,210
CALHOUN COUNTY ISD	ALT CLASSROOM DISRUPTIVE YOUTH	22,000	17,755
COLLEGE STATION ISD	ALT CLASSROOM DISRUPTIVE YOUTH	14,492	7,598
CORPUS CHRISTI ISD	CIS DROPOUT RECOVERY & RETRIEVAL	50,000	44,849
CYPRESS-FAIRBANKS ISD	DISCIPLINE MANAGEMENT CLASSES	43,582	
DALHART ISD	ALTERNATIVE CLASSROOM	9,714	4,928
DALLAS ISD	ALT CLASSROOM DISRUPTIVE YOUTH	50,000	58,806
DALLAS ISD	ALTERNATIVE CLASSROOM	78,250	50,000
DANBURY ISD	ALTERNATIVE LEARNING CTR	24,614	17,182
DENTON ISD	IN-SCHOOL SUSPENSION CTR	27,756	19,387
DUMAS ISD	JUNIOR HIGH ALT CLASSROOM	4,937	2,573
DUMAS ISD	HIGH SCHOOL ALT CLASSROOM	7,406	5,145
ECTOR ISD	REASSIGNMENT ALT CLASSROOM	11,293	
EDGEWOOD ISD	ALTERNATIVE CLASSROOM	51,426	
EDNA ISD	ALT CLASSROOM DISRUPTIVE YOUTH	9,735	5,070
GALVESTON ISD	ALTERNATIVE PROGRAM/CIS	50,000	70,074
HARLINGEN CISD	ALTERNATIVE CLASSROOM/CIS	29,361	22,401
HEREFORD ISD	ALTERNATIVE CLASSROOM	14,447	8,146
HONEY GROVE ISD	ALT CLASSROOM DISRUPTIVE YOUTH	12,794	
HOUSTON ISD	ALT CLASSROOM DISRUPTIVE YOUTH	188,437	99,030
HURST EULESS BEDFORD ISD	ALTERNATIVE CLASSROOM		129,368
KELLER ISD	ALT EDUCATION OFF-CAMPUS CTR		78,454
LA MARQUE ISD	ALTERNATIVE CLASSROOM/CIS		89,729
LANCASTER ISD	ALTERNATIVE CLASSROOM	48,598	25,023
LAREDO ISD	ALT CLASSROOM DISRUPTIVE YOUTH	14,868	8,920
LINDEN KILDARE ISD	ALTERNATIVE CLASSROOM	10,706	8,383
NEDERLAND ISD	ALTERNATIVE CLASSROOM		57,028
NEW BRAUNFELS ISD	ALTERNATIVE CLASSROOM	16,566	9,590
PARIS ISD	ALTERNATIVE CLASSROOM	17,808	14,246
RANGER ISD	ALTERNATIVE CLASSROOM	19,881	13,388
REGION XIX EDUC SERVICE CTR	ALTERNATIVE CLASSROOM	46,030	
RIO GRANDE CITY CISD	ALTERNATIVE CLASSROOM	14,813	5,915
ROCKWALL ISD	ALTERNATIVE LEARNING CTR	26,847	20,431
ROMA ISD	ON CAMPUS SUSPENSION PROGRAM	14,868	5,947
SAN ELIZARIO ISD	ALTERNATIVE CLASSROOM	20,162	18,687
SINTON ISD	IN-SCHOOL SUSPENSION CTR	10,062	5,867
TEXARKANA ISD	ALTERNATIVE CLASSROOM	10,072	
VIDOR ISD	ALTERNATIVE CLASSROOM	29,658	16,257
WACO ISD	ALT SCHOOL COUNSELING PROG		17,895
YSLETA ISD	ALTERNATIVE CLASSROOM		21,032
YSLETA ISD	ALTERNATIVE CLASSROOM	40,000	40,000
TOTAL		1,198,787	1,069,366

TABLE 9: CRIMINAL JUSTICE PLANNING FUND
JUVENILE LAW ENFORCEMENT OFFICER PROJECTS

GRANTEE	TITLE OF PROJECT	FY 1987 BUDGETED	FY 1988 BUDGETED
BOWIE COUNTY	JUVENILE LAW ENFORCEMENT OFFICER	11,046	
BURNET COUNTY	JUVENILE LAW ENFORCEMENT OFFICER	22,657	18,044
CARRIZO SPRINGS, CITY OF	JUVENILE LAW ENFORCEMENT OFFICER		9,336
COPPERAS COVE, CITY OF	JUVENILE LAW ENFORCEMENT OFFICER		42,949
DEL RIO, CITY OF	JUVENILE LAW ENFORCEMENT OFFICER	8,968	7,031
DENTON, CITY OF	JUVENILE LAW ENFORCEMENT OFFICER	29,495	15,460
DIMMIT COUNTY	JUVENILE LAW ENFORCEMENT OFFICER	12,050	
DUNCANVILLE, CITY OF	JUVENILE LAW ENFORCEMENT OFFICER	29,959	23,872
DUVAL COUNTY	JUVENILE LAW ENFORCEMENT OFFICER	4,296	
FORT WORTH, CITY OF	JUVENILE GANG UNIT	111,991	56,495
GREENVILLE, CITY OF	JUVENILE LAW ENFORCEMENT OFFICER		39,499
GREGG COUNTY	JUVENILE LAW ENFORCEMENT OFFICER	21,846	15,999
HAYS COUNTY	JUVENILE LAW ENFORCEMENT OFFICER		19,777
HOUSTON, CITY OF	INHALANT ABUSE GUIDANCE/DIVERSION	53,406	27,861
JIM WELLS COUNTY	JUVENILE LAW ENFORCEMENT OFFICER	18,000	13,017
JIM WELLS COUNTY	JUVENILE LAW ENFORCEMENT OFFICER		13,395
JOHNSON COUNTY	JUVENILE UNIT	30,896	25,689
MANSFIELD, CITY OF	JUVENILE LAW ENFORCEMENT OFFICER		16,372
MAVERICK COUNTY	JUVENILE LAW ENFORCEMENT OFFICER	8,968	6,855
MIDLAND COUNTY	JUVENILE DIVISION	44,190	24,366
MT PLEASANT, CITY OF	JUVENILE LAW ENFORCEMENT OFFICER		11,868
POLK COUNTY	JUVENILE LAW ENFORCEMENT OFFICER	16,420	12,411
ROBSTOWN, CITY OF	JUVENILE LAW ENFORCEMENT OFFICER	9,396	
ROSENBERG, CITY OF	JUVENILE LAW ENFORCEMENT OFFICER		25,695
SAN ANTONIO, CITY OF	JUVENILE OFFICER/REPEAT OFFENDER	26,500	17,347
SAN JACINTO COUNTY	JUVENILE LAW ENFORCEMENT OFFICER		18,573
SAN MARCOS, CITY OF	JUVENILE LAW ENFORCEMENT OFFICER	16,809	11,341
SWISHER COUNTY	JUVENILE LAW ENFORCEMENT OFFICER	23,594	18,198
TEMPLE, CITY OF	JUVENILE DIVERSION UNIT	5,606	
TITUS COUNTY	JUVENILE LAW ENFORCEMENT OFFICER	16,685	
TRAVIS COUNTY	JUVENILE UNIT	14,155	7,162
	TOTAL	536,933	498,612

TABLE 10: CRIMINAL JUSTICE PLANNING FUND
PURCHASE OF JUVENILE SERVICES

GRANTEE	TITLE OF PROJECT	FY 1987 BUDGETED	FY 1988 BUDGETED
BEXAR COUNTY	PURCHASE OF JUVENILE SERVICES	708,935	
HARRIS COUNTY	PURCHASE OF JUVENILE SERVICES	168,383	
	TOTAL	877,318	

TABLE 11: CRIMINAL JUSTICE PLANNING FUND

JUVENILE CORRECTIONS PROGRAM FOR SERIOUS AND REPEAT OFFENDERS

GRANTEE	TITLE OF PROJECT	FY 1987 BUDGETED	FY 1988 BUDGETED
BEXAR COUNTY	INTENSIVE SUPERVISION PROGRAM		88,558
BROOKS COUNTY	JUV CORRECTION/SERIOUS & REPEAT OFFENDER		8,635
CAMERON COUNTY	JUV CORRECTION/SERIOUS & REPEAT OFFENDER		42,105
CAMERON COUNTY	JUV SEXUAL OFFENDER THERAPY PROGRAM		8,885
DALLAS COUNTY	JUV CORRECTION/SERIOUS & REPEAT OFFENDER	91,769	73,583
ECTOR COUNTY	JUV CORRECTION/SERIOUS & REPEAT OFFENDER	12,648	8,189
FORT BEND COUNTY	JUV CORRECTION/SERIOUS & REPEAT OFFENDER		39,295
GALVESTON COUNTY	JUV CORRECTION/SERIOUS & REPEAT OFFENDER		137,265
WICHITA COUNTY	JUV CORRECTION/SERIOUS & REPEAT OFFENDER		45,979
WILLACY COUNTY	JUV CORRECTION/SERIOUS & REPEAT OFFENDER	9,252	
YOAKUM COUNTY	JUV CORRECTION/SERIOUS & REPEAT OFFENDER		85,002
	TOTAL	113,669	537,496

TABLE 12: CRIMINAL JUSTICE PLANNING FUND
REPLICATION OF MODEL JUVENILE JUSTICE PROGRAMS

GRANTEE	TITLE OF PROJECT	FY 1987 BUDGETED	FY 1988 BUDGETED
ALAMO AREA COG	REG JUVENILE DELINQUENCY PREVENTION	101,923	
ATASCOSA COUNTY	JUVENILE DETENTION STAFFING	19,801	17,321
AUSTIN, CITY OF	JUV DELINQUENCY PREV/CRISIS INTERVENTION	44,936	30,039
BRAZOS COUNTY	VOLUNTEERS IN PROBATION SERVICES (VIPS)		21,608
COLLIN COUNTY	JUVENILE DETENTION FACILITY	25,848	
DALLAS, CITY OF	FIRST OFFENDER PROGRAM	64,675	47,628
DALLAS COUNTY	STATUS OFFENDER INTAKE		71,327
DALLAS COUNTY	RESTITUTION & EMPLOYMENT PROJECT	80,311	56,191
DAWSON COUNTY	JUVENILE RENOVATION		37,613
DEEP EAST TEXAS COG	REG JUVENILE CRIME PREVENTION PROGRAM	36,834	
EL PASO COUNTY	JUVENILE CORRECTIONS		23,814
EL PASO COUNTY	COURT APPOINTED SPECIAL ADVOCATES	30,230	
GALVESTON COUNTY	PRELIMINARY PLAN ALT PLACEMENT/PHS I		4,905
GOLDEN CRESCENT COG	REG RESTITUTION PROJECT	15,000	25,580
GRAYSON COUNTY	JUVENILE DETENTION STAFFING	69,089	54,868
GRAYSON COUNTY	DETENTION SUPERVISION	9,852	5,106
GREENVILLE, CITY OF	DELINQUENCY PREVENTION PROJECT	22,259	17,650
GREGG COUNTY	DETENTION CENTER EQUIPMENT	51,925	
HARRIS COUNTY	JUVENILE DETENTION CENTER STAFFING	72,456	
HARRIS COUNTY	JUVENILE FIRE PREVENTION PROGRAM	57,940	46,325
HOOD COUNTY	DETENTION STAFFING	72,412	
HOUSTON, CITY OF	JUVENILE FIRESETTERS INTERVENTION	42,700	
HOWARD COUNTY	DETENTION FACILITY STAFF		17,494
JOHNSON COUNTY	JUV DETENTION FACILITY STAFFING PROGRAM	22,864	
KAUFMAN COUNTY	COMMUNITY RESTITUTION FOR JUVENILES	23,707	
KERR COUNTY	JUVENILE DETENTION STAFFING		19,983
LIMESTONE COUNTY	JUVENILE DETENTION	24,423	12,706
LOWER RIO GRANDE VAL DC	STATE PLNG/IMPLEMENTATION OF YOUTH SVC	50,887	
MCLENNAN COUNTY	REPLICATION MODEL - JUV JUSTICE PROJECT		27,030
MONTGOMERY COUNTY	STAFFING FOR REG JUVENILE DETENTION	56,115	82,781
MOORE COUNTY	DETENTION SHELTER COORDINATOR		22,437
NORTH CENTRAL TEXAS COG	PROJECT WHO	68,922	
SAN ANGELO, CITY OF	JUVENILE ALCOHOL DIVERSION	11,440	8,440
SAN ANGELO, CITY OF	PROJECT D.A.R.E.		35,796
SAN ANTONIO, CITY OF	DOWNTOWN YOUTH SERVICES CTR	104,123	66,843
SAN ANTONIO, CITY OF	JUVENILE RESTITUTION CTR	14,225	7,075
SAN ANTONIO, CITY OF	ADOLESCENT SEXUAL OFFENDER PROGRAM		41,999
SAN ANTONIO, CITY OF	ADOLESCENT SEXUAL OFFENDER PROGRAM	50,333	
SAN PATRICIO COUNTY	REG JUVENILE CTR - ARCHITECTURAL DRAWINGS		31,250
TRAVIS COUNTY	SECURE DETENTION DIVERSION PROJECT		86,070
WALLER COUNTY	CITIZEN INVOLVEMENT - ALCOHOL/DRUG ABUSI	25,081	
WALLER COUNTY	JUVENILE DETENTION STAFFING		45,530
WALLER COUNTY	RENOVATION OF DETENTION FACILITIES		38,410
WEST TEXAS COG	SUBSTANCE ABUSE PREVENTION		42,049
WICHITA COUNTY	JUVENILE DETENTION STAFFING	38,448	
WILLACY COUNTY	JUV DELINQUENCY PREVENTION INTERVENTION	12,000	9,000
	TOTAL	1,320,759	1,054,868

TABLE 13: CRIMINAL JUSTICE PLANNING FUND

PROSECUTION AND CRIMINAL DEFENSE TRAINING AND SUPPORT SERVICES

GRANTEE	TITLE OF PROJECT	FY 1987 BUDGETED	FY 1988 BUDGETED
ATTORNEY GENERAL	AID & INFO SVCS FOR PROSECUTORS	86,847	70,072
STATE COMM ON JUD. CONDUCT	APPEALS & FORMAL PROCEEDING		33,500
STATE COMM ON JUD. CONDUCT	JUDICIAL CONDUCT TASK FORCE		78,888
TDCAA	TEX PROSECUTORS ASSISTANCE PROJECT	547,179	596,923
TX CRIMINAL DEFENSE LAWYERS	CRIMAL DEFENSE LAWYERS PROJECT	153,906	153,906
	TOTAL	787,932	933,289

TABLE 14: CRIMINAL JUSTICE PLANNING FUND
PROSECUTION

GRANTEE	TITLE OF PROJECT	FY 1987 BUDGETED	FY 1988 BUDGETED
ANGELINA COUNTY	DISTRICT ATTORNEY SCREENING OFFICER	5,482	
ANGELINA COUNTY	SCREENING UNIT FOR COUNTY ATTORNEY	21,818	17,059
BEXAR COUNTY	DISTRICT ATTORNEY APPREHENSION BUREAU	43,178	29,209
BEXAR COUNTY	CAREER CRIMINAL UNIT	64,866	81,160
DONLEY COUNTY	DISTRICT ATTORNEY SCREENING UNIT	5,390	
EL PASO COUNTY	FAMILY VIOLENCE PROSECUTOR	41,250	
EL PASO COUNTY	STOP DWI	25,341	9,493
EL PASO COUNTY	COMPREHENSIVE DOMESTIC VIOLENCE PROG		54,113
FANNIN COUNTY	DISTRICT ATTORNEY VIDEO SYSTEM	1,250	
FORT BEND COUNTY	CAREER & REPEAT OFFENDER UNIT	15,368	
FORT BEND COUNTY	SPECIAL CRIMES UNIT	42,330	33,864
FORT BEND COUNTY	SCREENING UNIT		65,251
HARRIS COUNTY	CHILD ABUSE PROSEC/VICTIM ASSISTANCE	222,774	165,126
HEMPHILL COUNTY	DISTRICT ATTORNEY SCREENING UNIT	28,415	
JACKSON COUNTY	SPECIAL CRIMES UNIT - PROSECUTION	57,395	
JONES COUNTY	SPECIAL PROSECUTOR	22,856	
KARNES COUNTY	CASE SCREENING	15,995	8,452
KAUFMAN COUNTY	DISTRICT ATTORNEY SCREENING UNIT	31,841	27,357
MIDLAND COUNTY	CAREER OFFENDER UNIT	41,183	33,411
STARR COUNTY	SCREENING UNIT FOR COUNTY ATTORNEY	10,345	5,741
TDCAA	PROSECUTION OF PRISON CRIME		345,256
TRAVIS COUNTY	DIST ATTORNEY MAJ CRIME NARCOTIC DIV	7,820	
UPSHUR COUNTY	PROSECUTION ASSISTANCE	91,600	
WALKER COUNTY	REPEAT OFFENDER UNIT	46,818	23,318
WALKER COUNTY	TDC SPECIAL PROSECUTORS/VISITING JUDGES		10,290
WEBB COUNTY	JUVENILE SCREENING PROJECT	11,846	6,672
WILBARGER COUNTY	CHILD ABUSE CASES	2,683	
	TOTAL	857,844	915,772

TABLE 15: CRIMINAL JUSTICE PLANNING FUND
JUDICIARY

GRANTEE	TITLE OF PROJECT	FY 1987 BUDGETED	FY 1988 BUDGETED
OFFICE OF COURT ADMINIS. SUPREME COURT OF TEXAS	PRESIDING JUDGES ASSIST PROJ PRESIDING JUDGES ASSIST PROJ	100,708	100,708
	TOTAL	100,708	100,708

TABLE 16: CRIMINAL JUSTICE PLANNING FUND

TRAINING AND EDUCATION OF CORRECTIONAL AND RELATED PERSONNEL

GRANTEE	TITLE OF PROJECT	FY 1987 BUDGETED	FY 1988 BUDGETED
BPP	TRNG TO SUPERVISE MENTALLY RETARDED	20,483	
DEAF SMITH COUNTY	JUV PROBATION DEPARTMENT INTERNSHIP		2,400
SAM HOUSTON STATE UNIV	TEXAS PROBATION TRAINING ACADEMY	149,720	149,720
SAN ANTONIO, CITY OF	LEGISLATORS CONFERENCE-YOUTH & CHILD		15,000
SOUTHWEST TX STATE UNIV	TEXAS JUVENILE JUSTICE CENTER		167,146
SOUTHWEST TX STATE UNIV	PUBLIC SCHOOL TEACHER TRAINING	235,941	
TARRANT COUNTY	INTERNSHIPS	4,582	4,312
	TOTAL	410,726	338,578

TABLE 17: CRIMINAL JUSTICE PLANNING FUND
COMMUNITY-BASED ALTERNATIVE PROGRAMS

GRANTEE	TITLE OF PROJECT	FY 1987 BUDGETED	FY 1988 BUDGETED
<hr/>			
BEXAR COUNTY	COMMUNITY CORRECTIONS SERVICES	28,962	
	TOTAL	28,962	

TABLE 18: CRIMINAL JUSTICE PLANNING FUND
STATE AGENCY COORECTIONAL PROGRAMS

GRANTEE	TITLE OF PROJECT	FY 1987 BUDGETED	FY 1988 BUDGETED
BPP	PAROLE EVALUATION DIVERSION PROG	148,279	
COMMISSION ON JAIL STANDARDS	IMPROVEMENT OF COUNTY JAILS	1,000	883
COMMISSION ON JAIL STANDARDS	IMPROVEMENT OF COUNTY JAILS	115,772	118,272
COMMISSION ON JAIL STANDARDS	IMPROVEMENT OF COUNTY JAILS	2,500	1,075
CRIMINAL JUSTICE POLICY COUNCIL	CRIMINAL JUSTICE POLICY DEV.		190,206
CRIMINAL JUSTICE POLICY COUNCIL	SYSTEM IMPROVEMENT	54,511	
CRIMINAL JUSTICE POLICY COUNCIL	CRIMINAL JUSTICE SYSTEM TASK FORCE	54,663	
GENERAL LAND OFFICE	ALLEVIATE PRISON OVERCROWDING	55,424	
PARENTS ANONYMOUS OF TEXAS INC	PRISON POPULATION ADVOCATE	86,375	50,033
STATE BAR OF TEXAS	CENTER FOR CORRECTIONAL SERVICES	183,973	183,973
TEXAS ADULT PROBATION COMM	EVALUATION OF CASE CLASSIFICATION	12,000	
TEXAS EMPLOYMENT COMMISSION	EX-OFFENDER EMPLOYMENT PROJECT	107,035	
	TOTAL	821,532	544,442

TABLE 19: CRIMINAL JUSTICE PLANNING FUND
INFORMATION SYSTEMS

GRANTEE	TITLE OF PROJECT	FY 1987 BUDGETED	FY 1988 BUDGETED
ALAMO, CITY OF	LAW ENFORCEMENT INFORMATION SYSTEM	7,600	
ALAMO HEIGHTS, CITY OF	LAW ENFORCEMENT INFORMATION SYSTEM	7,500	
ALICE, CITY OF	LAW ENFORCEMENT INFORMATION SYSTEM	14,943	
ATHENS, CITY OF	COMMUNICATIONS/INFORMATION SYSTEM	42,106	
BAYTOWN, CITY OF	STATISTICAL DATA ANALYSIS SECTION	20,481	15,877
BORGER, CITY OF	POLICE DEPT INFORMATION SYSTEM	3,500	
CALDWELL COUNTY	LAW ENFORCEMENT INFORMATION SYSTEM		10,450
CAPITAL AREA PC	REGIONAL CRIME ANALYSIS REPORTING	41,000	
CASS COUNTY	LAW ENFORCEMENT INFORMATION SYSTEM		1,300
CASTLE HILLS, CITY OF	LAW ENFORCEMENT INFORMATION SYSTEM		5,000
CEDAR PARK, CITY OF	POLICE MANAGEMENT INFORMATION SYSTEM	15,000	
COOKE COUNTY	DISTRICT COURT CASE FLOW MANAGEMENT	1,785	
COPPERAS COVE, CITY OF	DATABASE DEVELOPMENT	19,134	
DALHART, CITY OF	LAW ENFORCEMENT INFORMATION SYSTEM		1,015
DALLAM COUNTY	LAW ENFORCEMENT INFORMATION SYSTEM		2,750
DALLAS, CITY OF	CELLULAR PHONES		92,034
DALLAS, CITY OF	AUTOMATED RETRIEVAL	124,718	
DALLAS, CITY OF	CRIME ANALYSIS	143,763	
DALLAS COUNTY	LAW ENFORCEMENT INFORMATION SYSTEM		75,173
DALLAS COUNTY	CAD SYSTEM	45,965	
DALLAS COUNTY	DISTRICT ATTORNEY CHECK SYSTEM	46,350	
ERATH COUNTY	CASEFLOW MANAGEMENT		2,038
FORT WORTH, CITY OF	MINICOMPUTER ENHANCEMENT	41,720	
FORT WORTH, CITY OF	CELLULAR PHONES		67,988
FORT WORTH, CITY OF	PERSONNEL TRAINING COMPUTER	25,000	
FRIENDSWOOD, CITY OF	LAW ENFORCEMENT INFORMATION SYSTEM	33,661	
GRAND PRAIRIE, CITY OF	MOBILE DIGITAL COMMUNICATIONS		68,747
HARRIS COUNTY	DATA ANALYSIS CENTER	30,288	20,708
HAYS COUNTY	FILE AUTOMATION PROJECT	15,212	
HONDO, CITY OF	LAW ENFORCEMENT INFORMATION SYSTEM	30,212	
HOUSTON, CITY OF	CRIMINAL JUSTICE INFORMATION SYSTEM	240,065	130,340
HOUSTON, CITY OF	IMAGE STORAGE AND RETRIEVAL SYSTEM	20,875	16,715
HUTCHINSON COUNTY	LAW ENFORCEMENT INFORMATION SYSTEM		2,000
KENNEDALE, CITY OF	COMPUTER SYSTEM	9,840	
KILGORE, CITY OF	LAW ENFORCEMENT INFORMATION SYSTEM		35,635
KIRBY, CITY OF	LAW ENFORCEMENT INFORMATION SYSTEM		12,000
LEANDER, CITY OF	COMPUTER SYSTEM	7,906	
LOCKHART, CITY OF	POLICE RECORDS REPORTING SYSTEM	8,278	
LOCKHART, CITY OF	LAW ENFORCEMENT INFORMATION SYSTEM		3,500
LUBBOCK COUNTY	COMPUTER SYSTEM EXPANSION	11,936	
MESQUITE, CITY OF	LAW ENFORCEMENT INFORMATION SYSTEM		100,221
MEXIA, CITY OF	LAW ENFORCEMENT INFORMATION SYSTEM		21,763
MIDLAND COUNTY	COMMUNICATION UPGRADE	21,775	
MOORE COUNTY	JUVENILE INFORMATION SYSTEM		2,169
MT PLEASANT, CITY OF	LAW ENFORCEMENT INFORMATION SYSTEM		5,000
MULESHOE, CITY OF	POLICE & COURT COMPUTER SYSTEM	9,800	

TABLE 19: CRIMINAL JUSTICE PLANNING FUND - CONTINUED
INFORMATION SYSTEMS

GRANTEE	TITLE OF PROJECT	FY 1987 BUDGETED	FY 1988 BUDGETED
NAVARRO COUNTY	LAW ENFORCEMENT INFORMATION SYSTEM		6,300
NEW BRAUNFELS, CITY OF	LAW ENFORCEMENT INFORMATION SYSTEM		10,000
NUECES COUNTY	CRIMINAL CIVIL JUSTICE SYSTEM	35,584	13,699
PALO PINTO COUNTY	COMPUTER ASSISTED TRANSCRIPT	5,178	
PORT ISABEL, CITY OF	NEW TECHNOLOGY SYSTEM	5,599	5,252
POTEET, CITY OF	LAW ENFORCEMENT INFORMATION SYSTEM		5,000
ROYSE CITY, CITY OF	LAW ENFORCEMENT INFORMATION SYSTEM		2,260
SAN ANTONIO, CITY OF	INFORMATION SYSTEM DESIGN UNIT	76,847	56,031
TARRANT COUNTY	AUTOMATED PROBATIONER INTAKE		7,090
TAYLOR, CITY OF	LAW ENFORCEMENT INFORMATION SYSTEM		16,154
TX DEPT OF PUBLIC SAFETY	TEXAS UNIFORM CRIME REPORTING PROG	274,812	274,812
UPSHUR COUNTY	CRIMINAL TRIAL COURT CASE MANAGEMENT		1,950
WACO, CITY OF	LAW ENFORCEMENT INFORMATION SYSTEM	59,021	9,343
WALKER COUNTY	INTEGRATED COMPUTER SYSTEM	44,814	24,303
WASHINGTON COUNTY	LAW ENFORCEMENT INFORMATION SYSTEM		10,675
WHITEHOUSE, CITY OF	PATROL & COMMUNICATIONS IMPROVEMENT	4,200	
WINDCREST, CITY OF	LAW ENFORCEMENT INFORMATION SYSTEM	7,500	
	TOTAL	1,553,968	1,135,292

TABLE 20: CRIMINAL JUSTICE PLANNING FUND

REGIONAL COORDINATION OF CRIMINAL JUSTICE PROGRAMS

GRANTEE	TITLE OF PROJECT	FY 1987 BUDGETED	FY 1988 BUDGETED
ALAMO AREA COG	REGIONAL CRIMINAL JUSTICE COORDINATION	46,253	46,267
ARK TEX COG	REGIONAL CRIMINAL JUSTICE COORDINATION	20,863	20,680
BRAZOS VALLEY DC	REGIONAL CRIMINAL JUSTICE COORDINATION	20,274	20,325
CAPITAL AREA PC	REGIONAL CRIMINAL JUSTICE COORDINATION	31,676	32,751
CENTRAL TEXAS COG	REGIONAL CRIMINAL JUSTICE COORDINATION	21,137	21,035
COASTAL BEND COG	REGIONAL CRIMINAL JUSTICE COORDINATION	26,778	26,692
CONCHO VALLEY COG	REGIONAL CRIMINAL JUSTICE COORDINATION	18,968	19,006
DEEP EAST TEXAS COG	REGIONAL CRIMINAL JUSTICE COORDINATION	21,024	20,909
EAST TEXAS COG	REGIONAL CRIMINAL JUSTICE COORDINATION	27,353	27,342
GOLDEN CRESCENT RPC	REGIONAL CRIMINAL JUSTICE COORDINATION	19,402	19,269
HEART OF TEXAS COG	REGIONAL CRIMINAL JUSTICE COORDINATION	21,833	21,706
HOUSTON-GALVESTON AC	REGIONAL CRIMINAL JUSTICE COORDINATION	97,145	94,602
LOWER RIO GRANDE VAL DC	REGIONAL CRIMINAL JUSTICE COORDINATION	27,596	27,733
MIDDLE RIO GRANDE DC	REGIONAL CRIMINAL JUSTICE COORDINATION	18,615	18,598
NORTEX REGIONAL PC	REGIONAL CRIMINAL JUSTICE COORDINATION	20,718	20,655
NORTH CENTRAL TEXAS COG	REGIONAL CRIMINAL JUSTICE COORDINATION	99,778	103,165
PANHANDLE REGIONAL PC	REGIONAL CRIMINAL JUSTICE COORDINATION	23,304	23,097
PERMIAN BASIN RPC	REGIONAL CRIMINAL JUSTICE COORDINATION	24,376	24,447
SOUTH PLAINS AG	REGIONAL CRIMINAL JUSTICE COORDINATION	24,841	24,179
SOUTH TEXAS D C	REGIONAL CRIMINAL JUSTICE COORDINATION	19,502	19,543
SOUTHEAST TEXAS RPC	REGIONAL CRIMINAL JUSTICE COORDINATION	23,913	23,549
TEXOMA REGIONAL PC	REGIONAL CRIMINAL JUSTICE COORDINATION	19,211	19,132
WEST CENTRAL TEXAS COG	REGIONAL CRIMINAL JUSTICE COORDINATION	21,845	21,717
WEST TEXAS COG	REGIONAL CRIMINAL JUSTICE COORDINATION	27,624	27,626
TOTAL		724,029	724,025

TABLE 21: JUVENILE JUSTICE AND DELINQUENCY PREVENTION ACT
(INCLUDES ALL PROGRAMS)

GRANTEE	TITLE OF PROJECT	FY 1987 BUDGETED	FY 1988 BUDGETED
ALAMO AREA COG	PURCHASE OF JUVENILE SERVICES	75,159	30,141
ANDREWS COUNTY	PURCHASE OF JUVENILE SERVICES	34,280	21,863
ARK TEX COG	PURCHASE OF JUVENILE SERVICES	20,087	26,878
AUSTIN COUNTY	PURCHASE OF JUVENILE SERVICES	5,945	2,762
BASTROP COUNTY	PURCHASE OF JUVENILE SERVICES		5,360
BASTROP COUNTY	PURCHASE OF JUVENILE SERVICES	13,844	6,688
BEXAR COUNTY	PURCHASE OF JUVENILE SERVICES		155,378
BRAZORIA COUNTY	PURCHASE OF JUVENILE SERVICES	36,425	27,241
BRAZOS COUNTY	PURCHASE OF JUVENILE SERVICES	27,209	3,330
BRISCOE COUNTY	PURCHASE OF JUVENILE SERVICES	2,044	1,000
BROOKS COUNTY	PURCHASE OF JUVENILE SERVICES	9,775	1,559
BURNET COUNTY	PURCHASE OF JUVENILE SERVICES	15,995	500
BURNET COUNTY	PURCHASE OF JUVENILE SERVICES		1,000
BURNET COUNTY	PURCHASE OF JUVENILE SERVICES		4,807
BURNET COUNTY	PURCHASE OF JUVENILE SERVICES		1,459
CALDWELL COUNTY	PURCHASE OF JUVENILE SERVICES	5,000	4,494
CAMERON COUNTY	PURCHASE OF JUVENILE SERVICES	80,755	30,118
CENTRAL TEXAS COG	REG PURCHASE OF JUV SERVICES	82,265	28,000
CHEROKEE COUNTY	PURCHASE OF JUVENILE SERVICES	13,315	5,871
COLORADO COUNTY	PURCHASE OF JUVENILE SERVICES	9,310	2,813
COMAL COUNTY	PURCHASE OF JUVENILE SERVICES	15,000	4,445
COOKE COUNTY	PURCHASE OF JUVENILE SERVICES		3,538
DALLAM COUNTY	PURCHASE OF JUVENILE SERVICES	10,001	2,485
DALLAS COUNTY	PLACEMENT RESOURCE PROJECT	391,492	321,896
DAWSON COUNTY	PURCHASE OF JUVENILE SERVICES	35,000	21,863
DEAF SMITH COUNTY	PURCHASE OF JUVENILE SERVICES	3,150	5,261
DEEP EAST TEXAS COG	REG PURCHASE OF JUV SERVICES	33,395	28,350
DARE FOUNDATION INC	TEXANS' WAR ON DRUGS	428,334	446,117
EL PASO COUNTY	PURCHASE OF JUVENILE SERVICES	28,464	35,775
FALLS COUNTY	PURCHASE OF JUVENILE SERVICES	13,260	6,011
FANNIN COUNTY	PURCHASE OF JUVENILE SERVICES		2,861
FAYETTE COUNTY	PURCHASE OF JUVENILE SERVICES	3,000	2,717
FORT BEND COUNTY	PURCHASE OF JUVENILE SERVICES	55,220	27,435
GALVESTON COUNTY	PURCHASE OF JUVENILE SERVICES	82,750	31,441
GOLDEN CRESCENT RPC	REG PURCHASE OF JUV SERVICES	10,761	17,806
GOV OFF-COMM LEADERSHIP	RUNAWAY HOTLINE	221,342	205,000
GOV OFF-COMM LEADERSHIP	CRIM JUST EDUC.-PUBLIC SCHOOLS	135,081	
GRAYSON COUNTY	PURCHASE OF JUVENILE SERVICES		10,529
GREGG COUNTY	PURCHASE OF JUVENILE SERVICES	48,645	18,600
GRIMES COUNTY	PURCHASE OF JUVENILE SERVICES	5,875	4,220
HARDIN COUNTY	PURCHASE OF JUVENILE SERVICES	10,111	5,413
HARRIS COUNTY	PURCHASE OF JUVENILE SERVICES		369,506
HARRISON COUNTY	PURCHASE OF JUVENILE SERVICES		8,488
HASKELL COUNTY	PURCHASE OF JUVENILE SERVICES	5,690	2,548
HAYS COUNTY	PURCHASE OF JUVENILE SERVICES	7,200	6,584
HEMPHILL COUNTY	PURCHASE OF JUVENILE SERVICES	9,000	2,693

TABLE 21: JUVENILE JUSTICE AND DELINQUENCY PREVENTION ACT - CONTINUED
(INCLUDES ALL PROGRAMS)

GRANTEE	TITLE OF PROJECT	FY 1987 BUDGETED	FY 1988 BUDGETED
HIDALGO COUNTY	PURCHASE OF JUVENILE SERVICES	80,980	30,118
JEFFERSON COUNTY	PURCHASE OF JUVENILE SERVICES	77,822	
JEFFERSON COUNTY	PURCHASE OF JUVENILE SERVICES	22,304	28,737
JIM WELLS COUNTY	PURCHASE OF JUVENILE SERVICES	10,000	6,462
JONES COUNTY	PURCHASE OF JUVENILE SERVICES	8,315	4,000
KAUFMAN COUNTY	PURCHASE OF JUVENILE SERVICES	10,475	20,875
KIMBLE COUNTY	PURCHASE OF JUVENILE SERVICES		5,614
KLEBERG COUNTY	PURCHASE OF JUVENILE SERVICES	38,678	5,133
LA SALLE COUNTY	PURCHASE OF JUVENILE SERVICES		5,491
LEON COUNTY	PURCHASE OF JUVENILE SERVICES	5,550	3,481
LIBERTY COUNTY	PURCHASE OF JUVENILE SERVICES	3,150	8,086
LIMESTONE COUNTY	PURCHASE OF JUVENILE SERVICES	5,250	
MADISON COUNTY	PURCHASE OF JUVENILE SERVICES		3,483
MADISON COUNTY	PURCHASE OF JUVENILE SERVICES	6,561	
MARION COUNTY	PURCHASE OF JUVENILE SERVICES	10,000	3,801
MCCULLOCH COUNTY	PURCHASE OF JUVENILE SERVICES	5,000	
MCLENNAN COUNTY	PURCHASE OF JUVENILE SERVICES	62,345	27,470
MEDINA COUNTY	PURCHASE OF JUVENILE SERVICES	6,452	
MONTGOMERY COUNTY	PURCHASE OF JUVENILE SERVICES	57,075	25,731
NOLAN COUNTY	PURCHASE OF JUVENILE SERVICES	9,750	6,000
NUECES COUNTY	PURCHASE OF JUVENILE SERVICES	69,100	35,820
ORANGE COUNTY	PURCHASE OF JUVENILE SERVICES	23,980	11,180
PANOLA COUNTY	PURCHASE OF JUVENILE SERVICES	7,000	3,101
PARKER COUNTY	PURCHASE OF JUVENILE SERVICES	17,195	26,385
POTTER COUNTY	PURCHASE OF JUVENILE SERVICES	25,500	14,740
RANDALL COUNTY	PURCHASE OF JUVENILE SERVICES	15,000	11,972
ROBERTSON COUNTY	PURCHASE OF JUVENILE SERVICES	8,795	4,674
RUSK COUNTY	PURCHASE OF JUVENILE SERVICES	6,295	4,422
SAN PATRICIO COUNTY	PURCHASE OF JUVENILE SERVICES	59,685	16,617
SMITH COUNTY	PURCHASE OF JUVENILE SERVICES	20,665	14,225
SOMERVELL COUNTY	PURCHASE OF JUVENILE SERVICES	7,770	5,620
SOUTHWEST TX STATE UNIV	TEXAS JUVENILE JUSTICE CTR	185,218	169,795
SOUTHWEST TX STATE UNIV	CLASSROOM MGMT & DISCIPLINE PROG		222,670
SUTTON COUNTY	PURCHASE OF JUVENILE SERVICES	4,000	
SWISHER COUNTY	PURCHASE OF JUVENILE SERVICES	8,000	4,267
TARRANT COUNTY	PURCHASE OF JUVENILE SERVICES	355,175	182,536
TAYLOR COUNTY	PURCHASE OF JUVENILE SERVICES	61,474	21,000
TOM GREEN COUNTY	PURCHASE OF JUVENILE SERVICES	22,598	10,000
TRAVIS COUNTY	STATUS OFFENDER PLACEMENT	151,409	63,124
UPSHUR COUNTY	JUVENILE COURT SERVICES	5,724	3,548
UPTON COUNTY	PURCHASE OF JUVENILE SERVICES	19,673	7,375
UVALDE COUNTY	PURCHASE OF JUVENILE SERVICES		8,000
VAN ZANDT COUNTY	PURCHASE OF JUVENILE SERVICES	3,600	3,371
WALKER COUNTY	PURCHASE OF JUVENILE SERVICES	13,445	4,050
WALLER COUNTY	PURCHASE OF JUVENILE SERVICES	7,340	3,064
WEBB COUNTY	PURCHASE OF JUVENILE SERVICES	14,860	19,540

TABLE 21: JUVENILE JUSTICE AND DELINQUENCY PREVENTION ACT - CONTINUED
(INCLUDES ALL PROGRAMS)

GRANTEE	TITLE OF PROJECT	FY 1987 BUDGETED	FY 1988 BUDGETED
WEST TEXAS COG	REG PURCHASE OF JUV SERVICES	55,190	35,775
WICHITA COUNTY	PURCHASE OF JUVENILE SERVICES	45,018	26,690
WILLACY COUNTY	PURCHASE OF JUVENILE SERVICES	18,705	12,001
WILLIAMSON COUNTY	TEMP SHELTER DIVERSION PROG	22,300	16,094
WOOD COUNTY	JUVENILE COURT SERVICES	11,100	4,227
YOAKUM COUNTY	REG PURCHASE OF JUV SERVICES	165,243	49,383
	TOTAL	3,834,943	3,152,640

TABLE 22: JUSTICE ASSISTANCE ACT
(INCLUDES ALL PROGRAMS)

GRANTEE	TITLE OF PROJECT	FY 1987 BUDGETED	FY 1988 BUDGETED
AMARILLO, CITY OF	DRUG EDUCATION AWARENESS		16,451
ANGELINA COUNTY	RESTITUTION BY JUVENILE OFFENDERS	21,009	21,009
ANGELINA COUNTY	RESTITUTION BY JUVENILE OFFENDERS	21,009	
ARLINGTON, CITY OF	YOUTH INVOLVEMENT PROGRAM	43,633	
AUSTIN, CITY OF	COMMUNITY CRIME PREVENTION		136,834
AUSTIN, CITY OF	PROPERTY CRIME STING OPERATION	144,944	
AUSTIN, CITY OF	VICTIM/WITNESS ASSISTANCE	101,506	76,265
BASTROP COUNTY	PROSECUTION MGMT SUPPORT SYSTEM	14,317	
BASTROP COUNTY	CHILD ASSAULT PREVENTION PROGRAM		8,088
BEXAR COUNTY	REPEAT OFFENDERS PROSECUTION UNIT	143,707	
BEXAR COUNTY	REPEAT OFFENDERS PROSECUTION UNIT	79,176	63,346
BEXAR COUNTY	PROSECUTION MGMT SUPPORT SYSTEM		13,881
BEXAR COUNTY HOSPITAL DISTRICT	PEDIATRIC SEXUAL ABUSE COUNSELING	48,144	32,574
BOWIE COUNTY	CRIME PREVENTION PROGRAM		16,079
BRAZORIA COUNTY	COMMUNITY CRIME PREVENTION	7,850	8,007
BRAZORIA COUNTY	COMMUNITY CRIME PREVENTION	10,000	
BRAZOS COUNTY	VICTIM/WITNESS ASSISTANCE	20,581	
BRAZOS COUNTY	VICTIM/WITNESS ASSISTANCE	23,486	
BRAZOS COUNTY	COMMUNITY CRIME PREVENTION		15,252
BRAZOS COUNTY	FAMILY VIOLENCE UNIT	14,615	
BRAZOS COUNTY	DISTRICT ATTY VICTIM ASSISTANCE		18,118
BRAZOS COUNTY	FAMILY VIOLENCE UNIT	11,191	
BRENNHAM, CITY OF	POLICE MGMT INFORMATION SYSTEM		23,099
CALDWELL COUNTY	PROSECUTION MGMT SUPPORT SYSTEM	3,650	
CALHOUN COUNTY	VICTIM ASSISTANCE PROGRAM		7,852
CAMERON COUNTY	VICTIM ASSISTANCE PROGRAM	15,650	15,344
CAMERON COUNTY	PROSECUTION MGMT SUPPORT SYSTEM		15,167
CAMERON COUNTY	VICTIM ASSISTANCE PROGRAM	19,784	
CAPITAL AREA PC	REG TREATMENT ALTERNATIVE PROGRAM	115,000	274,549
CAPITAL AREA PC	REG TREATMENT ALTERNATIVE PROGRAM	123,571	
CAPITAL AREA PC	REG TREATMENT ALTERNATIVE PROGRAM	251,064	
CONROE, CITY OF	VICTIM ASSISTANCE PROGRAM	36,142	
CONROE, CITY OF	VICTIM ASSISTANCE PROGRAM	32,785	
COOKE COUNTY	VICTIM/WITNESS ASSISTANCE	19,610	
CORPUS CHRISTI, CITY OF	ORGANIZED CRISIS CONTROL UNIT	58,177	
DALLAS, CITY OF	INFRARED STING OPERATION	317,825	
DALLAS, CITY OF	CRIMINAL JUSTICE SYSTEM TASK FORCE	27,000	
DALLAS COUNTY	SUBSIDIZED JUVENILE RESTITUTION		70,209
DALLAS COUNTY	SUBSTANCE ABUSE		17,070
DAWSON COUNTY	PROSECUTION MGMT SUPPORT SYSTEM		21,749
DEAF SMITH COUNTY	PROSECUTION MGMT SUPPORT SYSTEM	19,342	
DEAF SMITH COUNTY	VICTIM ASSISTANCE PROGRAM	10,500	
DEAF SMITH COUNTY	VICTIM ASSISTANCE PROGRAM	10,000	
EAGLE PASS, CITY OF	CRIME PREVENTION UNIT		12,210
EAGLE PASS, CITY OF	VICTIM ASSISTANCE OFFICER	8,613	
EAGLE PASS, CITY OF	VICTIM ASSISTANCE OFFICER	8,689	6,684
FORT BEND COUNTY	PROSECUTION MGMT SUPPORT SYSTEM	32,501	32,501
FORT WORTH, CITY OF	MULTI-AGENCY PROPERTY CRIME ENFORCE	150,000	
GENERAL LAND OFFICE	ALLEVIATE PRISON OVERCROWDING	55,426	
GRAY COUNTY	MULTI-COUNTY VICTIM WITNESS PROGRAM	26,262	

TABLE 22: JUSTICE ASSISTANCE ACT - CONTINUED
(INCLUDES ALL PROGRAMS)

GRANTEE	TITLE OF PROJECT	FY 1987 BUDGETED	FY 1988 BUDGETED
GRAYSON COUNTY	CRIME PREVENTION PROGRAM		8,736
GRAYSON COUNTY	VICTIM/WITNESS ASSISTANCE		38,954
GREGG COUNTY	PROSECUTION MGMT SUPPORT SYSTEM	38,844	
HARLINGEN, CITY OF	VICTIM ASSISTANCE PROGRAM	21,984	
HOUSTON, CITY OF	PUBLIC HOUSING COMM CRIME PREVENTION	125,000	
HOUSTON, CITY OF	PUBLIC HOUSING COMM CRIME PREVENTION	125,000	
IOWA PARK, CITY OF	COMMUNITY CRIME PREVENTION		11,830
IRVING, CITY OF	COMMUNITY CRIME PREVENTION	51,984	
KARNES COUNTY	PROSECUTION MGMT SUPPORT SYSTEM	10,387	
KILGORE, CITY OF	VICTIM/WITNESS ASSISTANCE	22,987	
LAGO VISTA, CITY OF	COMMUNITY CRIME PREVENTION	19,069	
LAREDO, CITY OF	COMMUNITY CRIME PREVENTION	32,475	
LAREDO, CITY OF	COMMUNITY CRIME PREVENTION	29,214	37,182
LEON COUNTY	COMMUNITY CRIME PREVENTION		17,996
LUBBOCK COUNTY	VICTIM ASSISTANCE PROGRAM	14,088	11,872
LUBBOCK COUNTY	VICTIM ASSISTANCE PROGRAM	15,428	
LUBBOCK COUNTY	CAREER CRIMINAL PROSECUTION PROGRAM		32,067
LUBBOCK COUNTY	WORK RELEASE/TREATMENT PROGRAM		125,000
MADISON COUNTY	COMMUNITY CRIME PREVENTION	14,018	11,681
MADISON COUNTY	COMMUNITY CRIME PREVENTION	15,401	
MAVERICK COUNTY	PROSECUTION MGMT SUPPORT SYSTEM		11,003
MCLENNAN COUNTY	PROSECUTION MGMT SUPPORT SYSTEM		45,161
MONTGOMERY COUNTY	VICTIM/WITNESS ASSISTANCE	25,534	
NACOGDOCHES COUNTY	VICTIM/WITNESS ASSISTANCE	15,318	
NACOGDOCHES COUNTY	VICTIM/WITNESS ASSISTANCE	22,860	17,475
OCHILTREE COUNTY	PANHANDLE CRISIS/VICTIM WITNESS	14,670	
ORANGE COUNTY	PROSECUTION MGMT SUPPORT SYSTEM	119,332	105,302
ORANGE COUNTY	VICTIM/WITNESS ASSISTANCE		14,816
POTTER COUNTY	PROSECUTION MGMT SUPPORT SYSTEM	7,796	
POTTER COUNTY	PROSECUTION MGMT SUPPORT SYSTEM	15,372	
SMITH COUNTY	VICTIM ASSISTANCE PROGRAM	40,981	
TARRANT COUNTY	CHILD ABUSE PREVENTION PROGRAM	38,387	
TARRANT COUNTY	CHILD SEXUAL ABUSE PREVENTION	34,947	27,909
TEXARKANA, CITY OF	CRIME PREVENTION PROGRAM		27,888
TEXAS DEPART OF PUBLIC SAFETY	POLICE MGMT INFORMATION SYSTEM		312,426
TEXAS DEPART OF HUMAN SERVICES	ASSESSMENT OF CRIME	88,808	72,722
TRAVIS COUNTY	VICTIM/WITNESS ASSISTANCE	40,157	
TRAVIS COUNTY	CAREER CRIMINAL PROSECUTION PROGRAM		418,697
TRAVIS COUNTY	VICTIM/WITNESS ASSISTANCE	30,029	26,217
TRAVIS COUNTY	VICTIM/WITNESS ASSISTANCE	44,989	
TRAVIS COUNTY	CHILD ABUSE COUNSELING PROGRAM	46,715	
VICTORIA, CITY OF	COMMUNITY CRIME PREVENTION		119,396
VICTORIA, CITY OF	COMMUNITY CRIME PREV COMMISSION	142,062	
WALKER COUNTY	VICTIM ASSISTANCE PROGRAM	14,787	
WALKER COUNTY	CRIME VICTIM ASSISTANCE PROGRAM		13,305
WALKER COUNTY	PROSECUTION MGMT SUPPORT SYSTEM		34,995
WALKER COUNTY	VICTIM ASSISTANCE PROGRAM	20,658	
WILLIAMSON COUNTY	RESTITUTION BY JUVENILE OFFENDERS	12,609	
TOTAL		3,358,649	2,464,968

TABLE 23: VICTIMS OF CRIME ACT OF 1984
(INCLUDES ALL PROGRAMS)

GRANTEE	TITLE OF PROJECT	FY 1987 BUDGETED	FY 1988 BUDGETED
ABILENE RAPE CRISIS/MHMR CTR	ASSISTANCE TO VICTIMS-SEXUAL ASSAULT	8,399	
AID TO VICTIMS DOMESTIC ABUSE	LEGAL ADVOCACY FOR BATTERED WOMEN	42,577	44,489
ALAMO AREA RAPE CRISIS CTR	RAPE CRISIS & INTERVENTION PROG	22,002	28,783
ALPINE WOMEN'S CTR, INC	VIOLENT CRIME VICTIM ASSISTANCE	49,832	48,495
AUSTIN, CITY OF	VICTIM SERVICES DIVISION	50,000	
BASTROP COUNTY	BASTROP COUNTY WOMEN'S SHELTER	48,140	50,000
BAYTOWN AREA WOMEN'S CTR	VICTIM ASSISTANCE PROGRAM	46,340	47,457
BEXAR COUNTY HOSPITAL DISTRICT	PEDIATRIC SEXUAL ABUSE COUNSELING	46,737	
BRIDGE OVER TROUBLED WATERS	HARRIS COUNTY VICTIM ASSISTANCE	49,729	45,404
CASA 69, INC	COURT APPOINTED SPECIAL ADVOCATES	4,931	6,097
CASA OF TRAVIS COUNTY	COURT APPOINTED SPECIAL ADVOCATES	28,490	27,450
CENTER FOR BATTERED WOMEN	VICTIM ASSISTANCE PROGRAM	31,490	42,140
CHILD ADVOCATES, INC	CHILD ADVOCATES-CASA	50,000	47,242
COASTAL BEND ASSOC MENTAL HEALTH	CRIME VICTIM OUTREACH PROJECT	18,163	
COLLIN COUNTY	VICTIM ASSISTANCE SERVICES		19,797
COLLIN COUNTY RAPE CRISIS CTR	RAPE CRISIS CTR	45,006	50,000
COMMUNITY CRISIS CTR	VICTIM SUPPORT SERVICES	21,161	
COOKE COUNTY FRIENDS OF THE FAMILY	COMPHENSIVE PROG/CRISIS INTERVENTION	36,205	37,531
DALLAS COUNTY (MADD)	ALCOHOL RELATED CRIME	30,919	
DAWSON COUNTY	VICTIM/WITNESS PROSECUTION SERVICES	23,099	
DENTON COUNTY FRIENDS OF FAMILY	SHELTER CHILD SERV/OUTREACH COUNSELING	34,151	
DENTON COUNTY FRIENDS OF FAMILY	SHELTER CHILD SERV/OUTREACH COUNSELING	25,250	
DOMESTIC VIOLENCE PREVENTION CTR	BATTERED WOMEN'S SHELTER ASSAULT CTR	7,601	7,835
EAST TEXAS ASSN-ABUSED FAMILY	FAMILY VIOLENCE & SEXUAL ASSAULT	35,477	37,484
EAST TEXAS CRISIS CTR	VICTIMS OF CRIME	39,609	47,935
EAST TEXAS CRISIS CTR	VICTIMS OF CRIME: EXPANSION	43,056	
ECTOR COUNTY	VICTIM WITNESS PROGRAM	10,841	16,156
FAMILIES IN CRISIS, INC	OUTREACH SERVICES PROGRAM	15,071	
FAMILY CRISIS CTR	CHILD VICTIM ASSISTANCE PROGRAM	23,125	49,900
FAMILY SERVICES ASSN-SAN ANTONIO	FAMILY SEXUAL ABUSE TREATMENT PROG	22,915	25,512
FAMILY SERVICES ASSN-BEAUMONT	THE FAMILY SHELTER	44,771	46,173
FAMILY SERVICES OF EL PASO	PSYCHOTHERAPY FOR VICTIMS OF CRIME	45,833	45,777
FAMILY HAVEN CRISIS CTR	VICTIM ADVOCACY & SHELTER PROGRAM	25,503	
FIRST STEP, INC	RAPE CRISIS PROGRAM	12,001	19,640
FT BEND COUNTY WOMEN'S REFUGE	COMPREHENSIVE VICTIM SUPPORT PROJECT	30,866	36,325
GRAYSON COUNTY WOMEN'S CRISIS LINE	COMPHENSIVE PROGRAM/CRISIS INTERVENT	43,715	
GREATER SAN MARCOS YOUTH COUNCIL	GREATER SAN MARCOS EMERGENCY SHELTER	4,000	
HALE COUNTY CRISIS CTR, INC	COMPREHENSIVE PROGRAM/GENERAL MODEL		49,016
HAYS COUNTY WOMEN'S SHELTER	EXPANDED VICTIMS ASSISTANCE PROGRAM		45,017
HILL COUNTY CRISIS COUNCIL	VICTIM ASSISTANCE PROGRAM	34,507	
HILL COUNTY CRISIS COUNCIL	SEXUAL ASSAULT/SPOUSE ABUSE PROGRAM	17,499	
HOPE OF SOUTH TEXAS, INC	SEXUAL ASSAULT CRISIS PREVENTION	8,987	
HOUSTON AREA WOMEN'S CTR	RAPE CRISIS & FAMILY VIOLENCE SERVICES	49,860	
JOHNSON COUNTY WOMEN'S SHELTER	SPOUSE ABUSE/SHELTER: SAFE HOUSE	35,801	
JOHNSON COUNTY WOMEN'S SHELTER	SPOUSE ABUSE/SHELTER: SAFE HOUSE	6,509	
KILGORE COMMUNITY CRISIS CTR	VICTIMS OF CRIME: EXPANSION	22,821	50,000
KILGORE COMMUNITY CRISIS CTR	VICTIMS OF CRIME: EXPANSION	18,454	
LATINO LEARNING CTR, INC	COMPREHENSIVE SPOUSE/CHILD ABUSE PROG	24,804	

TABLE 23: VICTIMS OF CRIME ACT OF 1984 - CONTINUED
(INCLUDES ALL PROGRAMS)

GRANTEE	TITLE OF PROJECT	FY 1987 BUDGETED	FY 1988 BUDGETED
MARFA, CITY OF	VICTIM SERVICES CTR	11,263	
MARFA, CITY OF	COMPREHENSIVE PROGRAM/GENERAL MODEL	15,035	
MEDINA COUNTY FAMILY LIFE CTR	CRIME VICTIM ASSISTANCE PROGRAM	47,313	
MEDINA COUNTY RAPE CRISIS CTR	CRIME VICTIM ASSISTANCE PROGRAM	49,338	
MENTAL HEALTH ASSN-TARRANT COUNTY	VICTIM TRAINING & SUPPORT PROJECT	43,447	
MENTAL HEALTH ASSN-TARRANT COUNTY	VICTIM TRAINING & SUPPORT PROJECT	50,000	
MIDDLE EARTH UNLIMITED, INC	YOUTH FAMILY RESOURCE CTR	46,371	49,430
MIDLAND COUNTY	VICTIM ASSISTANCE PROJECT	28,391	44,384
MOTHERS AGAINST DRUNK DRIVERS	COMPREHENSIVE VICTIM ASSISTANCE-DWI		8,402
NEW BEGINNING CTR, INC	CASEWORK, COUNSELING & ADVOCACY PROG		39,672
NOAH PROJECT, INC	SPOUSE ABUSE/SHELTER: SAFEHOUSE	38,237	48,416
ODESSA RAPE CRISIS CTR	VICTIM ASSISTANCE/SEXUAL ASSAULT PROJ	26,262	45,150
ORANGE COUNTY	CRIME VICTIM ASSISTANCE PROJECT	13,470	
PANHANDLE CRISIS CTR	COMPREHENSIVE PROGRAM/GENERAL MODEL	10,769	
PANHANDLE CRISIS CTR	CRIME VICTIM ASSISTANCE PROJECT	18,085	43,779
PARENTS ANONYMOUS OF TEXAS, INC	PARENTS ANONYMOUS OF TEXAS HEARTLINE	33,959	33,959
POTTER COUNTY	VICTIM ASSISTANCE PROGRAM	46,664	
RAPE CRISIS SERVICES	VICTIM ASSISTANCE PROGRAM	48,514	
RAPE CRISIS SERVICES	VICTIM ASSISTANCE PROGRAM	28,000	
RAPE CRISIS/DOMESTIC VIOLENCE CTR	CRIME VICTIM ASSISTANCE PROJECT	49,420	49,152
SAN ANTONIO SECT NATL JEWISH WOMEN	CHILD ADVOCATES-CASA	2,693	
SAN ANTONIO SECT NATL JEWISH WOMEN	CHILD ADVOCATES-CASA	13,045	
SOUTH PLAINS SOCIAL & PROTECT SERV	SPOUSE ABUSE/SHELTER PROGRAM	48,521	
STOP CHILD ABUSE & NEGLECT INC	COMPREHENSIVE VICTIM CHILD ABUSE SVC	29,049	
TARRANT COUNTY	FAMILY VIOLENCE UNIT	45,262	47,641
THE FAMILY PLACE	OUTREACH CTR-OAK LAWN HELP CTR	49,961	49,997
TOM GREEN COUNTY CASA PROGRAM	COURT APPT SPECIAL ADVOCATE PROGRAM		17,449
TRALEE CRISIS CTR	VICTIM ASSISTANCE PROGRAM	45,073	46,844
TRAVIS COUNTY	VICTIM ASSISTANCE PROGRAM	35,191	38,226
VICTIMS OUTREACH	VICTIMS OUTREACH PROGRAM		35,000
WACO RAPE CRISIS CTR	VICTIM ASSISTANCE/SEXUAL ASSAULT PROJ	32,102	38,711
WALKER COUNTY FAMILY VIOLENCE	VOLUNTEER & VICTIM SERVICES	49,946	
WILLIAMSON COUNTY CRISIS CTR	CRISIS INTERVENT/DOMESTIC VIOLENCE	15,321	
WILLIAMSON COUNTY CRISIS CTR	DOMESTIC VIOLENCE OUTREACH	16,750	
WOMEN'S PROTECTIVE SERVICES	REG VICTIM/VOLUNTEER OUTREACH	40,324	
WOMEN'S SHELTER OF CORPUS CHRISTI	COMPREHENSIVE VICTIM ASSISTANCE	36,935	
WOMEN TOGETHER FOUNDATION INC	CRIME VICTIM ADVOCACY PROGRAM	17,964	
WOMEN TOGETHER FOUNDATION INC	CRIME VICTIM ADVOCACY PROGRAM	18,021	
WOMEN'S CTR OF TARRANT COUNTY	CHILDREN'S COUNSELING & TREATMENT	49,935	48,659
WOMEN'S CRISIS CTR OF AUSTIN	SPOUSE ABUSE/SHELTER PROGRAM	42,182	47,704
WOMEN'S CRISIS CTR OF GALVESTON	PROJECT ENABLE		30,994
WOMEN'S CRISIS CTR-MATAGORDA COUNTY	VICTIM ASSISTANCE PROGRAM		32,640
WOMEN'S HAVEN OF TARRANT COUNTY	LEGAL ASSISTANCE TO VICTIMS	26,627	34,475
WOMEN'S PROTECTIVE SERVICES	REG VICTIM/VOLUNTEER OUTREACH	32,849	
WOMEN'S SHELTER OF CORPUS CHRISTI	COMPREHENSIVE PROG/CRISIS INTERVENT	46,480	
	TOTAL	2,635,016	1,802,339

TABLE 24: ANTI-DRUG ABUSE ACT OF 1986
(INCLUDES ALL PROGRAMS)

GRANTEE	TITLE OF PROJECT	FY 1988 BUDGETED
AMARILLO, CITY OF	REG NARCOTICS TRAFFICKING TASK FORCE	529,016
AUSTIN, CITY OF	REGIONAL ANTI-DRUG ABUSE TASK FORCE	564,103
AUSTIN COUNTY	APPREHENSION/PROSECUTION DRUG OFFENDERS	200,849
BELL COUNTY	CENTRAL TX NARCOTICS CONTROL TASK FORCE	149,551
BEXAR COUNTY	ADJUDICATION OF DRUG OFFENDERS	220,461
BRAZORIA COUNTY	SPECIAL INVESTIGATIVE UNIT	54,281
BRAZOS COUNTY	NARCOTICS TRAFFICKING TASK FORCE	243,147
CAMERON COUNTY	DRUG ENFORCEMENT TASK FORCE	572,602
CASS COUNTY	REG INTRASTATE TASK FORCE PROGRAM	194,110
CHAMBERS COUNTY	NARCOTICS TRAFFICKING TASK FORCE	235,655
CRIMINAL JUSTICE DIVISION	CJD INTERNAL COSTS-ANTI-DRUG PROG	450,779
CRIMINAL JUSTICE POLICY COUNCIL	DRUG ABUSE DATA COLLECTION & ANALYSIS	45,842
DALLAS, CITY OF	LOVE FIELD DRUG TASK FORCE	200,000
DALLAS COUNTY	PROS & ADJUDICATION/DRUG OFFENDER	426,177
DEL RIO, CITY OF	NARCOTICS TRAFFICKING TASK FORCE	134,511
EAGLE PASS, CITY OF	ORGANIZED NARCOTICS TASK FORCE	231,078
EL PASO COUNTY	NARC TRAFFICKING/RIO GRANDE BORDER	728,672
ERATH COUNTY	TRI-COUNTY TASK FORCE	154,715
GOLIAD COUNTY	LOCAL DANGEROUS DRUG UNIT	66,782
GRAYSON COUNTY	PRETRIAL DRUG DETECTION PROGRAM	82,786
GREGG COUNTY	NARCOTIC TRAFFICKING TASK FORCE PROG	47,919
HARRIS COUNTY	PROSECUTION OF DRUG OFFENDERS	177,039
HILL COUNTY	AGRIPLEX ROADRUNNERS (CLAN LABS)	395,991
HOUSTON, CITY OF	HOBBY AIRPORT NARCOTIC ENFORCEMENT PROG	200,000
KERRVILLE, CITY OF	JUD DIST NARCOTICS TASK FORCE	355,945
LAREDO, CITY OF	NARCOTICS TRAFFICKING TASK FORCE	251,681
LUBBOCK, CITY OF	SOUTH PLAINS REG NARCOTICS TASK FORCE	207,967
MATAGORDA COUNTY	TWO COUNTY AREA DRUG TASK FORCE	134,982
MCALLEN, CITY OF	NARCOTICS TRAFFICKING TASK FORCE	522,668
MIDLAND COUNTY	PERMIAN BASIN NARCOTICS CONTROL PROG	517,865
NACOGDOCHES COUNTY	DEEP EAST TX DRUG TRAFFICKING TASK FORCE	238,841
ORANGE, CITY OF	SPECIAL DRUG ENFORCEMENT UNIT	137,889
ORANGE COUNTY	SPECIAL DRUG ENFORCEMENT UNIT	150,662
PARIS, CITY OF	REG CONTROLLED SUBSTANCE CRIME APPREH	165,673
SAN ANGELO, CITY OF	RIO CONCHO MULT-AGENCY DRUG ENFORCEMENT	317,829
SAN ANTONIO, CITY OF	MULTI-AGENCY NARCOTICS TASK FORCE	751,484
SAN PATRICIO COUNTY	TRI-COUNTY NARCOTICS TASK FORCE	414,336
STARR COUNTY	TRI-COUNTY DRUG ABUSE TASK FORCE	388,425
TARRANT COUNTY	GREATER TARRANT CO NARC INTELL/COORD	1,076,788
TAYLOR COUNTY	W CENTRAL TX INTERLOCAL CRIME TASK FORCE	250,746
TEX DIST & COUNTY ATTORNEYS ASSN	PROPERTY FORFEITURES-ANTI-DRUG	66,640
TEXAS ADULT PROBATION COMMISSION	ENHANCEMENT OF APPREHENSION-PROSECUTION	64,885
TEXAS DEPT OF PUBLIC SAFETY	EXPANDED CRIME LAB SERVICES	999,728
	TOTAL	13,321,100

TABLE 25: CRIME STOPPERS ASSISTANCE PROGRAM
(INCLUDES ALL PROGRAMS)

GRANTEE	PROJECT TITLE	BUDGETED FY 1987	BUDGETED FY 1988
ALVIN KIWANIS CRIME STOPPERS	CRIME STOPPERS	6,456	
AMARILLO CRIME STOPPERS	CRIME STOPPERS	5,314	5,271
ARANSAS PASS CRIME STOPPERS	CRIME STOPPERS		4,660
ATLANTA CRIME STOPPERS	CRIME STOPPERS	8,451	1,665
AUSTIN COUNTY CRIME STOPPERS	CRIME STOPPERS	2,987	3,695
AUSTIN CRIME STOPPERS	CRIME STOPPERS	18,043	13,627
AWARENESS OF CRIME IN TEXARKANA	CRIME STOPPERS	6,522	4,766
BAYTOWN CRIME STOPPERS	CRIME STOPPERS	8,487	6,360
BRAZOS COUNTY CRIME STOPPERS	CRIME STOPPERS	8,120	4,960
BURLESON CRIME STOPPERS	CRIME STOPPERS	6,085	4,248
BURNET COUNTY CRIME STOPPERS	CRIME STOPPERS	5,558	5,078
CALDWELL COUNTY CRIME STOPPERS	CRIME STOPPERS		4,071
COLLINGSWORTH COUNTY CRIME STOPPERS	CRIME STOPPERS	3,864	
COMMERCE CRIME STOPPERS	CRIME STOPPERS		3,511
COPPERAS COVE CRIME STOPPERS	CRIME STOPPERS	8,048	3,591
CORPUS CHRISTI CRIME STOPPERS	CRIME STOPPERS	7,505	7,515
CRIME STOPPERS OF BEAUMONT	CRIME STOPPERS	8,327	9,605
CRIME STOPPERS OF EL PASO	CRIME STOPPERS	8,326	2,115
CRIME STOPPERS OF HOUSTON	CRIME STOPPERS	12,018	12,505
CRIME STOPPERS OF LUFKIN	CRIME STOPPERS	5,880	4,698
CRIME STOPPERS OF MIDLAND	CRIME STOPPERS	5,874	4,199
CRIME STOPPERS OF ORANGE COUNTY	CRIME STOPPERS		3,344
CRIME STOPPERS OF THE BAY AREA	CRIME STOPPERS	5,628	5,328
CRIME STOPPERS OF WICHITA FALLS	CRIME STOPPERS	26,856	12,933
CROSSROADS CRIME STOPPERS	CRIME STOPPERS	6,254	2,726
DAWSON COUNTY CRIME STOPPERS	CRIME STOPPERS	6,985	
DEAF SMITH COUNTY CRIME STOPPERS	CRIME STOPPERS	4,596	
DENISON CRIME STOPPERS	CRIME STOPPERS	2,850	2,230
DEVINE AREA CRIME STOPPERS	CRIME STOPPERS	7,216	
EAGLE LAKE CRIME STOPPERS	CRIME STOPPERS	6,063	2,916
EAST WHARTON COUNTY CRIME STOPPERS	CRIME STOPPERS	6,880	3,114
FORT WORTH CRIME STOPPERS	CRIME STOPPERS		5,806
FRIO COUNTY CRIME STOPPERS	CRIME STOPPERS	4,400	
FT. BEND COUNTY CRIME STOPPERS	CRIME STOPPERS	9,925	12,700
GRAND PRAIRIE CRIME STOPPERS	CRIME STOPPERS	9,738	
GREATER DALLAS CRIME COMMISSION	CRIME STOPPERS	15,689	9,916
GREGG COUNTY CRIME STOPPERS	CRIME STOPPERS	9,926	9,553
HARDEMANN COUNTY CRIME STOPPERS	CRIME STOPPERS		4,609
HARLINGEN CRIME STOPPERS	CRIME STOPPERS	5,731	5,200
HOOD COUNTY CRIME STOPPERS	CRIME STOPPERS	7,528	3,494
KERR COUNTY CRIME STOPPERS	CRIME STOPPERS	3,867	
KILLEEN CRIME STOPPERS	CRIME STOPPERS	5,341	
LA MARQUE CRIME STOPPERS PROGRAM	CRIME STOPPERS		3,842
LAMB COUNTY CRIME STOPPERS	CRIME STOPPERS	8,518	6,486
LAREDO CRIME STOPPERS	CRIME STOPPERS	8,173	8,130
LAVACA COUNTY CRIME STOPPERS	CRIME STOPPERS	8,283	4,737
MARSHALL-HARRISON CRIME STOPPERS	CRIME STOPPERS	10,408	14,250

TABLE 25: CRIME STOPPERS ASSISTANCE PROGRAM - CONTINUED
(INCLUDES ALL PROGRAMS)

GRANTEE	PROJECT TITLE	BUDGETED FY 1987	BUDGETED FY 1988
MCALLEN CRIME STOPPERS	CRIME STOPPERS	7,885	6,313
MCCULLOCH COUNTY CRIME STOPPERS	CRIME STOPPERS	5,057	2,544
MID & SOUTH JEFFERSON COUNTY CS	CRIME STOPPERS	9,035	9,544
MITCHELL COUNTY CRIME STOPPERS	CRIME STOPPERS	2,214	1,522
MONTGOMERY COUNTY CRIME STOPPERS	CRIME STOPPERS	6,650	9,846
NACOGDOCHES CRIME STOPPERS	CRIME STOPPERS	3,187	
NOLAN COUNTY CRIME STOPPERS	CRIME STOPPERS		2,711
ODESSA CRIME STOPPERS	CRIME STOPPERS	6,536	6,268
PAMPA CRIME STOPPERS	CRIME STOPPERS		4,028
PARKER COUNTY CRIME STOPPERS	CRIME STOPPERS		4,420
PLAINVIEW CITIZENS AGAINST CRIME	CRIME STOPPERS	9,869	6,692
POLK COUNTY CRIME STOPPERS	CRIME STOPPERS		12,126
SAN ANTONIO CRIME STOPPERS	CRIME STOPPERS	9,300	4,648
SULPHUR SPRINGS CRIME STOPPERS	CRIME STOPPERS	2,478	
TARRANT COUNTY CRIME STOPPERS	CRIME STOPPERS	16,533	13,324
TEMPLE CRIME STOPPERS	CRIME STOPPERS	8,620	2,801
TYLER CRIME STOPPERS	CRIME STOPPERS	7,123	3,611
VERNON-WILBARGER CO CRIME STOPPERS	CRIME STOPPERS	7,060	5,778
WACO CRIME STOPPERS	CRIME STOPPERS		3,139
WALKER/HUNTSVILLE CO CRIME STOPPERS	CRIME STOPPERS		8,070
WALLER COUNTY CRIME STOPPERS	CRIME STOPPERS	2,754	
WEST WHARTON COUNTY CRIME STOPPERS	CRIME STOPPERS	6,990	5,014
WILLIAMSON COUNTY CRIME STOPPERS	CRIME STOPPERS	8,065	9,555
WOOD COUNTY CRIME STOPPERS	CRIME STOPPERS	5,821	
	TOTAL	441,897	349,408