

# SPECIAL CHILD ABUSE REPORT

## CRIMES AGAINST CHILDREN

118175

U.S. Department of Justice  
National Institute of Justice

This document has been reproduced exactly as received from the person or organization originating it. Points of view or opinions stated in this document are those of the authors and do not necessarily represent the official position or policies of the National Institute of Justice.

Permission to reproduce this copyrighted material has been granted by  
Washington State Assn. of  
Sheriffs & Police Chiefs

to the National Criminal Justice Reference Service (NCJRS).

Further reproduction outside of the NCJRS system requires permission of the copyright owner.

CR-Sept  
1-24-70 mpl

118175

**A cooperative project of:**

**The Governor's Juvenile Justice Advisory Committee  
Washington Association of Sheriffs and Police Chiefs  
Office of the Attorney General**

118175

NCJRS

TABLE OF CONTENTS

NOV 24 1989

ACQUISITIONS Page #

Introduction..... 1

Study Committee..... 2

Study Design and Methods..... 3

Study Results..... 5

Summary..... 7

Data..... 8

Physical Abuse..... 23

    Homicide..... 29

    Aggravated Assault..... 32

    Simple Assault..... 37

Sexual Abuse..... 42

    Rape..... 48

    Statutory Rape..... 53

    Molesting (Indecent Liberties)..... 57

    Incest..... 62

    Indecent Exposure..... 66

    Prostitution..... 70

    Pornography..... 74

Neglect..... 77

    Abandonment..... 83

    Neglect..... 87

    Failure to Provide..... 92

Appendix A..... 96

Appendix B..... 105

Appendix C..... 109

**LIST OF TABLES**

		Page #
Table 1	Total of All Abuse Reports.....	10
Table 2	Abuse by County.....	14
Table 3	Abuse by Victim Age.....	18
Table 4	Abuse by Relationship.....	20
Table 5	Homicide.....	31
Table 6	Aggravated Assault.....	34
Table 7	Simple Assault.....	39
Table 8	Rape.....	50
Table 9	Statutory Rape.....	55
Table 10	Molesting.....	59
Table 11	Incest.....	64
Table 12	Indecent Exposure.....	68
Table 13	Prostitution.....	72
Table 14	Pornography.....	76
Table 15	Abandonment.....	85
Table 16	Neglect.....	89
Table 17	Failure to Provide.....	94

## LIST OF GRAPHS

		Page #
Graph 1	Abuse by County.....	15
Graph 2	Abuse by County (without King County).	17
Graph 3	Abuse by Victim Age.....	19
Graph 4	Abuse by Relationship.....	22
Graph 5	Physical Abuse by Type.....	25
Graph 6	Physical Abuse by Victim Age.....	26
Graph 7	Physical Abuse by Relationship.....	27
Graph 8	Physical Abuse by County.....	28
Graph 9	Sexual Abuse by Type.....	44
Graph 10	Sexual Abuse by Victim Age.....	45
Graph 11	Sexual Abuse by Relationship.....	46
Graph 12	Sexual Abuse by County.....	47
Graph 13	Neglect by Type.....	79
Graph 14	Neglect by Victim Age.....	80
Graph 15	Neglect by Relationship.....	81
Graph 16	Neglect by County.....	82

## I. INTRODUCTION

It is commonly known that child maltreatment is a major problem in Washington. What is not known is the exact nature of the problem. The answer to the question of who is doing what to whom is important for policy makers at the state and local levels. It is only with a clear understanding of the relationships involved that effective prevention and intervention programs can be developed.

How we treat our children determines what kind of society we are. There is a well established correlation between how children are treated and what kind of adults they become. The Governor's Juvenile Justice Advisory Committee (GJJAC) has had a long term interest in the maltreatment of children because the relationship between child maltreatment and later delinquent behavior has also been well established. Children who are the victims of violence often grow up to become delinquent, so anything that successfully addresses violence against children will work to reduce later criminal activity.

In 1986 the GJJAC retained Gordon Bunker, law enforcement consultant, to review data kept by local law enforcement agencies on contacts with juveniles. In the course of his review, Mr. Bunker discovered that a great deal of information is kept locally on crimes against children. Local law enforcement agencies expressed interest in the availability of specific data about this widely acknowledged but little studied problem. There has traditionally been no central repository for data about crimes against children. The information has not been available to state policy makers in distinct and separate form. Information about crimes against children are grouped with crimes against adults when entered into the Uniform Crime Reporting data base.

In 1987 the chair of the GJJAC ordered the creation of a special ad hoc committee on child abuse reports to law enforcement. The purpose of the committee was to devise a method by which information on crimes against children could be collected and analyzed. The mission of the committee was not to pursue a hypothesis about the data, but rather to determine what child abuse data is available in each community. Because of the interest of local law enforcement agencies, the Washington Association of Sheriffs and Police Chiefs expressed willingness to the agency responsible for making local information available in a form that could be used by public policy makers. They requested and received permission from their membership to take a leadership role in this project. Funding assistance was provided by the GJJAC. The Attorney General's Office supported the project by offering the resources of its information services section to review and analyze the collected information.

## II. STUDY COMMITTEE

Jim Teverbaugh, Chair of the ad hoc committee  
Member - GJJAC

Bev Ickes, Supervisor  
Uniform Crime Reporting Section  
Washington Association of Sheriffs  
and Police Chiefs

Bob Keppel, Chief Criminal Investigator  
Office of the Attorney General

Rose Marie Ulmer, President  
Law Enforcement Information and  
Records Association

Judy DeMello, Police Records Manager  
Seattle Police Department

Robyn Cyr, Victim-Witness Services Administrator  
Yakima County Prosecuting Attorney's  
Office

Steven Kernes, Sheriff  
Clallam County

Kip Tokuda, Executive Director  
Washington Council for Prevention of  
Child Abuse and Neglect

Rick Winter, Program Manager  
Child Protective Services  
Division of Children and Family Services  
Department of Social and Health Services

Staff support to the committee was provided by:

Jack Ickes, Program Coordinator  
Governor's Juvenile Justice Advisory Committee

Bob Mosebar, Programmer/Analyst  
Office of Information Services  
Office of the Attorney General

**III. STUDY DESIGN AND METHODS**

This is a study of reports of crimes against children reported to local law enforcement agencies in Washington from January 1, 1988 through June 30, 1988. The universe of what happens to children that is dangerous and destructive can be conceptualized as a large box. The box contains two major categories; unintentional injuries and inflicted injuries. In the inflicted injury category are three smaller boxes; inflicted injuries that do not violate community standards, inflicted injuries that are proven to be damaging to the child's health, well-being or safety (those that fall under the purview of RCW 26.44) and inflicted injuries that violate criminal statutes. Please see figure 1 below.

**DANGER TO CHILDREN**

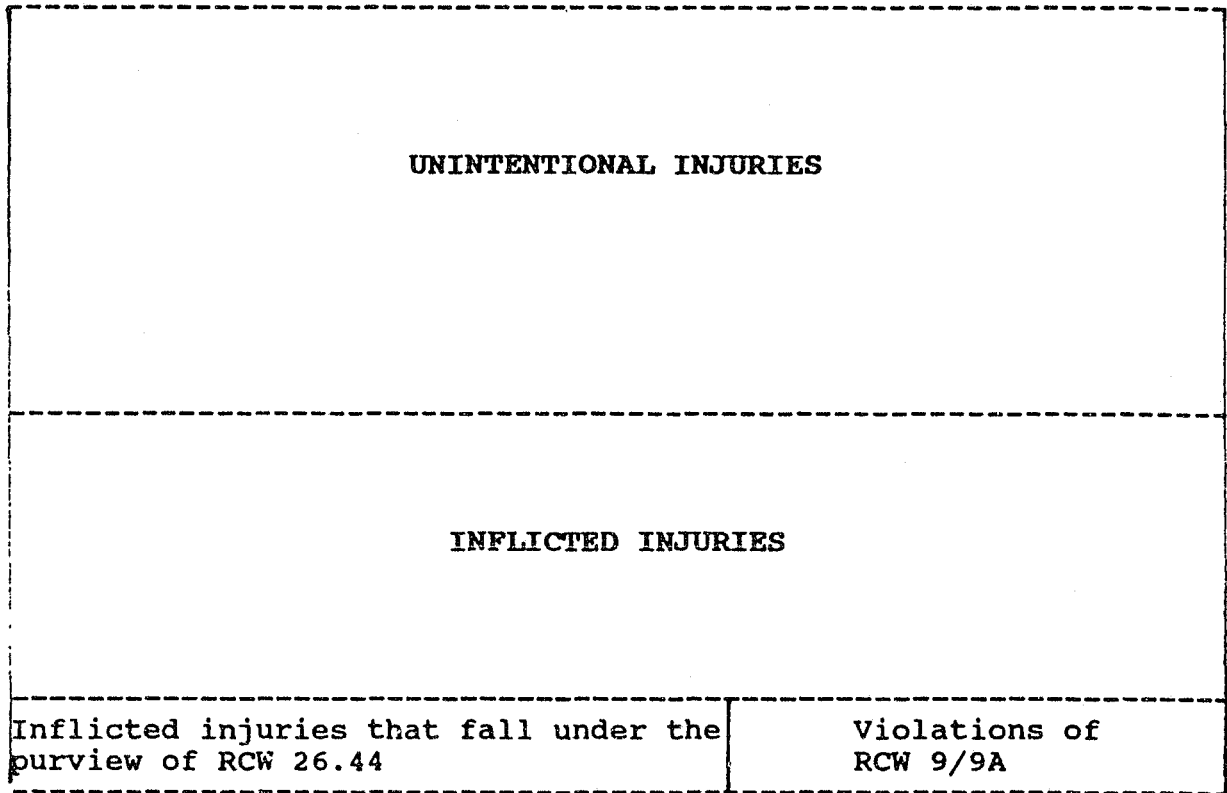


Figure 1

The problem of the maltreatment of children can be further segmented in a variety of ways. There is a pool of acts destructive to children and known only to the parties involved. These situations are not reported to either local law enforcement or state Child Protective Services. The extent of this pool of unreported incidents is unknown. Another pool of incidents of child abuse are reported to Child Protective Services. These incidents may or may not constitute an alleged violation of relevant criminal statutes codified in RCW 9 or 9A. Some sources reported that this pool may have involved as many as 20,000 children during the period of this study. A third pool is that of those incidents reported to both local law enforcement and state Child Protective Services. It is unknown how many of the incidents analyzed in this study also involved Child Protective Services.

The Governor's Juvenile Justice Advisory Committee (GJJAC), having recognized the need for reliable data on child abuse reports handled by law enforcement agencies directed its staff to organize an ad hoc committee to develop the methods and processes by which such a study could be conducted.

The committee proceeded to develop a three step protocol to achieve it's goals. Step 1 was to create a data collection device. To minimize confusion the data collection form was constructed to be similar to the supplemental homicide data form currently in use by local law enforcement agencies. A copy of the guidelines and data collection form are included as Appendix A.

Step 2 of the protocol began when the Washington Association of Sheriffs and Police Chiefs requested that their membership participate in the study. Of the approximately 175 agencies that participate in Uniform Crime Reporting, 146 (83%) were involved in this study. The study includes data from 80% of the population base of Washington. Participating agencies by county are listed in Appendix B.

Step 3 of the protocol was to analyze the data reported by local law enforcement agencies. The Washington Association of Sheriffs and Police Chiefs hired a data entry person with experience in the Uniform Crime Reporting system. A priority of the committee was to insure that the study was based on reliable data. Some of the reports received involved school yard fights and other incidents that are not generally considered child abuse. Any questionable report was eliminated from the data base. Of the 5,647 incidents reported during the study period, 323 were deleted and not analyzed. The Office of the Attorney General supported the study by providing data analysis services.



#### IV. STUDY RESULTS

While it was not in the domain of the ad hoc committee to make comparative conclusions about the results of the study, the data are compelling and disturbing. Highlights of the results include:

\*Of the 5,324 incidents analyzed:

- . 1,701 were physical abuse (homicides, aggravated assaults, and simple assaults);
- . 2,485 were sexual assaults (incest, rape, indecent exposure, molestation, statutory rape, child prostitution, and child pornography);
- . and 1,138 were neglect (failure to provide a safe environment, neglect, and abandonment).

\*Within the physical abuse category:

- . there were 11 homicides, all of the victims were age 7 or under.
- . The 13 alleged offenders included 4 fathers, 4 mothers, 1 brother, 1 father's girlfriend, 1 mother's boyfriend, 1 babysitter and 1 unknown.
- . there were actually 13 homicides of children statewide during the study period. The two not included in the study data base occurred in agencies which did not participate in this study.

\*There were 515 aggravated assaults also in the category.

- . The 468 alleged offenders included 149 fathers, 177 mothers, 23 stepfathers, 30 mother's boyfriends and 10 acquaintances.

\*There were 1,168 victims of simple assault.

- . Alleged offenders included 325 fathers, 324 mothers, 88 stepfathers, 15 stepmothers, 108 mother's boyfriends and 72 other known persons.

\*In the sex abuse category there were 2,485 victims.

- . 1,585 incidents of child molestation were included.

- The alleged offender profile includes 231 fathers, 218 acquaintances, 153 other known persons, 108 stepfathers, 92 mother's boyfriends, 85 babysitters and 84 unknown persons.

- . 550 children were rape victims.

- the 491 alleged offenders included 98 acquaintances, 35 babysitters, 42 mother's boyfriends, 34 neighbors, 48 stepfathers and 58 other known persons.

- . Of the 198 incest victims, 181 were female and 17 male.

- Alleged incest offenders were overwhelmingly male, 163 of 165. 74 were fathers, 49 brothers, and 5 grandfathers.

- . 77 children were victims of indecent exposure.

- . 83 children were statutory rape victims.

- . 16 children were victims of child pornography.

\*Law Enforcement investigated 1,138 allegations of neglect.

- . Mothers dominated the alleged offender profile of neglect cases.

- . Of the 334 failure to provide a safe environment reports, 162 of the 251 alleged offenders were mothers and 51 were fathers.

- . The 635 neglect incidents included 328 mothers, 78 fathers, 11 mother's boyfriends and 10 other relatives.

- . There were 175 victims of abandonment; 96 of the 116 alleged offenders were mothers, 12 were fathers.

## V. SUMMARY

Little was known about the subset of child maltreatment that involved law enforcement until the release of this study. The scope of the larger problem includes those families with whom state Child Protective Services is concerned as well as those that come to the attention of law enforcement. It could have been predicted that law enforcement is primarily concerned with assaults by persons not acting in the role of parent or care giver. Had that prediction been made, it would have been wrong.

It is clear from this study that the major source of risk to children in Washington comes from within the family and from other known persons. Stranger-related assaults comprise a small portion of what happens to children that damages them. It is also clear that other known persons and fathers emerge as the principle alleged offenders in sexual assault related incidents. Mothers emerge more often in neglect-related incidents. A surprising number of mothers also emerged as alleged offenders in physical assault related incidents.

Based on this study it is possible to develop a first generation risk rate for children in Washington. By taking the incidents for each county and factoring in the percent of the population of the county represented by participating agencies and comparing that information to the number of children in the county, a chart of risk can be created. That chart is included as Appendix C.

## DATA

It must be kept in mind, when viewing the data presented in this report, that the study collected data on three distinct subjects: incidents, victims and offenders. Totals, therefore, cannot be comparable.

For example, one incident involved 11 victims and 7 offenders, obviously producing different totals for the three categories.

In all offense tables throughout this report the following codes may be used in Victim's Age listings:

NB - birth to one week

BB - one week to one year

Victim's Age reporting guidelines are included in Appendix A.

TABLE 1

CHILD ABUSE REPORTED TO LAW ENFORCEMENT AGENCIES

January 1, 1988 to June 30, 1988

Total of All Abuse Reports

<b>Victims</b>	<b>Offenders</b>	
2020 Males	3054 Males	
3242 Females	1397 Females	
62 Unknown	95 Unknown	
<b>5324 Total</b>	<b>4546 Total</b>	
<b>Victim's Race:</b>	<b>Offender's Race:</b>	
528 Black	412 Black	
3814 White	3127 White	
128 Native American	114 Native American	
94 Asian	74 Asian	
760 Unknown	819 Unknown	
<b>5324 Total</b>	<b>4546 Total</b>	
<b>Victim's Age:</b>	<b>Offender's Age:</b>	
192 NB or BB	1 Age 5	29 Age 44
225 Age 1	3 Age 6	25 Age 45
354 Age 2	6 Age 7	24 Age 46
395 Age 3	12 Age 8	20 Age 47
329 Age 4	14 Age 9	12 Age 48
376 Age 5	24 Age 10	11 Age 49
335 Age 6	34 Age 11	27 Age 50
336 Age 7	50 Age 12	16 Age 51
307 Age 8	76 Age 13	9 Age 52
287 Age 9	85 Age 14	12 Age 53
331 Age 10	71 Age 15	4 Age 54
287 Age 11	73 Age 16	17 Age 55
290 Age 12	77 Age 17	10 Age 56
272 Age 13	70 Age 18	6 Age 57
300 Age 14	99 Age 19	9 Age 58
245 Age 15	103 Age 20	13 Age 59
185 Age 16	92 Age 21	10 Age 60
139 Age 17	103 Age 22	6 Age 61
14 Age 18	89 Age 23	5 Age 62
125 Unknown	97 Age 24	3 Age 63
<b>5324 Total</b>	106 Age 25	6 Age 64
	98 Age 26	10 Age 65
	87 Age 27	3 Age 66
	88 Age 28	4 Age 67
	97 Age 29	9 Age 68
	165 Age 30	4 Age 69
	99 Age 31	9 Age 70
	91 Age 32	2 Age 71
	90 Age 33	4 Age 72
	87 Age 34	1 Age 73
	115 Age 35	2 Age 74
	69 Age 36	3 Age 75
	51 Age 37	2 Age 76
	60 Age 38	2 Age 77
	56 Age 39	1 Age 78
	104 Age 40	1 Age 79
	47 Age 41	1 Age 87
	30 Age 42	1 Age 90
	37 Age 43	1457 Unknown
		<b>4546 Total</b>

TABLE 1 (cont.)

**Relationships:**  
407 Acquaintance  
19 Aunt  
175 Baby-sitter  
160 Brother  
954 Father  
13 Father's Girlfriend  
33 Foster-Parent  
90 Grandfather  
25 Grandmother  
1117 Mother  
298 Mother's Boyfriend  
159 Neighbor  
292 Other known  
157 Other Relative  
287 Step-Father  
12 Sister  
26 Step-Mother  
44 Stranger  
149 Uncle  
129 Unknown  
4546 Total

TABLE 1 (cont.)

Jurisdiction:	
4	ADAMS CO.
6	OTHELLO
1	RITZVILLE
8	ASOTIN CO.
11	CLARKSTON
23	BENTON CO.
17	KENNEWICK
8	RICHLAND
9	PROSSER
6	BENTON CITY
19	CHELAN CO.
26	CLALLAM CO.
54	PORT ANGELES
8	FORKS
3	SEQUIM
10	CAMAS
119	VANCOUVER
7	WASHOUGAL
1	DAYTON
6	COWLITZ CO.
17	KELSO
75	LONGVIEW
3	CASTLE ROCK
3	WOODLAND
2	DOUGLAS CO.
1	EAST WENATCHEE
4	FERRY CO.
1	REPUBLIC
2	FRANKLIN CO.
1	CONNELL
1	GARFIELD CO.
25	GRANT CO.
1	EPHRATA
2	QUINCY
26	GRAYS HARBOR CO.
23	ABERDEEN
13	ELMA
3	HOQUIAM
1	MONTESANO
2	OCEAN SHORES
2	WESTPORT
9	OAK HARBOR
13	JEFFERSON CO.
7	PORT TOWNSEND
932	KING CO.
66	AUBURN
21	BELLEVUE
5	BOTHELL
10	ENUMCLAW
2	ISSAQUAH
5	KIRKLAND
1	MERCER ISLAND
6	REDMOND
31	RENTON
8	ALGONA
2	BLACK DIAMOND
6	CARNATION
15	DES MOINES
2	PACIFIC
4	SNOQUALMIE
8	TUKWILA
4	PORT OF SEATTLE
628	SEATTLE
42	BREMERTON
1	POULSBO
8	KITTITAS CO.
9	ELLENSBURG
1	CLE ELUM
14	KLICKITAT CO.
2	GOLDENDALE
44	LEWIS CO.
5	CHEHALIS
3	LINCOLN CO.
6	DAVENPORT
44	MASON CO.
6	SHELTON
27	OKANOGAN CO.
1	COULEE DAM
5	PACIFIC CO.
4	PEND OREILLE CO.
6	PUYALLUP
1	SUMNER
285	TACOMA
6	FIFE
4	MILTON
4	STEILACOOM
16	BONNEY LAKE
5	SAN JUAN CO.
14	SKAGIT CO.
9	ANACORTES
25	MOUNT VERNON
5	SEDRO WOOLLEY
2	BURLINGTON
10	SKAMANIA CO.
186	SNOHOMISH CO.
10	EDMONDS
73	EVERETT
30	LYNWOOD
30	MOUNTLAKE TERRACE
3	MONROE
3	SULTAN
57	SPOKANE CO.
5	CHENEY
173	SPOKANE
4	CHEWELAH
2	COLVILLE

(cont. next page)



TABLE 1 (cont.)

**Jurisdiction (cont):**  
121 THURSTON CO.  
8 OLYMPIA  
8 TUMWATER  
28 LACEY  
4 WAHKIAKUM CO.  
4 WALLA WALLA CO.  
59 WALLA WALLA  
8 COLLEGE PLACE  
72 WHATCOM CO.  
95 BELLINGHAM  
5 FERNDALE  
1 LYNDEN  
9 WHITMAN CO.  
1 PULLMAN  
103 YAKIMA CO.  
35 GRANDVIEW  
8 UNION GAP  
78 YAKIMA  
1 SELAH  
4177 Total

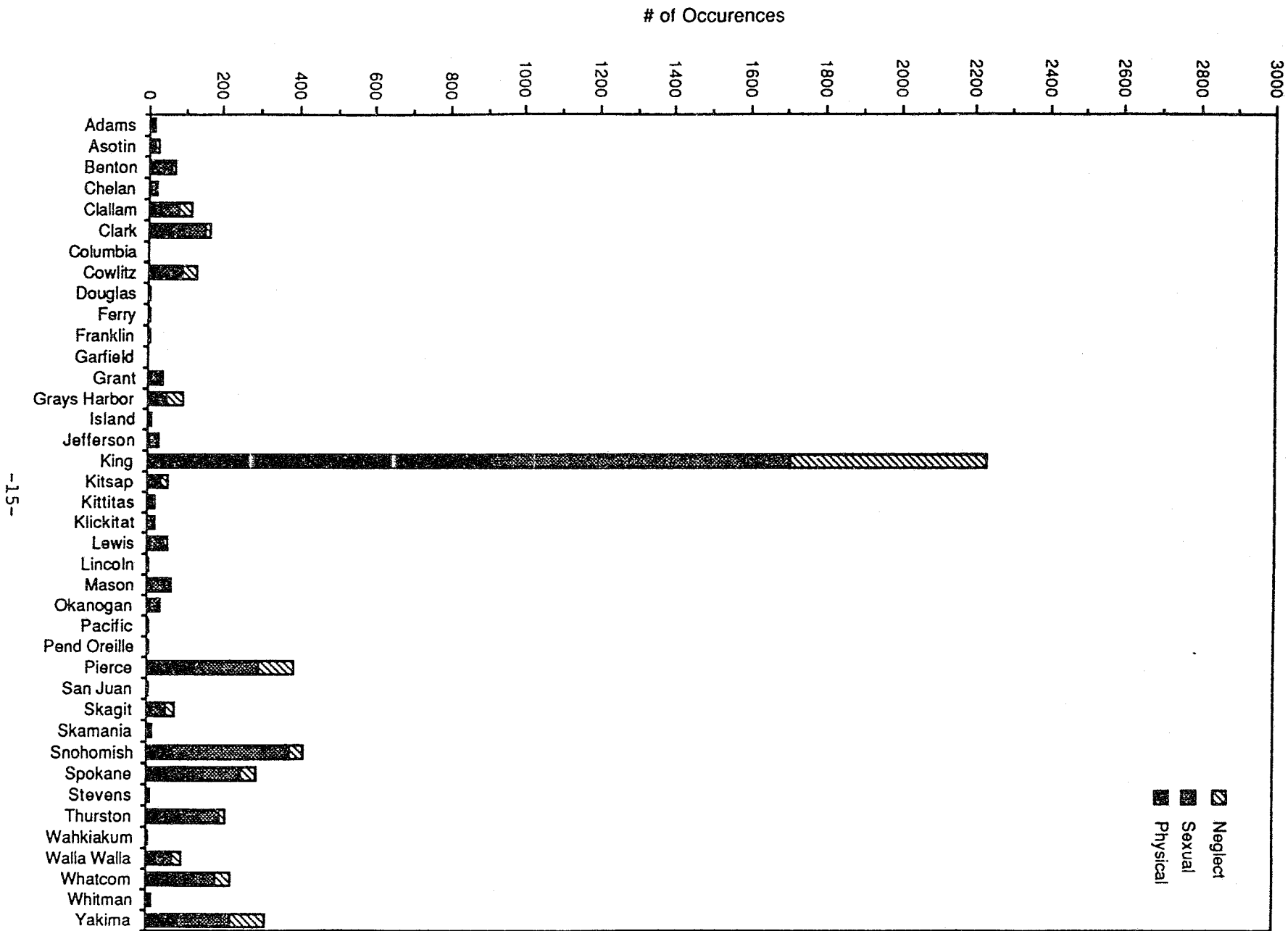
TABLE 2

**Child Abuse and Neglect**  
Abuse by County

County	Physical	Sexual	Neglect	Totals
Adams	6	5	2	13
Asotin	6	11	9	26
Benton	22	37	13	72
Chelan	6	13	3	22
Clallam	32	47	36	115
Clark	63	89	15	167
Columbia	0	1	0	1
Cowlitz	27	62	45	134
Douglas	2	2	0	4
Ferry	1	5	0	6
Franklin	1	2	0	3
Garfield	1	0	0	1
Grant	9	27	3	39
Grays Harbor	25	26	45	96
Island	8	1	0	9
Jefferson	3	21	6	30
King	906	801	526	2233
Kitsap	23	13	21	57
Kittitas	6	9	5	20
Klickitat	1	18	1	20
Lewis	8	39	8	55
Lincoln	0	5	2	7
Mason	17	45	6	68
Okanogan	9	19	9	37
Pacific	0	5	0	5
Pend Oreille	2	4	0	6
Pierce	133	168	87	388
San Juan	2	2	1	5
Skagit	16	33	28	77
Skamania	4	4	6	14
Snohomish	71	307	39	417
Spokane	57	196	42	295
Stevens	3	5	0	8
Thurston	31	166	14	211
Wahkiakum	0	4	0	4
Walla Walla	26	43	29	98
Whatcom	79	107	43	229
Whitman	7	4	3	14
Yakima	88	139	91	318
<b>Totals</b>	<b>1701</b>	<b>2485</b>	<b>1138</b>	<b>5324</b>

GRAPH 1

Child Abuse by County



King County generates such large numbers of cases that other counties appear to lose significance when shown on a graph scaled to accommodate the King County reports. Therefore, a second graph, excluding King, was produced. This makes it possible to see, for example that the number of occurrences in Snohomish, Pierce or Yakima exceeds that of Spokane by a fairly substantial margin. Similarly, one can assume that if Pierce County agencies had reported at anywhere near the same rate as Snohomish County agencies, that the former would clearly have far exceeded the latter in number of occurrences.

GRAPH 2

### Child Abuse by County w/o King County

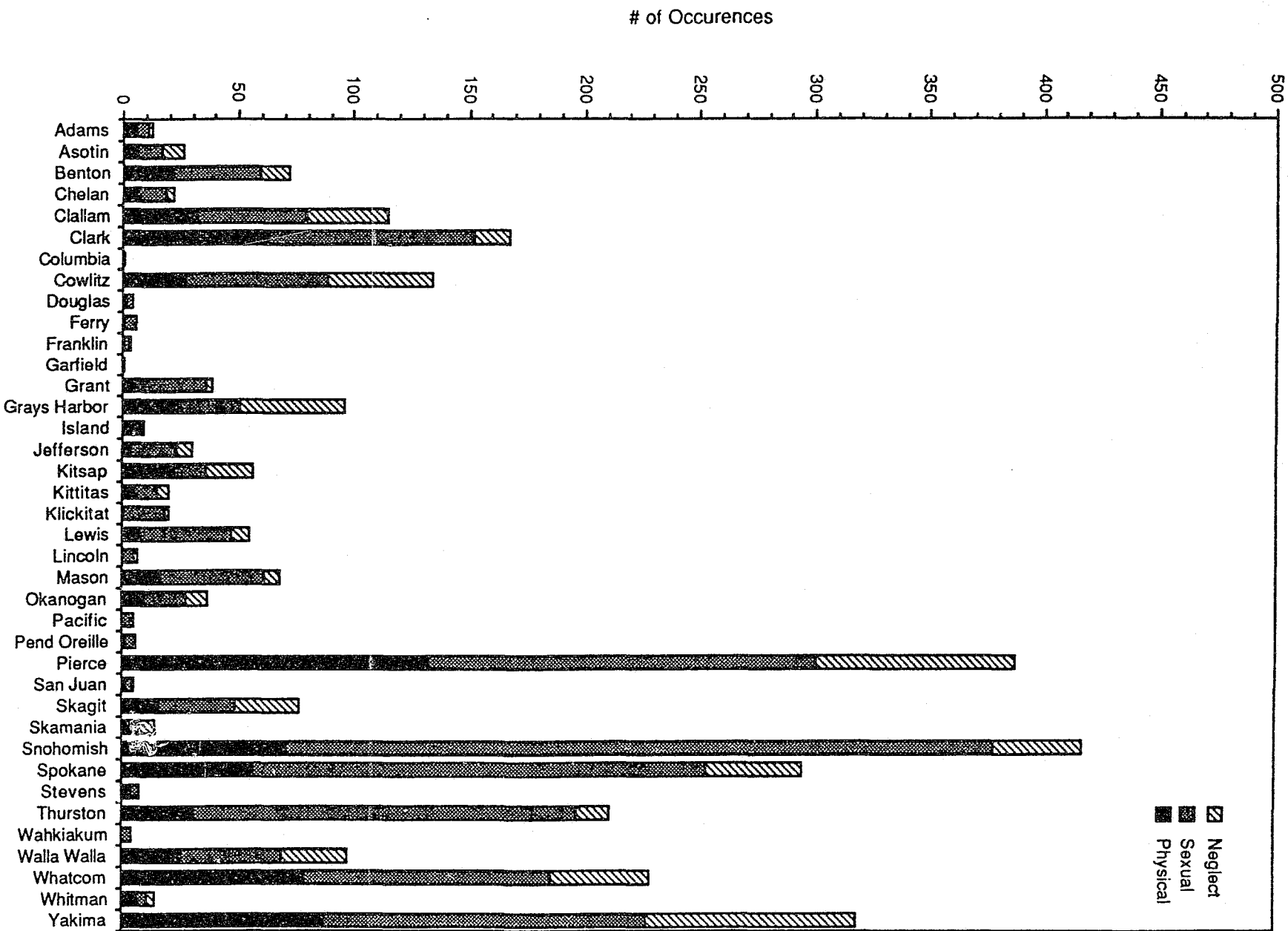


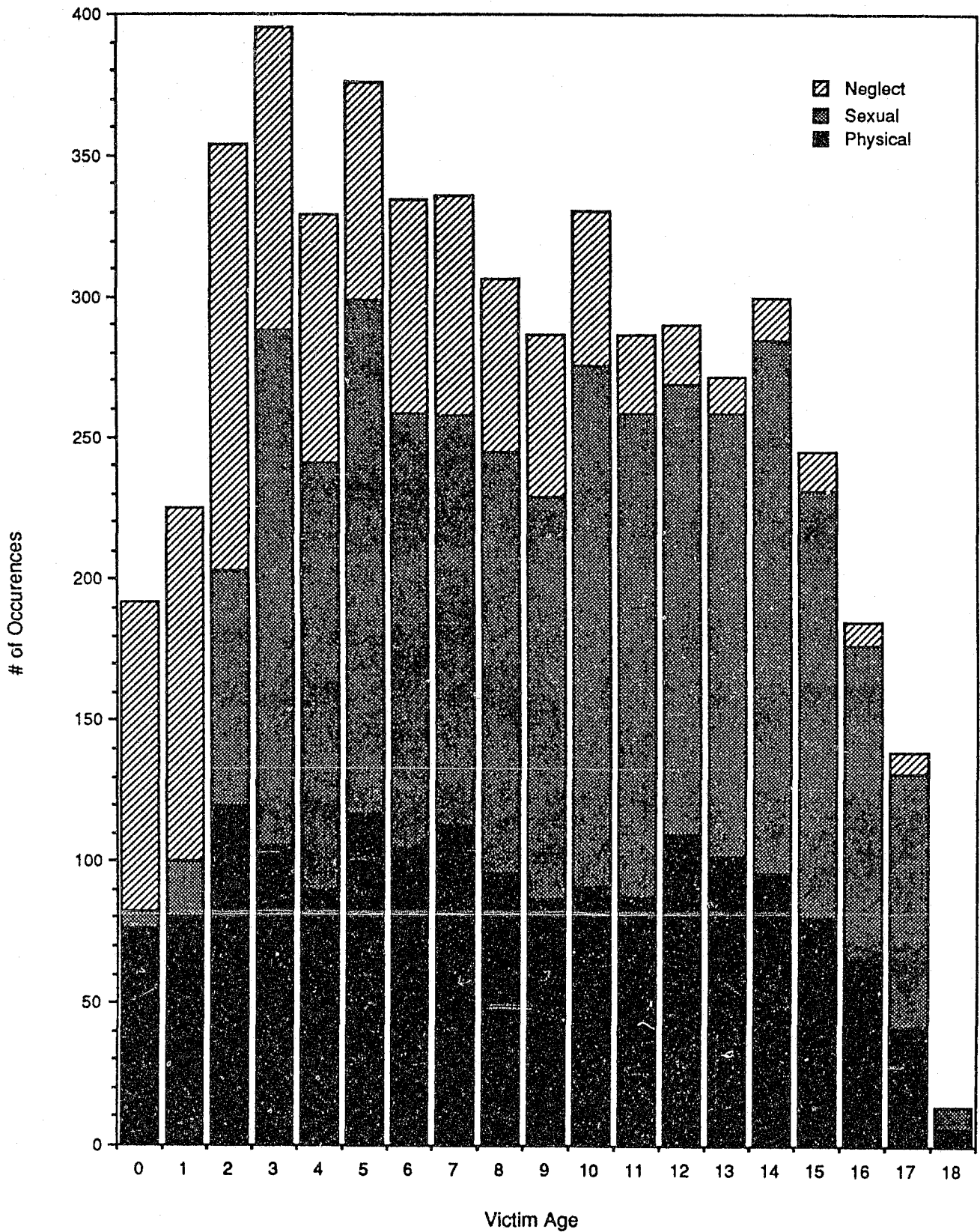
TABLE 3

**Child Abuse and Neglect**  
Abuse by Victim Age

<b>Victim Age</b>	<b>Physical</b>	<b>Sexual</b>	<b>Neglect</b>	<b>Totals</b>
0	76	6	110	192
1	80	20	125	225
2	120	83	151	354
3	106	182	107	395
4	90	151	88	329
5	117	182	77	376
6	105	154	76	335
7	113	145	78	336
8	96	149	62	307
9	87	142	58	287
10	91	185	55	331
11	88	171	28	287
12	110	159	21	290
13	102	157	13	272
14	96	189	15	300
15	80	151	14	245
16	66	111	8	185
17	42	90	7	139
18	6	8	0	14
Unknown	30	50	45	125
<b>Totals</b>	<b>1701</b>	<b>2485</b>	<b>1138</b>	<b>5324</b>

GRAPH 3

### Child Abuse by Victim Age

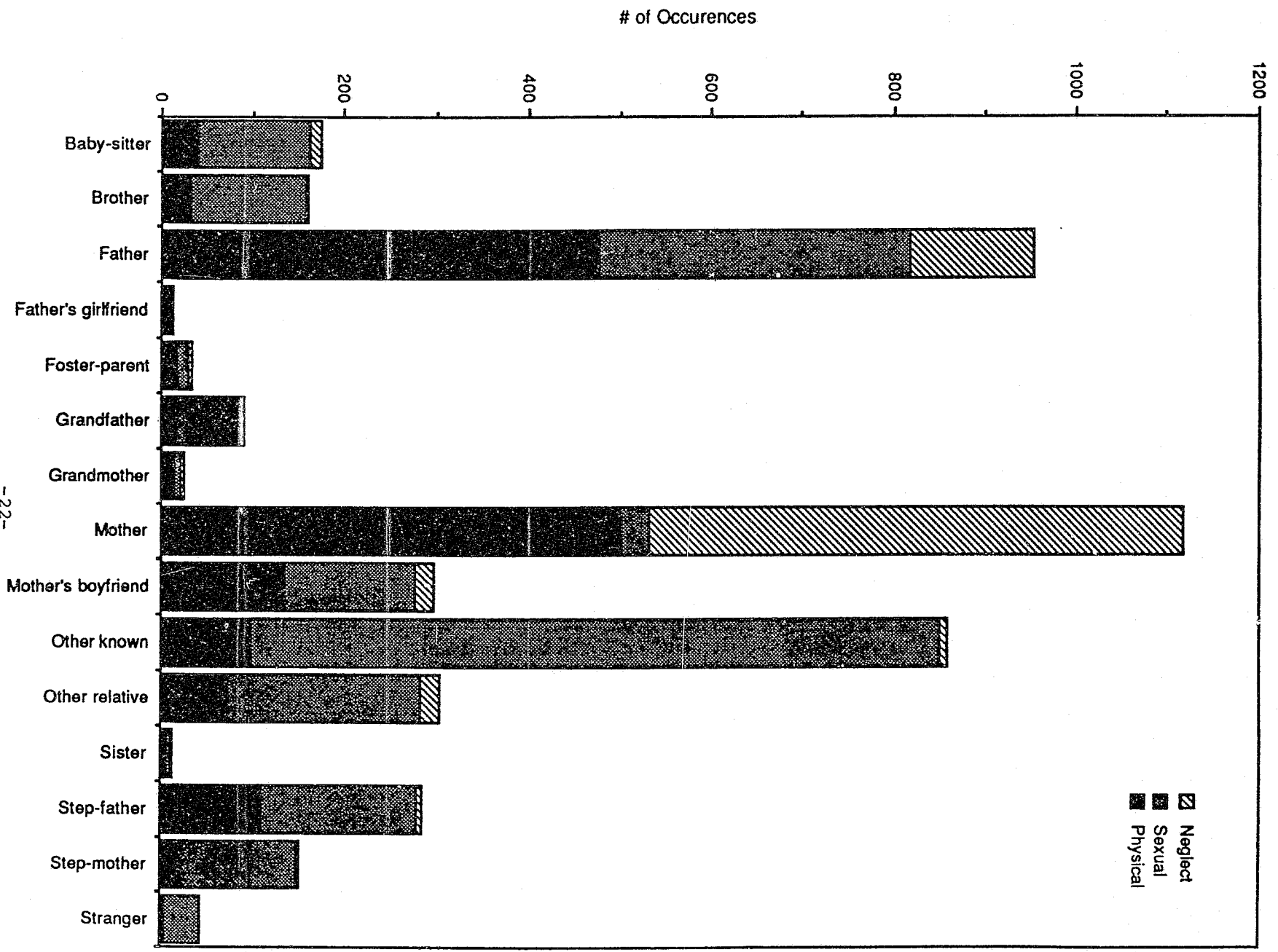


## CHILD ABUSE BY RELATIONSHIP

To show the significance of the non-family member in reported cases of child abuse, particularly sexual abuse, we combined the categories: neighbor, acquaintance and other known into a single "Other Known" category and bar on Graph 3. While "Other Known" accounts for only six percent of physical abuse cases and a mere one percent of neglect cases, it is the largest single offender category for sexual abuse, 35% of reported cases.



Child Abuse by Relationship

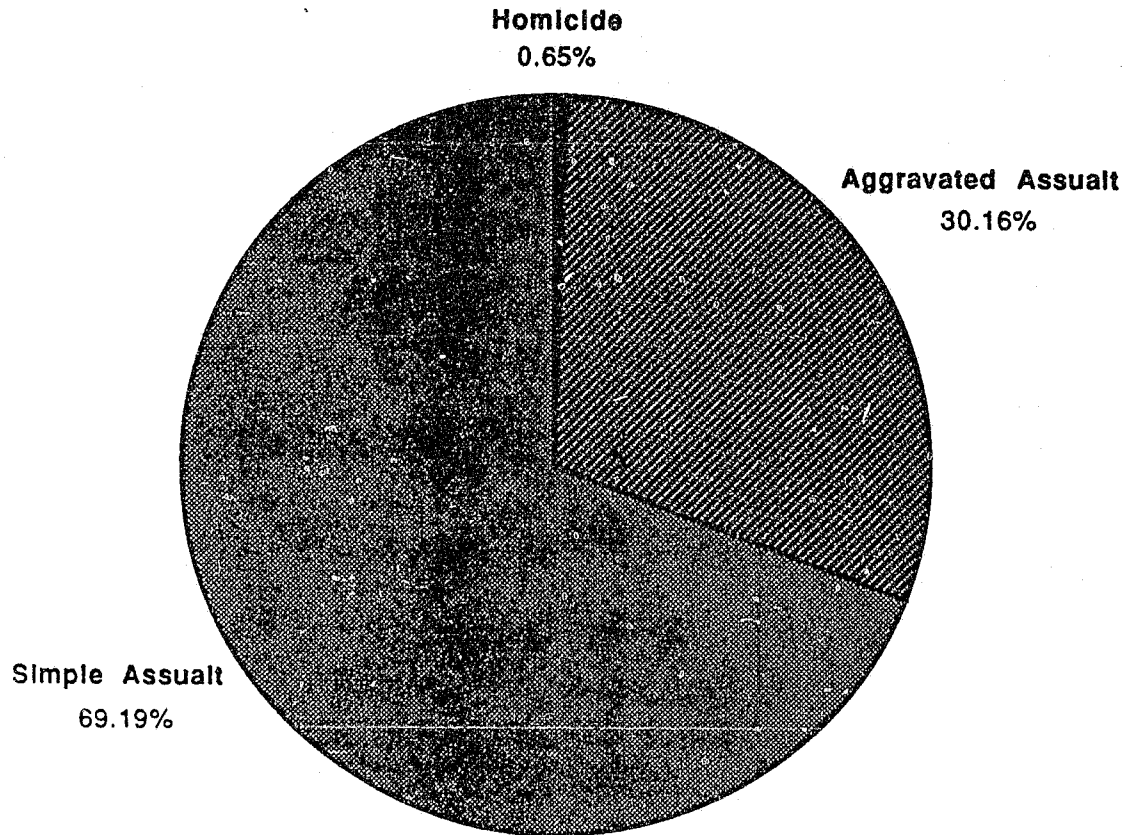


## **PHYSICAL ABUSE**

## PHYSICAL ABUSE

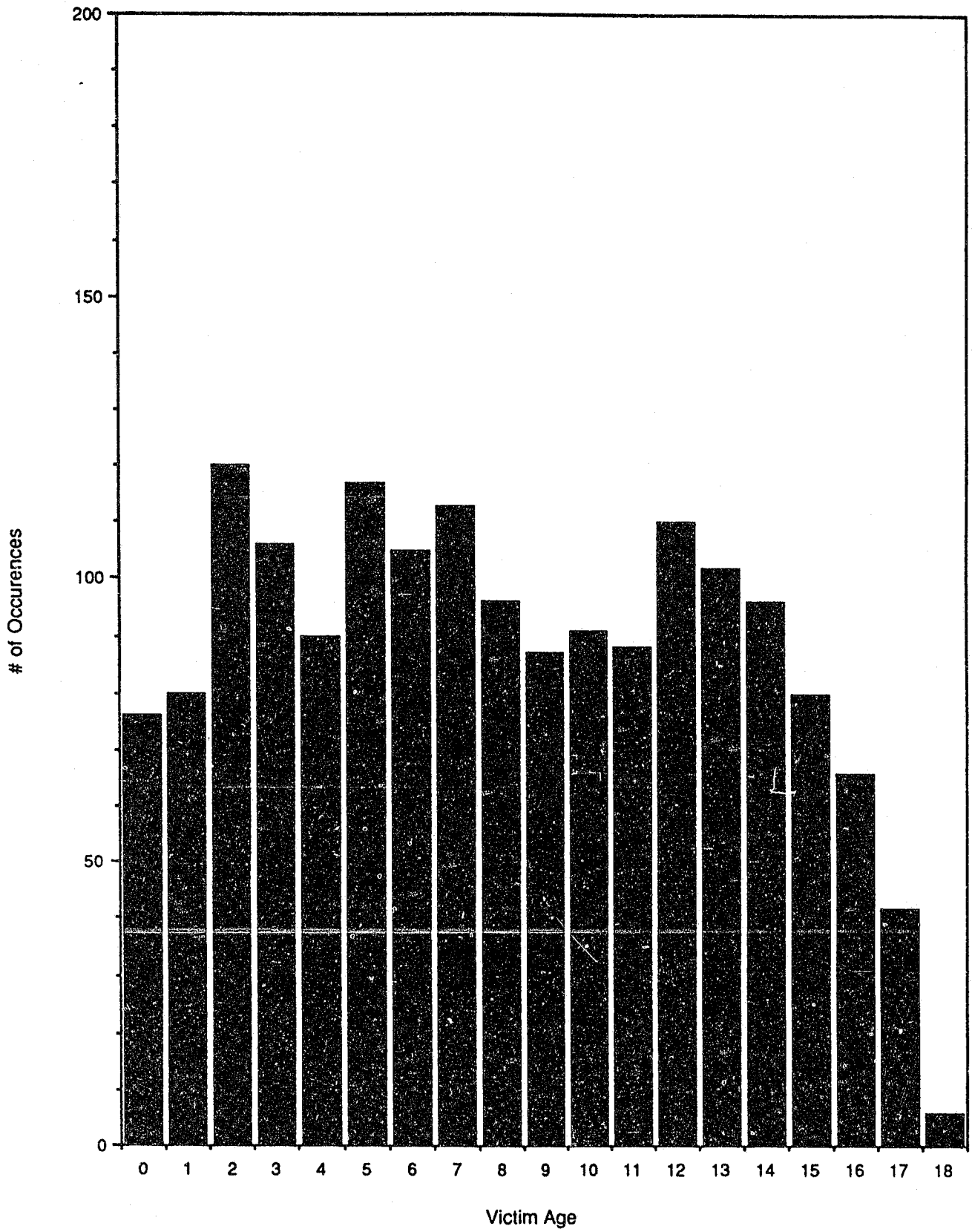
- . Within the physical abuse category there were 11 homicides. All of the victims were age 7 or under. The 13 alleged offenders included 4 fathers, 4 mothers, 1 brother, 1 father's girlfriend, 1 mother's boyfriend, 1 babysitter and 1 unknown. There were actually 13 homicides of children statewide during the study period. The two not included in this data base occurred in jurisdictions covered by agencies which did not participate in this study.
- . There were 515 aggravated assaults also in this category. The 468 alleged offenders included 149 fathers, 177 mothers, 23 stepfathers, 30 mother's boyfriends and 10 acquaintances.
- . There were 1,186 victims of simple assault. The 1,102 alleged offenders included 325 fathers, 324 mothers, 88 stepfathers, 15 stepmothers, 108 mother's boyfriends and 72 other known persons.

### Physical Abuse by Type

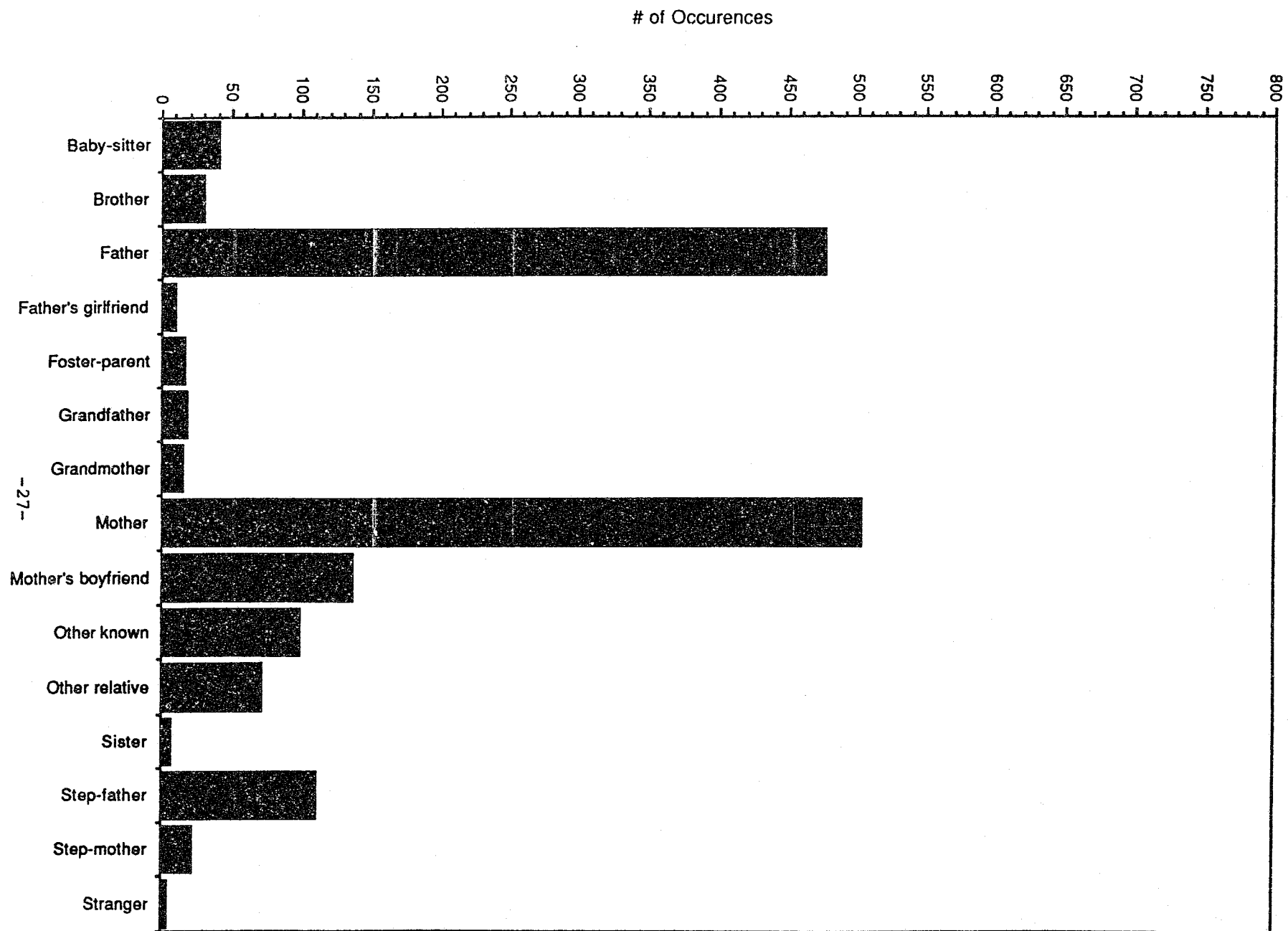


GRAPH 6

### Physical Abuse by Victim Age

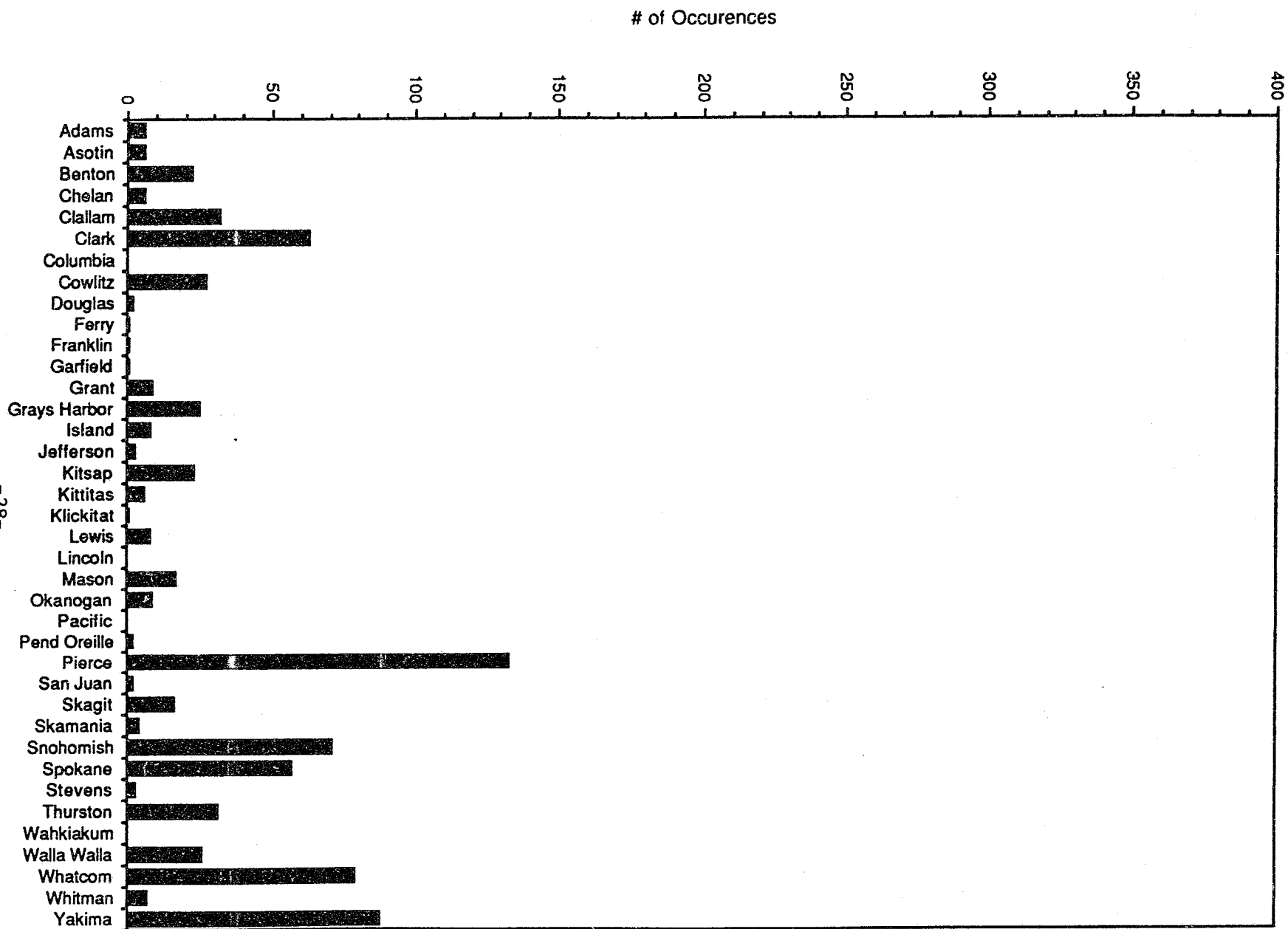


Physical Abuse by Relationship



GRAPH 8

Physical Abuse by County  
w/o King County



## **HOMICIDE**

"...the unlawful and malicious killing of one human being by another; any killing done while committing another felony."

"A person is guilty of homicide by abuse if, under circumstances manifesting an extreme indifference to human life, the person causes the death of a child or person under sixteen years of age..., and the person has previously engaged in a pattern or practice of assault or torture of said child..." (RCW 9A.32).



## HOMICIDE

- . As pointed out in the Summary, all of the juvenile victims of homicide during the reporting period were age 7 or younger.
- . All alleged homicide offenders were age 30 or younger; 5 were under 21.
- . In 9 of the 12 instances in which the identity of the alleged offender has known, the offender was a member of the victim's immediate family. In two of the three remaining instances the alleged offenders were "mother's boyfriend" and "father's girlfriend."

TABLE 5

## CHILD ABUSE REPORTED TO LAW ENFORCEMENT AGENCIES

January 1, 1988 to June 30, 1988

## Homicide

<b>Victims</b>	<b>Offenders</b>
6 Males	6 Males
5 Females	6 Females
0 Unknown	1 Unknown
<b>11 Total</b>	<b>13 Total</b>
<b>Victim's Race:</b>	<b>Offender's Race:</b>
5 Black	5 Black
6 White	7 White
0 Native American	0 Native American
0 Asian	0 Asian
0 Unknown	1 Unknown
<b>11 Total</b>	<b>13 Total</b>
<b>Victims' ages:</b>	<b>Offenders' ages:</b>
5 NB or BB	1 Age 15
1 Age 1	1 Age 17
1 Age 2	3 Age 20
3 Age 3	1 Age 21
1 Age 7	1 Age 23
0 Unknown	1 Age 24
<b>11 Total</b>	1 Age 25
	1 Age 26
	1 Age 29
	1 Age 30
	1 Unknown
	<b>13 Total</b>
<b>Relationships:</b>	<b>Jurisdiction:</b>
1 Brother	1 VANCOUVER
1 Baby-sitter	1 OAK HARBOR
4 Father	3 KING CO.
1 Father's Girlfriend	1 AUBURN
1 Mother's Boyfriend	1 SEATTLE
4 Mother	3 TACOMA
1 Unknown	1 SPOKANE
<b>13 Total</b>	<b>11 Total</b>

## **AGGRAVATED ASSAULT**

"Serious physical injury by other than accidental means, which causes death, disfigurement, major skin bruising, impairment of physical or emotional health or loss or impairment of any bodily functions. (Examples: broken bones, fractured skull, burst spleen, blindness from shaking, immersion burns.)"

## AGGRAVATED ASSAULT

- . More than one-third of reported victims were less than six years old.
- . There appears to be a very significant decline in aggravated assault victimizations beyond the age of 14.
- . Seattle/King County, with about one-third of the state's juvenile population covered by the reporting agencies, accounted for about 53% of the reported cases.
- . Blacks were disproportionately represented among both victims (16.1%) and offenders (16.5%). Blacks constitute about 3% of the states population.
- . The younger offenders included in this table were alleged to have assaulted infants or very young children. Inclusion of a young offender does not indicate one who had injured a peer.
- . Instances of aggravated assault involved a much broader span of victim/offender relationships than did homicide, but it is evident that serious assaults, like homicides, tend to be a family affair. Less than 10% of reported aggravated assaults were allegedly perpetrated by someone outside the extended family.

TABLE 6

**CHILD ABUSE REPORTED TO LAW ENFORCEMENT AGENCIES**

January 1, 1988 to June 31, 1988

**Aggravated assault**

**Victims**  
 281 Males  
 225 Females  
 7 Unknown  
**513 Total**

**Offenders**  
 239 Males  
 209 Females  
 18 Unknown  
**466 Total**

**Victim's Race:**  
 83 Black  
 321 White  
 10 Native American  
 18 Asian  
 81 Unknown  
**513 Total**

**Offender's Race:**  
 76 Black  
 263 White  
 12 Native American  
 13 Asian  
 102 Unknown  
**466 Total**

**Victim's Age:**  
 31 NB or BB  
 29 Age 1  
 32 Age 2  
 32 Age 3  
 20 Age 4  
 43 Age 5  
 36 Age 6  
 35 Age 7  
 37 Age 8  
 33 Age 9  
 28 Age 10  
 17 Age 11  
 41 Age 12  
 35 Age 13  
 22 Age 14  
 19 Age 15  
 8 Age 16  
 6 Age 17  
 9 Unknown  
**513 Total**

**Offender's Age:**  
 2 Age 9  
 1 Age 10  
 2 Age 11  
 1 Age 13  
 2 Age 14  
 1 Age 15  
 4 Age 17  
 7 Age 18  
 8 Age 19  
 8 Age 20  
 6 Age 21  
 10 Age 22  
 11 Age 23  
 13 Age 24  
 14 Age 25  
 6 Age 26  
 10 Age 27  
 6 Age 28  
 9 Age 29  
 12 Age 30  
 11 Age 31  
 14 Age 32  
 17 Age 33  
 15 Age 34  
 9 Age 35  
 10 Age 36  
 8 Age 37  
 6 Age 38  
 7 Age 39  
 14 Age 40  
 10 Age 41  
 2 Age 42  
 2 Age 43  
 1 Age 44  
 1 Age 45  
 2 Age 46  
 1 Age 47  
 2 Age 48  
 3 Age 50  
 1 Age 51  
 1 Age 53  
 2 Age 55  
 2 Age 56  
 1 Age 57  
 1 Age 59  
 190 Unknown  
**466 Total**

TABLE 6 (cont.)

<b>Relationships:</b>	
10	Acquaintance
7	Aunt
7	Brother
7	Baby-sitter
149	Father
4	Father's Girlfriend
2	Foster-Parent
3	Grandfather
4	Grandmother
30	Mother's Boyfriend
177	Mother
1	Neighbor
7	Other known
4	Other Relative
23	Step-Father
1	Sister
7	Step-Mother
1	Uncle
22	Unknown
466	<b>Total</b>

TABLE 6 (cont.)

<b>Jurisdiction:</b>	
5 BENTON CO.	2 ELLENSBURG
2 KENNEWICK	3 LEWIS CO.
1 PROSSER	5 MASON CO.
2 BENTON CITY	2 OKANOGAN CO.
3 CHELAN CO.	1 PEND OREILLE CO.
4 CLALLAM CO.	1 PUYALLUP
1 FORKS	1 SUMNER
1 SEQUIM	33 TACOMA
3 CAMAS	2 FIFE
13 VANCOUVER	1 BONNEY LAKE
2 COWLITZ CO.	2 SAN JUAN CO.
5 LONGVIEW	1 MOUNT VERNON
1 FRANKLIN CO.	1 SEDRO WOOLLEY
1 GARFIELD CO.	5 SNOHOMISH CO.
2 GRANT CO.	7 EVERETT
1 ABERDEEN	1 LYNWOOD
1 OCEAN SHORES	2 MOUNTLAKE TERRACE
2 OAK HARBOR	2 MONROE
1 JEFFERSON CO.	8 SPOKANE CO.
80 KING CO.	15 SPOKANE
9 AUBURN	1 COLVILLE
4 BELLEVUE	4 THURSTON CO.
2 ENUMCLAW	1 OLYMPIA
1 ISSAQUAH	2 LACEY
1 KIRKLAND	5 WALLA WALLA
1 REDMOND	6 WHATCOM CO.
8 RENTON	5 BELLINGHAM
1 ALGONA	1 FERNDALE
4 DES MOINES	1 WHITMAN CO.
116 SEATTLE	13 YAKIMA CO.
3 BREMERTON	5 GRANDVIEW
1 POULSBO	2 UNION GAP
	8 YAKIMA
	431 Total

## **SIMPLE ASSAULT**

"Simple assault resulting in minor physical injury not requiring hospital treatment (excluding reasonable parental discipline which is not injurious to a child's health.)"



## SIMPLE ASSAULT

- . As indicated in the definition, any instances in which assault against a child might be considered "reasonable parental discipline" were deleted from the data base.
- . One-third of the victims of simple assault were under six years of age.
- . Simple assault, like other forms of physical abuse, tends to be perpetrated within the extended family. Mothers and fathers accounted for nearly 60% of the cases of alleged simple assault. Family members (including father's girlfriend and mother's boyfriend) accounted for about 90% of the reported cases.
- . Males were the alleged offender in a greater proportion of the simple assault cases (58.3%) than in other forms of physical abuse.
- . King County/Seattle accounted for 54% of the reported cases.

TABLE 7

CHILD ABUSE REPORTED TO LAW ENFORCEMENT AGENCIES

January 1, 1988 to June 30, 1988

Simple Assault

<b>Victims</b>	<b>Offenders</b>	
618 Males	638 Males	
555 Females	430 Females	
4 Unknown	26 Unknown	
<b>1177 Total</b>	<b>1094 Total</b>	
<b>Victim's Race:</b>	<b>Offender's Race:</b>	
86 Black	80 Black	
811 White	704 White	
23 Native American	14 Native American	
37 Asian	27 Asian	
220 Unknown	269 Unknown	
<b>1177 Total</b>	<b>1094 Total</b>	
<b>Victim's Age:</b>	<b>Offender's Age:</b>	
40 NB or BB	1 Age 9	15 Age 36
50 Age 1	1 Age 10	21 Age 37
87 Age 2	1 Age 11	15 Age 38
71 Age 3	6 Age 12	15 Age 39
70 Age 4	6 Age 13	29 Age 40
74 Age 5	6 Age 14	7 Age 41
69 Age 6	8 Age 15	9 Age 42
77 Age 7	10 Age 16	11 Age 43
59 Age 8	6 Age 17	8 Age 44
54 Age 9	11 Age 18	7 Age 45
63 Age 10	15 Age 19	10 Age 46
71 Age 11	10 Age 20	2 Age 47
69 Age 12	18 Age 21	3 Age 48
67 Age 13	15 Age 22	7 Age 49
74 Age 14	14 Age 23	6 Age 50
61 Age 15	26 Age 24	3 Age 51
58 Age 16	21 Age 25	4 Age 52
36 Age 17	22 Age 26	1 Age 56
6 Age 18	18 Age 27	1 Age 58
21 Unknown	17 Age 28	4 Age 59
<b>1177 Total</b>	28 Age 29	2 Age 60
	35 Age 30	1 Age 62
	25 Age 31	1 Age 64
	22 Age 32	1 Age 67
	20 Age 33	1 Age 69
	23 Age 34	1 Age 73
	26 Age 35	1 Age 74
		497 Unknown
		<b>1094 Total</b>

TABLE 7 (cont.)

<b>Relationships:</b>	
32	Acquaintance
3	Aunt
22	Brother
32	Baby-sitter
322	Father
5	Father's Girlfriend
14	Foster-Parent
14	Grandfather
11	Grandmother
105	Mother's Boyfriend
322	Mother
9	Neighbor
40	Other known
6	Other Relative
88	Step-Father
6	Sister
15	Step-Mother
4	Stranger
16	Uncle
28	Unknown
1094	<b>Total</b>

TABLE 7 (cont.)

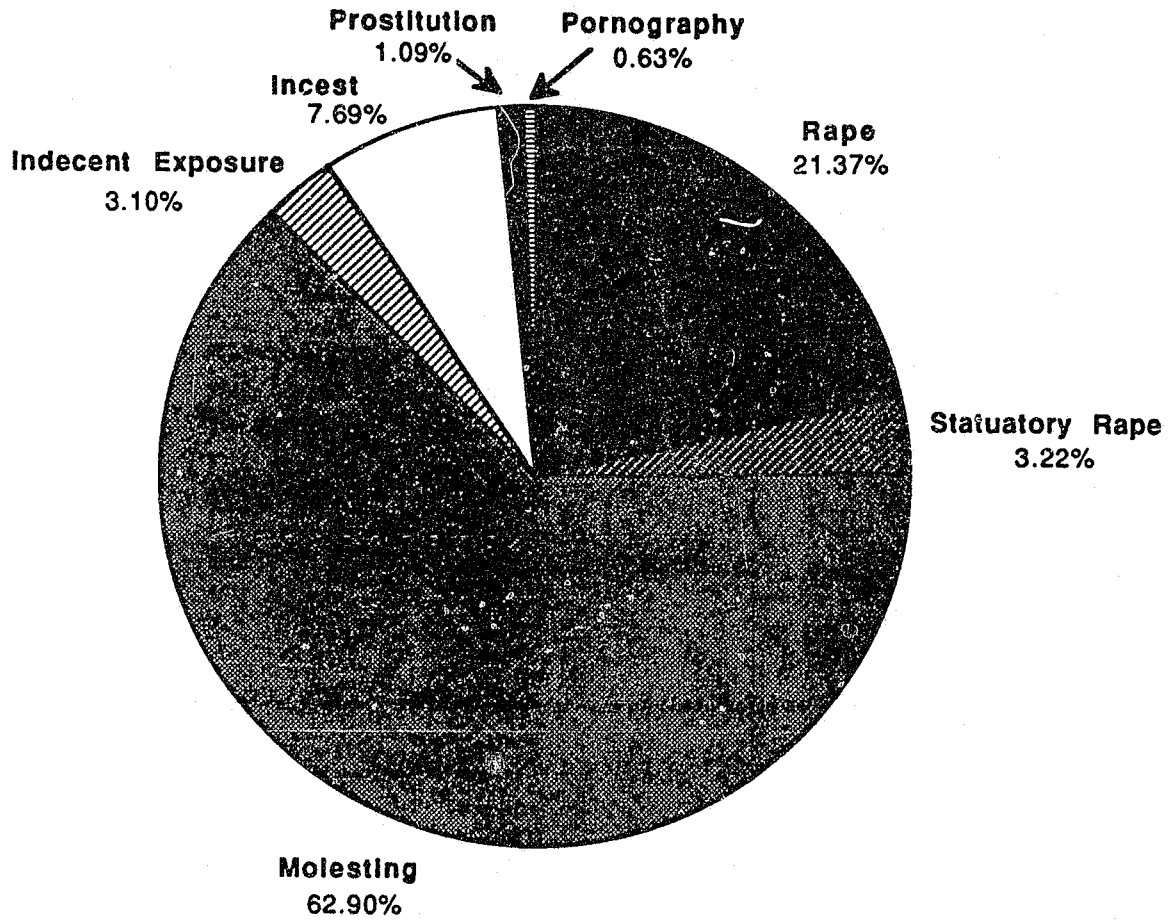
<b>Jurisdiction:</b>	
1	ADAMS CO.
2	OTHELLO
1	RITZVILLE
1	ASOTIN CO.
4	CLARKSTON
3	BENTON CO.
2	KENNEWICK
3	RICHLAND
1	PROSSER
2	BENTON CITY
3	CHELAN CO.
6	CLALLAM CO.
15	PORT ANGELES
3	FORKS
1	SEQUIM
2	CAMAS
35	VANCOUVER
1	WASHOUGAL
1	KELSO
16	LONGVIEW
1	WOODLAND
2	DOUGLAS CO.
1	FERRY CO.
4	GRANT CO.
8	GRAYS HARBOR CO.
6	ABERDEEN
2	ELMA
1	HOQUIAM
1	MONTESANO
1	OCEAN SHORES
1	WESTPORT
5	OAK HARBOR
1	JEFFERSON CO.
337	KING CO.
21	AUBURN
5	BELLEVUE
1	BOTHELL
2	ENUMCLAW
1	ISSAQUAH
3	KIRKLAND
1	MERCER ISLAND
3	REDMOND
5	RENTON
1	ALGONA
2	CARNATION
4	DES MOINES
1	PACIFIC
1	SNOQUALMIE
5	TUKWILA
2	PORT OF SEATTLE
143	SEATTLE
17	BREMERTON
3	ELLENSBURG
1	GOLDENDALE
2	LEWIS CO.
1	CHEHALIS
10	MASON CO.
3	OKANOGAN CO.
4	PUYALLUP
70	TACOMA
3	BONNEY LAKE
3	SKAGIT CO.
4	ANACORTES
2	MOUNT VERNON
1	SEDRO WOOLLEY
4	SKAMANIA CO.
22	SNOHOMISH CO.
10	EVERETT
10	LYNWOOD
5	MOUNTLAKE TERRACE
1	SULTAN
5	SPOKANE CO.
1	CHENEY
21	SPOKANE
2	CHEWELAH
10	THURSTON CO.
3	OLYMPIA
1	TUMWATER
3	LACEY
11	WALLA WALLA
3	COLLEGE PLACE
19	WHATCOM CO.
23	BELLINGHAM
1	FERNDALE
4	WHITMAN CO.
19	YAKIMA CO.
7	GRANDVIEW
1	UNION GAP
11	YAKIMA
1	SELAH
997	Total

# **SEXUAL ABUSE**

## SEXUAL ABUSE

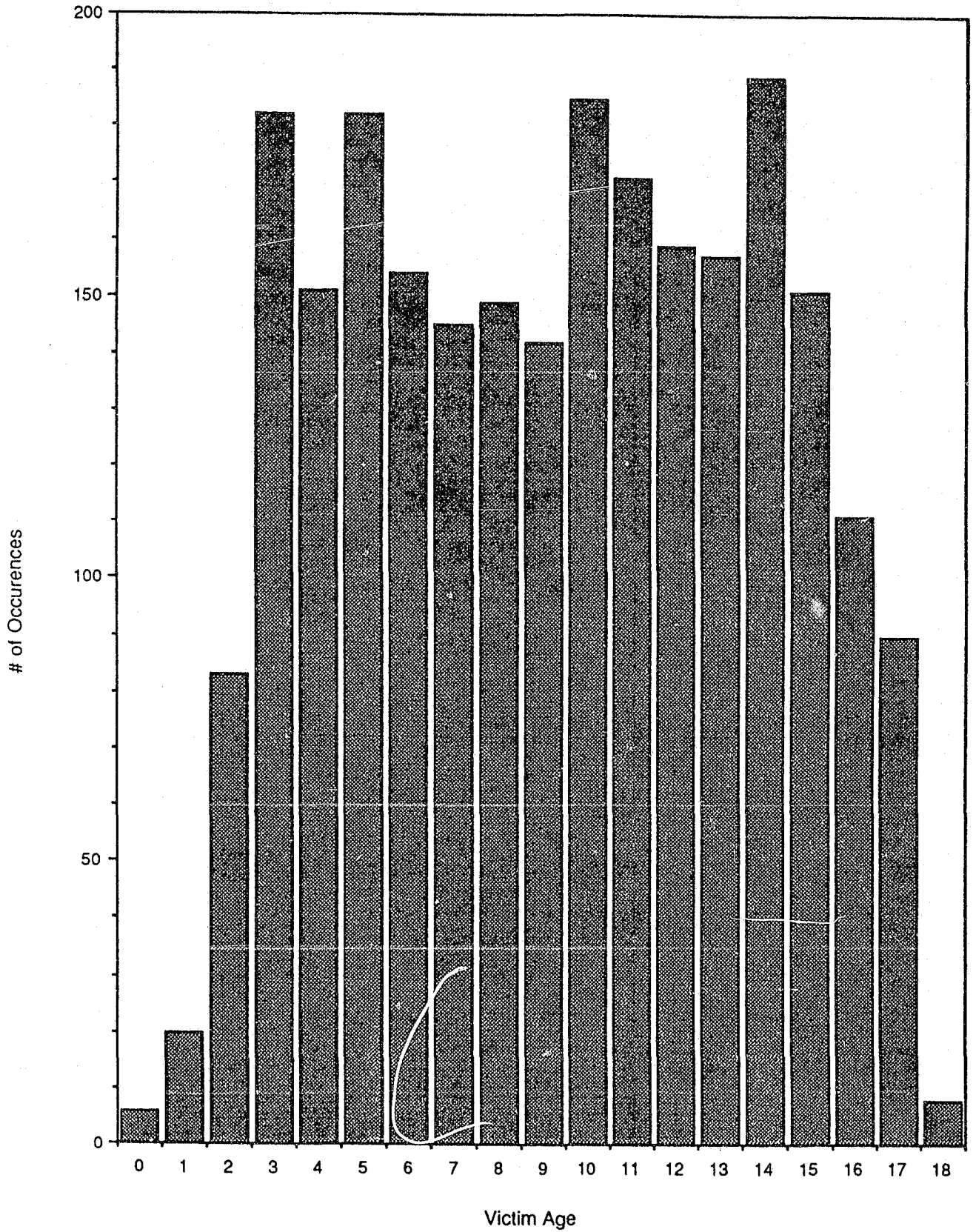
- . In the sexual abuse category, there are 531 children who were rape victims. The 483 alleged offenders included 95 acquaintances, 35 babysitters, 42 mother's boyfriends, 33 neighbors, 48 stepfathers and 58 other known persons.
- . There were 1,564 victims of molesting. The alleged offender profile includes 229 fathers, 215 acquaintances, 153 other known persons, 108 stepfathers, 91 mother's boyfriends, 85 babysitters and 83 uncles.
- . Of the 190 incest victims, 174 were female and 16 male. Alleged incest offenders were overwhelmingly male, 159 of 161. 74 were fathers, 49 brothers, and 5 grandfathers.
- . 77 children were victims of indecent exposure.
- . 80 were statutory rape victims.
- . 16 were victims of child pornography.

### Sexual Abuse by Type



GRAPH 10

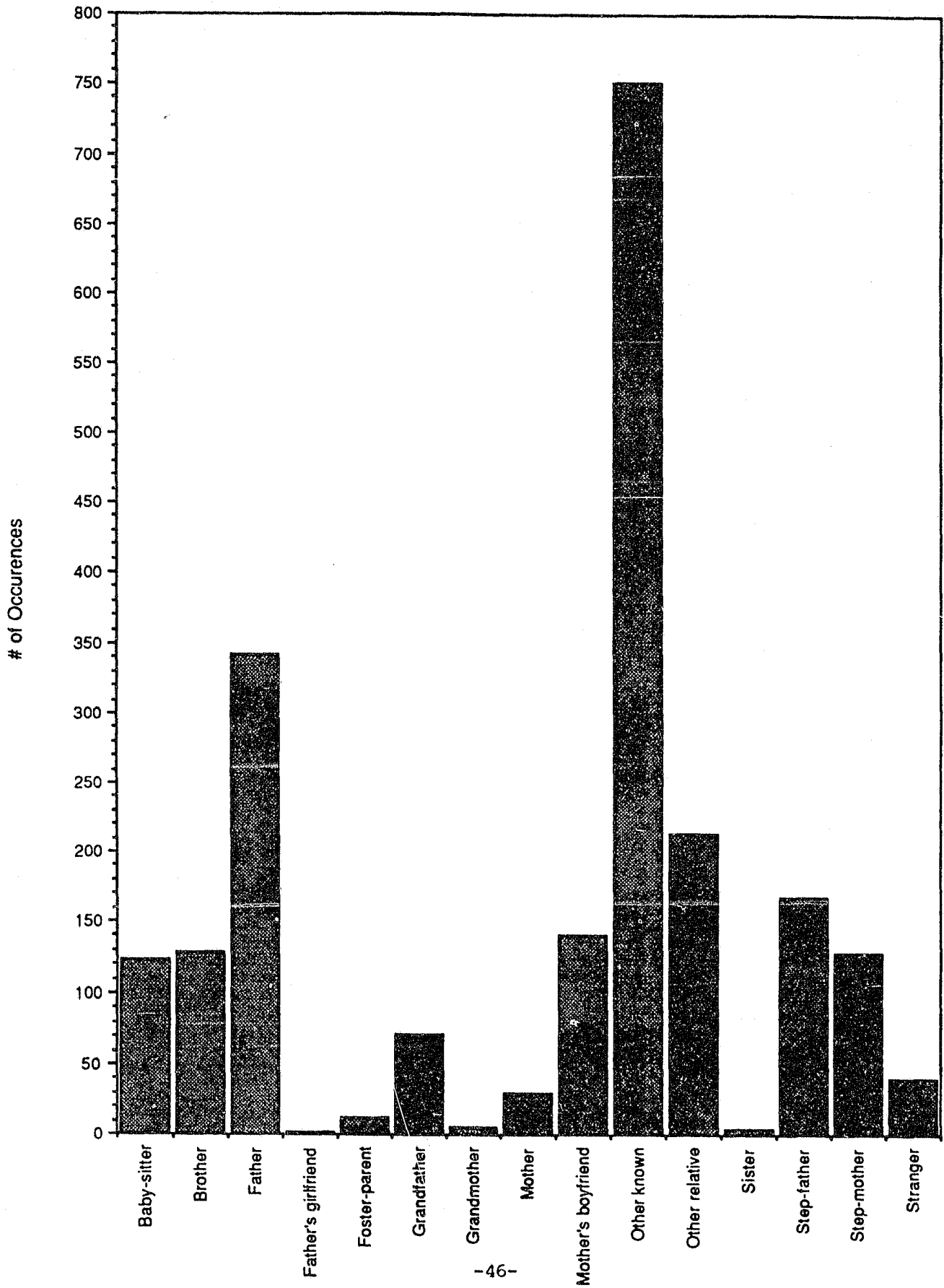
### Sexual Abuse by Victim Age





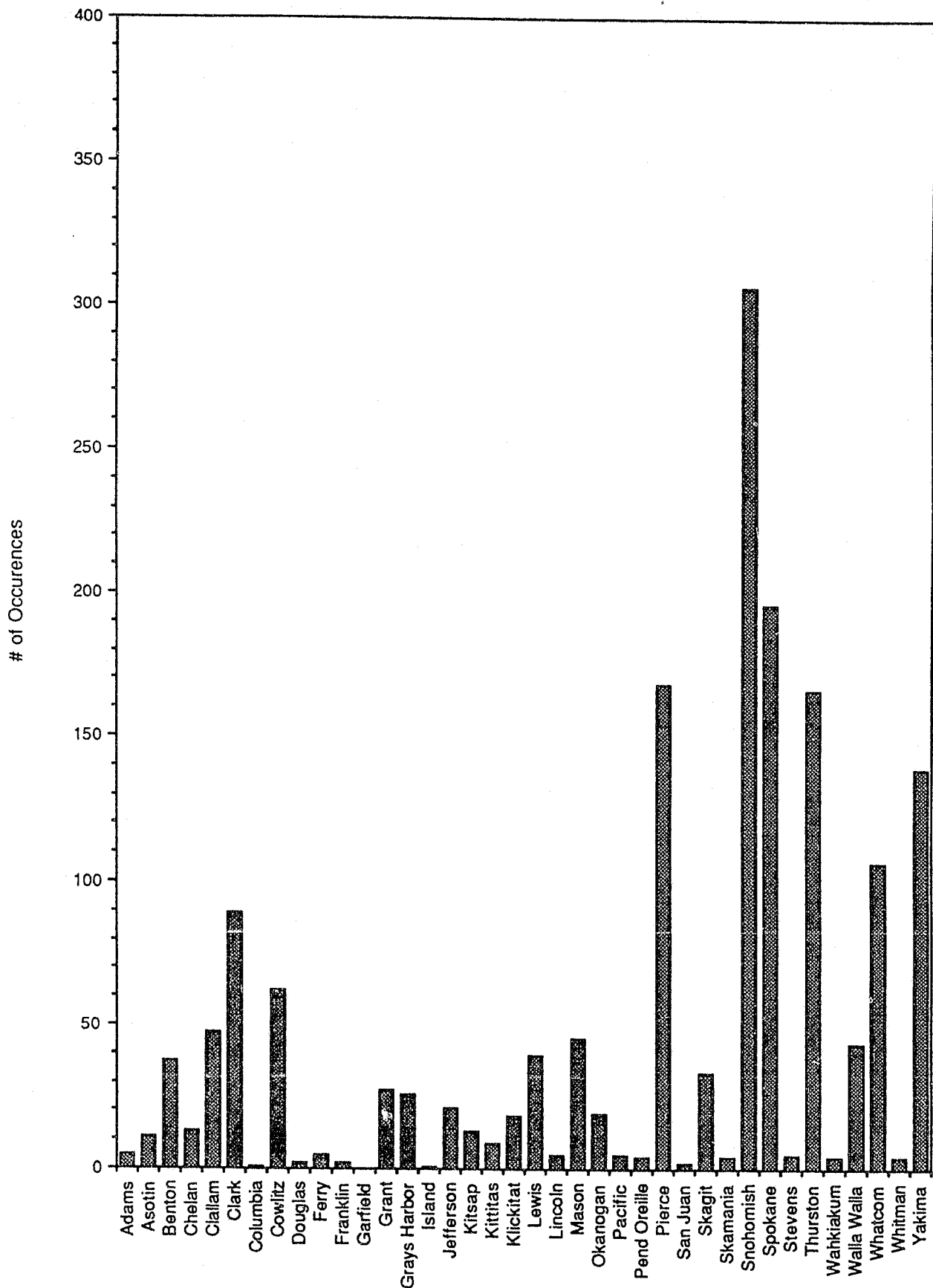
GRAPH 11

### Sexual Abuse by Relationship



GRAPH 12

### Sexual Abuse by County w/o King County



## **RAPE**

"Sexual intercourse or attempted sexual intercourse with a person, forcibly and against their will."

## RAPE

- . One-hundred fifty-nine rape victims, nearly 30% of the total, were under 6 years of age.
- . Twenty-two percent of the victims of rape were male, 78% were female.
- . Minorities, as both alleged offenders and victims, were at a level consistent with their population of the total population of the state.
- . Seventy-six of the alleged offenders, about 16% of the total, were under the age of 16.
- . The largest category of alleged offenders was composed of persons outside the family, but known to the victim. The group, including neighbor, acquaintance and other known, accounted for 190 offenses, 39% of the total. If babysitters are added, this category accounts for 225 offenses, 46% of all reported rapes of children.
- . Males are the alleged offenders in 93% of the cases.
- . King County/Seattle accounted for fewer reported rapes than their proportion of the state's population would lead us to expect.

TABLE 8

CHILD ABUSE REPORTED TO LAW ENFORCEMENT AGENCIES

January 1, 1988 to June 30, 1988

Rape

**Victims**  
 112 Males  
 419 Females  
 0 Unknown  
**531 Total**

**Offenders**  
 448 Males  
 21 Females  
 13 Unknown  
**483 Total**

**Victim's Race:**  
 27 Black  
 433 White  
 10 Native American  
 5 Asian  
 56 Unknown  
**531 Total**

**Offender's Race:**  
 32 Black  
 367 White  
 10 Native American  
 4 Asian  
 70 Unknown  
**483 Total**

**Victim's Age:**  
 1 NB or BB  
 7 Age 1  
 25 Age 2  
 56 Age 3  
 34 Age 4  
 32 Age 5  
 33 Age 6  
 29 Age 7  
 40 Age 8  
 26 Age 9  
 24 Age 10  
 29 Age 11  
 27 Age 12  
 28 Age 13  
 42 Age 14  
 37 Age 15  
 31 Age 16  
 23 Age 17  
 1 Age 18  
 6 Unknown  
**531 Total**

**Offender's Age:**  
 2 Age 10  
 10 Age 11  
 7 Age 12  
 17 Age 13  
 21 Age 14  
 16 Age 15  
 16 Age 16  
 14 Age 17  
 10 Age 18  
 9 Age 19  
 19 Age 20  
 12 Age 21  
 12 Age 22  
 12 Age 23  
 12 Age 24  
 10 Age 25  
 14 Age 26  
 13 Age 27  
 7 Age 28  
 7 Age 29  
 15 Age 30  
 7 Age 31  
 10 Age 32  
 6 Age 33  
 6 Age 34  
 10 Age 35  
 6 Age 36  
 5 Age 37  
 5 Age 38  
 4 Age 39

14 Age 40  
 7 Age 41  
 3 Age 42  
 2 Age 43  
 5 Age 44  
 1 Age 45  
 4 Age 46  
 1 Age 47  
 1 Age 48  
 3 Age 50  
 1 Age 51  
 2 Age 52  
 2 Age 53  
 2 Age 54  
 2 Age 55  
 4 Age 56  
 2 Age 57  
 2 Age 58  
 3 Age 59  
 2 Age 60  
 2 Age 62  
 1 Age 63  
 2 Age 65  
 3 Age 68  
 2 Age 69  
 1 Age 70  
 1 Age 72  
 1 Age 79  
 1 Age 87  
 92 Unknown  
**483 Total**

TABLE 8 (cont.)

**Relationships:**  
95 Acquaintance  
1 Aunt  
12 Brother  
35 Baby-sitter  
33 Father  
1 Father's Girlfriend  
5 Foster-Parent  
14 Grandfather  
42 Mother's Boyfriend  
6 Mother  
33 Neighbor  
58 Other known  
35 Other Relative  
48 Step-Father  
1 Step-Mother  
14 Stranger  
26 Uncle  
24 Unknown  
483 Total

TABLE 8 (cont.)

<b>Jurisdiction:</b>	
1	ADAMS CO.
2	ASOTIN CO.
1	CLARKSTON
2	BENTON CO.
3	KENNEWICK
1	PROSSER
1	BENTON CITY
4	CHELAM CO.
4	CLALLAM CO.
6	PORT ANGELES
2	CAMAS
14	VANCOUVER
1	WASHOUGAL
3	COWLITZ CO.
2	KELSO
3	LONGVIEW
1	FERRY CO.
2	GRANT CO.
2	GRAYS HARBOR CO.
5	JEFFERSON CO.
100	KING CO.
6	AUBURN
1	BOTHELL
2	RENTON
1	DES MOINES
1	TUKWILA
40	SEATTLE
3	BREMERTON
2	KITTITAS CO.
3	KLICKITAT CO.
8	LEWIS CO.
2	CHEHALIS
1	LINCOLN CO.
3	MASON CO.
1	SHELTON
7	OKANOGAN CO.
1	PEND OREILLE CO.
42	TACOMA
1	MILTON
1	BONNEY LAKE
4	SKAGIT CO.
2	MOUNT VERNON
1	BURLINGTON
29	SNOHOMISH CO.
2	EDMONDS
16	EVERETT
2	LYNWOOD
2	MOUNTLAKE TERRACE
13	SPOKANE CO.
25	SPOKANE
28	THURSTON CO.
4	TUMWATER
5	LACEY
2	WALLA WALLA CO.
4	WALLA WALLA
1	COLLEGE PLACE
6	WHATCOM CO.
10	BELLINGHAM
2	WHITMAN CO.
7	YAKIMA CO.
4	GRANDVIEW
6	YAKIMA
<b>461</b>	<b>Total</b>

## **STATUTORY RAPE**

"Carnal knowledge or attempted knowledge of a person with no force used and the victim is under the legal age of consent."



## STATUTORY RAPE

- . Victims in about two-thirds of the reported cases were 13 to 15 years old.
- . Eighty-four percent of the victims of this offense and 8 percent of the offenders are female.
- . The alleged offenders in three-fourths of the reported cases of statutory rape were known to the victim, but were outside the extended family.
- . Offender ages tend to be clustered in the 19 through 22 age group (28 offenders or 33% of the total).
- . There was no discernible geographical pattern to this offense. Although the city of Vancouver and Thurston County agencies appeared to have reported a disproportionately high number of offenses, total numbers were too small to be of significance.

TABLE 9

## CHILD ABUSE REPORTED TO LAW ENFORCEMENT AGENCIES

January 1, 1988 to June 30, 1988

## Statutory Rape

<b>Victims</b>	<b>Offenders</b>
13 Males	77 Males
67 Females	6 Females
0 Unknown	0 Unknown
<b>80 Total</b>	<b>83 Total</b>
<b>Victim's Race:</b>	<b>Offender's Race:</b>
6 Black	8 Black
61 White	63 White
3 Native American	1 Native American
3 Asian	3 Asian
7 Unknown	8 Unknown
<b>80 Total</b>	<b>83 Total</b>
<b>Victim's Age:</b>	<b>Offender's Age:</b>
0 NB or BB	3 Age 14
1 Age 10	3 Age 16
5 Age 11	1 Age 17
6 Age 12	7 Age 18
11 Age 13	10 Age 19
19 Age 14	6 Age 20
20 Age 15	4 Age 21
11 Age 16	7 Age 22
6 Age 17	1 Age 23
1 Age 18	1 Age 24
<b>80 Total</b>	4 Age 25
	4 Age 26
	3 Age 27
	1 Age 28
	1 Age 29
	5 Age 30
	2 Age 31
	1 Age 33
	2 Age 34
	1 Age 35
	1 Age 37
	1 Age 38
	3 Age 39
	3 Age 40
	1 Age 45
	1 Age 49
	2 Age 51
	1 Age 55
	1 Age 56
	1 Age 70
	1 Age 76
	<b>83 Total</b>

TABLE 9 (cont.)

**Relationships:**  
 35 Acquaintance  
 0 Aunt  
 2 Brother  
 2 Baby-sitter  
 1 Father  
 1 Grandfather  
 2 Mother's Boyfriend  
 1 Mother  
 6 Neighbor  
 20 Other known  
 3 Other Relative  
 6 Step-Father  
 3 Stranger  
 1 Uncle  
**83 Total**

**Jurisdiction:**  
 1 BENTON CO.  
 2 KENNEWICK  
 7 VANCOUVER  
 1 WASHOUGAL  
 2 LONGVIEW  
 1 GRAYS HARBOR CO.  
 11 KING CO.  
 12 SEATTLE  
 1 KITTITAS CO.  
 1 ELLENSBURG  
 1 KLICKITAT CO.  
 1 LEWIS CO.  
 1 DAVENPORT  
 1 OKANOGAN CO.  
 4 TACOMA  
 1 FIFE  
 1 STEILACOOM  
 7 SNOHOMISH CO.  
 1 SPOKANE CO.  
 5 SPOKANE  
 8 THURSTON CO.  
 2 LACEY  
 1 WAHIAKUM CO.  
 2 WALLA WALLA  
 1 COLLEGE PLACE  
 1 WHATCOM CO.  
 3 YAKIMA CO.  
 1 YAKIMA  
**81 Total**

## **MOLESTING (Indecent Liberties)**

"... knowingly causes another person who is not his spouse to have sexual contact with him or another:

a) By forcible compulsion; or

(b) When the other person is less than fourteen years of age; or

c) When the other person is less than sixteen...and the perpetrator is in a position of authority over the person;"

### MOLESTING (INDECENT LIBERTIES)

- . This offense appeared to have a higher proportion of offenders with multiple victims than did other physical and sexual offenses.
- . More than one-fourth (27.2%) of the victims were under six years of age.
- . About three-fourths of the victims of this offense were female.
- . Ages of alleged offenders as a percentage of total offenders:

10-12	5.3%
13-19	17.8%
20-29	16.5%
30-39	17.0%
40-49	8.2%
50 & over	7.9%
Unknown	27.3%

- . Forty-one percent of the known offenders were persons known to the victim but outside the extended family. Fifty-nine percent were members of the extended family.
- . Fathers constituted the largest single offender category.

TABLE 10

CHILD ABUSE REPORTED TO LAW ENFORCEMENT AGENCIES

January 1, 1988 to June 30, 1988

Molesting

**Victims**  
 352 Males  
 1205 Females  
 6 Unknown  
**1563 Total**

**Offenders**  
 1231 Males  
 101 Females  
 26 Unknown  
**1358 Total**

**Victim's Race:**  
 66 Black  
 1235 White  
 25 Native American  
 13 Asian  
 224 Unknown  
**1563 Total**

**Offender's Race:**  
 61 Black  
 1043 White  
 30 Native American  
 13 Asian  
 211 Unknown  
**1358 Total**

**Victim's Age:**  
 4 NB or BB  
 11 Age 1  
 55 Age 2  
 117 Age 3  
 106 Age 4  
 131 Age 5  
 106 Age 6  
 101 Age 7  
 82 Age 8  
 100 Age 9  
 129 Age 10  
 111 Age 11  
 101 Age 12  
 88 Age 13  
 99 Age 14  
 77 Age 15  
 55 Age 16  
 47 Age 17  
 4 Age 18  
 39 Unknown  
**1563 Total**

**Offender's Age:**  
 18 Age 10  
 20 Age 11  
 34 Age 12  
 46 Age 13  
 41 Age 14  
 33 Age 15  
 34 Age 16  
 34 Age 17  
 25 Age 18  
 29 Age 19  
 32 Age 20  
 21 Age 21  
 19 Age 22  
 20 Age 23  
 15 Age 24  
 20 Age 25  
 26 Age 26  
 24 Age 27  
 28 Age 28  
 19 Age 29  
 43 Age 30  
 25 Age 31  
 23 Age 32  
 24 Age 33  
 20 Age 34  
 35 Age 35  
 18 Age 36  
 9 Age 37  
 19 Age 38  
 14 Age 39  
 33 Age 40  
 13 Age 41  
 11 Age 42  
 10 Age 43  
 12 Age 44  
 10 Age 45  
 5 Age 46  
 12 Age 47  
 4 Age 48  
 2 Age 49  
 13 Age 50  
 8 Age 51  
 2 Age 52  
 6 Age 53  
 1 Age 54  
 9 Age 55  
 2 Age 56  
 3 Age 57  
 5 Age 58  
 4 Age 59  
 3 Age 60  
 5 Age 61  
 2 Age 62  
 2 Age 63  
 5 Age 64  
 7 Age 65  
 3 Age 66  
 3 Age 67  
 5 Age 68  
 7 Age 70  
 2 Age 71  
 2 Age 72  
 3 Age 75  
 1 Age 76  
 2 Age 77  
 1 Age 78  
 1 Age 90  
 371 Unknown  
**1358 Total**

TABLE 10 (cont.)

**Relationships:**  
215 Acquaintance  
4 Aunt  
65 Brother  
85 Baby-sitter  
229 Father  
1 Father's Girlfriend  
7 Foster-Parent  
50 Grandfather  
5 Grandmother  
91 Mother's Boyfriend  
22 Mother  
100 Neighbor  
153 Other known  
88 Other Relative  
108 Step-Father  
3 Sister  
2 Step-Mother  
9 Stranger  
83 Uncle  
38 Unknown  
**1358 Total**

TABLE 10 (cont.)

<b>Jurisdiction:</b>	
2	OTHELLO
2	ASOTIN CO.
2	CLARKSTON
4	BENTON CO.
7	KENNEWICK
4	RICHLAND
3	PROSSER
5	CHELAN CO.
10	CLALLAM CO.
10	PORT ANGELES
2	FORKS
28	VANCOUVER
2	WASHOUGAL
1	DAYTON
1	COWLITZ CO.
2	KELSO
31	LONGVIEW
3	CASTLE ROCK
1	EAST WENATCHEE
2	FERRY CO.
1	REPUBLIC
1	FRANKLIN CO.
1	CONNELL
13	GRANT CO.
1	QUINCY
13	GRAYS HARBOR CO.
5	ELMA
1	HOQUIAM
1	WESTPORT
1	OAK HARBOR
4	JEFFERSON CO.
4	PORT TOWNSEND
284	KING CO.
13	AUBURN
5	BELLEVUE
1	BOTHELL
4	ENUMCLAW
7	RENTON
5	ALGONA
2	BLACK DIAMOND
4	CARNATION
3	DES MOINES
1	PACIFIC
2	SNOQUALMIE
1	TUKWILA
2	PORT OF SEATTLE
112	SEATTLE
6	BREMERTON
4	KITTITAS CO.
9	KLICKITAT CO.
1	GOLDENDALE
17	LEWIS CO.
1	LINCOLN CO.
2	CHEHALIS
2	DAVENPORT
25	MASON CO.
4	SHELTON
10	OKANOGAN CO.
1	COULEE DAM
4	PACIFIC CO.
1	PUYALLUP
67	TACOMA
3	FIFE
2	MILTON
3	STEILACOOM
8	BONNEY LAKE
2	SAN JUAN CO.
4	SKAGIT CO.
2	ANACORTES
8	MOUNT VERNON
3	SKAMANIA CO.
107	SNOHOMISH CO.
6	EDMONDS
38	EVERETT
8	LYNWOOD
12	MOUNTLAKE TERRACE
1	MONROE
1	SULTAN
27	SPOKANE CO.
2	CHENEY
85	SPOKANE
2	CHEWELAH
58	THURSTON CO.
3	TUMWATER
9	LACEY
3	WAHKIAKUM CO.
2	WALLA WALLA CO.
16	WALLA WALLA
1	COLLEGE PLACE
29	WHATCOM CO.
24	BELLINGHAM
2	FERNDALE
40	YAKIMA CO.
5	GRANDVIEW
4	UNION GAP
22	YAKIMA
<b>1310</b>	<b>Total</b>



## **INCEST**

"Sexual intercourse between persons who are so closely related that they are forbidden by law to marry."

## INCEST

- . Females were the victims in 92% of the reported cases of incest.
- . Males were the offenders in 99% (159 of 161) of the cases.
- . Whites were victims in 89% of reported cases. Whites comprise 90% of the state's population.
- . Most victims (63%) were age 10 or older at the time the offense was reported.
- . Fifteen percent of victims were under age 6.
- . In cases where race of the alleged offender was known, Whites comprised 86% of identified offenders.
- . In cases where the age of the alleged offender was known, one-third of the identified offenders were under 18 (44 of 136).
- . The next largest age grouping of offenders was 30-39 with 40 of 136 or 29% of the identified offenders.
- . Thurston County appeared to have had a disproportionately high number of incest cases reported during the study period.

TABLE 11

CHILD ABUSE REPORTED TO LAW ENFORCEMENT AGENCIES

January 1, 1988 to June 30, 1988

Incest

<b>Victims</b>		<b>Offenders</b>	
16 Males		159 Males	
175 Females		2 Females	
0 Unknown		0 Unknown	
<b>191 Total</b>		<b>161 Total</b>	
<b>Victim's Race:</b>		<b>Offender's Race:</b>	
8 Black		8 Black	
151 White		125 White	
6 Native American		8 Native American	
5 Asian		5 Asian	
21 Unknown		15 Unknown	
<b>191 Total</b>		<b>161 Total</b>	
<b>Victim's Age:</b>		<b>Offender's Age:</b>	
1 NB or BB		1 Age 8	4 Age 31
1 Age 1		2 Age 9	2 Age 32
2 Age 2		2 Age 10	5 Age 33
5 Age 3		1 Age 11	6 Age 34
8 Age 4		3 Age 12	3 Age 35
12 Age 5		4 Age 13	6 Age 36
11 Age 6		9 Age 14	1 Age 37
6 Age 7		6 Age 15	1 Age 38
15 Age 8		7 Age 16	4 Age 39
9 Age 9		9 Age 17	4 Age 40
18 Age 10		1 Age 18	1 Age 41
14 Age 11		3 Age 19	2 Age 42
16 Age 12		4 Age 20	5 Age 43
19 Age 13		2 Age 21	3 Age 44
18 Age 14		4 Age 22	2 Age 46
12 Age 15		3 Age 23	2 Age 47
13 Age 16		1 Age 24	2 Age 48
7 Age 17		3 Age 25	1 Age 54
2 Age 18		1 Age 26	1 Age 55
2 Unknown		1 Age 28	2 Age 60
<b>191 Total</b>		2 Age 29	1 Age 61
		9 Age 30	1 Age 68
			24 Unknown
			<b>161 Total</b>

TABLE 11 (cont.)

**Relationships:**

1 Aunt  
 49 Brother  
 74 Father  
 5 Grandfather  
 10 Other Relative  
 3 Step-Father  
 1 Sister  
 18 Uncle  
**160 Total**

**Jurisdiction:**

1 ADAMS CO.  
 1 OTHELLO  
 1 ASOTIN CO.  
 2 BENTON CO.  
 1 KENNEWICK  
 1 CHELAN CO.  
 2 CLALLAM CO.  
 1 PORT ANGELES  
 1 FORKS  
 4 VANCOUVER  
 4 LONGVIEW  
 1 REPUBLIC  
 3 GRANT CO.  
 1 GRAYS HARBOR CO.  
 1 JEFFERSON CO.  
 33 KING CO.  
 2 AUBURN  
 1 BELLEVUE  
 1 RENTON  
 10 SEATTLE  
 1 BREMERTON  
 1 KITTITAS CO.  
 6 LEWIS CO.  
 1 DAVENPORT  
 2 PEND OREILLE CO.  
 12 TACOMA  
 2 MILTON  
 2 SKAGIT CO.  
 1 MOUNT VERNON  
 10 SNOHOMISH CO.  
 1 EDMONDS  
 1 MOUNTLAKE TERRACE  
 1 SPOKANE CO.  
 1 COLVILLE  
 14 THURSTON CO.  
 1 WALLA WALLA CO.  
 1 WALLA WALLA  
 2 COLLEGE PLACE  
 4 WHATCOM CO.  
 4 BELLINGHAM  
 1 LYNDEN  
 2 WHITMAN CO.  
 9 YAKIMA CO.  
 1 GRANDVIEW  
 1 UNION GAP  
 1 YAKIMA  
**155 Total**

## **INDECENT EXPOSURE**

"A person...intentionally makes any open and obscene exposure of his person or the person of another..."

## INDECENT EXPOSURE

- . All alleged offenders in indecent exposure reports were male.
- . Ninety-three percent of known offenders were White.
- . Ages of victims are included as reported. We do not understand how a very young child could be the victim of indecent exposure.
- . This is another sex offense in which a large proportion of offenders (37.3%) are persons known, but outside the family.

TABLE 12

**CHILD ABUSE REPORTED TO LAW ENFORCEMENT AGENCIES**

January 1, 1988 to June 30, 1988

**Indecent Exposure**

<b>Victims</b>	<b>Offenders</b>
12 Males	48 Males
65 Females	0 Females
0 Unknown	3 Unknown
<b>77 Total</b>	<b>51 Total</b>
 <b>Victim's Race:</b>	 <b>Offender's Race:</b>
2 Black	2 Black
70 White	42 White
0 Native American	1 Native American
0 Asian	0 Asian
5 Unknown	6 Unknown
<b>77 Total</b>	<b>51 Total</b>
 <b>Victim's Age:</b>	 <b>Offender's Age:</b>
0 NB or BB	1 Age 13
1 Age 1	1 Age 14
1 Age 2	1 Age 15
4 Age 3	1 Age 16
2 Age 4	1 Age 17
4 Age 5	1 Age 19
3 Age 6	1 Age 20
5 Age 7	1 Age 21
8 Age 8	1 Age 24
5 Age 9	4 Age 25
11 Age 10	1 Age 26
7 Age 11	1 Age 28
7 Age 12	1 Age 29
8 Age 13	4 Age 30
1 Age 14	1 Age 32
2 Age 15	1 Age 34
1 Age 16	1 Age 36
6 Age 17	1 Age 38
1 Unknown	2 Age 39
<b>77 Total</b>	1 Age 40
	1 Age 41
	1 Age 43
	1 Age 60
	1 Age 65
	1 Age 69
	19 Unknown
	<b>51 Total</b>

TABLE 12 (cont.)

**Relationships:**

5 Acquaintance  
1 Brother  
1 Baby-sitter  
2 Father  
1 Grandfather  
4 Mother's Boyfriend  
6 Neighbor  
7 Other known  
2 Step-Father  
12 Stranger  
2 Uncle  
8 Unknown  
**51 Total**

**Jurisdiction:**

1 ASOTIN CO.  
1 PROSSER  
1 CHELAN CO.  
7 VANCOUVER  
1 WASHOUGAL  
1 KELSO  
1 GRANT CO.  
9 KING CO.  
1 AUBURN  
2 BOTHELL  
1 SEATTLE  
1 LEWIS CO.  
1 PACIFIC CO.  
2 TACOMA  
1 SNOHOMISH CO.  
1 MOUNTLAKE TERRACE  
8 SPOKANE  
1 THURSTON CO.  
3 LACEY  
1 WHATCOM CO.  
3 BELLINGHAM  
2 GRANDVIEW  
**50 Total**



# **PROSTITUTION**

"Allowing, permitting or encouraging a child to engage in prostitution..."

## PROSTITUTION

- . Forty-one percent of victims were male, fifty-nine percent were female.
- . Twenty-five of twenty-six victims whose ages were known were age 15 or younger.
- . All identified offenders were male.
- . Offenders ages tended to be under 30 (39%) or over 50 (50%).
- . Only one of the alleged offenders was identified as a member of the victim's immediate family (step-father).
- . Three of the 18 jurisdictions in which reported offenses occurred were served by sheriff's departments, the remaining 15 (83%) were urban areas, reported by police departments.

TABLE 13

**CHILD ABUSE REPORTED TO LAW ENFORCEMENT AGENCIES**

January 1, 1988 to June 30, 1988

**Prostitution**

<b>Victims</b>	<b>Offenders</b>
11 Males	17 Males
16 Females	0 Females
0 Unknown	1 Unknown
<b>27 Total</b>	<b>18 Total</b>

<b>Victim's Race:</b>	<b>Offender's Race:</b>
3 Black	3 Black
24 White	14 White
0 Native American	0 Native American
0 Asian	0 Asian
0 Unknown	1 Unknown
<b>27 Total</b>	<b>18 Total</b>

<b>Victim's Age:</b>	<b>Offender's Age:</b>
0 NB or BB	1 Age 18
2 Age 7	1 Age 19
2 Age 9	2 Age 22
2 Age 10	1 Age 24
4 Age 11	2 Age 28
3 Age 13	1 Age 30
9 Age 14	1 Age 37
3 Age 15	1 Age 50
1 Age 17	1 Age 51
1 Unknown	1 Age 52
<b>27 Total</b>	1 Age 53
	1 Age 58
	1 Age 59
	1 Age 72
	2 Unknown
	<b>18 Total</b>

TABLE 13 (cont.)

**Relationships:**  
7 Acquaintance  
1 Mother's Boyfriend  
1 Neighbor  
3 Other known  
1 Other Relative  
1 Step-Father  
2 Stranger  
2 Unknown  
**18 Total**

**Jurisdiction:**  
1 PORT ANGELES  
1 VANCOUVER  
4 SEATTLE  
1 TACOMA  
1 FIFE  
1 EDMONDS  
2 EVERETT  
2 THURSTON CO.  
1 WALLA WALLA  
1 BELLINGHAM  
1 YAKIMA CO.  
2 YAKIMA  
**18 Total**

## **PORNOGRAPHY**

"Allowing, permitting, encouraging or engaging in the obscene or pornographic photographing, filming or depicting of a child for commercial purposes."

## PORNOGRAPHY

- . One-quarter of the reported victims were less than six years old. Fourteen of the 15 whose ages were known were less than 13 years of age.
- . Five of the alleged offenders were immediate family members (42%), seven were "Other Known" (58%).
- . All 11 offenders whose race was known were White, as were all the victims.

TABLE 14

**CHILD ABUSE REPORTED TO LAW ENFORCEMENT AGENCIES**

January 1, 1988 to June 30, 1988

**Pornographic**

<b>Victims</b>	<b>Offenders</b>
4 Males	10 Males
12 Females	2 Females
0 Unknown	0 Unknown
<b>16 Total</b>	<b>12 Total</b>
<b>Victim's Race:</b>	<b>Offender's Race:</b>
0 Black	0 Black
13 White	11 White
0 Native American	0 Native American
0 Asian	0 Asian
3 Unknown	1 Unknown
<b>16 Total</b>	<b>12 Total</b>
<b>Victim's Age:</b>	<b>Offender's Age:</b>
0 NB or BB	1 Age 15
1 Age 4	1 Age 19
3 Age 5	1 Age 23
1 Age 6	1 Age 25
2 Age 7	1 Age 26
4 Age 8	1 Age 30
1 Age 11	1 Age 31
2 Age 12	1 Age 33
1 Age 14	1 Age 35
1 Unknown	1 Age 50
<b>16 Total</b>	2 Unknown
	<b>12 Total</b>
<b>Relationships:</b>	<b>Jurisdiction:</b>
4 Acquaintance	1 PORT ANGELES
3 Father	1 VANCOUVER
1 Mother's Boyfriend	1 KING CO.
1 Mother	2 SEATTLE
3 Neighbor	1 LYNWOOD
<b>12 Total</b>	2 LACEY
	1 WALLA WALLA
	2 BELLINGHAM
	<b>11 Total</b>

**NEGLECT**

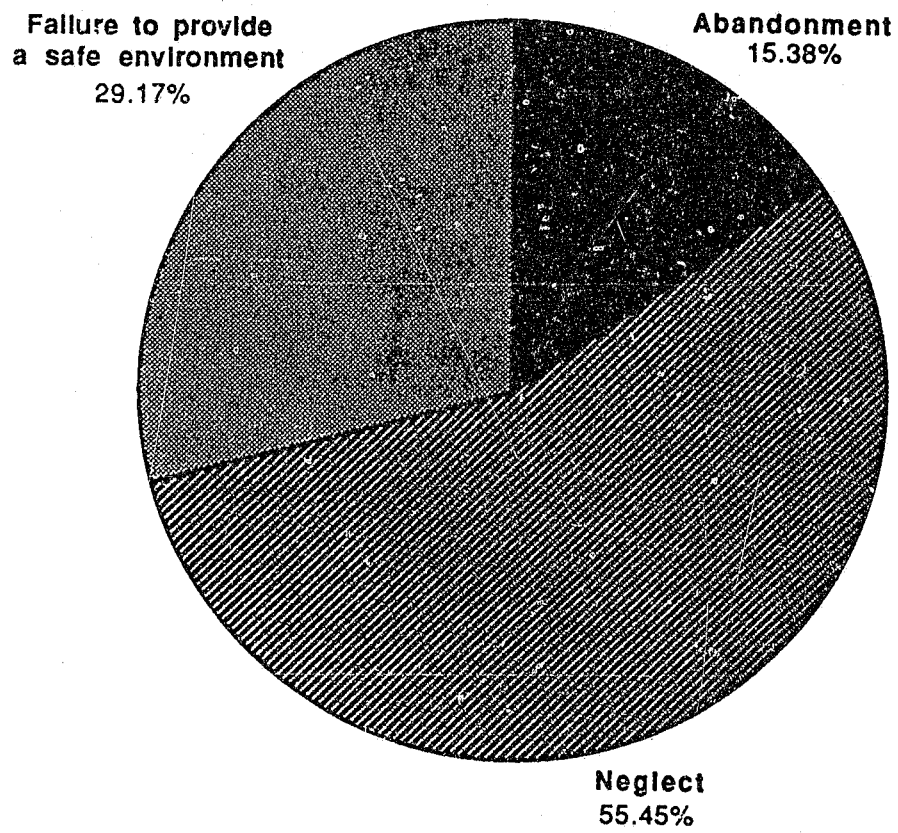


## NEGLECT

Mothers dominated the alleged offender profile of neglect cases.

- . The 631 neglect incidents included 326 mothers, 76 fathers, 11 mother's boyfriends and 20 other relatives.
- . There were 175 victims of abandonment, 96 of the 116 alleged offenders were mothers, 12 were fathers.
- . Of the 332 cases of failure to provide a safe environment, 162 of the 247 alleged offenders were mothers and 49 were fathers.

### Neglect by Type

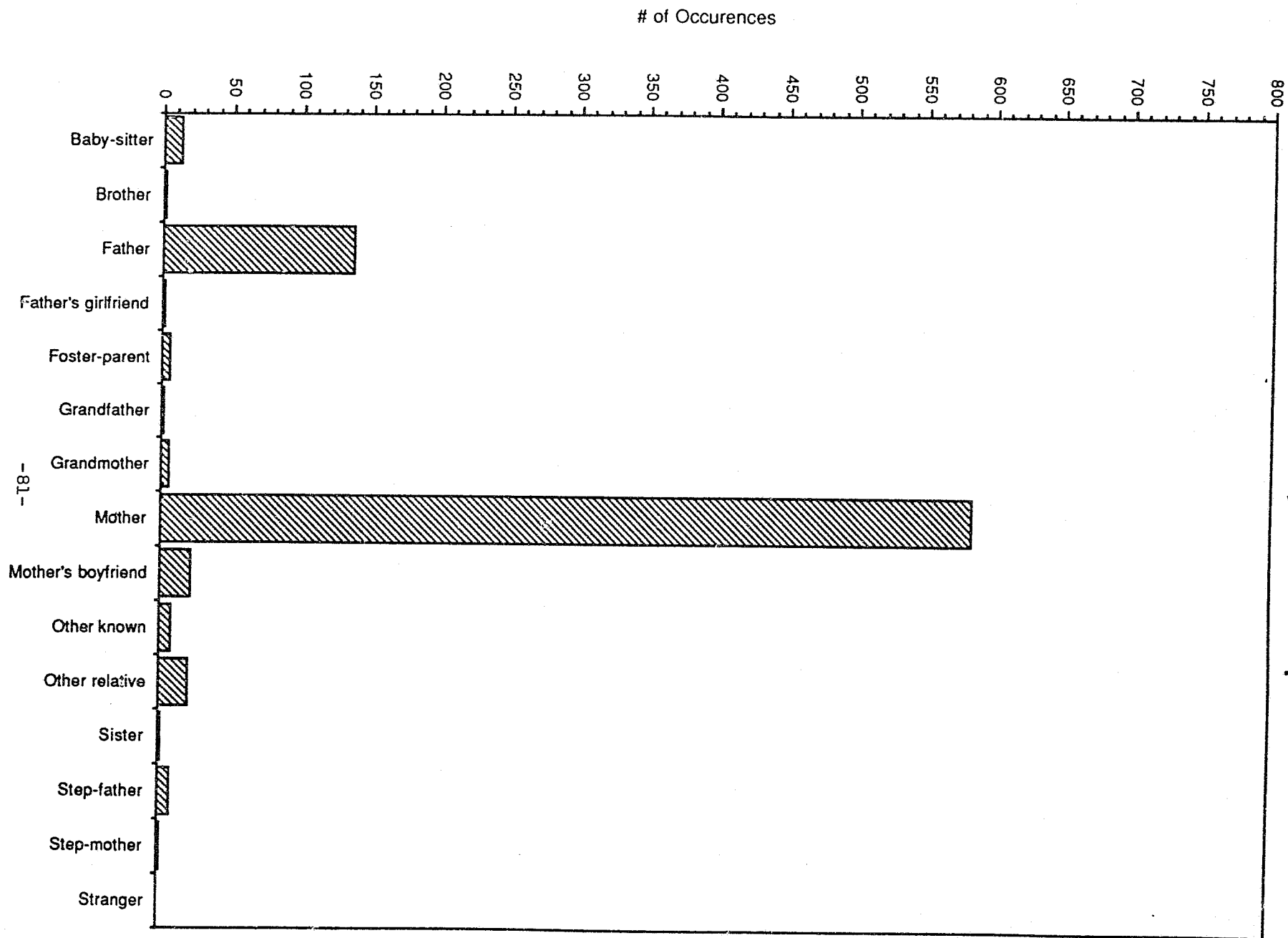


GRAPH 14

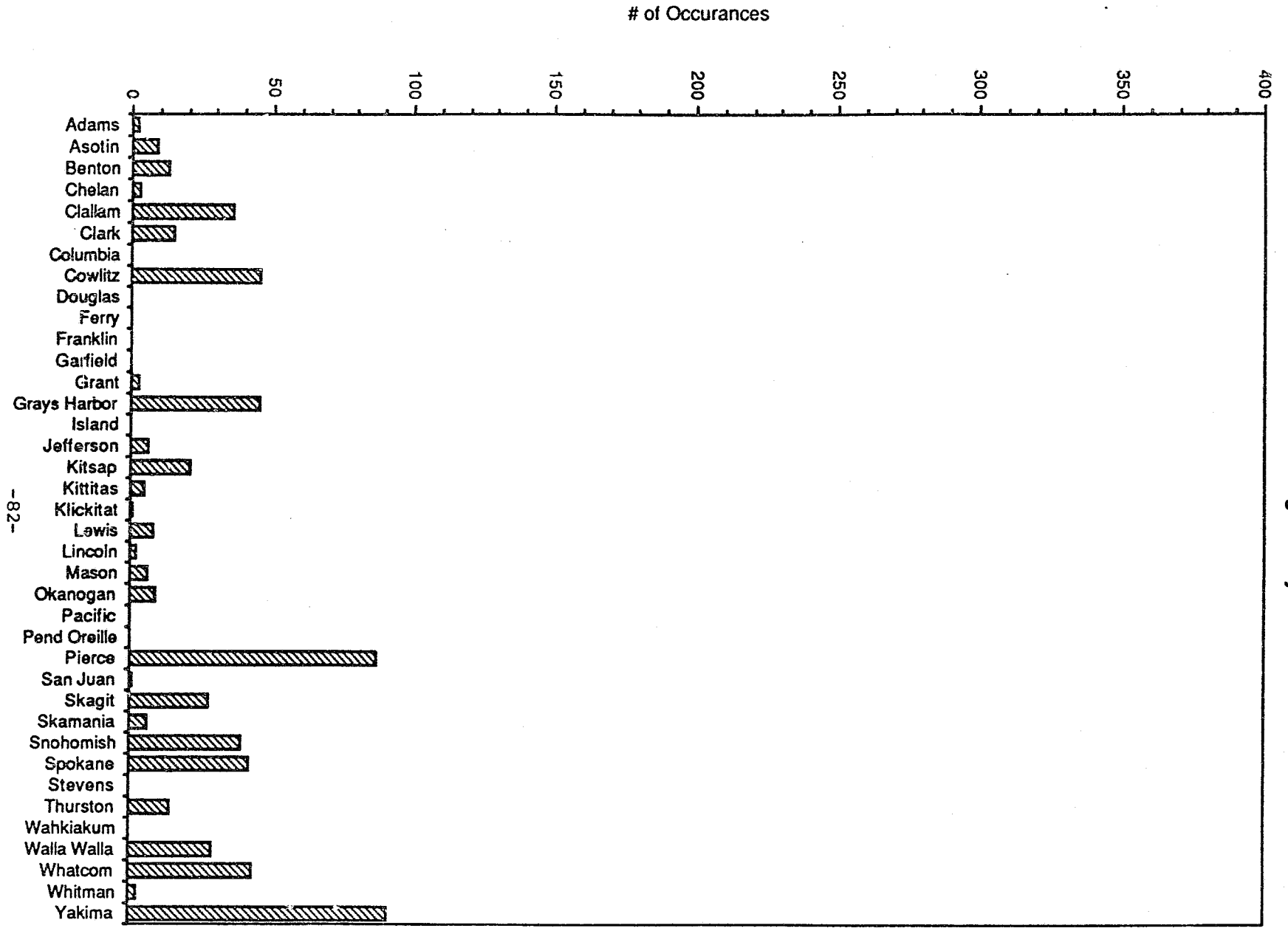
### Neglect by Victim Age



Neglect by Relationship



**Neglect by County**  
w/o King County



## **ABANDONMENT**

"...where the child's parent, guardian or other custodian has evidenced.. an intent to forego...all parental rights or responsibilities..."

## ABANDONMENT

- . Fifty-one percent of reported victims of abandonment were male, 44% were female.
- . Forty-nine percent of reported victims were White, 37% were Black, four percent were Native American.
- . Fifty-seven percent (100 of 175 reported victims) were under six years old, 47 or 27% of the total were less than two years of age. Only six percent were 13 or older.
- . Ninety-nine of the 116 alleged offenders were female (85%).
- . More than one-third of the alleged offenders were 20 to 29 years old.
- . One aunt, one uncle, and two other known persons were the only non-parent figures of the 113 known offenders. Parent figures accounted for 96.5% of the instances in which the identity of the alleged offender was known.

TABLE 15

## CHILD ABUSE REPORTED TO LAW ENFORCEMENT AGENCIES

January 1, 1988 to June 30, 1988

## Abandonment

<b>Victims</b>	<b>Offenders</b>
89 Males	14 Males
77 Females	99 Females
9 Unknown	3 Unknown
<b>175 Total</b>	<b>116 Total</b>
<b>Victim's Race:</b>	<b>Offender's Race:</b>
64 Black	37 Black
85 White	52 White
7 Native American	8 Native American
0 Asian	0 Asian
19 Unknown	19 Unknown
<b>175 Total</b>	<b>116 Total</b>
<b>Victim's Age:</b>	<b>Offender's Age:</b>
27 NB or BB	2 Age 14
20 Age 1	1 Age 17
22 Age 2	2 Age 18
12 Age 3	3 Age 19
7 Age 4	3 Age 20
12 Age 5	4 Age 21
10 Age 6	3 Age 22
13 Age 7	3 Age 23
11 Age 8	7 Age 24
7 Age 9	7 Age 25
6 Age 10	4 Age 26
4 Age 11	3 Age 27
1 Age 12	3 Age 28
2 Age 13	6 Age 29
2 Age 14	2 Age 30
4 Age 15	1 Age 31
2 Age 16	2 Age 32
1 Age 17	1 Age 33
12 Unknown	3 Age 34
<b>175 Total</b>	3 Age 35
	2 Age 37
	1 Age 39
	1 Age 41
	1 Age 53
	48 Unknown
	<b>116 Total</b>



TABLE 15 (cont.)

**Relationships:**

1 Aunt  
12 Father  
96 Mother  
2 Other known  
1 Step-Father  
1 Uncle  
3 Unknown  
**116 Total**

**Jurisdiction:**

4 BENTON CO.  
1 CHELAN CO.  
2 PORT ANGELES  
1 KELSO  
5 LONGVIEW  
1 GRAYS HARBOR CO.  
2 ABERDEEN  
1 ELMA  
1 HOQUIAM  
1 PORT TOWNSEND  
2 KING CO.  
4 AUBURN  
1 ENUMCLAW  
2 RENTON  
49 SEATTLE  
3 BREMERTON  
9 TACOMA  
1 SAN JUAN CO.  
1 MOUNT VERNON  
3 SPOKANE  
1 WALLA WALLA  
3 BELLINGHAM  
1 YAKIMA CO.  
1 GRANDVIEW  
5 YAKIMA  
**105 Total**

## **NEGLECT**

"An act or omission which evidences a... clear and present danger to the child's health, welfare and safety."

## NEGLECT

- . Fifty-three percent of the reported victims of neglect were male, 44% female. In three percent of the cases the sex of the victim was unknown.
- . Sixty-two percent of reported victims were white, 17% black, six percent other minorities and 14% unknown.
- . Three hundred sixty-nine victims, 58.5% of the total, were less than six years old.
- . More than three-fourths of the offenders in reported cases of neglect were females (344 of 445, 77.3%). Mothers were accused in more than 73% of the cases.
- . Racially, Whites were the alleged offenders in 63% of the cases, Blacks 13%, Native Americans 5%. In 17.5% of the cases the race of the offender was unknown.
- . Offenders were concentrated in the age range 19 through 30, indicating that young mothers of young (under 6) children constituted the most frequent offender group.
- . Forty-four percent of the reported incidents of neglect took place in King County. Seattle, alone, accounted for 24% of the reports.
- . Bellingham, Walla Walla and Port Angeles appeared to be high, proportionately, in reports of neglect during the study period.
- . Everett was unique among cities of comparable size with only one report.

TABLE 16

## CHILD ABUSE REPORTED TO LAW ENFORCEMENT AGENCIES

January 1, 1988 to June 30, 1988

## Neglect

<b>Victims</b>	<b>Offenders</b>	
332 Males	97 Males	
275 Females	344 Females	
24 Unknown	4 Unknown	
<b>631 Total</b>	<b>445 Total</b>	
<b>Victim's Race:</b>	<b>Offender's Race:</b>	
108 Black	59 Black	
394 White	282 White	
31 Native American	21 Native American	
7 Asian	5 Asian	
91 Unknown	78 Unknown	
<b>631 Total</b>	<b>445 Total</b>	
<b>Victim's Age:</b>	<b>Offender's Age:</b>	
54 NB or BB	1 Age 13	25 Age 30
68 Age 1	2 Age 15	17 Age 31
86 Age 2	2 Age 16	9 Age 32
67 Age 3	4 Age 17	9 Age 33
50 Age 4	5 Age 18	6 Age 34
44 Age 5	13 Age 19	12 Age 35
46 Age 6	12 Age 20	8 Age 36
44 Age 7	14 Age 21	1 Age 37
34 Age 8	22 Age 22	8 Age 38
32 Age 9	13 Age 23	4 Age 39
39 Age 10	13 Age 24	4 Age 40
13 Age 11	14 Age 25	5 Age 41
15 Age 12	12 Age 26	2 Age 42
4 Age 13	11 Age 27	3 Age 43
4 Age 14	18 Age 28	2 Age 45
7 Age 15	16 Age 29	2 Age 47
3 Age 16		1 Age 53
3 Age 17		2 Age 55
18 Unknown		153 Unknown
<b>631 Total</b>		<b>445 Total</b>

TABLE 16 (cont.)

**Relationships:**  
2 Acquaintance  
1 Aunt  
1 Brother  
5 Baby-sitter  
76 Father  
1 Foster-Parent  
1 Grandfather  
4 Grandmother  
11 Mother's Boyfriend  
326 Mother  
1 Other known  
8 Other Relative  
3 Step-Father  
1 Sister  
1 Uncle  
3 Unknown  
445 Total

TABLE 16 (cont.)

**Jurisdiction:**

1 ADAMS CO.  
 1 OTHELLO  
 4 CLARKSTON  
 3 BENTON CO.  
 1 PROSSER  
 1 BENTON CITY  
 11 PORT ANGELES  
 1 SEQUIM  
 2 CAMAS  
 5 VANCOUVER  
 1 WASHOUGAL  
 1 LINCOLN CO.  
 6 KELSO  
 4 LONGVIEW  
 2 WOODLAND  
 1 EPHRATA  
 1 QUINCY  
 5 ABERDEEN  
 3 ELMA  
 1 MONTESANO  
 1 OCEAN SHORES  
 54 KING CO.  
 6 AUBURN  
 4 BELLEVUE  
 1 ENUMCLAW  
 1 KIRKLAND  
 3 REDMOND  
 5 RENTON  
 1 ALGONA  
 1 DES MOINES  
 1 TUKWILA  
 91 SEATTLE

8 BREMERTON  
 2 ELLENSBURG  
 1 KLICKITAT CO.  
 4 LEWIS CO.  
 2 DAVENPORT  
 1 MASON CO.  
 1 SHELTON  
 2 OKANOGAN CO.  
 28 TACOMA  
 2 BONNEY LAKE  
 2 ANACORTES  
 6 MOUNT VERNON  
 3 SEDRO WOOLLEY  
 2 SKAMANIA CO.  
 6 SNOHOMISH CO.  
 1 EVERETT  
 4 LYNWOOD  
 3 MOUNTLAKE TERRACE  
 2 CHENEY  
 11 SPOKANE  
 1 THURSTON CO.  
 3 OLYMPIA  
 3 LACEY  
 11 WALLA WALLA  
 5 WHATCOM CO.  
 13 BELLINGHAM  
 1 FERNDALE  
 1 WHITMAN CO.  
 1 PULLMAN  
 5 YAKIMA CO.  
 5 GRANDVIEW  
 14 YAKIMA  
**378 Total**

## **FAILURE TO PROVIDE**

"...causes great bodily harm or creates an imminent and substantial risk of death or great bodily harm by withholding any of the basic necessities of life."

## FAILURE TO PROVIDE

- . Fifty-two percent of victims were male, 44% female.
- . Sixty-three percent of victims were White, 21% Black, six percent other minorities.
- . Fifty-seven percent (189 of 332) of victims were less than six years old. Only 7.5% were over the age of 12.
- . Nearly three-fourths (71%) of alleged offenders were female, 162 or 66% were mothers.
- . As with neglect, the cities of Bellingham, Walla Walla and Port Angeles appeared to have had a disproportionately high number of Failure to Provide reports during the study period. Aberdeen, which did not appear high in neglect complaints joined the other three cities in appearing to have a high rate of Failure to Provide reports.
- . Seattle accounted for nearly one-fourth of the cases reported.



TABLE 17

**CHILD ABUSE REPORTED TO LAW ENFORCEMENT AGENCIES**

January 1, 1988 to June 30, 1988

**Failure to provide a safe environment**

<b>Victims</b>		<b>Offenders</b>	
174 Males		70 Males	
146 Females		175 Females	
12 Unknown		2 Unknown	
<b>332 Total</b>		<b>247 Total</b>	
<b>Victim's Race:</b>		<b>Offender's Race:</b>	
70 Black		40 Black	
210 White		154 White	
13 Native American		9 Native American	
6 Asian		4 Asian	
33 Unknown		40 Unknown	
<b>332 Total</b>		<b>247 Total</b>	
<b>Victim's Age:</b>		<b>Offender's Age:</b>	
29 NB or BB		2 Age 15	5 Age 33
37 Age 1		2 Age 17	5 Age 34
43 Age 2		1 Age 18	15 Age 35
28 Age 3		6 Age 19	5 Age 36
31 Age 4		5 Age 20	3 Age 37
21 Age 5		9 Age 21	4 Age 38
20 Age 6		9 Age 22	2 Age 39
21 Age 7		10 Age 23	2 Age 40
17 Age 8		6 Age 24	2 Age 41
19 Age 9		7 Age 25	1 Age 42
10 Age 10		6 Age 26	3 Age 43
11 Age 11		5 Age 27	3 Age 45
5 Age 12		4 Age 28	1 Age 46
7 Age 13		7 Age 29	1 Age 49
9 Age 14		12 Age 30	1 Age 74
3 Age 15		5 Age 31	90 Unknown
3 Age 16		8 Age 32	<b>239 Total</b>
3 Age 17			
15 Unknown			
<b>332 Total</b>			

TABLE 17 (cont.)

<b>Relationships:</b>	<b>Jurisdiction:</b>
2 Acquaintance	1 ASOTIN CO.
7 Baby-sitter	1 KENNEWICK
49 Father	1 PROSSER
1 Father's Girlfriend	1 CHELAN CO.
4 Foster-Parent	7 PORT ANGELES
1 Grandfather	1 FORKS
1 Grandmother	1 CAMAS
10 Mother's Boyfriend	3 VANCOUVER
162 Mother	4 KELSO
1 Other known	5 LONGVIEW
2 Other Relative	9 ABERDEEN
4 Step-Father	2 ELMA
1 Step-Mother	1 JEFFERSON CO.
2 Unknown	2 PORT TOWNSEND
<b>247 Total</b>	21 KING CO.
	4 AUBURN
	2 BELLEVUE
	1 RENTON
	2 DES MOINES
	1 SNOQUALMIE
	50 SEATTLE
	1 BREMERTON
	1 ELLENSBURG
	1 CLE ELUM
	2 LEWIS CO.
	2 OKANOGAN CO.
	14 TACOMA
	1 BONNEY LAKE
	1 SKAGIT CO.
	1 ANACORTES
	4 MOUNT VERNON
	1 BURLINGTON
	1 SKAMANIA CO.
	3 SNOHOMISH CO.
	4 LYNWOOD
	4 MOUNTLAKE TERRACE
	1 SULTAN
	2 SPOKANE CO.
	4 SPOKANE
	1 OLYMPIA
	1 LACEY
	6 WALLA WALLA
	1 WHATCOM CO.
	9 BELLINGHAM
	5 YAKIMA CO.
	5 GRANDVIEW
	8 YAKIMA
	<b>204 Total</b>

APPENDIX A

"CHILD ABUSE - AGENCY REPORTING GUIDELINES"

SPECIAL DATA COLLECTION

JANUARY - JUNE 1988

MAIL TO:

Washington Association of Sheriffs & Police Chiefs  
Uniform Crime Reporting Section  
P.O. Box 826  
Olympia, WA 98507

By virtue of a grant from the Governor's Juvenile Justice Advisory Committee WUCR will collect from law enforcement agencies (on a voluntary basis) child abuse data from January - June 1988.

The following are some guidelines for reporting. Please call if you have any questions.

1. DEFINITION: CHILD - CHILD ABUSE RCW 26.44.020  
(1987), (6), (12).

(6) "Child" or "children" means any person under the age or eighteen.

(12) "Child abuse or neglect" shall mean the injury, sexual abuse, sexual exploitation, or negligent treatment or maltreatment of a child by any person under circumstances which indicate that the child's health, welfare, and safety is harmed thereby. An abused child is a child who has been subjected to child abuse or neglect as defined herein: Provided, that this subsection shall not be construed to authorize interference with child-raising practices, including reasonable parental discipline, which are not proved to be injurious to the child's health, welfare, and safety:

And provided further, that nothing in this section shall be used to prohibit the reasonable use of corporal punishment as a means of discipline. No parent or guardian shall be deemed abusive or neglectful solely by reason of the parent's of child's blindness, deafness, developmental disability, or other handicap.

#### GENERAL GUIDELINES

The Supplementary Child Abuse Report (SCAR) is an adaptation of the UCR Supplementary Homicide Report. There are some changes:

#### IMPORTANT:

Complete your monthly regular UCR forms in the usual manner. Part I, Child Abuse Offenses, (homicide, rape, assault, etc.) Clearances and Arrests and Part II, arrests should be classified, scored and tallied in the usual manner, then complete Supplementary Child Abuse Report (also monthly), with detail on all child abuse offense incidents. This is a supplementary report to identify and separate child abuse.

#### I. HOW TO COMPLETE THE FORM

##### A. BOTTOM OF FORM

Complete all spaces - month, year, agency ID, etc.

##### B. ZERO CHILD ABUSE TO REPORT FOR THE MONTH

CHECK ZERO BOX in the upper right-hand corner if child abuse incidents are zero. SEND REPORT. This is very important and will save inquiring whether you have zero or did not report.

##### C. MULTIPLE FORMS

Agencies who have more incidents of child abuse than one form will accommodate should use as many as needed. CHECK THE MULTIPLE FORM BOX (upper right hand corner) AND STATE NUMBER OF FORMS USED FOR THE MONTHLY REPORT AND STAPLE.

II. EXPLANATION OF COLUMNS (Columns will not be numbered on form. Numbered on sample for instruction only).

A. COLUMN 1 - INCIDENT #

Please number each incident sequentially 1, 2, 3, etc.

This column is to separate # of incidents from # of victims/offenders in one incident.

B. COLUMN 2 - AGENCY CASE #

This is the number your agency has assigned to the incident. It will be valuable for future tracking.

C. COLUMN 3 - SITUATION

Situation is coded in the exact same way as the homicide report. (See back of form.)

1. Single Victim/Single Offender
2. Single Victim/Unknown Offender or Offenders
3. Single Victim/Multiple Offenders
4. Multiple Victims/Single Offenders
5. Multiple Victims/Multiple Offenders
6. Multiple Victims/Unknown Offender or Offenders

D. COLUMNS 4 - VICTIM(S) \*\* (See back of form)

Age, Sex, Race & Ethnicity of Victim(s).

Age -01 to 17. Newborn up to one week old, use NB. If over one week, but less than one year old, use BB. Use two characters only in age column.

Sex -M for Male and F for Female. Use one character only.

Race -White -W, Black -B, American Indian or Alaskan Native -I, Asian or Pacific Islander -A, Unknown -U. Use only these as race designations.

Ethnicity -Hispanic Origin -H, Not of Hispanic Origin -N.

E. COLUMN 5 OFFENDER(S) \*\* (See back of form)

Age, Sex, Race & Ethnicity (if known).

Age Use two characters only in age

column.

Sex -M for Male and F for Female. Use one character only.

Race -White -W, Black -B, American Indian or Alaskan Native -I, Asian or Pacific Islander -A, Unknown -U. Use only these as race designations.

Ethnicity -Hispanic Origin -H, Not of Hispanic Origin -N.

F. COLUMN 6 - DATA CODE - DO NOT COMPLETE, FOR UCR USE

G. COLUMN 7 - UCR PRIMARY CLASSIFICATION OR DEPARTMENT TITLE OF INCIDENT.

If there are other offenses involved, please list primary offense (most serious) first.

Some examples of classifying multiple offense incidents:

1. Homicide/Rape
2. Homicide/Sex Offense
3. Rape/Aggravated Assault
4. Rape/Simple Assault
5. Sex Offense/Pornographic Photography

H. COLUMN 8 - RELATIONSHIP OF OFFENDER TO VICTIM (if known)

Example: Victim, 4 year, male, white, not hispanic.  
Offender 34 yrs, male white, not hispanic.  
Relationship of offender to victim - MOTHER'S BOYFRIEND.

I. COLUMN 9 - CIRCUMSTANCE CODE \*\*\* (Elements of child abuse), (see back of form).

When dealing with multiple offenses, decide which is the most serious and the most appropriate circumstances number 1, 2, 3, or 4.

\*\*\* CIRCUMSTANCES CODES (Choose one)

1. Serious physical injury by other than accidental means, which causes death, disfigurement, major skin burning, impairment of physical or emotional health or loss or impairment of any bodily functions. (Examples: broken bones, fractured skull, burst spleen, blindness from shaking,

immersion burns).

2. Simple Assault resulting in minor physical injury not requiring hospital treatment (excluding reasonable parental discipline which is not injurious to a child's health).
3. Sexual Offense(s) against a child such as rape, indecent liberties, sexual exploitation (allowing, permitting or encouraging a child to engage in prostitution or in obscene or pornographic photographing, filming or depicting of a child for commercial purposes) or any other sexually explicit conduct which may include intentional touching, (either directly or through the clothing), the genitals, anus or breasts of a child for other than hygiene or child care purposes.
4. Failure to provide a child with food, shelter, clothing, supervision or health care necessary to a child's health or safety.

J. COLUMN 10 - CIRCUMSTANCES \*\*\* (Narrative)

Briefly describe incident, weapon used (if any), extent of injury giving enough detail for UCR to code accurately. One or two words are not sufficient.

Example: Father beat child with belt causing internal bleeding. Child was hospitalized. Reason for beating: child would not eat.

# Law Enforcement Report of Child Abuse and Neglect

A "CHILD" is any person under the age of eighteen.

"CHILD ABUSE OR NEGLECT" shall mean the injury, sexual abuse, sexual exploitation or negligent treatment or maltreatment of a child by any person under circumstances which indicate that the child's health, welfare and safety is harmed.

Please check box if child abuse is zero for the month and send report.

If multiple forms are required, state number of sheets 2 and, please staple.

Incident #	Agency Case Number	Situation*	Victim**				Offender**				Data Code Do Not Write In These Spaces	UCR Primary Classification or Department Title of Incident	Relationship of Offender to Victim	Circumstance Code***	Circumstances*** (Briefly describe incident, weapon and extent of injury, if known.)
			Age	Sex	Race	Ethnicity	Age	Sex	Race	Ethnicity					
101-00001	A		04	F	W	N	22	M	W	N		Aggravated Assault (hands, fist, feet)	Neighbor Boy friend	1	Child was beaten & kicked causing internal injuries & a broken arm. Reason: Child refused to eat dinner.
101-00002	B		10	M	B	N						Homicide / Sex offense	Unknown	2	Child's body found in vacant lot. Strangled and sexually assaulted. Unknown Circumstance.
101-00003	D		04	F	W	N	27	F	W	N		Offense against family & children	Mother	4	Children left alone for 2 days with no food or heat
			07	F	W	N									
			08	M	W	N									

Cont'd - over

See reverse side for explanation

January 1988  
Month and Year

04102  
Agency Identifier

B. Leonardson Rec. Clerk  
Prepared By Title

Coalville, P.D.  
Agency

Chief Sheriff Marshal.  
Chief, Sheriff, Commissioner, Superintendent

DO NOT WRITE HERE	
Recorder	
Edited	
Punched	
Verified	
Adjusted	



Case Number	Situation *	Victim **				Offender **				Data Code  Do Not Write In These Spac.	UCR Primary Classification or Department Title of Incident	Relationship of Offender to Victim	Circumstance Code ***	Circumstances ***  (Briefly describe incident, weapon and extent of injury, if known)
		Age	Sex	Race	Ethnicity	Age	Sex	Race	Ethnicity					
1004	E	10	F	I	N	32	M	I	N		Simple Assault	Father	2	Teacher reported evidence of assault. Bruises etc. marks x. Father both beat children.
		12	M	I	N	33	F	I	N					
1005	C	14	F	B	N	37	M	W	H		Sex Offense	Employer	3	offenders using
						11	M	B	N			"	5	mistake for pornography photography business
1006	A	05	F	U	N	27	M	W	N		Homicide/Rape	Neighbor		Child lured into home. Offender then raped victim & drowned her in bathtub.

- \* Situations
- A - Single Victim/Single Offender
  - B - Single Victim/Unknown Offender or Offenders
  - C - Single Victim/Multiple Offenders
  - D - Multiple Victims/Single Offender
  - E - Multiple Victims/Multiple Offenders
  - F - Multiple Victims/Unknown Offender or Offenders

- \*\*\* Circumstances: Elements of Child Abuse
- 1 - Serious physical injury by other than accidental means, which causes death, disfigurement, major skin bruising, impairment of physical or emotional health or loss or impairment of any bodily functions. (Examples: broken bones, fractured skull, burst spleen, blindness from shaking, emersion burns.)
  - 2 - Simple assault resulting in minor physical injury not requiring hospital treatment (excluding reasonable parental discipline which is not injurious to a child's health.)
  - 3 - Sexual offense(s) against a child such as rape, indecent liberties, sexual exploitation (allowing, permitting or encouraging a child to engage in prostitution or in obscene or pornographic photographing, filming or depicting of a child for commercial purposes) or any other sexually explicit conduct which may include intentional touching, (either directly or through the clothing), the genitals, anus or breasts of a child for other than hygiene or child care purposes.
  - 4 - Failure to provide a child with food, shelter, clothing, supervision or health care necessary to a child's health or safety.

\*\* Victim(s)/Offender(s)  
Use only one victim/offender situation code per set of information. The utilization of a new code will signify the beginning of a new situation.)

- Age - 01 to 17. New born up to one week old use NB. If over one week, but less than one year old, use BB. Use two characters only in age column.
- Sex - M for Male and F for Female. Use one character only.
- Race - White - W, Black - B, American Indian or Alaskan native - I, Asian or Pacific Islander - A, Unknown - U. Use only these as race designations
- Ethnicity - Hispanic Origin - H, Not of Hispanic Origin - N

# Law Enforcement Report of Child Abuse and Neglect

A "CHILD" is any person under the age of eighteen.

"CHILD ABUSE OR NEGLECT" shall mean the injury, sexual abuse, sexual exploitation or negligent treatment or maltreatment of a child by any person under circumstances which indicate that the child's health, welfare and safety is harmed.

Please check box if child abuse is zero for the month and send report.

If multiple forms are required, state number of sheets \_\_\_\_\_ and, please staple.

1. Incident Agency Case Number	2. Situation	3. Victim **				4. Offender **				5. Data Code		6. UCR Primary Classification or Department Title of Incident	7. Relationship of Offender to Victim	8. Circumstance Code ***	9. Circumstances*** (Briefly describe incident, weapon and extent of injury, if known.)
		Age	Sex	Race	Ethnicity	Age	Sex	Race	Ethnicity	Do No Write In These Spaces					
7-10007	A	28	M	U	N	17	F	W	N			Homicide	Mother	1	Mother smothered baby with pillow when baby would not stop crying.

Cont'd - over

\*\*\* See reverse side for explanation

January 1988  
Month and Year

04102  
Agency Identifier

R. Recorderson Rec. Clerk  
Prepared By Title

Centerville P.D.  
Agency

Chief Sheriff Marshal  
Chief, Sheriff, Commissioner, Superintendent

DO NOT WRITE HERE	
Recorder	
Edited	
Punched	
Verified	
Adjusted	



APPENDIX B

LAW ENFORCEMENT AGENCIES PROVIDING CHILD ABUSE REPORT DATA:

COUNTY	PER CENT OF POPULATION COVERED BY REPORTING AGENCIES	AGENCIES REPORTING
Adams	100	Adams County Sheriffs Dept. Othello Police Dept. Ritzville Police Dept.
Asotin	94.1	Asotin County Sheriffs Dept. Clarkston Police Dept.
Benton	96.4	Benton County Sheriffs Dept. Benton City Police Dept. Kennewick Police Dept. Prosser Police Dept. Richland Police Dept.
Chelan	55.9	Chelan County Sheriffs Dept.
Clallam	100	Clallam County Sheriffs Dept. Forks Police Dept. Pt. Angeles Police Dept. Sequim Police Dept.
Clark	27.1	Battleground Police Dept. Camas Police Dept. Vancouver Police Dept. Washougal Police Dept.
Columbia	100	Columbia County Sheriffs Dept. Dayton Police Dept.
Cowlitz	58.1	Castle Rock Police Dept. Kalama Police Dept. Kelso Police Dept. Longview Police Dept. Woodland Police Dept.
Douglas	96.1	Douglas County Sheriffs Dept. East Wenatchee Police Dept.
Ferry	100	Ferry County Sheriffs Dept. Republic Police Dept.
Franklin	47.1	Franklin County Sheriffs Dept. Connell Police Dept.

Garfield	100	Garfield County Sheriffs Dept. Pomeroy Police Dept.
Grant	71.6	Grant County Sheriffs Dept. Ephrata Police Dept. Grand Coulee Police Dept. Quincy Police Dept.
Grays Harbor	99.2	Grays Harbor County Sheriffs Dept. Aberdeen Police Dept. Cosmopolis Police Dept. Elma Police Dept. Hoquiam Police Dept. McCleary Police Dept. Montesano Police Dept. Ocean Shores Police Dept. Westport Police Dept.
Island	26.8	Oak Harbor Police Dept.
Jefferson	100	Jefferson County Sheriffs Dept. Port Townsend Police Dept.
King	97	King County Sheriffs Dept. Algona Police Dept. Auburn Police Dept. Bellevue Police Dept. Black Diamond Police Dept. Bothell Police Dept. Carnation Police Dept. Clyde Hill Police Dept. Des Moines Police Dept. Enumclaw Police Dept. Issaquah Police Dept. Kirkland Police Dept. Medina Police Dept. Mercer Island Police Dept. Pacific Police Dept. Port of Seattle Police Dept. Redmond Police Dept. Renton Police Dept. Seattle Police Dept. Snoqualmie Police Dept. Tukwila Police Dept.
Kitsap	21.6	Bremerton Police Dept. Poulsbo Police Dept.
Kittitas	96.2	Kittitas County Sheriffs Dept. Central Wash. Univ. Police Dept. Cle Elum Police Dept. Ellensburg Police Dept.

Klickitat	100	Klickitat County Sheriffs Dept. Bingen Police Dept. Goldendale Police Dept. White Salmon Police Dept.
Lewis	70.5	Lewis County Sheriffs Dept. Chehalis Police Dept.
Lincoln	58.8	Lincoln County Sheriffs Dept. Davenport Police Dept.
Mason	100	Mason County Sheriffs Dept. Shelton Police Dept.
Okanogan	60.2	Okanogan County Sheriffs Dept. Coulee Dam Police Dept.
Pacific	62	Pacific County Sheriffs Dept.
Pend Orielle	70.9	Pend Orielle County Sheriffs Dept.
Pierce	38.8	Bonney Lake Police Dept. Fife Police Dept. Fircrest Police Dept. Milton Police Dept. Puyallup Police Dept. Ruston Police Dept. Steilacoom Police Dept. Sumner Police Dept. Tacoma Police Dept.
San Juan	100	San Juan County Sheriffs Dept.
Skagit	98.1	Skagit County Sheriffs Dept. Anacortes Police Dept. Burlington Police Dept. Mount Vernon Police Dept. Sedro Woolley Police Dept.
Skamania	100	Skamania County Sheriffs Dept. North Bonneville Police Dept.
Snohomish	93.9	Snohomish County Sheriffs Dept. Edmonds Police Dept. Everett Police Dept. Lynnwood Police Dept. Marysville Police Dept. Monroe Police Dept. Mountlake Terrace Police Dept. Snohomish Police Dept. Stanwood Police Dept.

		Sultan Police Dept.
Spokane	98.5	Spokane County Sheriffs Dept. Cheney Police Dept. Spokane Police Dept.
Stevens	22.7	Chewelah Police Dept. Colville Police Dept.
Thurston	97.5	Thurston County Sheriffs Dept. Lacey Police Dept. Olympia Police Dept. Tumwater Police Dept.
Wahkiakum	100	Wahkiakum County Sheriffs Dept.
Walla Walla	97.3	Walla Walla County Sheriffs Dept. College Place Police Dept. Walla Walla Police Dept.
Whatcom	95.9	Whatcom County Sheriffs Dept. Bellingham Police Dept. Ferndale Police Dept. Lynden Police Dept.
Whitman	79.2	Whitman County Sheriffs Dept. Pullman Police Dept. Washington State Univ. Police Dept.
Yakima	87.3	Yakima County Sheriffs Dept. Grandview Police Dept. Selah Police Dept. Union Gap Police Dept. Yakima Police Dept. Zillah Police Dept.

## APPENDIX C

Risk rates should be viewed as indicators, at best. In those counties with less than complete reporting, there is no way of knowing if the non-participating agencies would have shown abuse rates greater, smaller, or about the same as those reported for the agencies which did submit data.



## APPENDIX C

	POPULATION 0-17 COVERED BY REPORTING AGENCIES	ABUSE TYPE			TOTAL	RISK RATE
		PHYSICAL	SEXUAL	NEGLECT		
Cowlitz	13,085	27	62	45	134	10.2
Clark	16,705	63	89	15	167	10.0
Walla Walla	11,384	26	43	29	98	8.6
Clallam	13,689	32	47	36	115	8.4
Whatcom	29,021	79	107	43	229	7.9
Grays Harbor	12,279	25	26	45	96	7.8
Mason	9,010	17	45	6	68	7.5
Jefferson	4,046	3	21	6	30	7.4
King	304,278	906	801	526	2,233	7.3
Okanogan	5,323	9	19	9	37	7.0
Pierce	55,902	133	168	87	388	6.9
Yakima	47,034	88	139	91	318	6.8
Skamania	2,267	4	4	6	14	6.2
Asotin	4,356	6	11	9	26	6.0
Kitsap	9,904	23	13	21	57	5.8
Thurston	39,347	31	166	14	211	5.4
Lincoln	1,411		5	2	7	5.0
Lewis	11,121	8	39	8	55	4.9
Skagit	17,330	16	33	28	77	4.4
Klickitat	4,740	1	18	1	20	4.2
Snohomish	100,602	71	307	39	417	4.1
Wahkiakum	1,008		4		4	4.0
Stevens	2,178	3	5		8	3.7
Kittitas	5,634	6	9	5	20	3.5
Grant	11,238	9	27	3	39	3.5
Chelan	6,526	6	13	3	22	3.4
Pend Orielle	1,890	2	4		6	3.2
Spokane	93,668	57	196	42	295	3.1
Ferry	1,925	1	5		6	3.1
Adams	4,577	6	5	2	13	2.8
San Juan	1,772	2	2	1	5	2.8
Island	3,685	8	1		9	2.4
Benton	30,138	22	37	13	72	2.4
Whitman	6,925	7	4	3	14	2.0
Pacific	2,509		5		5	2.0
Garfield	600	1			1	1.7
Columbia	962		1		1	1.0
Douglas	6,291	2	2		4	0.6
Franklin	5,537	1	2		3	0.5
	899,898	1,701	2,485	1,138	5,324	5.9