



FISCAL YEAR 1987 - 1988 STATISTICAL SUMMARY

CR-sent
9-7-89

117254



Los Angeles County
SHERIFF'S DEPARTMENT
SHERMAN BLOCK, Sheriff

117254

LOS ANGELES COUNTY SHERIFF'S DEPARTMENT

FISCAL YEAR 1987-1988

STATISTICAL SUMMARY

NCJRS

MAY 15 1989

ACQUISITIONS

Prepared By

Records and Statistics Bureau
Technical Services Department

117254

U.S. Department of Justice
National Institute of Justice

This document has been reproduced exactly as received from the person or organization originating it. Points of view or opinions stated in this document are those of the authors and do not necessarily represent the official position or policies of the National Institute of Justice.

Permission to reproduce this copyrighted material has been granted by

Los Angeles County Sheriff's
Department

to the National Criminal Justice Reference Service (NCJRS).

Further reproduction outside of the NCJRS system requires permission of the copyright owner.

INTRODUCTION

The 1987-88 Fiscal Year Statistical Summary is issued by the Los Angeles County Sheriff's Department as a means of evaluating the effectiveness of current procedures and as a reference for future development of the department.

The following is a clarification of the terms utilized in the summary:

Crime Rates

Crime rates in this summary are based on a population of 10,000 rather than 100,000 as in the State of California and Federal Bureau of Investigation reports. This makes the rates more significant in view of the population distribution in the various Station and Contract City areas. The crime rate is calculated as follows:

$$\frac{\text{Number of Crimes in Area "Y"}}{\text{Population in Area "Y"}} \times 10,000 = \text{Crime Rate}$$

Population

Population figures were obtained from the Los Angeles County Department of Regional Planning February 1988, publication.

Area

The area computations are based on figures provided by the Los Angeles County Department of Public Works for January 1, 1988.

Comparisons

Factors contributing to crime are numerous and vary from place to place. Readers are cautioned against drawing conclusions from direct comparisons of crime figures between individual communities of similar populations and size. In Los Angeles County, a jurisdiction in excess of seven million population, several factors affect the rate of crime. The factors include:

- Crime reporting practices of citizens
- Multiple levels of economic status
- Population, both resident and transient
- Composition of the population in regard to age and sex
- Population density and community characteristics: commercial, educational, recreational, religious and economic
- Public attitude toward crime and law enforcement
- Number of police employees per unit of population
- Policies of the prosecuting officials and courts

In evaluating percentage changes, consideration must be given to the dates during which the changes took place as well as to the actual number of crimes upon which the percentage is based.

Part I Offenses

The Part I Offenses are used by law enforcement agencies in the United States to reveal the extent and trend of criminal activity. Any significant change from the anticipated pattern of the figures alerts law enforcement administrators to possible problem areas. The Part I Offenses are Criminal Homicide, Forcible Rape, Robbery, Aggravated Assault, Burglary, Larceny Theft, Grand Theft Auto, and Arson. The Sheriff's Department tabulates Part I Offenses by Uniform Crime Report standards and maintains statistical files with regard to violations, locations of occurrences, arrests by age and sex of the offenders, and by disposition of cases. Only the most serious classification is tabulated from reports with multiple classifications. If a suspect is charged with Burglary and Vandalism, only the Burglary (the more serious crime) is included in the statistics. However, if several persons together commit one crime, each person is counted in "Adults Arrested"; only one crime is counted in "Case Handled." Thus, statistics maintained by each of the stations or bureaus may differ from those recorded in this summary. Similarly, a single case handled may have multiple assignments with the result that cases assigned will total more than cases handled.

Percentage Comparisons

Whenever the availability of data permits, percentage changes are indicated. These percentages reflect increases or decreases in the total number of cases. It must be noted that these changes do not adequately reflect changes in manpower expended. It is in fact possible for a decrease in cases to represent an increase in man-hours expended due to a greater number of hours required for each case.

TABLE OF CONTENTS

INTRODUCTION

CHAPTER I - DEPARTMENT SUMMARY

PAGE

Organization Chart	facing	1
Map of Los Angeles County Sheriff's Department Station Boundaries		1
Salary Ordinance Positions for 1987-88		2
Budgeted Positions for Sworn Personnel		5
Synopsis - Demographic and Geographic Data		6
Arrest Summary		7
Department Criminal Activity Summary		8
Graphic Data - Cases and Arrests		9
Arrests - Part I Offenses and Ten-Year Comparison		12
Department Cases Handled and Arrests Statistics		10
Adults Arrested by Charge, Sex and Age		16
Juveniles Arrested by Charge, Sex and Age		20
Adult Arrest Disposition		13
Juvenile Arrest Disposition		14
Field Operations Services Summary		15
Case Assignments		
Adult Detectives		10
Juvenile Detectives		10
Part I Offenses Cleared		11
Stolen and Recovered Property		11
Traffic Accident and Enforcement Summary		11
Domestic Violence		22

CHAPTER II - EXECUTIVE OFFICE OF THE SHERIFF

Administrative Staff		23
Personnel Assignments		24
Industrial Relations Bureau		25
Contract Law Enforcement Bureau		26
Traffic Services Detail		27
Reserve Forces Bureau		29
Search and Rescue Operations		30
Department Budget, Fiscal Services		31
Sheriff's Information Bureau		32

CHAPTER III - FIELD OPERATIONS REGION I

Organization Chart	facing	33
Budgeted Personnel		33
Division Criminal Activity Summary		34

CHAPTER III - FIELD OPERATIONS REGION I (Continued)

Graphic Data	
Crime Rate - Part I Offenses	35
Most Frequent Cases Handled, Most Frequent Arrests, Cases Handled by Location	35
Cases Handled and Case Assignments	36
Adult and Juvenile Arrests	36
Part I Offenses Cleared 37	
Stolen and Recovered Property	37
Traffic Accident and Enforcement Summary	37
Stations	
Antelope Valley	39
Crescenta Valley/Altadena	57
East Los Angeles	67
Santa Clarita Valley	77
Temple	97
Walnut	111
Contract Cities	
Bradbury	101, 104, 108, 110
City of Commerce	71, 72, 75, 76
Duarte	103, 105, 109, 110
La Canada Flintridge	61, 62, 65, 66
Lancaster	44, 47, 48, 55, 56
Palmdale	43, 45, 46, 55, 56
Rosemead	102, 104, 108, 110
San Dimas	116, 118, 119, 125, 126
Santa Clarita	81, 89, 90
South El Monte	103, 105, 109, 110
Temple City	102, 104, 108, 110
Walnut	115, 117, 125, 126

CHAPTER IV - FIELD OPERATIONS REGION II

Organization Chart	facing	127
Budgeted Personnel		127
Division Criminal Activity Summary		128
Graphic Data		
Crime Rate - Part I Offenses		129
Most Frequent Cases Handled, Most Frequent Arrests, Cases Handled by Location		129
Cases Handled and Case Assignment		130
Adult and Juvenile Arrests		130
Part I Offenses Cleared		131
Traffic Accident and Enforcement Summary		131
Stations		
Carson-Dominguez		133
Firestone		145
Lennox		153
Lomita		163
Malibu		177
Marina Del Rey		193
West Hollywood		199

CHAPTER IV - FIELD OPERATIONS REGION II (Continued)

Contract Cities

Agoura Hills	182, 183, 190, 191
Carson	137, 138, 139, 142, 143
Hidden Hills	182, 184, 190, 191
Lawndale	157, 158, 161, 162
Lomita	167, 170, 174, 175
Rancho Palos Verdes	168, 171, 172, 174, 175
Rolling Hills	169, 173, 174, 175
Rolling Hills Estates	168, 170, 174, 175
West Hollywood	203, 204, 206, 207
Westlake Village	181, 183, 190, 191

Juvenile Operations Bureau	208
--------------------------------------	-----

CHAPTER V - FIELD OPERATIONS REGION III

Organization Chart	facing	213
Budgeted Personnel		213

Division Criminal Activity Summary		214
--	--	-----

Graphic Data

Crime Rate - Part I Offenses		215
Most Frequent Cases Handled, Most Frequent Arrests, Cases Handled by Location		215
Cases Handled and Case Assignments		216
Adult and Juvenile Arrests		216
Part I Offenses Cleared		217
Traffic Accident and Enforcement Summary		217

Stations

Avalon	217
City of Industry	227
Lakewood	241
Lynwood	257
Norwalk	267
Pico Rivera	281

Contract Cites

Artesia	247, 251, 254, 256
Avalon.	223, 224, 225, 226
Bellflower.	246, 251, 254, 256
Cerritos.	245, 249, 254, 256
City of Industry	231, 233, 238, 239
Hawaiian Gardens	247, 252, 255, 256
La Habra Heights	232, 234, 238, 239
Lakewood	246, 250, 255, 256
La Mirada	272, 275, 276, 278, 279
La Puente	232, 234, 238, 239
Lynwood	261, 262, 264, 265
Norwalk	272, 274, 278, 279
Paramount	248, 252, 255, 256
Pico Rivera	285, 286, 288, 289
Santa Fe Springs	271, 273, 278, 279

CHAPTER V - FIELD OPERATIONS REGION III (Continued)

Aero Bureau	290
Special Enforcement Bureau	291
Emergency Services Detail	292
Canine Detail	293
Mounted Enforcement Detail	294
Reserve Motor Cycle Detail	294

CHAPTER VI - ADMINISTRATIVE DIVISION

Organization Chart	facing	295
Personnel Assignment		295
Bureaus		
Health and Welfare Section		298
Internal Investigations - Civil Service Unit		299
Personnel Services		300
Advanced Training Bureau		301

CHAPTER VII - TECHNICAL SERVICES DIVISION

Organization Chart	facing	311
Personnel Assignments		311
Bureaus		
Records and Statistics		313
Scientific Services		317
Data Systems Bureau		321

CHAPTER VIII - CUSTODY DIVISION

Organization Chart	facing	325
Personnel Assignments		325
Daily Average Number of Inmates in Custody		331
Miscellaneous Statistics		332
Cash and Bond Transactions		337

CHAPTER IX - DETECTIVE DIVISION

Organization Chart	facing	339
Personnel Assignments		339
Case Assignments		
Division Total		341
Bureaus	341, 342,	343
Workload Statistics		
Commercial Crimes Bureau		
Arson/Explosives Detail		344
Arson Detail		345
Forgery/Fraud Detail		346
Vehicle Theft Detail		347

CHAPTER IX - DETECTIVE DIVISION (Continued)

Central Investigations Bureau	
Fugitive/Warrant Detail	348
Robbery Detail	349
Pawns and Receivers Detail	350
Metropolitan Detail	351
Homicide Bureau	352
Narcotics Bureau	354
Vice Bureau	357
License Unit	358
Juvenile Investigations Bureau	359

CHAPTER X - COURT SERVICES DIVISION

Organization Chart	facing	363
Personnel Assignments		363
Miscellaneous Statistics		364, 365
Transportation Bureau		366

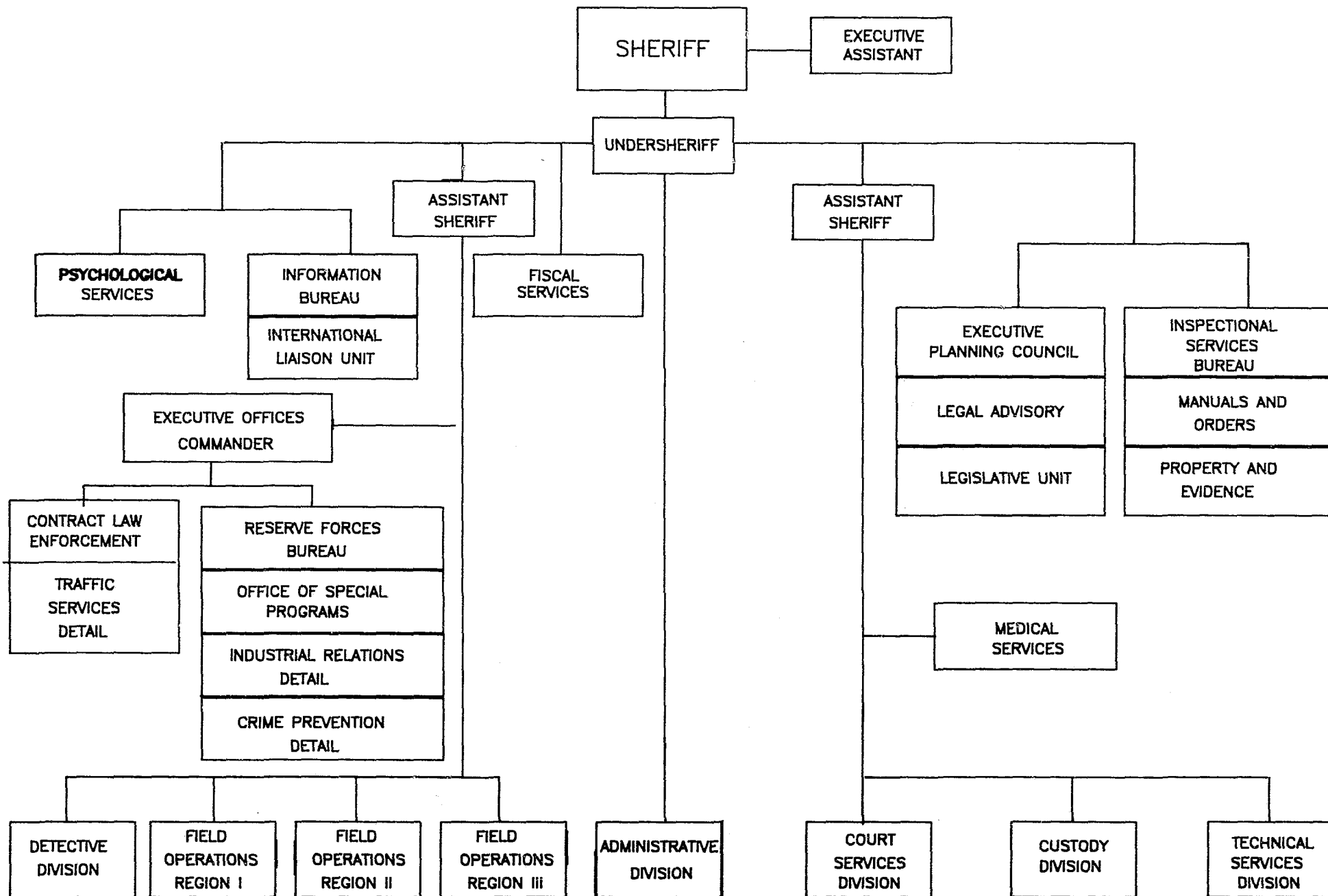
INDEX		368
-----------------	--	-----

Chapter I

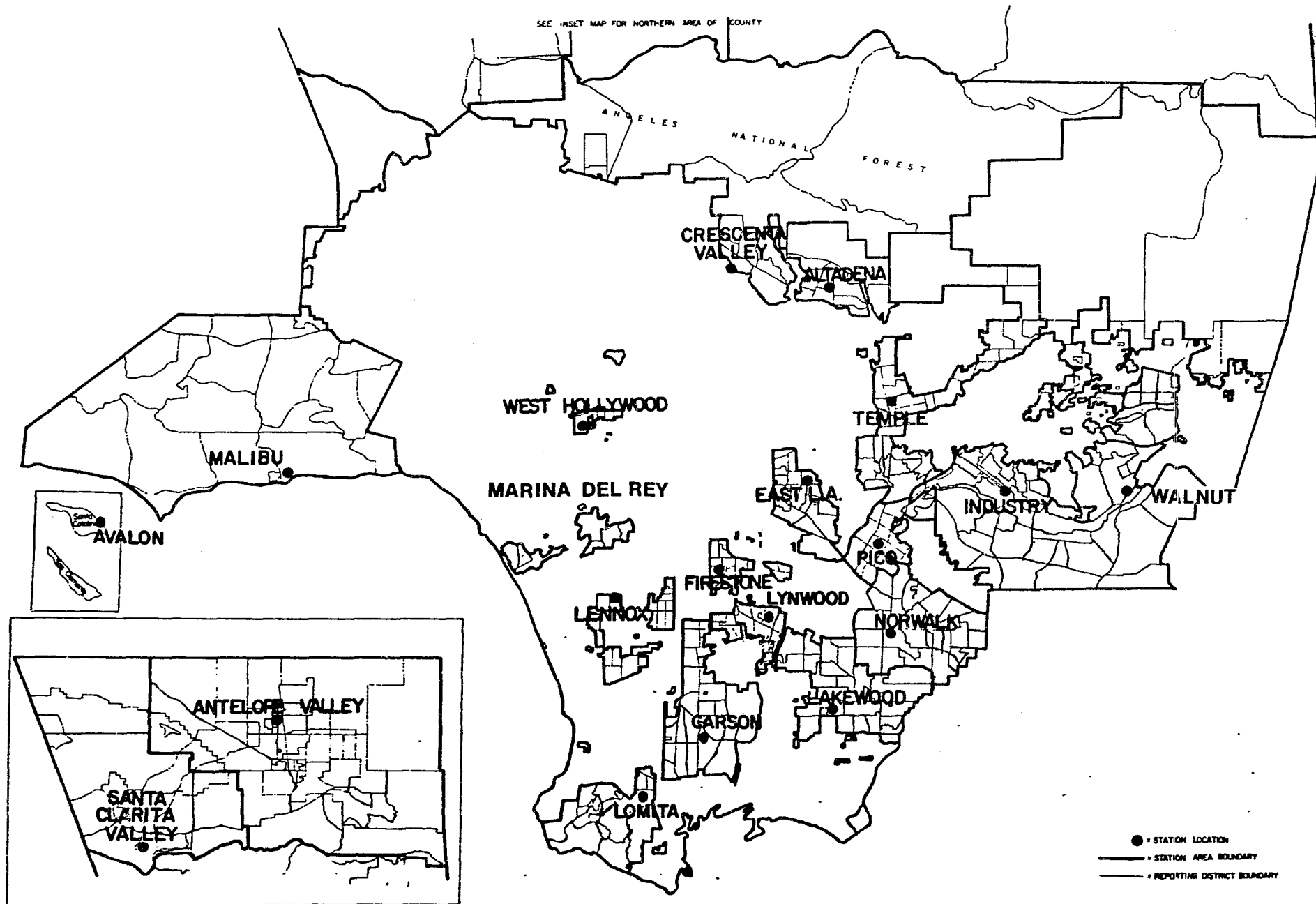
DEPARTMENT

SYNOPSIS

LOS ANGELES COUNTY DEPARTMENT OF THE SHERIFF



JULY 1, 1980



LOS ANGELES COUNTY SHERIFF'S DEPARTMENT
 STATION BOUNDARIES

DEPARTMENT

SALARY ORDINANCE POSITIONS FOR 1987-88

NUMBER	TITLE	NUMBER	TITLE
6	Accountant II	4	Crime Laboratory Assistant Director, Sheriff
4	Accountant III	1	Crime Laboratory Director, Sheriff
3	Account Clerk I	5	Criminal Laboratory Technician
12	Account Clerk II	32	Crossing Guard
2	Accounting Officer I	9	Custodian
2	Accounting Officer II	1	Custodian Working Supervisor
3	Accounting Officer III	204	Custody Assistant
4	Accounting Technician I	11	Custody Records Clerk I, Sheriff
6	Accounting Technician II	100	Custody Records Clerk II, Sheriff
2	Administrative Assistant I	1	Dairy Supervisor
8	Administrative Assistant II	1	Data Control Clerk
2	Administrative Assistant II, Grant Funded	1	Data Conversion Equipment Operator I
5	Administrative Assistant III	16	Data Conversion Equipment Operator II
4	Assistant Automotive Equipment Coordinator	3	Data Conversion Supervisor I
1	Assistant Chief, Food Services, Sheriff	1	Data Conversion Supervisor II
1	Assistant Farm Manager	8	Data Systems Analyst II
1	Assistant Head, Psychological Services Sheriff	1	Data Systems Coordinator
1	Assistant Hospital Administrator III	1	Data Systems Supervisor I
1	Assistant Manager, EDP Maintenance and Operations, Sheriff	1	Data Systems Supervisor II
3	Assistant Nursing Director, Sheriff	2	Dental Assistant
29	Assistant Payroll Clerk I	1	Dental Assistant, 1/2 Time
14	Assistant Payroll Clerk II	1	Dentist, 1/2 Time
2	Assistant Sheriff (Unclassified)	2	Dentist, 2/3 Time
1	Associate Hospital Administrator I	1	Departmental Employee Relations Representative
1	Boatyard Supervisor	1	Departmental Facilities Planner I
1	Butcher	2	Departmental Personnel Assistant
1	Camp Clerk	3	Departmental Personnel Technician
57	Captain	6166	Deputy Sheriff, Generalist
39	Cashier	230	Deputy Sheriff Trainee
8	Cashier-Clerk	1	Dietetics Advisor
2	Chief Clerk	1	Dietitian
4	Chief Cook	1	Director of Nursing, Sheriff
1	Chief, Food Services, Sheriff	1	Director, Fiscal Services, Sheriff
1	Chief, Helicopter Maintenance	8	Division Chief
1	Chief Photographer	3	EDP Programmer Analyst I
1	Chief Physician III, M.D.	8	EDP Programmer Analyst II
2	Clerk	4	EDP Programming Supervisor
3	Clinical Laboratory Equipment Technician	13	Evidence and Property Custodian
2	Clinical Psychologist II	3	Evidence and Property Custodian, Supervisor
12	Combination Truck Driver	1	Executive Assistant, Sheriff (Unclassified)
21	Commander	1	Executive Secretary (Unclassified)
1	Communications Engineer, Sheriff	1	Facilities Planning Assistant
6	Computer Equipment Operator	1	Farm Manager I
4	Computer Systems Operator	17	Farm Supervisor I
3	Consulting Specialist, M.D.	3	Farm Supervisor II
1	Cook	3	Field Deputy (Unclassified)
1	Coordinator, Special Programs Sheriff	1	Fingerprint Classifier I
1	Crime Analysis Program Coordinator	19	Fingerprint Classifier II
30	Crime Analyst, Sheriff	5	Fingerprint Classifier Specialist

D E P A R T M E N T

SALARY ORDINANCE POSITIONS FOR 1987-88

NUMBER	TITLE	NUMBER	TITLE
3	Fingerprint Classifier Supervisor	288	Lieutenant
1	Fiscal Officer II	3	Linen Room Supervisor I
7	Food Production Manager II	3	Linen Room Supervisor II
1	Food Production Manager III	2	Management Secretary V
1	General Maintenance Worker	1	Manager, EDP Supervisor Maintenance and Operations, Sheriff
3	Graphic Artist	1	Marina Maintenance Worker
1	Graphic Arts Coordinator, Sheriff	36	Matron, As Needed
1	Head Baker	1	Medical Records Director I
2	Head Clerk	1	Medical Records Supervisor I
11	Head Cook	3	Medical Records Technician I
1	Head Departmental Employee Relations Representative	7	Medical Records Technician II
1	Head Departmental Personnel Technician	1	Medical Stenographer
1	Head, Evidence and Property Section	7	Medical Technologist I
1	Head Fingerprint Identifier, Sheriff	1	Medical Technologist II
3	Head Food Service Worker	1	Medical Technology Supervisor II
1	Head Plant Nursery Worker	1	Medical Transcriber-Typist
1	Head, Psychological Services, Sheriff	12	Medium Truck Driver
1	Head Sewing Worker	50	Member Search and Rescue Team Without Compensation
1	Head Statistical Analyst, Sheriff	3	Microfilm Technician
5	Heavy Truck Driver	1	Nurse Practitioner
9	Helicopter Mechanic	22	Nursing Assistant, Sheriff
1	Hospital Administrator I	12	Nursing Attendant II
8	Inmate Crew Leader	1	Nursing Care Specialist I
2	Inmate Crew Supervisor	1	Nurse Education Director I
1	Institutional Gardening Manager	3	Nursing Instructor
4	Institutional Laborer	46	Parking Control Officer
1	Institutional Services Supervisor	4	Payroll Clerk II
11	Intermediate Cashier	49	Personal Property Worker
88	Intermediate Clerk	1	Personnel Officer, Sheriff
8	Intermediate Food Service Worker	3	Pharmacist
13	Intermediate Sales Clerk	1	Pharmacist, As Needed
113	Intermediate Stenographer	1	Pharmacy Helper
3	Intermediate Stenographer, Grant Funded	1	Pharmacy Services Chief I
9	Intermediate Supervising Clerk	6	Pharmacy Technician
4	Intermediate Supervising Typist-Clerk	1	Phlebotomy Technician I
279	Intermediate Typist-Clerk	1	Photographer, Sheriff
29	Intermediate Typist-Clerk, As Needed	15	Photographer II
1	Interpreter	10	Physician, M.D., As Needed
2	Inventory Control Assistant I	11	Physician Specialist, M.D.
1	Inventory Control Assistant II	3	Physician Specialist, M.D., 1/2 Time
8	Jail Elevator Operator	1	Physician Specialist, M.D. 3/4 Time
75	Keeper Non-Competitive	1	Power Equipment Mechanic Working Supervisor
2	Laboratory Attendant	1	Power Equipment Operator Working Supervisor
1	Laundry Supervisor I	1	Principal Departmental Personnel Assistant
1	Laundry Supervisor II	1	Procurement Aid
1	Laundry Supervisor III		
1	Laundry Supervisor, Sheriff		
145	Law Enforcement Intern		
1	Law Enforcement Planning Coordinator		

DEPARTMENT

SALARY ORDINANCE POSITIONS FOR 1987-88

NUMBER	TITLE	NUMBER	TITLE
2	Procurement Assistant I	222	Sheriff Station Clerk II
1	Procurement Assistant II	100	Sheriff Station Dispatcher
2	Programmed Typewriter Operator	11	Staff Assistant I
1	Public Information Assistant	3	Staff Assistant II
7	Radiology Technologist	155	Staff Nurse, Sheriff
1	Records Management Analyst	2	Staff Nurse, As Needed
4	Rehabilitation Counselor I	3	Statistical Analyst
9	Rehabilitation Counselor I, Grant Funded	1	Statistical Analyst, Grant Funded
1	Rehabilitation Counselor II, Grant Funded	11	Statistical Clerk
6	Rehabilitation Counselor Aid	7	Stenographer
3	Research Analyst III, Behavioral Sciences	59	Student Worker
54	Sales Clerk	2	Supervising Administrative Assistant II
1	Secretary III	2	Supervising Administrative Assistant III
71	Secretary V	6	Supervising Clerk
6	Senior Baker	9	Supervising Criminalist, Sheriff
2	Senior Butcher	6	Supervising Custody Records Clerk, Sheriff
2	Senior Cashier	1	Supervising Payroll Clerk I
60	Senior Clerk	1	Supervising Payroll Clerk IV
85	Senior Cook	3	Supervising Personal Property Worker
35	Senior Criminalist	1	Supervising Photographer
1	Senior Data Conversion Equipment Operator	1	Supervising Power Equipment Operator
1	Senior Dentist, 2/3 Time	1	Supervising Radiology Technologist I
5	Senior Departmental Personnel Assistant	1	Supervising Radiology Technologist II
2	Senior Departmental Personnel Technician	7	Supervising Sheriff's Dispatcher
1	Senior General Maintenance Worker	19	Supervising Sheriff Station Clerk
1	Senior Grounds Maintenance Worker	29	Supervising Staff Nurse I, Sheriff
2	Senior Helicopter Mechanic	6	Supervising Staff Nurse II, Sheriff
16	Senior Laundry Worker	2	Supervising Statistical Analyst
1	Senior Law Clerk	6	Supervising Stenographer I
1	Senior Management Secretary V	1	Supervising Stenographer II
2	Senior Medical Stenographer	9	Supervising Typist-Clerk
1	Senior Microfilm Technician	1	Supervising Word Processor
3	Senior Sales Clerk	1	Supervisor Computer Operations
3	Senior Secretary II	1	Supply Officer II
2	Senior Secretary IV	2	Systems Aide
10	Senior Secretary V	5	Transcriber Typist
3	Senior Sewing Worker	8	Typist-Clerk
37	Senior Staff Nurse, Sheriff	1	Undersheriff (Unclassified)
4	Senior Statistical Clerk	1	Vocational Rehabilitation Supervisor
1	Senior Stenographer	10	Vocational Workshop Instructor
3	Senior Systems Aide	500	Volunteer Worker Without Compensation
33	Senior Typist-Clerk	1	Warehouse Manager
12	Senior Washing Equipment Operator	9	Warehouse Worker Aide
943	Sergeant	11	Warehouse Worker I
1	Sergeant-At-Arms	9	Warehouse Worker II
166	Services Assistant	1	Warehouse Worker III
1	Service Unit Materials Manager I	11	Word Processor I
1	Sheriff (Unclassified)	11	Word Processor II
1	Sheriff's Dispatcher I		
85	Sheriff's Dispatcher II		
1	Sheriff Station Clerk I		

BUDGETED POSITIONS FOR THE DEPARTMENT

	TOTAL AUTHORIZED	EXECUTIVE OFFICE OF THE SHERIFF	ADMINISTRATIVE DIVISION	COURT SERVICES DIVISION	CUSTODY DIVISION	DETECTIVE DIVISION	FIELD OPERATIONS REGION I	FIELD OPERATIONS REGION II	FIELD OPERATIONS REGION III	TECHNICAL SERVICES DIVISION
SHERIFF (UNCLASSIFIED)	1	1								
UNDERSHERIFF (UNCLASSIFIED)	1	1								
ASSISTANT SHERIFF	2	2								
DIVISION CHIEF	8		1	1	1	1	1	1	1	1
EXECUTIVE ASSISTANT (UNCLASSIFIED)	1	1								
AREA COMMANDER	21	1	1	1	4	3	3	3	3	2
CAPTAIN	54	5	5	3	9	7	7	8	7	3
LIEUTENANT	267	12	13	8	60	29	46	44	42	13
SERGEANT-AT-ARMS	1		1							
SERGEANT	861.3	26	36	30	125.3	134	169	155	164	22
DEPUTY SHERIFF, GENERALIST	5661.3	74	110	601	1905.3	315	879	811	904	62
DEPUTY SHERIFF TRAINEE	105		105							
TOTAL SWORN	6983.6	123	272	644	2104.6	489	1105	1022	1121	103
TOTAL NON-SWORN	2298.2	34	187	50	1126.7	80	116.5	141	128	435
TOTAL DEPARTMENT	9281.8	157	459	694	3231.3	569	1221.5	1163	1249	538

SYNOPSIS - DEMOGRAPHIC AND GEOGRAPHIC DATA

STATION	AREA POPULATION 1987-88		TOTAL SQUARE MILES IN STATION AREA	POPULATION DENSITY PER SQ. MILE	PART I CRIME RATE PER 10,000 POPULATION	STATION COMPLEMENT	
	INCORP.	UNINCORP.				SWORN	NON-SWORN
TOTAL	1,096,238	1,055,801	3,170.22	678.84	490.27	2,991	334.5
FIELD OPERATIONS REGION I	293,173	550,790	2,619.01	326.76	416.27	1,066	107.5
ANTELOPE VALLEY	89,803	61,116	1,283.58	117.58	541.55	173	16
CRESCENTA VALLEY/ALTADENA	20,439	64,259	272.69	310.60	331.41	148	17
EAST LOS ANGELES	11,434	111,966	14.44	8,545.71	561.67	186	24.5
SANTA CLARITA	-	123,730	725.67	170.50	307.61	117	9
TEMPLE	120,410	50,873	62.31	2,748.88	398.58	213	19
WALNUT	51,087	138,846	260.32	803.61	346.86	229	22
FIELD OPERATIONS REGION II	250,053	267,950	260.58	1,975.90	565.85	949	126
CARSON	87,733	41,946	28.32	4,579.06	621.46	205	18
FIRESTONE	-	68,983	4.17	1,6542.69	580.29	134	15
LENNOX	26,182	82,390	8.11	13,387.42	604.85	187	20
LOMITA	72,711	3,961	22.75	3,370.20	300.50	105	11
MALIBU	24,797	44,532	186.26	372.22	321.80	118	12
MARINA DEL REY	-	25,256	7.80	3,237.95	755.46	72	12
WEST HOLLYWOOD	38,630	882	3.17	12,464.35	1,072.84	128	38
FIELD OPEATIONS REGION III	553,012	237,061	290.63	2,410.30	502.86	976	101
AVALON	2,399	285	131.23	20.45	849.48	10	1
INDUSTRY	39,420	122,863	65.00	2,496.66	517.49	207	19
LAKEWOOD	255,266	1,973	32.99	7,797.48	530.48	253	28
LYNWOOD	55,061	31,443	7.61	11,367.15	666.33	171	20
NORWALK	144,104	54,900	40.76	4,882.34	420.29	231	23
PICO RIVERA	56,762	25,597	13.04	6,315.87	404.33	104	10

ARREST SUMMARY

	ADULT						TOTAL ADULT ARRESTS	JUVENILE						TOTAL* JUVENILE ARRESTS	GRAND TOTAL
	FELONY			MISDEMEANOR				FELONY			MISDEMEANOR				
	MALE	FEMALE	TOTAL	MALE	FEMALE	TOTAL		MALE	FEMALE	TOTAL	MALE	FEMALE	TOTAL		
DEPARTMENT TOTAL**	37,823	6,086	43,909	45,824	7,829	53,653	97,562	7,211	644	7,855	4,341	771	5,112	14,901	112,463
FIELD OPERATIONS REGION I	11,540	1,893	13,433	13,158	2,277	15,435	28,868	2,256	166	2,422	1,479	325	1,804	4,864	33,732
ANTELOPE VALLEY	2,091	539	2,630	2,471	515	2,986	5,616	443	50	493	288	108	396	1,041	6,657
CRESCENTA VALLEY/ ALTADENA	1,041	154	1,195	1,321	191	1,512	2,707	242	20	262	135	17	152	453	3,160
EAST LOS ANGELES	3,316	488	3,804	2,631	568	3,199	7,003	543	23	566	258	43	301	1,023	8,026
SANTA CLARITA	983	156	1,139	1,448	167	1,615	2,754	208	23	231	205	69	274	603	3,357
TEMPLE	2,433	291	2,724	3,310	582	3,892	6,616	456	24	480	280	42	322	902	7,518
WALNUT	1,676	265	1,941	1,977	254	2,231	4,172	364	26	390	313	46	359	842	5,014
FIELD OPERATIONS REGION II	11,749	2,178	13,927	15,866	2,906	18,772	32,699	2,011	165	2,176	1,176	156	1,332	4,129	36,828
CARSON	2,817	467	3,284	3,145	470	3,615	6,899	480	38	518	319	41	360	961	7,860
FIRESTONE	2,571	307	2,878	1,613	211	1,824	4,702	445	34	479	230	24	254	970	5,672
LENNOX	3,487	504	3,991	2,457	393	2,850	6,841	702	52	754	326	38	364	1,316	8,157
LOMITA	673	140	813	1,164	195	1,359	2,172	116	15	131	104	12	116	276	2,448
MALIBU	641	107	748	4,383	860	5,243	5,991	109	14	123	106	25	131	274	6,265
MARINA DEL REY	84	469	553	57	452	509	1,062	82	4	86	22	5	27	124	1,186
WEST HOLLYWOOD	1,476	184	1,660	3,047	325	3,372	5,032	77	8	85	69	11	80	208	5,240
FIELD OPERATIONS REGION III	12,829	2,155	14,984	15,419	2,770	18,189	33,173	2,933	309	3,242	1,684	289	1,973	5,888	39,061
AVALON	33	3	41	110	11	121	162	6	-	6	7	1	8	15	177
INDUSTRY	2,184	314	2,498	2,635	494	3,129	5,627	476	46	522	261	38	299	950	6,577
LAKEWOOD	3,235	802	4,037	4,159	1,021	5,180	9,217	864	125	989	495	120	615	1,782	10,999
LYNWOOD	3,694	364	4,058	2,609	391	3,000	7,058	763	52	815	250	21	271	1,246	8,304
NORWALK	2,506	499	3,005	3,722	620	4,342	7,347	612	71	683	536	85	621	1,425	8,772
PICO RIVERA	1,172	173	1,345	2,184	233	2,417	3,762	212	15	227	135	24	159	470	4,232

* Total exceeds sum of felony and misdemeanor arrests by the number of non-criminal arrests.

** Department total exceeds the sum of station totals by the number of arrests made by headquarters units and arrests outside of Sheriff's jurisdictions.

DEPARTMENT TOTAL

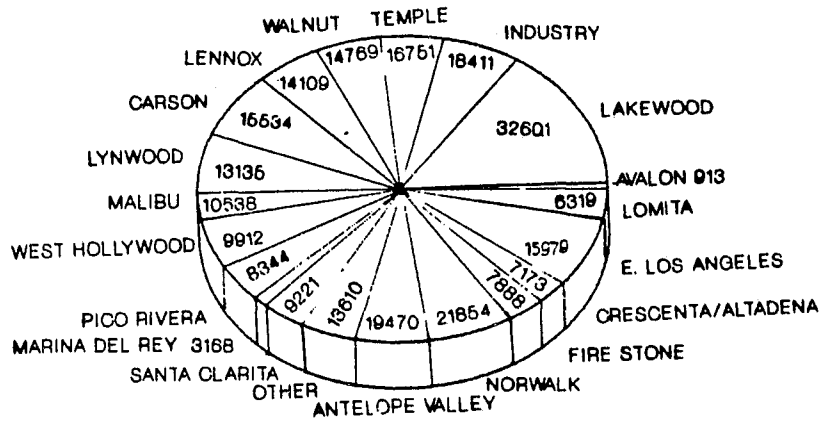
SYNOPSIS

	FISCAL YEAR	FISCAL YEAR	PERCENT CHANGE	CRIME RATE PER 10,000 POP.	
	1987-88	1986-87		1987-88	1986-87
<u>TOTAL CASES HANDLED</u>	259,799	265,273	- 2		
PART I OFFENSES	105,509	107,871	- 2	490.27	503.87
Criminal Homicide	265	296	- 10	1.23	1.38
Forcible Rape	860	844	+ 2	4.00	3.94
Robbery	6,394	6,688	- 4	29.71	31.24
Aggravated Assault	16,249	13,816	+ 18	75.51	64.54
Burglary	25,384	27,970	- 9	117.95	130.65
Larceny Theft	38,127	39,884	- 4	177.17	186.30
Grand Theft Auto	17,192	17,242	-	79.89	80.54
Arson	1,038	1,131	- 8	4.82	5.28
PART II OFFENSES	112,177	116,555	- 4	521.26	554.44
Non-Criminal Cases	42,113	40,847	+ 3		
<u>TOTAL ARRESTS</u>	112,463	107,322	+ 5		
Adult Arrests	97,562	91,884	+ 6		
Juvenile Arrests	14,901	15,438	- 3		
<u>TOTAL CASE ASSIGNMENTS</u>	141,047	155,695	- 9		
Adult Detectives	140,704	154,429	- 9		
Juvenile Detectives	343	1,266	- 73		
<u>STOLEN AND RECOVERED PROPERTY</u>					
Amount Stolen	162,303,986	166,457,976	- 3		
Amount Recovered	41,534,144	42,966,083	- 3		
Percent Recovered	25.6	25.8			
<u>TRAFFIC ACCIDENTS</u>	20,161	17,961	+ 12		

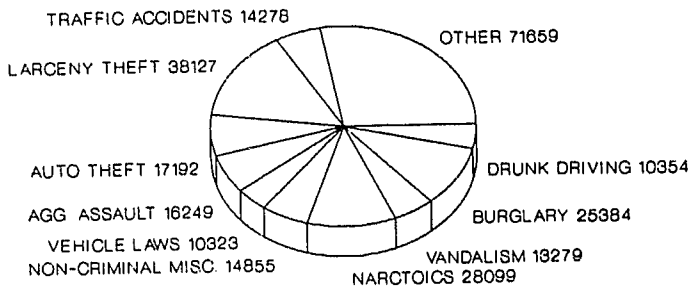
	AREA IN SQUARE MILES	POPULATION	CRIME RATE PER 10,000 POP.		PERCENT CHANGE
		1987-88	PART I OFFENSES		
			1987-88	1986-87	
Total Area	3,170.22	2,152,039	490.27	503.87	- 3
Unincorporated Area	2,834.37	1,055,801	410.76	429.50	- 4
Contract Cities	335.85	1,096,238	554.67	565.27	- 2

TOTAL DEPARTMENT

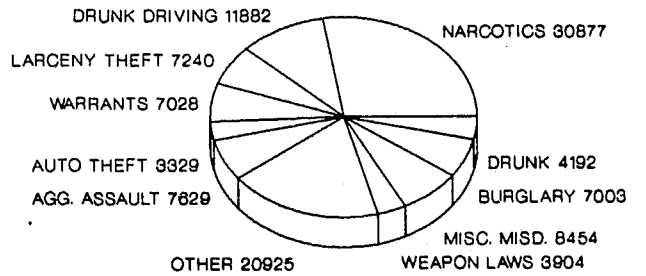
CASES HANDLED BY LOCATION



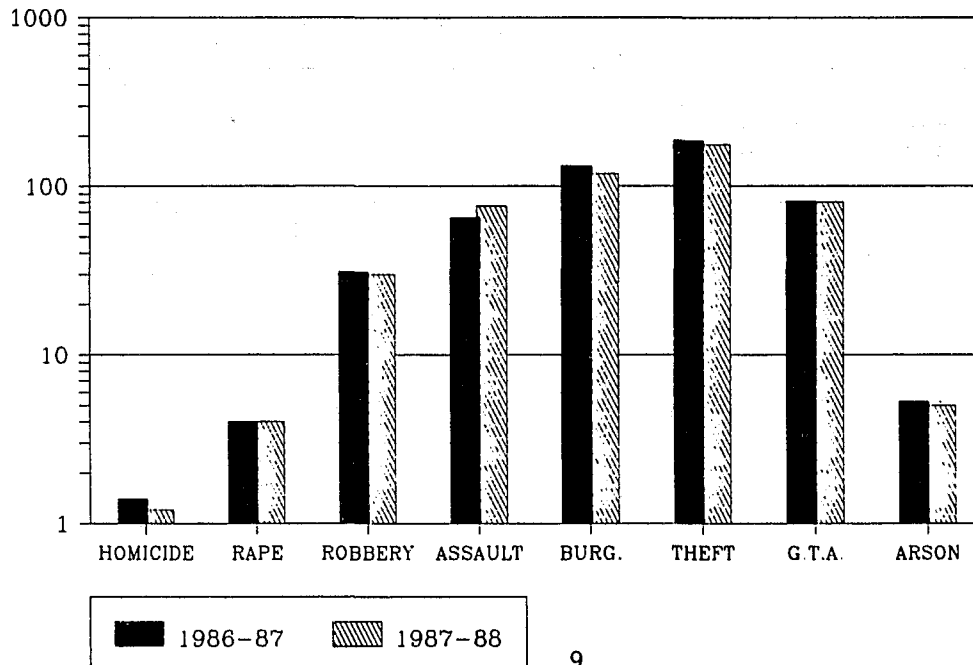
MOST FREQUENT CASES HANDLED



MOST FREQUENT ARRESTS



CRIME RATE RATE PER 10,000 POPULATION



TOTAL DEPARTMENT

CASES AND ARRESTS*

CASE ASSIGNMENTS*

	CASES HANDLED	ADULTS ARRESTED	JUVENILES ARRESTED	ADULT	JUVENILE
--	------------------	--------------------	-----------------------	-------	----------

FISCAL YEAR 1987-88	259,799	97,562	14,901	140,704	343
FISCAL YEAR 1986-87	265,273	91,884	15,438	154,429	1,266
FISCAL YEAR 1985-86	256,613	96,915	17,721	152,421	1,218

% CHANGE LAST TWO YEARS	- 2	+ 6	- 3	- 9	- 73
-------------------------	-----	-----	-----	-----	------

PART I CRIME OFFENSES

Criminal Homicide	265	196	34	98	-
Forcible Rape	860	359	46	752	-
Robbery	6,394	2,128	684	5,320	1
Aggravated Assault	16,249	6,799	830	12,428	1
Burglary	25,384	4,877	2,126	23,205	2
Larceny Theft	38,127	5,652	1,588	31,073	6
Grand Theft Auto	17,192	2,257	1,072	15,743	2
Arson	1,038	93	61	110	-
Subtotal	105,509	22,361	6,441	88,729	12

ALL OTHER OFFENSES

Forgery	1,520	328	19	335	-
Fraud and NSF Checks	8,782	393	45	7,495	-
Sex Offenses Felony	1,695	791	120	806	-
Sex Offenses Misdemeanors	2,311	788	16	1,238	-
Assaults, Non-Aggravated	8,404	2,086	450	2,947	-
Weapon Laws	4,408	3,296	608	2,068	6
Offenses Against Family	143	86	-	122	1
Narcotics	28,099	28,621	2,256	2,269	17
Liquor Laws	6,118	415	382	316	1
Drunk-Alcohol/Drugs	3,553	4,001	191	220	-
Disorderly Conduct	3,642	767	219	2,499	-
Vagrancy	37	151	27	15	-
Gambling	175	235	30	17	1
Drunk Driving-Vehicle/Boat	10,354	11,741	141	488	9
Vehicle/Boating Laws	10,323	2,756	304	1,827	68
Vandalism	13,279	540	521	10,970	5
Warrants	811	7,005	23	48	-
Receiving Stolen Property	930	2,248	563	748	-
Federal Offenses W/O Money	68	77	9	59	-
Federal Offenses With Money	296	-	-	218	-
Felonies, Miscellaneous	2,641	895	124	1,881	1
Misdemeanors, Miscellaneous	4,588	7,981	473	1,065	1
Subtotal	112,177	75,201	6,521	37,651	110

NON-CRIMINAL

Persons Missing	7,051	-	205	4,999	35
Juvenile, Non-Criminal	233	-	1,661	140	-
Commitments	12	-	-	6	1
Miscellaneous, Non-Criminal	14,855	-	73	7,810	1
Suicide and Attempt	1,366	-	-	732	1
Mentally Ill	1,053	-	-	132	-
Accidents, Traffic/Vehicle/Boat	14,278	-	-	322	183
Accidents, Miscellaneous	1,890	-	-	138	-
Persons Dead	1,375	-	-	45	-
Subtotal	42,113	-	1,939	14,324	221

* Including miscellaneous locations

** Station Case Assignments only

DEPARTMENT TOTAL

PART I OFFENSES CLEARED

	DEPARTMENT TOTAL	MISC. LOCATIONS	REGION I	REGION II	REGION III
TOTAL PART I OFFENSES	105,509	1,336	35,132	29,311	39,730
Number Unfounded	78	1	18	22	37
Number Cleared	19,929	329	6,648	5,468	7,484
Percent Cleared	18.9	24.6	18.9	18.7	18.9
CRIMINAL HOMICIDE	265	1	73	96	95
Number Unfounded	17	-	4	5	8
Number Cleared	153	1	33	58	61
Percent Cleared	61.7	100.0	47.8	63.7	70.1
FORCIBLE RAPE	860	-	297	251	312
Number Unfounded	-	-	-	-	-
Number Cleared	469	-	166	135	168
Percent Cleared	54.5	-	55.9	53.8	53.8
ROBBERY	6,394	312	1,366	2,214	2,502
Number Unfounded	5	1	-	2	2
Number Cleared	2,631	76	665	936	954
Percent Cleared	41.2	24.4	48.7	42.3	38.2
AGGRAVATED ASSAULT	16,249	701	5,109	4,677	5,762
Number Unfounded	2	-	-	1	1
Number Cleared	6,908	205	2,376	1,890	2,437
Percent Cleared	42.5	29.2	46.5	40.4	42.3
BURGLARY	25,384	18	9,196	6,985	9,185
Number Unfounded	13	-	5	4	4
Number Cleared	3,566	-	1,178	939	1,439
Percent Cleared	14.1	55.6	12.8	13.5	15.7
LARCENY THEFT	38,127	279	13,074	10,167	14,612
Number Unfounded	31	-	4	10	17
Number Cleared	4,709	35	1,615	1,143	1,916
Percent Cleared	12.4	12.5	12.4	11.3	13.1
GRAND THEFT AUTO	17,192	-	5,700	4,562	6,930
Number Unfounded	10	-	5	-	5
Number Cleared	1,363	-	567	323	473
Percent Cleared	12.4	-	10.0	7.1	6.8
ARSON	1,038	25	317	364	332
Number Unfounded	-	-	-	-	-
Number Cleared	130	2	48	44	36
Percent Cleared	12.5	8.0	15.1	12.1	10.8

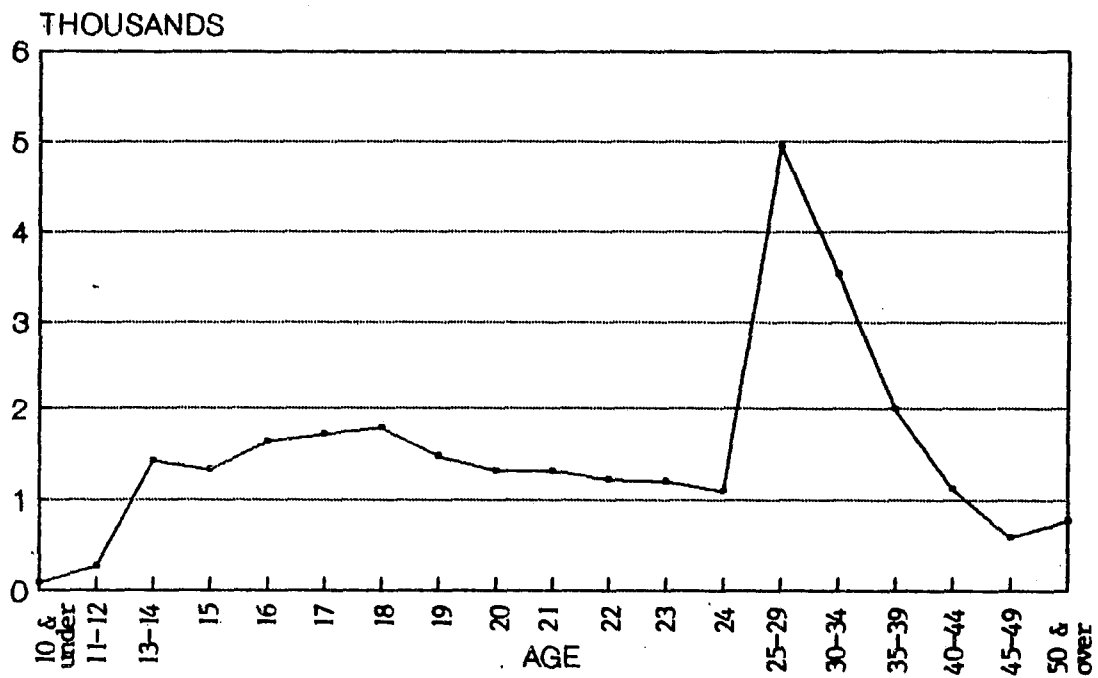
STOLEN AND RECOVERED PROPERTY

	AMOUNT STOLEN	AMOUNT RECOVERED	PERCENT
TOTAL	\$162,303,986	\$ 41,534,144	25.6
Homicide	29,574	7,020	23.7
Rape	57,517	24,029	41.8
Robbery	7,933,918	2,081,265	26.2
Burglary	31,588,031	1,618,914	5.1
Larceny Theft	31,545,046	2,406,580	7.6
Auto Theft	91,149,901	35,396,336	38.8

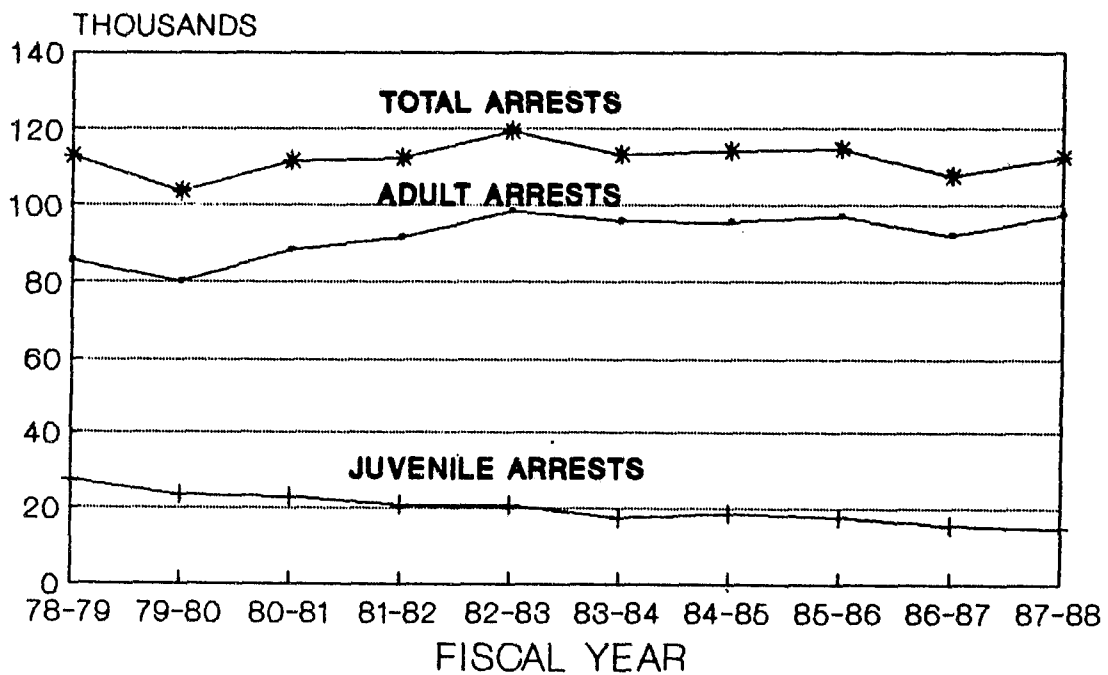
TRAFFIC ACCIDENT AND ENFORCEMENT SUMMARY

	TRAFFIC ACCIDENTS	
	1987-88	1986-87
TOTAL	20,161	17,961
Fatality	76	64
Injury	8,226	7,281
Non-Injury	11,859	10,616

PERSONS ARRESTED FOR PART I OFFENSES



ADULT AND JUVENILE ARRESTS



ADULT ARREST DISPOSITIONS

OFFENSES	TOTAL DISPOSITIONS	FELONY ARRESTS					MISDEMEANOR ARRESTS		
		FELONIES FILED	D.A. DENIED FELONY; FILING REDUCED TO MISDEMEANOR	REDUCED TO MISDEMEANOR BY DEPARTMENT	COMPLAINT NOT SOUGHT BY DEPARTMENT	D.A. DENIED COMPLAINT	MISDEMEANORS FILED	COMPLAINT NOT SOUGHT BY DEPARTMENT	D.A. DENIED COMPLAINT
TOTALS	101,571	27,426	8,338	3,688	3,440	4,581	48,807	4,013	1,278
<u>PART I OFFENSES</u>									
Criminal Homicide	200	188	3	7	1	1	-	-	-
Forcible Rape	380	201	17	34	50	78	-	-	-
Robbery	2,318	1,280	284	184	332	238	-	-	-
Aggravated Assault	8,403	3,887	1,905	724	873	1,014	-	-	-
Burglary	5,068	1,966	1,531	717	513	341	-	-	-
Larceny Theft	5,926	652	562	265	205	159	3,986	22	75
Grand Theft Auto	2,359	836	459	201	568	295	-	-	-
Arson	90	63	3	10	7	7	-	-	-
<u>ALL OTHER OFFENSES</u>									
Forgery	517	283	101	73	38	22	-	-	-
Fraud and NSF Checks	201	49	41	13	3	5	82	2	6
Sex Felonies	831	648	47	64	27	45	-	-	-
Sex Misdemeanors	855	-	-	-	-	-	824	9	22
Non-Aggravated Assault	667	-	-	-	-	-	602	10	55
Weapon Laws	3,473	449	564	314	37	163	1,839	20	87
Offenses Against Family	87	2	1	2	-	1	76	2	3
Narcotics	29,674	13,978	1,918	609	106	1,799	10,796	43	425
Liquor Laws	422	-	-	-	-	-	397	1	24
Drunk-Alcohol/Drugs	4,387	-	-	-	-	-	849	3,470	68
Disorderly Conduct	779	-	-	-	-	-	632	38	109
Vagrancy	192	-	-	-	-	-	168	2	22
Gambling	217	51	64	-	1	3	90	-	8
Drunk Driving	12,393	67	66	39	1	2	11,969	125	124
Vehicle Laws	2,889	57	94	34	7	7	2,641	27	22
Vandalism	536	18	17	15	6	5	399	34	42
Warrants	7,114	1,368	3	8	100	3	5,601	24	7
Receiving Stolen Property	2,349	780	498	306	477	288	-	-	-
Federal Offenses	81	74	1	-	5	1	-	-	-
Felonies, Miscellaneous	944	529	159	69	83	104	-	-	-
Miscellaneous Misdemeanors	8,219	-	-	-	-	-	7,856	184	179

JUVENILES ARRESTED BY CHARGE, SEX AND DISPOSITIONS

	ARRESTED			DISPOSITIONS							
	TOTAL	MALE	FEMALE	HANDLED WITHIN DEPT.	DIVERSION	PROBATION	N/DETAINED PETITION FILED	DETAINED PETITION FILED	EXONERATED AND RELEASED	INSUFF. EVIDENCE RELEASED	RELEASED TO ANOTHER LAW ENF. AGENCY
TOTAL	15,365	12,772	2,593	2,339	1,315	170	6,156	4,610	107	265	403
PART I OFFENSES											
Criminal Homicide	36	34	2	-	-	-	2	30	1	1	2
Forcible Rape	42	42	-	2	1	1	17	20	-	1	-
Robbery	698	662	36	62	11	3	217	341	6	30	28
Aggravated Assault	879	796	83	95	23	5	290	425	10	12	19
Burglary	2,185	1,945	240	375	194	8	1,023	489	13	54	29
Larceny Theft	1,628	1,248	380	311	377	3	688	203	9	25	12
Grand Theft Auto	1,122	1,026	96	140	58	10	458	343	25	39	49
Arson	46	44	2	8	4	-	20	9	1	-	4
ALL OTHER OFFENSES											
Forgery	50	38	12	6	11	-	24	7	2	-	-
Fraud and NSF Checks	18	17	1	1	1	-	13	3	-	-	-
Sex Felonies	129	126	3	10	15	-	42	57	-	1	4
Sex Misdemeanor	15	9	6	2	1	-	2	4	-	4	2
Non-Aggravated Assault	451	372	79	102	27	-	215	91	2	6	8
Weapon Laws	629	593	36	106	50	1	307	135	9	1	20
Offenses Against Family	1	-	1	-	-	-	1	-	-	-	-
Narcotics	2,403	2,150	253	198	206	2	1,295	645	6	17	34
Liquor Laws	395	338	57	110	71	1	171	30	4	-	8
Drunk - Alcohol/Drugs	212	190	22	68	19	1	99	21	-	2	2
Disorderly Conduct	242	216	26	75	20	3	111	28	2	1	2
Vagrancy	22	20	2	7	2	-	7	2	-	-	4
Gambling	32	31	1	6	-	-	25	1	-	-	-
Drunk Driving	143	122	21	9	16	-	102	13	-	-	3
Vehicle Laws	321	301	20	56	53	4	120	36	2	1	49
Vandalism	507	492	15	115	40	1	282	43	1	5	20
Warrants	24	21	3	-	4	1	1	16	-	-	2
Receiving Stolen Property	591	569	22	100	33	5	224	148	14	50	17
Federal Offenses	9	7	2	-	-	-	1	6	-	-	2
Felonies, Misc.	126	118	8	21	8	-	51	36	-	4	6
Misdemeanors, Misc.	502	448	54	92	42	2	150	202	-	10	4
Missing Persons	189	78	111	147	3	26	3	8	-	-	2
Juvenile, Non-Criminal	1,718	719	999	115	25	93	195	1,218	-	1	71

FIELD OPERATIONS SERVICES SUMMARY - 1987-88

	CALLS			DETAILS			FIELD ARRESTS		
	1987-88	1986-87	% CHANGE	1987-88	1986-87	% CHANGE	1987-88	1986-87	% CHANGE
DEPARTMENT TOTAL	671,882	667,375	+ 1	495,852	462,680	+ 7	88,294	91,095	- 3
FIELD OPERATIONS REGION I	242,174	207,379	+17	179,736	129,948	+38	30,451	29,560	+ 3
Antelope Valley	52,750	46,332	+14	57,891	40,005	+45	6,275	5,746	+ 9
East Los Angeles	45,353	47,846	- 5	18,582	17,383	+ 7	7,167	7,215	- 1
San Dimas	-	20,110	-	-	8,198	-	-	2,031	-
Santa Clarita Valley	22,944	20,402	+12	7,911	7,031	+13	2,771	3,228	-14
Temple	50,872	49,724	+ 2	49,357	41,471	+19	6,561	6,958	- 6
Walnut	45,158	-	-	26,888	-	-	4,636	-	-
Crescenta Valley/Altadena	25,097	22,965	+ 9	19,107	15,860	+20	3,041	4,382	-31
FIELD OPERATIONS REGION II	169,800	169,336	-	186,342	183,753	+ 1	26,181	28,106	- 7
Carson	41,753	42,015	- 1	42,385	41,087	+ 3	6,129	6,216	- 1
Firestone	19,158	19,313	- 1	9,493	7,660	+24	4,358	4,985	-13
Lennox	38,732	39,010	- 1	23,222	23,775	- 2	5,833	5,701	+ 2
Lomita	19,014	19,320	- 2	39,899	38,476	+ 4	2,350	2,423	- 3
Malibu	17,684	16,140	+10	30,744	30,014	+ 2	1,882	1,884	-
Marina Del Rey	11,246	10,622	+ 6	13,877	13,693	+ 1	1,121	1,082	+ 4
West Hollywood	22,213	22,916	- 3	26,722	29,048	- 8	4,508	5,815	-22
FIELD OPERATIONS REGION III	259,908	290,660	-11	129,774	148,979	-13	31,662	33,429	- 5
Avalon	1,608	1,696	- 5	5,567	5,395	+ 3	145	169	-14
Industry	49,060	72,955	-33	31,262	44,405	-30	5,361	7,460	-28
Lakewood	92,353	93,134	- 1	14,102	12,340	+14	9,473	9,134	+ 4
Lynwood	29,997	33,746	-11	15,434	24,754	-38	5,592	5,980	- 6
Norwalk	61,932	61,639	-	46,167	45,608	+ 1	7,441	7,173	+ 4
Pico Rivera	24,958	27,490	- 9	17,242	16,477	+ 5	3,650	3,513	+ 4

NOTE: EFFECTIVE JULY 1987, SAN DIMAS AREA AND PART OF INDUSTRY STATION ANNEXED TO WALNUT STATION.

Source: Regional Allocation of Police Service Monthly Reports

A D U L T S A R R E S T E D

BY CHARGE, SEX AND AGE

	SEX	TOTAL	18	19	20	21	22	23
TOTAL		97,562	5,432	5,385	5,198	5,706	5,546	5,575
Male		83,647	4,809	4,765	4,542	5,044	4,800	4,809
Female		13,915	623	620	656	662	746	766
PART I OFFENSES								
Criminal Homicide	M	177	16	16	12	12	13	10
	F	19	-	1	2	1	1	1
Forcible Rape	M	355	26	26	20	27	24	22
	F	4	-	-	-	2	-	-
Robbery	M	1,957	212	172	129	160	151	138
	F	171	10	11	12	9	7	7
Aggravated Assault	M	6,075	315	267	276	297	274	306
	F	724	31	28	37	28	38	31
Burglary	M	4,061	433	317	267	256	233	210
	F	816	62	45	32	54	40	43
Larceny Theft	M	3,799	312	257	223	218	200	221
	F	1,853	112	97	98	70	103	73
Grand Theft Auto	M	2,057	232	210	189	170	126	125
	F	200	21	23	16	10	7	15
Arson	M	85	4	3	3	4	2	3
	F	8	-	-	-	-	1	1
ALL OTHER OFFENSES								
Forgery	M	231	13	16	13	7	16	9
	F	97	-	5	2	2	6	5
Fraud and NSF Checks	M	266	17	11	9	17	15	11
	F	127	7	8	3	4	9	9
Sex Felonies	M	759	26	31	20	23	18	33
	F	32	1	-	-	3	1	-
Sex Misdemeanors	M	453	10	13	17	26	19	29
	F	335	1	6	17	15	15	19
Non-Aggravated Assaults	M	1,736	83	94	79	71	93	100
	F	350	10	20	18	20	12	15
Weapon Laws	M	3,131	297	257	215	193	223	169
	F	165	7	13	8	4	10	17

A D U L T S A R R E S T E D

BY CHARGE, SEX AND AGE

	SEX	24	25-29	30-34	35-39	40-44	45-49	50 & OVER
TOTAL		5,378	23,752	15,962	9,128	4,831	2,595	3,074
Male		4,573	20,102	13,472	7,737	4,108	2,222	2,664
Female		805	3,650	2,490	1,391	723	373	410

PART I OFFENSES

Criminal Homicide	M	11	29	26	11	4	8	9
	F	-	7	3	1	-	-	2
Forcible Rape	M	22	70	44	27	22	6	19
	F	-	1	1	-	-	-	-
Robbery	M	103	430	256	122	42	22	20
	F	6	52	29	19	2	5	2
Aggravated Assault	M	284	1,322	1,075	679	429	225	326
	F	38	189	144	73	43	21	23
Burglary	M	212	924	626	313	142	66	62
	F	40	222	131	68	42	16	21
Larceny Theft	M	173	811	554	373	199	112	146
	F	75	384	321	198	136	69	117
Grand Theft Auto	M	111	436	268	95	52	26	17
	F	13	39	38	7	7	3	1
Arson	M	6	21	15	10	4	1	9
	F	-	3	1	-	-	1	1

ALL OTHER OFFENSES

Forgery	M	13	50	43	23	13	7	8
	F	2	20	24	14	8	3	6
Fraud and NSF Checks	M	9	67	51	30	14	8	7
	F	7	31	18	18	8	1	4
Sex Felonies	M	22	133	144	80	88	39	102
	F	-	10	6	2	2	3	4
Sex Misdemeanors	M	23	107	69	42	37	27	34
	F	17	121	56	41	10	13	4
Non-Aggravated Assaults	M	69	431	272	175	100	77	92
	F	17	82	57	35	27	17	20
Weapon Laws	M	156	645	419	256	152	62	87
	F	14	46	20	12	3	7	4

A D U L T S A R R E S T E D

BY CHARGE, SEX AND AGE (Continued)

	SEX	TOTAL	18	19	20	21	22	23
ALL OTHER OFFENSES (CONTINUED)								
Offenses Against Family	M	61	-	-	-	1	3	1
	F	25	-	-	-	1	2	-
Narcotics	M	23,568	1,173	1,219	1,213	1,375	1,361	1,363
	F	5,053	212	209	233	260	275	315
Liquor Laws	M	375	140	97	74	8	5	7
	F	40	12	8	8	-	2	-
Drunk-Alcohol/Drugs	M	3,635	122	158	126	190	163	170
	F	366	15	13	12	13	10	19
Disorderly Conduct	M	688	66	51	66	47	37	40
	F	79	7	4	3	3	3	2
Vagrancy	M	57	7	5	3	6	8	2
	F	94	2	5	1	8	4	7
Gambling	M	172	17	14	7	8	4	5
	F	63	-	-	-	1	2	2
Drunk Driving-Vehicle/Boat	M	10,761	255	314	379	545	522	553
	F	980	15	23	25	35	36	43
Vehicle/Boating Laws	M	2,596	188	204	197	218	216	194
	F	160	8	6	7	10	14	13
Vandalism	M	484	74	42	30	35	25	26
	F	56	6	1	2	1	3	2
Warrants	M	6,331	151	340	394	440	448	448
	F	674	11	21	32	39	46	48
Receiving Stolen Property	M	2,087	217	209	176	156	132	137
	F	161	5	13	15	3	14	13
Federal Offenses	M	67	2	3	2	5	2	7
	F	10	-	1	-	-	1	-
Felonies, Miscellaneous	M	730	50	45	48	44	33	35
	F	165	15	10	17	8	10	11
Misdemeanors, Miscellaneous	M	6,893	351	374	355	485	434	435
	F	1,088	53	49	56	58	74	55

A D U L T S A R R E S T E D

BY CHARGE, SEX AND AGE (Continued)

		SEX	24	25-29	30-34	35-39	40-44	45-49	50 & OVER
ALL OTHER OFFENSES (CONTINUED)									
Offenses Against Family	M		2	12	12	16	6	3	5
	F		-	14	4	3	1	-	-
Narcotics	M		1,361	6,309	4,231	2,187	1,011	443	322
	F		333	1,520	962	440	190	70	34
Liquor Laws	M		2	11	8	6	6	2	9
	F		-	2	4	1	2	-	1
Drunk-Alcohol/Drugs	M		183	871	667	461	203	132	189
	F		18	84	71	51	23	15	22
Disorderly Conduct	M		36	159	84	50	16	18	18
	F		3	18	13	14	8	1	-
Vagrancy	M		4	8	4	5	3	1	1
	F		3	26	26	7	4	1	-
Gambling	M		7	22	12	13	10	16	37
	F		1	17	13	10	8	5	4
Drunk Driving-Vehicle/ Boat	M		598	2,623	1,862	1,186	753	476	695
	F		66	181	180	139	88	68	81
Vehicle/Boating Laws	M		175	614	287	142	88	42	31
	F		14	52	15	11	5	4	1
Vandalism	M		27	99	55	33	17	11	10
	F		1	19	11	3	3	3	1
Warrants	M		412	1,626	1,019	529	264	138	122
	F		46	186	130	62	32	13	8
Receiving Stolen Property	M		113	388	231	163	82	39	44
	F		8	32	28	18	7	3	2
Federal Offenses	M		4	13	22	4	1	-	2
	F		1	2	1	2	-	2	-
Felonies, Miscellaneous	M		34	159	115	73	48	16	30
	F		7	26	19	25	4	6	7
Misdemeanors, Miscellaneous	M		401	1,712	1,001	633	302	199	211
	F		75	264	164	117	60	23	40

J U V E N I L E S A R R E S T E D

BY CHARGE, SEX AND AGE

	SEX	TOTAL	10	11-12	13-14	15	16	17
TOTAL		14,901	1,174	580	2,583	2,693	3,579	4,292
Male		12,346	591	379	2,076	2,343	3,116	3,841
Female		2,555	583	201	507	350	463	451
PART I OFFENSES								
Criminal Homicide	M	32	-	1	2	3	8	18
	F	2	-	-	-	-	1	1
Forcible Rape	M	46	3	4	8	5	12	14
	F	-	-	-	-	-	-	-
Robbery	M	641	5	16	154	152	156	158
	F	43	-	2	12	12	10	7
Aggravated Assault	M	755	4	11	112	144	220	264
	F	75	-	1	20	10	19	25
Burglary	M	1,896	30	110	432	408	445	471
	F	230	5	14	67	44	52	48
Larceny Theft	M	1,214	12	52	306	239	317	288
	F	374	3	29	73	66	98	105
Grand Theft Auto	M	984	2	18	187	222	269	286
	F	88	-	3	28	17	20	20
Arson	M	59	5	7	21	7	10	9
	F	2	-	-	2	-	-	-
ALL OTHER OFFENSES								
Forgery	M	18	-	-	-	5	5	8
	F	1	-	-	-	1	-	-
Fraud and NSF Checks	M	34	-	-	5	5	8	16
	F	11	-	1	1	2	3	4
Sex Felonies	M	117	-	5	30	32	28	22
	F	3	-	1	1	-	-	1
Sex Misdemeanors	M	10	-	-	2	3	-	5
	F	6	-	-	-	-	3	3
Non-Aggravated Assaults	M	376	5	8	74	85	98	106
	F	74	-	3	29	7	23	12
Weapon Laws	M	579	-	3	85	100	176	215
	F	29	-	-	3	5	11	10

J U V E N I L E S A R R E S T E D

BY CHARGE, SEX AND AGE (Continued)

	SEX	TOTAL	10	11-12	13-14	15	16	17
ALL OTHER OFFENSES (CONTINUED)								
Offenses Against Family	M	-	-	-	-	-	-	-
	F	-	-	-	-	-	-	-
Narcotics	M	2,009	-	11	188	351	592	867
	F	247	-	1	32	35	90	89
Liquor Laws	M	329	-	3	19	56	97	154
	F	53	-	-	2	19	13	19
Drunk/Alcohol/Drugs	M	171	-	-	13	22	48	88
	F	20	1	-	5	4	4	6
Disorderly Conduct	M	197	-	-	30	34	60	73
	F	22	-	1	6	4	4	7
Vagrancy	M	26	-	1	6	9	4	6
	F	1	-	-	-	-	-	1
Gambling	M	30	-	-	2	3	7	18
	F	-	-	-	-	-	-	-
Drunk Driving-Vehicle/Boat	M	124	1	-	1	4	29	89
	F	17	-	-	-	1	8	8
Vehicle/Boating Laws	M	287	1	1	28	60	80	117
	F	17	-	-	3	2	3	9
Vandalism	M	506	4	29	126	116	133	98
	F	15	-	1	5	5	2	2
Warrants	M	19	-	1	4	1	6	7
	F	4	1	-	2	1	-	-
Receiving Stolen Property	M	543	4	12	95	111	126	195
	F	20	-	1	4	5	3	7
Federal Offenses	M	7	-	-	2	-	-	5
	F	2	2	-	-	-	-	-
Felonies, Miscellaneous	M	116	-	7	16	26	22	45
	F	8	-	1	-	1	1	5
Misdemeanors, Miscellaneous	M	421	1	4	48	90	122	156
	F	52	1	-	9	13	14	15
Missing Persons	M	81	5	13	23	15	10	15
	F	124	4	14	39	38	19	10
Juvenile Non-Criminal	M	719	509	62	57	35	28	28
	F	1,015	566	128	164	58	62	37

DOMESTIC VIOLENCE
FISCAL YEAR 1987-88

	<u>TOTAL</u>	<u>WEAPON INVOLVED</u>	<u>NO WEAPON INVOLVED</u>
DEPARTMENT TOTAL	4,633	906	3,727
REGION I	1,648	340	1,308
ANTELOPE VALLEY	510	89	421
CRESCENTA VALLEY/ALTADENA	131	43	88
SANTA CLARITA VALLEY	166	42	124
EAST LOS ANGELES	138	49	89
WALNUT	507	106	401
TEMPLE	196	11	185
REGION II	992	189	803
CARSON	157	29	128
FIRESTONE	257	50	207
LENNOX	262	60	202
LOMITA	113	29	84
MALIBU	122	5	117
MARINA DEL REY	47	9	38
WEST HOLLYWOOD	34	7	27
REGION III	1,993	377	1,616
AVALON	11	-	11
INDUSTRY	348	46	302
LAKEWOOD	855	182	673
LYNWOOD	348	79	269
NORWALK	285	70	215
PICO RIVERA	146	-	146

NOTE: DOMESTIC VIOLENCE IS AN ADDITIONAL STATISTICAL CATEGORY THAT IS DERIVED FROM EXISTING CRIME CLASSIFICATIONS.

ADMINISTRATIVE STAFF
JULY 1988

SHERMAN BLOCK, SHERIFF

ROBERT A. EDMONDS, UNDERSHERIFF

RICHARD L. FOREMAN, ASSISTANT SHERIFF
JERRY L. HARPER, ASSISTANT SHERIFF

DIVISION CHIEFS

CIULIK, Robert J.	Custody Division
FREEMAN, Richard T.	Court Services Division
HANSEN, Harry S.	Field Operations Region III
MERRICK, Ricardo D.	Technical Services Division
PAINTER, James W.	Field Operations Region I
PREIMBSBERGER, Duane T.	Administrative Division
TAYLOR, Oliver	Detective Division
WALLER, William R.	Field Operations Region II

AREA COMMANDERS

ANDERSON, Larry L.	Court Services Division
BACA, Leroy D.	Field Operations Region III
BAKER, William A.	Field Operations Region II
BROWN, Roy M.	Detective Division
CALLAS, James M.	Custody Division
COLLINS, Sam L.	Field Operations Region I
DYKHOUSE, Lawrence E.	Field Operations Region III
GRAHAM, Michael E.	Administrative Division
HAGTHROP, David M.	Custody Division
HAMMARGREN, John A.	Office of Assistant Sheriff
KING, Barry S.	Custody Division
KIRTLEY, Billy E.	Technical Services Division
MALONE, John J.	Field Operations Region II
MORRIS, Raymon L.	Detective Division
MYRON, Paul E.	Office of the Sheriff
OSBORN, Gary D.	Field Operations Region II
PASH, Robert R.	Field Operations Region III
RIPLEY, Robert C.	Field Operations Region I
SMITH, Buford E.	Field Operations Region I
SQUIERS, Mark M.	Custody Division
WEBSTER, Don E.	Technical Services Division

PERSONNEL ASSIGNMENTS

July 1, 1987

	TITLE	NUMBER OF POSITIONS
SHERIFF'S OFFICE	Sheriff	1
	Executive Assistant, (Unclassified)	1
	Lieutenant	2
	Sergeant	1
	Field Deputy, Sheriff (Unclassified)	2
	Executive Secretary, (Unclassified)	1
	Senior Secretary V	2
*UNDERSHERIFF'S OFFICE	Undersheriff	1
	Area Commander	1
	Lieutenant	1
	Sergeant	1
	Deputy Sheriff, Generalist	1
	Head Psychological Services, Sheriff	1
	Assistant Head, Psychological Services, Sheriff	1
	Senior Management Secretary V	1
	Secretary V	2
	ASSISTANT SHERIFF'S OFFICE	Assistant Sheriff (Unclassified)
Lieutenant		1
Management Secretary V		2
EXECUTIVE PLANNING COUNCIL STAFF UNIT	Sergeant	2
	Deputy Sheriff, Generalist	3
	Administrative Assistant II	1
	Senior Typist-Clerk	1
	Intermediate Typist-Clerk	1
INDUSTRIAL RELATIONS BUREAU	Captain	1
	Sergeant	2
	Secretary V	1
INSPECTIONAL SERVICES BUREAU	Captain	1
	Lieutenant	1
	Sergeant	2
	Secretary V	1
SPECIAL INVESTIGATIONS BUREAU	Captain	1
	Lieutenant	5
	Sergeant	10
	Deputy Sheriff, Generalist	65
	Services Assistant	2
	Staff Assistant I	1
	Secretary V	2
	Intermediate Stenographer	4
	Assistant Payroll Clerk I	1
	Intermediate Typist-Clerk	1
CONTRACT LAW ENFORCEMENT BUREAU	Captain	1
	Lieutenant	1
	Sergeant	3
	Deputy Sheriff	5
	Staff Assistant I	1
	Intermediate Clerk	1
	Statistical Analyst	1
	Secretary V	1
RESERVE FORCES BUREAU	Captain	1
	Lieutenant	1
	Sergeant	5
	Secretary V	1
	Intermediate Stenographer	1
	Intermediate Typist-Clerk	1

*See Administrative Division for Fiscal Services breakdown of personnel.

Chapter 2

EXECUTIVE

OFFICE

OF THE

SHERIFF

INDUSTRIAL RELATIONS BUREAU

WORKLOAD	FISCAL YEAR 1987-88	FISCAL YEAR 1986-87	PERCENT CHANGE %
<u>NUMBER OF INVESTIGATIONS</u>			
Assigned Labor Investigations	82	144	- 43
Responses to Strikes/Disputes	691	665	+ 04
Individuals Contacted at Strike Locations	8,076	8,392	-3.8
Management	1,014	978	+3.7
Labor	7,062	7,873	- 10
<u>PERSONAL CONTACTS</u>			
Labor Officials	1,421	1,381	+2.9
Management Representatives	774	706	+ 10
Public Appearances in Behalf of the Sheriff	42	38	-10.5
Number of People in Attendance	3,187	3,030	+ 05
Governmental Agencies	96	85	- 13
<u>SERVICES RENDERED - OTHER AGENCIES</u>			
Information Responses	326	310	+ 05
In-person Responses	48	52	-7.7
<u>ASSISTANCE - INTRADEPARTMENTAL</u>			
Information Liaison	1,024	961	+6.6
Investigations	6	4	+ 50
Lectures	7	4	+ 75
Number of People in Attendance	120	75	+ 60

CONTRACT LAW ENFORCEMENT BUREAU

FUNCTIONS

Contract Law Enforcement Bureau consists of two details: Contract Law Enforcement and Traffic Services.

Contract Law Enforcement Detail's primary function is coordinative liaison between the Department's Field Operations Regions headquarters, the Sheriff's stations serving our thirty-seven contract cities, the Board of Supervisors, the Chief Administrative Office, the Auditor-Controller's Office and the Sheriff's Fiscal Services Bureau.

Contract Law Enforcement Detail is responsible for and participates in the following activities:

- Maintenance of contract city service level records;
- Maintenance of contract city personnel staffing, deployment, and related cost records;
- Review and approval of contract city monthly billings;
- City-County law enforcement service problem solving;
- Personal appearances at municipal government meetings;
- Liaison with the Chief Administrative Office's City-County Coordinator and contract city officials;
- Liaison and coordination between the Sheriff's Department and the Auditor-Controller's Audit Division for contract service rates;
- Periodic review of contract obligations; participation in Field Operations Regions' command inspection process.
- Review, development, and evaluation of statistical studies related to contracting;
- Development of contract feasibility reports, upon request.
- Review of legislation and court decisions affecting contract law enforcement.

Departmental revenues from the contract law enforcement program for Fiscal Year 1987-88 exceeded \$76 million.

TRAFFIC SERVICES DETAIL

FUNCTIONS

The Traffic Services Detail's primary function is the coordination of the Department's traffic program within the thirty-six contract cities.

The Detail is responsible for and participates in the following activities:

- Development of departmental policies and procedures relating to traffic.
- Development and distribution of standard forms for traffic enforcement and accident reporting.
- Assisting stations in analyzing their traffic statistics.
- Coordinating the department's traffic training programs with the Training Bureau.
- Coordinating the department's Commercial Vehicle Enforcement Program.
- Maintaining liaison with other traffic-related groups and agencies.
- Reviewing all traffic-related grant proposals initiated by Contract Cities which involve the department.
- Developing and maintaining departmental traffic data and statistics.
- Participating in command inspections of each station's traffic program.
- On request, providing stations with technical assistance in traffic enforcement and accident reconstruction.
- On request, providing stations with in-service traffic training.
- Comprising the department's Fatal Accident Investigation Team (FAIT).
- Coordinating the department's Driving Under the Influence (DUI) Program.

TRAFFIC SERVICES DETAIL

<u>WORKLOAD</u>	<u>FISCAL YEAR</u> <u>87 - 88</u>	<u>FISCAL YEAR</u> <u>86 - 87</u>	<u>PERCENT</u> <u>CHANGE</u>
FAIT Investigations			
Deputy Involved	22	29	- 24
Other Government Involved	5	1	+400
Civilian Only Involved	18	23	- 21
Total	45	53	- 15
Training Man-Hours			
Academy Training	2,284	2,295	-0.5
Station Level Training	66	60	+ 10
Total	2,350	2,355	-0.2
Community Relations			
Speaking Engagement - Man-Hours	31	20	+ 55
Meeting - Man-Hours (POA, RAID, MADD, AAA, etc.)	327	318	+ 3
Total	358	338	+ 6
Legislative Analysis	141	105	+ 34

R E S E R V E F O R C E S

The information contained in this report gives an account of the various activities performed by the Sheriff's Reserve Forces during the 1987-88 Fiscal Year as it compares to the 1986-87 Fiscal Year.

The total number of hours worked by all Reserve components reflects an increase for this period. However, the Uniform Reserve and Mountain Rescue Units showed a decrease in total hours worked. The overall complement of Reserves decreased, but there was a slight increase in the average number of hours worked per year per Deputy.

Through the efforts of the Reserves, the monetary savings to the county taxpayers for 1987-88 was \$11,217,548*.

*Based upon the hourly rate of a Deputy Sheriff Generalist, Intermediate POST Certificate, with a 37.6% benefit package, totalling \$28.11 per hour.

	TOTAL	RESERVE (UNIFORMED)	POSSE	MOUNTAIN RESCUE	EXPLORERS
TOTAL HOURS WORKED					
Fiscal Year 1987-88	399,059	194,267	53,790	58,702	92,300
Fiscal Year 1986-87	385,641	198,339	57,405	49,263	80,634
Percent Change	+ 3.4%	- 2.0%	- 6.2%	+19.1%	+14.4%
REPLACING REGULAR DEPUTIES					
Fiscal Year 1987-88	209,777	118,950	18,092	23,722	49,013
Fiscal Year 1986-87	210,151	119,619	22,176	20,773	47,583
Percent Change	- 0.1%	- 0.5%	-18.4%	+14.1%	+ 3.0%
EDUCATIONAL AND ADMINISTRATIVE DUTIES					
Fiscal Year 1987-88	189,282	75,317	35,698	34,980	43,287
Fiscal Year 1986-87	175,490	78,720	35,229	28,490	33,051
Percent Change	+ 7.8%	- 4.3%	+ 1.3%	+22.7%	+30.9%
AVERAGE NUMBER OF RESERVE DEPUTIES					
Fiscal Year 1987-88	1,353	704	196	126	327
Fiscal Year 1986-87	1,399	726	213	126	334
Percent Change	- 3.2%	- 3.0%	- 7.9%	+ 0.0%	- 2.0%
AVERAGE NUMBER OF HOURS WORKED PER YEAR PER DEPUTY					
Fiscal Year 1987-88	295	276	274	466	282
Fiscal Year 1986-87	276	273	269	391	241
Percent Change	+ 6.8%	+ 1.0%	+ 1.8%	+19.1%	+17.0%

SEARCH AND RESCUE OPERATIONS

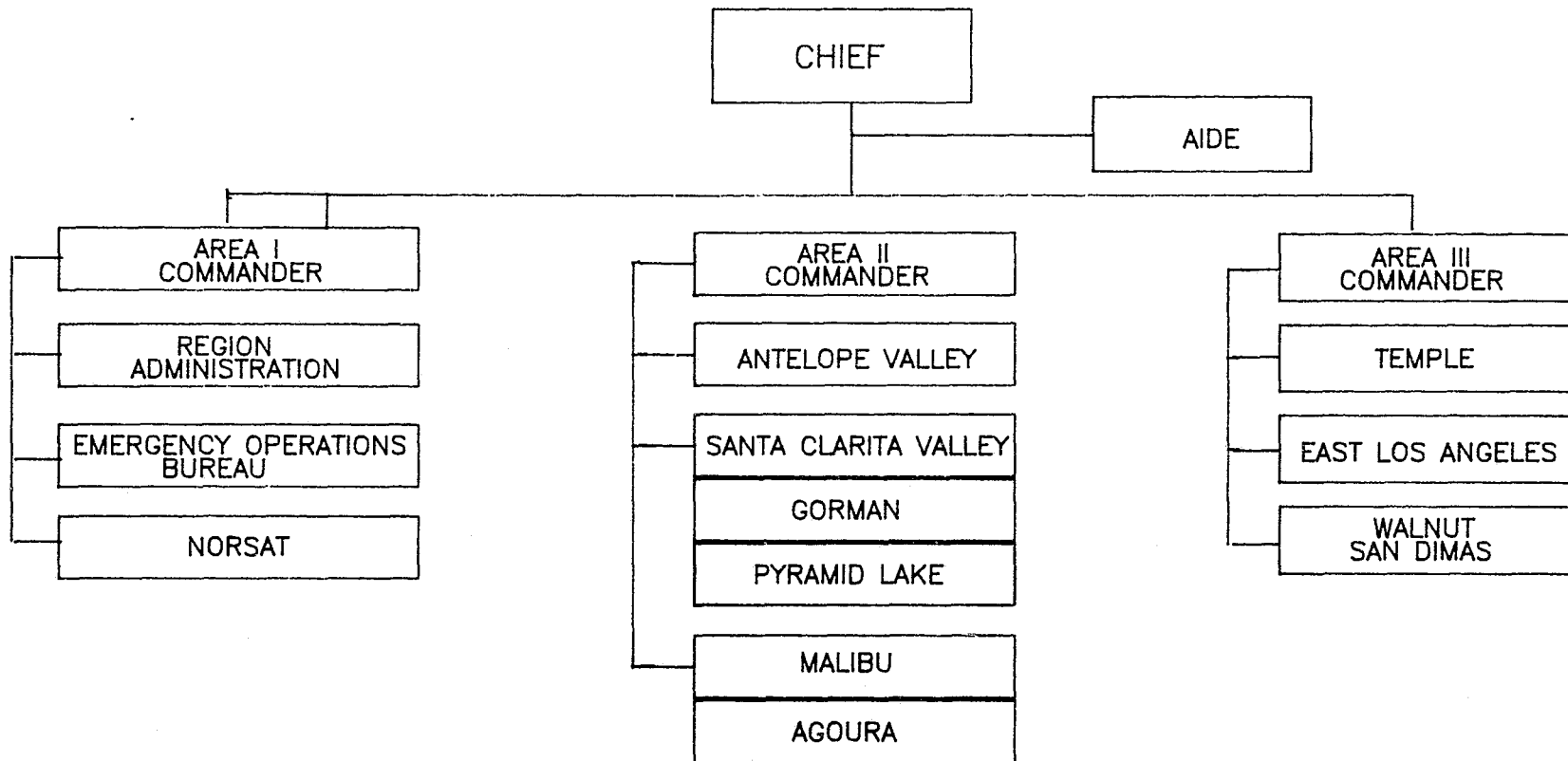
FISCAL YEAR 1987-88

	MALIBU STATION	ALTADENA STATION	ANTELOPE VALLEY STATION	CRESCENTA VALLEY STATION	WALNUT STATION	SANTA CLARITA VALLEY STATION (SYLMAR)	SIERRA MADRE (TEMPLE STATION)	AVALON STATION	TOTALS
SEARCH AND RESCUE OPERATIONS	43	22	13	92	68	13	64	75	390
NUMBER OF VICTIMS INVOLVED	93	41	27	125	139	15	98	141	679
NUMBER OF VICTIMS INJURED	15	3	2	38	31	-	20	26	135
NUMBER OF DEATHS	2	3	2	13	13	3	3	4	43
TOTAL NUMBER OF PERSONNEL INVOLVED	299	165	91	669	643	139	200	154	2,360
TOTAL MAN-HOURS	1,218	861	887	2,966	2,030	544	1,966	574	11,046
ASSISTANCE TO OUTSIDE AGENCIES	3	1	4	6	2	-	13	-	29
ASSISTANCE TO OTHER LASD TEAMS	1	9	2	8	4	-	8	-	32

Chapter 3

FIELD OPERATIONS REGION I

FIELD OPERATIONS REGION I



JULY 1, 1988

FISCAL SERVICES

DEPARTMENT BUDGET

	FISCAL YEAR 1988-89	FISCAL YEAR 1987-88	PERCENT CHANGE
SALARY AND EMPLOYEE BENEFITS			
Law Enforcement Services	\$339,961,724	\$300,261,482	+ 13.22
Custody and Court Services	235,218,596	194,978,311	+ 20.64
Total	\$575,180,320	\$495,239,793	+ 16.14
SERVICES, SUPPLIES AND OTHER CHARGES			
Law Enforcement Services	\$ 59,400,831	\$ 45,574,992	+ 30.34
Custody and Court Services	75,585,587	58,232,587	+ 29.80
Total	\$134,986,418	\$103,807,579	+ 30.04
FIXED ASSETS-EQUIPMENT			
Law Enforcement Services	\$ 4,253,795	\$ 4,451,920	- 04.45
Custody and Court Services	1,471,912	640,000	+129.99
Total	\$ 5,725,707	\$ 5,091,920	+ 12.45
INTRAFUND TRANSFERS			
Law Enforcement Services	\$ 1,025,539	\$ 566,071	+ 81.17
Custody and Court Services	6,079,282	4,690,766	+ 29.60
Total	\$ 7,104,821	\$ 5,256,837	+ 35.15
REVENUE			
Law Enforcement Services	\$231,477,937	\$ 91,425,667	+153.19
Custody and Court Services	24,521,723	23,527,470	+ 04.23
Total	\$255,999,660	\$114,953,137	+122.70
CAPITAL PROJECTS			
Law Enforcement Services	\$135,907,931	\$ 18,941,892	+617.50
Custody and Court Services	-0- *	40,157,456	-0-
Total	\$135,907,931	\$ 59,099,348	+129.97

FISCAL SERVICES BUREAU

Paycheck Distribution:

Sworn Personnel (Regular and Other Pay)	236,877
Non-Sworn Personnel (Regular and Other Pay)	53,273
TOTAL	290,150

Retirement Forms (Withdrawals, Memos and Entry Forms) 1,831

* Fiscal Year 1988-89 reflected on Law Enforcement Budget

SHERIFF'S INFORMATION BUREAU

<u>WORKLOAD</u>	<u>FISCAL YEAR</u> 1987-88
<u>ADMINISTRATIVE SECTION</u>	
1. Correspondence Received/Initiated/Posted	3,859
2. Blue Slips Posted	337
3. News Releases	156
4. Sheriff's Bulletins	14
5. Unit Commander's Letters	2
6. Super Facts	-
7. <u>Safety Education Field Deputy</u>	
a. Appearances	587
b. Persons in Attendance	106,271
<u>OPERATIONS SECTION</u>	
1. Sheriff's Operational Log Entries	5,123
2. Code 20s Issued	1,377
3. Code 20s Media Interviews/Beeper Interviews	4,492
<u>MEDIA LIAISON SECTION</u>	
1. Press Passes Processed	1,638
2. News Monitoring Assignments	67
3. <u>News Media Contacts</u>	
a. Television	748
b. Radio	214
c. Newspaper	508
d. Magazines	29
4. <u>Station Contacts</u>	
a. Field Operations Region I	52
b. Field Operations Region II	44
c. Field Operations Region III	44
5. <u>Media Special Projects</u>	
a. Signed Movie Contracts	231
b. Operational Plans, Filming Industry	429
<u>INTERNATIONAL LIAISON SECTION</u>	
Travel Letters Issued	110
Assists to Outside Agencies	474
Written and Oral Foreign Language Translations	56
Departmental Tours	26
Consul Corps Credentials Issued	495
Lectures and Seminars Presented	19
Official Consular Functions Attended	46
Assists to Consulates with Miscellaneous Problems	1,103
Assists to Police Outside the USA	56
Assists to LASD Units	487
Publications Analyzed	137
<u>SPECIAL PROJECTS SECTION</u>	
1. Commendation Letters	19
2. Graduations	12
3. Medal of Valor Awards	7
4. Photo Sessions	52
5. Press Conferences	18
6. Press Releases	34
7. Promotional Luncheons	4
8. Public Service Announcements	57
9. Research Projects	18
10. SANE Art	9
11. Scroll Presentations	57
12. Special Events	47
13. Vial of Life	22,010

BUDGETED PERSONNEL FOR FIELD OPERATIONS REGION I

	ADMINISTRATION	ANTELOPE VALLEY STATION	CRESCENTA/ALTADENA STATION	EAST LOS ANGELES STATION	SANTA CLARITA VALLEY	TEMPLE STATION	EMERGENCY OPERATIONS BUREAU	WALNUT STATION
CHIEF	1							
AREA COMMANDER	3							
CAPTAIN		1	1	1	1	1	1	1
LIEUTENANT	2	7	8	8	5	7	1	8
SERGEANT	7	23	26	24	20	28	6	35
DEPUTY SHERIFF GENERALIST	15	142	113	153	91	177	3	185
SERVICES ASSISTANT SHERIFF		2	3	2	1	2	1	3
SUPERVISING SHERIFF STATION CLERK		1	1	1	1	1		1
SENIOR SECRETARY V	1							
PARKING CONTROL OFFICER				4.5				
SHERIFF STATION CLERK II		12	12	16	6	14		17
SECRETARY V	1	1	1	1	1	1	1	1
INTERMEDIATE STENOGRAPHER							1	
STATISTICAL CLERK						1		
SHERIFF STATION CLERK I	1							
STENOGRAPHER	1							
INTERMEDIATE CLERK	1							
SHERIFF'S DISPATCHER II							1	
TOTAL	33	189	165	210.5	126	232	15	251

FIELD OPERATIONS REGION I*

SYNOPSIS

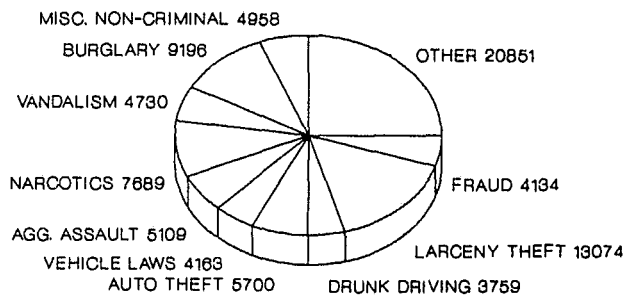
	FISCAL YEAR	FISCAL YEAR	PERCENT CHANGE	CRIME RATE PER 10,000 POP.	
	1987-88	1986-87		1987-88	1986-87
<u>TOTAL CASES HANDLED</u>	83,363	71,678	+ 16		
<u>PART I OFFENSES</u>	35,132	30,006	+ 17	416.27	409.45
Criminal Homicide	73	73	-	.86	1.00
Forcible Rape	297	239	+ 24	3.52	3.26
Robbery	1,366	1,294	+ 6	16.19	17.66
Aggravated Assault	5,109	3,918	+ 30	60.54	53.46
Burglary	9,196	8,216	+ 12	108.96	112.11
Larceny Theft	13,074	11,644	+ 12	154.91	158.89
Grand Theft Auto	5,700	4,302	+ 32	67.54	58.70
Arson	317	320	- 1	3.76	4.37
<u>PART II OFFENSES</u>	35,098	30,612	+ 15	415.87	417.71
Non-Criminal Cases	13,133	11,060	+ 19		
<u>TOTAL ARRESTS</u>	33,732	31,328	+ 8		
Adult Arrests	28,868	26,461	+ 9		
Juvenile Arrests	4,864	4,867	-		
<u>TOTAL CASE ASSIGNMENTS</u>	43,802	46,368	- 6		
Adult Detectives	43,800	46,358	- 6		
Juvenile Detectives	2	10	- 80		
<u>STOLEN AND RECOVERED PROPERTY</u>					
Amount Stolen	53,094,495	39,591,957	+ 34		
Amount Recovered	13,442,332	9,043,429	+ 49		
Percent Recovered	25.3	22.8			
<u>TRAFFIC ACCIDENTS</u>	4,681	3,710	+ 26		

	AREA IN SQUARE MILES	POPULATION	CRIME RATE PER 10,000 POP.		PERCENT CHANGE
		1987-88	PART I OFFENSES		
			1987-88	1986-87	
Total Area	2,619.01	843,963	416.27	409.45	+ 2
Unincorporated Area	2,436.58	550,790	346.85	338.52	+ 2
Contract Cities	182.43	293,173	546.71	533.55	+ 2

* Fiscal Year 1987-88 and 1986-87 data not comparable due to boundary change occurred as a result of Walnut Station creation.

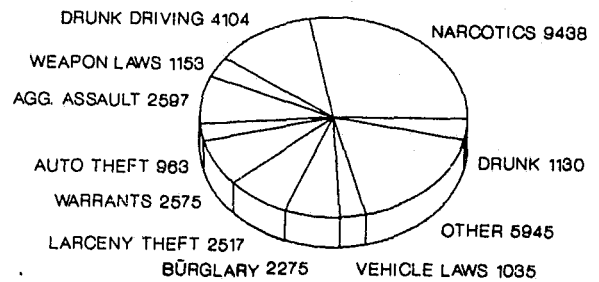
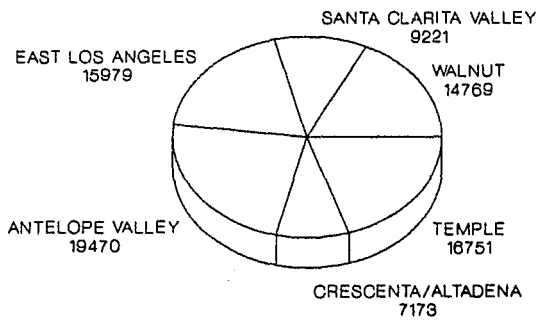
FIELD OPERATIONS REGION I

MOST FREQUENT CASES HANDLED

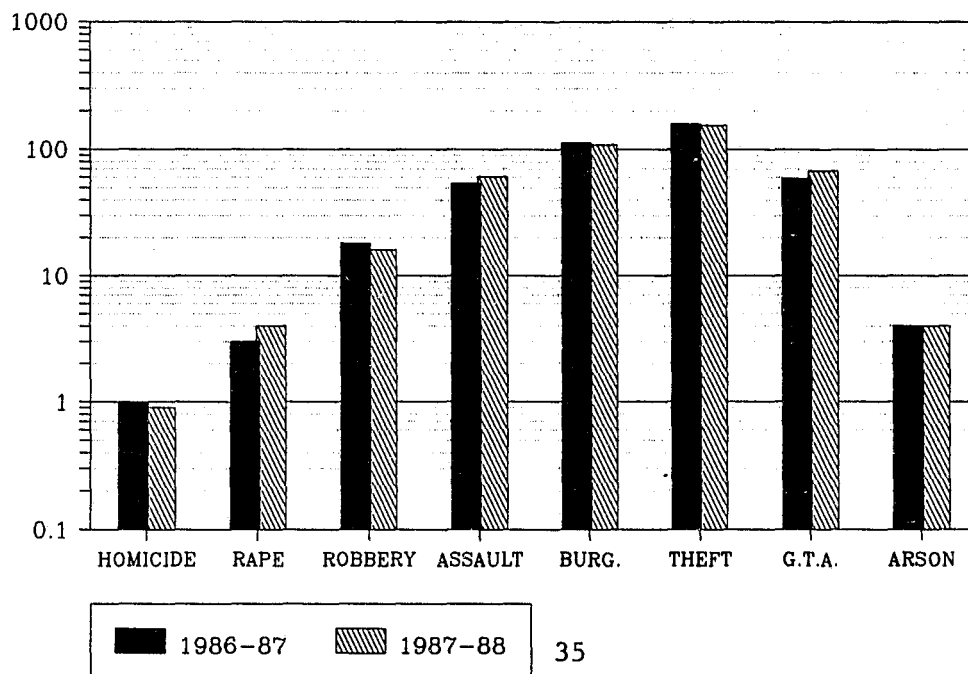


CASES HANDLED BY LOCATION

MOST FREQUENT ARRESTS



CRIME RATE RATE PER 10,000 POPULATION



FIELD OPERATIONS REGION I

	CASES AND ARRESTS			CASE ASSIGNMENTS	
	CASES HANDLED	ADULTS ARRESTED	JUVENILES ARRESTED	ADULT	JUVENILE
FISCAL YEAR 1987-88	83,363	28,868	4,864	43,800	2
FISCAL YEAR 1986-87	71,678	26,461	4,867	46,358	10
FISCAL YEAR 1985-86	70,058	27,297	5,418	44,413	4
% CHANGE LAST TWO YEARS	+ 16	+ 9	-	- 6	- 80
<u>PART I CRIME OFFENSES</u>					
Criminal Homicide	73	41	3	40	-
Forcible Rape	297	113	18	232	-
Robbery	1,366	511	133	1,076	-
Aggravated Assault	5,109	2,418	179	3,618	-
Burglary	9,196	1,476	799	7,231	-
Larceny Theft	13,074	1,790	727	9,124	2
Grand Theft Auto	5,700	631	332	4,459	-
Arson	317	26	37	33	-
Subtotal	35,132	7,006	2,228	25,813	2
<u>ALL OTHER OFFENSES</u>					
Forgery	276	113	5	86	-
Fraud and NSF Checks	4,134	112	18	3,040	-
Sex Offenses Felony	643	273	43	282	-
Sex Offenses Misdemeanors	622	84	8	380	-
Assaults, Non-Aggravated	2,488	633	171	1,036	-
Weapon Laws	1,300	974	179	601	-
Offenses Against Family	49	30	-	38	-
Narcotics	7,689	8,779	659	630	-
Liquor Laws	329	134	118	45	-
Drunk-Alcohol/Drugs	935	1,064	66	63	-
Disorderly Conduct	1,303	229	63	725	-
Vagrancy	14	10	7	6	-
Gambling	14	39	-	-	-
Drunk Driving-Vehicle/Boat	3,759	4,047	57	106	-
Vehicle/Boating Laws	4,163	909	126	570	-
Vandalism	4,730	150	160	3,439	-
Warrants	59	2,569	6	13	-
Receiving Stolen Property	265	613	144	192	-
Federal Offenses W/O Money	19	22	-	14	-
Federal Offenses With Money	84	-	-	66	-
Felonies, Miscellaneous	794	277	37	597	-
Misdemeanors, Miscellaneous	1,429	801	129	379	-
Subtotal	35,098	21,862	1,996	12,308	-
<u>NON-CRIMINAL</u>					
Persons Missing	3,113	-	22	2,014	-
Juvenile, Non-Criminal	131	-	592	55	-
Commitments	5	-	-	3	-
Miscellaneous, Non-Criminal	4,958	-	26	3,164	-
Suicide and Attempt	491	-	-	250	-
Mentally Ill	360	-	-	50	-
Accidents, Traffic/Veh./Boat	3,441	-	-	60	-
Accidents, Miscellaneous	123	-	-	68	-
Persons Dead	511	-	-	15	-
Subtotal	13,133	-	640	5,679	-

FIELD OPERATIONS REGION I

PART I OFFENSES CLEARED

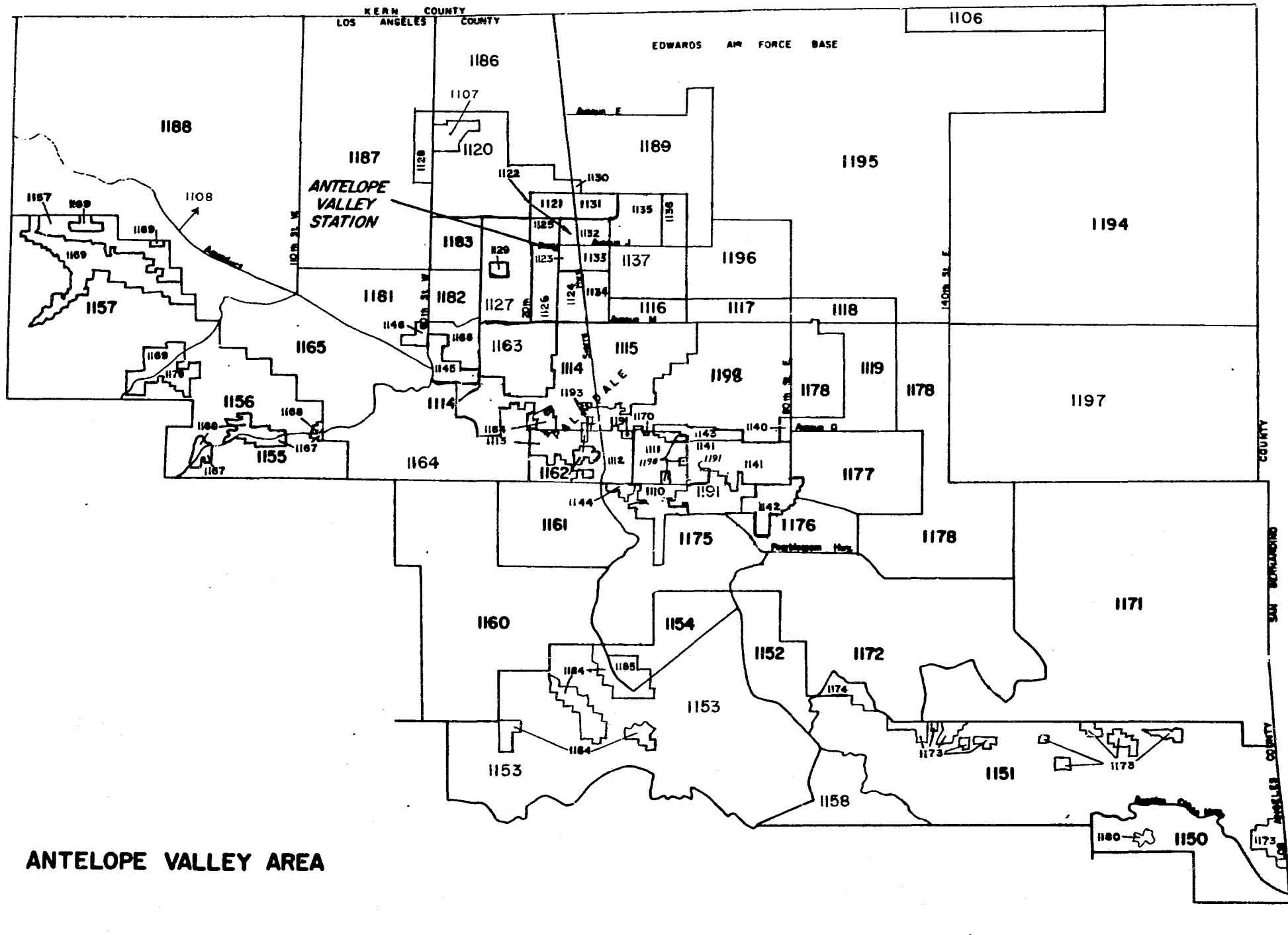
ACTUAL KNOWN OFFENSES	DIVISION TOTAL
TOTAL PART I OFFENSES	35,114
Number Cleared	6,648
Percent Cleared	18.9
CRIMINAL HOMICIDE	69
Number Cleared	33
Percent Cleared	47.8
FORCIBLE RAPE	297
Number Cleared	166
Percent Cleared	55.9
ROBBERY	1,366
Number Cleared	665
Percent Cleared	48.7
AGGRAVATED ASSAULT	5,109
Number Cleared	2,376
Percent Cleared	46.5
BURGLARY	9,191
Number Cleared	1,178
Percent Cleared	12.8
LARCENY THEFT	13,070
Number Cleared	1,615
Percent Cleared	12.4
GRAND THEFT AUTO	5,695
Number Cleared	567
Percent Cleared	10.0
ARSON	317
Number Cleared	48
Percent Cleared	15.1

STOLEN AND RECOVERED PROPERTY

	AMOUNT STOLEN	AMOUNT RECOVERED	PERCENT
TOTAL	53,094,495	13,442,332	25.3
Homicide	53	-	-
Rape	9,299	1,259	13.5
Robbery	1,699,783	309,314	18.2
Burglary	11,306,531	709,337	6.3
Larceny Theft	10,572,498	550,807	5.2
Auto Theft	29,506,331	11,871,615	40.2

TRAFFIC ACCIDENT AND ENFORCEMENT SUMMARY

		TRAFFIC ACCIDENTS	
		1987-88	1986-87
TOTAL		4,681	3,710
Fatality	37	26	23
Injury		2,243	1,956
Non-Injury		2,412	1,731



ANTELOPE VALLEY AREA

ANTELOPE VALLEY STATION

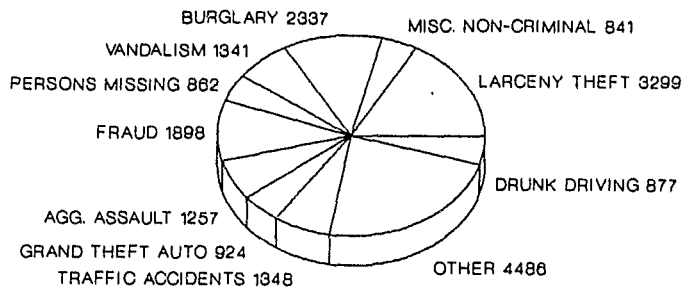
SYNOPSIS

	FISCAL YEAR	FISCAL YEAR	PERCENT CHANGE	CRIME RATE PER 10,000 POP.	
	1987-88	1986-87		1987-88	1986-87
<u>TOTAL CASES HANDLED</u>	19,470	16,927	+ 15		
PART I OFFENSES	8,173	7,071	+ 16	541.55	495.54
Criminal Homicide	6	8	- 25	.40	.56
Forcible Rape	82	60	+ 37	5.43	4.20
Robbery	209	181	+ 15	13.85	12.68
Aggravated Assault	1,257	960	+ 31	83.29	67.28
Burglary	2,337	2,019	+ 16	154.85	141.49
Larceny Theft	3,299	3,100	+ 6	218.59	217.25
Grand Theft Auto	924	662	+ 40	61.22	46.39
Arson	59	81	- 27	3.91	5.68
PART II OFFENSES	7,763	6,798	+ 14	514.38	476.40
Non-Criminal Cases	3,534	3,058	+ 16		
<u>TOTAL ARRESTS</u>	6,657	5,920	+ 12		
Adult Arrests	5,616	4,940	+ 14		
Juvenile Arrests	1,041	980	+ 6		
<u>TOTAL CASE ASSIGNMENTS</u>	13,781	11,579	+ 19		
Adult Detectives	13,781	11,579	+ 19		
Juvenile Detectives	-	-	-		
<u>STOLEN AND RECOVERED PROPERTY</u>					
Amount Stolen	9,302,050	8,407,558	+ 11		
Amount Recovered	2,862,917	3,209,891	- 11		
Percent Recovered	30.8	38.2			
<u>TRAFFIC ACCIDENTS</u>	1,992	1,296	+ 54		

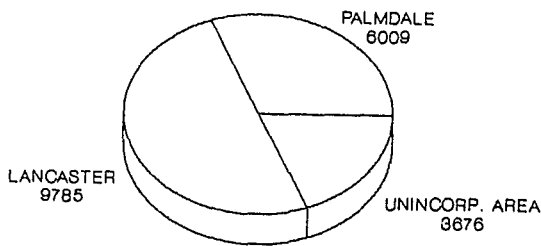
	AREA IN SQUARE MILES	POPULATION 1987-88	CRIME RATE PER 10,000 POP.		PERCENT CHANGE
			1987-88	1986-87	
Total Area	1,283.58	150,919	541.55	495.54	+ 9
Unincorporated Area	1,160.49	61,116	303.36	297.43	+ 2
Palmdale	67.39	28,620	393.74	805.80	- 51
Lancaster	55.70	61,183	639.07	567.41	+141

ANTELOPE VALLEY STATION

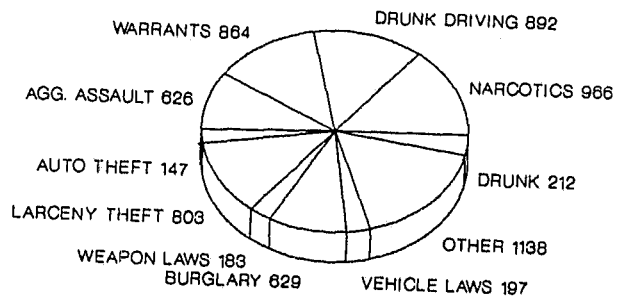
MOST FREQUENT CASES HANDLED



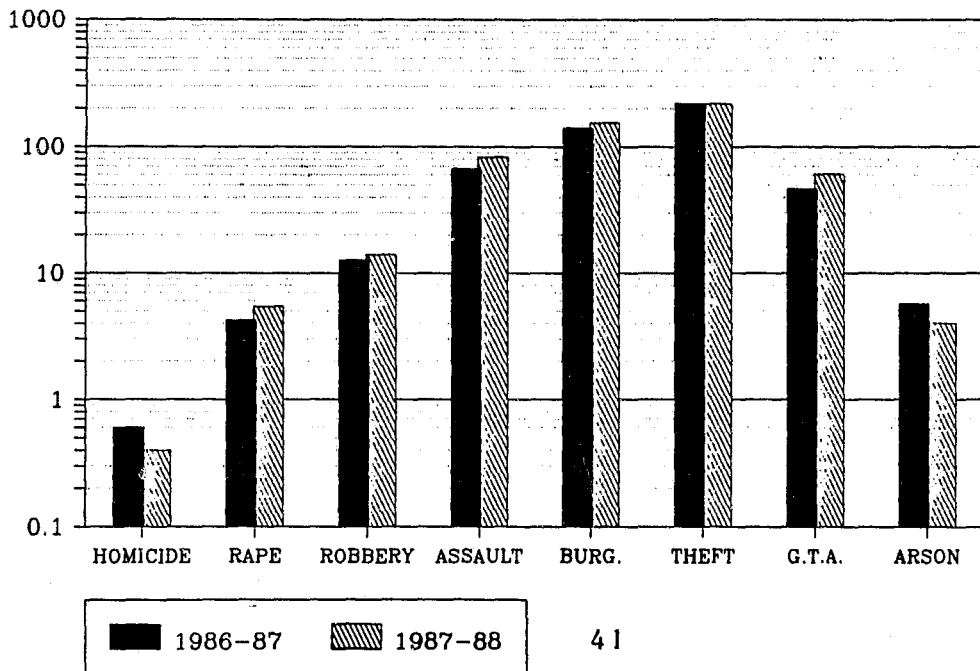
CASES HANDLED BY LOCATION



MOST FREQUENT ARRESTS



CRIME RATE RATE PER 10,000 POPULATION



ANTELOPE VALLEY STATION

	CASES AND ARRESTS			CASE ASSIGNMENTS	
	CASES HANDLED	ADULTS ARRESTED	JUVENILES ARRESTED	ADULT	JUVENILE
FISCAL YEAR 1987-88	19,470	5,616	1,041	13,781	-
FISCAL YEAR 1986-87	16,927	4,940	984	11,579	-
FISCAL YEAR 1985-86	16,336	4,920	1,180	9,684	-
% CHANGE LAST TWO YEARS	+ 15	+ 14	+ 6	+ 19	-
<u>PART I CRIME OFFENSES</u>					
Criminal Homicide	6	3	-	7	-
Forcible Rape	82	20	4	80	-
Robbery	209	113	30	193	-
Aggravated Assault	1,257	599	27	1,119	-
Burglary	2,337	400	229	2,322	-
Larceny Theft	3,299	558	245	2,881	-
Grand Theft Auto	924	106	41	806	-
Arson	59	10	5	7	-
Subtotal	8,173	1,809	581	7,415	-
<u>ALL OTHER OFFENSES</u>					
Forgery	99	49	-	30	-
Fraud and NSF Checks	1,898	41	5	1,874	-
Sex Offenses Felony	190	65	6	105	-
Sex Offenses Misdemeanors	105	7	1	86	-
Assaults, Non-Aggravated	549	91	29	320	-
Weapon Laws	226	167	16	138	-
Offenses Against Family	8	6	-	6	-
Narcotics	730	890	76	100	-
Liquor Laws	79	8	45	11	-
Drunk-Alcohol/Drugs	194	208	4	10	-
Disorderly Conduct	415	45	6	348	-
Vagrancy	1	1	2	-	-
Gambling	-	-	-	-	-
Drunk Driving-Vehicle/Boat	877	863	6	28	-
Vehicle/Boating Laws	478	167	30	90	-
Vandalism	1,341	27	32	1,281	-
Warrants	17	886	1	4	-
Receiving Stolen Property	45	100	26	44	-
Federal Offenses W/O Money	5	10	-	5	-
Federal Offenses With Money	12	-	-	12	-
Felonies, Miscellaneous	196	61	-	179	-
Misdemeanors, Miscellaneous	298	115	23	125	-
Subtotal	7,763	3,807	308	4,796	-
<u>NON-CRIMINAL</u>					
Persons Missing	862	-	9	735	-
Juvenile, Non-Criminal	11	-	138	9	-
Commitments	1	-	-	-	-
Miscellaneous, Non-Criminal	841	-	5	648	-
Suicide and Attempt	161	-	-	93	-
Mentally Ill	134	-	-	21	-
Accidents, Traffic	1,348	-	-	25	-
Accidents, Miscellaneous	45	-	-	37	-
Persons Dead	131	-	-	2	-
Subtotal	3,534	-	152	1,570	-

ANTELOPE VALLEY STATION

	Antelope Valley-Unincorporated			City of Palmdale		
	CASES HANDLED	ADULTS ARRESTED	JUVENILES ARRESTED	CASES HANDLED	ADULTS ARRESTED	JUVENILES ARRESTED
FISCAL YEAR 1987-88	3,676	1,081	230	6,009	1,715	333
FISCAL YEAR 1986-87	3,577	831	222	4,580	1,283	251
FISCAL YEAR 1985-86	3,434	672	226	4,317	1,242	284
% CHANGE LAST TWO YEARS	+ 3	+ 30	+ 4	+ 31	+ 34	+ 33
<u>PART I CRIME OFFENSES</u>						
Criminal Homicide	3	2	-	-	-	-
Forcible Rape	26	5	1	18	5	3
Robbery	27	21	10	86	42	11
Aggravated Assault	374	181	12	377	154	6
Burglary	697	70	57	641	89	57
Larceny Theft	511	45	27	970	145	62
Grand Theft Auto	185	22	8	306	44	23
Arson	31	5	-	11	1	-
Subtotal	1854	351	115	2409	480	162
<u>ALL OTHER OFFENSES</u>						
Forgery	14	8	-	29	17	-
Fraud and NSF Checks	34	6	2	806	14	1
Sex Offenses Felony	61	17	3	42	14	1
Sex Offenses Misdemeanors	24	2	1	37	1	-
Assaults, Non-Aggravated	124	22	9	165	32	4
Weapon Laws	66	52	3	67	61	6
Offenses Against Family	2	2	-	1	-	-
Narcotics	192	192	24	205	251	24
Liquor Laws	24	3	4	27	-	38
Drunk-Alcohol/Drugs	30	33	-	45	49	2
Disorderly Conduct	95	11	1	90	14	3
Vagrancy	-	-	-	-	-	2
Gambling	-	-	-	-	-	-
Drunk Driving-Vehicle/Boat	76	88	-	406	398	2
Vehicle/Boating Laws	25	39	9	164	51	9
Vandalism	224	2	2	383	10	21
Warrants	5	185	-	4	249	1
Receiving Stolen Property	17	35	4	7	27	11
Federal Offenses W/O Money	3	2	-	2	2	-
Federal Offenses With Money	-	-	-	8	-	-
Felonies, Miscellaneous	48	9	-	57	10	-
Misdemeanors, Miscellaneous	81	22	2	74	35	13
Subtotal	1145	730	64	2619	1235	138
<u>NON-CRIMINAL</u>						
Persons Missing	348	-	1	237	-	2
Juvenile, Non-Criminal	5	-	48	3	-	31
Commitments	-	-	-	-	-	-
Miscellaneous, Non-Criminal	198	-	2	216	-	-
Suicide and Attempt	29	-	-	56	-	-
Mentally Ill	38	-	-	34	-	-
Accidents, Traffic/Veh./Boat	3	-	-	406	-	-
Accidents, Miscellaneous	12	-	-	5	-	-
Persons Dead	44	-	-	24	-	-
Subtotal	677	-	51	981	-	33

ANTELOPE VALLEY STATION

	CASES HANDLED	City of Lancaster ADULTS ARRESTED	JUVENILES ARRESTED
FISCAL YEAR 1987-88	9,785	2,820	478
FISCAL YEAR 1986-87	8,770	2,826	511
FISCAL YEAR 1985-86	8,585	3,006	670
% CHANGE LAST TWO YEARS	+ 12	-	- 6
<u>PART I CRIME OFFENSES</u>			
Criminal Homicide	3	1	-
Forcible Rape	38	10	-
Robbery	96	50	9
Aggravated Assault	506	264	9
Burglary	999	241	115
Larceny Theft	1818	368	156
Grand Theft Auto	433	40	10
Arson	17	4	5
Subtotal	3910	978	304
<u>ALL OTHER OFFENSES</u>			
Forgery	56	24	-
Fraud and NSF Checks	1058	21	2
Sex Offense Felony	87	34	2
Sex Offenses Misdemeanors	44	4	-
Assaults, Non-Aggravated	260	37	16
Weapon Laws	93	54	7
Offenses Against Family	5	4	-
Narcotics	333	447	28
Liquor Laws	28	5	3
Drunk-Alcohol/Drugs	119	126	2
Disorderly Conduct	230	20	2
Vagrancy	1	1	-
Gambling	-	-	-
Drunk Driving-Vehicle/Boat	395	400	4
Vehicle/Boating Laws	289	77	12
Vandalism	734	15	9
Warrants	8	429	-
Receiving Stolen Property	21	38	11
Federal Offenses W/O Money	-	6	-
Federal Offenses With Money	4	-	-
Felonies, Miscellaneous	91	42	-
Misdemeanors, Miscellaneous	143	58	8
Subtotal	3999	1842	106
<u>NON-CRIMINAL</u>			
Persons Missing	277	-	6
Juvenile, Non-Criminal	3	-	59
Commitments	1	-	-
Miscellaneous, Non-Criminal	427	-	3
Suicide and Attempt	76	-	-
Mentally Ill	62	-	-
Accidents, Traffic	939	-	-
Accidents, Miscellaneous	28	-	-
Persons Dead	63	-	-
Subtotal	1876	-	68

ANTELOPE VALLEY STATION
OFFENSES BY REPORTING DISTRICT

Palmdale

	1110	1111	1112	1113	1114	1115	1116	1117	1118	1119
<u>PART I CRIME OFFENSES</u>										
Criminal Homicide	-	-	-	-	-	-	-	-	-	-
Forcible Rape	-	4	9	3	1	-	-	-	-	-
Robbery	-	20	38	24	4	-	-	-	-	-
Aggravated Assault	15	92	162	75	16	1	-	-	-	1
Burglary	21	157	255	123	52	2	-	1	-	1
Larceny Theft	24	275	383	194	66	3	-	-	-	-
Grand Theft Auto	13	88	111	53	25	2	-	1	-	2
Arson	1	2	4	2	1	-	-	-	-	-
Subtotal	74	638	962	474	165	8	-	2	-	4
<u>ALL OTHER OFFENSES</u>										
Forgery	1	6	13	7	1	-	-	-	-	1
Fraud and NSF Checks	-	4	752	47	1	-	-	-	-	-
Sex Offenses Felonies	3	8	12	8	6	1	-	-	-	-
Sex Offenses Misdemeanors	-	14	7	13	3	-	-	-	-	-
Assaults, Non-Aggravated	2	57	55	41	7	-	-	-	-	-
Weapon Laws	1	10	36	14	3	1	1	-	-	-
Offenses Against Family	1	-	-	-	-	-	-	-	-	-
Narcotics	5	31	99	50	12	3	-	-	-	1
Liquor Laws	-	5	20	1	1	-	-	-	-	-
Drunk-Alcohol/Drugs	1	8	21	14	-	1	-	-	-	-
Disorderly Conduct	3	20	34	17	11	-	-	-	-	-
Vagrancy	-	-	-	-	-	-	-	-	-	-
Gambling	-	-	-	-	-	-	-	-	-	-
Drunk Driving-Vehicle/Boat	8	44	174	77	87	6	2	-	-	-
Vehicle/Boating Laws	2	39	73	20	19	3	-	-	-	1
Vandalism	12	104	154	55	39	-	-	1	-	-
Warrants	-	1	1	2	-	-	-	-	-	-
Receiving Stolen Property	-	2	4	1	-	-	-	-	-	-
Federal Offenses W/O Money	-	1	1	-	-	-	-	-	-	-
Federal Offenses With Money	-	6	1	1	-	-	-	-	-	-
Felonies, Miscellaneous	-	14	26	10	6	1	-	-	-	-
Misdemeanors, Miscellaneous	5	20	29	8	8	2	-	-	-	-
Subtotal	44	394	1,512	386	204	18	3	1	-	3
<u>NON-CRIMINAL</u>										
Persons Missing	8	49	94	46	21	-	1	-	-	-
Juvenile, Non-Criminal	-	1	1	-	-	-	-	-	-	-
Commitments	-	-	-	-	-	-	-	-	-	-
Miscellaneous, Non-Criminal	5	50	91	36	17	2	-	-	-	-
Suicide and Attempt	-	14	23	14	2	-	-	-	-	-
Mentally Ill	-	3	14	4	4	-	-	-	-	-
Accidents, Traffic/Veh./Boat	21	88	151	47	53	15	4	1	-	1
Accidents, Miscellaneous	-	1	2	1	1	-	-	-	-	-
Persons Dead	2	4	6	2	-	-	-	-	-	-
Subtotal	36	210	382	150	98	17	5	1	-	1

ANTELOPE VALLEY STATION
OFFENSES BY REPORTING DISTRICT

	Palmdale						
	1140	1141	1142	1143	1144	1145	1146
<u>PART I CRIME OFFENSES</u>							
Criminal Homicide	-	-	-	-	-	-	-
Forcible Rape	-	-	-	-	1	-	-
Robbery	-	-	-	-	-	-	-
Aggravated Assault	-	4	2	-	2	7	-
Burglary	-	8	4	7	1	9	-
Larceny Theft	-	11	4	-	4	6	-
Grand Theft Auto	-	5	2	1	3	-	-
Arson	-	-	1	-	-	-	-
Subtotal	-	28	13	8	11	22	-
<u>ALL OTHER OFFENSES</u>							
Forgery	-	-	-	-	-	-	-
Fraud and NSF Checks	-	-	1	1	-	-	-
Sex Offenses Felonies	-	3	1	-	-	-	-
Sex Offenses Misdemeanors	-	-	-	-	-	-	-
Assaults, Non-Aggravated	-	1	1	-	1	-	-
Weapon Laws	-	1	-	-	-	-	-
Offenses Against Family	-	-	-	-	-	-	-
Narcotics	-	3	-	-	1	-	-
Liquor Laws	-	-	-	-	-	-	-
Drunk-Alcohol/Drugs	-	-	-	-	-	-	-
Disorderly Conduct	-	2	-	1	1	1	-
Vagrancy	-	-	-	-	-	-	-
Gambling	-	-	-	-	-	-	-
Drunk Driving-Vehicle/Boat	-	3	-	5	-	-	-
Vehicle/Boating Laws	-	2	1	2	-	1	1
Vandalism	-	6	3	2	4	2	1
Warrants	-	-	-	-	-	-	-
Receiving Stolen Property	-	-	-	-	-	-	-
Federal Offenses W/O Money	-	-	-	-	-	-	-
Federal Offenses With Money	-	-	-	-	-	-	-
Felonies, Miscellaneous	-	-	-	-	-	-	-
Misdemeanors, Miscellaneous	-	2	-	-	-	-	-
Subtotal	-	23	7	11	7	4	2
<u>NON-CRIMINAL</u>							
Persons Missing	-	8	1	2	3	4	-
Juvenile, Non-Criminal	-	1	-	-	-	-	-
Commitments	-	-	-	-	-	-	-
Miscellaneous, Non-Criminal	-	4	2	3	4	1	1
Suicide and Attempt	-	-	-	-	3	-	-
Mentally Ill	-	1	1	-	6	1	-
Accidents, Traffic/Veh./Boat	1	13	3	4	-	3	1
Accidents, Miscellaneous	-	-	-	-	-	-	-
Persons Dead	-	1	1	1	7	-	-
Subtotal	1	28	8	10	23	9	2

ANTELOPE VALLEY STATION
OFFENSES BY REPORTING DISTRICT

Lancaster

	1107	1120	1121	1122	1123	1124	1125	1126	1127	1128
<u>PART I CRIME OFFENSES</u>										
Criminal Homicide	-	-	1	1	-	-	-	-	-	-
Forcible Rape	1	-	1	3	1	3	2	7	5	-
Robbery	-	-	4	16	6	10	5	23	12	-
Aggravated Assault	-	2	64	54	32	32	24	55	51	-
Burglary	2	3	88	88	80	54	61	152	127	-
Larceny Theft	2	11	100	108	94	152	69	479	256	3
Grand Theft Auto	-	4	36	46	33	23	22	59	48	-
Arson	-	2	2	-	2	1	-	1	3	-
Subtotal	5	22	296	316	248	275	183	776	502	3
<u>ALL OTHER OFFENSES</u>										
Forgery	-	1	3	13	7	4	5	6	6	-
Fraud and NSF Checks	-	1	7	20	633	18	43	141	95	-
Sex Offenses Felonies	-	3	12	5	7	5	-	8	11	-
Sex Offenses Misdemeanors	-	-	1	4	10	-	2	9	7	-
Assaults, Non-Aggravated	-	-	31	24	14	11	12	36	34	-
Weapon Laws	-	-	11	15	8	9	3	11	10	-
Offenses Against Family	-	-	1	1	-	-	-	1	1	-
Narcotics	1	1	44	66	14	31	11	50	23	-
Liquor Laws	-	-	-	3	1	4	1	7	5	-
Drunk-Alcohol/Drugs	-	-	11	21	12	7	6	18	11	-
Disorderly Conduct	-	1	16	17	12	3	15	33	42	-
Vagrancy	-	-	-	1	-	-	-	-	-	-
Gambling	-	-	-	-	-	-	-	-	-	-
Drunk Driving-Vehicle/Boat	-	6	34	53	38	31	24	48	27	-
Vehicle/Boating Laws	-	2	25	43	28	17	18	41	30	-
Vandalism	-	4	60	66	27	29	48	92	112	-
Warrants	-	-	1	-	-	-	1	3	-	-
Receiving Stolen Property	-	-	4	3	-	3	1	3	4	-
Federal Offenses W/O Money	-	-	-	-	-	-	-	-	-	-
Federal Offenses With Money	-	-	1	-	1	-	-	1	-	-
Felonies, Miscellaneous	-	-	7	14	5	5	4	24	14	-
Misdemeanors, Miscellaneous	-	2	17	12	8	8	5	25	16	-
Subtotal	1	21	286	381	825	185	199	557	448	-
<u>NON-CRIMINAL</u>										
Persons Missing	1	3	34	18	12	11	7	35	43	1
Juvenile, Non-Criminal	-	-	1	1	-	-	-	-	-	-
Commitments	-	-	-	-	-	-	-	-	-	-
Miscellaneous, Non-Criminal	-	2	29	39	17	5	29	133	56	1
Suicide and Attempt	-	-	6	8	5	2	5	13	12	-
Mentally Ill	-	-	5	8	6	1	3	22	3	2
Accidents, Traffic/Veh./Boat	2	23	62	96	47	62	64	196	113	1
Accidents, Miscellaneous	-	-	2	1	1	-	1	1	1	-
Persons Dead	-	-	2	5	8	2	3	22	7	-
Subtotal	3	28	141	176	96	83	112	422	235	5

ANTELOPE VALLEY STATION
OFFENSES BY REPORTING DISTRICT

	Lancaster								
	1129	1130	1131	1132	1133	1134	1135	1136	1137
<u>PART I CRIME OFFENSES</u>									
Criminal Homicide	-	-	-	-	1	-	-	-	-
Forcible Rape	-	1	2	4	1	2	1	2	2
Robbery	-	-	2	6	3	6	3	-	-
Aggravated Assault	-	1	32	56	31	18	19	3	32
Burglary	4	2	60	111	48	22	41	8	48
Larceny Theft	4	2	106	162	86	29	94	2	59
Grand Theft Auto	2	-	25	46	22	17	31	1	18
Arson	-	-	-	2	-	-	3	1	-
Subtotal	10	6	227	387	192	94	192	17	159
<u>ALL OTHER OFFENSES</u>									
Forgery	-	-	2	8	1	-	-	-	-
Fraud and NSF Checks	-	-	3	83	2	1	7	3	1
Sex Offenses Felonies	-	-	13	6	5	3	4	-	5
Sex Offenses Misdemeanors	-	-	4	5	2	-	-	-	-
Assaults, Non-Aggravated	-	-	18	41	12	7	13	4	3
Weapon Laws	-	-	7	7	3	5	3	-	1
Offenses Against Family	-	-	-	-	-	-	1	-	-
Narcotics	-	1	16	40	15	4	6	3	7
Liquor Laws	-	-	1	1	2	1	1	-	1
Drunk-Alcohol/Drugs	-	-	13	10	2	2	2	-	4
Disorderly Conduct	1	1	11	16	18	3	24	3	14
Vagrancy	-	-	-	-	-	-	-	-	-
Gambling	-	-	-	-	-	-	-	-	-
Drunk Driving-Vehicle/Boat	1	-	19	41	29	20	14	4	6
Vehicle/Boating Laws	1	1	14	26	16	7	12	-	8
Vandalism	3	1	40	92	71	9	54	1	25
Warrants	-	-	-	2	1	-	-	-	-
Receiving Stolen Property	-	-	-	1	-	-	-	-	2
Federal Offenses W/O Money	-	-	-	-	-	-	-	-	-
Federal Offenses With Money	-	-	-	1	-	-	-	-	-
Felonies, Miscellaneous	-	-	6	6	1	1	3	-	1
Misdemeanors, Miscellaneous	-	-	10	11	10	4	8	-	7
Subtotal	6	4	177	397	190	67	152	18	85
<u>NON-CRIMINAL</u>									
Persons Missing	1	1	11	23	20	7	31	3	15
Juvenile, Non-Criminal	-	-	-	-	-	-	1	-	-
Commitments	-	-	-	-	1	-	-	-	-
Miscellaneous, Non-Criminal	-	-	24	35	21	4	14	1	17
Suicide and Attempt	-	-	3	10	2	4	2	2	2
Mentally Ill	-	-	-	2	3	1	4	-	2
Accidents, Traffic/Veh./Boat	1	-	31	93	47	17	52	5	27
Accidents, Miscellaneous	-	-	16	3	-	1	-	1	-
Persons Dead	-	-	2	5	1	2	-	2	2
Subtotal	2	1	87	171	95	36	104	14	65

ANTELOPE VALLEY STATION
OFFENSES BY REPORTING DISTRICT

Unincorporated

	1106	1108	1150	1151	1152	1153	1154	1155	1156	1157
<u>PART I CRIME OFFENSES</u>										
Criminal Homicide	-	-	-	-	-	-	-	-	-	-
Forcible Rape	-	-	-	-	1	-	-	-	-	-
Robbery	-	-	-	-	-	-	-	-	-	-
Aggravated Assault	-	-	3	1	-	7	-	1	-	1
Burglary	-	-	-	2	-	1	-	-	1	-
Larceny Theft	-	1	4	3	1	3	-	-	-	-
Grand Theft Auto	-	1	1	2	-	1	-	-	-	-
Arson	-	-	-	-	-	-	-	-	-	-
Subtotal	-	2	8	8	2	12	-	1	1	1
<u>ALL OTHER OFFENSES</u>										
Forgery	-	-	-	-	-	-	-	-	-	-
Fraud and NSF Checks	-	-	-	-	-	-	-	-	-	-
Sex Offenses Felonies	-	-	-	-	1	-	-	-	-	-
Sex Offenses Misdemeanors	-	-	-	1	-	-	-	-	-	-
Assaults, Non-Aggravated	-	-	-	-	-	3	-	-	-	-
Weapon Laws	-	-	-	-	-	-	-	-	-	-
Offenses Against Family	-	-	-	-	-	-	-	-	-	-
Narcotics	-	1	-	-	-	1	-	-	-	1
Liquor Laws	-	-	-	-	-	-	-	-	-	-
Drunk-Alcohol/Drugs	-	-	-	-	-	-	-	-	-	-
Disorderly Conduct	-	-	-	-	-	-	-	-	-	-
Vagrancy	-	-	-	-	-	-	-	-	-	-
Gambling	-	-	-	-	-	-	-	-	-	-
Drunk Driving-Vehicle/Boat	-	-	-	-	-	2	-	-	1	-
Vehicle/Boating Laws	-	-	-	-	1	-	-	-	-	-
Vandalism	-	1	-	2	-	-	1	-	1	1
Warrants	-	-	-	-	-	-	-	-	-	-
Receiving Stolen Property	-	-	-	-	-	-	-	-	-	-
Federal Offenses W/O Money	-	-	-	-	-	-	-	-	-	-
Federal Offenses With Money	-	-	-	-	-	-	-	-	-	-
Felonies, Miscellaneous	-	-	-	-	-	-	-	-	-	-
Misdemeanors, Miscellaneous	-	-	-	-	-	1	-	-	-	-
Subtotal	-	2	-	3	2	7	1	-	2	2
<u>NON-CRIMINAL</u>										
Persons Missing	-	-	-	1	-	1	-	-	-	1
Juvenile, Non-Criminal	-	-	-	-	-	-	-	-	-	-
Commitments	-	-	-	-	-	-	-	-	-	-
Miscellaneous, Non-Criminal	-	-	-	1	-	2	-	-	-	-
Suicide and Attempt	-	-	-	1	-	-	-	-	-	-
Mentally Ill	-	-	-	-	-	-	-	-	-	-
Accidents, Traffic/Veh./Boat	1	-	-	-	-	-	-	-	-	-
Accidents, Miscellaneous	-	-	-	-	-	1	-	-	-	-
Persons Dead	-	-	-	1	-	1	-	1	-	-
Subtotal	1	-	-	4	-	5	-	1	-	1

ANTELOPE VALLEY STATION
OFFENSES BY REPORTING DISTRICT

Unincorporated

	1158	1160	1161	1162	1163	1164	1165	1166	1167	1168
<u>PART I CRIME OFFENSES</u>										
Criminal Homicide	-	-	-	-	1	-	-	-	-	-
Forcible Rape	-	2	-	-	-	2	1	-	-	-
Robbery	-	-	-	-	-	2	-	-	-	-
Aggravated Assault	-	27	4	1	8	4	5	13	-	-
Burglary	-	46	11	9	29	18	18	18	1	-
Larceny Theft	1	51	10	8	17	14	8	11	-	2
Grand Theft Auto	-	14	2	5	8	7	2	3	-	1
Arson	-	-	-	-	-	1	1	-	-	-
Subtotal	1	140	27	23	63	48	35	45	1	3
<u>ALL OTHER OFFENSES</u>										
Forgery	-	4	-	-	-	-	1	-	-	-
Fraud and NSF Checks	-	2	2	1	-	-	-	1	-	-
Sex Offenses Felonies	-	3	1	1	1	1	-	2	-	1
Sex Offenses Misdemeanors	-	2	1	1	-	-	-	-	-	-
Assaults, Non-Aggravated	-	5	1	3	1	7	3	5	1	1
Weapon Laws	-	6	2	-	2	-	-	-	-	1
Offenses Against Family	-	-	-	-	-	-	-	-	-	-
Narcotics	-	4	1	3	3	4	-	4	-	-
Liquor Laws	-	3	-	-	2	-	-	1	-	-
Drunk-Alcohol/Drugs	-	3	-	-	-	-	-	-	-	-
Disorderly Conduct	-	3	1	-	6	4	2	2	-	-
Vagrancy	-	-	-	-	-	-	-	-	-	-
Gambling	-	-	-	-	-	-	-	-	-	-
Drunk Driving-Vehicle/Boat	-	4	2	3	8	3	-	1	-	-
Vehicle/Boating Laws	-	5	1	1	-	-	-	1	-	-
Vandalism	-	15	4	6	9	10	4	4	2	-
Warrants	-	-	-	-	-	-	-	-	-	-
Receiving Stolen Property	-	1	-	-	-	1	-	-	-	-
Federal Offenses W/O Money	-	1	-	-	-	-	-	-	-	-
Federal Offenses With Money	-	-	-	-	-	-	-	-	-	-
Felonies, Miscellaneous	-	2	-	-	-	-	1	1	-	-
Misdemeanors, Miscellaneous	-	7	2	1	2	1	4	3	-	-
Subtotal	-	70	18	20	34	31	15	25	3	3
<u>NON-CRIMINAL</u>										
Persons Missing	-	13	2	4	6	13	4	12	-	2
Juvenile, Non-Criminal	-	-	-	-	-	-	-	-	-	-
Commitments	-	-	-	-	-	-	-	-	-	-
Miscellaneous, Non-Criminal	-	21	2	2	2	1	4	7	-	1
Suicide and Attempt	-	3	-	-	1	2	-	-	-	-
Mentally Ill	-	2	-	-	-	-	-	-	-	-
Accidents, Traffic/Veh./Boat	-	-	-	-	-	-	-	-	-	-
Accidents, Miscellaneous	-	-	-	-	-	-	-	-	-	-
Persons Dead	-	4	1	-	-	-	-	-	-	-
Subtotal	-	43	5	6	9	16	8	19	-	3

ANTELOPE VALLEY STATION
OFFENSES BY REPORTING DISTRICT

Unincorporated

	1169	1170	1171	1172	1173	1174	1175	1176	1177
<u>PART I CRIME OFFENSES</u>									
Criminal Homicide	-	-	-	-	-	-	-	-	-
Forcible Rape	1	-	-	-	-	-	-	-	3
Robbery	-	-	-	1	-	-	-	-	7
Aggravated Assault	8	-	1	8	1	-	10	22	72
Burglary	20	-	10	32	2	-	18	33	106
Larceny Theft	5	-	5	13	7	-	18	15	27
Grand Theft Auto	-	-	3	7	1	-	9	13	14
Arson	-	-	3	4	-	-	1	-	6
Subtotal	34	-	22	65	11	-	56	83	235
<u>ALL OTHER OFFENSES</u>									
Forgery	-	-	1	-	-	-	-	-	-
Fraud and NSF Checks	6	-	-	-	-	-	-	3	1
Sex Offenses Felonies	-	-	1	1	-	-	2	-	3
Sex Offenses Misdemeanors	-	-	-	-	-	-	-	-	3
Assaults, Non-Aggravated	1	1	-	-	-	2	1	6	13
Weapon Laws	3	-	2	1	-	-	-	5	2
Offenses Against Family	1	-	-	-	-	-	-	-	-
Narcotics	5	2	4	3	-	-	2	6	23
Liquor Laws	1	-	2	-	-	-	-	-	5
Drunk-Alcohol/Drugs	2	-	-	-	-	-	1	1	5
Disorderly Conduct	2	-	-	3	-	-	2	1	8
Vagrancy	-	-	-	-	-	-	-	-	-
Gambling	-	-	-	-	-	-	-	-	-
Drunk Driving-Vehicle/Boat	3	-	-	1	-	-	-	-	12
Vehicle/Boating Laws	1	-	-	1	-	-	2	-	3
Vandalism	3	-	2	4	-	-	3	9	12
Warrants	-	-	-	-	-	-	-	-	-
Receiving Stolen Property	-	-	2	-	-	-	-	1	4
Federal Offenses W/O Money	-	-	-	-	-	-	-	-	-
Federal Offenses With Money	-	-	-	-	-	-	-	-	-
Felonies, Miscellaneous	-	-	-	2	-	-	1	2	2
Misdemeanors, Miscellaneous	-	-	1	2	-	-	6	2	4
Subtotal	28	3	15	18	-	2	20	36	100
<u>NON-CRIMINAL</u>									
Persons Missing	9	1	2	7	-	-	12	7	25
Juvenile, Non-Criminal	-	-	-	-	-	-	-	-	2
Commitments	-	-	-	-	-	-	-	-	-
Miscellaneous, Non-Criminal	1	-	3	5	-	-	6	7	17
Suicide and Attempt	1	-	2	1	-	-	2	-	1
Mentally Ill	1	-	-	2	-	-	-	-	8
Accidents, Traffic/Veh./Boat	-	-	-	-	-	-	-	-	-
Accidents, Miscellaneous	-	-	-	-	-	-	-	-	-
Persons Dead	1	-	3	1	-	-	1	3	6
Subtotal	13	1	10	16	-	-	21	17	59

ANTELOPE VALLEY STATION
OFFENSES BY REPORTING DISTRICT

	Unincorporated								
	1178	1179	1180	1181	1182	1183	1184	1185	1186
<u>PART I CRIME OFFENSES</u>									
Criminal Homicide	-	-	-	-	-	-	-	-	-
Forcible Rape	-	-	-	2	1	1	-	-	-
Robbery	1	-	-	-	6	-	-	-	1
Aggravated Assault	2	1	-	2	37	2	-	-	3
Burglary	11	1	-	12	71	3	2	-	3
Larceny Theft	5	5	1	14	83	7	1	-	8
Grand Theft Auto	-	1	-	2	15	3	-	-	1
Arson	1	-	-	1	2	1	-	-	-
Subtotal	20	8	1	33	215	17	3	-	16
<u>ALL OTHER OFFENSES</u>									
Forgery	-	-	-	-	4	1	-	-	-
Fraud and NSF Checks	-	-	-	-	14	-	-	-	-
Sex Offenses Felonies	-	4	-	1	4	-	-	-	-
Sex Offenses Misdemeanors	-	-	-	-	6	-	-	-	-
Assaults, Non-Aggravated	-	-	-	1	21	2	-	-	-
Weapon Laws	1	-	-	2	10	1	2	-	-
Offenses Against Family	-	-	-	-	-	-	-	-	-
Narcotics	2	-	-	7	50	3	-	-	-
Liquor Laws	-	-	-	3	3	-	-	-	-
Drunk-Alcohol/Drugs	-	2	-	-	5	1	-	-	-
Disorderly Conduct	2	-	-	2	15	3	-	-	-
Vagrancy	-	-	-	-	-	-	-	-	-
Gambling	-	-	-	-	-	-	-	-	-
Drunk Driving-Vehicle/Boat	2	-	-	-	12	-	-	-	-
Vehicle/Boating Laws	-	-	-	1	3	-	-	-	-
Vandalism	-	2	-	4	30	1	-	-	3
Warrants	-	-	-	-	1	1	-	-	-
Receiving Stolen Property	-	-	-	-	1	-	-	-	-
Federal Offenses W/O Money	-	-	-	-	-	-	-	-	-
Federal Offenses With Money	-	-	-	-	-	-	-	-	-
Felonies, Miscellaneous	3	-	-	1	8	1	-	-	1
Misdemeanors, Miscellaneous	1	1	-	4	12	1	-	-	-
Subtotal	11	9	-	26	199	15	2	-	4
<u>NON-CRIMINAL</u>									
Persons Missing	-	4	-	4	24	4	1	-	3
Juvenile, Non-Criminal	-	-	-	1	-	-	-	-	-
Commitments	-	-	-	-	-	-	-	-	-
Miscellaneous, Non-Criminal	2	2	-	5	19	3	1	-	3
Suicide and Attempt	-	-	-	3	2	-	-	-	-
Mentally Ill	1	-	-	2	5	-	-	-	1
Accidents, Traffic/Veh./Boat	-	-	-	-	-	-	-	-	-
Accidents, Miscellaneous	-	-	-	-	1	1	2	-	-
Persons Dead	-	1	-	2	2	2	-	-	-
Subtotal	3	7	-	17	53	10	4	-	7

ANTELOPE VALLEY STATION
OFFENSES BY REPORTING DISTRICT

	Unincorporated								
	1187	1188	1189	1190	1191	1193	1194	1195	1196
<u>PART I CRIME OFFENSES</u>									
Criminal Homicide	-	-	-	-	-	-	-	-	-
Forcible Rape	1	-	-	1	-	-	3	1	1
Robbery	-	-	1	2	-	-	1	1	-
Aggravated Assault	5	2	4	9	15	2	11	9	4
Burglary	10	8	7	19	23	1	31	17	2
Larceny Theft	12	6	3	13	19	2	16	19	4
Grand Theft Auto	6	4	1	10	7	1	7	2	1
Arson	-	1	2	-	1	-	3	-	-
Subtotal	34	21	18	54	65	6	72	49	12
<u>ALL OTHER OFFENSES</u>									
Forgery	-	-	1	1	-	-	-	-	-
Fraud And NSF Checks	1	-	-	-	-	-	1	-	-
Sex Offenses Felonies	1	2	2	6	3	-	-	-	3
Sex Offenses Misdemeanors	-	-	1	3	-	-	-	1	-
Assaults, Non-Aggravated	2	2	5	6	3	-	3	7	-
Weapon Laws	-	1	-	6	-	-	6	-	-
Offenses Against Family	-	-	-	-	-	-	-	-	-
Narcotics	1	2	1	20	4	1	8	2	-
Liquor Laws	3	-	-	1	-	-	-	-	-
Drunk-Alcohol/Drugs	1	-	1	1	1	-	-	2	-
Disorderly Conduct	2	-	1	8	7	1	6	2	-
Vagrancy	-	-	-	-	-	-	-	-	-
Gambling	-	-	-	-	-	-	-	-	-
Drunk Driving-Vehicle/Boat	-	-	1	5	1	1	5	1	-
Vehicle/Boating Laws	-	-	1	-	-	-	-	1	-
Vandalism	4	5	5	7	8	2	9	3	2
Warrants	-	-	1	-	-	-	1	-	-
Receiving Stolen Property	-	-	1	-	-	-	2	1	-
Federal Offenses W/O Money	-	-	-	-	-	-	-	1	-
Federal Offenses With Money	-	-	-	-	-	-	-	-	-
Felonies, Miscellaneous	1	1	1	3	-	-	4	-	-
Misdemeanors, Miscellaneous	2	2	2	3	4	-	3	2	-
Subtotal	18	15	24	70	31	5	48	23	5
<u>NON-CRIMINAL</u>									
Persons Missing	78	7	7	10	7	2	3	4	1
Juvenile, Non-Criminal	-	1	-	-	-	-	-	-	-
Commitments	-	-	-	-	-	-	-	-	-
Miscellaneous, Non-Criminal	3	3	2	7	5	1	4	2	2
Suicide and Attempt	-	1	1	2	1	-	1	-	-
Mentally Ill	1	-	-	1	5	1	1	-	-
Accidents, Traffic/Veh./Boat	-	-	-	-	-	-	-	-	-
Accidents, Miscellaneous	1	3	-	-	1	-	-	-	-
Persons Dead	2	-	-	1	1	-	1	1	1
Subtotal	85	15	10	21	20	4	10	7	4

ANTELOPE VALLEY STATION
OFFENSES BY REPORTING DISTRICT

Unincorporated

	<u>1197</u>	<u>1198</u>
<u>PART I CRIME OFFENSES</u>		
Criminal Homicide	2	-
Forcible Rape	4	-
Robbery	1	1
Aggravated Assault	48	13
Burglary	73	8
Larceny Theft	54	5
Grand Theft Auto	23	1
Arson	2	1
Subtotal	207	29
 <u>ALL OTHER OFFENSES</u>		
Forgery	1	-
Fraud And NSF Checks	1	-
Sex Offenses Felonies	9	1
Sex Offenses Misdemeanors	5	-
Assaults, Non-Aggravated	15	2
Weapon Laws	8	3
Offenses Against Family	1	-
Narcotics	8	8
Liquor Laws	-	-
Drunk-Alcohol/Drugs	4	-
Disorderly Conduct	7	3
Vagrancy	-	-
Gambling	-	-
Drunk Driving-Vehicle/Boat	1	7
Vehicle/Boating Laws	1	2
Vandalism	41	3
Warrants	1	-
Receiving Stolen Property	3	-
Federal Offenses W/O Money	-	-
Federal Offenses With Money	-	-
Felonies, Miscellaneous	5	-
Misdemeanors, Miscellaneous	4	2
Subtotal	115	31
 <u>NON-CRIMINAL</u>		
Persons Missing	57	-
Juvenile, Non-Criminal	1	-
Commitments	-	-
Miscellaneous, Non-Criminal	35	9
Suicide and Attempt	3	-
Mentally Ill	6	-
Accidents, Traffic/Veh./Boat	1	-
Accidents, Miscellaneous	1	-
Persons Dead	4	1
Subtotal	108	10

ANTELOPE VALLEY STATION

PART I OFFENSES CLEARED

ACTUAL KNOWN OFFENSES	STATION TOTAL	UNINC.	PALMDALE	LANCASTER
TOTAL PART I OFFENSES	8,166	1,853	2,405	3,908
Number Cleared	1,830	389	502	939
Percent Cleared	22.4	21.0	20.9	24.0
CRIMINAL HOMICIDE	6	3	-	3
Number Cleared	6	3	-	3
Percent Cleared	100.0	100.0	-	100.0
FORCIBLE RAPE	82	26	18	38
Number Cleared	46	16	8	22
Percent Cleared	56.1	61.5	44.4	57.9
ROBBERY	209	27	86	96
Number Cleared	96	10	48	38
Percent Cleared	45.9	37.0	55.9	39.6
AGGRAVATED ASSAULT	1,257	374	377	506
Number Cleared	551	164	150	237
Percent Cleared	43.8	43.9	39.8	46.8
BURGLARY	2,334	696	640	998
Number Cleared	366	101	90	175
Percent Cleared	15.7	14.5	14.1	17.5
LARCENY THEFT	3,296	511	968	1,817
Number Cleared	658	62	177	419
Percent Cleared	20.0	12.1	18.3	23.1
GRAND THEFT AUTO	923	185	305	433
Number Cleared	95	27	25	43
Percent Cleared	10.3	14.6	8.2	10.0
ARSON	59	31	11	17
Number Cleared	12	6	4	2
Percent Cleared	20.3	19.4	36.4	11.8

STOLEN AND RECOVERED PROPERTY

	AMOUNT STOLEN	AMOUNT RECOVERED	PERCENT
TOTAL	\$9,302,050	\$2,862,917	30.8
Homicide	33	-	-
Rape	3,642	90	2.5
Robbery	359,760	42,489	11.8
Burglary	2,498,398	226,478	9.1
Larceny Theft	2,037,735	131,754	6.5
Auto Theft	4,402,482	2,462,106	55.9

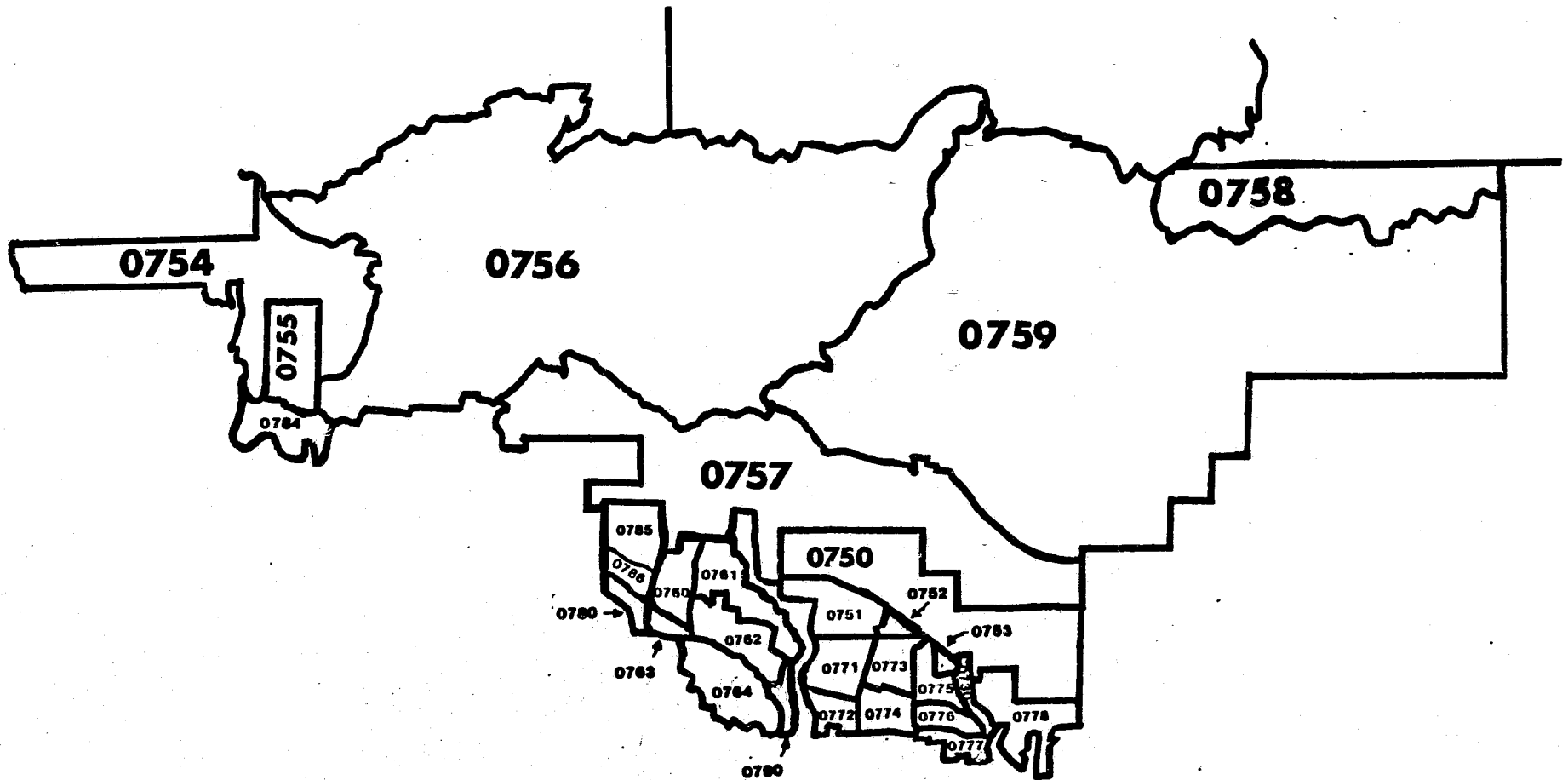
ANTELOPE VALLEY STATION

TRAFFIC ACCIDENT AND ENFORCEMENT SUMMARY

	TRAFFIC ACCIDENTS	
	<u>1987-88</u>	<u>1986-87</u>
<u>STATION TOTAL</u>		
Total	1,992	1,296
Fatality	13	11
Injury	963	824
Non-Injury	1,016	461
<u>PALMDALE</u>		
Total	627	408
Fatality	5	5
Injury	312	268
Non-Injury	310	135
<u>LANCASTER</u>		
Total	1,365	888
Fatality	8	6
Injury	651	556
Non-Injury	706	326

REPORTING DISTRICTS

CRESCENTA VALLEY / ALTADENA



CRESCENTA VALLEY/ALTADENA STATION

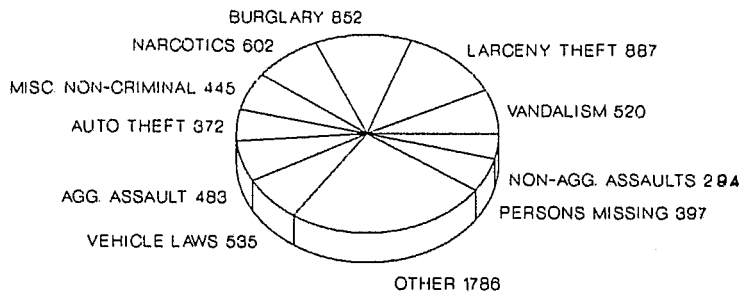
SYNOPSIS

	FISCAL YEAR	FISCAL YEAR	PERCENT CHANGE	CRIME RATE PER 10,000 POP.	
	1987-88	1986-87		1987-88	1986-87
<u>TOTAL CASES HANDLED</u>	7,173	7,572	- 5		
<u>PART I OFFENSES</u>	2,807	2,723	+ 3	331.41	324.98
Criminal Homicide	8	7	+ 14	.94	.84
Forcible Rape	35	38	- 8	4.13	4.54
Robbery	136	95	+ 43	16.06	11.34
Aggravated Assault	483	469	+ 3	57.03	55.97
Burglary	852	932	- 0	100.59	111.23
Larceny Theft	887	881	+ 1	104.73	105.14
Grand Theft Auto	372	276	+ 35	43.92	32.94
Arson	34	25	+ 36	4.01	2.98
<u>PART II OFFENSES</u>	3,184	3,682	- 14	375.92	439.43
Non-Criminal Cases	1,182	1,167	+ 1		
<u>TOTAL ARRESTS</u>	3,160	4,409	- 28		
Adult Arrests	2,707	3,798	- 29		
Juvenile Arrests	453	611	- 26		
<u>TOTAL CASE ASSIGNMENTS</u>	4,637	4,732	- 2		
Adult Detectives	4,637	4,732	- 2		
Juvenile Detectives	-	-			
<u>STOLEN AND RECOVERED PROPERTY</u>					
Amount Stolen	3,167,843	2,566,285	+ 23		
Amount Recovered	719,544	554,583	+ 30		
Percent Recovered	22.7	21.6	-		
<u>TRAFFIC ACCIDENTS</u>	92	115	- 20		

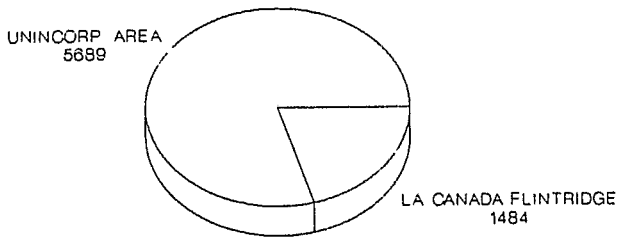
	AREA IN SQUARE MILES	POPULATION 1987-88	CRIME RATE PER 10,000 POP.		PERCENT CHANGE
			PART I OFFENSES		
			1987-88	1986-87	
Total Area	272.69	84,698	331.41	324.98	+ 2
Unincorporated Area	264.08	64,259	362.91	355.30	+ 2
La Canada-Flintridge	8.61	20,439	232.40	230.98	+ 1

CRESCENTA/ALTADENA STATION

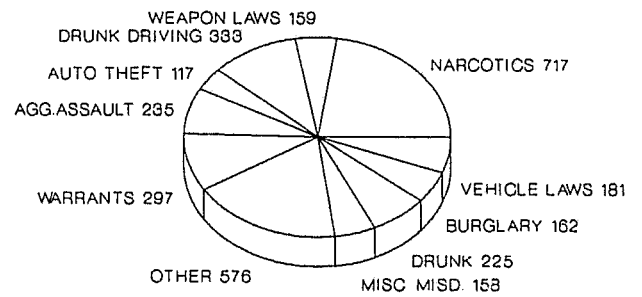
MOST FREQUENT CASES HANDLED



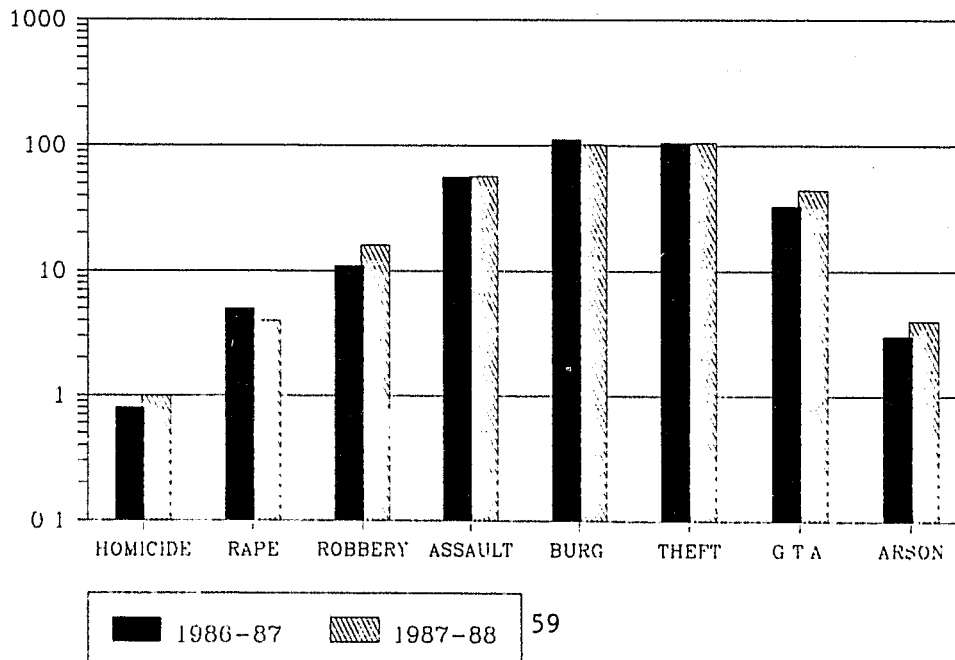
CASES HANDLED BY LOCATION



MOST FREQUENT ARRESTS



CRIME RATE RATE PER 10,000 POPULATION



CRESCENTA VALLEY / ALTADENA STATION

	CASES AND ARRESTS			CASE ASSIGNMENTS	
	CASES HANDLED	ADULTS ARRESTED	JUVENILES ARRESTED	ADULT	JUVENILE
FISCAL YEAR 1987-88	7,173	2,707	453	4,637	-
FISCAL YEAR 1986-87	7,572	3,798	611	4,732	-
FISCAL YEAR 1985-86	7,667	4,107	634	4,855	1
% CHANGE LAST TWO YEARS	- 5	- 29	- 26	- 2	-
<u>PART I CRIME OFFENSES</u>					
Criminal Homicide	8	6	-	5	-
Forcible Rape	35	16	4	34	-
Robbery	136	41	15	129	-
Aggravated Assault	483	216	19	419	-
Burglary	852	113	49	830	-
Larceny Theft	887	64	38	834	-
Grand Theft Auto	372	77	40	360	-
Arson	34	4	4	6	-
Subtotal	2,807	537	169	2,617	-
<u>ALL OTHER OFFENSES</u>					
Forgery	22	2	1	8	-
Fraud and NSF Checks	72	8	-	63	-
Sex Offenses Felony	45	19	4	33	-
Sex Offenses Misdemeanors	32	2	1	28	-
Assaults, Non-Aggravated	294	100	15	151	-
Weapon Laws	162	141	18	92	-
Offenses Against Family	5	3	-	5	-
Narcotics	602	634	83	76	-
Liquor Laws	24	16	6	7	-
Drunk-Alcohol/Drug	188	216	9	18	-
Disorderly Conduct	110	28	7	86	-
Vagrancy	5	6	4	1	-
Gambling	-	7	-	-	-
Drunk Driving-Vehicle/Boat	279	322	11	18	-
Vehicle/Boating Laws	535	161	20	104	-
Vandalism	520	16	16	464	-
Warrants	10	296	1	4	-
Receiving Stolen Property	20	31	20	20	-
Federal Offenses W/O Money	2	2	-	2	-
Federal Offenses With Money	6	-	-	6	-
Felonies, Miscellaneous	83	24	6	73	-
Misdemeanors, Miscellaneous	168	136	22	71	-
Subtotal	3,184	2,170	244	1,330	-
<u>NON-CRIMINAL</u>					
Persons Missing	397	-	3	319	-
Juvenile, Non-Criminal	11	-	32	8	-
Commitments	-	-	-	-	-
Miscellaneous, Non-Criminal	445	-	5	308	-
Suicide and Attempt	45	-	-	35	-
Mentally Ill	38	-	-	8	-
Accidents, Traffic/Veh./Boat	186	-	-	4	-
Accidents, Miscellaneous	9	-	-	5	-
Persons Dead	51	-	-	3	-
Subtotal	1,182	-	40	690	-

C R E S C E N T A V A L L E Y / A L T A D E N A S T A T I O N

	Crescenta Valley/Altadena-Uninc.			La Canada/Flintridge		
	CASES	ADULTS	JUVENILES	CASES	ADULTS	JUVENILES
	HANDLED	ARRESTED	ARRESTED	HANDLED	ARRESTED	ARRESTED
FISCAL YEAR 1987-88	5,689	2,356	403	1,484	351	50
FISCAL YEAR 1986-87	6,134	4,946	522	1,438	481	89
FISCAL YEAR 1985-86	6,225	5,308	522	1,442	578	112
% CHANGE LAST TWO YEARS	- 7	- 52	- 23	+ 3	- 27	- 44

PART I CRIME OFFENSES

Criminal Homicide	8	5	-	-	1	-
Forcible Rape	35	15	4	-	1	-
Robbery	123	36	13	13	5	2
Aggravated Assault	437	197	17	46	19	2
Burglary	692	91	48	160	22	1
Larceny Theft	678	51	35	209	13	3
Grand Theft Auto	329	65	39	43	12	1
Arson	30	4	4	4	-	-
Subtotal	2,332	464	160	475	73	9

ALL OTHER OFFENSES

Forgery	20	2	1	2	-	-
Fraud and NSF Checks	23	7	-	49	1	-
Sex Offenses Felony	38	17	4	7	2	-
Sex Offenses Misdemeanors	27	2	1	5	-	-
Assaults, Non-Aggravated	259	89	13	35	11	2
Weapon Laws	137	120	15	25	21	3
Offenses Against Family	4	3	-	1	-	-
Narcotics	539	588	72	63	46	11
Liquor Laws	14	5	6	10	11	-
Drunk-Alcohol/Drugs	170	196	8	18	20	1
Disorderly Conduct	77	25	4	33	3	3
Vagrancy	5	5	3	-	1	1
Gambling	-	7	-	-	-	-
Drunk Driving-Vehicle/Boat	205	249	3	74	73	8
Vehicle/Boating Laws	394	124	16	141	37	4
Malicious Mischief	342	13	13	178	3	3
Warrants	6	259	1	4	37	-
Receiving Stolen Property	20	31	20	-	-	-
Federal Offenses W/O Money	2	2	-	-	-	-
Federal Offenses With Money	4	-	-	2	-	-
Felonies, Miscellaneous	72	23	6	11	1	-
Misdemeanors, Miscellaneous	138	125	22	30	11	-
Subtotal	2,496	1,892	208	688	278	36

NON-CRIMINAL

Persons Missing	377	-	2	20	-	1
Juvenile, Non-Criminal	9	-	28	2	-	4
Commitments	-	-	-	-	-	-
Miscellaneous, Non-Criminal	351	-	5	94	-	-
Suicide and Attempt	36	-	-	9	-	-
Mentally Ill	30	-	-	8	-	-
Accidents, Traffic/Veh./Boat	4	-	-	182	-	-
Accidents, Miscellaneous	8	-	-	1	-	-
Persons Dead	46	-	-	5	-	-
Subtotal	861	-	35	321	-	5

CRESCENTA VALLEY/ALTADENA STATION
OFFENSES BY REPORTING DISTRICT

La Canada/Flintridge

Unincorporated

0760 0761 0762 0763 0764 0757 0758 0759 0730 0750

PART I CRIME OFFENSES

Criminal Homicide	-	-	-	-	-	-	-	-	-	-
Forcible Rape	-	-	-	-	-	-	-	-	-	-
Robbery	2	5	2	-	4	2	-	-	-	-
Aggravated Assault	7	3	15	3	18	4	-	2	3	-
Burglary	31	25	50	9	45	2	-	4	2	-
Larceny Theft	28	24	72	13	72	6	2	8	6	-
Grand Theft Auto	5	5	15	6	12	3	-	2	-	-
Arson	2	-	1	-	1	1	-	-	-	-
Subtotal	75	62	155	31	152	18	2	16	11	-

ALL OTHER OFFENSES

Forgery	-	-	2	-	-	-	-	-	-	-
Fraud and NSF Checks	5	2	36	1	5	-	-	-	-	-
Sex Offenses Felony	5	-	-	-	2	1	-	-	-	-
Sex Offenses Misdemeanors	2	-	3	-	-	1	-	3	-	-
Assaults, Non-Aggravated	9	5	11	-	10	1	-	1	-	-
Weapon Laws	3	5	7	2	8	4	-	7	-	1
Offenses Against Family	-	-	1	-	-	-	-	-	-	-
Narcotics	7	18	19	1	18	27	4	1	1	1
Liquor Laws	1	2	3	-	4	-	-	1	-	-
Drunk-Alcohol/Drugs	2	5	5	1	5	3	1	3	-	-
Disorderly Conduct	14	8	3	1	7	-	-	-	-	1
Vagrancy	-	-	-	-	-	-	-	-	-	-
Gambling	-	-	-	-	-	-	-	-	-	-
Drunk Driving-Vehicle Boat	17	16	12	10	19	3	-	1	-	-
Vehicle/Boating Laws	34	18	37	7	45	8	-	2	-	-
Vandalism	31	28	40	1	78	2	-	-	-	2
Warrants	-	-	-	1	3	-	-	-	-	-
Receiving Stolen Property	-	-	-	-	-	-	-	1	-	-
Federal Offenses W/O Money	-	-	-	-	-	-	-	-	-	-
Federal Offenses With Money	-	1	-	-	1	-	-	-	-	-
Felonies, Miscellaneous	3	1	3	1	3	1	-	1	-	-
Misdemeanors, Miscellaneous	5	6	5	1	13	2	-	1	1	1
Subtotal	138	115	187	27	221	53	1	25	2	6

NON-CRIMINAL

Persons Missing	4	6	2	1	7	8	1	10	1	2
Juvenile, Non-Criminal	-	-	1	-	1	-	-	-	-	-
Commitments	-	-	-	-	-	-	-	-	-	-
Miscellaneous, Non-Criminal	26	17	23	3	25	2	-	2	1	1
Suicide and Attempt	1	1	2	-	5	-	-	1	1	-
Mentally Ill	1	3	1	-	3	1	-	-	1	-
Accidents, Traffic/Veh./Boat	27	16	54	11	74	1	-	-	-	-
Accidents, Miscellaneous	-	-	1	-	-	-	1	2	-	-
Persons Dead	1	-	-	-	4	1	-	3	-	1
Subtotal	60	43	84	15	119	13	2	18	4	4

CRESCENTA VALLEY/ALTADENA STATION
OFFENSES BY REPORTING DISTRICT

	Unincorporated									
	0751	0752	0753	0754	0755	0756	0771	0772	0773	0774
<u>PART I CRIME OFFENSES</u>										
Criminal Homicide	-	-	-	-	-	-	2	4	-	1
Forcible Rape	1	-	-	1	3	2	9	9	4	2
Robbery	1	-	-	-	-	1	37	31	12	11
Aggravated Assault	6	-	-	6	3	6	97	125	34	57
Burglary	6	-	-	5	3	2	102	89	87	80
Larceny Theft	8	1	1	2	-	8	89	81	63	70
Grand Theft Auto	5	1	-	4	1	3	51	60	37	28
Arson	-	-	-	3	1	4	5	7	2	1
Subtotal	27	2	1	21	11	26	392	406	239	250
<u>ALL OTHER OFFENSES</u>										
Forgery	-	-	-	-	-	1	-	5	-	2
Fraud and NSF Checks	-	-	-	-	-	-	1	4	-	2
Sex Offenses Felony	-	-	-	-	3	1	10	4	2	6
Sex Offenses Misdemeanors	-	-	-	2	-	1	-	1	2	-
Assaults, Non-Aggravated	-	-	-	1	-	6	49	75	22	30
Weapon Laws	1	-	-	11	2	21	18	29	6	12
Offenses Against Family	-	-	-	-	-	-	1	1	1	1
Narcotics	4	2	-	34	20	24	143	136	19	52
Liquor Laws	-	-	-	-	-	-	4	2	-	-
Drunk-Alcohol/Drugs	1	-	-	1	-	5	25	52	13	21
Disorderly Conduct	2	-	-	-	-	2	3	7	13	6
Vagrancy	-	-	-	-	-	-	-	-	1	1
Gambling	-	-	-	-	-	-	-	-	-	-
Drunk Driving-Vehicle/Boat	3	1	-	-	1	2	18	71	8	38
Vehicle/Boating Laws	1	-	-	4	6	7	69	103	38	60
Vandalism	3	1	-	2	1	2	49	43	27	27
Warrants	-	-	-	1	-	-	2	-	-	-
Receiving Stolen Property	-	-	-	5	-	1	3	3	-	1
Federal Offenses W/O Money	-	-	-	-	-	1	-	-	-	-
Federal Offenses With Money	-	-	-	-	-	-	1	1	1	-
Felonies, Miscellaneous	1	1	-	-	1	-	12	10	11	11
Misdemeanors, Miscellaneous	-	-	-	-	-	3	38	22	9	16
Subtotal	16	5	-	61	34	77	446	569	173	286
<u>NON-CRIMINAL</u>										
Persons Missing	11	3	-	6	2	30	85	50	33	33
Juvenile, Non-Criminal	-	-	-	-	-	-	2	-	2	4
Commitments	-	-	-	-	-	-	-	-	-	-
Miscellaneous, Non-Criminal	3	-	-	4	4	11	56	42	29	32
Suicide and Attempt	1	-	-	1	2	-	1	3	5	4
Mentally Ill	-	-	-	-	-	-	6	3	6	1
Accidents, Traffic/Veh./Boat	-	-	-	-	-	-	-	-	1	1
Accidents, Miscellaneous	-	-	-	2	-	-	1	-	1	-
Persons Dead	1	1	-	-	-	2	5	2	6	5
Subtotal	16	4	-	13	8	43	156	100	83	80

CRESCENTA VALLEY/ ALTADENA STATION
OFFENSES BY REPORTING DISTRICT

	Unincorporated								
	0775	0776	0777	0778	0780	0784	0785	0786	0790
<u>PART I CRIME OFFENSES</u>									
Criminal Homicide	1	-	-	-	-	-	-	-	-
Forcible Rape	-	1	-	1	1	-	-	-	1
Robbery	6	5	6	-	3	-	1	7	-
Aggravated Assault	15	10	11	2	32	2	8	12	1
Burglary	76	45	53	4	74	2	16	39	-
Larceny Theft	66	55	67	9	68	1	17	44	3
Grand Theft Auto	27	17	30	-	33	1	6	19	1
Arson	2	1	1	-	1	-	1	-	-
Subtotal	193	134	168	16	212	6	49	121	6
<u>ALL OTHER OFFENSES</u>									
Forgery	4	2	1	-	2	-	-	3	-
Fraud and NSF Checks	-	3	2	-	8	-	-	3	-
Sex Offenses Felony	2	1	2	-	4	-	-	-	-
Sex Offenses Misdemeanors	1	-	3	-	7	-	-	6	-
Assaults, Non-Aggravated	11	10	12	3	19	-	4	14	-
Weapon Laws	1	1	1	1	11	1	1	7	-
Offenses Against Family	-	-	-	-	-	-	-	-	-
Narcotics	6	2	5	1	27	7	3	16	3
Liquor Laws	-	-	-	-	5	-	1	1	-
Drunk-Alcohol/Drugs	6	7	7	-	12	1	2	10	-
Disorderly Conduct	4	5	6	-	13	-	8	7	-
Vagrancy	1	1	1	-	-	-	-	-	-
Gambling	-	-	-	-	-	-	-	-	-
Drunk Driving-Vehicle/Boat	8	2	4	-	32	1	-	11	-
Vehicle/Boating Laws	7	11	12	-	38	1	6	21	-
Vandalism	14	15	18	3	31	1	62	39	-
Warrants	1	-	-	-	-	-	-	2	-
Receiving Stolen Property	-	-	2	-	3	-	-	1	-
Federal Offenses W/O Money	1	-	-	-	-	-	-	-	-
Federal Offenses With Money	1	-	-	-	-	-	-	-	-
Felonies, Miscellaneous	4	3	-	-	7	-	3	5	-
Misdemeanors, Miscellaneous	7	6	5	1	17	-	4	5	-
Subtotal	79	69	81	9	236	12	94	151	4
<u>NON-CRIMINAL</u>									
Persons Missing	27	8	21	-	30	-	4	12	-
Juvenile, Non-Criminal	-	-	-	-	1	-	-	-	-
Commitments	-	-	-	-	-	-	-	-	-
Miscellaneous, Non-Criminal	24	19	20	3	34	1	20	29	2
Suicide and Attempt	4	3	3	3	1	-	1	1	-
Mentally Ill	4	1	3	-	2	-	1	1	-
Accidents, Traffic/Veh./Boat	-	-	-	-	1	-	-	-	-
Accidents, Miscellaneous	-	-	1	-	-	-	-	-	-
Persons Dead	6	1	6	-	1	1	2	1	-
Subtotal	65	32	54	6	70	2	28	44	2

C R E S C E N T A V A L L E Y / A L T A D E N A S T A T I O N

PART I OFFENSES CLEARED

ACTUAL KNOWN OFFENSES	STATION TOTAL	UNINCORPORATED	LA CANADA/ FLINTRIDGE
TOTAL PART I OFFENSES	2,806	2,331	475
Number Cleared	459	351	108
Percent Cleared	16.4	15.1	22.7
CRIMINAL HOMICIDE	8	8	-
Number Cleared	3	3	-
Percent Cleared	37.5	37.5	-
FORCIBLE RAPE	35	35	-
Number Cleared	11	11	-
Percent Cleared	31.4	31.4	-
ROBBERY	136	123	13
Number Cleared	44	38	6
Percent Cleared	32.4	30.9	46.2
AGGRAVATED ASSAULT	483	437	46
Number Cleared	125	100	25
Percent Cleared	25.9	22.9	54.3
BURGLARY	852	692	160
Number Cleared	132	89	43
Percent Cleared	15.5	12.9	26.9
LARCENY THEFT	886	677	209
Number Cleared	84	61	23
Percent Cleared	9.5	9.0	11.0
GRAND THEFT AUTO	372	329	43
Number Cleared	55	44	11
Percent Cleared	14.8	13.4	25.6
ARSON	34	30	4
Number Cleared	5	5	-
Percent Cleared	14.7	16.7	-

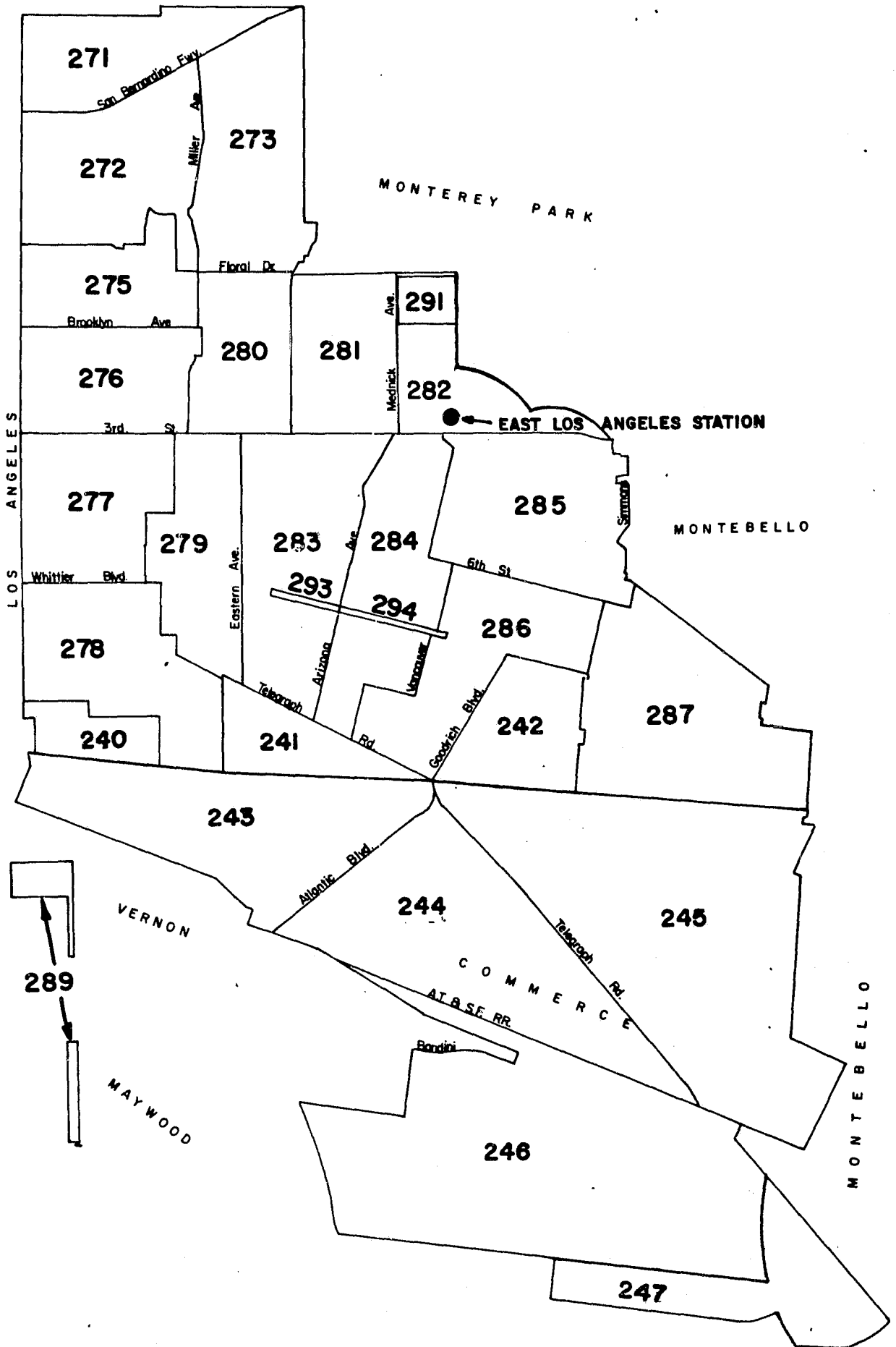
STOLEN AND RECOVERED PROPERTY

	AMOUNT STOLEN	AMOUNT RECOVERED	PERCENT
TOTAL	\$3,167,843	\$719,544	22.7
Homicide	-	-	-
Rape	1,222	1,159	94.8
Robbery	106,832	43,808	41.0
Burglary	929,444	74,078	8.0
Larceny Theft	502,561	22,019	4.4
Auto Theft	1,627,784	578,480	35.5

C R E S C E N T A V A L L E Y / A L T A D E N A S T A T I O N

TRAFFIC ACCIDENT AND ENFORCEMENT SUMMARY

<u>STATION TOTAL</u>	TRAFFIC ACCIDENTS	
	<u>1987-88</u>	<u>1986-87</u>
Total	92	115
Fatality	-	1
Injury	36	74
Non-Injury	56	40
 <u>LA CANADA-FLINTRIDGE</u>		
Total	92	115
Fatality	-	1
Injury	36	74
Non-Injury	56	40



EAST LOS ANGELES AREA

EAST LOS ANGELES STATION

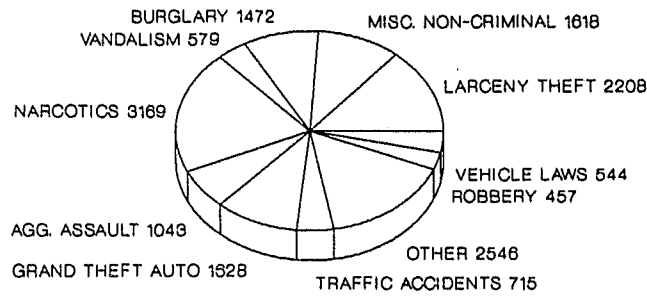
SYNOPSIS

	FISCAL YEAR	FISCAL YEAR	PERCENT CHANGE	CRIME RATE PER 10,000 POP.	
	1987-88	1986-87		1987-88	1986-87
<u>TOTAL CASES HANDLED</u>	15,979	15,322	+ 4		
PART I OFFENSES	6,931	7,196	- 4	561.67	533.42
Criminal Homicide	17	27	- 37	1.38	2.00
Forcible Rape	36	49	- 27	2.92	3.63
Robbery	457	509	- 10	37.03	37.73
Aggravated Assault	1,043	965	+ 8	84.52	71.53
Burglary	1,472	1,549	- 5	119.29	114.82
Larceny Theft	2,208	2,389	- 8	178.93	177.09
Grand Theft Auto	1,628	1,645	- 1	131.93	121.94
Arson	70	63	+ 11	5.67	4.67
PART II OFFENSES	6,164	6,225	- 1	499.51	461.44
Non-Criminal Cases	2,884	1,901	+ 52		
<u>TOTAL ARRESTS</u>	8,026	7,923	+ 1		
Adult Arrests	7,003	6,715	+ 4		
Juvenile Arrests	1,023	1,208	- 15		
<u>TOTAL CASE ASSIGNMENTS</u>	9,954	9,325	+ 7		
Adult Detectives	9,954	9,323	+ 7		
Juvenile Detectives	-	2	-100		
<u>STOLEN AND RECOVERED PROPERTY</u>					
Amount Stolen	11,953,114	12,222,463	- 2		
Amount Recovered	1,889,582	1,413,970	+ 34		
Percent Recovered	15.8	11.6			
<u>TRAFFIC ACCIDENTS</u>	803	789	+ 2		

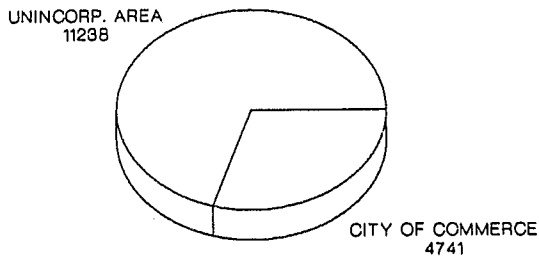
	AREA IN SQUARE MILES	POPULATION 1987-88	CRIME RATE PER 10,000 POP.		PERCENT CHANGE
			1987-88	1986-87	
Total Area	14.44	123,400	561.67	533.42	+ 5
Unincorporated Area	7.89	111,966	437.19	417.05	+ .5
City of Commerce	6.55	11,434	1,780.65	1,661.51	+ 7

EAST LOS ANGELES STATION

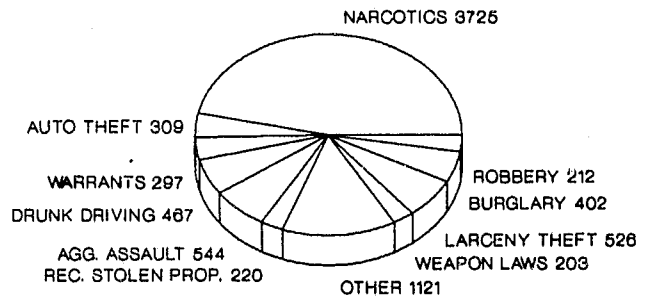
MOST FREQUENT CASES HANDLED



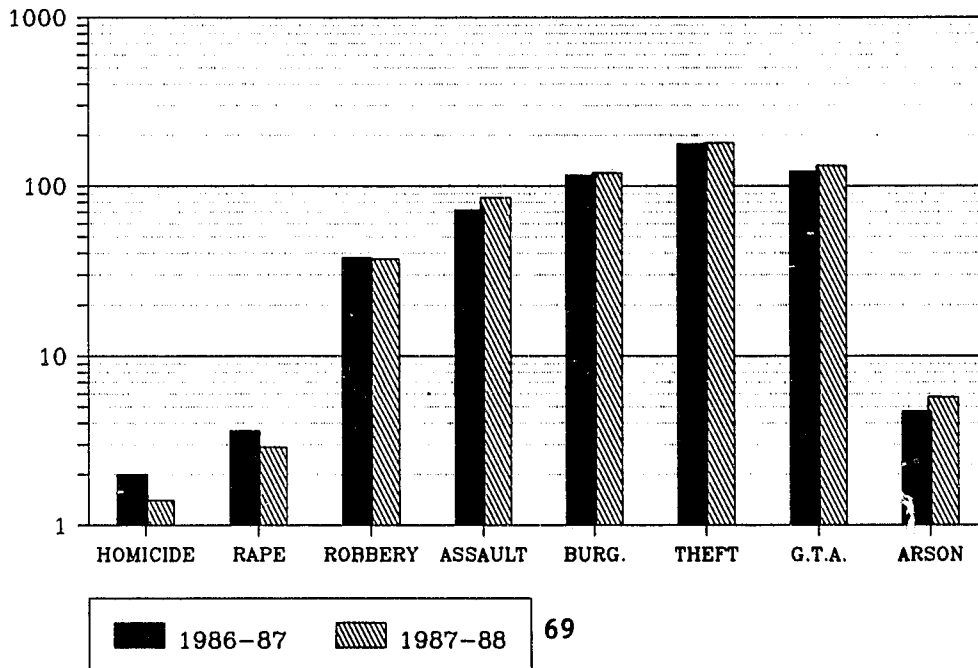
CASES HANDLED BY LOCATION



MOST FREQUENT ARRESTS



CRIME RATE RATE PER 10,000 POPULATION



E A S T L O S A N G E L E S S T A T I O N

	CASES AND ARRESTS			CASE ASSIGNMENTS	
	CASES HANDLED	ADULTS ARRESTED	JUVENILES ARRESTED	ADULT	JUVENILE
FISCAL YEAR 1987-88	15,979	7,003	1,023	9,954	-
FISCAL YEAR 1986-87	15,322	6,715	1,208	9,323	2
FISCAL YEAR 1985-86	14,871	6,851	1,208	9,489	-
% CHANGE LAST TWO YEARS	+ 4	+ 4	- 15	+ 7	-100
<u>PART I CRIME OFFENSES</u>					
Criminal Homicide	17	15	-	8	-
Forcible Rape	36	27	3	36	-
Robbery	457	174	38	423	-
Aggravated Assault	1,043	498	46	916	-
Burglary	1,472	283	119	1,444	-
Larceny Theft	2,208	415	111	1,857	-
Grand Theft Auto	1,628	205	104	1,616	-
Arson	70	5	5	8	-
Subtotal	6,931	1,622	426	6,308	-
<u>ALL OTHER OFFENSES</u>					
Forgery	43	4	1	13	-
Fraud and NSF Checks	15	13	0	14	-
Sex Offenses Felony	119	65	6	58	-
Sex Offenses Misdemeanors	66	8	4	60	-
Assaults, Non-Aggravated	316	114	14	182	-
Weapon Laws	225	157	46	171	-
Offenses Against Family	16	10	-	14	-
Narcotics	3,169	3,492	233	292	-
Liquor Laws	49	13	17	10	-
Drunk-Alcohol/Drugs	105	113	14	16	-
Disorderly Conduct	80	34	12	49	-
Vagrancy	4	-	-	3	-
Gambling	12	28	-	-	-
Drunk Driving-Vehicle/Boat	435	462	5	25	-
Vehicle/Boating Laws	544	157	14	207	-
Vandalism	579	37	23	534	-
Warrants	3	297	-	2	-
Receiving Stolen Property	76	198	22	64	-
Federal Offenses W/O Money	1	6	-	1	-
Federal Offenses With Money	8	-	-	8	-
Felonies, Miscellaneous	100	42	3	89	-
Misdemeanors, Miscellaneous	199	131	24	57	-
Subtotal	6,164	5,381	438	1,869	-
<u>NON-CRIMINAL</u>					
Persons Missing	376	-	-	299	-
Juvenile, Non-Criminal	13	-	154	13	-
Commitments	2	-	-	2	-
Miscellaneous, Non-Criminal	1,618	-	5	1,413	-
Suicide and Attempt	36	-	-	17	-
Mentally Ill	39	-	-	3	-
Accidents, Traffic/Veh./Boat	715	-	-	19	-
Accidents, Miscellaneous	12	-	-	7	-
Persons Dead	73	-	-	4	-
Subtotal	2,884	-	159	1,777	-

E A S T L O S A N G E L E S S T A T I O N

	ELA-Unincorporated			City of Commerce		
	CASES HANDLED	ADULTS ARRESTED	JUVENILES ARRESTED	CASES HANDLED	ADULTS ARRESTED	JUVENILES ARRESTED
FISCAL YEAR 1987-88	11,238	5,355	801	4,741	1,648	222
FISCAL YEAR 1986-87	10,774	5,126	1,009	4,548	1,589	199
FISCAL YEAR 1985-86	10,721	5,165	1,017	4,150	1,686	191
% CHANGE LAST TWO YEARS	+ 4	+ 4	- 21	+ 4	+ 4	+ 12
<u>PART I CRIME OFFENSES</u>						
Criminal Homicide	16	12	-	1	3	-
Forcible Rape	30	26	3	6	1	-
Robbery	381	154	33	76	20	5
Aggravated Assault	926	433	40	117	65	6
Burglary	1,155	217	85	317	66	34
Larceny Theft	1,199	109	31	1,009	306	80
Grand Theft Auto	1,128	167	85	500	38	19
Arson	60	5	5	10	-	-
Subtotal	4,895	1,123	282	2,036	499	144
<u>ALL OTHER OFFENSES</u>						
Forgery	28	2	1	15	2	-
Fraud and NSF Checks	12	8	-	3	5	-
Sex Offenses Felony	100	53	6	19	12	-
Sex Offenses Misdemeanors	57	5	4	9	3	-
Assaults, Non-Aggravated	263	95	13	53	19	1
Weapon Laws	177	124	40	48	33	6
Offenses Against Family	13	9	-	3	1	-
Narcotics	2,766	3,060	203	403	432	30
Liquor Laws	40	10	14	9	3	3
Drunk-Alcohol/Drugs	87	100	13	18	13	1
Disorderly Conduct	62	26	11	18	8	1
Vagrancy	4	-	-	-	-	-
Gambling	10	24	-	2	4	-
Drunk Driving-Vehicle/Boat	63	84	1	372	378	4
Vehicle/Boating Laws	176	65	11	368	92	3
Vandalism	446	32	16	133	5	7
Warrants	3	224	-	-	73	-
Receiving Stolen Property	63	162	19	13	36	3
Federal Offenses W/O Money	-	3	-	1	3	-
Federal Offenses With Money	3	-	-	5	-	-
Felonies, Miscellaneous	65	37	3	35	5	-
Misdemeanors, Miscellaneous	94	109	18	105	22	6
Subtotal	4,532	4,232	373	1,632	1,149	65
<u>NON-CRIMINAL</u>						
Persons Missing	335	-	-	41	-	-
Juvenile, Non-Criminal	13	-	142	-	-	12
Commitments	2	-	-	-	-	-
Miscellaneous, Non-Criminal	1,316	-	4	302	-	1
Suicide and Attempt	31	-	-	5	-	-
Mentally Ill	26	-	-	13	-	-
Accidents, Traffic/Veh./Boat	16	-	-	699	-	-
Accidents, Miscellaneous	8	-	-	4	-	-
Persons Dead	64	-	-	9	-	-
Subtotal	1,811	-	146	1,073	-	13

EAST LOS ANGELES STATION
OFFENSES BY REPORTING DISTRICT

City of Commerce

	0240	0241	0242	0243	0244	0245	0246	0247
<u>PART I CRIME OFFENSES</u>								
Criminal Homicide	-	-	-	-	-	1	-	-
Forcible Rape	-	-	-	2	2	1	-	1
Robbery	-	8	19	7	17	9	8	8
Aggravated Assault	-	16	18	13	21	21	5	23
Burglary	8	22	46	48	62	41	63	27
Larceny Theft	12	21	456	48	99	154	139	80
Grand Theft Auto	9	20	192	32	63	93	63	28
Arson	-	1	3	1	2	1	1	1
Subtotal	29	88	734	151	266	321	279	168
<u>ALL OTHER OFFENSES</u>								
Forgery	-	-	1	3	4	5	2	-
Fraud and NSF Checks	-	-	-	1	-	2	-	-
Sex Offenses Felony	1	4	2	2	7	-	-	3
Sex Offenses Misdemeanors	-	-	4	-	-	2	2	1
Assaults, Non-Aggravated	-	3	6	5	12	22	3	2
Weapon Laws	2	11	3	4	10	3	2	13
Offenses Against Family	-	1	-	-	-	-	1	-
Narcotics	26	93	65	29	46	28	46	70
Liquor Laws	-	-	4	-	3	-	1	1
Drunk-Alcohol/Drugs	-	1	4	2	3	7	1	-
Disorderly Conduct	-	-	3	3	6	2	3	1
Vagrancy	-	-	-	-	-	-	-	-
Gambling	-	-	-	-	-	1	1	-
Drunk Driving-Vehicle/Boat	6	33	27	21	83	45	102	55
Vehicle/Boating Laws	4	39	29	28	67	69	94	38
Vandalism	2	8	25	18	33	21	13	13
Warrants	-	-	-	-	-	-	-	-
Receiving Stolen Property	-	-	3	4	-	1	2	3
Federal Offenses W/O Money	-	-	-	1	-	-	-	-
Federal Offenses With Money	-	1	1	1	-	2	-	-
Felonies, Miscellaneous	-	3	9	4	4	6	8	1
Misdemeanors, Miscellaneous	2	3	11	13	11	42	20	3
Subtotal	43	200	197	139	289	258	301	205
<u>NON-CRIMINAL</u>								
Persons Missing	-	11	4	4	8	1	1	12
Juvenile, Non-Criminal	-	-	-	-	-	-	-	-
Commitments	-	-	-	-	-	-	-	-
Miscellaneous, Non-Criminal	-	31	19	58	56	56	18	64
Suicide and Attempt	-	1	-	-	-	3	-	1
Mentally Ill	-	2	1	3	-	3	1	3
Accidents, Traffic/Veh./Boat	2	33	80	76	123	186	151	48
Accidents, Miscellaneous	-	-	2	-	-	1	1	-
Persons Dead	-	1	-	1	4	1	-	2
Subtotal	2	79	106	142	191	251	172	130

EAST LOS ANGELES STATION
OFFENSES BY REPORTING DISTRICT

Unincorporated

	0271	0272	0273	0275	0276	0277	0278	0279	0280	0281
PART I CRIME OFFENSES										
Criminal Homicide	3	1	1	1	1	1	2	-	-	1
Forcible Rape	1	3	-	3	2	1	2	-	3	1
Robbery	8	20	15	22	42	23	38	7	15	18
Aggravated Assault	33	71	32	44	61	76	80	18	48	40
Burglary	40	93	19	59	64	63	64	22	37	48
Larceny Theft	48	61	30	59	118	66	100	12	38	41
Grand Theft Auto	46	94	34	70	86	83	92	21	68	27
Arson	4	11	3	2	2	3	3	-	1	5
Subtotal	183	354	134	260	376	316	381	80	210	181
ALL OTHER OFFENSES										
Forgery	-	1	-	2	3	1	3	-	1	1
Fraud and NSF Checks	-	-	-	-	1	1	1	-	-	-
Sex Offenses Felony	3	13	3	3	3	10	6	-	3	4
Sex Offenses Misdemeanors	-	4	1	1	2	3	2	5	2	2
Assaults, Non-Aggravated	5	21	10	9	18	29	19	2	11	14
Weapon Laws	9	15	2	5	11	10	18	4	15	5
Offenses Against Family	-	3	1	-	1	-	-	1	1	1
Narcotics	93	283	139	103	105	125	276	45	100	138
Liquor Laws	-	4	-	2	4	-	4	-	1	2
Drunk-Alcohol/Drugs	-	5	3	-	6	9	8	3	2	7
Disorderly Conduct	2	2	1	1	8	3	5	1	2	1
Vagrancy	-	1	-	-	-	1	-	-	-	-
Gambling	-	-	-	-	-	-	1	-	-	-
Drunk Driving-Vehicle/Boat	3	5	3	3	3	1	4	2	-	6
Vehicle/Boating Laws	4	20	8	7	20	9	16	6	19	14
Vandalism	12	31	18	8	30	37	17	9	22	24
Warrants	-	-	-	-	-	-	-	-	-	1
Receiving Stolen Property	4	5	4	3	2	1	6	2	6	3
Federal Offenses W/O Money	-	-	-	-	-	-	-	-	-	-
Federal Offenses With Money	-	1	-	-	1	-	-	-	-	-
Felonies, Miscellaneous	-	12	4	3	4	1	6	-	2	4
Misdemeanors, Miscellaneous	3	8	2	6	7	5	9	-	4	5
Subtotal	138	434	199	156	229	246	401	80	191	232
NON-CRIMINAL										
Persons Missing	5	34	14	16	13	25	34	6	13	13
Juvenile, Non-Criminal	1	2	-	-	-	1	-	-	-	-
Commitments	-	-	-	-	1	-	-	-	-	-
Miscellaneous, Non-Criminal	59	109	59	59	61	103	88	36	70	64
Suicide and Attempt	2	5	1	2	-	2	2	-	1	3
Mentally Ill	-	-	1	-	2	1	2	-	4	3
Accidents, Traffic/Veh./Boat	-	4	-	-	-	-	-	-	-	1
Accidents, Miscellaneous	-	-	1	-	-	-	-	-	-	-
Persons Dead	1	5	3	2	4	2	6	-	4	3
Subtotal	68	159	79	79	81	134	132	42	92	87

EAST LOS ANGELES STATION
OFFENSES BY REPORTING DISTRICT

Unincorporated

	0282	0283	0284	0285	0286	0287	0289	0291	0293	0294
PART I CRIME OFFENSES										
Criminal Homicide	-	-	-	2	2	1	-	-	-	1
Forcible Rape	-	3	3	2	3	1	-	-	1	-
Robbery	8	19	19	14	48	21	-	8	22	14
Aggravated Assault	16	83	82	58	68	67	-	23	13	13
Burglary	18	117	88	117	98	146	-	12	20	27
Larceny Theft	41	67	81	118	113	86	-	24	24	69
Grand Theft Auto	28	67	84	82	102	92	1	8	20	21
Arson	2	4	4	3	3	9	-	-	1	-
Subtotal	113	360	361	396	437	423	1	75	101	145
ALL OTHER OFFENSES										
Forgery	1	3	1	3	5	2	-	-	-	-
Fraud and NSF Checks	-	3	1	1	3	-	-	-	-	1
Sex Offenses Felony	-	9	12	5	6	12	-	4	-	1
Sex Offenses Misdemeanors	1	13	3	2	7	3	-	-	4	2
Assaults, Non-Aggravated	7	22	23	17	23	14	1	8	4	6
Weapon Laws	3	10	11	8	12	23	-	5	5	6
Offenses Against Family	1	2	-	-	-	1	-	1	-	-
Narcotics	35	179	240	147	174	234	2	153	80	105
Liquor Laws	-	2	3	3	3	9	-	3	-	-
Drunk-Alcohol/Drugs	2	5	6	6	5	14	-	5	-	1
Disorderly Conduct	2	2	8	5	6	6	-	4	2	-
Vagrancy	-	-	1	1	-	-	-	-	-	-
Gambling	-	-	-	3	-	6	-	-	-	-
Drunk Driving-Vehicle/Boat	2	9	5	4	5	5	-	-	1	2
Vehicle/Boating Laws	4	19	6	4	5	5	1	5	2	1
Vandalism	16	26	36	40	37	46	-	20	2	12
Warrants	1	-	1	-	-	-	-	-	-	-
Receiving Stolen Property	1	1	8	2	5	7	-	-	-	3
Federal Offenses W/O Money	-	-	-	-	-	-	-	-	-	-
Federal Offenses With Money	-	-	-	-	1	-	-	-	-	-
Felonies, Miscellaneous	1	4	3	7	7	3	-	3	-	1
Misdemeanors, Miscellaneous	3	4	5	10	5	7	-	3	2	6
Subtotal	80	313	373	268	309	397	4	214	102	147
NON-CRIMINAL										
Persons Missing	6	20	37	26	23	34	-	13	-	2
Juvenile, Non-Criminal	3	-	-	1	2	3	-	-	-	-
Commitments	-	1	-	-	-	-	-	-	-	-
Miscellaneous, Non-Criminal	64	112	99	70	139	80	-	9	9	11
Suicide and Attempt	-	2	1	2	3	3	-	2	-	-
Mentally Ill	2	2	-	5	2	1	-	1	-	-
Accidents, Traffic/Veh./Boat	2	-	2	2	1	1	-	-	-	-
Accidents, Miscellaneous	5	-	-	1	-	-	-	1	-	-
Persons Dead	2	9	7	5	2	8	-	1	-	-
Subtotal	84	146	146	112	172	130	-	27	9	13

E A S T L O S A N G E L E S S T A T I O N

PART I OFFENSES CLEARED

ACTUAL KNOWN OFFENSES	STATION TOTAL	UNINCORPORATED	COMMERCE
TOTAL PART I OFFENSES	6,927	4,892	2,035
Number Cleared	1,419	1,126	293
Percent Cleared	20.5	23.0	14.4
CRIMINAL HOMICIDE	15	14	1
Number Cleared	9	9	-
Percent Cleared	60.0	64.3	-
FORCIBLE RAPE	36	30	6
Number Cleared	24	19	5
Percent Cleared	66.7	63.3	83.3
ROBBERY	457	381	76
Number Cleared	237	198	39
Percent Cleared	51.9	52.0	51.3
AGGRAVATED ASSAULT	1,043	926	117
Number Cleared	627	551	76
Percent Cleared	60.1	59.5	65.0
BURGLARY	1,472	1,155	317
Number Cleared	169	139	30
Percent Cleared	11.5	12.0	9.5
LARCENY THEFT	2,208	1,199	1,009
Number Cleared	215	100	115
Percent Cleared	9.7	8.3	11.4
GRAND THEFT AUTO	1,626	1,127	499
Number Cleared	124	97	27
Percent Cleared	7.6	8.6	5.4
ARSON	70	60	10
Number Cleared	14	13	1
Percent Cleared	20.0	21.7	10.0

STOLEN AND RECOVERED PROPERTY

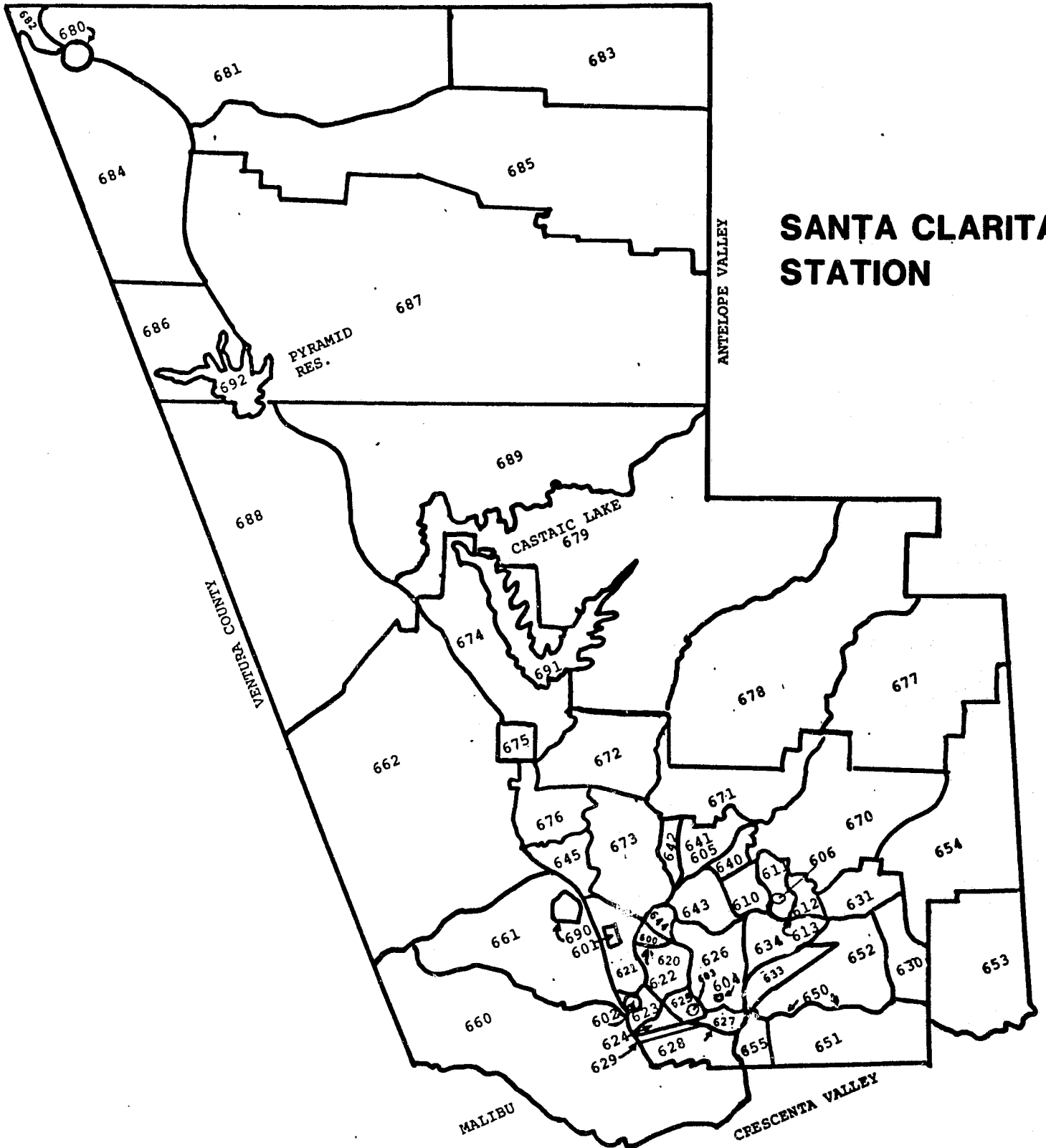
	AMOUNT STOLEN	AMOUNT RECOVERED	PERCENT
TOTAL	\$11,953,114	\$1,889,582	15.8
Homicide	20	-	-
Rape	1,723	-	-
Robbery	559,466	108,219	19.3
Burglary	1,834,098	44,043	2.4
Larceny Theft	2,153,491	91,429	4.2
Auto Theft	7,404,316	1,645,891	22.2

E A S T L O S A N G E L E S S T A T I O N

TRAFFIC ACCIDENT AND ENFORCEMENT SUMMARY

<u>STATION TOTAL</u>	TRAFFIC ACCIDENTS	
	<u>1987-88</u>	<u>1986-87</u>
Total	803	789
Fatality	-	5
Injury	282	280
Non-Injury	521	504
 <u>COMMERCE</u>		
Total	803	789
Fatality	-	5
Injury	282	280
Non-Injury	521	504

KERN COUNTY



**SANTA CLARITA
STATION**

SANTA CLARITA VALLEY STATION

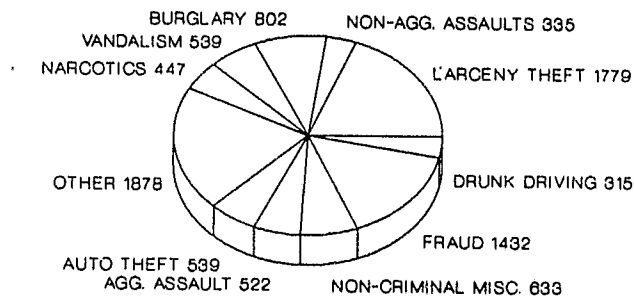
SYNOPSIS

	FISCAL YEAR	FISCAL YEAR	PERCENT CHANGE	CRIME RATE PER 10,000 POP.	
	1987-88	1986-87		1987-88	1986-87
<u>TOTAL CASES HANDLED</u>	9,221	9,374	- 2		
<u>PART I OFFENSES</u>	3,806	3,844	- 1	307.61	317.91
Criminal Homicide	11	13	- 15	.89	1.08
Forcible Rape	31	36	- 14	2.51	2.98
Robbery	69	79	- 13	5.58	6.53
Aggravated Assault	522	481	+ 9	42.19	39.78
Burglary	802	975	- 18	64.82	80.64
Larceny Theft	1,779	1,810	- 2	143.78	149.69
Grand Theft Auto	539	399	+ 35	43.56	33.00
Arson	53	51	+ 4	4.28	4.22
<u>PART II OFFENSES</u>	4,311	4,211	+ 2	348.42	348.26
Non-Criminal Cases	1,104	1,319	- 16		
<u>TOTAL ARRESTS</u>	3,357	3,435	- 2		
Adult Arrests	2,754	2,649	+ 4		
Juvenile Arrests	603	786	- 23		
<u>TOTAL CASE ASSIGNMENTS</u>	4,725	7,142	- 34		
Adult Detectives	4,725	7,139	- 34		
Juvenile Detectives	-	3	-100		
<u>STOLEN AND RECOVERED PROPERTY</u>					
Amount Stolen	6,449,888	4,730,342	+ 36		
Amount Recovered	1,868,403	858,421	+118		
Percent Recovered	29.0	18.1			
<u>TRAFFIC ACCIDENTS</u>	-	-	-		

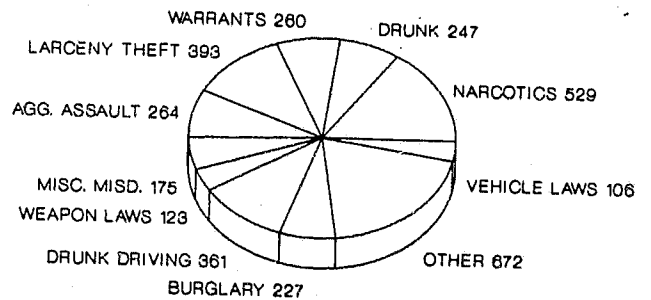
	AREA IN SQUARE MILES	POPULATION 1987-88	CRIME RATE PER 10,000 POP.		PERCENT CHANGE
			1987-88	1986-87	
Total Area	725.67	123,730	307.61	317.91	- 3
Unincorporated Area	725.67	123,730			

SANTA CLARITA VALLEY STATION

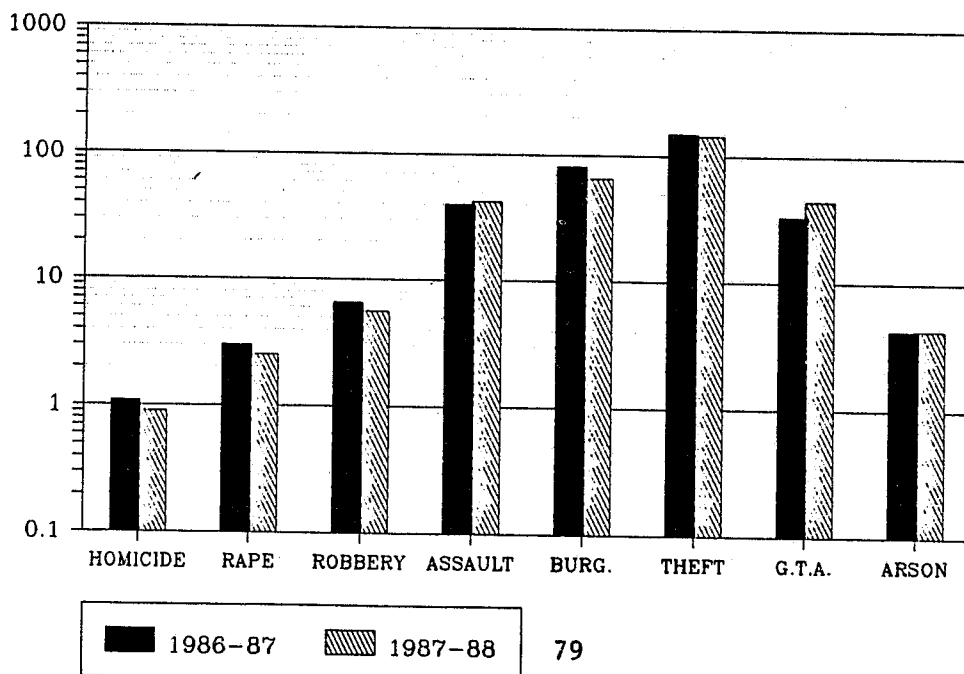
MOST FREQUENT CASES HANDLED



MOST FREQUENT ARRESTS



CRIME RATE RATE PER 10,000 POPULATION



SANTA CLARITA VALLEY STATION

	CASES AND ARRESTS			CASE ASSIGNMENTS	
	CASES HANDLED	ADULTS ARRESTED	JUVENILES ARRESTED	ADULT	JUVENILE
FISCAL YEAR 1987-88	9,221	2,754	603	4,725	-
FISCAL YEAR 1986-87	9,374	2,649	786	7,139	3
FISCAL YEAR 1985-86	9,040	2,882	934	6,934	1
% CHANGE LAST TWO YEARS	- 2	+ 4	- 23	- 34	-100
<u>PART I CRIME OFFENSES</u>					
Criminal Homicide	11	3	-	3	-
Forcible Rape	31	8	-	16	-
Robbery	69	21	12	40	-
Aggravated Assault	522	252	12	294	-
Burglary	802	148	79	536	-
Larceny Theft	1,779	243	150	1,086	-
Grand Theft Auto	539	61	32	355	-
Arson	53	2	14	2	-
Subtotal	3,806	738	299	2,332	-
<u>ALL OTHER OFFENSES</u>					
Forgery	36	19	1	12	-
Fraud and NSF Checks	1,432	15	8	899	-
Sex Offenses Felony	69	36	5	20	-
Sex Offenses Misdemeanors	70	2	-	44	-
Assaults, Non-Aggravated	335	89	11	148	-
Weapon Laws	130	105	18	65	-
Offenses Against Family	4	4	-	1	-
Narcotics	447	484	45	37	-
Liquor Laws	48	40	17	8	-
Drunk-Alcohol/Drugs	210	233	14	13	-
Disorderly Conduct	153	24	4	84	-
Vagrancy	2	1	-	1	-
Gambling	-	-	-	-	-
Drunk Driving-Vehicle/Boat	315	353	8	11	-
Vehicle/Boating Laws	158	98	8	30	-
Vandalism	539	20	11	341	-
Warrants	3	259	1	-	-
Receiving Stolen Property	15	57	14	10	-
Federal Offenses W/O Money	4	1	-	3	-
Federal Offenses With Money	13	-	-	11	-
Felonies, Miscellaneous	123	30	14	73	-
Misdemeanors, Miscellaneous	205	146	29	51	-
Subtotal	4,311	2,016	208	1,862	-
<u>NON-CRIMINAL</u>					
Persons Missing	286	-	7	156	-
Juvenile, Non-Criminal	15	-	85	9	-
Commitments	1	-	-	1	-
Miscellaneous, Non-Criminal	633	-	4	324	-
Suicide and Attempt	54	-	-	21	-
Mentally Ill	32	-	-	3	-
Accidents, Traffic/Veh./Boat	12	-	-	5	-
Accidents, Miscellaneous	21	-	-	10	-
Persons Dead	50	-	-	2	-
Subtotal	1,104	-	96	531	-

SANTA CLARITA VALLEY STATION

	Santa Clarita Valley-Unincorporated			City of Santa Clarita*		
	CASES HANDLED	ADULTS ARRESTED	JUVENILES ARRESTED	CASES HANDLED	ADULTS ARRESTED	JUVENILES ARRESTED
FISCAL YEAR 1987-88	6,686	2,059	420	2,535	695	183
<u>PART I CRIME OFFENSES</u>						
Criminal Homicide	11	3	-	-	-	-
Forcible Rape	26	6	-	5	2	-
Robbery	44	17	4	25	4	8
Aggravated Assault	390	193	8	132	59	4
Burglary	601	108	66	201	40	13
Larceny Theft	1,277	159	102	502	84	48
Grand Theft Auto	401	53	21	138	8	11
Arson	41	1	2	12	1	12
Subtotal	2,791	540	203	1,015	198	96
<u>ALL OTHER OFFENSES</u>						
Forgery	26	8	-	10	11	1
Fraud and NSF Checks	941	9	8	491	6	-
Sex Offenses Felonies	47	26	1	22	10	4
Sex Offenses Misdemeanors	49	2	-	21	-	-
Assaults, Non-Aggravated	259	72	9	76	17	2
Weapon Laws	108	98	12	22	7	6
Offenses Against Family	2	4	-	2	-	-
Narcotics	357	401	33	90	83	12
Liquor Laws	20	14	15	28	26	2
Drunk-Alcohol/Drugs	164	181	13	46	52	1
Disorderly Conduct	105	20	4	48	4	-
Vagrancy	2	-	-	-	1	-
Gambling	-	-	-	-	-	-
Drunk Driving-Vehicle/Boat	208	241	5	107	112	3
Vehicle/Boating Laws	122	80	7	36	18	1
Vandalism	392	12	3	147	8	8
Warrants	3	192	1	-	67	-
Receiving Stolen Property	11	39	7	4	18	7
Federal Offenses W/O Money	4	1	-	-	-	-
Federal Offenses With Money	12	-	-	1	-	-
Felonies, Miscellaneous	95	21	9	28	9	5
Misdemeanors, Miscellaneous	142	98	24	63	48	5
Subtotal	3,069	1,519	151	1,242	497	57
<u>NON-CRIMINAL</u>						
Persons Missing	201	-	6	85	-	1
Juvenile, Non-Criminal	11	-	56	4	-	29
Commitments	1	-	-	-	-	-
Miscellaneous, Non-Criminal	476	-	4	157	-	-
Suicide and Attempt	38	-	-	16	-	-
Mentally Ill	25	-	-	7	-	-
Accidents, Traffic/Veh./Boat	11	-	-	1	-	-
Accidents, Miscellaneous	19	-	-	2	-	-
Persons Dead	44	-	-	6	-	-
Subtotal	826	-	66	278	-	30

*Santa Clarita City Incorporated March 1, 1988

SANTA CLARITA VALLEY STATION
OFFENSES BY REPORTING DISTRICT
JULY 1987 THROUGH FEBRUARY 1988*

Unincorporated

	0610	0611	0612	0620	0621	0622	0623	0624	0625	0626
<u>PART I CRIME OFFENSES</u>										
Criminal Homicide	-	-	-	-	1	-	-	-	2	-
Forcible Rape	-	1	1	-	-	-	1	1	1	-
Robbery	-	3	4	-	2	2	-	-	1	1
Aggravated Assault	7	12	25	5	6	7	14	2	18	1
Burglary	18	29	28	3	13	24	28	9	26	11
Larceny Theft	30	60	55	3	32	58	57	21	46	18
Grand Theft Auto	4	15	22	1	8	14	13	6	14	3
Arson	-	2	1	1	0	0	2	0	1	1
Subtotal	59	122	136	13	60	105	115	39	109	35
<u>ALL OTHER OFFENSES</u>										
Forgery	-	-	2	1	-	4	-	-	1	-
Fraud and NSF Checks	15	146	131	-	1	68	5	1	2	21
Sex Offenses Felony	1	1	3	-	-	6	-	-	2	-
Sex Offenses Misdemeanors	-	2	1	-	1	-	5	1	5	1
Assaults, Non-Aggravated	9	21	13	4	1	1	1	4	2	1
Weapon Laws	2	2	4	-	-	1	-	2	7	2
Offenses Against Family	-	-	-	1	-	-	-	-	-	-
Narcotics	14	9	9	5	1	1	3	1	6	4
Liquor Laws	-	1	-	-	-	-	-	-	1	-
Drunk-Alcohol/Drugs	2	8	11	2	1	3	4	2	11	3
Disorderly Conduct	3	4	6	-	1	8	8	1	2	4
Vagrancy	-	-	-	-	-	-	-	-	-	-
Gambling	-	-	-	-	-	-	-	-	-	-
Drunk Driving-Vehicle/Boat	4	7	11	3	2	4	2	1	10	5
Vehicle/Boating Laws	4	8	6	1	3	2	2	2	7	4
Vandalism	5	31	20	2	3	13	17	2	11	8
Warrants	-	-	-	-	-	-	-	-	-	-
Receiving Stolen Property	-	-	-	1	-	1	1	-	1	-
Federal Offenses W/O Money	-	1	-	-	-	-	-	-	1	-
Federal Offenses With Money	-	-	-	-	-	-	-	-	1	1
Felonies, Miscellaneous	-	4	4	3	3	4	4	1	2	1
Misdemeanors, Miscellaneous	1	6	6	2	2	1	-	1	5	2
Subtotal	60	251	227	25	19	117	52	19	77	57
<u>NON-CRIMINAL</u>										
Persons Missing	1	19	14	-	-	7	4	3	7	9
Juvenile, Non-Criminal	-	-	-	-	1	-	-	-	-	-
Commitments	-	-	-	-	-	-	-	-	-	-
Miscellaneous, Non-Criminal	4	26	27	17	4	17	21	8	20	12
Suicide and Attempt	1	1	2	-	1	2	1	1	1	-
Mentally Ill	-	-	-	1	-	1	1	-	1	1
Accidents, Traffic/Veh./Boat	-	-	-	-	-	-	-	-	-	-
Accidents, Miscellaneous	-	1	-	-	-	-	1	-	-	-
Persons Dead	1	1	1	-	5	-	3	-	2	-
Subtotal	7	48	44	18	11	27	31	12	31	22

*REPORTING DISTRICTS DESIGNATION REVISED MARCH 1, 1988

SANTA CLARITA VALLEY STATION
OFFENSES BY REPORTING DISTRICT
JULY 1987 THROUGH FEBRUARY 1988

Unincorporated

	0627	0628	0629	0630	0631	0632	0633	0634	0635	0636
<u>PART I CRIME OFFENSES</u>										
Criminal Homicide	1	1	-	1	-	-	-	-	-	-
Forcible Rape	1	1	-	1	-	-	-	-	2	-
Robbery	6	2	5	-	-	-	-	-	2	2
Aggravated Assault	25	18	8	2	1	3	1	5	30	9
Burglary	33	33	28	-	5	4	11	6	33	8
Larceny Theft	46	60	61	8	1	6	16	15	47	23
Grand Theft Auto	23	30	9	2	2	1	6	1	34	10
Arson	-	1	-	-	1	1	-	-	1	-
Subtotal	135	146	111	14	10	15	34	27	149	52
<u>ALL OTHER OFFENSES</u>										
Forgery	1	1	4	-	-	-	-	-	-	1
Fraud and NSF Checks	16	16	123	-	-	1	-	1	30	1
Sex Offenses Felony	3	4	-	-	-	-	2	1	4	4
Sex Offenses Misdemeanors	5	1	2	-	-	-	-	1	1	1
Assaults, Non-Aggravated	11	14	15	-	3	2	-	2	21	2
Weapon Laws	6	4	5	-	2	-	-	1	6	2
Offenses Against Family	-	-	-	-	-	-	-	-	1	-
Narcotics	11	10	23	2	2	1	4	1	20	4
Liquor Laws	2	-	-	-	-	1	-	-	3	-
Drunk-Alcohol/Drugs	14	7	10	-	-	1	-	1	9	3
Disorderly Conduct	4	6	1	-	1	-	1	2	12	2
Vagrancy	-	-	-	-	-	-	-	-	-	-
Gambling	-	-	-	-	-	-	-	-	-	-
Drunk Driving-Vehicle/Boat	13	10	12	-	-	-	5	6	18	8
Vehicle/Boating Laws	3	1	6	-	1	1	-	1	8	3
Vandalism	21	19	12	1	3	2	4	10	18	11
Warrants	-	-	1	-	-	-	-	-	-	-
Receiving Stolen Property	2	1	-	-	-	-	-	-	-	-
Federal Offenses W/O Money	-	1	-	-	-	-	-	-	-	-
Federal Offenses With Money	2	-	1	-	-	-	-	-	-	-
Felonies, Miscellaneous	2	4	5	-	-	1	-	-	3	1
Misdemeanors, Miscellaneous	4	7	3	-	-	2	1	-	8	2
Subtotal	120	106	223	3	12	12	17	27	162	45
<u>NON-CRIMINAL</u>										
Persons Missing	15	21	1	-	2	1	3	2	19	3
Juvenile, Non-Criminal	-	-	-	-	-	-	-	-	-	-
Commitments	-	-	-	-	-	-	-	-	-	-
Miscellaneous, Non-Criminal	9	32	11	1	4	4	3	5	24	7
Suicide and Attempt	1	3	-	-	1	-	-	1	2	-
Mentally Ill	1	2	-	-	1	-	1	-	2	2
Accidents, Traffic/Veh./Boat	-	-	-	-	-	-	-	-	-	-
Accidents, Miscellaneous	-	-	-	-	-	-	-	-	-	-
Persons Dead	3	4	-	1	1	-	-	2	-	2
Subtotal	29	62	13	2	9	5	7	10	48	14

SANTA CLARITA VALLEY STATION
OFFENSES BY REPORTING DISTRICT
JULY THROUGH FEBRUARY 1988

	Unincorporated									
	0637	0638	0639	0640	0641	0642	0643	0644	0645	0646
<u>PART I CRIME OFFENSES</u>										
Criminal Homicide	-	-	-	-	-	-	-	-	-	-
Forcible Rape	-	-	-	-	-	-	-	-	-	-
Robbery	-	-	-	-	-	-	-	1	-	-
Aggravated Assault	3	5	-	6	-	-	4	3	-	1
Burglary	5	5	-	1	1	2	2	4	7	2
Larceny Theft	8	-	1	37	4	5	13	6	12	8
Grand Theft Auto	3	3	-	11	1	-	3	-	-	1
Arson	-	-	-	-	-	-	3	-	1	-
Subtotal	19	13	1	55	6	7	25	14	20	12
<u>ALL OTHER OFFENSES</u>										
Forgery	-	-	-	1	-	-	-	-	1	-
Fraud and NSF Checks	1	-	-	1	-	-	-	-	-	-
Sex Offenses Felony	-	-	-	-	-	1	-	-	-	-
Sex Offenses Misdemeanors	-	-	-	-	-	-	3	1	-	3
Assaults, Non-Aggravated	10	-	-	21	7	-	1	1	-	2
Weapon Laws	1	1	-	8	-	-	1	-	-	2
Offenses Against Family	-	-	-	-	-	-	-	-	-	-
Narcotics	3	4	-	45	2	1	1	-	-	8
Liquor Laws	-	-	-	-	-	-	-	-	-	-
Drunk-Alcohol/Drugs	1	3	-	6	-	-	-	-	-	1
Disorderly Conduct	3	-	-	-	-	-	-	-	-	-
Vagrancy	-	-	-	-	-	-	-	-	-	-
Gambling	-	-	-	-	-	-	-	-	-	-
Drunk Driving-Vehicle/Boat	3	1	-	1	-	-	-	-	-	-
Vehicle/Boating Laws	-	2	-	-	-	-	-	-	-	-
Vandalism	7	3	-	3	-	1	3	2	2	3
Warrants	-	-	-	-	-	-	-	-	-	-
Receiving Stolen Property	-	-	-	1	-	-	-	-	-	-
Federal Offenses W/O Money	-	-	-	-	-	-	-	-	-	-
Federal Offenses With Money	-	1	-	-	-	-	1	-	-	-
Felonies, Miscellaneous	-	-	-	4	-	-	-	1	1	-
Misdemeanors, Miscellaneous	-	-	1	14	-	1	2	-	3	3
Subtotal	29	15	1	105	9	4	12	5	7	22
<u>NON-CRIMINAL</u>										
Persons Missing	5	-	-	-	-	-	-	1	-	-
Juvenile, Non-Criminal	-	-	-	-	-	-	1	-	-	-
Commitments	-	-	-	-	-	-	-	-	-	1
Miscellaneous, Non-Criminal	2	3	1	7	1	2	2	1	1	1
Suicide and Attempt	2	1	-	-	-	-	-	-	-	-
Mentally Ill	1	1	-	-	-	-	-	-	-	-
Accidents, Traffic/Veh./Boat	-	-	-	-	-	-	-	-	-	-
Accidents, Miscellaneous	-	1	-	-	-	-	-	-	-	-
Persons Dead	-	-	-	-	-	-	-	-	-	4
Subtotal	10	6	1	7	1	2	3	2	1	6

SANTA CLARITA VALLEY STATION
OFFENSES BY REPORTING DISTRICT
JULY 1987 THROUGH FEBRUARY 1988

	Unincorporated								
	0647	0648	0650	0651	0652	0653	0654	0655	0656
<u>PART I CRIME OFFENSES</u>									
Criminal Homicide	-	-	-	1	-	1	-	-	1
Forcible Rape	-	-	-	1	-	1	-	-	-
Robbery	-	-	-	-	-	-	-	-	-
Aggravated Assault	3	-	2	-	-	-	2	-	1
Burglary	-	-	-	1	-	2	1	1	-
Larceny Theft	-	1	1	4	-	3	2	1	1
Grand Theft Auto	1	-	-	-	-	2	2	-	2
Arson	-	-	-	-	-	-	-	-	-
Subtotal	4	1	3	7	-	9	7	2	5
<u>ALL OTHER OFFENSES</u>									
Forgery	-	-	-	-	-	-	-	-	-
Fraud and NSF Checks	-	-	-	-	-	-	-	-	-
Sex Offenses Felony	-	-	-	-	-	-	-	1	1
Sex Offenses Misdemeanors	-	-	-	-	-	-	-	-	-
Assaults, Non-Aggravated	-	-	1	-	1	-	1	-	-
Weapon Laws	-	-	-	-	-	2	-	-	-
Offenses Against Family	-	-	-	-	-	-	-	-	-
Narcotics	-	-	1	3	-	4	-	-	-
Liquor Laws	-	-	-	-	-	-	-	-	-
Drunk-Alcohol/Drugs	-	-	-	-	-	-	-	-	-
Disorderly Conduct	-	-	-	-	-	-	-	-	-
Vagrancy	-	-	-	-	-	-	-	-	-
Gambling	-	-	-	-	-	-	-	-	-
Drunk Driving-Vehicle/Boat	3	-	-	-	-	-	-	-	-
Vehicle/Boating Laws	-	1	1	1	2	1	-	1	-
Vandalism	-	-	-	1	-	2	-	-	-
Warrants	-	-	-	-	-	-	-	-	-
Receiving Stolen Property	-	-	-	-	-	-	-	-	-
Federal Offenses W/O Money	-	-	-	-	-	-	-	-	-
Federal Offenses With Money	-	-	-	-	-	-	-	-	-
Felonies, Miscellaneous	-	-	-	-	-	-	-	-	-
Misdemeanors, Miscellaneous	2	-	1	1	1	-	-	-	-
Subtotal	5	1	4	6	4	9	1	2	1
<u>NON-CRIMINAL</u>									
Persons Missing	-	-	-	-	-	2	-	2	-
Juvenile, Non-Criminal	-	-	-	-	-	-	-	-	-
Commitments	-	-	-	-	-	-	-	-	-
Miscellaneous, Non-Criminal	-	1	-	-	-	2	1	-	-
Suicide and Attempt	-	-	-	-	1	-	-	-	-
Mentally Ill	-	-	-	-	-	-	-	-	-
Accidents, Traffic/Veh./Boat	6	-	-	-	-	-	-	-	-
Accidents, Miscellaneous	-	1	-	-	-	3	-	1	-
Persons Dead	-	-	-	1	-	3	-	-	-
Subtotal	6	2	-	1	1	10	1	3	-

SANTA CLARITA VALLEY STATION
OFFENSES BY REPORTING DISTRICT
JULY 1987 THROUGH FEBRUARY 1988

Unincorporated

	0657	0658	0659	0660	0661	0662	0663	0664	0665	0666
<u>PART I CRIME OFFENSES</u>										
Criminal Homicide	-	-	-	-	-	-	-	-	-	-
Forcible Rape	-	-	-	2	-	-	-	-	1	1
Robbery	1	-	-	1	2	-	1	-	-	1
Aggravated Assault	1	-	-	3	1	-	4	8	4	19
Burglary	-	-	-	9	11	15	5	7	13	26
Larceny Theft	1	-	-	69	54	23	23	31	13	43
Grand Theft Auto	-	-	-	12	9	7	5	7	5	19
Arson	1	-	-	-	-	1	-	2	1	1
Subtotal	4	-	-	96	77	46	38	55	37	110
<u>ALL OTHER OFFENSES</u>										
Forgery	-	-	-	1	-	-	1	1	-	-
Fraud and NSF Checks	-	-	-	143	22	6	47	4	2	77
Sex Offenses Felony	-	-	-	-	-	-	1	1	-	-
Sex Offenses Misdemeanors	-	-	-	-	1	-	2	-	1	6
Assaults, Non-Aggravated	1	-	-	2	-	2	4	7	2	6
Weapon Laws	-	-	-	1	1	1	2	-	2	2
Offenses Against Family	-	-	-	-	-	-	-	-	-	-
Narcotics	1	-	-	5	4	1	10	5	6	10
Liquor Laws	-	-	-	1	-	-	2	2	1	5
Drunk-Alcohol/Drugs	-	-	-	4	1	1	6	-	2	2
Disorderly Conduct	-	-	-	-	1	-	5	5	2	7
Vagrancy	-	-	-	-	-	-	-	-	1	1
Gambling	-	-	-	-	-	-	-	-	-	-
Drunk Driving-Vehicle/Boat	-	-	-	3	6	6	5	4	6	6
Vehicle/Boating Laws	-	-	-	4	-	-	6	2	3	5
Vandalism	-	-	-	6	3	8	13	21	10	25
Warrants	-	-	-	-	-	-	-	-	-	-
Receiving Stolen Property	1	-	-	-	-	-	-	-	-	-
Federal Offenses W/O Money	-	-	-	-	-	-	-	-	-	-
Federal Offenses With Money	-	-	-	-	-	-	1	-	-	1
Felonies, Miscellaneous	-	-	-	2	2	3	3	1	-	8
Misdemeanors, Miscellaneous	-	-	-	3	-	1	5	4	-	7
Subtotal	3	-	-	175	41	29	113	57	38	168
<u>NON-CRIMINAL</u>										
Persons Missing	-	-	-	-	-	1	2	5	5	13
Juvenile, Non-Criminal	-	-	-	3	-	-	-	-	1	2
Commitments	-	-	-	-	-	-	-	-	-	-
Miscellaneous, Non-Criminal	1	-	-	3	2	8	5	13	11	31
Suicide and Attempt	1	-	-	-	1	-	-	1	-	4
Mentally Ill	-	-	-	-	-	-	2	-	-	1
Accidents, Traffic/Veh./Boat	-	-	-	-	-	-	1	-	-	-
Accidents, Miscellaneous	-	-	-	-	-	-	-	-	1	1
Persons Dead	-	-	-	-	-	2	1	-	-	-
Subtotal	2	-	-	6	3	11	11	19	13	52

SANTA CLARITA VALLEY STATION
OFFENSES BY REPORTING DISTRICT
JULY 1987 THROUGH FEBRUARY 1988

	Unincorporated									
	0667	0668	0676	0680	0681	0682	0683	0684	0685	0686
<u>PART I CRIME OFFENSES</u>										
Criminal Homicide	-	-	-	-	1	-	1	-	-	-
Forcible Rape	-	-	-	-	-	2	-	-	-	-
Robbery	-	-	-	2	1	1	1	-	-	-
Aggravated Assault	11	4	-	3	4	18	19	2	5	3
Burglary	9	5	2	3	7	17	19	-	5	4
Larceny Theft	5	3	3	11	15	15	37	1	8	36
Grand Theft Auto	2	-	-	-	8	15	16	1	2	3
Arson	1	-	-	1	-	2	4	-	1	1
Subtotal	28	12	5	20	36	70	97	4	21	47
<u>ALL OTHER OFFENSES</u>										
Forgery	1	-	-	-	1	-	-	-	1	-
Fraud and NSF Checks	4	1	-	-	2	7	7	-	-	3
Sex Offenses Felony	-	-	-	-	-	5	1	-	-	-
Sex Offenses Misdemeanors	-	-	-	-	-	1	-	-	-	-
Assaults, Non-Aggravated	3	1	-	5	5	4	3	-	2	4
Weapon Laws	1	-	-	3	3	4	6	-	-	1
Offenses Against Family	-	-	-	-	-	-	-	-	-	-
Narcotics	9	-	-	1	9	10	9	-	-	4
Liquor Laws	-	-	-	-	-	-	-	-	-	-
Drunk-Alcohol/Drugs	2	1	1	4	-	9	3	-	1	2
Disorderly Conduct	2	-	-	1	-	2	2	-	-	1
Vagrancy	-	-	-	-	-	-	-	-	-	-
Gambling	-	-	-	-	-	-	-	-	-	-
Drunk Driving-Vehicle/Boat	6	-	-	1	4	3	5	2	1	-
Vehicle/Boating Laws	1	-	-	1	4	8	2	1	-	-
Vandalism	3	-	1	-	8	11	5	-	1	1
Warrants	-	-	-	1	-	-	-	-	-	-
Receiving Stolen Property	-	-	-	-	-	-	-	-	-	1
Federal Offenses W/O Money	-	-	-	-	-	-	1	-	-	-
Federal Offenses With Money	-	-	-	-	-	1	1	-	-	-
Felonies, Miscellaneous	1	-	1	-	3	4	4	-	1	1
Misdemeanors, Miscellaneous	5	-	1	1	-	5	3	2	1	-
Subtotal	38	3	4	18	39	74	52	5	8	18
<u>NON-CRIMINAL</u>										
Persons Missing	2	-	-	4	1	6	5	1	1	-
Juvenile, Non-Criminal	-	-	-	-	-	-	-	-	-	-
Commitments	-	-	-	-	-	-	-	-	-	-
Miscellaneous, Non-Criminal	7	-	1	5	12	18	10	-	3	6
Suicide and Attempt	3	-	-	-	1	1	-	-	1	-
Mentally Ill	1	-	-	-	-	1	1	-	1	-
Accidents, Traffic/Veh./Boat	-	-	1	-	-	-	-	-	-	-
Accidents, Miscellaneous	-	-	-	-	-	1	1	-	1	-
Persons Dead	1	-	-	-	-	-	-	-	-	1
Subtotal	14	-	2	9	14	27	17	1	7	7

SANTA CLARITA VALLEY STATION
OFFENSES BY REPORTING DISTRICT
JULY 1987 THROUGH FEBRUARY 1988

	Unincorporated									
	0667	0668	0676	0680	0681	0682	0683	0684	0685	0686
<u>PART I CRIME OFFENSES</u>										
Criminal Homicide	-	-	-	-	1	-	1	-	-	-
Forcible Rape	-	-	-	-	-	2	-	-	-	-
Robbery	-	-	-	2	1	1	1	-	-	-
Aggravated Assault	11	4	-	3	4	18	19	2	5	3
Burglary	9	5	2	3	7	17	19	-	5	4
Larceny Theft	5	3	3	11	15	15	37	1	8	36
Grand Theft Auto	2	-	-	-	8	15	16	1	2	3
Arson	1	-	-	1	-	2	4	-	1	1
Subtotal	28	12	5	20	36	70	97	4	21	47
<u>ALL OTHER OFFENSES</u>										
Forgery	1	-	-	-	1	-	-	-	1	-
Fraud and NSF Checks	4	1	-	-	2	7	7	-	-	3
Sex Offenses Felony	-	-	-	-	-	5	1	-	-	-
Sex Offenses Misdemeanors	-	-	-	-	-	1	-	-	-	-
Assaults, Non-Aggravated	3	1	-	5	5	4	3	-	2	4
Weapon Laws	1	-	-	3	3	4	6	-	-	1
Offenses Against Family	-	-	-	-	-	-	-	-	-	-
Narcotics	9	-	-	1	9	10	9	-	-	4
Liquor Laws	-	-	-	-	-	-	-	-	-	-
Drunk-Alcohol/Drugs	2	1	1	4	-	9	3	-	1	2
Disorderly Conduct	2	-	-	1	-	2	2	-	-	1
Vagrancy	-	-	-	-	-	-	-	-	-	-
Gambling	-	-	-	-	-	-	-	-	-	-
Drunk Driving-Vehicle/Boat	6	-	-	1	4	3	5	2	1	-
Vehicle/Boating Laws	1	-	-	1	4	8	2	1	-	-
Vandalism	3	-	1	-	8	11	5	-	1	1
Warrants	-	-	-	1	-	-	-	-	-	-
Receiving Stolen Property	-	-	-	-	-	-	-	-	-	1
Federal Offenses W/O Money	-	-	-	-	-	-	1	-	-	-
Federal Offenses With Money	-	-	-	-	-	1	1	-	-	-
Felonies, Miscellaneous	1	-	1	-	3	4	4	-	1	1
Misdemeanors, Miscellaneous	5	-	1	1	-	5	3	2	1	-
Subtotal	38	3	4	18	39	74	52	5	8	18
<u>NON-CRIMINAL</u>										
Persons Missing	2	-	-	4	1	6	5	1	1	-
Juvenile, Non-Criminal	-	-	-	-	-	-	-	-	-	-
Commitments	-	-	-	-	-	-	-	-	-	-
Miscellaneous, Non-Criminal	7	-	1	5	12	18	10	-	3	6
Suicide and Attempt	3	-	-	-	1	1	-	-	1	-
Mentally Ill	1	-	-	-	-	1	1	-	1	-
Accidents, Traffic/Veh./Boat	-	-	1	-	-	-	-	-	-	-
Accidents, Miscellaneous	-	-	-	-	-	1	1	-	1	-
Persons Dead	1	-	-	-	-	-	-	-	-	1
Subtotal	14	-	2	9	14	27	17	1	7	7

SANTA CLARITA VALLEY STATION
OFFENSES BY REPORTING DISTRICT
MARCH THROUGH JUNE 1988*

Santa Clarita Valley**

	0601	0602	0603	0604	0605	0606	0610	0611	0612	0613
<u>PART I CRIME OFFENSES</u>										
Criminal Homicide	-	-	-	-	-	-	-	-	-	-
Forcible Rape	-	-	-	-	-	-	-	-	-	-
Robbery	-	-	-	-	-	-	-	2	1	2
Aggravated Assault	-	-	-	-	1	-	2	14	15	2
Burglary	-	-	2	-	1	7	13	12	10	3
Larceny Theft	6	4	4	-	7	5	11	34	18	10
Grand Theft Auto	3	-	-	-	-	-	1	5	6	1
Arson	-	-	-	-	-	-	-	-	2	-
Subtotal	9	4	6	-	9	12	27	67	52	18
<u>ALL OTHER OFFENSES</u>										
Forgery	-	-	-	-	-	-	-	-	1	-
Fraud and NSF Checks	-	-	-	-	-	-	2	86	59	66
Sex Offenses Felony	-	-	-	-	-	-	-	3	-	-
Sex Offenses Misdemeanors	-	-	1	-	-	-	3	-	4	-
Assaults, Non-Aggravated	1	1	3	-	-	3	8	5	5	3
Weapon Laws	-	-	2	-	-	3	-	-	1	-
Offenses Against Family	-	-	-	-	-	-	-	-	-	-
Narcotics	-	-	-	-	1	1	2	5	4	2
Liquor Laws	-	-	-	-	-	-	2	1	4	-
Drunk-Alcohol/Drugs	-	-	-	-	-	-	3	1	2	2
Disorderly Conduct	-	-	-	-	-	-	3	5	1	-
Vagrancy	-	-	-	-	-	-	-	-	-	-
Gambling	-	-	-	-	-	-	-	-	-	-
Drunk Driving-Vehicle/Boat	-	-	-	-	-	-	10	5	3	7
Vehicle/Boating Laws	-	-	-	-	-	-	2	2	3	3
Vandalism	1	1	3	-	1	2	4	10	8	3
Warrants	-	-	-	-	-	-	-	-	-	-
Receiving Stolen Property	-	-	-	-	-	-	-	1	-	-
Federal Offenses W/O Money	-	-	-	-	-	-	-	-	-	-
Federal Offenses With Money	-	-	-	-	-	-	-	-	-	-
Felonies, Miscellaneous	-	1	-	-	-	-	-	1	2	1
Misdemeanors, Miscellaneous	-	-	-	-	-	-	3	2	3	-
Subtotal	2	3	9	-	2	9	42	127	100	87
<u>NON-CRIMINAL</u>										
Persons Missing	-	-	-	-	-	1	2	9	6	1
Juvenile, Non-Criminal	-	-	-	-	-	-	-	-	-	-
Commitments	-	-	-	-	-	-	-	-	-	-
Miscellaneous, Non-Criminal	1	1	1	2	-	1	3	12	11	1
Suicide and Attempt	-	-	-	-	-	-	-	1	2	-
Mentally Ill	-	-	-	-	-	-	-	-	1	-
Accidents, Traffic/Veh./Boat	-	-	-	-	-	-	-	-	-	-
Accidents, Miscellaneous	-	-	-	-	-	-	-	1	-	-
Persons Dead	-	-	-	-	-	-	-	-	1	-
Subtotal	1	1	1	2	-	2	5	23	21	2

* REPORTING DISTRICTS DESIGNATION REVISED MARCH 1, 1988

** SANTA CLARITA CITY INCORPORATED MARCH 1, 1988 89

SANTA CLARITA VALLEY STATION
OFFENSES BY REPORTING DISTRICT
MARCH THROUGH JUNE 1988

Santa Clarita Valley

0620 0621 0622 0623 0624 0625 0626 0627 0628 0629

PART I CRIME OFFENSES

Criminal Homicide	-	-	-	-	-	-	-	-	-
Forcible Rape	-	1	1	-	-	-	-	2	-
Robbery	-	1	1	-	-	-	5	-	6
Aggravated Assault	1	2	2	2	-	12	4	6	19
Burglary	-	7	16	13	7	9	3	10	17
Larceny Theft	6	45	36	20	13	19	23	26	31
Grand Theft Auto	-	2	8	7	1	10	1	14	18
Arson	-	1	2	-	-	-	-	-	2
Subtotal	7	59	66	42	21	50	31	61	89

ALL OTHER OFFENSES

Forgery	-	2	-	1	-	-	-	1	-	1
Fraud and NSF Checks	3	8	56	4	2	7	8	5	4	103
Sex Offenses Felony	-	1	2	2	-	2	1	-	-	-
Sex Offenses Misdemeanors	-	-	-	4	-	1	-	-	1	2
Assaults, Non-Aggravated	2	2	2	-	-	2	1	5	5	1
Weapon Laws	1	-	-	-	-	1	1	2	-	2
Offenses Against Family	-	-	-	-	-	-	-	1	-	-
Narcotics	4	1	4	2	1	4	3	10	2	4
Liquor Laws	-	1	3	-	-	2	-	2	3	7
Drunk-Alcohol/Drugs	-	3	1	-	1	3	1	3	-	-
Disorderly Conduct	-	2	3	5	2	1	2	2	2	-
Vagrancy	-	-	-	-	-	-	-	-	-	-
Gambling	-	-	-	-	-	-	-	-	-	-
Drunk Driving-Vehicle/Boat	2	3	2	3	-	6	1	4	3	10
Vehicle/Boating Laws	-	2	1	2	-	3	2	4	3	1
Vandalism	-	2	11	4	-	4	1	6	12	5
Warrants	-	-	-	-	-	-	-	-	-	-
Receiving Stolen Property	1	-	-	-	-	1	-	-	-	-
Federal Offenses W/O Money	-	-	-	-	-	-	-	-	-	-
Federal Offenses With Money	-	-	-	-	-	-	-	-	-	1
Felonies, Miscellaneous	-	2	1	-	1	1	-	2	3	1
Misdemeanors, Miscellaneous	-	3	5	1	1	3	-	6	3	2
Subtotal	13	32	91	28	8	41	21	53	41	140

NON-CRIMINAL

Persons Missing	-	1	1	6	1	1	6	4	12	-
Juvenile, Non-Criminal	-	-	-	-	-	1	-	-	-	-
Commitments	-	-	-	-	-	-	-	-	-	-
Miscellaneous, Non-Criminal	7	4	10	4	2	7	6	6	10	9
Suicide and Attempt	-	-	2	1	1	2	-	-	-	1
Mentally Ill	-	1	1	-	-	-	-	-	-	-
Accidents, Traffic/Veh./Boat	-	-	1	-	-	-	-	-	-	-
Accidents, Miscellaneous	-	-	-	-	-	-	1	-	-	-
Persons Dead	-	-	1	-	-	-	-	-	1	-
Subtotal	7	6	16	11	4	11	13	10	23	10

SANTA CLARITA VALLEY STATION
OFFENSES BY REPORTING DISTRICT
MARCH THROUGH JUNE 1988

	Unincorporated									
	0630	0631	0633	0634	0640	0641	0642	0643	0644	0645
<u>PART I CRIME OFFENSES</u>										
Criminal Homicide	-	-	-	-	-	-	-	-	-	-
Forcible Rape	-	-	-	-	-	1	-	-	-	-
Robbery	2	1	-	-	1	-	1	2	-	-
Aggravated Assault	4	9	3	3	2	12	5	3	5	-
Burglary	5	18	1	6	1	10	12	6	5	1
Larceny Theft	4	27	5	10	6	41	9	16	26	10
Grand Theft Auto	1	15	8	5	-	10	5	4	4	1
Arson	-	1	-	-	1	2	1	-	-	-
Subtotal	16	71	17	24	11	76	33	31	40	12
<u>ALL OTHER OFFENSES</u>										
Forgery	-	1	-	3	-	-	-	-	-	-
Fraud and NSF Checks	-	7	-	6	2	21	2	20	15	5
Sex Offenses Felony	-	7	2	1	-	1	-	-	-	-
Sex Offenses Misdemeanors	-	2	-	-	1	-	-	-	1	1
Assaults, Non-Aggravated	2	6	1	1	1	7	3	1	4	1
Weapon Laws	1	2	-	3	-	1	1	-	1	-
Offenses Against Family	-	-	-	-	-	-	-	-	1	-
Narcotics	4	15	-	1	1	7	2	9	1	-
Liquor Laws	-	-	-	1	-	2	-	-	-	-
Drunk-Alcohol/Drugs	3	10	2	1	-	6	1	2	1	-
Disorderly Conduct	2	2	-	4	1	6	4	-	-	1
Vagrancy	-	-	-	-	-	-	-	-	-	-
Gambling	-	-	-	-	-	-	-	-	-	-
Drunk Driving-Vehicle/Boat	1	11	1	5	1	10	4	9	4	2
Vehicle/Boating Laws	-	1	-	-	1	2	-	1	3	-
Vandalism	5	20	2	6	4	21	5	1	3	2
Warrants	-	-	-	-	-	-	-	-	-	-
Receiving Stolen Property	-	-	-	1	-	-	-	-	-	-
Federal Offenses W/O Money	-	-	-	-	-	-	-	-	-	-
Federal Offenses With Money	-	-	-	-	-	-	-	-	-	-
Felonies, Miscellaneous	-	2	-	-	1	2	3	1	1	2
Misdemeanors, Miscellaneous	1	12	1	-	-	4	-	2	1	10
Subtotal	19	98	9	33	13	90	25	46	36	24
<u>NON-CRIMINAL</u>										
Persons Missing	1	12	1	4	1	10	3	2	-	-
Juvenile, Non-Criminal	-	3	-	-	-	-	-	-	-	-
Commitments	-	-	-	-	-	-	-	-	-	-
Miscellaneous, Non-Criminal	3	8	2	6	5	20	5	4	5	1
Suicide and Attempt	1	2	-	-	-	2	1	-	-	-
Mentally Ill	1	1	-	-	1	-	1	-	-	-
Accidents, Traffic/Veh./Boat	-	-	-	-	-	-	-	-	-	-
Accidents, Miscellaneous	-	-	-	-	-	-	-	-	-	-
Persons Dead	-	1	-	1	-	1	-	-	-	-
Subtotal	6	27	3	11	7	33	10	6	5	1

SANTA CLARITA VALLEY STATION
OFFENSES BY REPORTING DISTRICT
MARCH THROUGH JUNE 1988

	Unincorporated									
	0650	0651	0652	0653	0654	0655	0660	0661	0662	0670
<u>PART I CRIME OFFENSES</u>										
Criminal Homicide	-	-	-	-	-	-	-	-	-	-
Forcible Rape	-	1	-	-	1	1	1	-	1	-
Robbery	-	-	-	-	-	-	1	-	-	-
Aggravated Assault	1	-	1	-	5	-	-	3	6	3
Burglary	-	3	1	-	10	-	5	1	17	2
Larceny Theft	-	1	3	-	11	3	6	7	6	-
Grand Theft Auto	-	-	2	1	1	1	-	5	3	4
Arson	-	-	-	-	1	-	1	1	1	-
Subtotal	1	5	7	1	29	5	14	17	34	9
<u>ALL OTHER OFFENSES</u>										
Forgery	-	-	-	-	-	-	-	1	-	-
Fraud and NSF Checks	-	-	-	-	-	-	1	3	-	3
Sex Offenses Felony	-	-	-	-	1	-	-	-	1	-
Sex Offenses Misdemeanors	-	-	-	-	1	-	1	-	-	-
Assaults, Non-Aggravated	-	-	-	1	6	-	1	1	5	4
Weapon Laws	-	-	-	-	1	-	-	2	3	2
Offenses Against Family	-	-	-	-	-	-	-	-	-	-
Narcotics	-	2	1	-	6	-	5	9	6	2
Liquor Laws	-	-	-	-	-	-	-	-	-	-
Drunk-Alcohol/Drugs	-	-	-	-	1	-	-	2	2	1
Disorderly Conduct	-	1	-	-	2	-	-	-	1	1
Vagrancy	-	-	-	-	-	-	-	-	-	-
Gambling	-	-	-	-	-	-	-	-	-	-
Drunk Driving-Vehicle/Boat	-	-	1	-	2	2	1	-	9	-
Vehicle/Boating Laws	-	-	-	-	1	-	2	1	1	3
Vandalism	-	1	2	-	8	-	2	3	6	3
Warrants	-	-	-	-	-	-	-	-	-	-
Receiving Stolen Property	-	-	-	-	-	-	-	-	-	-
Federal Offenses W/O Money	-	-	-	-	-	-	-	-	-	-
Federal Offenses With Money	-	-	-	-	1	-	-	-	-	-
Felonies, Miscellaneous	-	-	-	-	2	-	1	3	-	-
Misdemeanors, Miscellaneous	-	-	2	-	5	-	2	2	-	-
Subtotal	-	4	6	1	37	2	16	27	34	19
<u>NON-CRIMINAL</u>										
Persons Missing	-	-	-	-	3	-	1	1	3	2
Juvenile, Non-Criminal	-	-	-	-	-	-	-	-	-	1
Commitments	-	-	-	-	-	-	-	-	-	-
Miscellaneous, Non-Criminal	-	-	-	1	9	-	4	4	7	3
Suicide and Attempt	-	-	-	-	1	-	-	1	-	-
Mentally Ill	-	-	-	-	-	-	-	-	-	-
Accidents, Traffic/Veh./Boat	-	-	-	-	-	-	-	-	-	-
Accidents, Miscellaneous	-	-	-	-	-	-	-	-	1	-
Persons Dead	-	1	-	-	1	-	-	-	-	-
Subtotal	-	1	-	1	14	-	5	6	11	6

SANTA CLARITA VALLEY STATION
OFFENSES BY REPORTING DISTRICT
MARCH THROUGH JUNE 1988

	Unincorporated									
	0671	0672	0673	0674	0675	0676	0677	0678	0679	0680
<u>PART I CRIME OFFENSES</u>										
Criminal Homicide	-	-	-	-	-	-	-	-	-	-
Forcible Rape	-	-	-	-	1	-	-	-	-	-
Robbery	-	-	-	-	-	-	-	-	-	-
Aggravated Assault	5	1	-	1	11	-	1	-	-	-
Burglary	4	1	-	1	3	-	-	-	-	1
Larceny Theft	3	2	5	3	24	-	-	1	-	3
Grand Theft Auto	-	1	2	2	10	-	-	-	-	-
Arson	-	-	1	-	1	-	-	-	-	-
Subtotal	12	5	8	7	50	-	1	1	-	4
<u>ALL OTHER OFFENSES</u>										
Forgery	-	-	-	-	-	-	-	-	-	-
Fraud and NSF Checks	-	-	1	-	22	-	-	-	-	-
Sex Offenses Felony	2	-	-	-	-	-	-	-	-	-
Sex Offenses Misdemeanors	-	-	2	-	-	-	-	-	-	-
Assaults, Non-Aggravated	-	-	1	-	2	-	-	-	-	-
Weapon Laws	-	-	-	-	2	-	-	-	-	-
Offenses Against Family	-	-	-	-	-	-	-	-	-	-
Narcotics	-	-	-	-	7	-	-	-	-	1
Liquor Laws	-	-	-	-	-	-	-	-	-	-
Drunk-Alcohol/Drugs	-	1	-	-	4	-	-	-	1	-
Disorderly Conduct	-	-	-	-	2	-	-	-	-	1
Vagrancy	-	-	-	-	-	-	-	-	-	-
Gambling	-	-	-	-	-	-	-	-	-	-
Drunk Driving-Vehicle/Boat	-	-	1	-	2	-	-	-	-	-
Vehicle/Boating Laws	-	-	1	-	-	-	-	-	-	-
Vandalism	-	1	1	-	3	-	-	1	-	-
Warrants	-	-	-	-	-	-	-	-	-	-
Receiving Stolen Property	-	-	-	-	-	-	-	-	-	-
Federal Offenses W/O Money	-	-	-	-	-	-	-	-	-	-
Federal Offenses With Money	-	-	-	-	-	-	-	-	-	-
Felonies, Miscellaneous	-	-	-	-	3	-	-	-	-	-
Misdemeanors, Miscellaneous	-	-	1	1	1	-	-	-	-	-
Subtotal	2	2	8	1	48	-	-	1	1	2
<u>NON-CRIMINAL</u>										
Persons Missing	-	-	-	-	1	-	1	-	-	-
Juvenile, Non-Criminal	-	-	-	-	1	-	-	-	-	-
Commitments	-	-	-	-	-	-	-	-	-	-
Miscellaneous, Non-Criminal	-	1	2	1	2	-	-	-	-	-
Suicide and Attempt	-	-	-	-	-	-	-	-	-	-
Mentally Ill	-	-	-	-	2	-	-	-	-	-
Accidents, Traffic/Veh./Boat	-	-	-	-	-	-	-	-	-	-
Accidents, Miscellaneous	-	-	-	-	1	-	-	-	2	-
Persons Dead	-	-	-	-	1	-	-	-	-	-
Subtotal	-	1	2	1	8	-	1	-	2	-

SANTA CLARITA VALLEY STATION
OFFENSES BY REPORTING DISTRICT
MARCH THROUGH JUNE 1988

	Unincorporated								
	0681	0682	0683	0684	0685	0686	0687	0688	0689
<u>PART I CRIME OFFENSES</u>									
Criminal Homicide	1	-	1	-	-	-	-	-	-
Forcible Rape	1	-	-	-	-	-	-	-	-
Robbery	-	-	1	-	-	-	-	-	-
Aggravated Assault	-	-	2	-	-	-	-	-	-
Burglary	3	-	2	-	1	-	-	-	1
Larceny Theft	3	-	-	1	1	-	1	-	-
Grand Theft Auto	1	-	-	-	-	-	-	-	2
Arson	-	-	1	-	1	-	1	-	-
Subtotal	7	-	5	1	3	-	2	-	3
<u>ALL OTHER OFFENSES</u>									
Forgery	1	-	-	-	-	-	-	-	-
Fraud and NSF Checks	-	-	-	-	-	-	-	-	-
Sex Offenses Felony	-	-	-	-	-	-	-	-	-
Sex Offenses Misdemeanors	-	-	-	-	-	-	-	-	-
Assaults, Non-Aggravated	2	-	-	-	-	-	-	1	-
Weapon Laws	1	-	-	-	1	-	-	1	1
Offenses Against Family	-	-	-	-	-	-	-	-	-
Narcotics	6	-	-	-	-	-	-	1	-
Liquor Laws	-	-	-	-	-	-	-	-	-
Drunk-Alcohol/Drugs	2	-	-	-	-	-	-	-	-
Disorderly Conduct	-	-	-	-	-	-	-	-	-
Vagrancy	-	-	-	-	-	-	-	-	-
Gambling	-	-	-	-	-	-	-	-	-
Drunk Driving-Vehicle/Boat	-	-	-	-	-	-	-	2	-
Vehicle/Boating Laws	1	-	1	-	-	-	-	-	1
Vandalism	2	-	-	-	-	-	-	-	-
Warrants	-	-	-	-	-	-	-	-	-
Receiving Stolen Property	-	-	-	-	-	-	-	-	-
Federal Offenses W/O Money	-	-	-	-	-	-	-	-	-
Federal Offenses With Money	-	-	-	-	-	-	-	-	-
Felonies, Miscellaneous	-	-	-	-	-	-	-	-	-
Misdemeanors, Miscellaneous	-	-	-	-	-	-	-	-	-
Subtotal	15	-	1	-	1	-	-	5	2
<u>NON-CRIMINAL</u>									
Persons Missing	-	-	1	-	-	-	-	-	-
Juvenile, Non-Criminal	-	-	-	-	-	-	-	-	-
Commitments	-	-	-	-	-	-	-	-	-
Miscellaneous, Non-Criminal	2	-	-	1	-	-	-	1	2
Suicide and Attempt	-	-	-	-	-	-	-	1	-
Mentally Ill	-	-	-	-	-	-	-	-	-
Accidents, Traffic/Veh./Boat	-	-	-	-	-	-	-	-	-
Accidents, Miscellaneous	1	-	-	-	-	-	-	-	-
Persons Dead	1	-	-	-	-	-	-	-	1
Subtotal	4	-	1	1	-	-	-	2	3

SANTA CLARITA VALLEY STATION
OFFENSES BY REPORTING DISTRICT
MARCH THROUGH JUNE 1988

	Unincorporated		
	<u>0690</u>	<u>0691</u>	<u>0692</u>
<u>PART I CRIME OFFENSES</u>			
Criminal Homicide	-	-	-
Forcible Rape	-	-	-
Robbery	-	-	-
Aggravated Assault	10	-	1
Burglary	4	-	-
Larceny Theft	23	2	2
Grand Theft Auto	6	1	-
Arson	-	-	-
Subtotal	43	3	3
<u>ALL OTHER OFFENSES</u>			
Forgery	-	-	-
Fraud and NSF Checks	1	-	-
Sex Offenses Felony	-	-	-
Sex Offenses Misdemeanors	-	-	-
Assaults, Non-Aggravated	10	-	1
Weapon Laws	5	-	1
Offenses Against Family	-	-	-
Narcotics	17	4	1
Liquor Laws	1	-	-
Drunk-Alcohol/Drugs	8	-	-
Disorderly Conduct	-	-	-
Vagrancy	-	-	-
Gambling	-	-	-
Drunk Driving-Vehicle/Boat	-	1	-
Vehicle/Boating Laws	1	-	-
Vandalism	2	-	-
Warrants	-	1	-
Receiving Stolen Property	1	-	-
Federal Offenses W/O Money	-	-	-
Federal Offenses With Money	-	-	-
Felonies, Miscellaneous	3	-	-
Misdemeanors, Miscellaneous	6	2	-
Subtotal	55	8	3
<u>NON-CRIMINAL</u>			
Persons Missing	-	-	-
Juvenile, Non-Criminal	-	-	-
Commitments	-	-	-
Miscellaneous, Non-Criminal	3	-	2
Suicide and Attempt	-	-	-
Mentally Ill	-	-	-
Accidents, Traffic/Veh./Boat	-	-	2
Accidents, Miscellaneous	-	-	-
Persons Dead	-	-	-
Subtotal	3	-	4

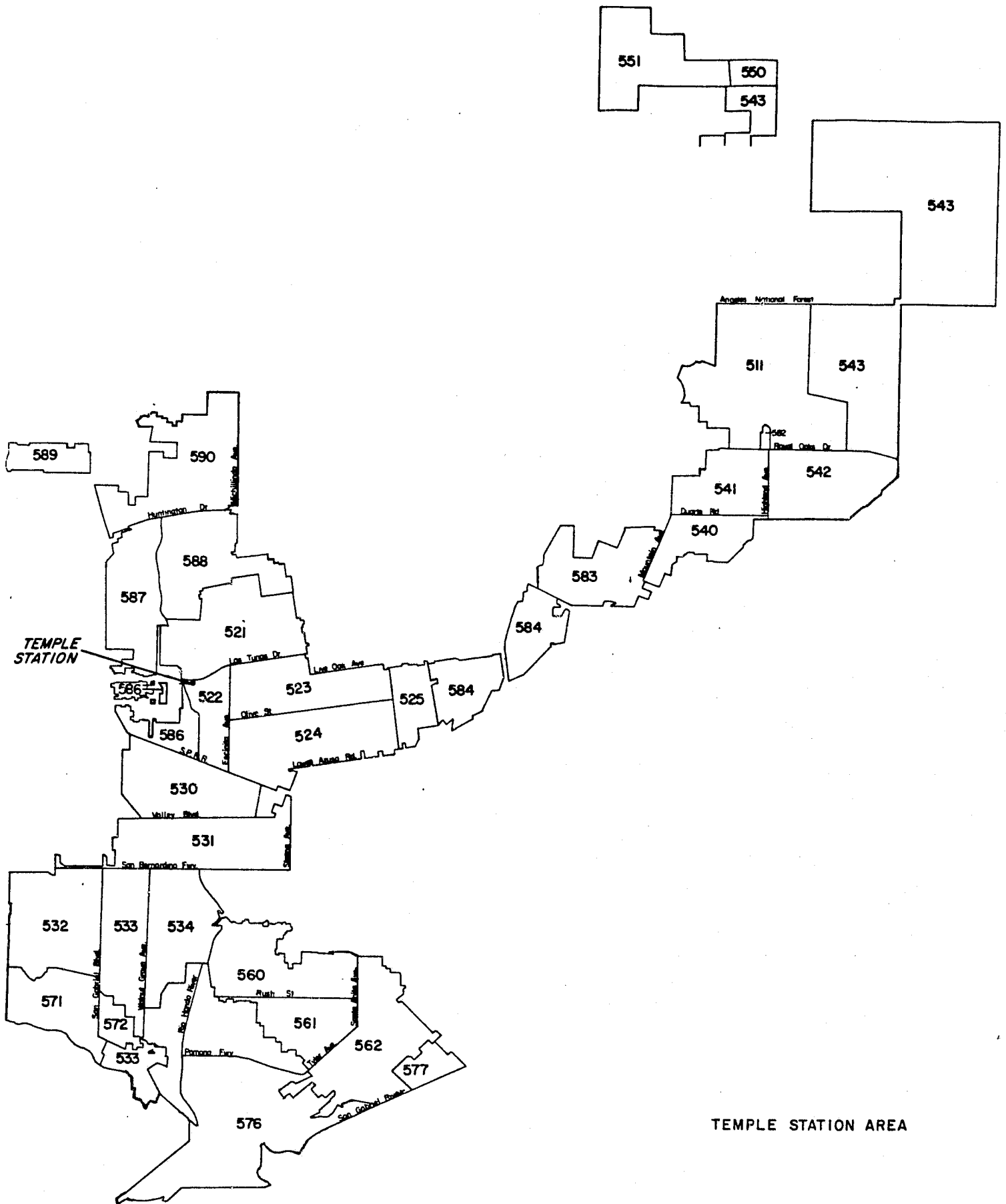
SANTA CLARITA VALLEY

PART I OFFENSES CLEARED

ACTUAL KNOWN OFFENSES	STATION TOTAL	UNINCORPORATED	SANTA CLARITA
TOTAL PART I OFFENSES	3,804	2,789	1,015
Number Cleared	734	650	84
Percent Cleared	19.3	23.3	8.3
CRIMINAL HOMICIDE	11	11	-
Number Cleared	5	5	-
Percent Cleared	45.5	45.5	-
FORCIBLE RAPE	31	26	5
Number Cleared	10	10	-
Percent Cleared	32.3	38.5	-
ROBBERY	69	44	25
Number Cleared	31	23	8
Percent Cleared	44.9	52.3	32.0
AGGRAVATED ASSAULT	522	390	132
Number Cleared	230	207	23
Percent Cleared	44.1	53.1	17.4
BURGLARY	800	599	201
Number Cleared	123	107	16
Percent Cleared	15.4	17.9	8.0
LARCENY THEFT	1,779	1,277	502
Number Cleared	209	185	24
Percent Cleared	11.7	14.5	4.8
GRAND THEFT AUTO	539	401	138
Number Cleared	122	111	11
Percent Cleared	22.6	27.7	8.0
ARSON	53	41	12
Number Cleared	4	2	2
Percent Cleared	7.5	4.9	16.7

STOLEN AND RECOVERED PROPERTY

	AMOUNT STOLEN	AMOUNT RECOVERED	PERCENT
TOTAL	\$6,449,888	1,868,403	29.0
Homicide	-	-	-
Rape	140	-	-
Robbery	43,249	10,663	24.7
Burglary	1,046,588	74,717	7.1
Larceny Theft	2,220,280	118,272	5.3
Auto Theft	3,139,631	1,664,751	53.0



TEMPLE STATION AREA

TEMPLE STATION

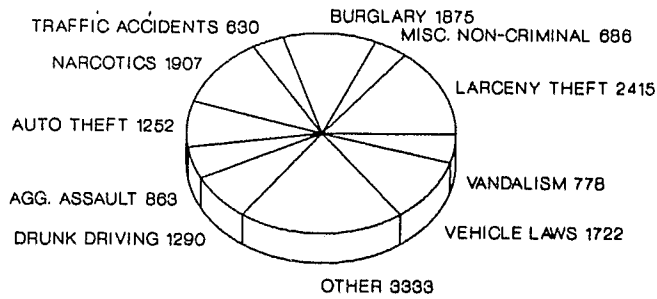
SYNOPSIS

	FISCAL YEAR	FISCAL YEAR	PERCENT CHANGE	CRIME RATE PER 10,000 POP.	
	1987-88	1986-87		1987-88	1986-87
<u>TOTAL CASES HANDLED</u>	16,751	16,551	+ 1		
<u>PART I OFFENSES</u>	6,827	6,754	+ 1	398.58	393.57
Criminal Homicide	18	14	+ 29	1.05	.82
Forcible Rape	65	28	+132	3.79	1.63
Robbery	285	368	- 23	16.64	21.44
Aggravated Assault	863	699	+ 23	50.38	40.73
Burglary	1,875	1,905	- 2	109.47	111.01
Larceny Theft	2,415	2,611	- 8	140.99	152.15
Grand Theft Auto	1,252	1,075	+ 16	73.10	62.64
Arson	54	54	-	3.15	3.15
<u>PART II OFFENSES</u>	7,692	7,298	+ 5	449.08	425.27
Non-Criminal Cases	2,232	2,499	- 11		
<u>TOTAL ARRESTS</u>	7,518	7,376	+ 2		
Adult Arrests	6,616	6,474	+ 2		
Juvenile Arrests	902	902	-		
<u>TOTAL CASE ASSIGNMENTS</u>	9,412	9,604	- 2		
Adult Detectives	9,410	9,604	- 2		
Juvenile Detectives	2	-	+100		
<u>STOLEN AND RECOVERED PROPERTY</u>					
Amount Stolen	11,512,464	86,72,807	+ 33		
Amount Recovered	3,123,811	2,161,294	+ 45		
Percent Recovered	27.1	24.9			
<u>TRAFFIC ACCIDENTS</u>	1,121	1,127	- 1		

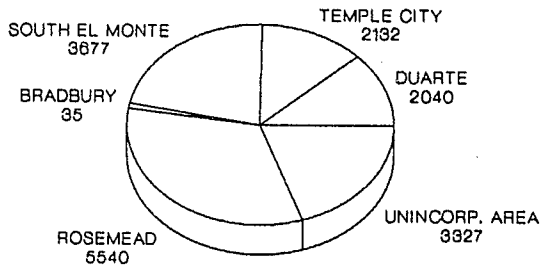
	AREA, IN SQUARE MILES	POPULATION	CRIME RATE PER 10,000 POP.		PERCENT CHANGE
		1987-88	1987-88	1986-87	
Total Area	62.31	171,283	398.58	393.57	+ 1
Unincorporated Area	42.10	50,873	309.40	305.31	+ 1
Bradbury	2.00	918	217.86	243.09	- 10
Duarte	6.58	21,838	372.74	369.53	+ 1
Rosemead	4.97	48,894	472.45	482.73	- 2
South El Monte	2.81	18,219	692.68	630.38	+ 10
Temple City	3.85	30,541	277.33	275.96	-

TEMPLE STATION

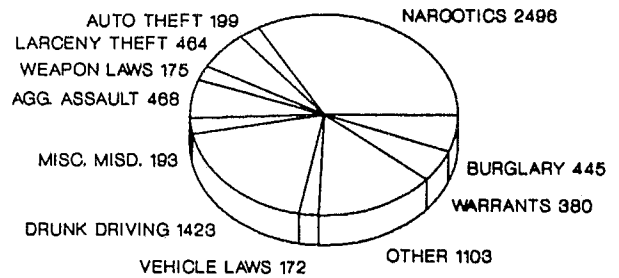
MOST FREQUENT CASES HANDLED



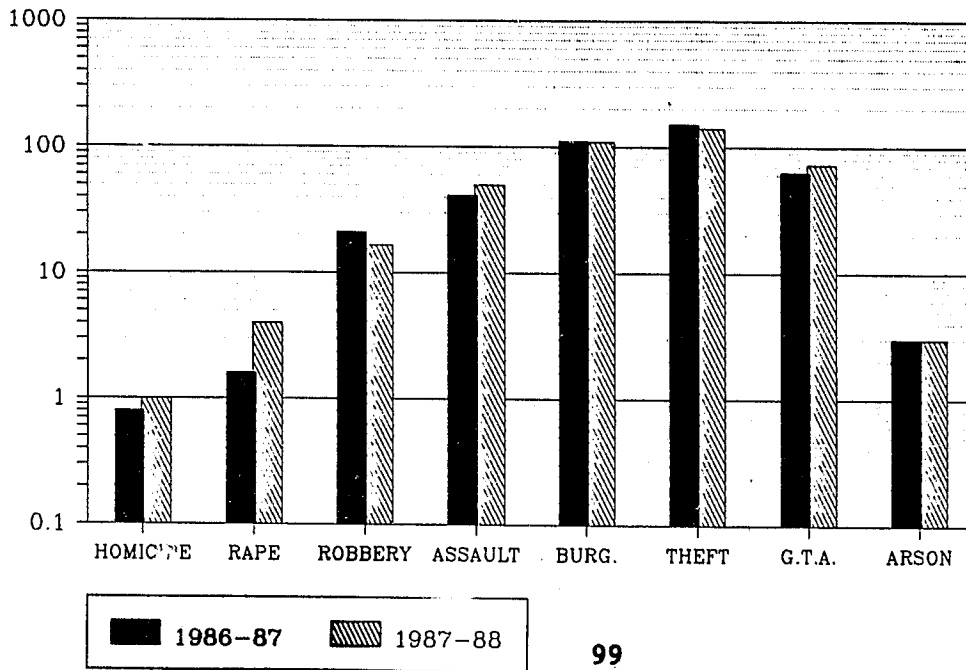
CASES HANDLED BY LOCATION



MOST FREQUENT ARRESTS



CRIME RATE RATE PER 10,000 POPULATION



T E M P L E S T A T I O N

C A S E S A N D A R R E S T S

	C A S E S A N D A R R E S T S			C A S E A S S I G N M E N T S	
	C A S E S H A N D L E D	A D U L T S A R R E S T E D	J U V E N I L E S A R R E S T E D	A D U L T	J U V E N I L E S
FISCAL YEAR 1987-88	16,751	6,616	902	9,410	2
FISCAL YEAR 1986-87	16,551	6,474	902	9,604	-
FISCAL YEAR 1985-86	16,206	6,355	991	9,429	2
% CHANGE LAST TWO YEARS	+ 1	+ 2	-	- 2	+100
<u>PART I CRIME OFFENSES</u>					
Criminal Homicide	18	7	3	16	-
Forcible Rape	65	26	4	62	-
Robbery	285	91	19	272	-
Aggravated Assault	863	440	28	766	-
Burglary	1,875	267	178	1,860	-
Larceny Theft	2,415	357	107	2,172	2
Grand Theft Auto	1,252	119	80	1,182	-
Arson	54	3	6	9	-
Subtotal	6,827	1,310	425	6,339	2
<u>ALL OTHER OFFENSES</u>					
Forgery	31	26	2	22	-
Fraud and NSF Checks	163	21	3	155	-
Sex Offenses Felonies	103	48	4	60	-
Sex Offenses Misdemeanors	214	62	1	151	-
Assaults, Non-Aggravated	400	122	43	192	-
Weapon Laws	217	160	15	112	-
Offenses Against Family	12	2	-	12	-
Narcotics	1,907	2,361	135	114	-
Liquor Laws	53	23	13	7	-
Drunk-Alcohol/Drugs	67	75	2	2	-
Disorderly Conduct	199	61	11	128	-
Vagrancy	2	1	1	1	-
Gambling	2	4	-	-	-
Drunk Driving-Vehicle/Boat	1,290	1,411	12	20	-
Vehicle/Boating Laws	1,722	146	26	107	-
Vandalism	788	35	55	720	-
Warrants	12	379	1	1	-
Receiving Stolen Property	51	132	30	50	-
Federal Offenses W/O Money	3	2	-	3	-
Federal Offenses With Money	24	-	-	23	-
Felonies, Miscellaneous	183	56	9	166	-
Misdemeanors, Miscellaneous	259	179	14	58	-
Subtotal	7,692	5,306	377	2,104	-
<u>NON-CRIMINAL</u>					
Persons Missing	567	-	-	435	-
Juvenile, Non-Criminal	17	-	95	16	-
Commitments	-	-	-	-	-
Miscellaneous, Non-Criminal	686	-	5	405	-
Suicide and Attempt	97	-	-	77	-
Mentally Ill	96	-	-	15	-
Accidents, Traffic/Veh./Boat	630	-	-	6	-
Accidents, Miscellaneous	15	-	-	9	-
Persons Dead	124	-	-	4	-
Subtotal	2,232	-	100	967	-

T E M P L E S T A T I O N

	Temple-Unincorporated			City of Bradbury		
	CASES HANDLED	ADULTS ARRESTED	JUVENILES ARRESTED	CASES HANDLED	ADULTS ARRESTED	JUVENILES ARRESTED
FISCAL YEAR 1987-88	3,327	1,754	208	35	2	2
FISCAL YEAR 1986-87	3,453	1,743	208	37	2	1
FISCAL YEAR 1985-86	3,490	1,685	251	32	10	1
% CHANGE LAST TWO YEARS	- 4	+ 1	-	- 5	-	+ 100
<u>PART I CRIME OFFENSES</u>						
Criminal Homicide	5	3	-	2	-	-
Forcible Rape	24	8	2	-	-	-
Robbery	74	25	6	-	-	-
Aggravated Assault	266	146	5	1	-	-
Burglary	443	62	44	7	-	-
Larceny Theft	464	26	14	10	-	-
Grand Theft Auto	281	40	15	-	-	-
Arson	17	-	-	-	-	-
Subtotal	1574	310	86	20	-	-
<u>ALL OTHER OFFENSES</u>						
Forgery	5	7	1	-	-	-
Fraud and NSF Checks	32	7	-	-	-	-
Sex Offenses Felony	27	13	1	1	-	-
Sex Offenses Misdemeanors	82	53	1	-	-	-
Assaults, Non-Aggravated	103	44	3	-	-	-
Weapon Laws	59	47	4	1	-	-
Offenses Against Family	2	-	-	-	-	-
Narcotics	386	725	43	1	-	-
Liquor Laws	11	3	5	-	-	-
Drunk-Alcohol/Drugs	16	23	-	-	-	-
Disorderly Conduct	69	24	2	1	-	-
Vagrancy	-	-	-	-	-	-
Gambling	1	2	-	-	-	-
Drunk Driving-Vehicle/Boat	120	219	2	3	1	2
Vehicle/Boating Laws	162	35	4	4	-	-
Vandalism	161	7	17	1	-	-
Warrants	-	130	-	-	-	-
Receiving Stolen Property	9	36	9	1	1	-
Federal Offenses W/O Money	-	-	-	-	-	-
Federal Offenses With Money	4	-	-	-	-	-
Felonies, Miscellaneous	35	18	3	-	-	-
Misdemeanors, Miscellaneous	51	51	4	-	-	-
Subtotal	1335	1444	99	13	2	2
<u>NON-CRIMINAL</u>						
Persons Missing	152	-	-	1	-	-
Juvenile, Non-Criminal	4	-	22	-	-	-
Commitments	-	-	-	-	-	-
Miscellaneous, Non-Criminal	160	-	1	-	-	-
Suicide and Attempt	30	-	-	-	-	-
Mentally Ill	23	-	-	-	-	-
Accidents, Traffic	13	-	-	-	-	-
Accidents, Miscellaneous	5	-	-	-	-	-
Persons Dead	31	-	-	1	-	-
Subtotal	418	-	23	2	-	-

T E M P L E S T A T I O N

	Temple City			City of Rosemead		
	CASES HANDLED	ADULTS ARRESTED	JUVENILES ARRESTED	CASES HANDLED	ADULTS ARRESTED	JUVENILES ARRESTED
FISCAL YEAR 1987-88	2,132	563	118	5,540	2,015	324
FISCAL YEAR 1986-87	2,293	585	154	5,557	2,080	283
FISCAL YEAR 1985-86	2,180	579	161	5,324	2,054	307
% CHANGE LAST TWO YEARS	- 7	- 4	- 23	-	- 3	+ 14
<u>PART I CRIME OFFENSES</u>						
Criminal Homicide	1	-	-	3	1	1
Forcible Rape	2	2	-	16	7	-
Robbery	32	10	2	92	33	3
Aggravated Assault	73	45	2	287	136	7
Burglary	227	40	32	597	96	63
Larceny Theft	393	82	30	821	153	47
Grand Theft Auto	119	8	4	477	36	35
Arson	-	-	-	17	2	2
Subtotal	847	187	70	2310	464	158
<u>ALL OTHER OFFENSES</u>						
Forgery	4	1	-	13	10	1
Fraud and NSF Checks	46	1	1	41	6	1
Sex Offenses Felony	11	8	1	33	13	2
Sex Offenses Misdemeanors	36	1	-	61	-	-
Assaults, Non-Aggravated	40	13	1	134	27	20
Weapon Laws	25	15	2	61	45	4
Offenses Against Family	2	-	-	5	2	-
Narcotics	82	76	6	609	659	45
Liquor Laws	11	6	2	22	10	5
Drunk-Alcohol/Drugs	12	14	-	21	24	1
Disorderly Conduct	31	5	2	49	21	1
Vagrancy	-	-	-	1	1	-
Gambling	-	-	-	-	-	-
Drunk Driving - Vehicle/Boat	149	144	3	437	451	3
Vehicle /Boating Laws	222	18	10	520	45	9
Vandalism	125	4	10	230	15	19
Warrants	1	41	-	4	95	1
Receiving Stolen Property	6	11	3	21	44	10
Federal Offenses W/O Money	1	-	-	1	2	-
Federal Offenses With Money	2	-	-	9	-	-
Felonies, Miscellaneous	23	3	1	74	27	4
Misdemeanors, Miscellaneous	24	15	-	80	54	6
Subtotal	853	376	42	2426	1551	132
<u>NON-CRIMINAL</u>						
Persons Missing	51	-	-	281	-	-
Juvenile, Non-Criminal	1	-	6	4	-	31
Commitments	-	-	-	-	-	-
Miscellaneous, Non-Criminal	156	-	-	183	-	3
Suicide and Attempt	15	-	-	28	-	-
Mentally Ill	9	-	-	35	-	-
Accidents, Traffic	168	-	-	242	-	-
Accidents, Miscellaneous	4	-	-	2	-	-
Persons Dead	28	-	-	29	-	-
Subtotal	432	-	6	804	-	34

T E M P L E S T A T I O N

	City of Duarte			City of South El Monte		
	CASES HANDLED	ADULTS ARRESTED	JUVENILES ARRESTED	CASES HANDLED	ADULTS ARRESTED	JUVENILES ARRESTED
FISCAL YEAR 1987-88	2,040	663	121	3,677	1,619	129
FISCAL YEAR 1986-87	1,880	542	124	3,331	1,522	132
FISCAL YEAR 1985-86	1,801	616	103	3,379	1,411	168
% CHANGE LAST TWO YEARS	+ 9	+22	- 2	+10	+ 6	- 2
<u>PART I CRIME OFFENSES</u>						
Criminal Homicide	2	1	2	5	2	-
Forcible Rape	12	5	2	11	4	-
Robbery	35	13	5	52	10	3
Aggravated Assault	91	48	10	145	65	4
Burglary	228	34	26	373	35	13
Larceny Theft	309	62	11	418	34	5
Grand Theft Auto	127	12	8	248	23	18
Arson	10	1	4	10	-	-
Subtotal	814	176	68	1,262	173	43
<u>ALL OTHER OFFENSES</u>						
Forgery	6	5	-	3	3	-
Fraud and NSF Checks	13	4	-	31	3	1
Sex Offenses Felony	10	6	-	21	8	-
Sex Offenses Misdemeanors	18	1	-	17	7	-
Assaults, Non-Aggravated	59	14	18	64	24	1
Weapon Laws	26	13	3	45	40	2
Offenses Against Family	2	-	-	1	-	-
Narcotics	140	150	6	689	751	35
Liquor Laws	7	-	1	2	4	-
Drunk-Alcohol/Drugs	8	5	-	10	9	1
Disorderly Conduct	21	4	5	28	7	1
Vagrancy	1	-	1	-	-	-
Gambling	1	2	-	-	-	-
Drunk Driving - Vehicle/Boat	181	183	1	400	413	1
Vehicle /Boating Laws	336	14	1	478	34	2
Vandalism	115	6	2	146	3	7
Warrants	3	42	-	4	71	-
Receiving Stolen Property	4	15	2	10	25	6
Federal Offenses W/O Money	1	-	-	-	-	-
Federal Offenses With Money	3	-	-	6	-	-
Felonies, Miscellaneous	27	2	1	24	6	-
Misdemeanors, Miscellaneous	22	21	3	82	38	1
Subtotal	1,004	487	44	2,061	1,446	58
<u>NON-CRIMINAL</u>						
Persons Missing	31	-	-	51	-	-
Juvenile, Non-Criminal	2	-	8	6	-	28
Commitments	-	-	-	-	-	-
Miscellaneous, Non-Criminal	83	-	1	104	-	-
Suicide and Attempt	9	-	-	15	-	-
Mentally Ill	17	-	-	12	-	-
Accidents, Traffic	65	-	-	142	-	-
Accidents, Miscellaneous	2	-	-	2	-	-
Persons Dead	13	-	-	22	-	-
Subtotal	222	-	9	354	-	28

TEMPLE CITY STATION
OFFENSES BY REPORTING DISTRICT

	Bradbury		Temple City				Rosemead				
	0511	0521	0522	0523	0524	0525	0530	0531	0532	0533	0534
<u>PART I CRIME OFFENSES</u>											
Criminal Homicide	2	1	-	-	-	-	-	-	2	1	-
Forcible Rape	-	-	-	1	1	-	-	6	4	4	2
Robbery	-	10	13	4	5	-	12	22	21	26	11
Aggravated Assault	1	17	16	10	17	13	28	41	102	69	47
Burglary	7	71	18	51	66	21	87	133	194	102	81
Larceny Theft	10	105	155	52	57	24	107	252	203	180	79
Grand Theft Auto	-	32	33	24	17	13	62	129	126	115	45
Arson	-	-	-	-	-	-	4	5	3	4	1
Subtotal	20	236	235	142	163	71	300	588	655	501	266
<u>ALL OTHER OFFENSES</u>											
Forgery	-	2	1	-	1	-	-	5	1	6	1
Fraud and NSF Checks	-	5	25	14	2	-	3	25	6	5	2
Sex Offenses Felony	1	5	2	1	3	-	5	7	11	4	6
Sex Offenses Misdemeanors	-	15	4	7	10	-	16	7	16	20	2
Assaults, Non-Aggravated	-	13	9	6	6	6	25	18	51	25	15
Weapons Laws	1	7	5	8	5	-	14	11	13	14	9
Offenses Against Family	-	-	1	-	1	-	1	1	2	1	-
Narcotics	1	21	31	9	16	5	61	125	170	180	73
Liquor Laws	-	3	2	3	3	-	2	2	2	9	7
Drunk-Alcohol/Drugs	-	3	3	3	1	2	1	5	8	7	-
Disorderly Conduct	1	7	4	4	14	2	8	8	16	7	10
Vagrancy	-	-	-	-	-	-	-	1	-	-	-
Gambling	-	-	-	-	-	-	-	-	-	-	-
Drunk Driving-Vehicle/Boat	3	47	24	20	47	11	91	79	85	100	82
Vehicle/Boating Laws	4	51	50	52	60	9	101	105	142	96	76
Vandalism	1	44	19	34	21	7	34	52	68	42	34
Warrants	-	-	-	-	1	-	-	2	1	1	-
Receiving Stolen Property	1	1	4	-	1	-	3	9	2	4	3
Federal Offenses W/O Money	-	1	-	-	-	-	-	-	-	1	-
Federal Offenses With Money	-	-	1	1	-	-	1	1	3	2	2
Felonies, Miscellaneous	-	3	14	5	1	-	9	24	19	18	4
Misdemeanors, Miscellaneous	-	8	5	5	4	2	15	8	34	18	5
Subtotal	13	236	204	172	197	44	390	495	650	560	331
<u>NON-CRIMINAL</u>											
Persons Missing	1	16	6	10	13	6	22	16	203	25	15
Juvenile, Non-Criminal	-	1	-	-	-	-	1	-	-	3	-
Commitments	-	-	-	-	-	-	-	-	-	-	-
Miscellaneous, Non-Criminal	-	37	54	27	23	15	28	41	55	35	24
Suicide and Attempt	-	9	1	-	5	-	3	5	10	5	5
Mentally Ill	-	1	2	4	1	1	8	5	10	4	8
Accidents, Traffic/Veh./Boat	-	38	34	46	45	5	47	71	47	55	22
Accidents, Miscellaneous	-	1	1	2	-	-	1	-	-	1	-
Persons Dead	1	9	3	7	8	1	5	4	10	6	4
Subtotal	2	112	101	96	95	28	115	142	335	134	78

TEMPLE CITY STATION
OFFENSES BY REPORTING DISTRICT

	Duarte				South El Monte		
	0540	0541	0542	0543	0560	0561	0562
<u>PART I CRIME OFFENSES</u>							
Criminal Homicide	1	1	-	-	2	-	3
Forcible Rape	1	6	5	-	9	-	2
Robbery	3	19	10	3	22	3	27
Aggravated Assault	22	36	22	11	76	4	65
Burglary	48	83	73	24	176	52	145
Larceny Theft	60	150	76	23	136	74	208
Grand Theft Auto	18	55	40	14	96	34	118
Arson	1	5	1	3	5	2	3
Subtotal	154	355	227	78	522	169	571
<u>ALL OTHER OFFENSES</u>							
Forgery	-	6	-	-	1	1	1
Fraud and NSF Checks	1	8	3	1	8	5	18
Sex Offenses Felony	4	1	4	1	10	4	7
Sex Offenses Misdemeanors	6	5	4	3	11	2	4
Assaults, Non-Aggravated	8	28	19	4	37	8	19
Weapon Laws	6	10	8	2	21	2	22
Offenses Against Family	-	-	1	1	1	-	-
Narcotics	38	46	52	4	318	37	334
Liquor Laws	-	5	2	-	1	-	1
Drunk-Alcohol/Drugs	2	2	4	-	3	2	5
Disorderly Conduct	5	6	5	5	12	7	9
Vagrancy	1	-	-	-	-	-	-
Gambling	1	-	-	-	-	-	-
Drunk Driving-Vehicle/Boat	16	80	81	4	227	29	144
Vehicle/Boating Laws	105	131	92	8	225	59	194
Vandalism	23	51	29	12	67	17	62
Warrants	-	1	2	-	1	2	1
Receiving Stolen Property	-	3	1	-	4	2	4
Federal Offenses W/O Money	-	1	-	-	-	-	-
Federal Offenses With Money	1	1	1	-	1	3	2
Felonies, Miscellaneous	3	19	2	3	10	3	11
Misdemeanors, Miscellaneous	4	11	5	2	64	3	15
Subtotal	224	415	315	50	1,022	186	853
<u>NON-CRIMINAL</u>							
Persons Missing	5	9	11	6	16	3	32
Juvenile, Non-Criminal	1	1	-	-	2	1	3
Commitments	-	-	-	-	-	-	-
Miscellaneous, Non-Criminal	26	28	24	5	50	13	41
Suicide and Attempt	1	4	4	-	10	1	4
Mentally Ill	1	6	8	2	5	2	5
Accidents, Traffic/Veh./Boat	15	31	17	2	62	19	61
Accidents, Miscellaneous	-	-	1	1	1	1	-
Persons Dead	3	5	3	2	8	3	11
Subtotal	52	84	68	18	154	43	157

TEMPLE CITY STATION
OFFENSES BY REPORTING DISTRICT

Unincorporated

	0550	0551	0571	0572	0576	0577
<u>PART I CRIME OFFENSES</u>						
Criminal Homicide	-	-	2	-	2	-
Forcible Rape	-	-	2	2	5	-
Robbery	-	-	8	3	6	1
Aggravated Assault	-	-	24	8	10	6
Burglary	-	6	72	20	4	13
Larceny Theft	-	3	53	17	36	5
Grand Theft Auto	-	1	36	4	27	4
Arson	-	-	1	-	6	1
Subtotal	-	10	198	54	96	30
<u>ALL OTHER OFFENSES</u>						
Forgery	-	-	-	1	-	-
Fraud and NSF Checks	-	-	3	-	-	-
Sex Offenses Felony	-	-	3	-	1	-
Sex Offenses Misdemeanors	-	-	4	-	10	-
Assaults, Non-Aggravated	-	-	7	3	3	-
Weapon Laws	-	-	4	1	4	1
Offenses Against Family	-	-	-	-	-	-
Narcotics	-	2	64	1	27	10
Liquor Laws	-	-	2	-	-	-
Drunk-Alcohol/Drugs	-	-	3	-	2	-
Disorderly Conduct	-	-	8	1	2	2
Vagrancy	-	-	-	-	-	-
Gambling	-	-	-	-	-	-
Drunk Driving-Vehicle/Boat	-	-	7	1	2	1
Vehicle/Boating Laws	-	-	9	1	18	3
Vandalism	-	-	18	6	-	2
Warrants	-	-	-	-	-	-
Receiving Stolen Property	-	-	-	-	-	1
Federal Offenses W/O Money	-	-	-	-	-	-
Federal Offenses With Money	-	-	1	-	-	-
Felonies, Miscellaneous	-	-	3	1	3	-
Misdemeanors, Miscellaneous	-	-	6	1	6	-
Subtotal	-	2	142	17	78	20
<u>NON-CRIMINAL</u>						
Persons Missing	-	-	29	2	2	5
Juvenile, Non-Criminal	-	-	1	-	-	-
Commitments	-	-	-	-	-	-
Miscellaneous, Non-Criminal	-	1	14	3	11	2
Suicide and Attempt	-	2	3	1	1	-
Mentally Ill	-	-	3	1	-	-
Accidents, Traffic/Veh./Boat	-	-	4	2	2	-
Accidents, Miscellaneous	-	3	-	-	1	-
Persons Dead	-	2	3	-	3	3
Subtotal	-	8	57	9	20	10

TEMPLE CITY STATION
OFFENSES BY REPORTING DISTRICT

Unincorporated

	0582	0583	0584	0586	0587	0588	0589	0590
<u>PART I CRIME OFFENSES</u>								
Criminal Homicide	-	-	1	-	-	-	-	-
Forcible Rape	-	7	1	1	-	5	-	1
Robbery	-	9	9	6	3	7	2	20
Aggravated Assault	-	80	30	28	2	36	5	37
Burglary	-	57	58	33	26	71	16	67
Larceny Theft	-	55	62	33	29	69	14	86
Grand Theft Auto	2	32	49	29	9	39	14	35
Arson	-	4	2	1	-	1	-	1
Subtotal	2	244	212	131	69	228	51	247
<u>ALL OTHER OFFENSES</u>								
Forgery	-	1	-	1	-	-	1	1
Fraud and NSF Checks	-	1	2	-	-	1	-	25
Sex Offenses Felony	-	9	6	6	1	1	-	-
Sex Offenses Misdemeanors	-	4	7	1	-	3	1	52
Assaults, Non-Aggravated	-	33	8	14	6	12	2	15
Weapon Laws	-	23	3	1	2	6	1	13
Offenses Against Family	-	2	-	-	-	-	-	-
Narcotics	-	129	22	13	3	12	2	95
Liquor Laws	-	2	2	-	-	-	-	5
Drunk-Alcohol/Drugs	-	3	2	1	-	1	-	4
Disorderly Conduct	1	11	7	8	8	11	2	8
Vagrancy	-	-	-	-	-	-	-	-
Gambling	-	1	-	-	-	-	-	-
Drunk Driving-Vehicle/Boat	1	17	14	4	2	17	-	54
Vehicle/Boating Laws	1	70	13	3	2	5	4	33
Vandalism	-	25	21	16	10	36	3	23
Warrants	-	-	-	-	-	-	-	-
Receiving Stolen Property	-	3	2	-	1	-	-	2
Federal Offenses W/O Money	-	-	-	-	-	-	-	-
Federal Offenses With Money	-	1	-	-	1	1	-	-
Felonies, Miscellaneous	-	6	8	2	-	5	-	6
Misdemeanors, Miscellaneous	-	16	7	3	1	4	-	6
Subtotal	3	357	124	73	37	115	16	342
<u>NON-CRIMINAL</u>								
Persons Missing	-	36	21	11	3	16	-	27
Juvenile, Non-Criminal	-	1	-	1	-	-	-	1
Commitments	-	-	-	-	-	-	-	-
Miscellaneous, Non-Criminal	1	25	24	14	6	26	4	24
Suicide and Attempt	-	4	5	2	2	6	-	4
Mentally Ill	-	5	2	1	-	7	-	4
Accidents, Traffic/Veh./Boat	-	3	-	-	-	-	-	2
Accidents, Miscellaneous	-	-	-	1	-	-	-	-
Persons Dead	-	4	7	2	1	5	-	1
Subtotal	1	78	59	32	12	60	4	63

TEMPLE STATION

PART I OFFENSES CLEARED

ACTUAL KNOWN OFFENSES	STATION TOTAL	UNINC.	BRADBURY	TEMPLE CITY	ROSEMEAD
TOTAL PART I OFFENSES	6,825	1,574	20	847	2,309
Number Cleared	1,172	281	1	116	411
Percent Cleared	17.2	17.9	5.0	13.7	17.8
CRIMINAL HOMICIDE	18	5	2	1	3
Number Cleared	7	1	-	-	2
Percent Cleared	38.9	20.0	-	-	66.7
FORCIBLE RAPE	65	24	-	2	16
Number Cleared	46	16	-	3	7
Percent Cleared	70.8	66.7	-	50.0	43.8
ROBBERY	285	74	-	32	92
Number Cleared	157	33	-	21	55
Percent Cleared	55.1	44.6	-	65.6	59.8
AGGRAVATED ASSAULT	863	266	1	73	287
Number Cleared	462	130	-	41	163
Percent Cleared	53.5	48.9	-	56.2	56.8
BURGLARY	1,875	443	7	227	597
Number Cleared	185	41	-	20	66
Percent Cleared	10.0	9.3	-	8.8	11.1
LARCENY THEFT	2,415	464	10	393	821
Number Cleared	223	37	1	25	88
Percent Cleared	9.2	8.0	10.0	6.4	10.7
GRAND THEFT AUTO	1,250	281	-	119	476
Number Cleared	83	20	-	6	30
Percent Cleared	6.6	7.1	-	5.0	6.3
ARSON	54	17	-	-	17
Number Cleared	9	3	-	-	-
Percent Cleared	16.7	17.6	-	-	-

STOLEN AND RECOVERED PROPERTY

	AMOUNT STOLEN	AMOUNT RECOVERED	PERCENT
TOTAL	\$11,512,464	\$3,123,811	27.1
Homicide	-	-	-
Rape	2,555	-	-
Robbery	315,471	29,975	9.5
Burglary	2,536,731	111,375	4.4
Larceny Theft	1,637,113	60,892	3.7
Auto Theft	7,020,594	2,921,569	41.6

TEMPLE STATION

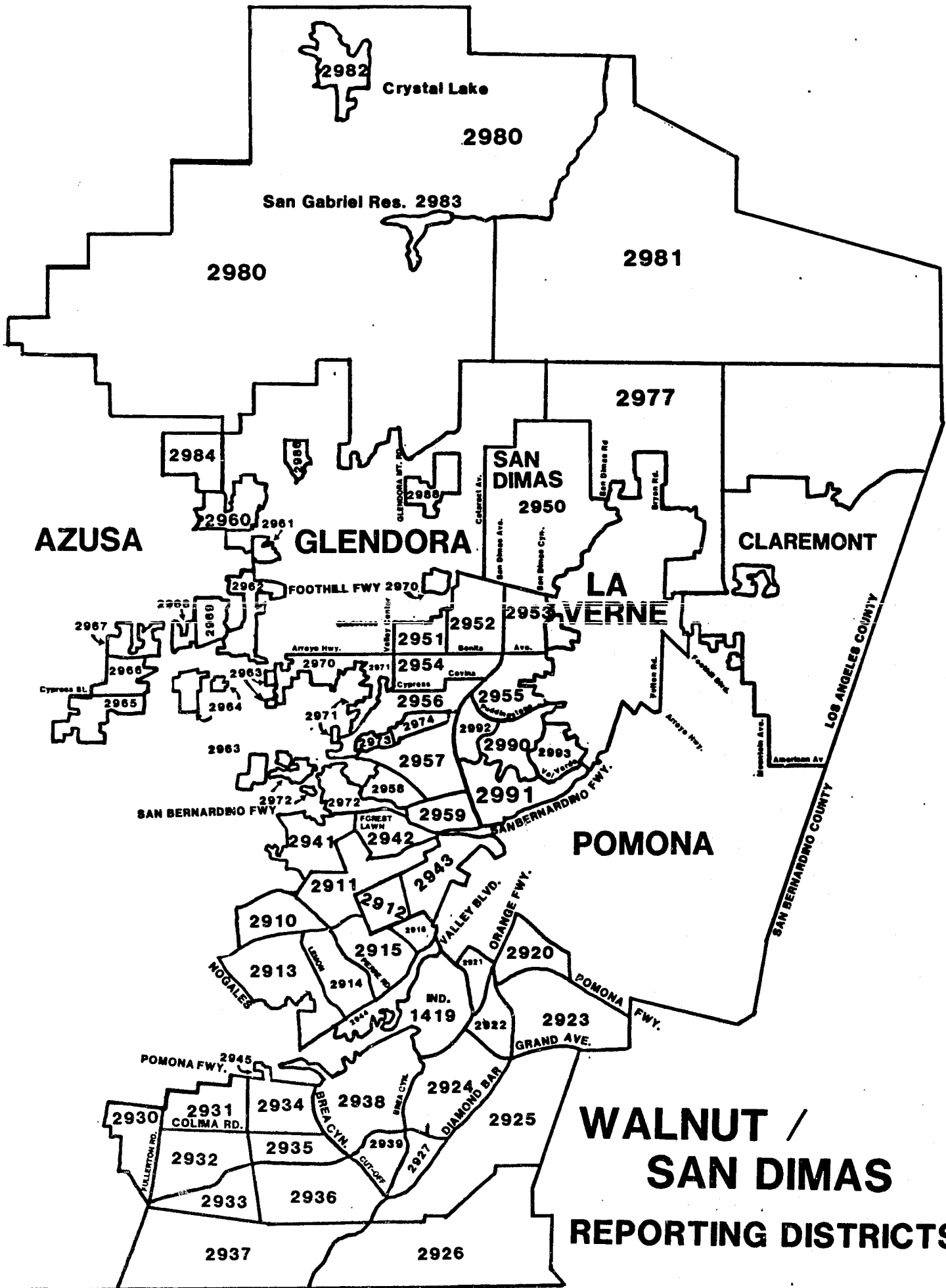
PART I OFFENSES CLEARED (CONTINUED)

ACTUAL KNOWN OFFENSES	DUARTE	SOUTH EL MONTE
TOTAL PART I OFFENSES	813	1,262
Number Cleared	169	194
Percent Cleared	20.8	15.4
CRIMINAL HOMICIDE	2	5
Number Cleared	1	3
Percent Cleared	50.0	60.0
FORCIBLE RAPE	12	11
Number Cleared	10	10
Percent Cleared	83.3	90.9
ROBBERY	35	52
Number Cleared	28	20
Percent Cleared	80.0	38.5
AGGRAVATED ASSAULT	91	145
Number Cleared	62	66
Percent Cleared	68.1	45.5
BURGLARY	228	373
Number Cleared	25	33
Percent Cleared	11.0	8.8
LARCENY THEFT	309	418
Number Cleared	32	40
Percent Cleared	10.4	9.6
GRAND THEFT AUTO	126	248
Number Cleared	9	18
Percent Cleared	7.1	7.3
ARSON	10	10
Number Cleared	2	4
Percent Cleared	20.0	40.0

T E M P L E S T A T I O N

TRAFFIC ACCIDENT AND ENFORCEMENT SUMMARY

	TRAFFIC ACCIDENTS	
	<u>1987-88</u>	<u>1986-87</u>
<u>STATION TOTAL</u>		
Total	1,121	1,127
Fatality	11	3
Injury	690	640
Non-Injury	420	484
 <u>DUARTE</u>		
Total	99	131
Fatality	2	-
Injury	50	79
Non-Injury	47	52
 <u>BRADBURY</u>		
Total	3	5
Fatality	-	-
Injury	-	1
Non-Injury	3	4
 <u>SOUTH EL MONTE</u>		
Total	281	315
Fatality	4	1
Injury	159	153
Non-Injury	118	161
 <u>TEMPLE CITY</u>		
Total	271	232
Fatality	2	1
Injury	190	147
Non-Injury	79	84
 <u>ROSEMEAD</u>		
Total	467	444
Fatality	3	1
Injury	291	260
Non-Injury	173	183



**WALNUT /
SAN DIMAS
REPORTING DISTRICTS**

WALNUT STATION*

SYNOPSIS

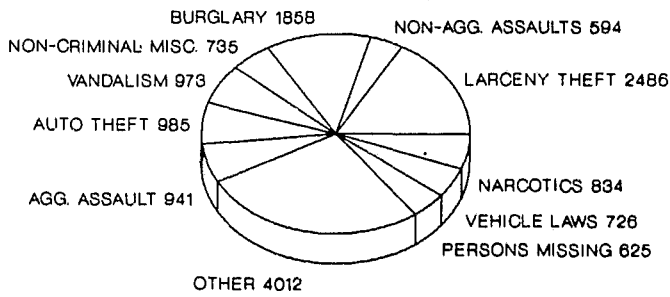
	FISCAL YEAR 1987-88	PERCENT CHANGE	CRIME RATE PER 10,000 POP.* 1987-88
<u>TOTAL CASES HANDLED</u>	14,769		
PART I OFFENSES	6,588		346.86
Criminal Homicide	13		.68
Forcible Rape	48		2.53
Robbery	210		11.06
Aggravated Assault	941		49.54
Burglary	1,858		97.82
Larceny Theft	2,486		130.89
Grand Theft Auto	985		51.86
Arson	47		2.47
PART II OFFENSES	5,984		315.06
Non-Criminal Cases	2,197		
<u>TOTAL ARRESTS</u>	5,014		
Adult Arrests	4,172		
Juvenile Arrests	842		
<u>TOTAL CASE ASSIGNMENTS</u>	1,293		
Adult	1,293		
Juvenile	-		
<u>STOLEN AND RECOVERED PROPERTY</u>			
Amount Stolen	10,708,325		
Amount Recovered	2,977,275		
Percent Recovered	27.8		
<u>TRAFFIC ACCIDENTS</u>	673		

	AREA IN SQUARE MILES	POPULATION 1987-88	CRIME RATE PER 10,000 POP. PART I OFFENSES 1987-88	PERCENT CHANGE
Total Area	260.32	189,933	346.86	
Unincorporated Area	236.35	138,846	334.40	
City of San Dimas	15.36	30,301	413.85	
City of Walnut	8.61	20,786	332.44	

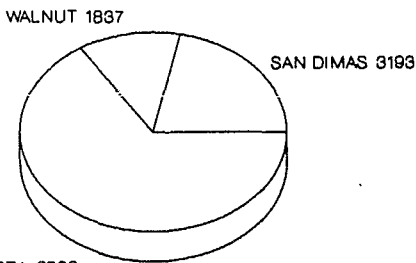
* STATION OPENED JULY 1, 1987

WALNUT STATION

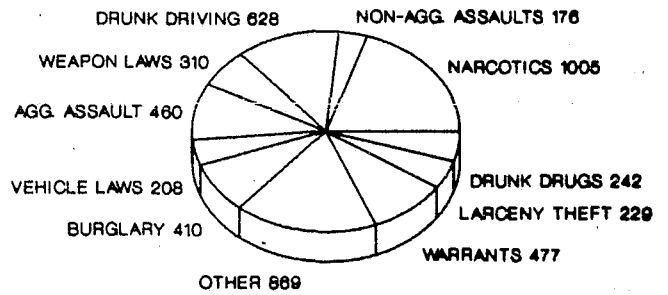
MOST FREQUENT CASES HANDLED



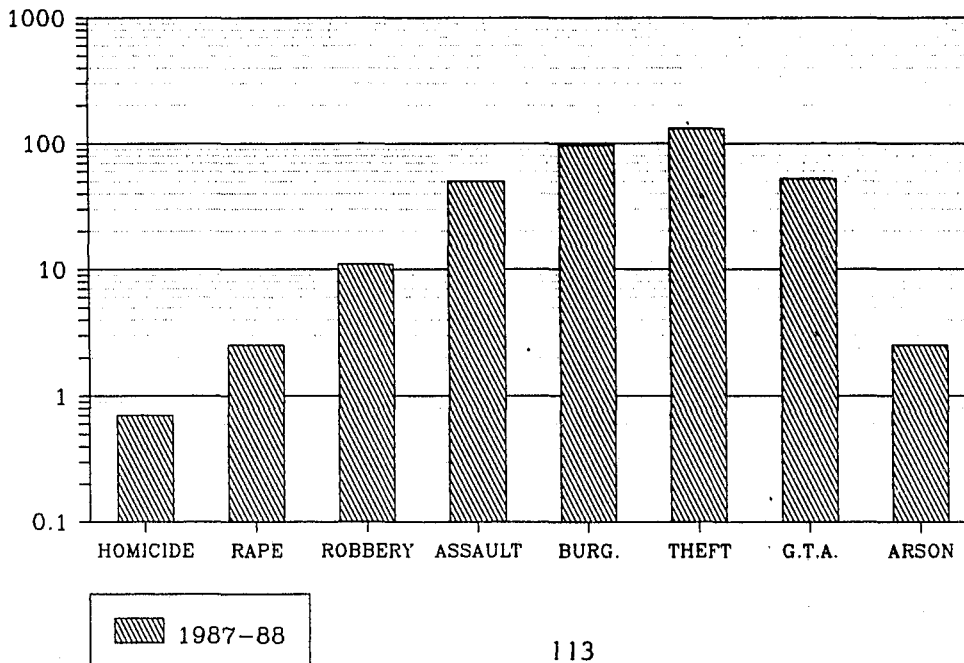
CASES HANDLED BY LOCATION



MOST FREQUENT ARRESTS



CRIME RATE RATE PER 10,000 POPULATION



W A L N U T S T A T I O N

	CASES AND ARRESTS			CASE ASSIGNMENTS	
	CASES HANDLED	ADULTS ARRESTED	JUVENILES ARRESTED	ADULT	JUVENILE
FISCAL YEAR 1987-88	14,769	4,172	842	1,293	-
<u>PART I CRIME OFFENSES</u>					
Criminal Homicide	13	7	-	1	-
Forcible Rape	48	16	3	4	-
Robbery	210	71	19	19	-
Aggravated Assault	941	413	47	104	-
Burglary	1,858	265	145	239	-
Larceny Theft	2,486	153	76	294	-
Grand Theft Auto	985	63	35	140	-
Arson	47	2	3	1	-
Subtotal	6,588	990	328	802	-
<u>ALL OTHER OFFENSES</u>					
Forgery	45	13	-	1	-
Fraud and NSF Checks	554	14	2	35	-
Sex Offenses Felonies	117	40	18	6	-
Sex Offenses Misdemeanors	135	3	1	11	-
Assaults, Non-Aggravated	594	117	59	43	-
Weapon Laws	340	244	66	23	-
Offenses Against Family	4	5	-	-	-
Narcotics	834	918	87	11	-
Liquor Laws	76	34	20	2	-
Drunk - Alcohol/Drugs	171	219	23	4	-
Disorderly Conduct	346	37	23	30	-
Vagrancy	-	1	-	-	-
Gambling	-	-	-	-	-
Drunk Driving - Vehicle/Boat	563	613	15	4	-
Vehicle/Boating Laws	726	180	28	32	-
Vandalism	973	15	23	99	-
Warrants	14	475	2	2	-
Receiving Stolen Property	58	95	32	4	-
Federal Offenses W/O Money	4	1	-	-	-
Federal Offenses With Money	21	-	-	6	-
Felonies, Miscellaneous	109	64	5	17	-
Misdemeanors, Miscellaneous	300	94	17	17	-
Subtotal	5,984	3,182	421	347	-
<u>NON-CRIMINAL</u>					
Persons Missing	625	-	3	70	-
Juvenile, Non-Criminal	64	-	88	-	-
Commitments	1	-	-	-	-
Miscellaneous, Non-Criminal	735	-	2	66	-
Suicide and Attempt	98	-	-	7	-
Mentally Ill	21	-	-	-	-
Accidents, Traffic/Veh./Boat	550	-	-	1	-
Accidents, Miscellaneous	21	-	-	-	-
Persons Dead	82	-	-	-	-
Subtotal	2,197	-	93	144	-

W A L N U T S T A T I O N

	Walnut-Unincorporated			City of Walnut		
	CASES HANDLED	ADULTS ARRESTED	JUVENILES ARRESTED	CASES HANDLED	ADULTS ARRESTED	JUVENILES ARRESTED
FISCAL YEAR 1987-88	9,739	3,285	627	1,837	311	69
<u>PART I CRIME OFFENSES</u>						
Criminal Homicide	12	5	-	1	-	-
Forcible Rape	40	13	2	3	-	1
Robbery	162	56	14	15	8	3
Aggravated Assault	681	300	33	64	38	4
Burglary	1327	200	117	212	22	7
Larceny Theft	1666	127	48	278	6	13
Grand Theft Auto	727	46	33	110	3	1
Arson	28	2	-	8	-	-
Subtotal	4643	749	247	691	77	29
<u>ALL OTHER OFFENSES</u>						
Forgery	28	11	-	3	2	-
Fraud and NSF Checks	351	13	2	132	-	-
Sex Offenses Felonies	81	28	13	13	4	1
Sex Offenses Misdemeanors	92	3	-	25	-	1
Assaults, Non-Aggravated	396	84	39	72	13	6
Weapon Laws	297	228	52	14	5	7
Offenses Against Family	4	4	-	-	-	-
Narcotics	727	810	70	43	40	4
Liquor Laws	42	23	10	8	3	2
Drunk-Alcohol/Drugs/Drugs	118	157	16	8	13	1
Disorderly Conduct	239	25	20	35	6	1
Vagrancy	-	1	-	-	-	-
Gambling	-	-	-	-	-	-
Drunk Driving - Vehicle/Boat	392	449	6	54	57	1
Vehicle/Boating Laws	298	131	20	175	26	6
Vandalism	623	9	17	128	4	3
Warrants	8	362	1	3	45	-
Receiving Stolen Property	48	80	25	4	7	2
Federal Offenses W/O Money	2	-	-	2	1	-
Federal Offenses With Money	12	-	-	2	-	-
Felonies, Miscellaneous	66	47	2	17	5	-
Misdemeanors, Miscellaneous	194	71	9	52	3	3
Subtotal	4018	2536	302	790	234	38
<u>NON-CRIMINAL</u>						
Persons Missing	436	-	3	42	-	-
Juvenile, Non-Criminal	8	-	73	-	-	2
Commitments	1	-	-	-	-	-
Miscellaneous, Non-Criminal	463	-	2	96	-	-
Suicide and Attempt	70	-	-	8	-	-
Mentally Ill	15	-	-	2	-	-
Accidents, Traffic/Veh./Boat	19	-	-	199	-	-
Accidents, Miscellaneous	11	-	-	2	-	-
Persons Dead	55	-	-	7	-	-
Subtotal	1078	-	78	356	-	2

W A L N U T S T A T I O N

	City of San Dimas CASES HANDLED	ADULTS ARRESTED	JUVENILES ARRESTED
FISCAL YEAR 1987-88	3,193	576	146
<u>PART I CRIME OFFENSES</u>			
Criminal Homicide	-	2	-
Forcible Rape	5	3	-
Robbery	33	7	2
Aggravated Assault	196	75	10
Burglary	320	43	21
Larceny Theft	542	20	15
Grand Theft Auto	147	14	1
Arson	11	-	3
Subtotal	1254	164	52
<u>ALL OTHER OFFENSES</u>			
Forgery	14	-	-
Fraud and NSF Checks	71	1	-
Sex Offenses Felonies	23	8	4
Sex Offenses Misdemeanors	18	-	-
Assaults, Non-Aggravated	126	20	14
Weapon Laws	29	11	7
Offenses Against Family	-	1	-
Narcotics	64	68	13
Liquor Laws	26	8	8
Drunk-Alcohol/Drugs	45	49	6
Disorderly Conduct	72	6	2
Vagrancy	-	-	-
Gambling	-	-	-
Drunk Driving-Vehicle/Boat	117	107	8
Vehicle/Boating Laws	253	23	2
Vandalism	222	2	3
Warrants	3	68	1
Receiving Stolen Property	6	8	5
Federal Offenses W/O Money	-	-	-
Federal Offenses With Money	7	-	-
Felonies, Miscellaneous	26	12	3
Misdemeanors, Miscellaneous	54	20	5
Subtotal	1,176	412	81
<u>NON-CRIMINAL</u>			
Persons Missing	147	-	-
Juvenile, Non-Criminal	56	-	13
Commitments	-	-	-
Miscellaneous, Non-Criminal	176	-	-
Suicide and Attempt	20	-	-
Mentally Ill	4	-	-
Accidents, Traffic/Veh./Boat	332	-	-
Accidents, Miscellaneous	8	-	-
Persons Dead	20	-	-
Subtotal	763	-	13

WALNUT STATION
OFFENSES BY REPORTING DISTRICT

	Walnut						
	2910	2911	2912	2913	2914	2915	2916
<u>PART I CRIME OFFENSES</u>							
Criminal Homicide	-	-	-	1	-	-	-
Forcible Rape	-	-	1	-	2	-	-
Robbery	-	1	-	9	4	1	-
Aggravated Assault	5	10	1	33	10	5	-
Burglary	4	19	15	91	44	31	8
Larceny Theft	1	26	58	98	46	34	15
Grand Theft Auto	-	6	49	34	16	4	1
Arson	-	-	1	3	2	2	-
Subtotal	10	62	125	269	124	77	24
<u>ALL OTHER OFFENSES</u>							
Forgery	-	-	-	2	1	-	-
Fraud and NSF Checks	-	3	9	98	19	3	-
Sex Offenses Felony	2	2	-	5	3	1	-
Sex Offenses Misdemeanors	1	1	1	14	5	3	-
Assaults, Non-Aggravated	1	1	3	27	16	22	2
Weapon Laws	-	1	-	3	6	4	-
Offenses Against Family	-	-	-	-	-	-	-
Narcotics	-	4	3	14	9	6	7
Liquor Laws	-	-	-	4	1	1	2
Drunk-Alcohol/Drugs	-	1	-	2	2	1	2
Disorderly Conduct	-	2	-	21	5	3	4
Vagrancy	-	-	-	-	-	-	-
Gambling	-	-	-	-	-	-	-
Drunk Driving-Vehicle/Boat	2	6	9	19	8	9	1
Vehicle/Boating Laws	1	24	20	5-	27	20	17
Vandalism	2	14	8	64	22	12	6
Warrants	-	1	-	-	1	1	-
Receiving Stolen Property	-	-	1	2	1	-	-
Federal Offenses W/O Money	-	-	-	1	-	1	-
Federal Offenses With Money	-	-	-	1	1	-	-
Felonies, Miscellaneous	-	1	1	4	4	5	2
Misdemeanors, Miscellaneous	1	4	3	13	17	13	1
Subtotal	10	65	67	344	147	114	43
<u>NON-CRIMINAL</u>							
Persons Missing	-	6	1	17	9	5	4
Juvenile, Non-Criminal	-	-	-	-	-	-	-
Commitments	-	-	-	-	-	-	-
Miscellaneous, Non-Criminal	5	7	6	31	16	7	24
Suicide and Attempt	-	1	-	2	4	1	-
Mentally Ill	-	1	1	-	-	-	-
Accidents, Traffic/Veh./Boat	4	32	26	671	34	29	13
Accidents, Miscellaneous	-	-	-	1	-	-	1
Persons Dead	-	2	-	3	1	-	1
Subtotal	9	49	34	115	64	42	43

WALNUT STATION
OFFENSES BY REPORTING DISTRICT

San Dimas

	2950	2951	2952	2953	2954	2955	2956	2957	2958	2959
PART I CRIME OFFENSES										
Criminal Homicide	-	-	-	-	-	-	-	-	-	-
Forcible Rape	-	-	2	2	-	-	-	1	-	-
Robbery	-	4	10	5	9	-	1	1	-	3
Aggravated Assault	9	11	43	42	43	20	8	5	3	4
Burglary	17	22	88	48	50	30	9	28	7	15
Larceny Theft	18	35	92	107	100	35	30	32	6	29
Grand Theft Auto	8	4	37	20	27	20	5	11	4	4
Arson	-	-	3	2	3	-	-	2	-	-
Subtotal	52	76	275	226	232	105	53	80	20	55
ALL OTHER OFFENSES										
Forgery	1	1	1	4	3	1	-	2	-	1
Fraud and NSF Checks	-	15	18	4	25	3	-	3	-	2
Sex Offenses Felony	-	1	1	6	6	2	1	2	-	1
Sex Offenses Misdemeanors	3	2	2	8	2	1	-	-	-	-
Assaults, Non-Aggravated	6	5	29	21	33	14	5	8	-	-
Weapon Laws	3	1	7	7	5	2	1	-	2	-
Offenses Against Family	-	-	-	-	-	-	-	-	-	-
Narcotics	3	4	18	14	14	3	3	-	1	2
Liquor Laws	1	4	1	6	5	2	1	4	-	-
Drunk-Alcohol/Drugs	1	7	8	12	7	2	1	2	1	-
Disorderly Conduct	2	3	11	19	12	6	6	11	1	1
Vagrancy	-	-	-	-	-	-	-	-	-	-
Gambling	-	-	-	-	-	-	-	-	-	-
Drunk Driving-Vehicle/Boat	8	5	20	33	23	14	1	10	-	-
Vehicle/Boating Laws	6	21	54	73	45	25	5	14	1	3
Vandalism	10	4	45	45	56	16	11	25	6	3
Warrants	-	-	-	2	1	-	-	-	-	-
Receiving Stolen Property	1	1	1	3	-	-	-	-	-	-
Federal Offenses W/O Money	-	-	-	-	-	-	-	-	-	-
Federal Offenses With Money	-	-	2	-	2	1	-	-	-	-
Felonies, Miscellaneous	1	1	5	5	7	-	-	2	-	1
Misdemeanors, Miscellaneous	1	3	9	11	6	6	3	3	1	3
Subtotal	47	78	232	273	252	98	38	86	13	17
NON-CRIMINAL										
Persons Missing	18	3	18	21	18	17	45	3	2	-
Juvenile, Non-Criminal	-	-	8	42	5	1	-	-	-	-
Commitments	-	-	-	-	-	-	-	-	-	-
Miscellaneous, Non-Criminal	16	9	41	39	28	14	7	11	1	2
Suicide and Attempt	3	3	2	4	3	2	1	1	-	1
Mentally Ill	-	-	2	-	1	-	1	-	-	-
Accidents, Traffic/Veh./Boat	13	33	60	63	73	27	7	25	3	8
Accidents, Miscellaneous	1	-	-	2	1	3	-	-	-	1
Persons Dead	-	-	4	2	6	2	1	2	1	-
Subtotal	51	48	135	173	135	66	62	42	7	12

WALNUT STATION
OFFENSES BY REPORTING DISTRICT

	San Dimas				Unincorporated					
	2990	2991	2992	2993	2920	2921	2922	2923	2924	2925
<u>PART I CRIME OFFENSES</u>										
Criminal Homicide	-	-	1	-	1	-	-	-	-	-
Forcible Rape	-	-	-	-	1	1	-	2	-	2
Robbery	-	-	-	-	7	-	14	17	6	4
Aggravated Assault	2	2	1	-	29	7	14	17	23	27
Burglary	-	2	2	-	64	20	43	97	73	43
Larceny Theft	16	20	11	-	120	31	117	119	86	66
Grand Theft Auto	-	3	3	-	74	14	45	45	37	25
Arson	-	-	-	-	-	1	-	3	2	-
Subtotal	18	27	18	-	296	74	233	300	227	167
<u>ALL OTHER OFFENSES</u>										
Forgery	-	-	-	-	1	1	1	4	2	1
Fraud and NSF Checks	-	-	-	-	33	-	10	49	3	4
Sex Offenses Felony	1	-	1	-	1	3	3	3	5	-
Sex Offenses Misdemeanors	-	-	-	-	5	1	7	7	4	5
Assaults, Non-Aggravated	-	-	-	-	15	3	20	8	17	11
Weapon Laws	-	1	-	-	7	1	4	5	4	-
Offenses Against Family	-	-	-	-	-	-	-	-	-	-
Narcotics	-	2	-	-	29	6	29	19	8	4
Liquor Laws	-	-	-	-	3	-	1	2	1	1
Drunk-Alcohol/Drugs	-	1	-	-	6	2	1	3	5	2
Disorderly Conduct	-	-	-	-	17	8	13	22	17	5
Vagrancy	-	-	-	-	-	-	-	-	-	-
Gambling	-	-	-	-	-	-	-	-	-	-
Drunk Driving-Vehicle/Boat	-	1	1	-	12	3	16	13	9	5
Vehicle/Boating Laws	-	2	-	-	7	3	11	13	16	4
Vandalism	-	-	-	-	33	11	22	25	40	31
Warrants	-	-	-	-	1	-	-	-	1	2
Receiving Stolen Property	-	-	-	-	1	-	-	-	1	1
Federal Offenses W/O Money	-	-	-	-	-	-	-	-	-	-
Federal Offenses With Money	2	-	-	-	2	-	-	-	-	-
Felonies, Miscellaneous	-	1	1	-	1	-	1	4	2	2
Misdemeanors, Miscellaneous	2	4	1	-	3	4	6	8	7	2
Subtotal	5	12	4	-	177	46	145	185	142	80
<u>NON-CRIMINAL</u>										
Persons Missing	-	2	-	-	11	8	3	19	15	23
Juvenile, Non-Criminal	-	-	-	-	-	2	1	-	-	-
Commitments	-	-	-	-	-	-	-	-	-	-
Miscellaneous, Non-Criminal	2	2	4	-	17	9	12	12	33	18
Suicide and Attempt	-	-	-	-	1	2	2	4	5	4
Mentally Ill	-	-	-	-	1	-	-	-	1	1
Accidents, Traffic/Veh./Boat	3	4	2	-	-	-	2	-	1	1
Accidents, Miscellaneous	-	-	-	-	-	-	-	-	1	-
Persons Dead	1	1	-	-	-	-	-	5	-	1
Subtotal	6	9	6	-	30	21	20	40	56	48

WALNUT STATION
OFFENSES BY REPORTING DISTRICT

Unincorporated

	2926	2927	2930	2931	2932	2933	2934	2935	2936	2937
<u>PART I CRIME OFFENSES</u>										
Criminal Homicide	--	--	--	--	1	--	--	--	--	1
Forcible Rape	--	1	4	2	2	2	--	--	--	--
Robbery	--	5	16	12	19	--	5	7	--	--
Aggravated Assault	--	5	30	29	88	4	23	22	2	1
Burglary	1	26	112	51	156	7	55	44	6	2
Larceny Theft	2	24	119	99	137	8	45	84	11	1
Grand Theft Auto	--	9	43	66	76	1	21	23	4	--
Arson	--	--	2	1	1	--	2	1	--	--
Subtotal	3	70	326	260	480	22	151	181	23	5
<u>ALL OTHER OFFENSES</u>										
Forgery	--	3	3	1	4	--	2	--	--	--
Fraud and NSF Checks	--	10	27	14	6	--	6	39	--	--
Sex Offenses Felony	--	3	2	1	3	1	2	2	--	--
Sex Offenses Misdemeanors	--	1	4	3	14	2	2	2	1	--
Assaults, Non-Aggravated	--	7	22	11	57	4	14	11	1	--
Weapon Laws	--	6	13	15	18	--	5	9	--	--
Offenses Against Family	--	--	--	1	1	--	--	--	--	--
Narcotics	1	4	23	42	67	1	21	31	--	--
Liquor Laws	--	2	3	1	4	1	4	3	1	--
Drunk-Alcohol/Drugs	--	1	4	8	10	--	3	6	1	--
Disorderly Conduct	--	1	18	8	18	4	6	8	--	2
Vagrancy	--	--	--	--	--	--	--	--	--	--
Gambling	--	--	--	--	--	--	--	--	--	--
Drunk Driving-Vehicle/Boat	1	3	12	19	20	1	21	5	--	1
Vehicle/Boating Laws	--	--	11	11	24	2	15	8	2	--
Vandalism	2	23	41	27	49	1	32	34	5	--
Warrants	--	--	--	--	--	--	--	--	--	--
Receiving Stolen Property	--	--	3	6	7	1	1	3	1	--
Federal Offenses W/O Money	--	--	--	--	--	--	--	--	--	--
Federal Offenses With Money	--	--	1	--	4	--	--	--	--	--
Felonies, Miscellaneous	--	2	2	5	8	--	3	5	--	--
Misdemeanors, Miscellaneous	--	--	8	9	20	2	3	3	1	--
Subtotal	4	66	197	182	334	20	140	169	13	3
<u>NON-CRIMINAL</u>										
Persons Missing	--	4	19	15	49	1	14	12	3	--
Juvenile, Non-Criminal	--	--	--	--	--	--	--	1	--	--
Commitments	--	--	--	--	1	--	--	--	--	--
Miscellaneous, Non-Criminal	2	8	25	23	52	1	17	21	4	--
Suicide and Attempt	--	--	5	--	9	2	1	2	1	--
Mentally Ill	--	1	--	--	1	--	--	--	--	--
Accidents, Traffic/Veh./Boat	--	1	1	1	2	--	1	--	--	--
Accidents, Miscellaneous	--	--	--	--	2	--	--	--	--	--
Persons Dead	--	--	5	--	9	--	--	2	1	--
Subtotal	2	14	55	39	125	4	33	38	9	--

WALNUT STATION
OFFENSES BY REPORTING DISTRICT

	Unincorporated									
	2938	2939	2941	2942	2943	2944	2945	2960	2961	2962
<u>PART I CRIME OFFENSES</u>										
Criminal Homicide	-	-	-	-	-	-	1	-	1	-
Forcible Rape	1	-	-	-	-	-	2	1	1	-
Robbery	14	1	-	-	-	-	3	-	2	3
Aggravated Assault	29	3	5	5	-	4	6	3	19	22
Burglary	101	9	17	-	1	-	11	5	19	29
Larceny Theft	149	8	8	1	4	5	16	3	20	26
Grand Theft Auto	58	1	2	1	4	-	8	1	9	8
Arson	-	1	-	-	-	-	-	1	1	1
Subtotal	352	23	32	7	9	9	47	14	72	89
<u>ALL OTHER OFFENSES</u>										
Forgery	1	-	-	-	-	-	-	-	-	-
Fraud and NSF Checks	123	1	-	-	-	-	-	-	1	-
Sex Offenses Felony	7	-	-	-	-	-	2	-	2	2
Sex Offenses Misdemeanors	4	-	1	-	-	-	1	-	-	2
Assaults, Non-Aggravated	22	-	2	-	-	-	3	-	4	7
Weapon Laws	9	1	1	-	-	1	2	-	-	4
Offenses Against Family	-	-	-	-	-	-	-	-	-	1
Narcotics	31	1	2	-	-	-	2	-	7	23
Liquor Laws	4	-	-	-	-	-	1	-	-	3
Drunk-Alcohol/Drugs	6	-	1	-	-	1	1	-	3	2
Disorderly Conduct	14	1	2	-	-	1	-	-	14	3
Vagrancy	-	-	-	-	-	-	-	-	-	-
Gambling	-	-	-	-	-	-	-	-	-	-
Drunk Driving-Vehicle/Boat	27	1	2	-	1	1	2	-	7	35
Vehicle/Boating Laws	16	1	1	-	-	-	1	-	4	11
Vandalism	50	5	4	1	1	1	5	4	11	12
Warrants	-	-	1	-	-	-	-	-	-	1
Receiving Stolen Property	2	1	-	-	-	-	-	-	-	-
Federal Offenses W/O Money	1	-	-	-	-	-	-	-	-	-
Federal Offenses With Money	-	-	-	-	-	-	-	-	-	1
Felonies, Miscellaneous	7	-	-	-	-	-	-	-	1	1
Misdemeanors, Miscellaneous	6	-	1	-	1	-	1	-	3	3
Subtotal	330	12	18	1	3	5	21	4	57	111
<u>NON-CRIMINAL</u>										
Persons Missing	19	-	-	-	1	-	5	-	5	6
Juvenile, Non-Criminal	1	-	-	-	-	-	-	-	1	-
Commitments	-	-	-	-	-	-	-	-	-	-
Miscellaneous, Non-Criminal	33	4	1	-	1	2	1	2	5	11
Suicide and Attempt	1	1	-	-	-	-	1	1	-	2
Mentally Ill	2	-	-	-	-	-	-	-	-	-
Accidents, Traffic/Veh./Boat	-	-	-	1	-	-	1	-	-	1
Accidents, Miscellaneous	-	-	-	-	-	-	-	-	-	-
Persons Dead	2	1	1	-	-	-	-	-	1	2
Subtotal	58	6	2	1	2	2	8	3	12	22

WALNUT STATION
OFFENSES BY REPORTING DISTRICT

	Unincorporated								
	2963	2964	2965	2966	2967	2968	2969	2970	2971
<u>PART I CRIME OFFENSES</u>									
Criminal Homicide	-	-	-	1	-	1	1	-	-
Forcible Rape	-	-	3	2	-	1	-	-	-
Robbery	1	1	6	3	4	1	2	3	3
Aggravated Assault	8	14	40	40	27	16	35	33	18
Burglary	8	19	62	34	45	15	54	22	23
Larceny Theft	10	12	52	40	28	11	22	47	45
Grand Theft Auto	7	5	25	16	16	13	13	18	8
Arson	-	-	1	-	1	-	1	-	-
Subtotal	34	51	189	136	121	58	128	123	97
<u>ALL OTHER OFFENSES</u>									
Forgery	-	-	-	-	2	-	1	-	1
Fraud and NSF Checks	1	-	-	1	3	-	2	3	1
Sex Offenses Felony	1	1	4	8	5	3	5	2	3
Sex Offenses Misdemeanors	1	-	1	6	2	-	2	4	7
Assaults, Non-Aggravated	3	4	20	19	10	9	17	12	17
Weapon Laws	1	4	11	8	7	6	4	4	3
Offenses Against Family	-	-	-	-	-	-	1	-	-
Narcotics	9	11	35	22	41	59	51	22	13
Liquor Laws	-	1	-	1	-	-	1	-	-
Drunk-Alcohol/Drugs	2	-	11	4	8	7	7	3	4
Disorderly Conduct	-	3	7	8	7	4	6	9	7
Vagrancy	-	-	-	-	-	-	-	-	-
Gambling	-	-	-	-	-	-	-	-	-
Drunk Driving-Vehicle/Boat	4	17	15	9	20	39	26	18	10
Vehicle/Boating Laws	4	10	11	15	19	11	16	5	12
Vandalism	4	11	26	16	7	4	17	22	14
Warrants	-	-	-	-	-	-	-	1	-
Receiving Stolen Property	-	1	2	3	3	-	1	-	-
Federal Offenses W/O Money	-	-	-	-	1	-	-	-	-
Federal Offenses With Money	-	-	-	-	-	-	-	1	-
Felonies, Miscellaneous	-	-	5	3	-	3	-	1	3
Misdemeanors, Miscellaneous	-	2	6	3	2	6	5	7	7
Subtotal	30	65	154	126	137	151	162	114	102
<u>NON-CRIMINAL</u>									
Persons Missing	5	6	14	12	12	5	17	13	13
Juvenile, Non-Criminal	-	-	-	-	1	1	-	-	-
Commitments	-	-	-	-	-	-	-	-	-
Miscellaneous, Non-Criminal	3	12	13	14	7	2	13	16	11
Suicide and Attempt	1	2	5	3	1	1	2	2	4
Mentally Ill	-	-	1	-	-	-	3	1	2
Accidents, Traffic/Veh./Boat	-	-	-	-	-	1	-	-	1
Accidents, Miscellaneous	-	-	-	-	1	-	-	-	1
Persons Dead	-	-	3	1	3	1	4	2	3
Subtotal	9	20	36	30	25	11	39	34	35

WALNUT STATION
OFFENSES BY REPORTING DISTRICT

	Unincorporated									
	2972	2973	2974	2975	2976	2977	2978	2979	2980	2981
<u>PART I CRIME OFFENSES</u>										
Criminal Homicide	-	-	-	-	-	-	-	-	2	-
Forcible Rape	4	-	-	-	-	-	-	-	5	1
Robbery	1	-	-	-	-	-	-	-	1	1
Aggravated Assault	-	-	-	2	3	9	1	2	9	5
Burglary	20	1	-	6	7	5	5	1	5	-
Larceny Theft	9	-	-	4	3	9	5	2	30	12
Grand Theft Auto	6	1	-	3	-	1	2	-	9	-
Arson	-	-	-	-	-	-	-	1	3	3
Subtotal	40	2	-	15	13	24	13	6	64	22
<u>ALL OTHER OFFENSES</u>										
Forgery	-	-	-	-	-	-	-	-	-	-
Fraud and NSF Checks	-	-	-	1	1	-	-	-	1	-
Sex Offenses Felony	1	-	-	-	1	1	1	-	2	7
Sex Offenses Misdemeanors	1	-	-	1	-	1	-	-	-	-
Assaults, Non-Aggravated	2	-	-	2	-	37	2	-	1	1
Weapon Laws	-	-	-	-	-	1	-	-	131	6
Offenses Against Family	-	-	-	-	-	-	-	-	-	-
Narcotics	3	1	1	1	1	2	-	-	58	32
Liquor Laws	-	-	-	-	-	-	-	-	1	2
Drunk-Alcohol/Drugs	-	-	-	-	1	-	-	-	3	1
Disorderly Conduct	5	-	-	-	-	1	-	-	-	-
Vagrancy	-	-	-	-	-	-	-	-	-	-
Gambling	-	-	-	-	-	-	-	-	-	-
Drunk Driving-Vehicle/Boat	4	-	-	-	-	-	-	-	6	2
Vehicle/Boating Laws	1	-	-	1	-	-	-	1	16	6
Vandalism	6	-	-	5	1	6	3	-	6	3
Warrants	-	-	-	-	-	-	-	-	-	-
Receiving Stolen Property	-	-	-	-	-	-	-	-	8	1
Federal Offenses W/O Money	-	-	-	-	-	-	-	-	-	-
Federal Offenses With Money	-	-	-	-	-	1	-	-	-	-
Felonies, Miscellaneous	-	1	-	1	-	1	-	-	4	-
Misdemeanors, Miscellaneous	-	-	-	-	-	1	1	-	32	15
Subtotal	23	2	1	12	5	52	7	1	269	69
<u>NON-CRIMINAL</u>										
Persons Missing	2	-	-	4	-	94	4	-	-	1
Juvenile, Non-Criminal	-	-	-	-	-	-	-	-	-	-
Commitments	-	-	-	-	-	-	-	-	-	-
Miscellaneous, Non-Criminal	2	1	-	5	-	7	-	1	18	7
Suicide and Attempt	-	-	-	-	-	-	1	1	1	1
Mentally Ill	-	-	-	-	-	-	-	-	-	-
Accidents, Traffic/Veh./Boat	1	-	-	1	-	-	-	-	1	-
Accidents, Miscellaneous	-	-	-	-	-	1	-	-	5	-
Persons Dead	-	1	-	-	-	-	-	1	2	-
Subtotal	5	2	-	10	-	102	5	3	27	9

WALNUT STATION
OFFENSES BY REPORTING DISTRICT

	Unincorporated				
	2982	2983	2984	2986	2988
<u>PART I CRIME OFFENSES</u>					
Criminal Homicide	-	1	-	-	-
Forcible Rape	-	-	-	-	-
Robbery	-	-	-	-	-
Aggravated Assault	1	1	-	-	-
Burglary	2	-	-	-	-
Larceny Theft	7	6	2	-	-
Grand Theft Auto	1	7	-	-	-
Arson	1	-	-	-	-
Subtotal	12	15	2	-	-
<u>ALL OTHER OFFENSES</u>					
Forgery	-	-	-	-	-
Fraud and NSF Checks	-	-	-	-	-
Sex Offenses Felony	-	-	-	-	-
Sex Offenses Misdemeanors	-	-	-	-	-
Assaults, Non-Aggravated	1	-	-	-	-
Weapon Laws	2	1	1	-	1
Offenses Against Family	-	-	-	-	-
Narcotics	1	8	-	-	1
Liquor Laws	-	1	-	-	-
Drunk-Alcohol/Drugs	-	-	-	-	-
Disorderly Conduct	-	-	-	-	-
Vagrancy	-	-	-	-	-
Gambling	-	-	-	-	-
Drunk Driving-Vehicle/Boat	1	2	-	-	1
Vehicle/Boating Laws	2	6	-	-	-
Vandalism	1	-	-	-	-
Warrants	-	1	-	-	-
Receiving Stolen Property	-	1	-	-	-
Federal Offenses W/O Money	-	-	-	-	-
Federal Offenses With Money	-	-	-	-	-
Felonies, Miscellaneous	-	-	-	-	-
Misdemeanors, Miscellaneous	4	8	-	-	1
Subtotal	12	28	1	-	4
<u>NON-CRIMINAL</u>					
Persons Missing	-	-	-	-	-
Juvenile, Non-Criminal	-	-	-	-	-
Commitments	-	-	-	-	-
Miscellaneous, Non-Criminal	3	5	-	1	-
Suicide and Attempt	-	1	-	-	-
Mentally Ill	1	-	-	-	-
Accidents, Traffic/Veh./Boat	-	-	-	-	-
Accidents, Miscellaneous	-	-	-	-	-
Persons Dead	-	4	-	-	-
Subtotal	4	10	-	1	-

W A L N U T S T A T I O N

PART I OFFENSES CLEARED

ACTUAL KNOWN OFFENSES	STATION TOTAL	UNINCORPORATED	WALNUT	SAN DIMAS
TOTAL PART I OFFENSES	6,586	4,641	691	1,254
Number Cleared	1,029	743	88	198
Percent Cleared	15.6	16.0	12.7	
CRIMINAL HOMICIDE	11	10	1	-
Number Cleared	3	2	-	1
Percent Cleared	27.3	20.0	-	-
FORCIBLE RAPE	48	40	3	5
Number Cleared	29	26	-	3
Percent Cleared	60.4	65.0	-	60.0
ROBBERY	210	162	15	33
Number Cleared	100	74	13	13
Percent Cleared	47.6	45.7	86.7	39.4
AGGRAVATED ASSAULT	941	681	64	196
Number Cleared	381	283	27	71
Percent Cleared	40.5	41.6	42.2	36.2
BURGLARY	1,858	1,326	212	320
Number Cleared	203	136	25	42
Percent Cleared	10.9	10.3	11.8	13.1
LARCENY THEFT	2,486	1,666	278	542
Number Cleared	226	156	16	54
Percent Cleared	9.1	9.4	5.8	10.0
GRAND THEFT AUTO	985	728	110	147
Number Cleared	83	63	7	13
Percent Cleared	8.4	8.7	6.4	8.8
ARSON	47	28	8	11
Number Cleared	4	3	-	1
Percent Cleared	8.5	10.7	-	9.1

STOLEN AND RECOVERED PROPERTY

	AMOUNT STOLEN	AMOUNT RECOVERED	PERCENT
TOTAL	\$10,709,136	\$2,978,075	27.8
Homicide	-	-	-
Rape	17	10	58.8
Robbery	315,005	74,160	23.5
Burglary	2,461,272	178,646	7.3
Larceny Theft	2,021,318	126,441	6.3
Auto Theft	5,911,524	2,598,818	44.0

W A L N U T S T A T I O N

TRAFFIC ACCIDENT AND ENFORCEMENT SUMMARY

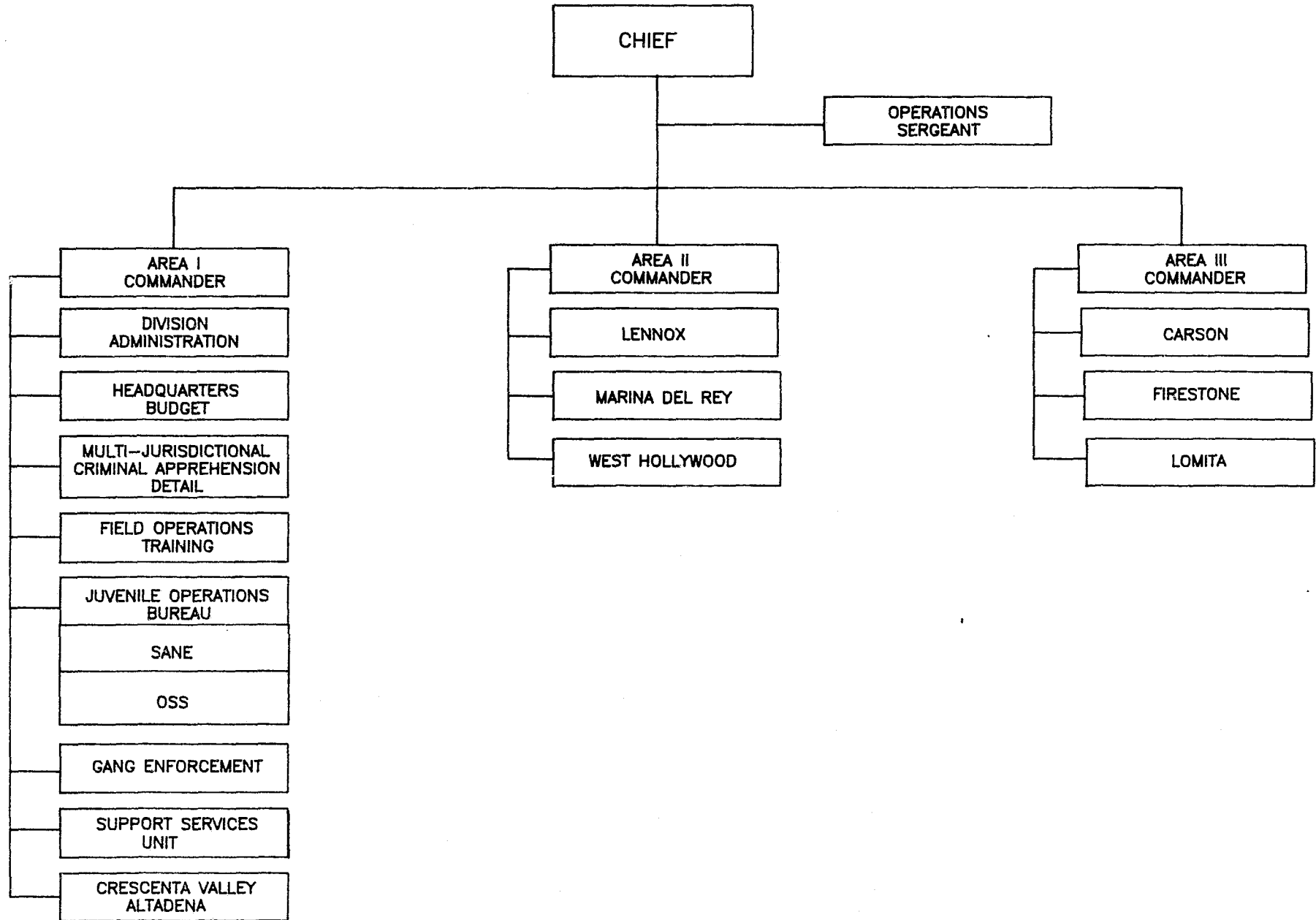
	TRAFFIC ACCIDENTS	
	<u>1987-88</u>	<u>1986-87</u>
<u>STATION TOTAL</u>		
Total	673	536
Fatality	2	4
Injury	272	197
Non-Injury	399	335
<u>SAN DIMAS</u>		
Total	181	383
Fatality	-	3
Injury	73	138
Non-Injury	108	242
<u>WALNUT</u>		
Total	492	153
Fatality	2	1
Injury	199	59
Non-Injury	291	93

Chapter 4

FIELD OPERATIONS

REGION II

FIELD OPERATIONS REGION II



JULY 1, 1988

BUDGETED PERSONNEL FOR FIELD OPERATIONS REGION II

	ADMINISTRATION DIVISION	CARSON STATION	FIRESTONE STATION	LENNOX STATION	LOMITA STATION	MALIBU STATION	WEST HOLLYWOOD STATION	JUVENILE OPERATIONS BUREAU	MARINA DEL REY STATION		
CHIEF	1										
AREA COMMANDER	3										
CAPTAIN		1	1	1	1	1	1	1	1		
LIEUTENANT	2	6	8	7	6	5	6	2	2		
SERGEANT	5	28	20	25	17	20	19	8	13		
DEPUTY SHERIFF, GENERALIST	17	170	105	154	81	92	102	34	56		
STAFF ASSISTANT I								1			
SERVICES ASSISTANT SHERIFF	1	2	1	2	1	1	1	1	1		
SUPERVISING SHERIFF STATION CLERK		1	1	1	1	1	1		1		
SENIOR SECRETARY V	1										
PARKING CONTROL OFFICER		1	2	2		3	21		2		
SHERIFF STATION CLERK II	1	12	10	14	7	6	14		5		
SENIOR CLERK								1			
SECRETARY V	2	1	1	1	1	1	1	1	1		
INTERMEDIATE TYPIST CLERK	1							1			
RESEARCH ANALY III/B.S.	1										
STENOGRAPHER	2										
INTERMEDIATE CLERK	1										
STATISTICAL CLERK					1						
BOATYARD SUPERVISOR									1		
CRIME ANALYSIS PROGRAM COORDINATOR		1									
MARINA MAINTENANCE WORKER									1		
TOTAL	38	223	149	207	116	130	166	50	84		

FIELD OPERATIONS REGION II

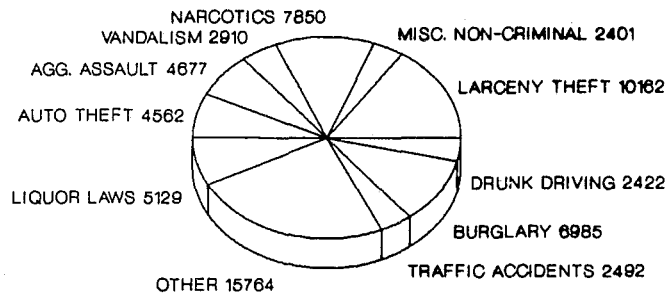
SYNOPSIS

	FISCAL YEAR	FISCAL YEAR	PERCENT CHANGE	CRIME RATE PER 10,000 POP.	
	1987-88	1986-87		1987-88	1986-87
<u>TOTAL CASES HANDLED</u>	67,568	68,571	- 1		
<u>PART I OFFENSES</u>	29,311	31,192	- 6	565.85	606.98
Criminal Homicide	96	113	- 15	1.85	2.20
Forcible Rape	251	236	+ 6	4.85	4.59
Robbery	2,214	2,397	- 8	42.74	46.64
Aggravated Assault	4,677	3,996	+ 17	90.29	77.76
Burglary	6,985	7,907	- 12	134.84	153.87
Larceny Theft	10,162	10,980	- 7	196.18	213.67
Grand Theft Auto	4,562	5,192	- 12	88.07	101.03
Arson	364	371	- 2	7.03	7.22
<u>PART II OFFENSES</u>	30,915	29,590	+ 4	596.81	575.81
Non-Criminal Cases	7,342	7,789	- 6		
<u>TOTAL ARRESTS</u>	36,828	34,619	+ 6		
Adult Arrests	32,699	30,409	+ 8		
Juvenile Arrests	4,129	4,210	- 2		
<u>TOTAL CASE ASSIGNMENTS</u>	38,198	40,965	- 7		
Adult Detectives	38,192	40,956	- 7		
Juvenile Detectives	6	9	- 33		
<u>STOLEN AND RECOVERED PROPERTY</u>					
Amount Stolen	48,533,980	59,074,881	- 18		
Amount Recovered	10,502,534	14,100,326	- 26		
Percent Recovered	26.6	23.9			
<u>TRAFFIC ACCIDENTS</u>	3,740	3,186	+ 17		

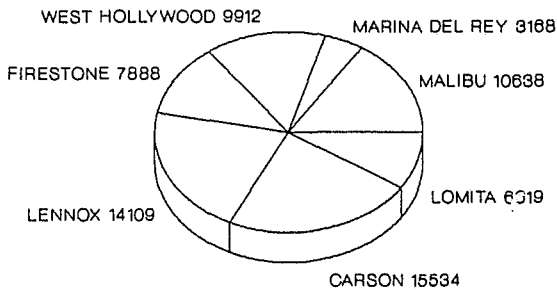
	AREA IN SQUARE MILES	POPULATION 1987-88	CRIME RATE PER 10,000 POP.		PERCENT CHANGE
			1987-88	1986-87	
Total Area	260.58	518,003	565.85	606.98	- 7
Unincorporated Area	200.58	267,950	618.25	656.57	- 6
Contract Cities	60.00	250,053	509.69	553.87	- 8

FIELD OPERATIONS REGION II

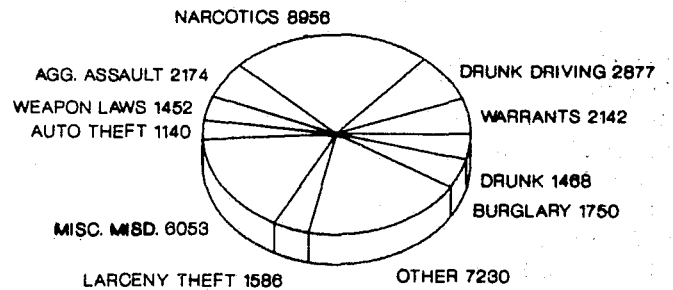
MOST FREQUENT CASES HANDLED



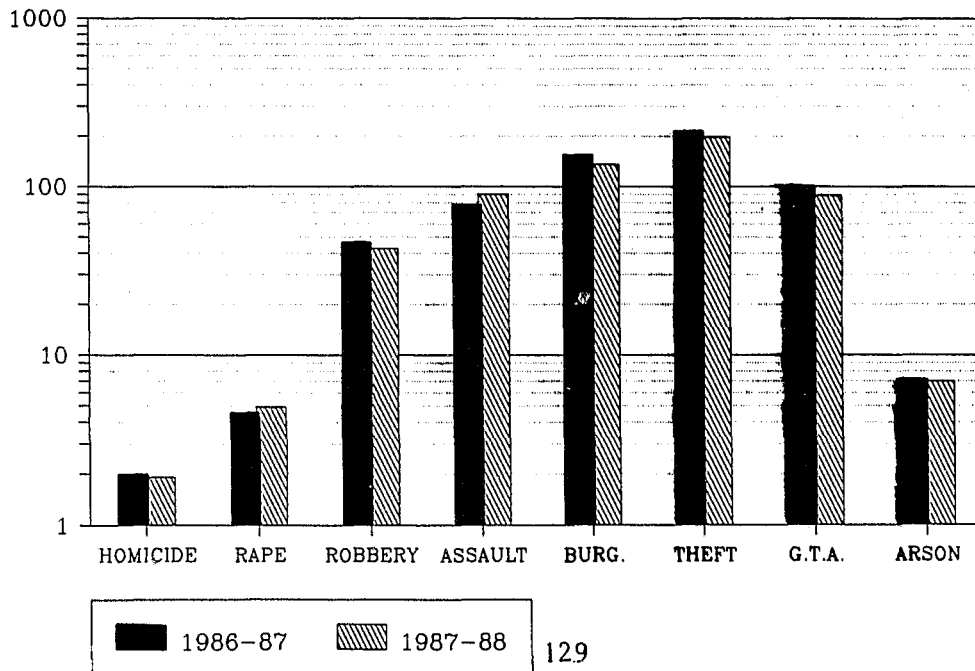
CASES HANDLED BY LOCATION



MOST FREQUENT ARRESTS



CRIME RATE RATE PER 10,000 POPULATION



FIELD OPERATIONS REGION II

	CASES AND ARRESTS			CASE ASSIGNMENTS	
	CASES HANDLED	ADULTS ARRESTED	JUVENILES ARRESTED	ADULT	JUVENILE
FISCAL YEAR 1987-88	67,568	32,699	4,129	38,192	6
FISCAL YEAR 1986-87	68,571	30,409	4,210	40,956	9
FISCAL YEAR 1985-86	67,921	32,617	4,700	40,585	13
% CHANGE LAST TWO YEARS	- 1	+ 8	- 2	- 7	- 33
<u>PART I CRIME OFFENSES</u>					
Criminal Homicide	96	74	12	16	-
Forcible Rape	251	106	18	241	-
Robbery	2,214	816	265	1,946	-
Aggravated Assault	4,677	1,921	253	3,741	-
Burglary	6,985	1,389	361	6,897	1
Larceny Theft	10,162	1,347	239	9,146	-
Grand Theft Auto	4,562	817	323	4,497	1
Arson	364	31	10	29	-
Subtotal	29,311	6,501	1,481	26,513	2
<u>ALL OTHER OFFENSES</u>					
Forgery	280	118	3	104	-
Fraud and NSF Checks	1,097	125	10	985	-
Sex Offenses Felony	301	170	28	167	-
Sex Offenses Misdemeanors	571	438	5	193	-
Assaults, Non-Aggravated	1,902	644	131	746	-
Weapon Laws	1,673	1,254	198	775	1
Offenses Against Family	42	25	-	36	-
Narcotics	7,850	8,278	678	623	-
Liquor Laws	5,129	139	140	164	-
Drunk-Alcohol/Drugs	1,277	1,431	37	42	-
Disorderly Conduct	873	252	64	614	-
Vagrancy	5	12	6	1	-
Gambling	74	107	14	11	-
Drunk Driving-Vehicle/Boat	2,422	2,844	33	389	-
Vehicle/Boating Laws	2,055	1,028	84	389	-
Vandalism	2,910	175	154	2,525	-
Warrants	33	2,132	10	18	-
Receiving Stolen Property	310	900	178	268	-
Federal Offenses W/O Money	25	33	6	24	-
Federal Offenses With Money	78	-	-	74	-
Felonies, Miscellaneous	597	240	46	509	-
Misdemeanors, Miscellaneous	1,411	5,853	200	285	-
Subtotal	30,915	26,198	2,025	8,663	1
<u>NON-CRIMINAL</u>					
Persons Missing	1,296	-	174	921	-
Juvenile, Non-Criminal	57	-	420	51	-
Commitments	4	-	-	2	-
Miscellaneous, Non-Criminal	2,401	-	29	1,728	1
Suicide and Attempt	269	-	-	159	1
Mentally Ill	407	-	-	35	-
Accidents, Traffic/Veh./Boat	2,492	-	-	83	1
Accidents, Miscellaneous	91	-	-	27	-
Persons Dead	325	-	-	10	-
Subtotal	7,342	-	623	3,016	3

F I E L D O P E R A T I O N S R E G I O N I I

PART I OFFENSES CLEARED

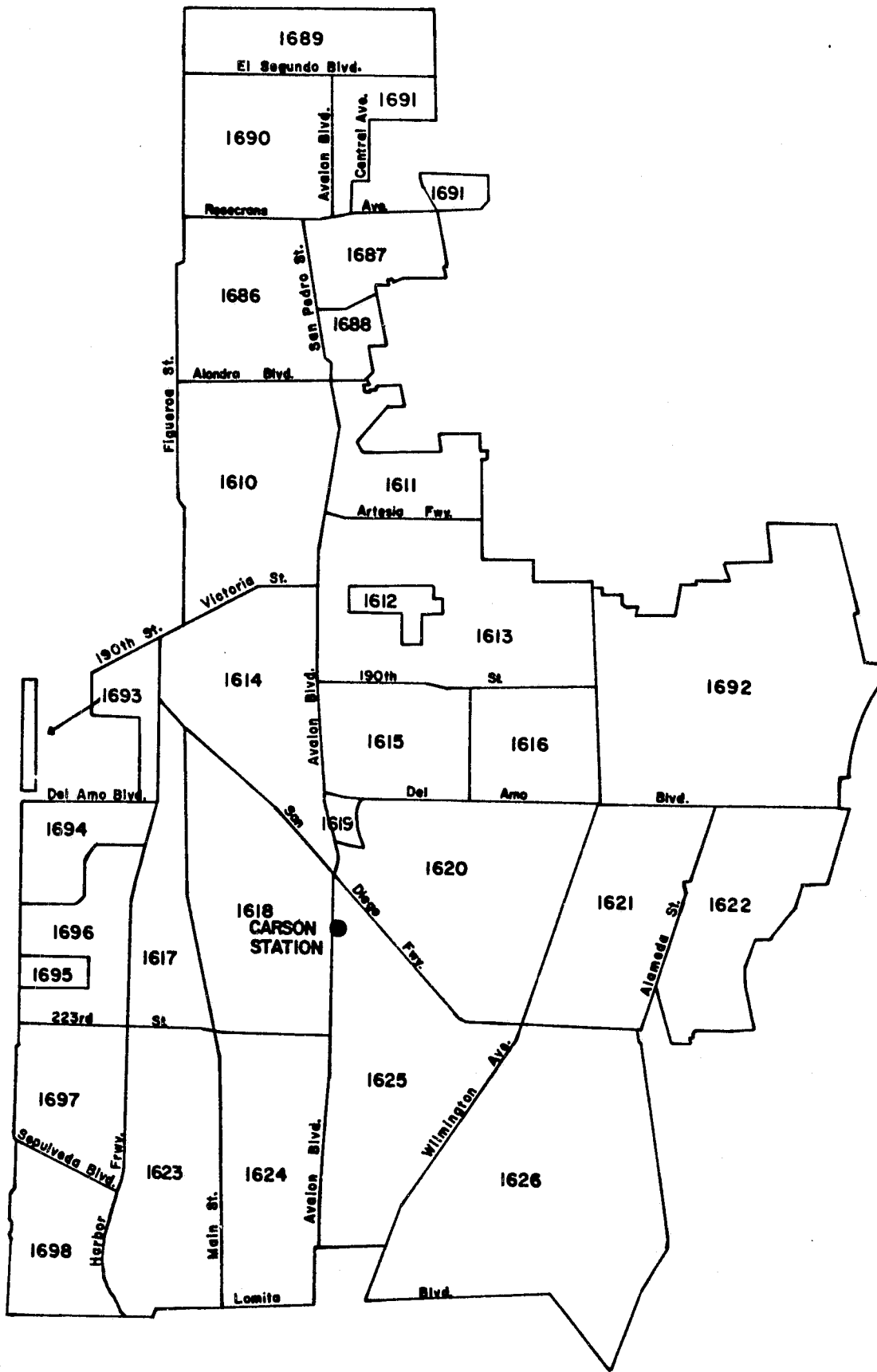
ACTUAL KNOWN OFFENSES	DIVISION TOTAL
TOTAL PART I OFFENSES	29,289
Number Cleared	5,468
Percent Cleared	18.7
CRIMINAL HOMICIDE	91
Number Cleared	58
Percent Cleared	63.7
FORCIBLE RAPE	251
Number Cleared	135
Percent Cleared	53.8
ROBBERY	2,212
Number Cleared	936
Percent Cleared	42.3
AGGRAVATED ASSAULT	4,676
Number Cleared	1,890
Percent Cleared	40.4
BURGLARY	6,981
Number Cleared	939
Percent Cleared	13.5
LARCENY THEFT	10,152
Number Cleared	1,143
Percent Cleared	11.3
GRAND THEFT AUTO	4,562
Number Cleared	323
Percent Cleared	7.1
ARSON	364
Number Cleared	44
Percent Cleared	12.1

STOLEN AND RECOVERED PROPERTY

	AMOUNT STOLEN	AMOUNT RECOVERED	PERCENT
TOTAL	48,533,980	10,502,534	21.6
Homicide	22,520	20	.1
Rape	25,854	6,770	26.2
Robbery	3,425,624	1,071,469	31.3
Burglary	10,212,850	372,671	3.6
Larceny Theft	9,944,616	702,704	7.1
Auto Theft	24,902,516	8,348,900	33.5

TRAFFIC ACCIDENT AND ENFORCEMENT SUMMARY

	TRAFFIC ACCIDENTS	
	1987-88	1986-87
TOTAL	3,740	3,186
Fatality	11	11
Injury	1,785	1,486
Non-Injury	1,944	1,689



CARSON AREA

CARSON STATION

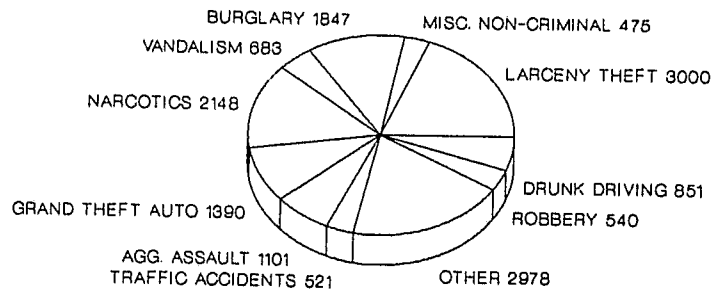
SYNOPSIS

	FISCAL YEAR	FISCAL YEAR	PERCENT CHANGE	CRIME RATE PER 10,000 POP.	
	1987-88	1986-87		1987-88	1986-87
<u>TOTAL CASES HANDLED</u>	15,534	15,792	- 2		
<u>PART I OFFENSES</u>	8,059	8,532	- 6	621.46	661.90
Criminal Homicide	31	25	+ 24	2.39	1.94
Forcible Rape	52	46	+ 13	4.01	3.57
Robbery	540	616	- 12	41.64	47.79
Aggravated Assault	1,101	810	+ 36	84.90	62.84
Burglary	1,847	2,175	- 15	142.43	168.73
Larceny Theft	3,000	3,158	- 5	231.34	244.99
Grand Theft Auto	1,390	1,610	- 14	107.19	124.90
Arson	98	92	+ 7	7.56	7.14
<u>PART II OFFENSES</u>	5,848	5,728	+ 2	450.96	444.37
Non-Criminal Cases	1,627	1,532	+ 6		
<u>TOTAL ARRESTS</u>	7,860	7,185	+ 9		
Adult Arrests	6,899	6,282	+ 10		
Juvenile Arrests	961	903	+ 6		
<u>TOTAL CASE ASSIGNMENTS</u>	9,160	10,055	- 9		
Adult Detectives	9,160	10,053	- 9		
Juvenile Detectives	-	2	-100		
<u>STOLEN AND RECOVERED PROPERTY</u>					
Amount Stolen	14,366,889	16,095,286	- 11		
Amount Recovered	3,057,510	4,690,042	- 35		
Percent Recovered	21.3	29.1			
<u>TRAFFIC ACCIDENTS</u>	958	615	+ 56		

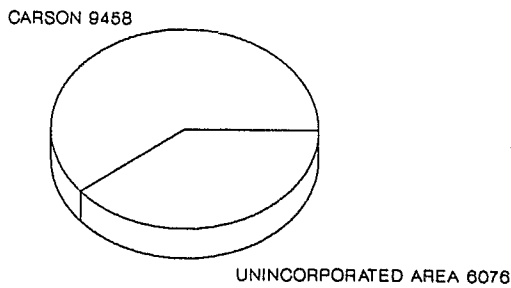
	AREA IN SQUARE MILES	POPULATION 1987-88	CRIME RATE PER 10,000 POP. PART I OFFENSES		PERCENT CHANGE
			1987-88	1986-87	
Total Area	28.32	129,679	621.46	661.90	- 6
Unincorporated Area	9.08	41,946	815.10	857.36	- 5
Carson	19.24	87,733	528.88	567.78	- 7

CARSON STATION


MOST FREQUENT CASES HANDLED



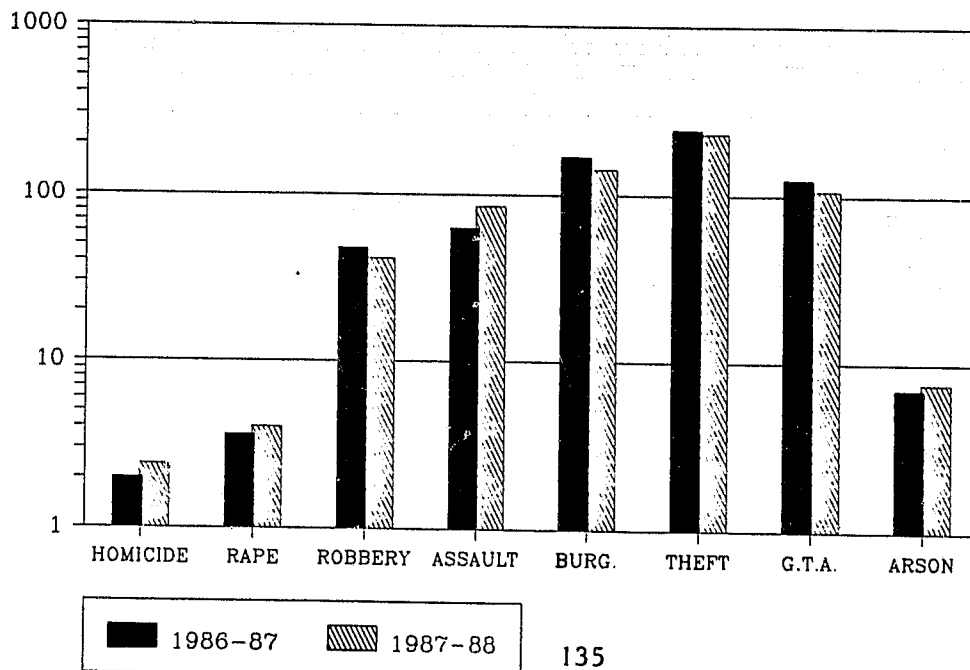
CASES HANDLED BY LOCATION



MOST FREQUENT ARRESTS



CRIME RATE RATE PER 10,000 POPULATION



CARSON STATION

	CASES AND ARRESTS			CASE ASSIGNMENTS	
	CASES HANDLED	ADULTS ARRESTED	JUVENILES ARRESTED	ADULT	JUVENILE
FISCAL YEAR 1987-88	15,534	6,899	961	9,160	-
FISCAL YEAR 1986-87	15,792	6,282	903	10,053	2
FISCAL YEAR 1985-86	15,233	6,723	972	9,504	-
% CHANGE LAST TWO YEARS	- 2	+ 10	+ 6	- 9	-100
<u>PART I CRIME OFFENSES</u>					
Criminal Homicide	31	14	4	3	-
Forcible Rape	52	16	3	49	-
Robbery	540	181	62	444	-
Aggravated Assault	1,101	370	60	754	-
Burglary	1,847	339	96	1,828	-
Larceny Theft	3,000	559	93	2,525	-
Grand Theft Auto	1,390	172	91	1,373	-
Arson	98	4	-	8	-
Subtotal	8,059	1,655	409	6,984	-
<u>ALL OTHER OFFENSES</u>					
Forgery	51	27	-	16	-
Fraud and NSF Checks	183	31	2	153	-
Sex Offenses Felony	74	31	3	39	-
Sex Offenses Misdemeanors	38	11	-	30	-
Assaults, Non-Aggravated	371	129	31	97	-
Weapon Laws	375	278	49	110	-
Offenses Against Family	6	7	-	6	-
Narcotics	2,148	2,257	156	148	-
Liquor Laws	92	26	40	9	-
Drunk-Alcohol/Drugs	173	149	3	6	-
Disorderly Conduct	151	49	13	77	-
Vagrancy	-	-	1	-	-
Gambling	11	15	7	5	-
Drunk Driving-Vehicle/Boat	851	912	6	35	-
Vehicle/Boating Laws	255	118	10	59	-
Vandalism	683	32	28	565	-
Warrants	2	535	1	1	-
Receiving Stolen Property	53	167	35	44	-
Federal Offenses W/O Money	5	10	4	5	-
Federal Offenses With Money	8	-	-	8	-
Felonies, Miscellaneous	136	40	8	99	-
Misdemeanors, Miscellaneous	182	420	72	42	-
Subtotal	5,848	5,244	469	1,554	-
<u>NON-CRIMINAL</u>					
Persons Missing	383	-	3	253	-
Juvenile, Non-Criminal	9	-	73	8	-
Commitments	1	-	-	1	-
Miscellaneous, Non-Criminal	475	-	7	299	-
Suicide and Attempt	61	-	-	33	-
Mentally Ill	84	-	-	6	-
Accidents, Traffic	521	-	-	15	-
Accidents, Miscellaneous	11	-	-	5	-
Persons Dead	82	-	-	2	-
Subtotal	1,627	-	83	622	-

C A R S O N S T A T I O N

	Carson-Unincorporated			City of Carson		
	CASES HANDLED	ADULTS ARRESTED	JUVENILES ARRESTED	CASES HANDLED	ADULTS ARRESTED	JUVENILES ARRESTED
FISCAL YEAR 1987-88	6,076	3,095	362	9,458	3,804	599
FISCAL YEAR 1986-87	5,861	2,536	308	9,931	3,746	595
FISCAL YEAR 1985-86	5,712	2,658	324	9,521	4,065	648
% CHANGE LAST TWO YEARS	+ 4	+ 22	+ 18	- 5	+ 2	+ 1
<u>PART I CRIME OFFENSES</u>						
Criminal Homicide	19	11	2	12	3	2
Forcible Rape	14	9	1	38	7	2
Robbery	271	110	29	269	71	33
Aggravated Assault	517	149	23	584	221	37
Burglary	785	142	32	1,062	197	64
Larceny Theft	1,161	211	26	1,839	348	67
Grand Theft Auto	610	85	36	780	87	55
Arson	42	2	-	56	2	-
Subtotal	3,419	719	149	4,640	936	260
<u>ALL OTHER OFFENSES</u>						
Forgery	22	15	-	29	12	-
Fraud and NSF Checks	48	13	-	135	18	2
Sex Offenses Felony	22	9	2	52	22	1
Sex Offenses Misdemeanors	10	10	-	28	1	-
Assaults, Non-Aggravated	120	46	5	251	83	26
Weapon Laws	190	146	18	185	132	31
Offenses Against Family	3	4	-	3	3	-
Narcotics	1,174	1,335	93	974	922	63
Liquor Laws	33	3	16	59	23	24
Drunk-Alcohol/Drugs	51	49	2	122	100	1
Disorderly Conduct	35	25	11	116	24	2
Vagrancy	-	-	-	-	-	1
Gambling	7	11	6	4	4	1
Drunk Driving-Vehicle/Boat	131	160	1	720	752	5
Vehicle/Boating Laws	34	32	3	221	86	7
Vandalism	227	13	6	456	19	22
Warrants	1	253	-	1	282	1
Receiving Stolen Property	21	91	11	32	76	24
Federal Offenses W/O Money	1	1	-	4	9	4
Federal Offenses With Money	1	-	-	7	-	-
Felonies, Miscellaneous	31	15	3	105	25	5
Misdemeanors, Miscellaneous	66	145	8	116	275	64
Subtotal	2,228	2,376	185	3,620	2,868	284
<u>NON CRIMINAL</u>						
Persons Missing	137	-	-	246	-	3
Juvenile, Non-Criminal	3	-	28	6	-	45
Commitments	-	-	-	1	-	-
Miscellaneous, Non-Criminal	163	-	-	312	-	7
Suicide and Attempt	23	-	-	38	-	-
Mentally Ill	43	-	-	41	-	-
Accidents, Traffic/Veh./Boat	12	-	-	509	-	-
Accidents, Miscellaneous	2	-	-	9	-	-
Persons Dead	46	-	-	36	-	-
Subtotal	429	-	28	1,198	-	55

CARSON STATION
OFFENSES BY REPORTING DISTRICT

Carson

	1610	1611	1612	1613	1614	1615	1616	1617	1618
<u>PART I CRIME OFFENSES</u>									
Criminal Homicide	-	-	-	-	1	1	3	-	3
Forcible Rape	1	-	-	-	7	3	2	2	7
Robbery	20	15	-	17	24	22	8	17	23
Aggravated Assault	42	12	-	25	34	65	37	36	45
Burglary	80	43	-	33	53	79	54	66	61
Larceny Theft	126	74	-	63	80	97	55	88	168
Grand Theft Auto	58	41	-	34	34	37	34	48	73
Arson	4	1	-	3	4	3	1	6	7
Subtotal	331	186	-	175	237	307	194	263	387
<u>ALL OTHER OFFENSES</u>									
Forgery	3	-	-	1	1	1	-	-	8
Fraud and NSF Checks	5	11	1	2	5	3	1	13	30
Sex Offenses Felony	2	2	-	3	2	1	2	4	12
Sex Offenses Misdemeanors	-	2	-	1	-	4	2	1	4
Assaults, Non-Aggravated	12	2	-	9	9	31	17	14	26
Weapons Laws	10	16	-	18	15	17	10	12	16
Offenses Against Family	-	-	-	-	-	-	-	-	-
Narcotics	50	79	-	75	68	37	40	45	101
Liquor Laws	2	1	-	3	7	2	7	2	7
Drunk-Alcohol/Drugs	5	-	-	8	8	5	10	10	19
Disorderly Conduct	4	3	-	1	15	17	8	3	12
Vagrancy	-	-	-	-	-	-	-	-	-
Gambling	-	-	-	-	-	1	1	1	-
Drunk Driving-Vehicle/Boat	43	27	-	31	38	20	11	35	107
Vehicle/Boating Laws	10	4	-	17	17	13	13	16	28
Vandalism	18	10	-	11	33	50	30	29	54
Warrants	-	-	-	-	-	-	-	-	1
Receiving Stolen	2	3	-	1	1	-	4	3	2
Federal Offenses W/O Money	-	-	-	-	-	-	1	-	-
Federal Offenses With Money	-	-	-	1	-	-	-	-	2
Felonies, Miscellaneous	5	3	-	2	2	4	6	6	8
Misdemeanors, Miscellaneous	3	2	-	5	9	8	16	8	12
Subtotal	174	165	1	189	230	214	179	202	449
<u>NON-CRIMINAL</u>									
Persons Missing	16	6	-	7	16	21	23	15	19
Juvenile, Non-Criminal	-	1	-	-	2	-	-	-	-
Commitments	-	-	-	-	-	-	-	-	1
Miscellaneous, Non-Criminal	19	11	-	7	21	21	20	23	39
Suicide and Attempt	1	-	-	3	1	3	4	3	1
Mentally Ill	1	2	-	-	1	4	3	4	9
Accidents, Traffic/Veh./Boat	33	9	-	30	32	21	17	56	62
Accidents, Miscellaneous	-	-	-	-	2	-	-	1	-
Persons Dead	3	1	-	1	4	2	1	1	6
Subtotal	73	30	-	48	79	72	68	103	137

CARSON STATION
OFFENSES BY REPORTING DISTRICT

Carson

	1619	1620	1621	1622	1623	1624	1625	1626
<u>PART I CRIME OFFENSES</u>								
Criminal Homicide	-	-	1	-	1	-	2	-
Forcible Rape	1	3	1	-	2	2	7	-
Robbery	8	18	2	18	11	35	30	1
Aggravated Assault	9	54	2	48	39	73	60	3
Burglary	29	65	26	91	65	179	129	9
Larceny Theft	249	136	81	118	168	160	163	13
Grand Theft Auto	57	62	28	56	55	70	82	11
Arson	-	2	-	6	2	5	11	1
Subtotal	353	340	141	337	343	524	484	38
<u>ALL OTHER OFFENSES</u>								
Forgery	7	1	1	2	1	2	1	-
Fraud and NSF Checks	23	6	10	2	9	4	10	-
Sex Offenses Felony	1	5	-	-	2	12	4	-
Sex Offenses Misdemeanors	-	3	-	1	3	2	3	2
Assaults, Non-Aggravated	16	19	2	17	16	22	35	4
Weapons Laws	2	10	3	12	6	15	20	3
Offenses Against Family	-	-	-	-	2	-	1	-
Narcotics	13	45	10	88	55	95	159	14
Liquor Laws	-	6	-	5	1	8	8	-
Drunk-Alcohol/Drugs	1	11	1	12	13	13	6	-
Disorderly Conduct	1	8	-	6	11	17	10	-
Vagrancy	-	-	-	-	-	-	-	-
Gambling	-	-	-	-	-	-	1	-
Drunk Driving-Vehicle/Boat	1	42	11	55	42	118	113	26
Vehicle/Boating Laws	4	6	6	14	13	24	22	14
Vandalism	7	41	3	35	37	50	48	-
Warrants	-	-	-	-	-	-	-	-
Receiving Stolen Property	2	3	-	-	1	5	5	-
Federal Offenses W/O Money	-	-	-	-	1	-	2	-
Federal Offenses With Money	-	-	-	-	-	2	2	-
Felonies, Miscellaneous	12	14	5	10	3	3	20	2
Misdemeanors, Miscellaneous	-	4	2	10	6	13	15	3
Subtotal	90	224	54	269	222	405	485	68
<u>NON-CRIMINAL</u>								
Persons Missing	1	21	-	15	33	29	23	1
Juvenile, Non-Criminal	-	-	-	2	-	1	-	-
Commitments	-	-	-	-	-	-	-	-
Miscellaneous, Non-Criminal	6	24	4	17	17	38	41	4
Suicide and Attempt	-	5	-	3	-	5	8	1
Mentally Ill	1	3	-	3	3	3	3	1
Accidents, Traffic/Veh./Boat	-	40	10	30	36	48	63	22
Accidents, Miscellaneous	-	2	-	2	-	1	1	-
Persons Dead	-	2	1	8	2	2	2	-
Subtotal	8	97	15	80	91	127	141	29

CARSON STATION
OFFENSES BY REPORTING DISTRICT

	Unincorporated						
	1686	1687	1688	1689	1690	1691	1692
<u>PART I CRIME OFFENSES</u>							
Criminal Homicide	-	4	2	4	6	2	-
Forcible Rape	1	-	-	1	-	-	1
Robbery	17	22	5	70	36	26	17
Aggravated Assault	23	45	26	132	110	63	6
Burglary	90	52	10	126	102	63	105
Larceny Theft	110	42	23	100	132	74	198
Grand Theft Auto	78	25	14	61	81	37	75
Arson	2	4	-	10	7	3	9
Subtotal	321	194	80	504	474	268	411
<u>ALL OTHER OFFENSES</u>							
Forgery	3	-	-	4	3	3	1
Fraud and NSF Checks	1	1	1	1	3	3	8
Sex Offenses Felony	1	2	-	3	4	2	-
Sex Offenses Misdemeanors	-	-	-	-	-	-	-
Assaults, Non-Aggravated	5	10	11	23	26	12	3
Weapons Laws	7	29	10	52	31	21	12
Offenses Against Family	-	-	-	1	1	-	-
Narcotics	44	179	66	307	223	125	35
Liquor Laws	-	5	1	10	11	4	-
Drunk-Alcohol/Drugs	1	9	-	6	8	4	1
Disorderly Conduct	2	2	1	6	1	1	1
Vagrancy	-	-	-	-	-	-	-
Gambling	-	-	-	4	3	-	-
Drunk Driving-Vehicle/Boat	8	14	7	16	22	15	8
Vehicle/Boating Laws	2	5	4	5	6	4	3
Vandalism	20	10	7	37	37	17	17
Warrants	-	-	-	-	-	1	-
Receiving Stolen Property	3	-	-	6	3	2	1
Federal Offenses W/O Money	-	-	-	-	-	-	-
Federal Offenses With Money	-	-	-	1	-	-	-
Felonies, Miscellaneous	1	2	-	4	4	2	3
Misdemeanors, Miscellaneous	2	5	4	17	15	1	3
Subtotal	100	273	112	503	401	217	96
<u>NON-CRIMINAL</u>							
Persons Missing	3	6	13	40	32	13	-
Juvenile, Non-Criminal	-	-	-	2	-	-	-
Commitments	-	-	-	-	-	-	-
Miscellaneous, Non-Criminal	8	12	4	25	23	13	12
Suicide and Attempt	1	-	-	2	7	-	1
Mentally Ill	4	8	3	8	6	3	-
Accidents, Traffic/Veh./Boat	-	-	-	1	1	-	4
Accidents, Miscellaneous	-	-	-	-	1	-	-
Persons Dead	1	6	-	12	4	2	-
Subtotal	17	32	20	90	74	31	17

CARSON STATION
OFFENSES BY REPORTING DISTRICT

Unincorporated

	1693	1694	1695	1696	1697	1698
<u>PART I CRIME OFFENSES</u>						
Criminal Homicide	-	-	-	1	-	-
Forcible Rape	-	-	-	4	1	1
Robbery	1	9	1	31	13	23
Aggravated Assault	-	32	4	42	24	9
Burglary	14	46	8	63	60	45
Larceny Theft	19	70	45	92	133	117
Grand Theft Auto	17	44	16	52	63	47
Arson	1	2	-	2	1	1
Subtotal	52	203	74	287	295	243
<u>ALL OTHER OFFENSES</u>						
Forgery	1	1	-	-	5	1
Fraud and NSF Checks	-	1	2	4	15	8
Sex Offenses Felony	-	-	2	4	1	1
Sex Offenses Misdemeanors	-	1	6	3	-	-
Assaults, Non-Aggravated	2	9	2	11	4	2
Weapons Laws	1	6	1	9	5	6
Offenses Against Family	-	-	-	-	1	-
Narcotics	1	29	2	38	42	79
Liquor Laws	-	1	-	-	1	-
Drunk-Alcohol/Drugs	-	8	-	12	1	1
Disorderly Conduct	-	1	-	6	8	4
Vagrancy	-	-	-	-	-	-
Gambling	-	-	-	-	-	-
Drunk Driving-Vehicle/Boat	-	8	-	17	12	4
Vehicle/Boating Laws	1	1	-	-	2	1
Vandalism	3	11	1	22	25	18
Warrants	-	-	-	-	-	-
Receiving Stolen Property	-	2	-	1	1	1
Federal Offenses W/O Money	-	-	-	-	1	-
Federal Offenses With Money	-	-	-	-	-	-
Felonies, Miscellaneous	1	1	5	2	5	-
Misdemeanors, Miscellaneous	-	8	1	5	1	3
Subtotal	10	88	22	134	130	129
<u>NON-CRIMINAL</u>						
Persons Missing	1	7	3	6	8	5
Juvenile, Non-Criminal	-	1	-	-	-	-
Commitments	-	-	-	-	-	-
Miscellaneous, Non-Criminal	2	10	5	11	15	12
Suicide and Attempt	-	2	1	2	5	2
Mentally Ill	-	2	-	1	4	3
Accidents, Traffic/Veh./Boat	-	1	-	1	-	1
Accidents, Miscellaneous	-	-	-	1	-	-
Persons Dead	-	-	4	3	2	2
Subtotal	3	23	23	25	34	25

C A R S O N S T A T I O N

PART I OFFENSES CLEARED

ACTUAL KNOWN OFFENSES	STATION TOTAL	UNINCORPORATED	CARSON
TOTAL PART I OFFENSES	8,054	3,417	4,637
Number Cleared	998	452	546
Percent Cleared	12.4	13.2	11.8
CRIMINAL HOMICIDE	30	18	12
Number Cleared	20	12	8
Percent Cleared	66.7	66.7	66.7
FORCIBLE RAPE	52	14	38
Number Cleared	27	8	19
Percent Cleared	52.0	57.1	50.0
ROBBERY	538	271	267
Number Cleared	189	97	92
Percent Cleared	35.1	35.8	34.5
AGGRAVATED ASSAULT	1,101	517	584
Number Cleared	306	153	153
Percent Cleared	27.8	29.6	26.2
BURGLARY	1,846	784	1,062
Number Cleared	177	72	105
Percent Cleared	9.6	9.2	9.9
LARCENY THEFT	2,999	1,161	1,838
Number Cleared	191	71	120
Percent Cleared	6.4	6.1	6.5
GRAND THEFT AUTO	1,390	610	780
Number Cleared	73	32	41
Percent Cleared	5.3	5.2	5.3
ARSON	98	42	56
Number Cleared	15	7	8
Percent Cleared	15.3	16.7	14.3

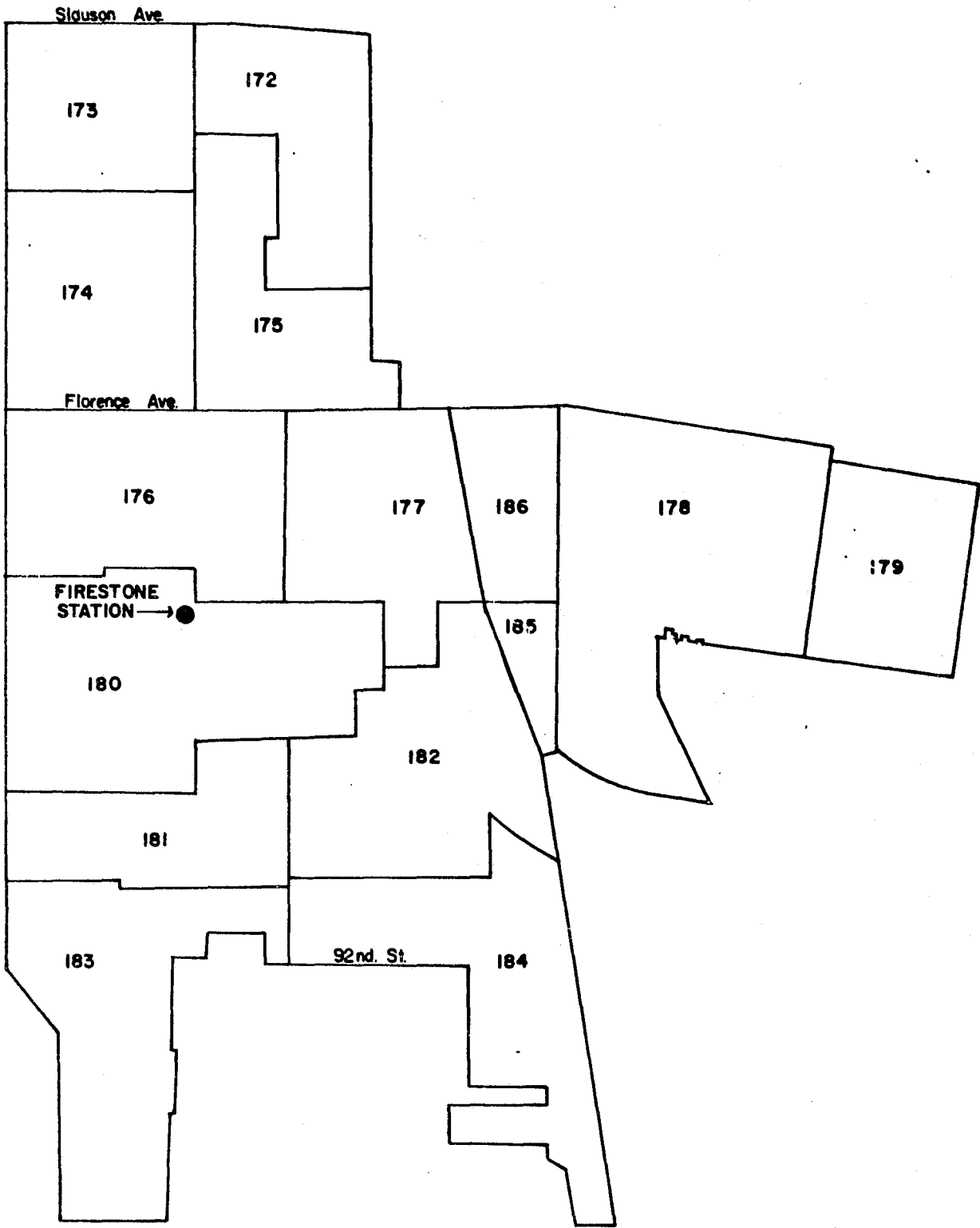
STOLEN AND RECOVERED PROPERTY

	AMOUNT STOLEN	AMOUNT RECOVERED	PERCENT
TOTAL	\$14,366,889	\$3,057,510	21.3
Homicide	-	-	-
Rape	5,485	5,285	96.4
Robbery	747,802	236,835	31.7
Burglary	2,821,809	132,775	4.7
Larceny Theft	3,351,699	279,860	8.3
Auto Theft	7,440,094	2,402,755	32.3

C A R S O N S T A T I O N

TRAFFIC ACCIDENT AND ENFORCEMENT SUMMARY

	TRAFFIC ACCIDENTS	
	<u>1987-88</u>	<u>1986-87</u>
<u>STATION TOTAL</u>		
Total	958	615
Fatality	5	6
Injury	626	399
Non-Injury	327	210
<u>CARSON</u>		
Total	958	615
Fatality	5	6
Injury	626	399
Non-Injury	327	210



FIRESTONE AREA

FIRESTONE STATION

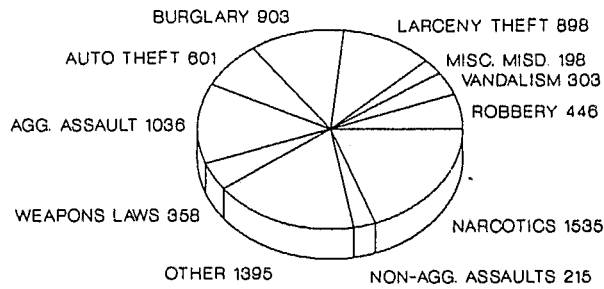
SYNOPSIS

	FISCAL YEAR	FISCAL YEAR	PERCENT CHANGE	CRIME RATE PER 10,000 POP.	
	1987-88	1986-87		1987-88	1986-87
<u>TOTAL CASES HANDLED</u>	7,888	8,301	- 5		
<u>PART I OFFENSES</u>	4,003	4,150	- 4	580.29	604.42
Criminal Homicide	23	36	- 36	3.33	5.24
Forcible Rape	36	48	- 25	5.22	6.99
Robbery	446	451	- 1	64.65	65.69
Aggravated Assault	1,036	881	+ 18	150.18	128.31
Burglary	903	1,103	- 18	130.90	160.64
Larceny Theft	898	850	+ 6	130.18	123.80
Grand Theft Auto	601	701	- 14	87.12	102.10
Arson	60	80	- 25	8.70	11.65
<u>PART II OFFENSES</u>	3,343	3,561	- 6	484.61	518.64
Non-Criminal Cases	542	590	- 8		
<u>TOTAL ARRESTS</u>	5,672	6,081	- 7		
Adult Arrests	4,702	4,995	- 6		
Juvenile Arrests	970	1,086	- 11		
<u>TOTAL CASE ASSIGNMENTS</u>	4,819	4,982	- 3		
Adult Detectives	4,819	4,982	- 3		
Juvenile Detectives	-	-	-		
<u>STOLEN AND RECOVERED PROPERTY</u>					
Amount Stolen	3,337,580	6,915,215	- 52		
Amount Recovered	636,179	529,800	+ 20		
Percent Recovered	19.1	7.7			
<u>TRAFFIC ACCIDENTS</u>	-	-	-		

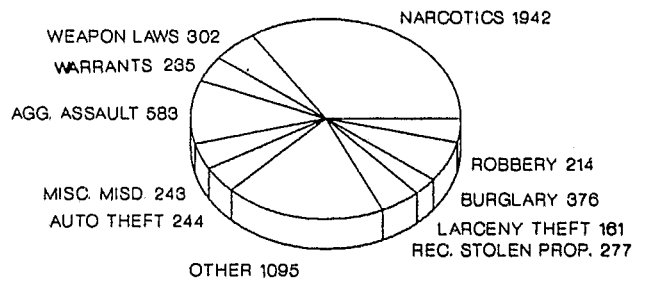
	AREA IN SQUARE MILES	POPULATION 1987-88	CRIME RATE PER 10,000 POP.		PERCENT CHANGE
			PART I OFFENSES		
			1987-88	1986-87	
Total Area	4.17	68,983	580.29	604.42	- 4

FIRESTONE STATION

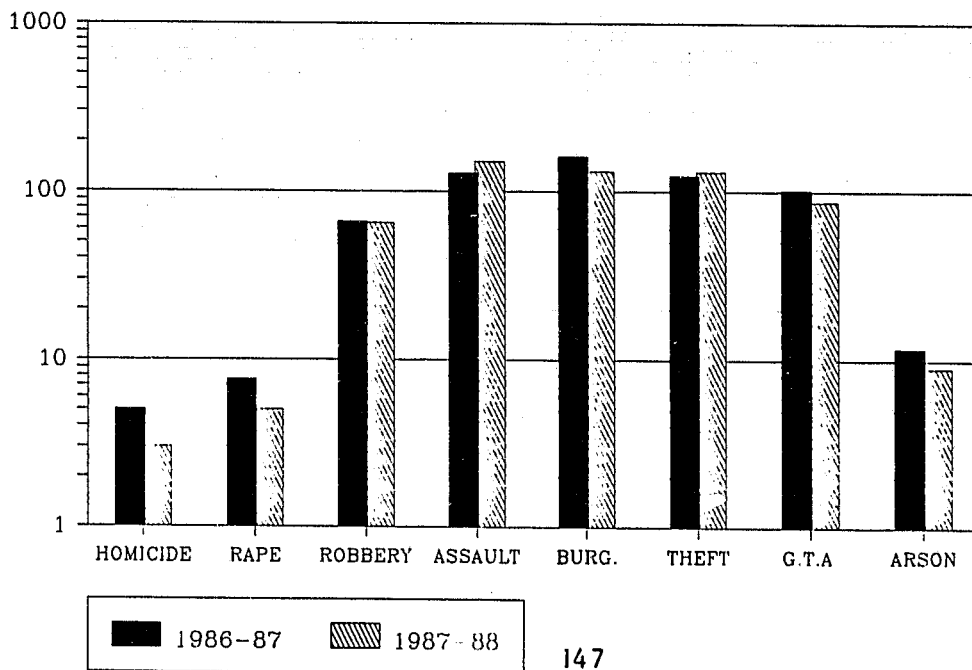
MOST FREQUENT CASES HANDLED



MOST FREQUENT ARRESTS



CRIME RATE RATE PER 10,000 POPULATION



F I R E S T O N E S T A T I O N

	CASES AND ARRESTS			CASE ASSIGNMENTS	
	CASES HANDLED	ADULTS ARRESTED	JUVENILES ARRESTED	ADULT	JUVENILE
FISCAL YEAR 1987-88	7,888	4,702	970	4,819	-
FISCAL YEAR 1986-87	8,301	4,995	1,086	4,982	-
FISCAL YEAR 1985-86	8,140	5,173	1,187	4,727	-
% CHANGE LAST TWO YEARS	- 5	- 6	- 11	- 3	-
<u>PART I CRIME OFFENSES</u>					
Criminal Homicide	23	26	4	5	-
Forcible Rape	36	22	2	34	-
Robbery	446	158	56	377	-
Aggravated Assault	1,036	514	69	834	-
Burglary	903	318	58	882	-
Larceny Theft	898	143	18	814	-
Grand Theft Auto	601	173	71	593	-
Arson	60	9	-	6	-
Subtotal	4,003	1,363	278	3,545	-
<u>ALL OTHER OFFENSES</u>					
Forgery	37	17	1	7	-
Fraud and NSF Checks	9	20	1	3	-
Sex Offenses Felony	62	40	9	38	-
Sex Offenses Misdemeanors	36	23	-	32	-
Assaults, Non-Aggravated	215	79	18	91	-
Weapon Laws	358	242	60	161	-
Offenses Against Family	9	-	-	8	-
Narcotics	1,535	1,758	184	105	-
Liquor Laws	118	20	23	11	-
Drunk-Alcohol/Drugs	82	103	4	5	-
Disorderly Conduct	61	39	9	32	-
Vagrancy	-	2	1	-	-
Gambling	17	20	3	1	-
Drunk Driving-Vehicle/Boat	49	81	2	3	-
Vehicle/Boating Laws	108	98	19	56	-
Vandalism	303	32	51	249	-
Warrants	7	233	2	6	-
Receiving Stolen Property	59	243	34	48	-
Federal Offenses W/O Money	1	3	-	1	-
Federal Offenses With Money	5	-	-	5	-
Felonies, Miscellaneous	74	66	11	63	-
Misdemeanors, Miscellaneous	198	220	23	55	-
Subtotal	3,343	3,339	455	980	-
<u>NON-CRIMINAL</u>					
Persons Missing	188	-	139	151	-
Juvenile, Non-Criminal	4	-	95	3	-
Commitments	1	-	-	-	-
Miscellaneous, Non-Criminal	180	-	3	122	-
Suicide and Attempt	22	-	-	13	-
Mentally Ill	75	-	-	1	-
Accidents, Traffic/Veh./Boat	6	-	-	1	-
Accidents, Miscellaneous	6	-	-	3	-
Persons Dead	60	-	-	-	-
Subtotal	542	-	237	294	-

FIRESTONE STATION
OFFENSES BY REPORTING DISTRICT

Unincorporated

	0172	0173	0174	0175	0176	0177	0178	0179
<u>PART I CRIME OFFENSES</u>								
Criminal Homicide	1	1	2	1	4	3	1	-
Forcible Rape	1	1	3	5	1	1	2	1
Robbery	13	22	33	29	72	35	40	4
Aggravated Assault	25	55	110	63	104	70	101	10
Burglary	34	45	97	58	123	37	77	26
Larceny Theft	33	49	68	48	164	45	93	14
Grand Theft Auto	27	37	51	47	69	36	126	16
Arson	1	2	5	3	2	3	5	-
Subtotal	135	212	369	254	539	230	445	71
<u>ALL OTHER OFFENSES</u>								
Forgery	5	3	1	2	4	2	5	1
Fraud and NSF Checks	-	-	1	1	3	-	2	1
Sex Offenses Felony	1	3	6	5	6	6	8	1
Sex Offenses Misdemeanors	3	2	7	1	-	2	5	-
Assaults, Non-Aggravated	8	3	22	11	26	13	25	4
Weapon Laws	13	19	29	24	25	13	30	-
Offenses Against Family	-	-	1	3	-	-	1	-
Narcotics	46	82	177	118	150	118	181	2
Liquor Laws	1	10	7	10	6	13	22	-
Drunk-Alcohol/Drugs	6	2	5	2	7	8	14	-
Disorderly Conduct	2	1	5	6	3	1	7	3
Vagrancy	-	-	-	-	-	-	-	-
Gambling	-	1	5	1	1	-	1	-
Drunk Driving-Vehicle/Boat	1	3	3	6	2	1	10	-
Vehicle/Boating Laws	2	7	4	3	12	10	10	1
Vandalism	10	20	20	12	37	18	40	10
Warrants	1	-	-	-	1	-	-	-
Receiving Stolen Property	2	6	4	4	3	10	4	-
Federal Offenses W/O Money	-	-	-	-	-	-	-	-
Federal Offenses With Money	-	-	-	-	3	-	1	-
Felonies, Miscellaneous	1	1	5	1	14	6	9	1
Misdemeanors, Miscellaneous	4	8	35	15	21	26	23	-
Subtotal	106	171	337	225	324	247	398	24
<u>NON-CRIMINAL</u>								
Persons Missing	6	7	18	17	17	4	27	3
Juvenile, Non-Criminal	-	-	-	1	1	-	-	-
Commitments	-	-	-	-	-	1	-	-
Miscellaneous, Non-Criminal	5	7	13	10	22	10	23	5
Suicide and Attempt	-	1	3	1	-	2	4	1
Mentally Ill	3	4	5	4	4	3	6	-
Accidents, Traffic/Veh./Boat	-	-	-	1	-	-	-	-
Accidents, Miscellaneous	-	-	1	-	-	-	-	-
Persons Dead	1	4	1	2	12	2	7	1
Subtotal	15	23	41	36	56	22	67	10

FIRESTONE STATION
OFFENSES BY REPORTING DISTRICT

	Unincorporated						
	0180	0181	0182	0183	0184	0185	0186
<u>PART I CRIME OFFENSES</u>							
Criminal Homicide	1	2	1	5	1	-	-
Forcible Rape	6	3	5	7	-	-	-
Robbery	52	43	47	26	27	1	2
Aggravated Assault	106	89	92	137	64	-	10
Burglary	119	76	78	76	48	3	6
Larceny Theft	96	82	71	48	69	2	11
Grand Theft Auto	56	32	30	41	21	-	12
Arson	6	5	8	9	6	2	3
Subtotal	442	332	332	349	236	8	44
<u>ALL OTHER OFFENSES</u>							
Forgery	1	1	8	2	2	-	-
Fraud and NSF Checks	-	-	1	-	-	-	-
Sex Offenses Felony	10	3	6	3	4	-	-
Sex Offenses Misdemeanors	14	-	2	-	-	-	-
Assaults, Non-Aggravated	43	14	19	10	15	-	2
Weapon Laws	32	29	36	61	42	1	3
Offenses Against Family	1	-	-	3	-	-	-
Narcotics	120	78	120	151	152	9	17
Liquor Laws	8	10	8	12	7	1	3
Drunk-Alcohol/Drugs	11	5	11	6	3	1	1
Disorderly Conduct	13	7	3	7	3	-	-
Vagrancy	-	-	-	-	-	-	-
Gambling	5	1	-	1	1	-	-
Drunk Driving-Vehicle/Boat	7	3	4	3	4	-	2
Vehicle/Boating Laws	10	9	7	16	12	2	3
Vandalism	60	20	19	23	9	2	3
Warrants	2	-	-	2	-	-	1
Receiving Stolen Property	4	5	4	1	10	-	1
Federal Offenses W/O Money	-	-	-	-	1	-	-
Federal Offenses With Money	-	-	-	-	1	-	-
Felonies, Miscellaneous	8	7	9	6	4	-	2
Misdemeanors, Miscellaneous	12	12	13	18	8	-	3
Subtotal	361	204	270	325	278	16	41
<u>NON-CRIMINAL</u>							
Persons Missing	30	13	15	16	15	-	-
Juvenile, Non-Criminal	-	2	-	-	-	-	-
Commitments	-	-	-	-	-	-	-
Miscellaneous, Non-Criminal	27	12	17	13	8	1	2
Suicide and Attempt	2	3	1	2	2	-	-
Mentally Ill	20	8	3	7	6	-	1
Accidents, Traffic/Veh./Boat	2	2	-	-	-	-	-
Accidents, Miscellaneous	1	-	1	2	1	-	-
Persons Dead	5	5	4	10	6	-	-
Subtotal	87	45	41	50	38	1	3

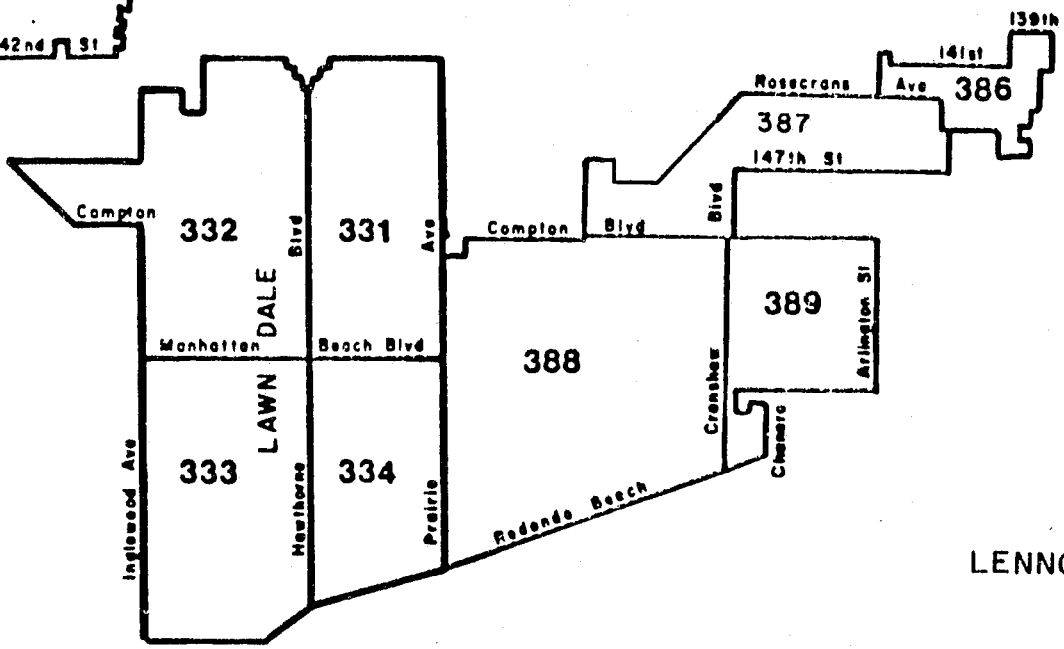
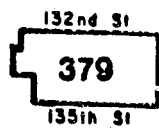
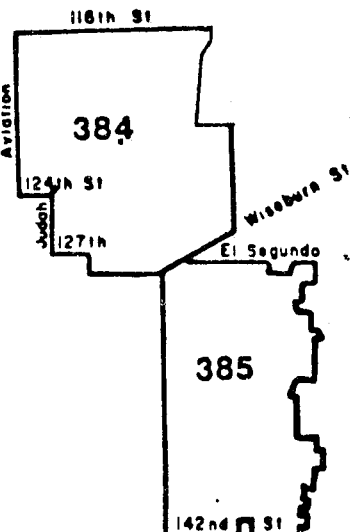
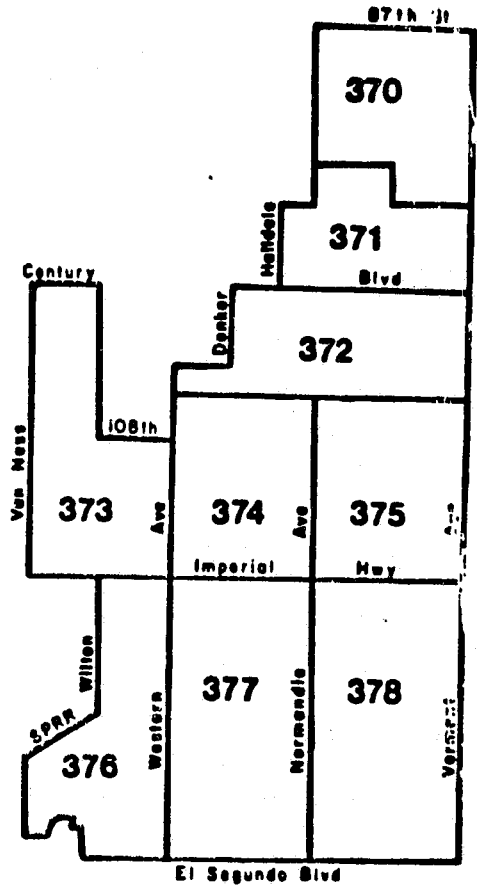
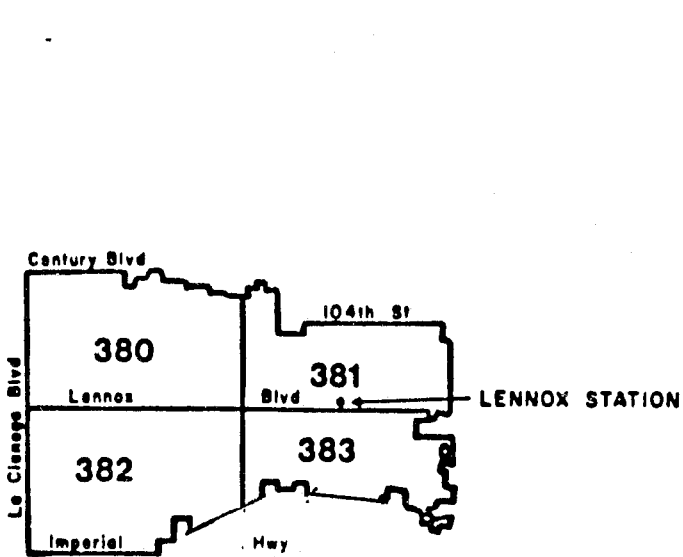
FIRESTONE STATION

PART I OFFENSES CLEARED

ACTUAL KNOWN OFFENSES	STATION TOTAL
TOTAL PART I OFFENSES	4,000
Number Cleared	1030
Percent Cleared	25.8
CRIMINAL HOMICIDE	21
Number Cleared	16
Percent Cleared	76.2
FORCIBLE RAPE	36
Number Cleared	29
Percent Cleared	80.6
ROBBERY	446
Number Cleared	204
Percent Cleared	45.7
AGGRAVATED ASSAULT	1035
Number Cleared	444
Percent Cleared	42.9
BURGLARY	903
Number Cleared	150
Percent Cleared	16.6
LARCENY THEFT	898
Number Cleared	132
Percent Cleared	14.7
GRAND THEFT AUTO	601
Number Cleared	47
Percent Cleared	7.8
ARSON	60
Number Cleared	8
Percent Cleared	13.3

STOLEN AND RECOVERED PROPERTY

	AMOUNT STOLEN	AMOUNT RECOVERED	PERCENT
TOTAL	3,337,580	636,179	19.1
Homicide	2,500	-	-
Rape	106	100	94.3
Robbery	419,365	143,767	34.3
Burglary	596,769	45,830	7.7
Larceny Theft	416,588	45,829	11.0
Auto Theft	1,902,252	400,653	21.1



LENNOX AREA

LENNOX STATION

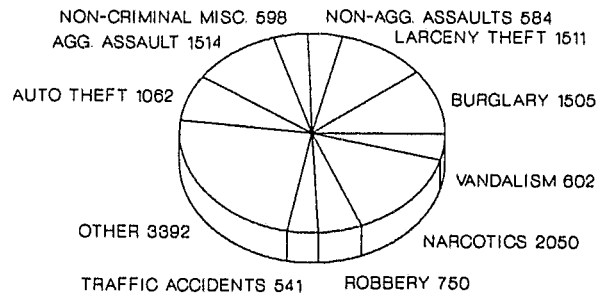
SYNOPSIS

	FISCAL YEAR	FISCAL YEAR	PERCENT CHANGE	CRIME RATE PER 10,000 POP.	
	1987-88	1986-87		1987-88	1986-87
<u>TOTAL CASES HANDLED</u>	14,109	14,934	- 6		
<u>PART I OFFENSES</u>	6,567	7,143	- 8	604.85	657.90
Criminal Homicide	36	38	- 5	3.32	3.50
Forcible Rape	99	85	+ 16	9.12	7.83
Robbery	750	777	- 3	69.08	71.56
Aggravated Assault	1,514	1,494	+ 1	139.45	137.60
Burglary	1,505	1,693	- 11	138.62	155.93
Larceny Theft	1,511	1,748	- 14	139.17	161.00
Grand Theft Auto	1,062	1,197	- 11	97.82	110.25
Arson	90	111	- 19	8.29	10.22
<u>PART II OFFENSES</u>	5,739	5,957	- 4	528.59	548.66
Non-Criminal Cases	1,803	1,834	- 2		
<u>TOTAL ARRESTS</u>	8,157	7,200	+ 13		
Adult Arrests	6,841	5,973	+ 15		
Juvenile Arrests	1,316	1,227	+ 7		
<u>TOTAL CASE ASSIGNMENTS</u>	8,513	9,127	- 7		
Adult Detectives	8,510	9,122	- 7		
Juvenile Detectives	3	5	- 40		
<u>STOLEN AND RECOVERED PROPERTY</u>					
Amount Stolen	7,328,648	8,078,586	- 9		
Amount Recovered	2,472,017	3,384,474	- 27		
Percent Recovered	33.7	41.9			
<u>TRAFFIC ACCIDENTS</u>	632	458	+ 38		

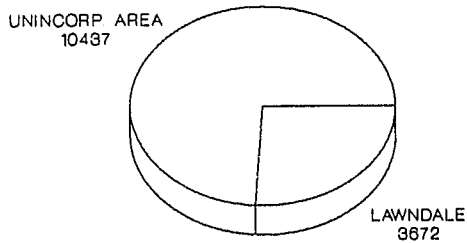
	AREA IN SQUARE MILES	POPULATION	CRIME RATE PER 10,000 POP.		PERCENT CHANGE
		1987-88	1987-88	1986-87	
Total Area	8.11	108,572	604.85	657.90	- 8
Unincorporated Area	6.18	82,390	608.33	654.70	- 7
Lawndale	1.93	26,182	593.92	668.02	- 11

LENNOX STATION

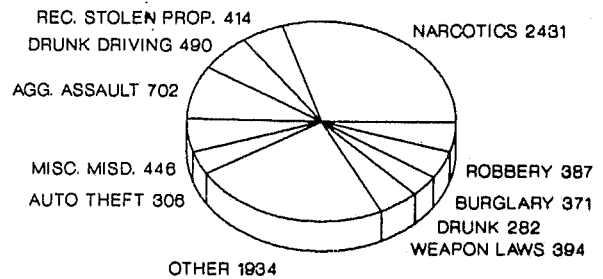
MOST FREQUENT CASES HANDLED



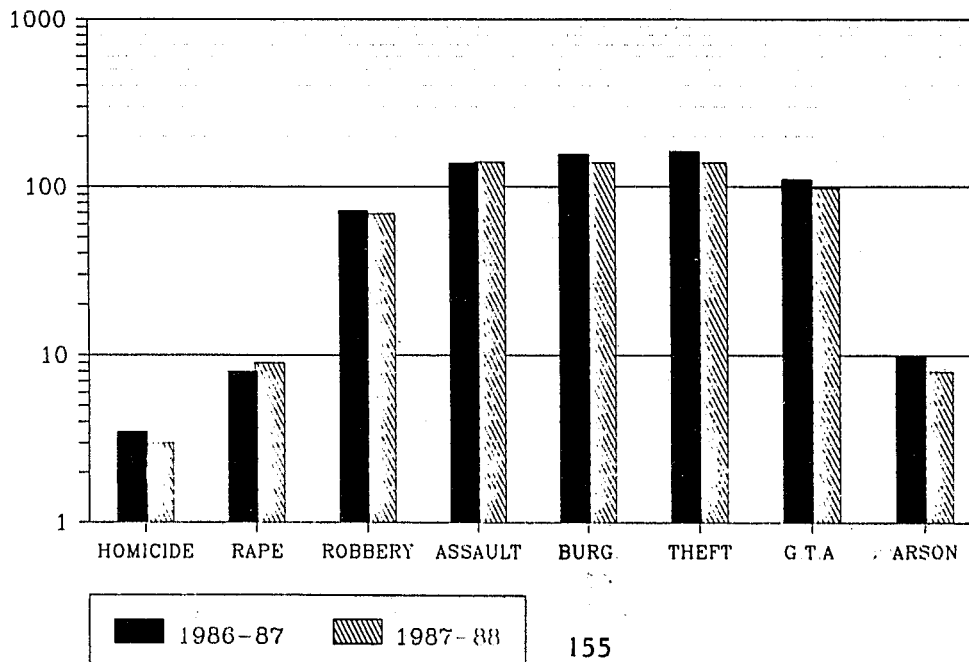
CASES HANDLED BY LOCATION



MOST FREQUENT ARRESTS



CRIME RATE RATE PER 10,000 POPULATION



L E N N O X S T A T I O N

	CASES AND ARRESTS			CASE ASSIGNMENTS	
	CASES HANDLED	ADULTS ARRESTED	JUVENILES ARRESTED	ADULT	JUVENILE
FISCAL YEAR 1987-88	14,109	6,841	1,316	8,510	3
FISCAL YEAR 1986-87	14,934	5,973	1,227	9,122	5
FISCAL YEAR 1985-86	14,403	6,895	1,298	8,938	3
% CHANGE LAST TWO YEARS	- 6	+ 15	+ 7	- 7	- 40
<u>PART I CRIME OFFENSES</u>					
Criminal Homicide	36	20	4	4	-
Forcible Rape	99	40	8	96	-
Robbery	750	277	110	664	-
Aggravated Assault	1,514	603	99	1,261	-
Burglary	1,505	296	75	1,479	1
Larceny Theft	1,511	212	45	1,363	-
Grand Theft Auto	1,062	204	102	1,038	-
Arson	90	6	-	7	-
Subtotal	6,567	1,658	443	5,912	1
<u>ALL OTHER OFFENSES</u>					
Forgery	59	10	2	27	-
Fraud and NSF Checks	44	27	1	37	-
Sex Offenses Felonies	97	50	8	51	-
Sex Offenses Misdemeanors	162	129	1	35	-
Assaults, Non-Aggravated	584	198	52	235	-
Weapon Laws	423	337	57	192	1
Offenses Against Family	18	9	-	14	-
Narcotics	2,050	2,181	250	203	-
Liquor Laws	137	32	36	18	-
Drunk-Alcohol/Drugs	260	273	9	9	-
Disorderly Conduct	180	90	32	112	-
Vagrancy	2	5	3	-	-
Gambling	31	40	4	3	-
Drunk Driving-Vehicle/Boat	280	488	2	19	-
Vehicle/Boat Laws	359	220	31	79	-
Vandalism	602	51	49	496	-
Warrants	5	237	3	3	-
Receiving Stolen Property	122	325	89	102	-
Federal Offenses W/O Money	2	6	1	1	-
Federal Offenses With Money	16	-	-	12	-
Felonies, Miscellaneous	143	62	11	126	-
Misdemeanors, Miscellaneous	163	413	33	47	-
Subtotal	5,739	5,183	674	1,821	1
<u>NON-CRIMINAL</u>					
Persons Missing	379	-	8	265	-
Juvenile, Non-Criminal	21	-	182	19	-
Commitments	1	-	-	1	-
Miscellaneous, Non-Criminal	598	-	9	419	1
Suicide and Attempt	58	-	-	30	-
Mentally Ill	120	-	-	17	-
Accidents, Traffic/Veh./Boat	541	-	-	16	-
Accidents, Miscellaneous	18	-	-	6	-
Persons Dead	67	-	-	4	-
Subtotal	1,803	-	199	777	1

L E N N O X S T A T I O N

	Lennox-Unincorporated			City of Lawndale		
	CASES HANDLED	ADULTS ARRESTED	JUVENILES ARRESTED	CASES HANDLED	ADULTS ARRESTED	JUVENILES ARRESTED
FISCAL YEAR 1987-88	10,437	5,783	1,075	3,672	1,058	241
FISCAL YEAR 1986-87	11,118	4,991	1,033	3,816	982	194
FISCAL YEAR 1985-86	11,024	6,065	1,094	3,379	830	204
% CHANGE LAST TWO YEARS	- 6	+ 16	+ 4	- 4	+ 8	+ 24
<u>PART I CRIME OFFENSES</u>						
Criminal Homicide	32	19	4	4	1	-
Forcible Rape	91	35	8	8	5	-
Robbery	637	252	105	113	25	5
Aggravated Assault	1,268	508	75	246	95	24
Burglary	1,065	242	51	440	54	24
Larceny Theft	1,016	167	36	495	45	9
Grand Theft Auto	824	183	86	238	21	16
Arson	79	5	-	1	1	-
Subtotal	5,012	1,411	365	1,555	247	78
<u>ALL OTHER OFFENSES</u>						
Forgery	29	8	1	30	2	1
Fraud and NSF Checks	25	13	1	19	14	-
Sex Offenses Felonies	71	35	6	26	15	2
Sex Offenses Misdemeanors	137	119	1	25	10	-
Assaults, Non-Aggravated	423	165	38	161	33	14
Weapons Laws	380	300	52	43	37	5
Offenses Against Family	14	8	-	4	1	-
Narcotics	1,863	2,006	229	187	175	21
Liquor Laws	112	23	24	25	9	12
Drunk-Alcohol/Drugs	188	202	5	72	71	4
Disorderly Conduct	121	74	17	59	16	15
Vagrancy	1	3	3	1	2	-
Gambling	31	40	4	-	-	-
Drunk Driving-Vehicle/Boat	123	312	1	157	176	1
Vehicle/Boating Laws	158	147	23	201	73	8
Vandalism	411	42	38	191	9	11
Warrants	5	204	3	-	33	-
Receiving Stolen Property	111	302	74	11	23	15
Federal Offenses W/O Money	2	6	1	-	-	-
Federal Offenses With Money	13	-	-	3	-	-
Felonies, Miscellaneous	98	56	5	45	6	6
Misdemeanors, Miscellaneous	120	307	27	43	106	6
Subtotal	4,436	4,372	553	1,303	811	121
<u>NON-CRIMINAL</u>						
Persons Missing	287	-	5	92	-	3
Juvenile, Non-Criminal	16	-	143	5	-	39
Commitments	-	-	-	1	-	-
Miscellaneous, Non-Criminal	475	-	9	123	-	-
Suicide and Attempt	37	-	-	21	-	-
Mentally Ill	97	-	-	23	-	-
Accidents, Traffic/Veh./Boat	19	-	-	522	-	-
Accidents, Miscellaneous	7	-	-	11	-	-
Persons Dead	51	-	-	16	-	-
Subtotal	989	-	157	814	-	42

LENNOX STATION
OFFENSES BY REPORTING DISTRICT

	Lawndale				Unincorporated			
	0331	0332	0333	0334	0370	0371	0372	0373
<u>PART I CRIME OFFENSES</u>								
Criminal Homicide	2	1	-	1	4	-	6	5
Forcible Rape	4	2	1	1	7	10	7	5
Robbery	42	26	28	17	54	62	60	42
Aggravated Assault	79	54	61	52	132	150	148	64
Burglary	96	109	147	88	148	89	95	63
Larceny Theft	149	126	133	82	88	54	61	43
Grand Theft Auto	52	55	74	57	50	36	64	47
Arson	5	4	2	-	14	10	8	9
Subtotal	429	377	451	298	497	411	449	278
<u>ALL OTHER OFFENSES</u>								
Forgery	2	4	7	17	3	1	-	1
Fraud and NSF Checks	5	4	7	3	-	-	-	3
Sex Offenses Felony	5	10	8	3	9	4	4	2
Sex Offenses Misdemeanors	12	4	5	4	-	5	-	2
Assaults, Non-Aggravated	56	42	37	26	27	32	46	16
Weapon Laws	12	14	8	9	55	44	34	11
Offenses Against Family	-	-	2	2	-	2	-	1
Narcotics	60	47	47	33	226	112	123	32
Liquor Laws	11	6	3	5	16	8	14	1
Drunk-Alcohol/Drugs	23	22	16	11	8	14	17	6
Disorderly Conduct	10	18	19	12	14	4	10	7
Vagrancy	-	1	-	-	-	-	1	-
Gambling	-	-	-	-	16	2	4	-
Drunk Driving-Vehicle/Boat	40	40	38	39	9	4	6	11
Vehicle/Boating Laws	54	49	58	40	23	15	17	12
Vandalism	54	49	55	33	36	28	45	26
Warrants	-	-	-	-	1	-	-	-
Receiving Stolen Property	6	1	3	1	17	12	10	6
Federal Offenses W/O Money	-	-	-	-	1	-	-	-
Federal Offenses With Money	1	1	-	1	2	-	-	1
Felonies, Miscellaneous	9	20	12	4	6	3	8	7
Misdemeanors, Miscellaneous	8	12	22	1	8	8	10	5
Subtotal	368	344	347	244	477	298	349	150
<u>NON-CRIMINAL</u>								
Persons Missing	23	20	32	17	29	20	30	12
Juvenile, Non-Criminal	1	2	2	-	1	3	1	1
Commitments	-	-	1	-	-	-	-	-
Miscellaneous, Non-Criminal	37	29	40	17	38	35	36	17
Suicide and Attempt	4	5	7	5	-	1	2	5
Mentally Ill	9	4	7	3	19	8	5	4
Accidents, Traffic/Veh./Boat	124	140	144	114	1	2	2	-
Accidents, Miscellaneous	2	2	7	-	-	-	1	1
Persons Dead	7	2	7	-	6	-	9	4
Subtotal	207	204	247	156	94	69	86	44

LENNOX STATION
OFFENSES BY REPORTING DISTRICT

Unincorporated

	0374	0375	0376	0377	0378	0379	0380	0381	0382	0383
<u>PART I CRIME OFFENSES</u>										
Criminal Homicide	2	2	3	2	1	-	-	-	-	1
Forcible Rape	4	9	3	9	9	2	3	3	4	3
Robbery	37	69	16	46	35	4	55	22	16	28
Aggravated Assault	69	138	7	36	126	9	88	61	54	42
Burglary	57	94	25	57	56	10	64	41	36	30
Larceny Theft	31	63	73	32	55	11	67	57	49	76
Grand Theft Auto	38	55	21	23	56	10	96	48	59	39
Arson	9	8	1	2	3	-	5	1	1	1
Subtotal	247	438	149	207	341	46	378	233	219	220
<u>ALL OTHER OFFENSES</u>										
Forgery	-	1	-	1	1	-	1	2	3	3
Fraud and NSF Checks	-	4	10	1	1	-	-	-	2	-
Sex Offenses Felony	2	11	-	-	5	-	12	6	4	3
Sex Offenses Misdemeanors	-	2	-	8	-	-	2	10	42	36
Assaults, Non-Aggravated	19	49	6	18	38	4	29	26	22	22
Weapon Laws	23	43	6	16	40	2	23	24	6	20
Offenses Against Family	1	4	-	-	-	-	-	2	1	1
Narcotics	42	257	6	21	90	6	395	160	132	126
Liquor Laws	5	11	-	-	17	-	12	4	12	2
Drunk-Alcohol/Drugs	7	15	1	3	13	1	23	18	14	14
Disorderly Conduct	9	12	-	4	8	3	9	6	5	6
Vagrancy	-	-	-	-	-	-	-	-	-	-
Gambling	1	5	-	-	-	-	-	-	1	1
Drunk Driving-Vehicle/Boat	2	8	2	3	10	3	12	13	8	16
Vehicle/Boating Laws	9	21	5	2	4	-	5	13	8	9
Vandalism	30	37	4	12	31	6	33	19	15	17
Warrants	-	1	-	-	-	-	-	-	1	1
Receiving Stolen Property	2	13	1	2	7	1	9	11	4	6
Federal Offenses W/O Money	-	1	-	-	-	-	-	-	-	-
Federal Offenses with Money	-	-	-	-	1	-	1	1	3	1
Felonies Miscellaneous	8	3	5	4	7	-	10	3	5	6
Misdemeanors, Miscellaneous	4	13	2	15	9	1	8	8	9	8
Subtotal	164	511	48	110	282	27	584	326	297	298
<u>NON-CRIMINAL</u>										
Persons Missing	19	22	3	8	13	-	32	18	16	16
Juvenile, Non-Criminal	1	1	-	1	1	-	1	2	-	-
Commitments	-	-	-	-	-	-	-	-	-	-
Miscellaneous, Non-Criminal	20	36	9	11	27	7	47	46	29	16
Suicide and Attempt	3	3	-	-	1	-	3	4	4	3
Mentally Ill	11	10	6	1	3	-	2	4	1	1
Accidents, Traffic/Veh./Boat	-	3	-	-	2	-	2	4	1	1
Accidents, Miscellaneous	1	1	-	1	-	1	-	-	-	-
Persons Dead	3	6	-	-	2	-	4	4	2	3
Subtotal	58	82	18	22	49	8	91	82	53	40

LENNOX STATION
OFFENSES BY REPORTING DISTRICT

Unincorporated

	0384	0385	0386	0387	0388	0389
<u>PART I CRIME OFFENSES</u>						
Criminal Homicide	-	2	-	4	-	-
Forcible Rape	-	2	3	2	3	2
Robbery	5	4	12	47	15	8
Aggravated Assault	23	14	13	53	33	6
Burglary	24	34	13	47	51	27
Larceny Theft	30	41	19	61	82	21
Grand Theft Auto	20	23	13	43	68	15
Arson	2	-	-	3	1	1
Subtotal	104	120	73	260	253	80
<u>ALL OTHER OFFENSES</u>						
Forgery	5	1	2	2	1	1
Fraud and NSF Checks	-	1	1	2	-	-
Sex Offenses Felony	1	-	-	2	5	1
Sex Offenses Misdemeanors	1	1	-	1	26	1
Assaults, Non-Aggravated	16	9	9	14	18	3
Weapon Laws	5	4	6	8	7	-
Offenses Against Family	-	1	-	1	-	-
Narcotics	15	6	25	49	32	4
Liquor Laws	2	1	-	3	2	2
Drunk-Alcohol/Drugs	3	2	2	11	12	4
Disorderly Conduct	5	6	1	2	8	1
Vagrancy	-	-	-	-	-	-
Gambling	1	-	-	-	-	-
Drunk Driving-Vehicle/Boat	2	-	2	7	4	1
Vehicle/Boating Laws	1	-	2	2	10	-
Vandalism	14	20	4	10	20	4
Warrants	-	-	-	1	-	-
Receiving Stolen Property	-	-	2	5	2	-
Federal Offenses W/O Money	-	-	-	-	-	-
Federal Offenses With Money	-	-	2	1	-	-
Felonies, Miscellaneous	2	4	1	8	5	1
Misdemeanors, Miscellaneous	1	2	2	1	4	1
Subtotal	74	58	61	130	156	24
<u>NON-CRIMINAL</u>						
Persons Missing	1	9	3	12	16	5
Juvenile, Non-Criminal	-	1	-	2	-	-
Commitments	-	-	-	-	-	-
Miscellaneous, Non-Criminal	10	14	10	27	29	7
Suicide and Attempt	2	1	-	2	1	2
Mentally Ill	5	9	-	1	4	3
Accidents, Traffic/Veh./Boat	-	-	-	-	1	-
Accidents, Miscellaneous	1	-	-	-	-	-
Persons Dead	2	-	-	2	4	-
Subtotal	21	34	13	46	55	17

LENNOX STATION

PART I OFFENSES CLEARED

ACTUAL KNOWN OFFENSES	STATION TOTAL	UNINCORPORATED	LAWDALE
TOTAL PART I OFFENSES	6,562	5,007	1,555
Number Cleared	1,340	1,085	255
Percent Cleared	20.4	21.7	16.4
CRIMINAL HOMICIDE	34	30	4
Number Cleared	18	17	1
Percent Cleared	52.9	56.7	25.0
FORCIBLE RAPE	99	91	8
Number Cleared	41	39	2
Percent Cleared	41.4	42.9	25.0
ROBBERY	750	637	113
Number Cleared	291	248	43
Percent Cleared	38.8	38.9	38.1
AGGRAVATED ASSAULT	1,514	1,268	246
Number Cleared	566	480	86
Percent Cleared	37.4	37.9	35.0
BURGLARY	1,504	1,064	440
Number Cleared	152	104	48
Percent Cleared	10.1	9.8	10.9
LARCENY THEFT	1,509	1,014	495
Number Cleared	195	140	55
Percent Cleared	12.9	13.8	11.1
GRAND THEFT AUTO	1,062	824	238
Number Cleared	74	54	20
Percent Cleared	7.0	6.6	8.4
ARSON	90	79	11
Number Cleared	3	3	-
Percent Cleared	3.3	3.8	-

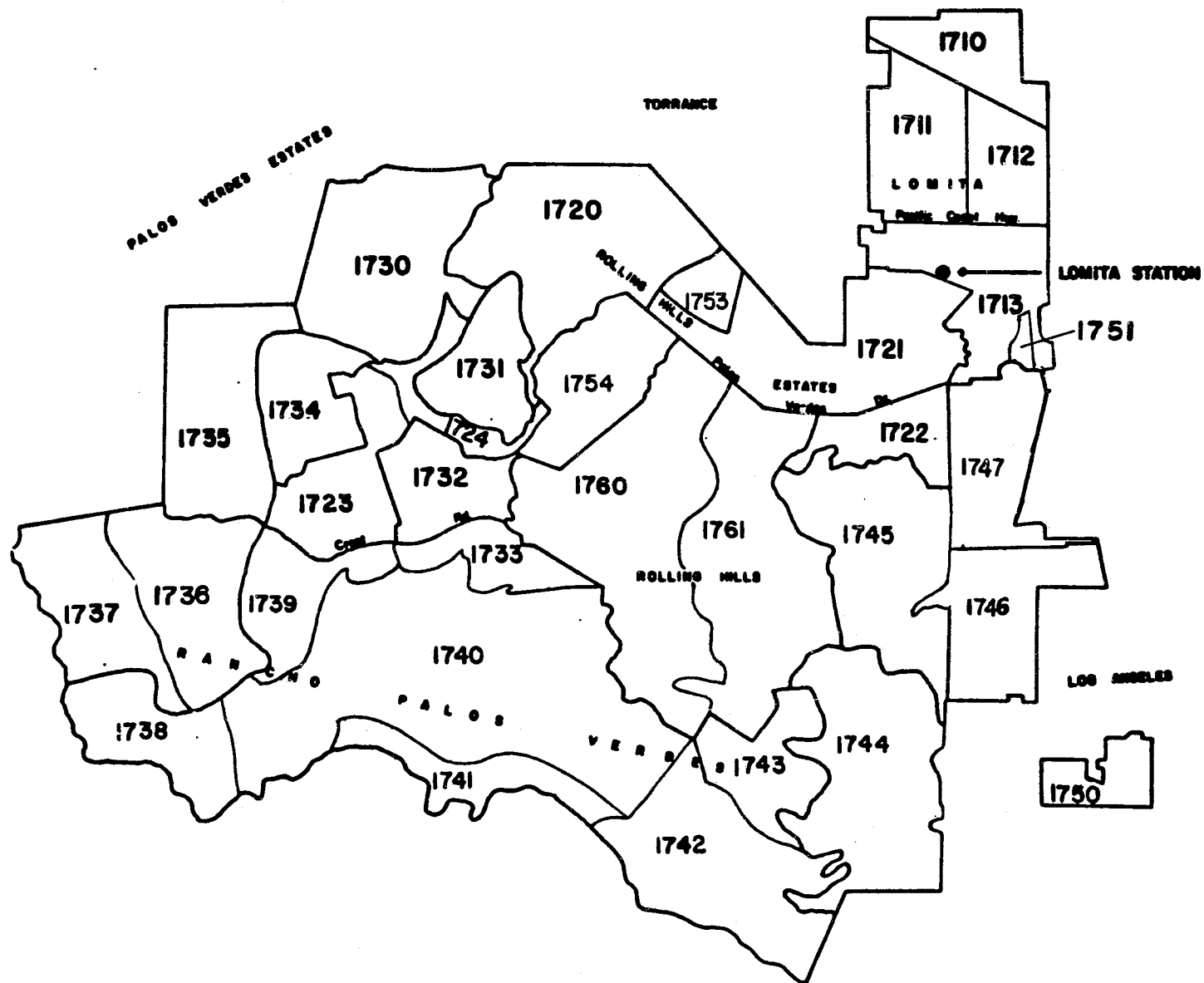
STOLEN AND RECOVERED PROPERTY

	AMOUNT STOLEN	AMOUNT RECOVERED	PERCENT
TOTAL	\$7,328,648	\$2,472,017	33.7
Homicide	-	-	-
Rape	4,816	1,135	23.6
Robbery	873,237	390,755	44.7
Burglary	1,307,412	84,308	6.4
Larceny Theft	956,749	33,976	3.6
Auto Theft	4,186,434	1,961,843	46.9

LENNOX STATION

TRAFFIC ACCIDENT AND ENFORCEMENT SUMMARY

	TRAFFIC ACCIDENTS	
	<u>1987-88</u>	<u>1986-87</u>
<u>STATION TOTAL</u>		
Total	632	458
Fatality	-	1
Injury	219	197
Non-Injury	413	260
<u>LAWNDALE</u>		
Total	632	458
Fatality	-	1
Injury	219	197
Non-Injury	413	260



LOMITA AREA

LOMITA STATION

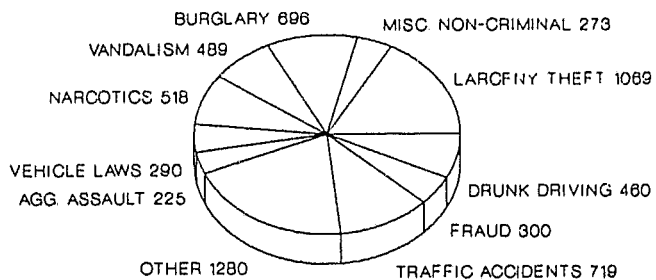
SYNOPSIS

	FISCAL YEAR	FISCAL YEAR	PERCENT CHANGE	CRIME RATE PER 10,000 POP.	
	1987-88	1986-87		1987-88	1986-87
<u>TOTAL CASES HANDLED</u>	6,319	6,856	- 8		
<u>PART I OFFENSES</u>	2,304	2,296	-	300.50	300.86
Criminal Homicide	1	1	-	.13	.13
Forcible Rape	7	8	- 13	.91	1.05
Robbery	68	75	- 9	8.87	9.83
Aggravated Assault	225	174	+ 29	29.35	22.80
Burglary	696	725	- 4	90.78	95.00
Larceny Theft	1,069	1,059	+ 1	139.43	138.77
Grand Theft Auto	224	240	- 7	29.22	31.45
Arson	14	14	-	1.83	1.83
<u>PART II OFFENSES</u>	2,787	3,198	- 13	363.50	419.05
Non-Criminal Cases	1,228	1,362	- 10		
<u>TOTAL ARRESTS</u>	2,448	2,359	+ 4		
Adult Arrests	2,172	2,060	+ 5		
Juvenile Arrests	276	299	- 8		
<u>TOTAL CASE ASSIGNMENTS</u>	3,771	4,036	- 7		
Adult Detectives	3,771	4,036	- 7		
Juvenile Detectives	-	-	-		
<u>STOLEN AND RECOVERED PROPERTY</u>					
Amount Stolen	3,581,088	3,772,859	- 5		
Amount Recovered	522,045	554,277	- 6		
Percent Recovered	14.6	14.7			
<u>TRAFFIC ACCIDENTS</u>	1,038	1,006	+ 3		

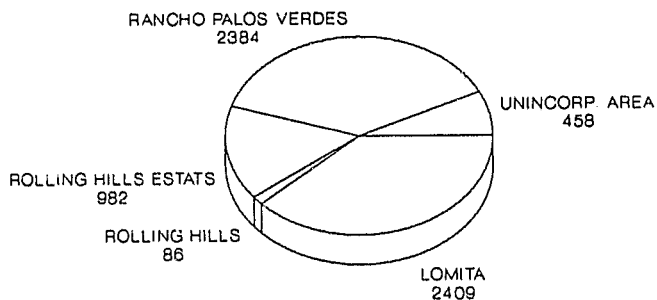
	AREA IN SQUARE MILES	POPULATION 1987-88	CRIME RATE PER 10,000 POP.		PERCENT CHANGE
			PART I OFFENSES 1987-88	1986-87	
Total Area	22.75	76,672	300.50	300.86	-
Unincorporated Area	.99	3,961	565.51	612.30	- 8
Lomita	1.89	20,094	375.73	461.14	- 19
Rancho Palos Verdes	13.44	42,766	209.28	184.70	+ 13
Rolling Hills	2.99	2,179	156.03	119.65	+ 30
Rolling Hills Estates	3.44	7,672	516.16	419.28	+ 23

LOMITA STATION

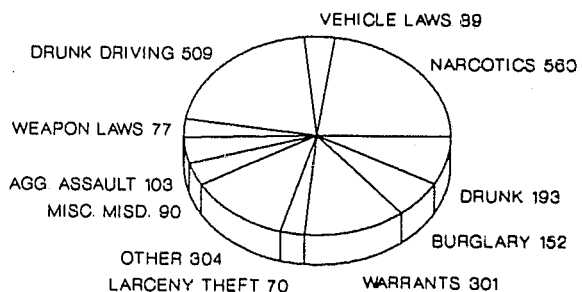
MOST FREQUENT CASES HANDLED



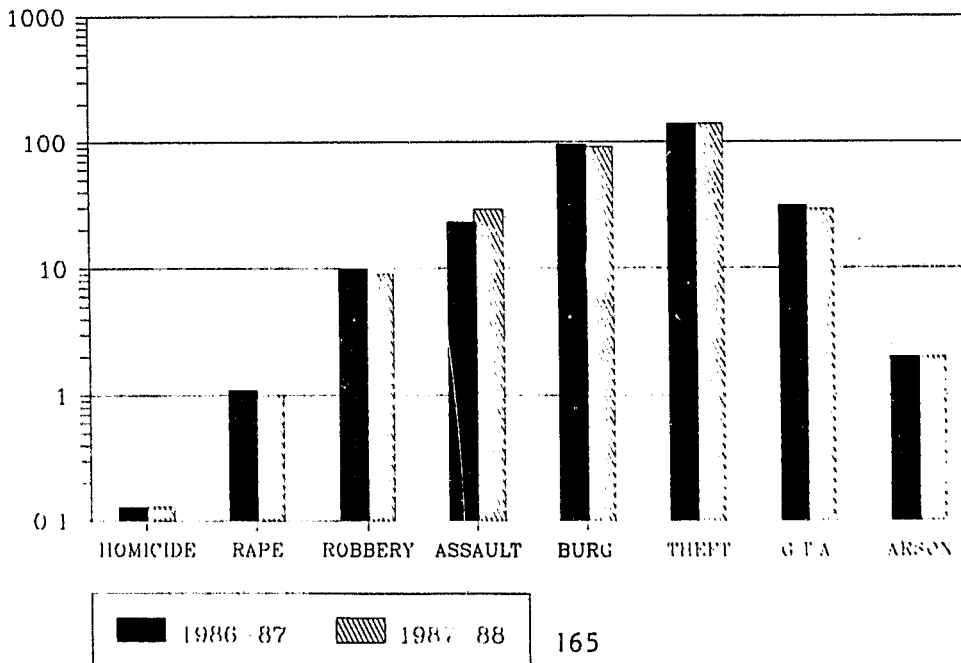
CASES HANDLED BY LOCATION



MOST FREQUENT ARRESTS



CRIME RATE RATE PER 10,000 POPULATION



L O M I T A S T A T I O N

	CASES AND ARRESTS			CASE ASSIGNMENTS	
	CASES HANDLED	ADULTS ARRESTED	JUVENILES ARRESTED	ADULT	JUVENILE
FISCAL YEAR 1987-88	6,319	2,172	276	3,771	-
FISCAL YEAR 1986-87	6,856	2,060	299	4,036	-
FISCAL YEAR 1985-86	6,853	2,568	427	3,881	1
% CHANGE LAST TWO YEARS	- 8	+ 5	- 8	- 7	-
<u>PART I CRIME OFFENSES</u>					
Criminal Homicide	1	1	-	-	-
Forcible Rape	7	3	4	6	-
Robbery	68	31	10	61	-
Aggravated Assault	225	93	10	181	-
Burglary	696	101	51	690	-
Larceny Theft	1,069	44	26	1,021	-
Grand Theft Auto	224	49	13	223	-
Arson	14	-	2	1	-
Subtotal	2,304	322	116	2,183	-
<u>ALL OTHER OFFENSES</u>					
Forgery	20	4	-	9	-
Fraud and NSF Checks	300	8	1	292	-
Sex Offenses Felonies	30	12	3	15	-
Sex Offenses Misdemeanors	28	6	-	27	-
Assaults, Non-Aggravated	116	25	4	60	-
Weapon Laws	92	66	11	41	-
Offenses Against Family	1	5	-	1	-
Narcotics	518	536	24	36	-
Liquor Laws	14	13	7	6	-
Drunk-Alcohol/Drugs	139	179	14	13	-
Disorderly Conduct	143	6	1	131	-
Vagrancy	1	-	1	1	-
Gambling	1	6	-	-	-
Drunk Driving-Vehicle/Boat	460	497	12	22	-
Vehicle/Boating Laws	290	83	6	36	-
Vandalism	489	6	10	462	-
Warrants	3	298	3	1	-
Receiving Stolen Property	11	15	2	11	-
Federal Offenses W/O Money	4	5	-	4	-
Federal Offenses With Money	7	-	-	7	-
Felonies, Miscellaneous	44	19	2	38	-
Misdemeanors, Miscellaneous	76	61	29	41	-
Subtotal	2,787	1,850	130	1,254	-
<u>NON-CRIMINAL</u>					
Persons Missing	108	-	4	79	-
Juvenile, Non-Criminal	5	-	19	4	-
Commitments	-	-	-	-	-
Miscellaneous, Non-Criminal	273	-	7	206	-
Suicide and Attempt	26	-	-	22	-
Mentally Ill	38	-	-	4	-
Accidents, Traffic/Veh./Boat	719	-	-	16	-
Accidents, Miscellaneous	15	-	-	2	-
Persons Dead	44	-	-	1	-
Subtotal	1,228	-	30	334	-

L O M I T A S T A T I O N

	Lomita-Unincorporated			City of Lomita		
	CASES HANDLED	ADULTS ARRESTED	JUVENILES ARRESTED	CASES HANDLED	ADULTS ARRESTED	JUVENILES ARRESTED
FISCAL YEAR 1987-88	458	238	37	2,409	1,181	96
FISCAL YEAR 1986-87	507	284	47	2,695	903	91
FISCAL YEAR 1985-86	473	326	51	2,616	1,097	158
% CHANGE LAST TWO YEARS	- 10	- 16	- 21	- 11	+ 31	+ 5
<u>PART I CRIME OFFENSES</u>						
Criminal Homicide	-	-	-	1	-	-
Forcible Rape	3	1	-	1	1	4
Robbery	5	4	1	43	17	7
Aggravated Assault	21	11	1	107	58	3
Burglary	61	12	3	187	48	24
Larceny Theft	92	6	6	319	11	7
Grand Theft Auto	41	8	5	95	27	-
Arson	1	-	-	2	-	-
Subtotal	224	42	16	755	162	45
<u>ALL OTHER OFFENSES</u>						
Forgery	-	-	-	10	2	-
Fraud and NSF Checks	1	-	-	94	6	-
Sex Offenses Felonies	5	2	-	12	9	3
Sex Offenses Misdemeanors	2	-	-	19	5	-
Assaults, Non-Aggravated	5	4	-	58	10	1
Weapon Laws	13	9	3	44	31	5
Offenses Against Family	-	1	-	1	2	-
Narcotics	52	71	5	309	323	11
Liquor Laws	2	2	2	3	1	2
Drunk-Alcohol/Drugs	13	17	1	73	95	-
Disorderly Conduct	12	2	-	41	1	1
Vagrancy	-	-	-	-	-	1
Gambling	-	5	-	1	1	-
Drunk Driving-Vehicle/Boat	19	32	2	273	298	2
Vehicle/Boating Laws	10	9	1	107	43	1
Vandalism	41	1	1	102	2	-
Warrants	-	32	1	2	154	1
Receiving Stolen Property	-	1	-	7	7	1
Federal Offenses W/O Money	-	-	-	2	-	-
Federal Offenses With Money	-	-	-	1	-	-
Felonies, Miscellaneous	2	2	-	14	13	1
Misdemeanors, Miscellaneous	8	6	1	27	16	-
Subtotal	185	196	17	1,200	1,019	30
<u>NON-CRIMINAL</u>						
Persons Missing	12	-	-	34	-	4
Juvenile, Non-Criminal	-	-	2	3	-	13
Commitments	-	-	-	-	-	-
Miscellaneous, Non-Criminal	16	-	2	109	-	4
Suicide and Attempt	2	-	-	6	-	-
Mentally Ill	6	-	-	15	-	-
Accidents, Traffic/Veh./Boat	8	-	-	270	-	-
Accidents, Miscellaneous	1	-	-	2	-	-
Persons Dead	4	-	-	15	-	-
Subtotal	49	-	4	454	-	21

L O M I T A S T A T I O N

	City of Rolling Hills Est.			City of Rancho Palos Verdes		
	CASES HANDLED	ADULTS ARRESTED	JUVENILES ARRESTED	CASES HANDLED	ADULTS ARRESTED	JUVENILES ARRESTED
FISCAL YEAR 1987-88	982	174	40	2,384	570	102
FISCAL YEAR 1986-87	958	211	40	2,620	650	120
FISCAL YEAR 1985-86	946	208	51	2,729	927	163
% CHANGE LAST TWO YEARS	+ 3	- 18	-	- 9	- 12	- 15
<u>PART I CRIME OFFENSES</u>						
Criminal Homicide	-	1	-	-	-	-
Forcible Rape	-	-	-	3	1	-
Robbery	6	1	-	14	9	2
Aggravated Assault	27	7	-	69	16	6
Burglary	123	13	8	310	27	16
Larceny Theft	212	16	8	431	11	5
Grand Theft Auto	22	5	5	63	9	3
Arson	6	-	1	5	-	1
Subtotal	396	43	22	895	73	33
<u>ALL OTHER OFFENSES</u>						
Forgery	5	1	-	5	1	-
Fraud and NSF Checks	111	1	1	94	1	-
Sex Offenses Felonies	2	-	-	10	1	-
Sex Offenses Misdemeanors	2	-	-	5	1	-
Assaults, Non-Aggravated	9	5	-	42	6	3
Weapon Laws	4	2	2	31	24	1
Offenses Against Family	-	1	-	-	1	-
Narcotics	25	22	2	132	119	6
Liquor Laws	2	2	-	7	8	3
Drunk-Alcohol/Drugs	10	10	2	42	56	10
Disorderly Conduct	22	1	-	61	2	-
Vagrancy	-	-	-	1	-	-
Gambling	-	-	-	-	-	-
Drunk Driving-Vehicle/Boat	41	46	1	126	121	7
Vehicle/Boating Laws	51	7	1	120	24	3
Vandalism	57	2	4	279	1	5
Warrants	-	24	1	1	85	-
Receiving Stolen Property	-	2	1	4	5	-
Federal Offenses W/O Money	-	-	-	2	5	-
Federal Offenses With Money	3	-	-	2	-	-
Felonies, Miscellaneous	10	3	-	16	-	1
Misdemeanors, Miscellaneous	9	2	-	31	36	28
Subtotal	363	131	15	1,011	497	67
<u>NON-CRIMINAL</u>						
Persons Missing	7	-	-	51	-	-
Juvenile, Non-Criminal	-	-	3	2	-	1
Commitments	-	-	-	-	-	-
Miscellaneous, Non-Criminal	49	-	-	92	-	1
Suicide and Attempt	4	-	-	14	-	-
Mentally Ill	4	-	-	12	-	-
Accidents, Traffic/Veh./Boat	147	-	-	283	-	-
Accidents, Miscellaneous	4	-	-	8	-	-
Persons Dead	8	-	-	16	-	-
Subtotal	223	-	3	478	-	2

L O M I T A S T A T I O N

	City of Rolling Hills		
	CASES HANDLED	ADULTS ARRESTED	JUVENILES ARRESTED
FISCAL YEAR 1987-88	86	9	1
FISCAL YEAR 1986-87	76	12	1
FISCAL YEAR 1985-86	89	10	4
% CHANGE LAST TWO YEARS	+ 13	- 25	-
<u>PART I CRIME OFFENSES</u>			
Criminal Homicide	-	-	-
Forcible Rape	-	-	-
Robbery	-	-	-
Aggravated Assault	1	1	-
Burglary	15	1	-
Larceny Theft	15	-	-
Grand Theft Auto	3	-	-
Arson	-	-	-
Subtotal	34	2	-
<u>ALL OTHER OFFENSES</u>			
Forgery	-	-	-
Fraud and NSF Checks	-	-	-
Sex Offenses Felonies	1	-	-
Sex Offenses Misdemeanors	-	-	-
Assaults, Non-Aggravated	2	-	-
Weapon Laws	-	-	-
Offenses Against Family	-	-	-
Narcotics	-	1	-
Liquor Laws	-	-	-
Drunk-Alcohol/Drugs	1	1	1
Disorderly Conduct	7	-	-
Vagrancy	-	-	-
Gambling	-	-	-
Drunk Driving-Vehicle/Boat	1	-	-
Vehicle/Boating Laws	2	-	-
Vandalism	10	-	-
Warrants	-	3	-
Receiving Stolen Property	-	-	-
Federal Offenses W/O Money	-	-	-
Federal Offenses With Money	1	-	-
Felonies, Miscellaneous	2	1	-
Misdemeanors, Miscellaneous	1	1	-
Subtotal	28	7	1
<u>NON-CRIMINAL</u>			
Persons Missing	4	-	-
Juvenile, Non-Criminal	-	-	-
Commitments	-	-	-
Miscellaneous, Non-Criminal	7	-	-
Suicide and Attempt	-	-	-
Mentally Ill	1	-	-
Accidents, Traffic/Veh./Boat	11	-	-
Accidents, Miscellaneous	-	-	-
Persons Dead	1	-	-
Subtotal	24	-	-

LOMITA STATION
OFFENSES BY REPORTING DISTRICT

	Lomita				Rolling Hills Estates				
	1710	1711	1712	1713	1720	1721	1722	1723	1724
<u>PART I CRIME OFFENSES</u>									
Criminal Homicide	1	-	-	-	-	-	-	-	-
Forcible Rape	1	-	-	-	-	-	-	-	-
Robbery	4	15	18	6	1	-	-	1	4
Aggravated Assault	13	35	23	36	8	-	-	5	14
Burglary	32	45	49	61	20	34	9	19	41
Larceny Theft	48	90	56	125	23	42	4	11	132
Grand Theft Auto	11	23	18	43	3	5	1	2	11
Arson	-	2	-	-	1	1	-	-	4
Subtotal	110	210	164	271	56	82	14	38	206
<u>ALL OTHER OFFENSES</u>									
Forgery	3	4	1	2	1	-	-	-	4
Fraud and NSF Checks	12	43	20	19	1	5	-	45	60
Sex Offenses Felony	4	5	3	-	1	1	-	-	-
Sex Offenses Misdemeanors	-	2	8	9	-	1	-	-	1
Assaults, Non-Aggravated	6	16	14	22	3	-	-	-	6
Weapons Laws	2	12	8	22	1	-	-	-	3
Offenses Against Family	-	1	-	-	-	-	-	-	-
Narcotics	23	85	65	136	5	8	2	5	5
Liquor Laws	-	1	-	2	-	2	-	-	-
Drunk-Alcohol/Drugs	11	27	6	29	-	2	1	1	6
Disorderly Conduct	5	11	12	13	5	3	1	6	7
Vagrancy	-	-	-	-	-	-	-	-	-
Gambling	-	-	-	1	-	-	-	-	-
Drunk Driving-Vehicle/Boat	22	74	66	111	8	25	3	-	5
Vehicle/Boating Laws	16	34	26	31	7	13	1	2	28
Vandalism	19	26	17	40	13	9	1	4	30
Warrants	1	1	-	-	-	-	-	-	-
Receiving Stolen Property	1	2	2	2	-	-	-	-	-
Federal Offenses W/O Money	-	1	-	1	-	-	-	-	-
Federal Offenses With Money	-	-	-	1	-	-	-	-	3
Felonies, Miscellaneous	2	2	5	5	2	-	-	-	8
Misdemeanors, Miscellaneous	-	7	8	12	3	1	2	2	1
Subtotal	127	354	261	458	50	70	11	65	167
<u>NON-CRIMINAL</u>									
Persons Missing	4	10	13	7	3	1	-	3	-
Juvenile, Non-Criminal	-	-	-	3	-	-	-	-	-
Commitments	-	-	-	-	-	-	-	-	-
Miscellaneous, Non-Criminal	12	36	24	37	7	11	3	5	23
Suicide and Attempt	3	1	-	2	-	2	1	1	-
Mentally Ill	2	3	6	4	1	1	-	-	2
Accidents, Traffic/Veh./Boat	36	79	42	113	36	50	9	8	44
Accidents, Miscellaneous	-	-	1	1	-	1	-	1	2
Persons Dead	3	7	2	3	2	2	-	2	2
Subtotal	60	136	88	170	49	68	13	20	73

LOMITA STATION
OFFENSES BY REPORTING DISTRICT

Rancho Palos Verdes

	1730	1731	1732	1733	1734	1735	1736	1737	1738
<u>PART I CRIME OFFENSES</u>									
Criminal Homicide	-	-	-	-	-	-	-	-	-
Forcible Rape	-	-	-	-	-	-	-	-	2
Robbery	1	-	2	-	3	1	1	-	-
Aggravated Assault	4	2	2	-	12	3	4	1	4
Burglary	20	13	15	4	26	43	10	3	4
Larceny Theft	35	17	24	8	54	44	21	8	8
Grand Theft Auto	5	4	2	1	10	6	2	-	2
Arson	-	-	-	-	-	2	-	-	-
Subtotal	65	36	45	13	105	99	38	12	20
<u>ALL OTHER OFFENSES</u>									
Forgery	-	2	-	-	-	-	-	-	-
Fraud and NSF Checks	1	2	-	1	-	-	27	-	21
Sex Offenses Felony	1	-	2	1	1	3	-	-	-
Sex Offenses Misdemeanors	-	-	-	-	-	-	1	-	-
Assaults, Non-Aggravated	1	4	-	2	3	1	3	1	1
Weapon Laws	-	-	1	1	-	2	1	-	3
Offenses Against Family	-	-	-	-	-	-	-	-	-
Narcotics	9	1	1	6	6	1	1	1	16
Liquor Laws	2	1	-	-	-	2	-	-	-
Drunk-Alcohol/Drugs	4	2	-	2	5	7	-	2	1
Disorderly Conduct	9	2	2	-	11	7	3	2	-
Vagrancy	-	-	-	-	-	-	-	-	-
Gambling	-	-	-	-	-	-	-	-	-
Drunk Driving-Vehicle/Boat	5	2	2	1	8	11	6	1	9
Vehicle/Boating Laws	11	8	5	1	7	10	11	-	2
Vandalism	30	20	15	3	29	57	8	4	1
Warrants	-	-	-	-	-	-	1	-	-
Receiving Stolen Property	-	-	-	-	-	-	-	-	-
Federal Offenses W/O Money	1	-	-	-	-	-	-	-	-
Federal Offenses With Money	-	-	-	-	-	1	-	1	-
Felonies, Miscellaneous	2	-	-	-	3	1	-	-	1
Misdemeanors, Miscellaneous	1	1	2	-	-	2	2	-	9
Subtotal	77	45	30	18	73	105	64	12	64
<u>NON-CRIMINAL</u>									
Persons Missing	10	8	4	1	8	4	-	1	-
Juvenile, Non-Criminal	-	1	1	-	-	-	-	-	-
Commitments	-	-	-	-	-	-	-	-	-
Miscellaneous, Non-Criminal	11	6	3	1	10	9	2	3	6
Suicide and Attempt	2	1	1	1	3	1	-	-	-
Mentally Ill	1	1	-	-	-	1	-	-	2
Accidents, Traffic/Veh./Boat	29	14	19	2	24	34	15	11	21
Accidents, Miscellaneous	-	1	1	-	-	-	2	-	-
Persons Dead	-	1	-	1	1	3	-	1	-
Subtotal	53	33	29	6	46	52	19	16	29

LONITA STATION
OFFENSES BY REPORTING DISTRICT

Rancho Palos Verdes

	1739	1740	1741	1742	1743	1744	1745	1746	1747
<u>PART I CRIME OFFENSES</u>									
Criminal Homicide	-	-	-	-	-	-	-	-	-
Forcible Rape	-	-	-	-	-	-	-	1	-
Robbery	-	-	-	1	-	1	1	2	1
Aggravated Assault	-	4	1	3	1	3	2	10	8
Burglary	11	15	2	13	9	20	26	50	26
Larceny Theft	14	43	5	9	9	30	18	58	26
Grand Theft Auto	4	5	1	1	-	4	3	9	4
Arson	-	-	-	3	-	-	-	-	-
Subtotal	29	67	9	35	19	58	50	130	65
<u>ALL OTHER OFFENSES</u>									
Forgery	-	-	-	-	-	-	1	-	2
Fraud and NSF Checks	6	-	-	1	-	1	3	13	18
Sex Offenses Felony	-	-	1	-	-	-	-	1	-
Sex Offenses Misdemeanors	-	1	-	-	1	-	-	2	-
Assaults, Non-Aggravated	-	1	-	5	2	4	4	4	6
Weapon Laws	-	4	2	5	1	2	-	5	4
Offenses Against Family	-	-	-	-	-	-	-	-	-
Narcotics	1	7	3	22	11	4	3	21	18
Liquor Laws	-	-	-	-	-	2	-	-	-
Drunk-Alcohol/Drugs	2	-	2	3	-	4	2	4	2
Disorderly Conduct	2	6	-	1	2	1	4	6	3
Vagrancy	-	-	-	-	-	-	-	1	-
Gambling	-	-	-	-	-	-	-	-	-
Drunk Driving-Vehicle/Boat	1	7	5	10	3	9	3	27	16
Vehicle/Boating Laws	5	5	1	4	3	7	4	24	12
Vandalism	12	7	2	7	10	16	15	28	15
Warrants	-	-	-	-	-	-	-	-	-
Receiving Stolen Property	-	1	-	-	1	-	-	2	-
Federal Offenses W/O Money	-	-	-	-	1	-	-	-	-
Federal Offenses With Money	-	-	-	-	-	-	-	-	-
Felonies, Miscellaneous	1	-	-	-	-	-	1	5	2
Misdemeanors, Miscellaneous	2	3	-	2	-	3	1	1	2
Subtotal	32	42	16	60	35	53	41	144	100
<u>NON-CRIMINAL</u>									
Persons Missing	-	1	-	2	2	2	3	3	2
Juvenile, Non-Criminal	-	-	-	-	-	-	-	-	-
Commitments	-	-	-	-	-	-	-	-	-
Miscellaneous, Non-Criminal	1	6	3	3	3	3	5	12	5
Suicide and Attempt	-	1	-	-	2	1	-	1	-
Mentally Ill	-	1	1	-	-	2	1	2	-
Accidents, Traffic/Veh./Boat	3	6	2	6	4	22	20	35	11
Accidents, Miscellaneous	-	1	-	-	-	2	1	-	-
Persons Dead	-	2	1	3	1	-	2	-	-
Subtotal	9	13	7	14	12	32	32	53	18

LOMITA STATION
OFFENSES BY REPORTING DISTRICT

	Rolling Hills		Unincorporated			
	1760	1761	1750	1751	1753	1754
<u>PART I CRIME OFFENSES</u>						
Criminal Homicide	-	-	-	-	-	-
Forcible Rape	-	-	1	-	1	1
Robbery	-	-	2	1	-	2
Aggravated Assault	1	-	10	10	1	-
Burglary	4	11	39	6	6	10
Larceny Theft	6	9	45	18	19	10
Grand Theft Auto	3	-	18	11	7	5
Arson	-	-	-	1	-	-
Subtotal	14	20	115	47	34	28
<u>ALL OTHER OFFENSES</u>						
Forgery	-	-	-	-	-	-
Fraud and NSF Checks	-	-	1	-	-	-
Sex Offenses Felony	-	1	-	4	-	1
Sex Offenses Misdemeanors	-	-	2	-	-	-
Assaults, Non-Aggravated	1	1	-	3	-	2
Weapon Laws	-	-	7	4	-	2
Offenses Against Family	-	-	-	-	-	-
Narcotics	-	-	43	8	-	-
Liquor Laws	-	-	1	-	-	1
Drunk-Alcohol/Drugs	-	1	7	5	-	1
Disorderly Conduct	4	3	6	-	4	2
Vagrancy	-	-	-	-	-	-
Gambling	-	-	-	-	-	-
Drunk Driving-Vehicle/Boat	-	1	14	2	1	1
Vehicle/Boating Laws	1	1	4	1	1	4
Vandalism	-	10	12	14	3	12
Warrants	-	-	-	-	-	-
Receiving Stolen Property	-	-	-	-	-	-
Federal Offenses W/O Money	-	-	-	-	-	-
Federal Offenses With Money	1	-	-	-	-	-
Felonies, Miscellaneous	1	1	1	1	-	-
Misdemeanors, Miscellaneous	1	-	5	1	-	2
Subtotal	9	19	103	43	9	28
<u>NON-CRIMINAL</u>						
Persons Missing	1	3	3	5	1	3
Juvenile, Non-Criminal	-	-	-	-	-	-
Commitments	-	-	-	-	-	-
Miscellaneous, Non-Criminal	5	2	9	4	1	1
Suicide and Attempt	-	-	1	1	-	-
Mentally Ill	1	-	4	1	1	-
Accidents, Traffic/Veh./Boat	1	10	-	2	1	5
Accidents, Miscellaneous	-	-	-	1	-	-
Persons Dead	-	1	2	2	-	-
Subtotal	8	16	19	16	4	9

LOMITA STATION

PART I OFFENSES CLEARED

ACTUAL KNOWN OFFENSES	STATION TOTAL	UNINC.	LOMITA	ROLLING HILLS ESTATES	RANCHO PALOS VERDES	ROLLING HILLS
TOTAL PART I OFFENSES	2,301	224	754	395	894	34
Number Cleared	349	20	136	50	138	5
Percent Cleared	15.2	8.9	18.0	12.7	15.4	14.7
CRIMINAL HOMICIDE	1	-	1	-	-	-
Number Cleared	-	-	-	-	-	-
Percent Cleared	-	-	-	-	-	-
FORCIBLE RAPE	7	3	1	-	3	-
Number Cleared	4	-	1	-	3	-
Percent Cleared	57.1	-	100.0	-	100.0	-
ROBBERY	68	5	43	6	14	-
Number Cleared	45	1	31	4	9	-
Percent Cleared	66.2	20.0	72.1	66.7	64.3	-
AGGRAVATED ASSAULT	225	21	107	27	69	1
Number Cleared	94	7	43	9	35	-
Percent Cleared	41.8	33.3	40.2	33.3	50.7	-
BURGLARY	696	61	187	123	310	15
Number Cleared	78	1	20	16	39	2
Percent Cleared	11.2	1.6	10.7	13.0	12.6	13.3
LARCENY THEFT	1,066	92	318	211	430	15
Number Cleared	104	8	30	19	44	3
Percent Cleared	9.8	8.7	9.4	9.0	10.2	20.0
GRAND THEFT AUTO	224	41	95	22	63	3
Number Cleared	24	3	11	2	8	-
Percent Cleared	10.7	7.3	11.6	9.1	12.7	-
ARSON	14	1	2	6	5	-
Number Cleared	-	-	-	-	-	-
Percent Cleared	-	-	-	-	-	-

STOLEN AND RECOVERED PROPERTY

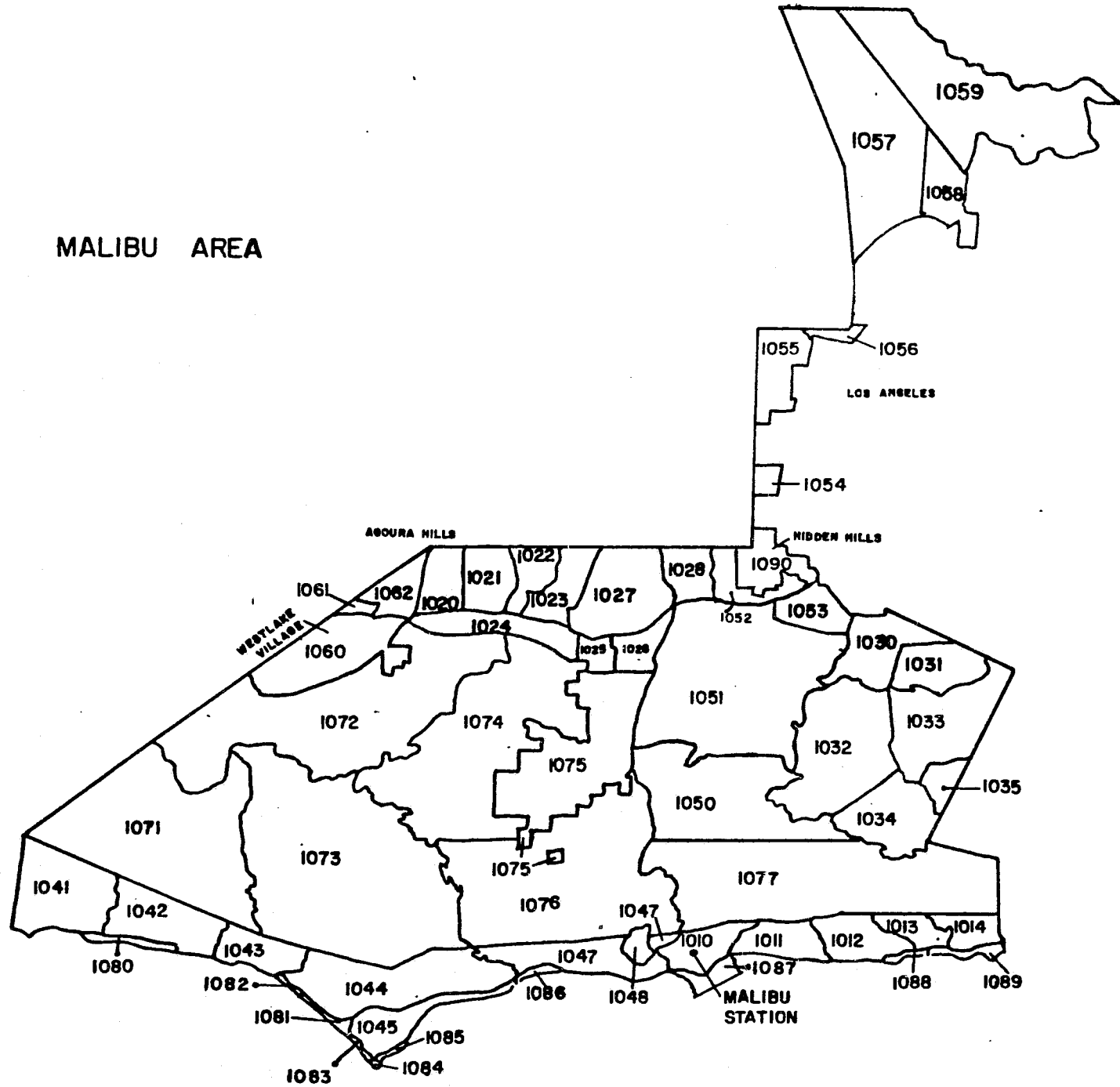
	AMOUNT STOLEN	AMOUNT RECOVERED	PERCENT
TOTAL	3,581,088	522,045	14.6
Homicide	-	-	-
Rape	-	-	-
Robbery	164,459	34,226	20.8
Burglary	1,123,732	39,454	3.5
Larceny Theft	994,440	22,366	2.2
Auto Theft	1,298,457	425,999	32.8

L O M I T A S T A T I O N

TRAFFIC ACCIDENT AND ENFORCEMENT SUMMARY

	TRAFFIC ACCIDENTS	
	<u>1987-88</u>	<u>1986-87</u>
<u>STATION TOTAL</u>		
Total	1,038	1,006
Fatality	3	4
Injury	334	330
Non-injury	701	672
<u>LOMITA</u>		
Total	378	380
Fatality	-	-
Injury	117	114
Non-injury	261	266
<u>RANCHO PALOS VERDES</u>		
Total	451	434
Fatality	3	3
Injury	144	154
Non-injury	304	277
<u>ROLLING HILLS</u>		
Total	6	10
Fatality	-	-
Injury	-	5
Non-injury	6	5
<u>ROLLING HILLS ESTATES</u>		
Total	203	182
Fatality	-	1
Injury	73	57
Non-injury	130	124

MALIBU AREA



MALIBU STATION

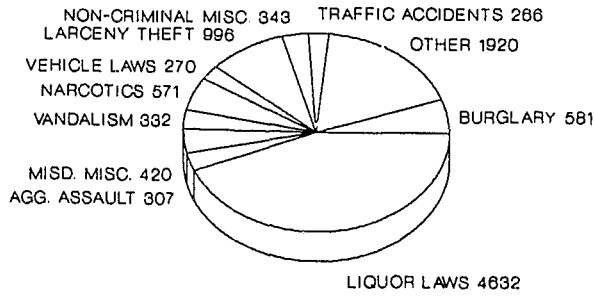
SYNOPSIS

	FISCAL YEAR	FISCAL YEAR	PERCENT CHANGE	CRIME RATE PER 10,000 POP.	
	1987-88	1986-87		1987-88	1986-87
<u>TOTAL CASES HANDLED</u>	10,638	8,289	+ 28		
<u>PART I OFFENSES</u>	2,231	2,483	- 10	321.80	367.99
Criminal Homicide	2	3	- 33	.29	.44
Forcible Rape	14	14	-	2.02	2.07
Robbery	48	43	+ 12	6.92	6.37
Aggravated Assault	307	204	+ 50	44.28	30.23
Burglary	581	641	- 9	83.80	95.00
Larceny Theft	996	1,254	- 21	143.66	185.85
Grand Theft Auto	231	289	- 20	33.32	42.83
Arson	52	35	+ 49	7.50	5.19
<u>PART II OFFENSES</u>	7,510	4,754	+ 58	1,083.24	704.56
Non-Criminal Cases	897	1,052	- 15		
<u>TOTAL ARRESTS</u>	6,265	4,838	+ 29		
Adult Arrests	5,991	4,526	+ 32		
Juvenile Arrests	274	312	- 12		
<u>TOTAL CASE ASSIGNMENTS</u>	3,750	3,986	- 6		
Adult Detectives	3,747	3,985	- 6		
Juvenile Detectives	3	1	+200		
<u>STOLEN AND RECOVERED PROPERTY</u>					
Amount Stolen	4,546,286	6,563,300	- 31		
Amount Recovered	190,368	714,026	- 73		
Percent Recovered	4.2	10.9			
<u>TRAFFIC ACCIDENTS</u>	347	342	+ 1		

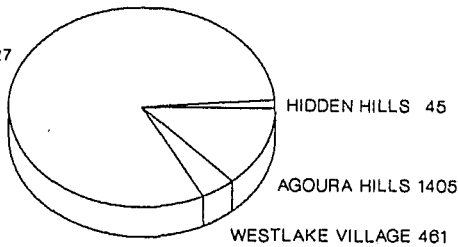
	AREA IN SQUARE MILES	POPULATION	CRIME RATE PER 10,000 POP.		PERCENT CHANGE
		1987-88	PART I OFFENSES		
			1987-88	1986-87	
Total Area	186.26	69,329	321.80	367.99	- 13
Unincorporated Area	171.17	44,532	353.00	394.65	- 11
Westlake Village	5.44	7,410	225.37	296.74	- 24
Hidden Hills	1.68	1,928	72.61	87.54	- 17
Agoura Hills	7.97	15,459	309.20	360.56	- 14

MALIBU STATION

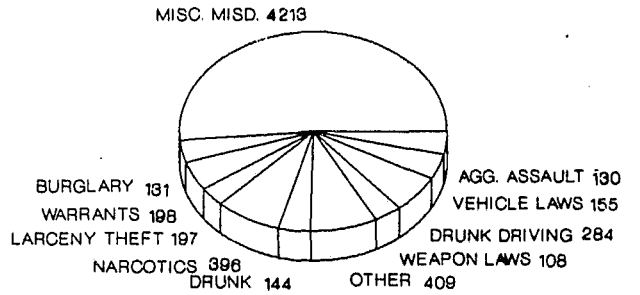
MOST FREQUENT CASES HANDLED



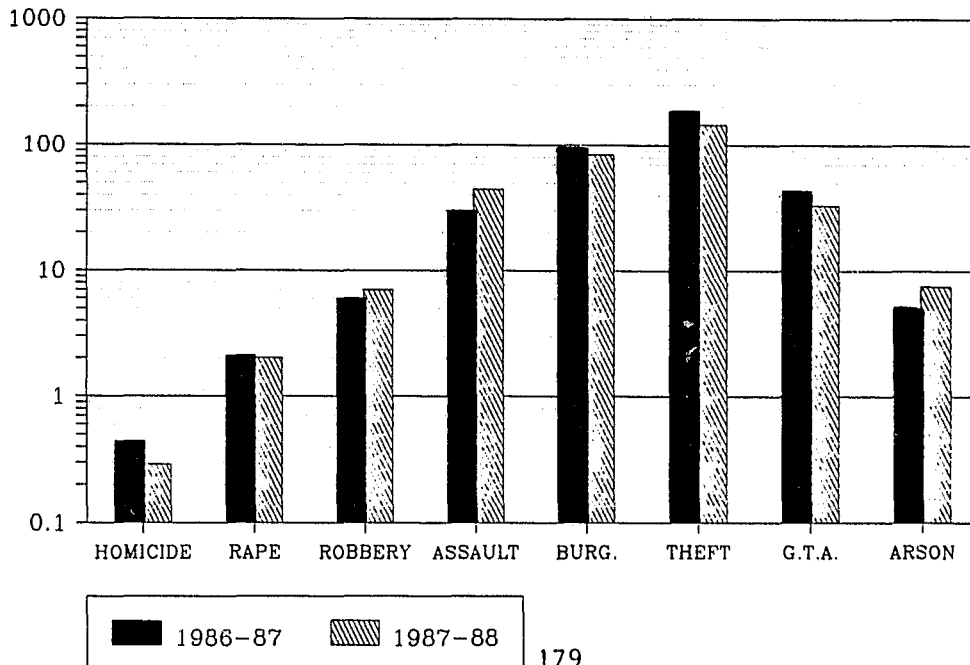
CASES HANDLED BY LOCATION



MOST FREQUENT ARRESTS



CRIME RATE RATE PER 10,000 POPULATION



M A L I B U S T A T I O N

	CASES AND ARRESTS			CASE ASSIGNMENTS	
	CASES HANDLED	ADULTS ARRESTED	JUVENILES ARRESTED	ADULT	JUVENILE
FISCAL YEAR 1987-88	10,638	5,991	274	3,747	3
FISCAL YEAR 1986-87	8,289	4,526	312	3,985	1
FISCAL YEAR 1985-86	7,312	3,338	381	3,961	7
% CHANGE LAST TWO YEARS	+ 28	+ 32	- 12	- 6	+200
<u>PART I CRIME OFFENSES</u>					
Criminal Homicide	2	3	-	1	-
Forcible Rape	14	6	1	14	-
Robbery	48	24	2	47	-
Aggravated Assault	307	121	9	267	-
Burglary	581	89	42	573	-
Larceny Theft	996	73	24	953	-
Grand Theft Auto	231	47	18	226	1
Arson	52	6	4	5	-
Subtotal	2,231	369	100	2,086	1
<u>ALL OTHER OFFENSES</u>					
Forgery	33	15	-	12	-
Fraud and NSF Checks	182	5	5	163	-
Sex Offenses Felonies	24	25	3	15	-
Sex Offenses Misdemeanors	77	24	-	46	-
Assaults, Non-Aggravated	214	51	16	94	-
Weapon Laws	122	98	10	75	-
Offenses Against Family	3	-	-	2	-
Narcotics	571	362	34	55	-
Liquor Laws	4,632	11	26	115	-
Drunk-Alcohol/Drugs	114	143	1	2	-
Disorderly Conduct	172	19	5	131	-
Vagrancy	1	2	-	-	-
Gambling	1	4	-	1	-
Drunk Driving-Vehicle/Boat	250	275	9	14	-
Vehicle/Boating Laws	270	147	8	57	-
Vandalism	332	14	7	299	-
Warrants	7	198	-	2	-
Receiving Stolen Property	14	22	5	13	-
Federal Offenses W/O Money	2	1	1	2	-
Federal Offenses With Money	11	-	-	11	-
Felonies, Miscellaneous	58	10	7	50	-
Misdemeanors, Miscellaneous	420	4,196	17	41	-
Subtotal	7,510	5,622	154	1,200	-
<u>NON-CRIMINAL</u>					
Persons Missing	162	-	3	136	-
Juvenile, Non-Criminal	5	-	15	5	-
Commitments	1	-	-	-	-
Miscellaneous, Non-Criminal	343	-	2	258	-
Suicide and Attempt	41	-	-	25	1
Mentally Ill	26	-	-	2	-
Accidents, Traffic/Veh./Boat	266	-	-	27	1
Accidents, Miscellaneous	26	-	-	5	-
Persons Dead	27	-	-	3	-
Subtotal	897	-	20	461	2

M A L I B U S T A T I O N

	Malibu-Unincorporated			City of Westlake Village		
	CASES HANDLED	ADULTS ARRESTED	JUVENILES ARRESTED	CASES HANDLED	ADULTS ARRESTED	JUVENILES ARRESTED
FISCAL YEAR 1987-88	8,727	5,604	179	461	81	16
FISCAL YEAR 1986-87	6,269	4,082	193	486	74	21
FISCAL YEAR 1985-86	5,363	2,899	268	527	132	22
% CHANGE LAST TWO YEARS	+ 39	+ 37	- 7	- 5	+ 9	- 24

PART I CRIME OFFENSES

Criminal Homicide	2	3	-	-	-	-
Forcible Rape	13	6	1	-	-	-
Robbery	29	21	1	5	-	1
Aggravated Assault	238	93	7	13	4	1
Burglary	393	77	30	51	2	2
Larceny Theft	691	58	13	78	8	1
Grand Theft Auto	182	46	14	10	-	1
Arson	24	5	-	10	1	-
Subtotal	1,572	309	66	167	15	6

ALL OTHER OFFENSES

Forgery	23	9	-	1	-	-
Fraud and NSF Checks	70	5	-	41	-	2
Sex Offenses Felonies	16	20	2	2	-	1
Sex Offenses Misdemeanors	55	23	-	7	-	-
Assaults, Non-Aggravated	147	35	7	11	-	3
Weapon Laws	93	78	7	5	3	-
Offenses Against Family	1	-	-	1	-	-
Narcotics	486	320	17	20	15	-
Liquor Laws	4,622	7	22	1	-	-
Drunk-Alcohol/Drugs	96	126	1	6	5	-
Disorderly Conduct	123	15	4	11	-	-
Vagrancy	1	2	-	-	-	-
Gambling	1	4	-	-	-	-
Drunk Driving-Vehicle/Boat	157	181	4	29	24	2
Vehicle/Boating Laws	120	101	4	24	6	1
Vandalism	210	12	6	24	-	-
Warrants	6	155	-	-	10	-
Receiving Stolen Property	9	15	2	-	-	-
Federal Offenses W/O Money	-	-	1	-	-	-
Federal Offenses With Money	8	-	-	1	-	-
Felonies, Miscellaneous	38	6	6	7	2	-
Misdemeanors, Miscellaneous	397	4,181	13	4	1	-
Subtotal	6,679	5,295	96	195	66	9

NON-CRIMINAL

Persons Missing	132	-	3	4	-	-
Juvenile, Non-Criminal	4	-	12	-	-	1
Commitments	-	-	-	-	-	-
Miscellaneous, Non-Criminal	261	-	2	24	-	-
Suicide and Attempt	30	-	-	-	-	-
Mentally Ill	21	-	-	1	-	-
Accidents, Traffic/Veh./Boat	3	-	-	63	-	-
Accidents, Miscellaneous	3	-	-	2	-	-
Persons Dead	17	-	-	5	-	-
Subtotal	476	-	17	99	-	1

M A L I B U S T A T I O N

	City of Hidden Hills			City of Agoura Hills		
	CASES HANDLED	ADULTS ARRESTED	JUVENILES ARRESTED	CASES HANDLED	ADULTS ARRESTED	JUVENILES ARRESTED
FISCAL YEAR 1987-88	45	9	1	1,405	297	78
FISCAL YEAR 1986-87	52	5	6	1,482	365	92
FISCAL YEAR 1985-86	65	9	1	1,357	298	90
% CHANGE LAST TWO YEARS	- 13	+ 80	- 83	- 5	- 19	- 15
<u>PART I CRIME OFFENSES</u>						
Criminal Homicide	-	-	-	-	-	-
Forcible Rape	-	-	-	1	-	-
Robbery	-	-	-	14	3	-
Aggravated Assault	3	2	-	53	22	1
Burglary	6	-	-	131	10	10
Larceny Theft	4	-	-	223	7	10
Grand Theft Auto	-	-	-	39	1	3
Arson	1	-	-	17	0	4
Subtotal	14	2	-	478	43	28
<u>ALL OTHER OFFENSES</u>						
Forgery	-	-	-	9	6	-
Fraud and NSF Checks	1	-	-	70	-	3
Sex Offenses Felonies	-	-	-	6	5	-
Sex Offenses Misdemeanors	-	-	-	15	1	-
Assaults, Non-Aggravated	1	-	-	55	16	6
Weapon Laws	2	1	1	22	16	2
Offenses Against Family	-	-	-	1	-	-
Narcotics	1	-	-	64	27	17
Liquor Laws	-	-	-	9	4	4
Drunk-Alcohol/Drugs	-	-	-	12	12	-
Disorderly Conduct	5	-	-	33	4	1
Vagrancy	-	-	-	-	-	-
Gambling	-	-	-	-	-	-
Drunk Driving-Vehicle/Boat	2	2	-	62	68	3
Vehicle/Boating Laws	2	2	-	124	38	3
Vandalism	4	-	-	94	2	1
Warrants	-	1	-	1	32	-
Receiving Stolen Property	-	-	-	5	7	3
Federal Offenses W/O Money	1	-	-	1	1	-
Federal Offenses With Money	-	-	-	2	-	-
Felonies, Miscellaneous	1	-	-	12	2	1
Misdemeanors, Miscellaneous	1	1	-	18	13	4
Subtotal	21	7	1	615	254	48
<u>NON-CRIMINAL</u>						
Persons Missing	1	-	-	25	-	-
Juvenile, Non-Criminal	-	-	-	1	-	2
Commitments	-	-	-	1	-	-
Miscellaneous, Non-Criminal	-	-	-	58	-	-
Suicide and Attempt	-	-	-	11	-	-
Mentally Ill	1	-	-	3	-	-
Accidents, Traffic/Veh./Boat	6	-	-	189	-	-
Accidents, Miscellaneous	-	-	-	21	-	-
Persons Dead	2	-	-	3	-	-
Subtotal	10	-	-	312	-	2

MALIBU STATION
OFFENSES BY REPORTING DISTRICT

	Agoura Hills						Westlake Village		
	1020	1021	1022	1023	1024	1025	1060	1061	1062
<u>PART I CRIME OFFENSES</u>									
Criminal Homicide	-	-	-	-	-	-	-	-	-
Forcible Rape	-	-	1	-	-	-	-	-	-
Robbery	2	4	3	-	5	-	2	2	1
Aggravated Assault	5	14	12	8	8	6	11	1	1
Burglary	29	21	23	31	22	5	31	1	19
Larceny Theft	34	54	47	25	51	12	46	10	22
Grand Theft Auto	5	11	11	6	3	3	3	2	5
Arson	3	2	3	3	6	-	8	1	1
Subtotal	78	106	100	73	95	26	101	17	49
<u>ALL OTHER OFFENSES</u>									
Forgery	1	2	1	1	4	-	1	-	-
Fraud and NSF Checks	3	23	8	7	20	9	4	2	35
Sex Offenses Felony	1	2	2	-	-	1	2	-	-
Sex Offenses Misdemeanors	2	6	5	-	1	1	2	-	5
Assaults, Non-Aggravated	10	9	15	7	13	1	10	-	1
Weapons Laws	1	4	6	2	8	1	3	-	2
Offenses Against Family	-	-	1	-	-	-	1	-	-
Narcotics	6	8	15	10	21	4	14	-	6
Liquor Laws	3	1	-	2	3	-	1	-	6
Drunk-Alcohol/Drugs	3	3	4	-	2	-	3	2	1
Disorderly Conduct	5	11	6	4	6	1	8	-	3
Vagrancy	-	-	-	-	-	-	-	-	-
Gambling	-	-	-	-	-	-	-	-	-
Drunk Driving-Vehicle/Boat	12	12	12	4	21	1	18	8	3
Vehicle/Boating Laws	16	38	31	7	31	1	12	1	11
Vandalism	13	33	15	25	5	3	15	3	6
Warrants	-	-	1	-	-	-	-	-	-
Receiving Stolen Property	1	-	1	-	3	-	-	-	-
Federal Offenses W/O Money	-	1	-	-	-	-	-	-	-
Federal Offenses With Money	1	-	1	-	-	-	1	-	-
Felonies, Miscellaneous	-	3	5	2	2	-	4	-	3
Misdemeanors, Miscellaneous	2	5	4	4	2	1	2	1	1
Subtotal	80	160	134	75	142	24	101	17	77
<u>NON-CRIMINAL</u>									
Persons Missing	4	6	6	4	4	1	3	-	1
Juvenile, Non-Criminal	-	-	-	1	-	-	-	-	-
Commitments	1	-	-	-	-	-	-	-	-
Miscellaneous, Non-Criminal	7	10	16	7	16	2	17	1	6
Suicide and Attempt	3	1	1	3	3	-	-	-	-
Mentally Ill	1	-	1	-	1	-	1	-	-
Accidents, Traffic/Veh./Boat	24	45	42	27	48	3	30	6	27
Accidents, Miscellaneous	3	5	2	7	4	-	1	-	1
Persons Dead	-	1	2	-	-	-	4	1	-
Subtotal	43	68	70	49	76	6	56	8	35

MALIBU STATION
OFFENSES BY REPORTING DISTRICT

Hidden Hills

1090

PART I CRIME OFFENSES

Criminal Homicide	-
Forcible Rape	-
Robbery	-
Aggravated Assault	3
Burglary	6
Larceny Theft	4
Grand Theft Auto	-
Arson	1
Subtotal	14

ALL OTHER OFFENSES

Forgery	-
Fraud and NSF Checks	1
Sex Offenses Felony	-
Sex Offenses Misdemeanors	-
Assaults, Non-Aggravated	1
Weapon Laws	2
Offenses Against Family	-
Narcotics	1
Liquor Laws	-
Drunk-Alcohol/Drugs	-
Disorderly Conduct	5
Vagrancy	-
Gambling	-
Drunk Driving-Vehicle/Boat	2
Vehicle/Boating Laws	2
Vandalism	4
Warrants	-
Receiving Stolen Property	-
Federal Offenses W/O Money	1
Federal Offenses With Money	-
Felonies, Miscellaneous	1
Misdemeanors, Miscellaneous	1
Subtotal	21

NON-CRIMINAL

Persons Missing	1
Juvenile, Non-Criminal	-
Commitments	-
Miscellaneous, Non-Criminal	-
Suicide and Attempt	-
Mentally Ill	1
Accidents, Traffic/Veh./Boat	6
Accidents, Miscellaneous	-
Persons Dead	2
Subtotal	10

MALIBU STATION
OFFENSES BY REPORTING DISTRICT

	Unincorporated									
	1010	1011	1012	1013	1014	1026	1027	1028	1030	1031
PART I CRIME OFFENSES										
Criminal Homicide	-	-	-	-	-	-	-	-	-	-
Forcible Rape	-	-	-	1	-	-	-	-	1	-
Robbery	3	4	3	1	2	-	1	-	3	-
Aggravated Assault	14	11	6	4	7	8	3	20	13	2
Burglary	15	17	13	5	3	14	3	14	11	5
Larceny Theft	79	30	19	18	18	17	2	32	32	5
Grand Theft Auto	19	9	21	11	6	7	-	15	4	1
Arson	2	-	-	2	1	1	-	-	1	-
Subtotal	132	71	62	42	37	47	9	81	65	13
ALL OTHER OFFENSES										
Forgery	3	-	-	2	-	1	2	1	-	-
Fraud and NSF Checks	2	5	3	1	4	3	-	-	1	-
Sex Offenses Felony	-	1	1	-	-	-	2	1	1	-
Sex Offenses Misdemeanors	2	2	-	-	-	-	-	3	3	-
Assaults, Non-Aggravated	23	7	4	5	4	3	-	2	2	-
Weapon Laws	7	7	4	3	2	-	3	3	3	-
Offenses Against Family	-	-	-	-	-	-	-	-	-	-
Narcotics	43	24	15	24	7	6	3	6	14	3
Liquor Laws	6	10	2	-	-	-	-	-	-	-
Drunk-Alcohol/Drugs	14	17	2	4	1	-	-	1	-	-
Disorderly Conduct	10	6	3	2	6	-	-	5	4	1
Vagrancy	-	-	-	-	-	-	-	-	-	-
Gambling	-	-	-	-	-	-	-	-	-	-
Drunk Driving-Vehicle/Boat	19	19	14	7	4	4	3	3	5	-
Vehicle/Boating Laws	18	21	15	1	3	3	3	1	2	-
Vandalism	17	6	11	2	5	1	6	11	26	1
Warrants	-	1	-	-	-	-	-	-	-	-
Receiving Stolen Property	4	1	-	-	-	-	-	-	-	-
Federal Offenses W/O Money	-	-	-	-	-	-	-	-	-	-
Federal Offenses With Money	1	2	-	-	-	1	-	-	-	-
Felonies, Miscellaneous	3	6	-	-	1	-	2	-	4	-
Misdemeanors, Miscellaneous	10	6	7	2	1	-	-	2	6	1
Subtotal	182	141	181	53	38	22	24	39	71	6
NON-CRIMINAL										
Persons Missing	4	2	3	-	1	-	1	5	10	2
Juvenile, Non-Criminal	1	-	-	1	-	-	-	-	-	-
Commitments	-	-	-	-	-	-	-	-	-	-
Miscellaneous, Non-Criminal	46	14	8	2	2	5	4	7	8	1
Suicide and Attempt	2	2	-	-	-	-	1	1	3	1
Mentally Ill	2	4	1	-	-	-	1	-	-	-
Accidents, Traffic/Veh./Boat	1	-	-	-	3	-	1	-	-	-
Accidents, Miscellaneous	-	-	-	-	-	1	-	-	-	-
Persons Dead	2	-	1	-	-	-	1	-	-	-
Subtotal	58	22	13	3	6	6	9	13	21	4

MALIBU STATION
OFFENSES BY REPORTING DISTRICT

Unincorporated

	1031	1032	1034	1035	1041	1042	1043	1044	1045	1047
<u>PART I CRIME OFFENSES</u>										
Criminal Homicide	-	-	-	-	-	-	-	-	-	-
Forcible Rape	-	1	2	-	-	1	-	-	-	-
Robbery	-	1	-	-	-	1	1	-	1	2
Aggravated Assault	2	9	5	3	1	4	2	25	15	6
Burglary	12	15	12	4	1	5	14	25	25	15
Larceny Theft	4	11	3	5	25	7	22	45	41	11
Grand Theft Auto	2	2	3	1	2	3	6	12	6	4
Arson	1	1	-	-	-	-	-	1	-	-
Subtotal	21	40	25	13	29	21	45	108	88	38
<u>ALL OTHER OFFENSES</u>										
Forgery	2	-	-	-	-	-	-	-	4	1
Fraud and NSF Checks	-	-	1	-	-	2	-	1	19	3
Sex Offenses Felony	1	-	-	-	-	-	-	1	2	-
Sex Offenses Misdemeanors	-	1	-	-	-	-	-	-	7	1
Assaults, Non-Aggravated	1	15	7	-	2	1	5	7	7	4
Weapons Laws	1	2	2	-	-	-	-	6	3	2
Offenses Against Family	-	1	-	-	-	-	-	-	-	-
Narcotics	12	4	10	3	1	1	2	12	19	20
Liquor Laws	-	-	-	1	-	-	-	-	7	1
Drunk-Alcohol/Drugs	-	3	2	-	-	2	3	5	11	2
Disorderly Conduct	3	6	5	4	-	2	1	11	13	6
Vagrancy	-	-	-	-	-	-	-	-	-	-
Gambling	-	-	-	-	-	-	-	-	-	-
Drunk Driving-Vehicle/Boat	-	2	-	2	-	1	1	17	5	10
Vehicle/Boating Laws	-	2	1	-	-	-	2	5	1	5
Vandalism	4	3	3	4	1	-	3	12	9	6
Warrants	-	-	2	-	-	-	-	1	-	-
Receiving Stolen Property	-	-	-	-	-	-	-	1	1	1
Federal Offenses W/O Money	-	-	-	-	-	-	-	-	-	-
Federal Offenses With Money	1	-	-	-	-	-	1	-	-	-
Felonies, Miscellaneous	3	-	1	-	-	-	1	-	1	3
Misdemeanors, Miscellaneous	1	1	2	1	-	-	2	7	16	3
Subtotal	29	40	36	15	4	9	21	86	125	68
<u>NON-CRIMINAL</u>										
Persons Missing	1	4	1	-	-	1	-	6	24	-
Juvenile, Non-Criminal	-	-	-	-	-	-	-	-	-	-
Commitments	-	-	-	-	-	-	-	-	-	-
Miscellaneous, Non-Criminal	3	3	5	2	2	1	8	18	23	8
Suicide and Attempt	-	1	-	-	-	-	-	5	-	-
Mentally Ill	-	1	1	1	1	-	-	2	2	-
Accidents, Traffic/Veh./Boat	1	-	-	-	-	-	-	-	-	-
Accidents, Miscellaneous	-	-	-	-	-	1	-	-	-	-
Persons Dead	2	1	-	-	-	-	2	-	1	-
Subtotal	7	10	7	3	3	3	10	31	50	8

MALIBU STATION
OFFENSES BY REPORTING DISTRICT

Unincorporated

	1048	1050	1051	1052	1053	1054	1055	1057	1058	1059
<u>PART I CRIME OFFENSES</u>										
Criminal Homicide	-	-	-	-	-	1	-	-	-	-
Forcible Rape	-	-	-	-	-	-	-	-	-	-
Robbery	-	1	-	-	2	-	-	-	-	-
Aggravated Assault	2	-	-	3	17	3	4	7	1	1
Burglary	12	20	8	17	46	4	2	7	4	1
Larceny Theft	21	6	3	1	73	1	1	1	5	-
Grand Theft Auto	3	1	-	3	9	1	2	3	1	-
Arson	-	2	2	2	1	-	-	1	-	-
Subtotal	38	30	13	26	149	9	9	19	11	2
<u>ALL OTHER OFFENSES</u>										
Forgery	-	-	-	1	4	-	-	-	-	-
Fraud and NSF Checks	-	-	1	2	16	-	1	-	-	-
Sex Offenses Felony	-	1	-	1	-	-	-	-	-	-
Sex Offenses Misdemeanors	3	-	2	1	2	-	-	-	-	-
Assaults, Non-Aggravated	1	-	3	1	14	-	1	1	1	-
Weapons Laws	1	3	1	-	4	-	-	-	1	-
Offenses Against Family	-	-	-	-	-	-	-	-	-	-
Narcotics	-	-	2	3	2	4	6	1	1	1
Liquor Laws	-	-	-	-	-	-	-	-	-	-
Drunk-Alcohol/Drugs	-	1	2	1	4	-	-	-	-	1
Disorderly Conduct	2	2	-	2	8	4	-	1	1	1
Vagrancy	-	-	-	-	-	-	-	-	-	-
Gambling	-	-	-	-	-	-	-	-	-	-
Drunk Driving-Vehicle/Boat	-	2	2	3	13	1	-	-	-	-
Vehicle/Boating Laws	1	-	-	1	5	-	-	1	-	-
Vandalism	-	5	4	2	24	3	3	2	3	-
Warrants	-	-	-	-	1	-	-	-	-	-
Receiving Stolen Property	-	-	-	-	-	-	-	-	-	-
Federal Offenses W/O Money	-	-	-	-	-	-	-	-	-	-
Federal Offenses With Money	-	-	-	-	-	-	-	-	-	-
Felonies, Miscellaneous	1	1	1	2	1	-	-	2	-	-
Misdemeanors, Miscellaneous	1	-	-	-	3	-	-	-	-	-
Subtotal	10	15	18	19	119	13	11	8	7	3
<u>NON-CRIMINAL</u>										
Persons Missing	-	3	1	27	21	1	-	-	-	-
Juvenile, Non-Criminal	-	-	-	-	1	-	-	-	-	-
Commitments	-	-	-	-	-	-	-	-	-	-
Miscellaneous, Non-Criminal	4	2	2	-	10	-	-	3	2	1
Suicide and Attempt	-	1	-	1	-	1	-	-	-	-
Mentally Ill	1	-	-	1	1	-	2	-	-	-
Accidents, Traffic/Veh./Boat	-	-	1	-	-	-	-	-	-	-
Accidents, Miscellaneous	-	-	-	-	-	-	-	-	-	-
Persons Dead	-	-	-	-	2	-	-	-	-	-
Subtotal	5	6	4	29	35	2	2	3	2	1

MALIBU STATION
OFFENSES BY REPORTING DISTRICT

Unincorporated

	1071	1072	1073	1074	1075	1076	1077	1080	1081	1082
<u>PART I CRIME OFFENSES</u>										
Criminal Homicide	-	-	1	-	-	-	-	-	-	-
Forcible Rape	-	-	-	-	-	1	-	3	-	-
Robbery	-	-	-	-	-	-	-	1	1	-
Aggravated Assault	1	2	4	6	-	5	5	-	2	2
Burglary	3	6	2	8	-	3	7	-	2	-
Larceny Theft	3	6	5	12	2	3	7	21	18	7
Grand Theft Auto	-	1	-	2	-	1	3	4	3	-
Arson	1	1	-	1	1	-	1	-	-	-
Subtotal	8	16	12	29	3	13	23	29	26	9
<u>ALL OTHER OFFENSES</u>										
Forgery	-	1	-	-	-	-	-	-	-	-
Fraud and NSF Checks	-	2	-	1	-	1	-	-	-	-
Sex Offenses Felony	-	-	-	-	-	1	1	-	1	1
Sex Offenses Misdemeanors	-	1	2	-	-	2	-	1	1	12
Assaults, Non-Aggravated	1	-	-	4	-	2	1	-	1	1
Weapon Laws	-	-	-	-	-	1	4	-	8	6
Offenses Against Family	-	-	-	-	-	-	-	-	-	-
Narcotics	-	3	-	5	2	3	6	2	51	32
Liquor Laws	-	-	-	-	-	-	-	58	1497	556
Drunk-Alcohol/Drugs	1	-	-	-	-	-	-	-	7	1
Disorderly Conduct	1	2	3	2	-	2	2	-	-	-
Vagrancy	-	-	-	-	-	-	-	-	-	-
Gambling	-	-	-	-	-	-	-	-	1	-
Drunk Driving-Vehicle/Boat	-	1	-	2	-	-	8	-	-	-
Vehicle/Boating Laws	-	-	1	2	-	1	4	-	4	1
Vandalism	1	2	3	2	-	1	8	3	3	2
Warrants	-	-	1	-	-	-	-	-	-	-
Receiving Stolen Property	-	-	-	-	-	-	-	-	1	-
Federal Offenses W/O Money	-	-	-	-	-	-	-	-	-	-
Federal Offenses with Money	-	-	-	-	-	-	1	1	-	-
Felonies, Miscellaneous	1	1	-	1	-	-	-	-	1	-
Misdemeanors, Miscellaneous	1	-	-	4	-	2	3	14	16	11
Subtotal	6	13	10	23	2	16	38	79	1592	623
<u>NON-CRIMINAL</u>										
Persons Missing	2	-	4	5	-	-	-	-	1	-
Juvenile, Non-Criminal	-	-	-	-	-	-	-	-	-	-
Commitments	-	-	-	-	-	-	-	-	-	-
Miscellaneous, Non-Criminal	1	3	2	10	-	3	2	-	6	1
Suicide and Attempt	1	1	-	-	-	-	4	-	1	-
Mentally Ill	-	-	-	-	-	-	-	-	-	-
Accidents, Traffic/Veh./Boat	-	-	-	1	-	1	-	-	-	-
Accidents, Miscellaneous	-	-	-	-	-	-	-	-	1	-
Persons Dead	-	1	-	-	-	-	-	-	-	-
Subtotal	4	5	6	16	-	4	6	-	9	-

MALIBU STATION
OFFENSES BY REPORTING DISTRICT

Unincorporated

	1083	1084	1085	1086	1087	1088	1089
<u>PART I CRIME OFFENSES</u>							
Criminal Homicide	-	-	-	-	-	-	-
Forcible Rape	-	-	1	-	1	-	-
Robbery	-	-	-	-	-	-	1
Aggravated Assault	1	-	-	3	-	-	3
Burglary	-	-	-	2	2	2	-
Larceny Theft	4	-	4	5	20	1	30
Grand Theft Auto	1	-	-	1	2	1	4
Arson	-	-	-	-	-	-	-
Subtotal	6	-	5	11	25	4	38
<u>ALL OTHER OFFENSES</u>							
Forgery	-	-	-	-	-	1	-
Fraud and NSF Checks	-	-	-	1	-	-	-
Sex Offenses Felony	-	-	-	-	-	-	-
Sex Offenses Misdemeanors	3	2	2	1	-	-	1
Assaults, Non-Aggravated	-	3	2	-	1	2	2
Weapon Laws	3	1	-	-	-	6	2
Offenses Against Family	-	-	-	-	-	-	-
Narcotics	19	7	2	7	6	26	29
Liquor Laws	404	172	39	634	201	193	840
Drunk-Alcohol/Drugs	4	-	1	-	3	-	3
Disorderly Conduct	-	-	-	1	-	1	-
Vagrancy	-	-	-	-	-	-	1
Gambling	-	-	-	-	-	-	-
Drunk Driving-Vehicle/Boat	1	-	-	-	-	-	3
Vehicle/Boating Laws	-	-	-	-	1	4	5
Vandalism	2	-	-	1	-	-	1
Warrants	-	-	-	-	-	-	-
Receiving Stolen Property	-	-	-	-	-	-	-
Federal Offenses W/O Money	-	-	-	-	-	-	-
Federal Offenses With Money	-	-	-	-	-	-	-
Felonies, Miscellaneous	-	-	-	-	-	-	1
Misdemeanors, Miscellaneous	18	87	129	13	3	5	16
Subtotal	454	272	175	658	215	238	904
<u>NON-CRIMINAL</u>							
Persons Missing	-	-	-	-	-	-	-
Juvenile, Non-Criminal	-	-	-	-	-	-	-
Commitments	-	-	-	-	-	-	-
Miscellaneous, Non-Criminal	3	-	1	2	10	1	5
Suicide and Attempt	-	-	-	1	-	-	1
Mentally Ill	-	-	-	-	-	-	-
Accidents, Traffic/Veh./Boat	1	-	-	-	-	-	-
Accidents, Miscellaneous	-	-	-	-	-	-	-
Persons Dead	1	-	-	1	1	-	1
Subtotal	5	-	1	4	11	1	7

M A L I B U S T A T I O N

PART I OFFENSES CLEARED

ACTUAL KNOWN OFFENSES	STATION TOTAL	UNINC.	AGOURA HILLS	WESTLAKE VILLAGE	HIDDEN HILLS
TOTAL PART I OFFENSES	2,230	1,571	478	167	14
Number Cleared	365	247	87	28	3
Percent Cleared	16.4	15.7	18.2	16.8	21.4
CRIMINAL HOMICIDE	2	2	-	-	-
Number Cleared	2	2	-	-	-
Percent Cleared	100.0	100.0	-	-	-
FORCIBLE RAPE	14	13	1	-	-
Number Cleared	8	7	1	-	-
Percent Cleared	57.1	53.8	100.0	-	-
ROBBERY	48	29	14	5	-
Number Cleared	29	14	12	3	-
Percent Cleared	60.4	48.3	85.7	60.0	-
AGGRAVATED ASSAULT	307	238	53	13	3
Number Cleared	99	71	20	6	2
Percent Cleared	32.2	29.8	37.7	46.2	66.7
BURGLARY	580	392	131	51	6
Number Cleared	95	71	15	9	-
Percent Cleared	16.4	18.1	11.5	17.6	-
LARCENY THEFT	996	691	223	78	4
Number Cleared	105	63	33	8	1
Percent Cleared	10.5	9.1	14.2	10.3	25.0
GRAND THEFT AUTO	231	182	39	10	-
Number Cleared	24	16	6	2	-
Percent Cleared	10.4	8.8	15.4	20.0	-
ARSON	52	24	17	10	1
Number Cleared	3	3	-	-	-
Percent Cleared	5.8	12.5	-	-	-

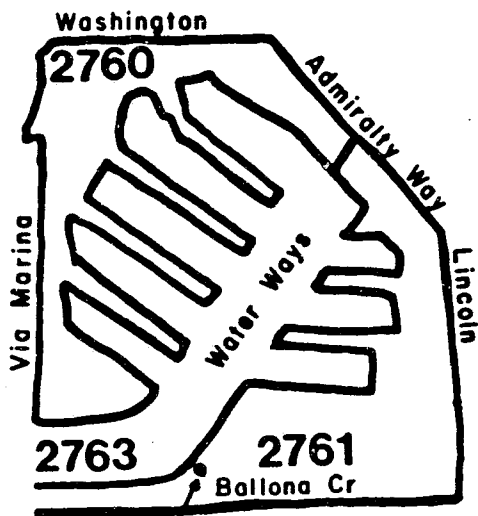
STOLEN AND RECOVERED PROPERTY

	AMOUNT STOLEN	AMOUNT RECOVERED	PERCENT
TOTAL	\$4,546,286	\$190,368	4.2
Homicide	-	-	-
Rape	10	-	-
Robbery	115,823	21,047	18.2
Burglary	1,466,375	16,102	1.1
Larceny Theft	1,192,671	55,726	4.7
Auto Theft	1,771,407	97,493	5.5

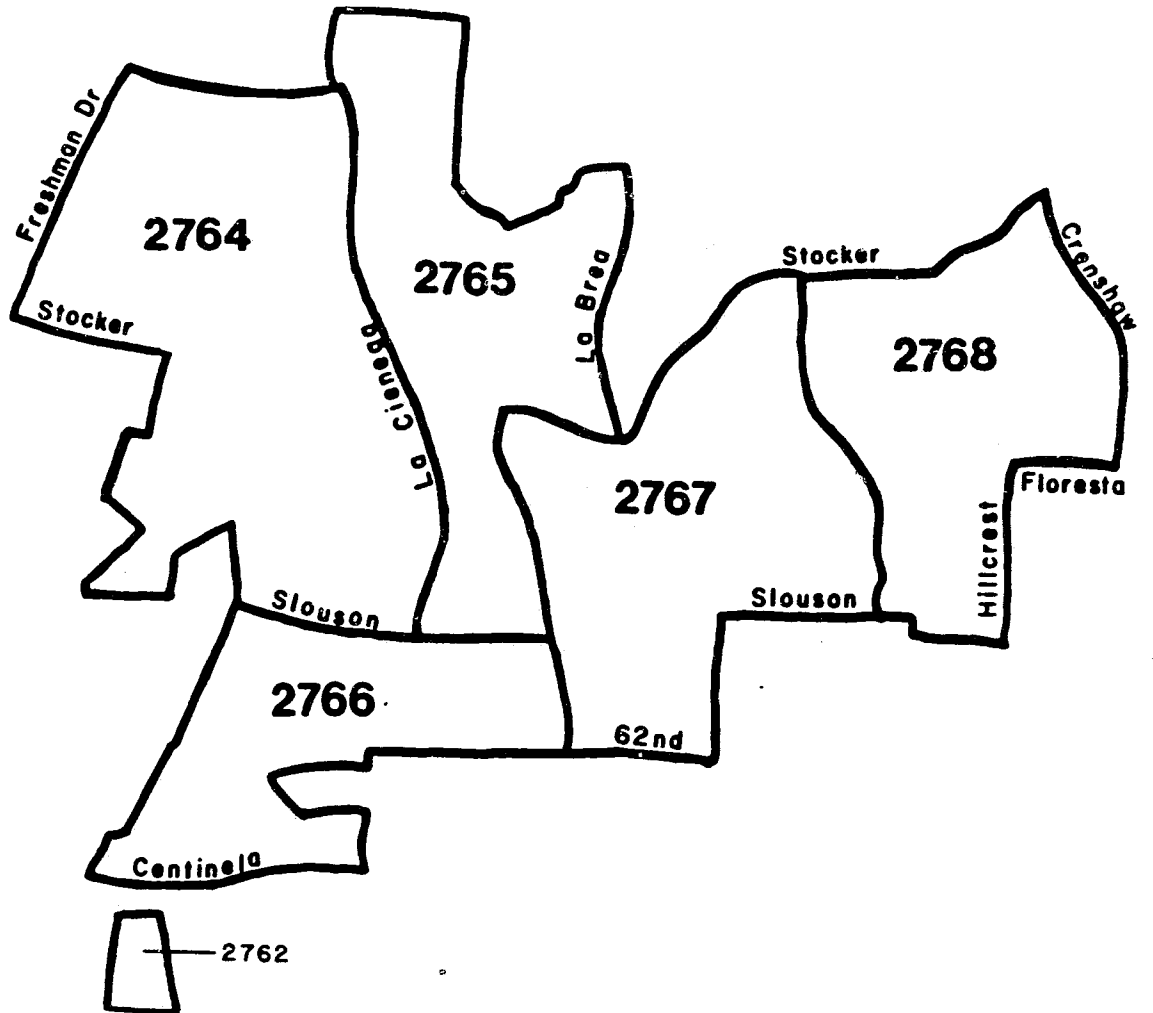
M A L I B U S T A T I O N

TRAFFIC ACCIDENT AND ENFORCEMENT SUMMARY

	TRAFFIC ACCIDENTS	
	<u>1987-88</u>	<u>1986-87</u>
<u>STATION TOTAL</u>		
Total	347	342
Fatality	1	-
Injury	127	110
Non-Injury	219	232
<u>HIDDEN HILLS</u>		
Total	5	4
Fatality	-	-
Injury	-	2
Non-Injury	5	2
<u>WESTLAKE VILLAGE</u>		
Total	78	65
Fatality	1	-
Injury	28	24
Non-Injury	49	41
<u>AGOURA HILLS</u>		
Total	264	273
Fatality	-	-
Injury	99	84
Non-Injury	165	189



MARINA
DEL REY STATION



MARINA DEL REY AREA

MARINA DEL REY STATION

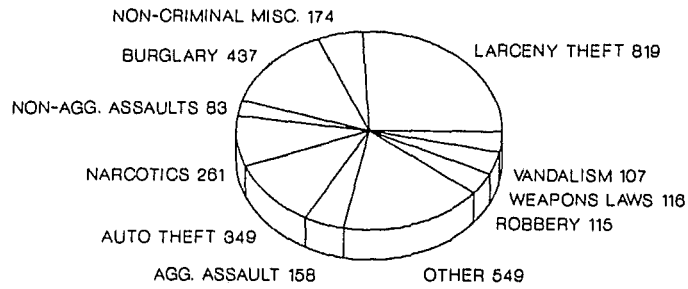
SYNOPSIS

	FISCAL YEAR	FISCAL YEAR	PERCENT CHANGE	CRIME RATE PER 10,000 POP.	
	1987-88	1986-87		1987-88	1986-87
<u>TOTAL CASES HANDLED</u>	3,168	3,419	- 7		
PART I OFFENSES	1,908	2,045	- 7	755.46	838.66
Criminal Homicide	-	6	-100	-	2.46
Forcible Rape	18	13	+ 38	7.13	5.33
Robbery	115	127	- 9	45.53	52.08
Aggravated Assault	158	142	+ 11	62.56	58.23
Burglary	437	487	- 10	173.03	199.72
Larceny Theft	819	882	- 7	324.28	361.71
Grand Theft Auto	349	372	- 6	138.18	152.56
Arson	12	16	- 25	4.75	6.56
PART II OFFENSES	939	1,014	- 7	371.79	415.85
Non-Criminal Cases	321	360	- 11		
<u>TOTAL ARRESTS</u>	1,186	1,188	-		
Adult Arrests	1,062	1,036	+ 3		
Juvenile Arrests	124	152	- 18		
<u>TOTAL CASE ASSIGNMENTS</u>	2,335	2,569	- 9		
Adult Detectives	2,335	2,568	- 9		
Juvenile Detectives	-	1	-100		
<u>STOLEN AND RECOVERED PROPERTY</u>					
Amount Stolen	4,842,960	5,363,646	- 10		
Amount Recovered	485,453	626,480	- 23		
Percent Recovered	10.0	11.7			
<u>TRAFFIC ACCIDENTS</u>	-	-	-		

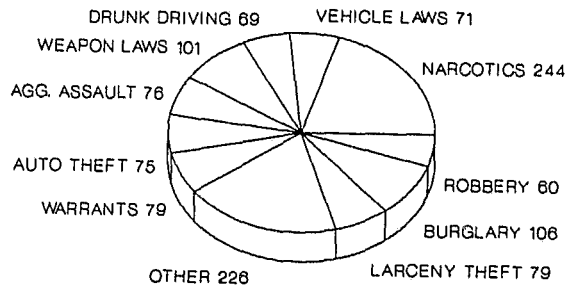
	AREA IN SQUARE MILES	POPULATION 1987-88	CRIME RATE PER 10,000 POP.		PERCENT CHANGE
			PART I OFFENSES		
			1987-88	1986-87	
Total Area	7.80	25,256	755.46	838.66	- 10

MARINA DEL REY STATION

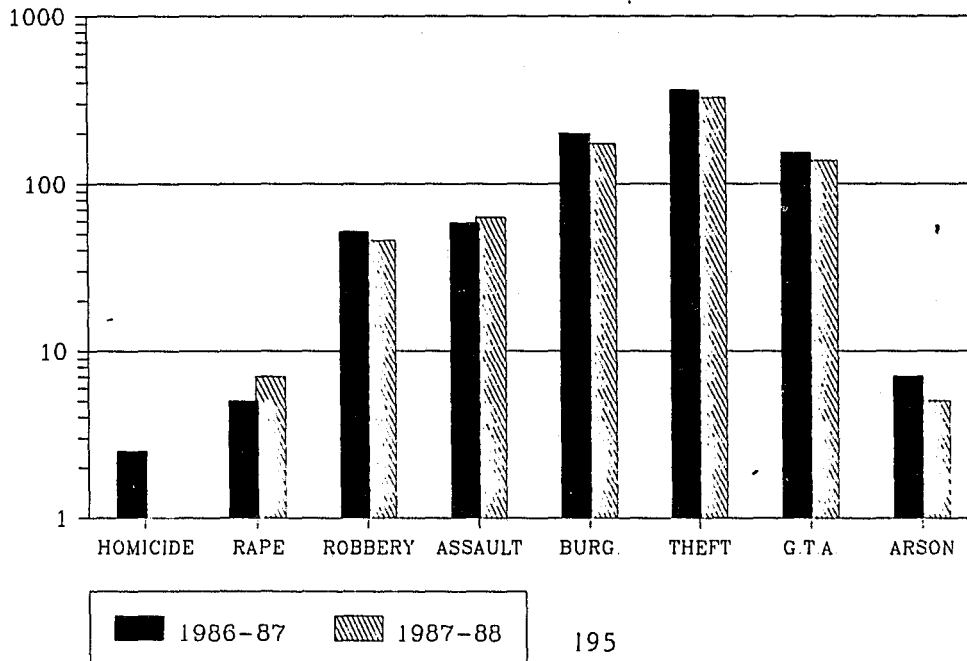
MOST FREQUENT CASES HANDLED



MOST FREQUENT ARRESTS



CRIME RATE RATE PER 10,000 POPULATION



M A R I N A D E L R E Y S T A T I O N

	CASES AND ARRESTS			CASE ASSIGNMENTS	
	CASES HANDLED	ADULTS ARRESTED	JUVENILES ARRESTED	ADULT	JUVENILE
FISCAL YEAR 1987-88	3,168	1,062	124	2,335	-
FISCAL YEAR 1986-87	3,419	1,036	152	2,568	1
FISCAL YEAR 1985-86	3,526	971	100	2,689	-
% CHANGE LAST TWO YEARS	- 7	+ 3	- 18	- 9	-100
<u>PART I CRIME OFFENSES</u>					
Criminal Homicide	-	2	-	2	-
Forcible Rape	18	4	-	18	-
Robbery	115	48	12	115	-
Aggravated Assault	158	72	4	142	-
Burglary	437	90	16	433	-
Larceny Theft	819	64	15	772	-
Grand Theft Auto	349	54	21	345	-
Arson	12	1	3	1	-
Subtotal	1,908	335	71	1,828	-
<u>ALL OTHER OFFENSES</u>					
Forgery	16	5	-	7	-
Fraud and NSF Checks	39	6	-	33	-
Sex Offenses Felony	6	1	1	4	-
Sex Offenses Misdemeanors	4	3	-	4	-
Assaults, Non-Aggravated	83	20	2	25	-
Weapon Laws	116	96	5	48	-
Offenses Against Family	1	1	-	1	-
Narcotics	261	230	14	19	-
Liquor Laws	4	2	-	1	-
Drunk-Alcohol/Drugs	28	34	2	2	-
Disorderly Conduct	32	1	-	31	-
Vagrancy	-	1	-	-	-
Gambling	12	17	-	1	-
Drunk Driving-Vehicle/Boat	52	69	-	3	-
Vehicle Laws	75	67	4	16	-
Vandalism	107	9	7	92	-
Warrants	3	79	-	2	-
Receiving Stolen Property	15	45	5	15	-
Federal Offenses W/O Money	-	1	-	-	-
Federal Offenses With Money	4	-	-	4	-
Felonies, Miscellaneous	29	11	-	28	-
Misdemeanors, Miscellaneous	52	29	2	7	-
Subtotal	939	727	42	343	-
<u>NON-CRIMINAL</u>					
Persons Missing	42	-	1	25	-
Juvenile, Non-Criminal	2	-	10	2	-
Commitments	-	-	-	-	-
Miscellaneous, Non-Criminal	174	-	-	124	-
Suicide and Attempt	19	-	-	7	-
Mentally Ill	18	-	-	2	-
Accidents, Traffic/Veh./Boat	41	-	-	2	-
Accidents, Miscellaneous	8	-	-	2	-
Persons Dead	17	-	-	-	-
Subtotal	321	-	11	164	-

MARINA DEL REY STATION
OFFENSES BY REPORTING DISTRICT

	Unincorporated								
	2760	2761	2762	2763	2764	2765	2766	2767	2768
<u>PART I CRIME OFFENSES</u>									
Criminal Homicide	-	-	-	-	-	-	-	-	-
Forcible Rape	5	3	-	2	-	-	-	6	2
Robbery	19	8	1	-	3	1	16	38	29
Aggravated Assault	24	17	1	11	5	4	15	42	39
Burglary	118	24	4	5	13	5	54	119	95
Larceny Theft	317	156	6	95	11	38	63	68	65
Grand Theft Auto	149	19	2	3	12	7	30	58	69
Arson	1	-	1	-	1	1	-	4	4
Subtotal	633	227	15	116	45	56	178	335	303
<u>ALL OTHER OFFENSES</u>									
Forgery	1	10	-	-	-	1	2	-	2
Fraud and NSF Checks	9	18	-	1	1	2	7	-	1
Sex Offenses Felony	-	-	-	-	1	1	-	3	1
Sex Offenses Misdemeanors	1	2	-	-	-	-	-	1	-
Assaults, Non-Aggravated	23	11	1	3	6	1	11	13	14
Weapons Laws	15	8	-	-	3	-	6	31	53
Offenses Against Family	-	-	-	-	-	-	-	1	-
Narcotics	53	30	-	1	3	9	12	83	70
Liquor Laws	3	-	-	-	-	-	-	-	1
Drunk-Alcohol/Drugs	12	6	-	-	-	-	1	6	3
Disorderly Conduct	8	3	-	1	1	-	5	8	6
Vagrancy	-	-	-	-	-	-	-	-	-
Gambling	-	-	-	-	2	-	-	1	9
Drunk Driving-Vehicle/Boat	21	9	-	3	1	3	1	9	5
Vehicle/Boating Laws	15	9	2	4	1	3	6	16	19
Vandalism	30	16	2	3	6	1	9	22	18
Warrants	1	1	-	-	-	-	-	-	1
Receiving Stolen Property	2	-	-	-	1	-	1	4	6
Federal Offenses W/O Money	-	-	-	-	-	-	-	-	-
Federal Offenses With Money	2	1	-	-	-	-	1	-	-
Felonies, Miscellaneous	8	6	-	-	1	1	2	6	5
Misdemeanors, Miscellaneous	19	8	-	5	3	1	3	5	8
Subtotal	223	138	5	21	30	23	67	209	222
<u>NON-CRIMINAL</u>									
Persons Missing	5	2	1	1	-	-	4	10	19
Juvenile, Non-Criminal	1	-	-	-	-	-	-	-	1
Commitments	-	-	-	-	-	-	-	-	-
Miscellaneous, Non-Criminal	31	46	-	27	6	4	8	20	29
Suicide and Attempt	8	2	-	-	1	-	2	3	3
Mentally Ill	4	3	1	1	-	-	1	3	5
Accidents, Traffic/Veh./Boat	2	2	-	33	-	1	1	2	-
Accidents, Miscellaneous	-	2	-	4	-	-	-	1	1
Persons Dead	3	1	-	2	-	1	3	4	3
Subtotal	54	58	2	68	7	6	19	43	61

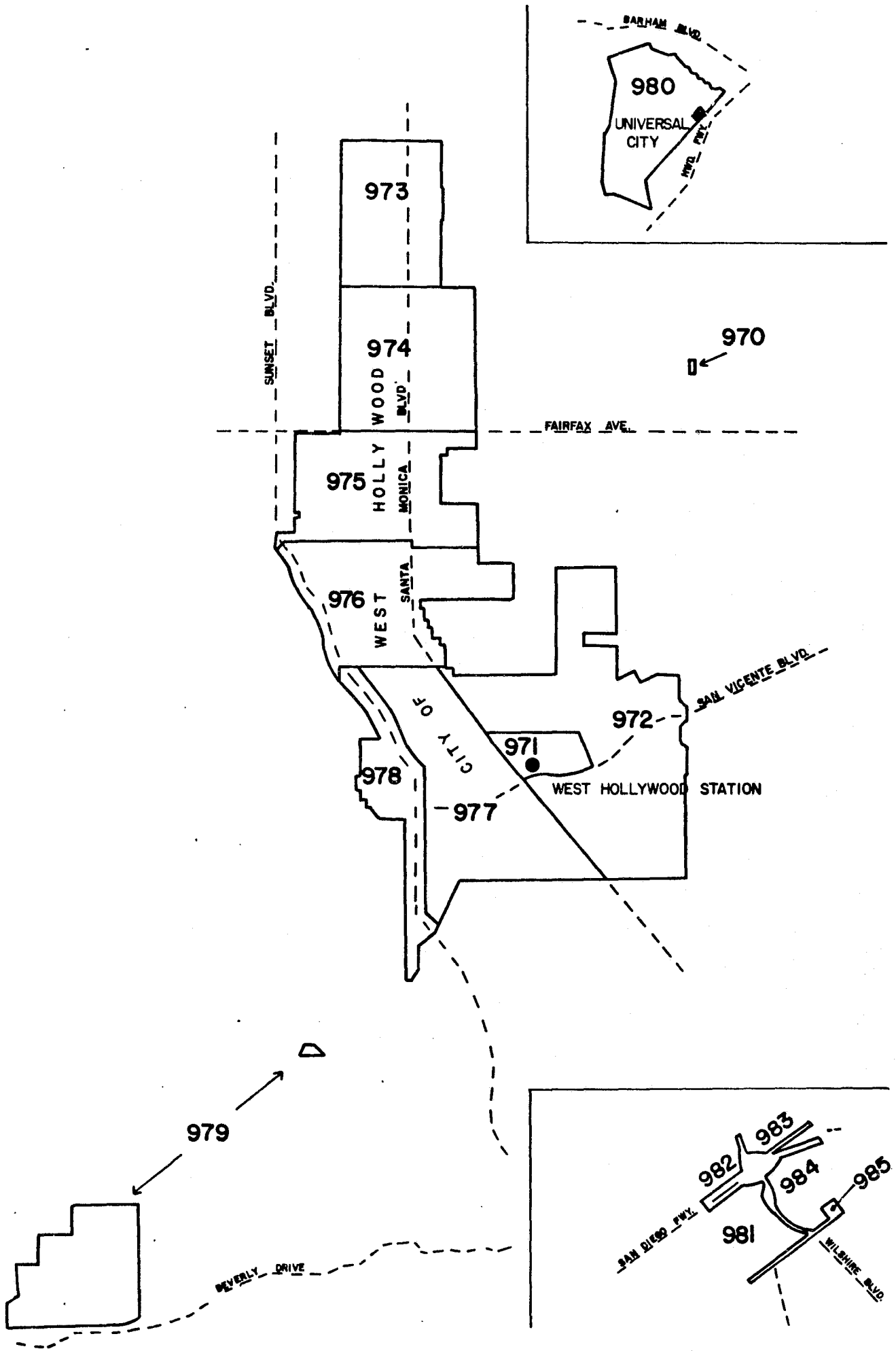
MARINA DEL REY STATION

PART I OFFENSES CLEARED

ACTUAL KNOWN OFFENSES	STATION TOTAL
TOTAL PART I OFFENSES	1,908
Number Cleared	172
Percent Cleared	9.0
CRIMINAL HOMICIDE	-
Number Cleared	-
Percent Cleared	-
FORCIBLE RAPE	18
Number Cleared	10
Percent Cleared	55.6
ROBBERY	115
Number Cleared	27
Percent Cleared	23.5
AGGRAVATED ASSAULT	158
Number Cleared	45
Percent Cleared	28.5
BURGLARY	437
Number Cleared	38
Percent Cleared	8.7
LARCENY THEFT	819
Number Cleared	36
Percent Cleared	4.4
GRAND THEFT AUTO	349
Number Cleared	15
Percent Cleared	4.3
ARSON	12
Number Cleared	1
Percent Cleared	8.3

STOLEN AND RECOVERED PROPERTY

	AMOUNT STOLEN	AMOUNT RECOVERED	PERCENT
TOTAL	\$4,842,960	\$485,453	10.0
Homicide	20	20	100.0
Rape	10,050	-	-
Robbery	318,175	2,830	.9
Burglary	613,926	10,200	1.7
Larceny Theft	1,180,328	145,673	12.3
Auto Theft	2,720,461	326,730	12.0



WEST HOLLYWOOD AREA

WEST HOLLYWOOD STATION

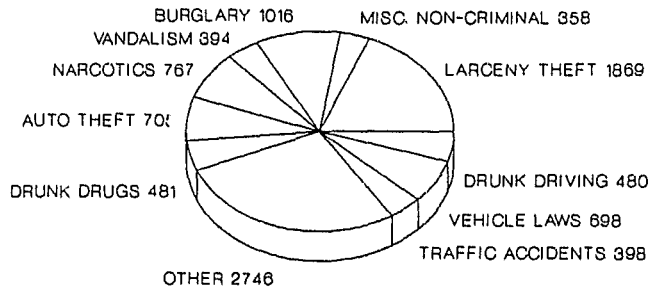
SYNOPSIS

	FISCAL YEAR	FISCAL YEAR	PERCENT CHANGE	CRIME RATE PER 10,000 POP.	
	1987-88	1986-87		1987-88	1986-87
<u>TOTAL CASES HANDLED</u>	9,912	10,980	- 10		
<u>PART I OFFENSES</u>	4,239	4,543	- 7	1,072.84	1,147.83
Criminal Homicide	3	4	- 25	.76	1.01
Forcible Rape	25	22	+ 14	6.33	5.56
Robbery	247	308	- 20	62.51	77.82
Aggravated Assault	336	291	+ 15	85.04	73.52
Burglary	1,016	1,083	- 6	257.14	273.63
Larceny Theft	1,869	2,029	- 8	473.02	512.65
Grand Theft Auto	705	783	- 10	178.43	197.83
Arson	38	23	+ 65	9.62	5.81
<u>PART II OFFENSES</u>	4,749	5,378	- 12	1,201.91	1,358.80
Non-Criminal Cases	924	1,059	- 13		
<u>TOTAL ARRESTS</u>	5,240	5,768	- 9		
Adult Arrests	5,032	5,537	- 9		
Juvenile Arrests	208	231	- 10		
<u>TOTAL CASE ASSIGNMENTS</u>	5,850	6,210	- 6		
Adult Detectives	5,850	6,210	- 6		
Juvenile Detectives	-	-	-		
<u>STOLEN AND RECOVERED PROPERTY</u>					
Amount Stolen	10,530,529	12,285,989	- 14		
Amount Recovered	3,138,962	3,601,227	- 13		
Percent Recovered	29.8	29.3			
<u>TRAFFIC ACCIDENTS</u>	765	765	-		

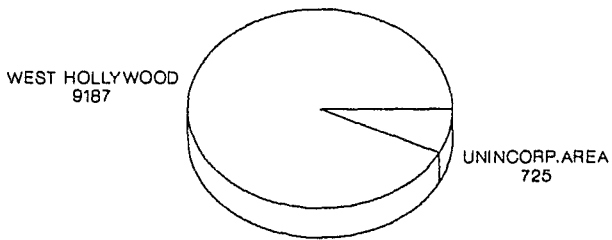
	AREA IN SQUARE MILES	POPULATION 1987-88	CRIME RATE PER 10,000 POP.		
			1987-88	1986-87	PERCENT CHANGE
Total Area	3.17	39,512	1,072.84	1,147.83	- 7
Unincorporated Area	1.19	882	4,852.61	3,435.37	+ 41
West Hollywood	1.98	38,630	986.54	1,095.69	- 10

WEST HOLLYWOOD STATION

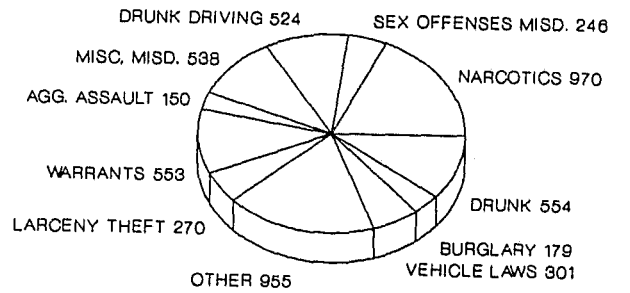
MOST FREQUENT CASES HANDLED



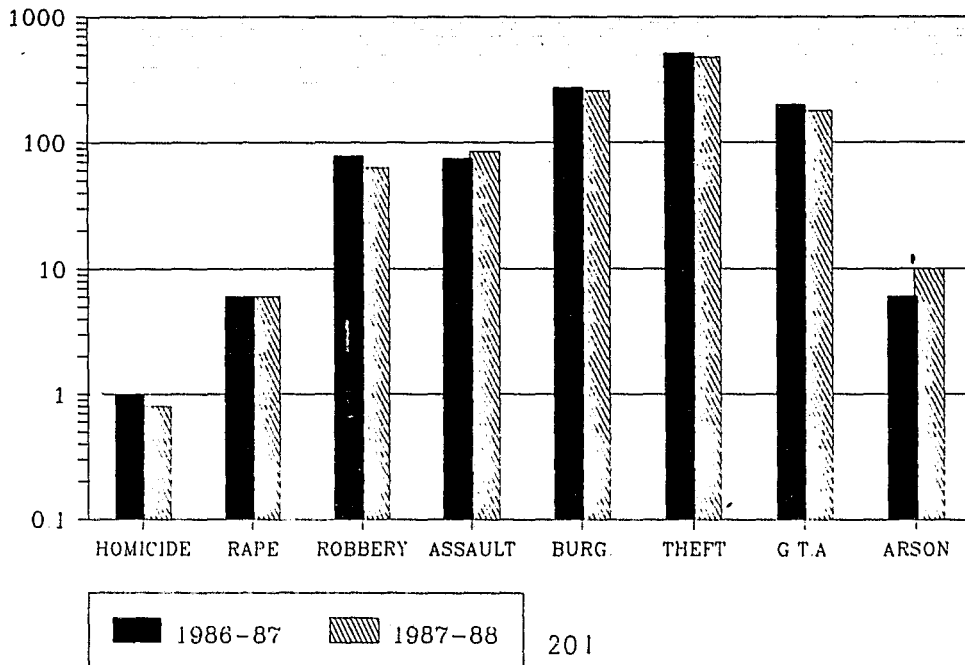
CASES HANDLED BY LOCATION



MOST FREQUENT ARRESTS



CRIME RATE RATE PER 10,000 POPULATION



WEST HOLLYWOOD STATION

	CASES AND ARRESTS			CASE ASSIGNMENTS	
	CASES HANDLED	ADULTS ARRESTED	JUVENILES ARRESTED	ADULT	JUVENILE
FISCAL YEAR 1987-88	9,912	5,032	208	5,850	-
FISCAL YEAR 1986-87	10,980	5,537	231	6,210	-
FISCAL YEAR 1985-86	12,454	6,949	335	6,885	2
% CHANGE LAST TWO YEARS	- 10	- 9	- 10	- 6	-
<u>PART I CRIME OFFENSES</u>					
Criminal Homicide	3	8	-	1	-
Forcible Rape	25	15	-	24	-
Robbery	247	97	13	238	-
Aggravated Assault	336	148	2	302	-
Burglary	1,016	156	23	1,012	-
Larceny Theft	1,869	252	18	1,698	-
Grand Theft Auto	705	118	7	699	-
Arson	38	5	1	1	-
Subtotal	4,239	799	64	3,975	-
<u>ALL OTHER OFFENSES</u>					
Forgery	64	40	-	26	-
Fraud and NSF Checks	340	28	-	304	-
Sex Offenses Felony	8	11	1	5	-
Sex Offenses Misdemeanors	226	242	4	19	-
Assaults, Non-Aggravated	319	142	8	144	-
Weapons Laws	187	137	6	148	-
Offenses Against Family	4	3	-	4	-
Narcotics	767	954	16	57	-
Liquor Laws	132	35	8	4	-
Drunk-Alcohol/Drugs	481	550	4	5	-
Disorderly Conduct	134	48	4	100	-
Vagrancy	1	2	-	-	-
Gambling	1	5	-	-	-
Drunk Driving-Vehicle/Boat	480	522	2	14	-
Vehicle/Boating Laws	698	295	6	86	-
Vandalism	394	31	2	362	-
Warrants	6	552	1	3	-
Receiving Stolen Property	36	83	8	35	-
Federal Offenses W/O Money	11	7	-	11	-
Federal Offenses With Money	27	-	-	27	-
Felonies Miscellaneous	113	32	7	105	-
Misdemeanors, Miscellaneous	320	514	24	52	-
Sub-Total	4,749	4,233	101	1,511	-
<u>NON-CRIMINAL</u>					
Persons Missing	34	-	16	12	-
Juvenile, Non-Criminal	11	-	26	10	-
Commitments	-	-	-	-	-
Miscellaneous, Non-Criminal	358	-	1	300	-
Suicide and Attempt	42	-	-	29	-
Mentally Ill	46	-	-	3	-
Accidents, Traffic/Veh./Boat	398	-	-	6	-
Accidents, Miscellaneous	7	-	-	4	-
Persons Dead	28	-	-	-	-
Subtotal	924	-	43	364	-

WEST HOLLYWOOD STATION

	West Hollywood - Unincorporated			City of West Hollywood		
	CASES HANDLED	ADULTS ARRESTED	JUVENILES ARRESTED	CASES HANDLED	ADULTS ARRESTED	JUVENILES ARRESTED
FISCAL YEAR 1987-88	725	394	29	9,187	4,638	179
FISCAL YEAR 1986-87	449	241	13	10,531	5,296	218
FISCAL YEAR 1985-86	433	340	12	12,021	6,609	323
% CHANGE LAST TWO YEARS	+ 61	+ 63	+123	- 13	- 12	- 18

PART I CRIME OFFENSES

Criminal Homicide	3	3	-	-	5	-
Forcible Rape	1	1	-	24	14	-
Robbery	2	9	1	245	88	12
Aggravated Assault	12	11	-	324	137	2
Burglary	55	12	2	961	144	21
Larceny Theft	309	19	4	1,560	233	14
Grand Theft Auto	43	13	-	662	105	7
Arson	3	-	-	35	5	1
Subtotal	428	68	7	3,811	731	57

ALL OTHER OFFENSES

Forgery	2	2	-	62	38	-
Fraud and NSF Checks	2	4	-	338	24	-
Sex Offenses Felony	-	1	-	8	10	1
Sex Offenses Misdemeanors	-	4	-	226	238	4
Assaults, Non-Aggravated	26	6	-	293	136	8
Weapon Laws	2	10	-	185	127	6
Offenses Against Family	-	1	-	4	2	-
Narcotics	24	137	-	743	817	16
Liquor Laws	-	1	-	132	34	8
Drunk-Alcohol/Drugs	25	24	-	456	526	4
Disorderly Conduct	12	4	3	122	44	1
Vagrancy	-	-	-	1	2	-
Gambling	-	4	-	1	1	-
Drunk Driving-Vehicle/Boat	3	17	-	477	505	2
Vehicle/Boating Laws	7	7	-	691	288	6
Vandalism	63	5	1	331	26	1
Warrants	-	42	-	6	510	1
Receiving Stolen Property	-	9	-	36	74	8
Federal Offenses W/O Money	4	2	-	7	5	-
Federal Offenses With Money	13	-	-	14	-	-
Felonies, Miscellaneous	11	3	4	102	29	3
Misdemeanors, Miscellaneous	39	43	8	281	471	16
Subtotal	233	326	16	4,516	3,907	85

NON-CRIMINAL

Persons Missing	1	-	2	33	-	14
Juvenile, Non-Criminal	1	-	4	10	-	22
Commitments	-	-	-	-	-	-
Miscellaneous, Non-Criminal	57	-	-	301	-	1
Suicide and Attempt	-	-	-	42	-	-
Mentally Ill	2	-	-	44	-	-
Accidents, Traffic/Veh./Boat	2	-	-	396	-	-
Accidents, Miscellaneous	-	-	-	7	-	-
Persons Dead	1	-	-	27	-	-
Subtotal	64	-	6	860	-	37

WEST HOLLYWOOD STATION
OFFENSES BY REPORTING DISTRICT

City of West Hollywood

0971 0972 0973 0974 0975 0976 0977 0978

PART I CRIME OFFENSES

Criminal Homicide	-	-	-	-	-	-	2	1
Forcible Rape	-	1	7	2	1	4	6	3
Robbery	-	41	49	46	35	25	31	18
Aggravated Assault	-	36	50	63	41	32	53	49
Burglary	-	183	75	131	166	145	163	98
Larceny Theft	2	280	195	146	202	263	288	184
Grand Theft Auto	-	100	66	91	104	118	117	66
Arson	-	7	2	9	6	2	9	-
Subtotal	2	648	444	488	555	589	669	419

ALL OTHER OFFENSES

Forgery	-	8	14	7	6	6	9	12
Fraud and NSF Checks	2	84	33	6	15	66	101	31
Sex Offenses Felony	-	1	1	2	-	-	3	1
Sex Offenses Misdemeanors	-	11	67	131	9	2	5	1
Assaults, Non-Aggravated	-	39	34	35	46	29	45	65
Weapon Laws	-	8	70	28	19	11	16	33
Offenses Against Family	-	1	2	-	1	-	-	-
Narcotics	7	34	286	131	86	47	61	91
Liquor Laws	-	10	17	12	17	4	10	62
Drunk-Alcohol/Drugs	5	54	55	81	60	54	59	88
Disorderly Conduct	1	28	14	16	12	22	17	12
Vagrancy	-	-	-	-	-	1	-	-
Gambling	-	-	-	-	-	-	1	-
Drunk Driving-Vehicle/Boat	-	60	68	69	71	74	67	68
Vehicle/Boating Laws	1	126	144	97	69	100	79	75
Vandalism	1	60	32	47	45	42	54	50
Warrants	2	-	2	2	-	-	-	-
Receiving Stolen Property	1	-	23	3	3	2	1	3
Federal Offenses W/O Money	-	2	2	-	2	-	1	-
Federal Offenses With Money	1	-	3	3	3	1	2	1
Felonies, Miscellaneous	1	24	11	11	8	11	15	21
Misdemeanors, Miscellaneous	5	20	51	32	26	21	28	98
Subtotal	27	570	929	713	498	493	574	712

NON-CRIMINAL

Persons Missing	-	4	7	6	5	1	7	3
Juvenile, Non-Criminal	-	-	6	1	2	1	-	-
Commitments	-	-	-	-	-	-	-	-
Miscellaneous, Non-Criminal	17	33	28	50	40	34	57	42
Suicide and Attempt	1	6	9	2	7	7	6	4
Mentally Ill	2	7	16	4	4	5	2	4
Accidents, Traffic/Veh./Boat	1	77	54	48	54	51	51	60
Accidents, Miscellaneous	1	1	1	-	1	2	-	1
Persons Dead	-	5	1	6	4	5	6	-
Subtotal	22	133	122	117	117	106	129	114

WEST HOLLYWOOD STATION
OFFENSES BY REPORTING DISTRICT

	Unincorporated							
	0970	0979	0980	0981	0982	0983	0984	0985
<u>PART I CRIME OFFENSES</u>								
Criminal Homicide	-	-	-	-	-	-	-	-
Forcible Rape	-	-	-	-	1	-	-	-
Robbery	-	-	2	-	-	-	-	-
Aggravated Assault	-	-	9	-	3	-	-	-
Burglary	1	-	54	-	-	-	-	-
Larceny Theft	-	-	308	-	-	1	-	-
Grand Theft Auto	-	-	42	-	-	-	-	-
Arson	-	-	3	-	-	-	-	-
Subtotal	1	-	418	-	4	1	-	-
<u>ALL OTHER OFFENSES</u>								
Forgery	14	-	2	-	-	-	-	-
Fraud and NSF Checks	33	-	2	-	-	-	-	-
Sex Offenses Felony	1	-	-	-	-	-	-	-
Sex Offenses Misdemeanors	67	-	-	-	-	-	-	-
Assaults, Non-Aggravated	34	1	22	-	1	-	-	-
Weapon Laws	70	-	2	-	-	-	-	-
Offenses Against Family	2	-	-	-	-	-	-	-
Narcotics	286	-	19	-	-	-	-	-
Liquor Laws	17	-	-	-	-	-	-	-
Drunk-Alcohol/Drugs	55	-	24	-	-	-	-	-
Disorderly Conduct	14	-	12	-	-	-	-	-
Vagrancy	-	-	-	-	-	-	-	-
Gambling	-	-	-	-	-	-	-	-
Drunk Driving-Vehicle/Boat	68	-	2	-	-	-	-	-
Vehicle/Boating Laws	144	-	7	-	-	-	-	-
Vandalism	32	-	61	-	-	-	-	-
Warrants	2	-	-	-	-	-	-	-
Receiving Stolen Property	23	-	-	-	-	-	-	-
Federal Offenses W/O Money	2	-	4	-	-	-	-	-
Federal Offenses With Money	3	-	13	-	-	-	-	-
Felonies, Miscellaneous	11	-	9	1	-	-	-	-
Misdemeanors, Miscellaneous	51	-	39	-	-	-	-	-
Subtotal	929	1	218	1	1	-	-	-
<u>NON-CRIMINAL</u>								
Persons Missing	7	-	1	-	-	-	-	-
Juvenile, Non-Criminal	6	-	1	-	-	-	-	-
Commitments	-	-	-	-	-	-	-	-
Miscellaneous, Non-Criminal	28	-	30	-	-	-	-	-
Suicide and Attempt	9	-	-	-	-	-	-	-
Mentally Ill	16	-	1	-	-	-	-	-
Accidents, Traffic/Veh./Boat	54	1	-	-	-	-	-	1
Accidents, Miscellaneous	1	-	-	-	-	-	-	-
Persons Dead	1	-	-	1	-	-	-	-
Subtotal	122	1	33	1	-	-	-	1

WEST HOLLYWOOD STATION

PART I OFFENSES CLEARED

ACTUAL KNOWN OFFENSES	STATION TOTAL	UNINCORPORATED	WEST HOLLYWOOD
TOTAL PART I OFFENSES	4,234	428	3,806
Number Cleared	1,214	42	1,172
Percent Cleared	28.7	9.8	30.8
CRIMINAL HOMICIDE	3	3	-
Number Cleared	2	2	-
Percent Cleared	66.7	66.7	-
FORCIBLE RAPE	25	1	24
Number Cleared	16	-	16
Percent Cleared	64.0	-	66.7
ROBBERY	247	2	245
Number Cleared	151	-	151
Percent Cleared	61.1	-	61.6
AGGRAVATED ASSAULT	336	12	324
Number Cleared	336	12	324
Percent Cleared	100.0	100.0	100.0
BURGLARY	1,015	55	960
Number Cleared	249	11	238
Percent Cleared	24.5	20.0	24.8
LARCENY THEFT	1,865	309	1,556
Number Cleared	380	13	367
Percent Cleared	20.4	4.2	23.6
GRAND THEFT AUTO	705	43	662
Number Cleared	66	4	62
Percent Cleared	9.4	9.3	9.4
ARSON	38	3	35
Number Cleared	14	-	14
Percent Cleared	36.8	-	40.0

STOLEN AND RECOVERED PROPERTY

	AMOUNT STOLEN	AMOUNT RECOVERED	PERCENT
TOTAL	\$10,530,529	\$3,138,962	29.8
Homicide	20,000	-	-
Rape	5,387	250	4.6
Robbery	786,763	242,009	30.8
Burglary	2,282,827	44,002	1.9
Larceny Theft	1,852,141	119,274	6.4
Auto Theft	5,583,411	2,733,427	49.0

WEST HOLLYWOOD STATION

TRAFFIC ACCIDENT AND ENFORCEMENT SUMMARY

<u>STATION TOTAL</u>	TRAFFIC ACCIDENTS	
	<u>1987-88</u>	<u>1986-87</u>
Total	765	765
Fatality	2	-
Injury	479	450
Non-Injury	284	315
<u>WEST HOLLYWOOD</u>		
Total	765	765
Fatality	2	-
Injury	479	450
Non-Injury	284	315

JUVENILE OPERATIONS BUREAU

Activity Summary

The Juvenile Operations Bureau is composed of two details which provide distinctly different services in their respective fields of specialization.

OPERATION SAFE STREETS

At stations with attached Operation Safe Streets (OSS) personnel, all cases routinely assigned to station investigative services that involve target street gang members are assigned to, and investigated by, Operation Safe Streets.

The Operation Safe Streets Detail is also responsible for information gathering in all station areas experiencing street gang problems. The detail performs additional functions which include selective gang suppression efforts, enhancing the flow of communication between our department and other agencies, development and maintenance of the Gang Reporting, Evaluation And Tracking (GREAT) system and representation of the department before various factions of government and the news media.

The Operation Safe Streets Detail is a highly mobile unit of street gang experts who can be deployed on short notice to any site within the Sheriff's Department's jurisdiction to address a problem concerning street gang activity.

	<u>1987-88</u>
Total cases handled	6,330
Total gang-related incidents	14,309
Gang arrests at target stations	6,333
Patrol arrests at target stations	3,944
OSS arrests at target stations	2,389
Criminal filings:	3,646
Complaints	1,625
Petitions	2,021
Homicides:	
Involving target gangs	56
Involving non-target gangs	28
All gangs Sheriff's jurisdiction	84
Involving gang vs. gang incidents	47

JUVENILE OPERATIONS BUREAU

ACTIVITY SUMMARY (CONTINUED)

GANG ENFORCEMENT TEAM

The County-wide Gang Enforcement Team is made up of uniformed personnel who specialize in the suppression of gang activity in the county of Los Angeles. The detail began when emergency funding was provided by the Board of Supervisors to impact the growing amount of gang activity occurring in the South Central Los Angeles area. Four gang teams were attached to Operation Safe Streets on March 18, 1988.

The deployment of Gang Enforcement Teams is determined by the number of incidents or type of gang activity affecting patrol stations located throughout the County of Los Angeles. Teams are available to impact the existing gang activity by providing directed patrol service and the selective enforcement of laws or municipal ordinances in those areas experiencing the greatest level of gang activity.

Gang Enforcement Teams are highly mobile and can respond to a variety of law enforcement needs, including, but not limited to, the suppression of gang activity, intervention during civil disorders, security at large events and disasters, or as a manpower tool to assist patrol or detective operations during emergencies.

The following statistics cover a period from March 18, 1988, through June 30, 1988.

	<u>1988</u>
Total Arrests:	1,399
Felonies	957
Misdemeanors	442
Adults	1,148
Juveniles	251
Weapons Recovered	112
Gang Members Identified	4,114

JUVENILE OPERATIONS BUREAU

ACTIVITY SUMMARY (CONTINUED)

SUSTANCE ABUSE AND NARCOTICS EDUCATION

The primary function of the SANE Program is to coordinate and implement a variety of curriculums to school districts on drug abuse prevention throughout the county. Our focus is in the elementary schools, specifically grades 4, 5 and 6. SANE participates in, and is responsible for, the following activities:

- Assist school educators in the unincorporated area and participating contract cities area in implementing a drug abuse education program in their respective schools.
- SANE deputies co-facilitate a variety of prevention curriculums in a team teaching format with elementary school educators. They are also available as a resource for junior high and high school drug prevention programs.
- Facilitate staff development sessions for school educators.
- Provide parent education programs relative to current drugs of abuse, their signs, and symptoms; and, keep parents apprised of what is being discussed in the schools for reinforcement in the home.
- A resource to the entire community with respect to drug prevention strategies, education and information.

Unincorporated Area:

School districts	44
Approximate schools	248
Approximate target population (4th, 5th and 6th)	48,000
Approximate classrooms (target population)	1,332
Approximate classrooms per deputy (target population) ..	88
Estimated classroom presentation per school year/per deputy	526

Contract Cities:

School districts	22
Schools	105
Approximate target population (4th, 5th and 6th)	20,000
Approximate classrooms (target population)	757

Total County Schools

School districts with SANE involvement	44
Schools with SANE involvement	253
Approximate target population (4th, 5th and 6th) with SANE	68,000
Approximate classrooms (target population) with SANE	2,100
School districts	54
Approximate schools	370
Contract City and Unincorporated Area schools remaining	117
Contract Cities and SANE involvement	16

JUVENILE OPERATIONS BUREAU
ACTIVITY SUMMARY (CONTINUED)

SANE/NON-SANE INVOLVED CONTRACT CITIES:

Antelope Valley Station
Lancaster *
Palmdale *

Avalon Station
Avalon

Carson Station
Carson *

Crescenta Valley Station
La Canada-Flintridge *

East Los Angeles Station
Commerce *

Industry Station
La Habra Heights
La Puente
Industry

Lakewood Station
Artesia
Bellflower
Cerritos
Hawaiian Gardens
Lakewood
Paramount

Lennox Station
Lawndale *

Lomita Station
Lomita
Rolling Hills
Rolling Hills Estates
Rancho Palos Verdes

Contract Cities:

21 Non-SANE involved
16 SANE involved
* Indicates SANE involvement

SANE Schools: 253 (Includes Unincorporated areas)

Non-SANE Schools:

117 Total non-involvement
370 Total schools

Lynwood Station
Lynwood

Malibu Station
Agoura Hills *
Hidden Hills *
Westlake Village *

Norwalk Station
La Mirada
Norwalk *
Santa Fe Springs *

Pico Rivera Station
Pico Rivera

Santa Clarita Station
Santa Clarita *

Temple City Station
Bradbury
Duarte *
Rosemead
South El Monte *
Temple City

Walnut/San Dimas Station
Walnut *
San Dimas

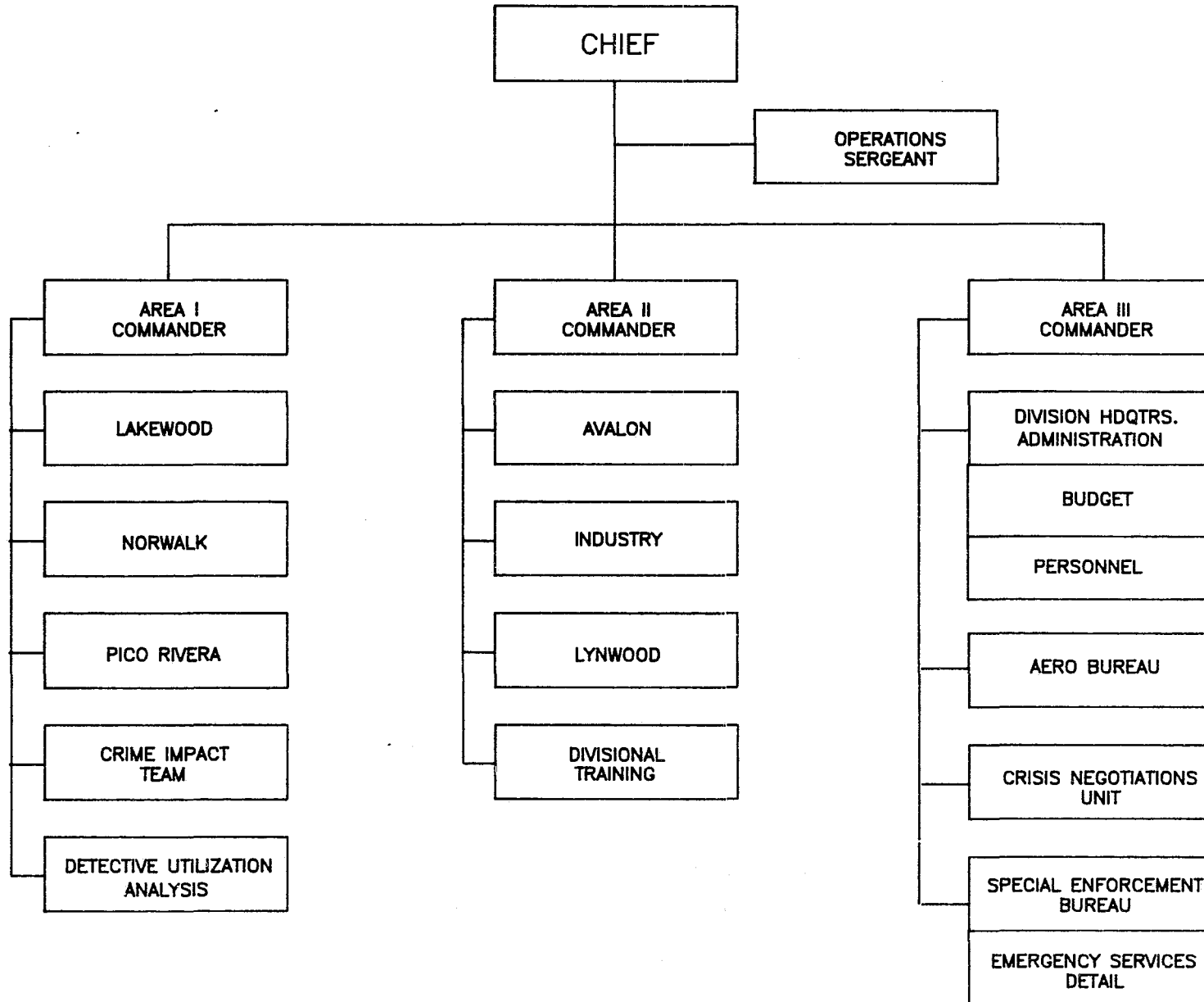
West Hollywood Station
West Hollywood *

Chapter 5

FIELD OPERATIONS

REGION III

FIELD OPERATIONS REGION III



JULY 1, 1988

BUDGETED PERSONNEL FOR FIELD OPERATIONS REGION III

	ADMINISTRATION DIVISION	AERO BUREAU	AVALON STATION	LYNWOOD STATION	INDUSTRY STATION	LAKWOOD STATION	NORWALK STATION	PICO RIVERA STATION	SPECIAL ENFORCEMENT BUREAU		
CHIEF	1										
AREA COMMANDER	3										
CAPTAIN		1		1	1	1	1	1	1		
LIEUTENANT	2	2	1	7	7	8	7	5	3		
SERGEANT	5	5	2	25	27	34	32	21	13		
DEPUTY SHERIFF, GENERALIST	9	23	7	138	172	210	191	77	77		
CHIEF, HELICOPTER MAINTENANCE		1									
SENIOR HELICOPTER MECHANIC		2									
HELICOPTER MECHANIC		9									
ADMINISTRATIVE ASSISTANT II					1		1				
STAFF ASSISTANT I											
SERVICES ASSISTANT SHERIFF	1	1		2	2	2	2	1	2		
SUPERVISING SHERIFF STATION CLERK				1	1	1	1	1			
SENIOR SECRETARY V	1										
PARKING CONTROL OFFICER				3		2					
SHERIFF STATION CLERK II			1	12	13	21	17	7			
SECRETARY V	2	1		1	1	1	1	1	1		
INTERMEDIATE STENOGRAPHER		1							2		
STATISTICAL ANALYST											
STATISTICAL CLERK					1	1	1				
STENOGRAPHER	2										
WAREHOUSE WORKER II		1									
SENIOR SYSTEMS AIDE				1							
TOTAL	26	47	11	191	226	281	254	114	99		

FIELD OPERATIONS REGION III*

SYNOPSIS

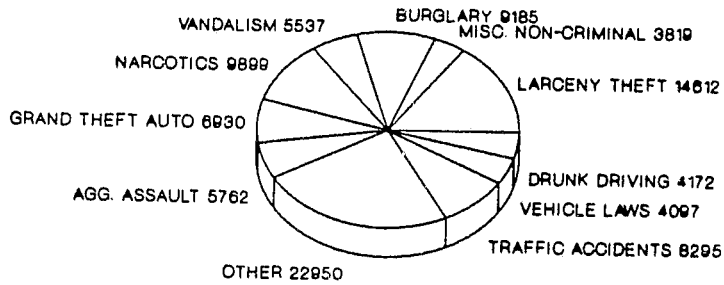
	FISCAL YEAR	FISCAL YEAR	PERCENT CHANGE	CRIME RATE PER 10,000 POP.	
	1987-88	1986-87		1987-88	1986-87
<u>TOTAL CASES HANDLED</u>	95,258	105,883	- 10		
PART I OFFENSES	39,730	45,498	- 13	502.86	508.87
Criminal Homicide	95	109	- 13	1.20	1.22
Forcible Rape	312	369	- 15	3.95	4.13
Robbery	2,502	2,711	- 8	31.67	30.32
Aggravated Assault	5,762	5,265	+ 9	72.93	58.89
Burglary	9,185	11,830	- 22	116.26	132.31
Larceny Theft	14,612	17,053	- 14	184.94	190.73
Grand Theft Auto	6,930	7,744	- 11	87.71	86.61
Arson	332	417	- 20	4.20	4.66
PART II OFFENSES	39,274	43,257	- 9	497.09	483.80
Non-Criminal Cases	16,254	17,128	- 5		
<u>TOTAL ARRESTS</u>	39,061	38,772	+ 1		
Adult Arrests	33,173	32,437	+ 2		
Juvenile Arrests	5,888	6,335	- 7		
<u>TOTAL CASE ASSIGNMENTS</u>	58,781	68,017	- 14		
Adult Detectives	58,446	66,770	- 12		
Juvenile Detectives	335	1,247	- 73		
<u>STOLEN AND RECOVERED PROPERTY</u>					
Amount Stolen	60,184,523	67,469,104	- 11		
Amount Recovered	17,457,316	19,620,503	- 11		
Percent Recovered	29.0	29.1			
<u>TRAFFIC ACCIDENTS</u>	11,740	11,065	+ 6		

	AREA IN SQUARE MILES	POPULATION 1987-88	CRIME RATE PER 10,000 POP.		PERCENT CHANGE
			1987-88	1986-87	
Total Area	290.63	790,073	502.86	508.87	- 1
Unincorporated Area	197.21	237,061	367.54	373.92	- 2
Contract Cities	93.42	553,012	560.87	585.01	- 4

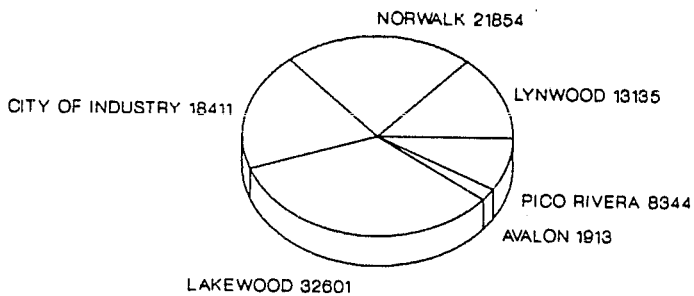
* Fiscal Year 1987-88 and 1986-87 data not comparable due to boundary change occurred in the Industry Station.

FIELD OPERATIONS REGION III

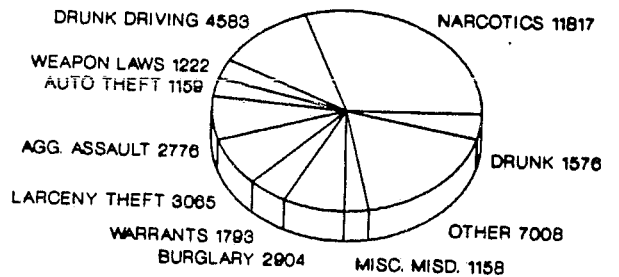
MOST FREQUENT CASES HANDLED



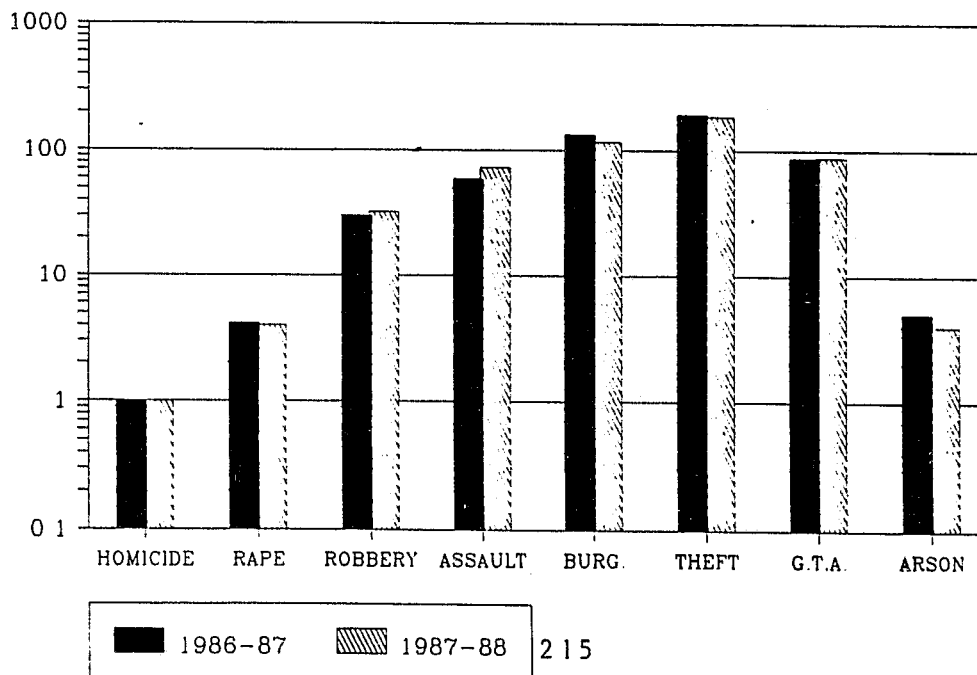
CASES HANDLED BY LOCATION



MOST FREQUENT ARRESTS



CRIME RATE RATE PER 10,000 POPULATION



FIELD OPERATIONS REGION III

	CASES AND ARRESTS			CASE ASSIGNMENTS	
	CASES HANDLED	ADULTS ARRESTED	JUVENILES ARRESTED	ADULT	JUVENILE
FISCAL YEAR 1987-88	95,258	33,173	5,888	58,446	335
FISCAL YEAR 1986-87	105,883	32,437	6,335	66,770	1,247
FISCAL YEAR 1985-86	99,305	34,578	7,593	66,611	1,199
% CHANGE LAST TWO YEARS	- 10	+ 2	- 7	- 12	- 73
<u>PART I CRIME OFFENSES</u>					
Criminal Homicide	95	65	17	42	-
Forcible Rape	312	132	10	279	-
Robbery	2,502	757	283	2,295	1
Aggravated Assault	5,762	2,380	396	5,019	1
Burglary	9,185	1,938	966	9,076	1
Larceny Theft	14,612	2,443	622	12,787	4
Grand Theft Auto	6,930	742	417	6,787	1
Arson	332	32	13	47	-
Subtotal	39,730	8,489	2,724	36,332	8
<u>ALL OTHER OFFENSES</u>					
Forgery	326	71	11	144	-
Fraud and NSF Checks	3,538	134	17	3,469	-
Sex Offenses Felony	677	314	48	356	-
Sex Offenses Misdemeanors	855	163	2	664	-
Assaults, Non-Aggravated	2,495	786	148	1,142	-
Weapon Laws	1,337	991	231	691	5
Offenses Against Family	52	21	-	48	1
Narcotics	9,899	10,904	913	1,000	17
Liquor Laws	660	141	124	107	1
Drunk-Alcohol/Drugs	1,330	1,488	88	114	-
Disorderly Conduct	1,450	275	92	1,157	-
Vagrancy	18	34	13	8	-
Gambling	30	75	16	6	1
Drunk Driving-Vehicle/Boat	4,172	4,532	51	272	9
Vehicle/Boating Laws	4,097	750	93	868	68
Vandalism	5,537	213	207	4,999	5
Warrants	32	1,786	7	17	-
Receiving Stolen Property	319	701	241	287	-
Federal Offenses W/O Money	23	20	3	21	-
Federal Offenses With Money	78	-	-	74	-
Felonies, Miscellaneous	873	271	41	765	1
Misdemeanors, Miscellaneous	1,476	1,014	144	400	1
Subtotal	39,274	24,684	2,490	16,609	109
<u>NON-CRIMINAL</u>					
Persons Missing	2,639	-	9	2,063	35
Juvenile, Non-Criminal	43	-	647	34	-
Commitments	3	-	-	1	1
Miscellaneous, Non-Criminal	3,819	-	18	2,834	-
Suicide and Attempt	382	-	-	286	-
Mentally Ill	285	-	-	47	-
Accidents, Traffic/Veh./Boat	8,295	-	-	179	182
Accidents, Miscellaneous	298	-	-	41	-
Persons Dead	490	-	-	20	-
Subtotal	16,254	-	674	5,505	218

FIELD OPERATIONS REGION III

PART I OFFENSES CLEARED

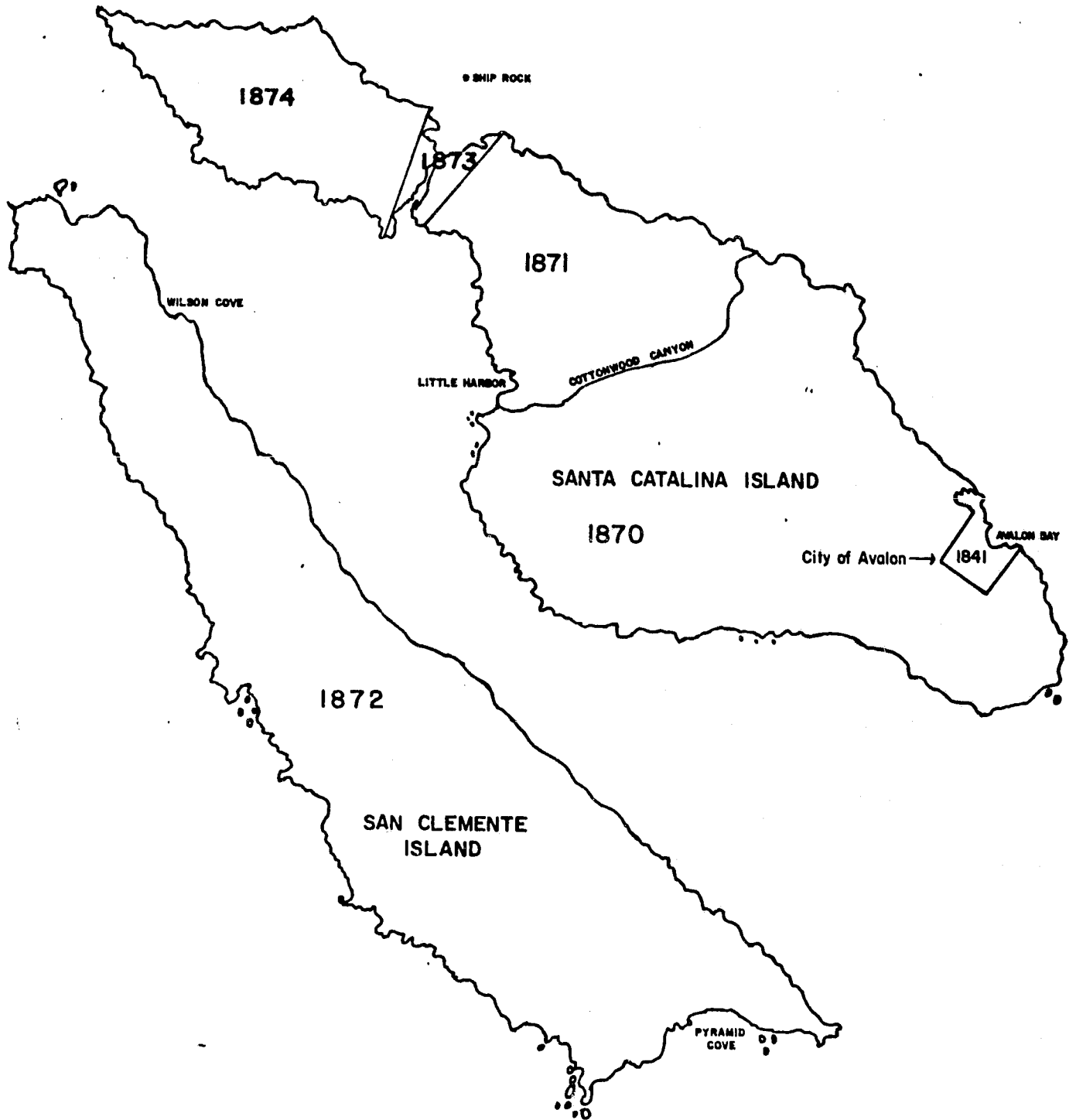
ACTUAL KNOWN OFFENSES	DIVISION TOTAL
TOTAL PART I OFFENSES	39,693
Number Cleared	7,484
Percent Cleared	18.9
CRIMINAL HOMICIDE	87
Number Cleared	61
Percent Cleared	70.1
FORCIBLE RAPE	312
Number Cleared	168
Percent Cleared	53.8
ROBBERY	2,500
Number Cleared	954
Percent Cleared	38.2
AGGRAVATED ASSAULT	5,761
Number Cleared	2,437
Percent Cleared	42.3
BURGLARY	9,181
Number Cleared	1,439
Percent Cleared	15.7
LARCENY THEFT	14,595
Number Cleared	1,916
Percent Cleared	13.1
GRAND THEFT AUTO	6,925
Number Cleared	473
Percent Cleared	6.8
ARSON	332
Number Cleared	36
Percent Cleared	10.8

STOLEN AND RECOVERED PROPERTY

	AMOUNT STOLEN	AMOUNT RECOVERED	PERCENT
TOTAL	60,14,523	17,457,316	29.0
Homicide	7,001	7,000	100.0
Rape	22,363	16,000	71.5
Robbery	2,788,044	694,467	24.9
Burglary	10,059,987	535,984	5.3
Larceny Theft	10,566,074	1,028,044	9.7
Auto Theft	36,741,054	15,175,821	41.3

TRAFFIC ACCIDENT AND ENFORCEMENT SUMMARY

	TRAFFIC ACCIDENTS	
	1987-88	1986-87
TOTAL	11,740	11,065
Fatality	39	30
Injury	4,198	3,839
Non-Injury	7,503	7,196



AVALON AREA

AVALON STATION

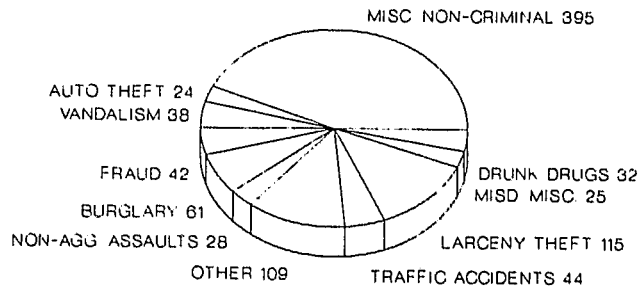
SYNOPSIS

	FISCAL YEAR	FISCAL YEAR	PERCENT CHANGE	CRIME RATE PER 10,000 POP.	
	1987-88	1986-87		1987-88	1986-87
<u>TOTAL CASES HANDLED</u>	913	865	+ 6		
<u>PART I OFFENSES</u>	228	207	+ 10	849.48	770.95
Criminal Homicide	-	-	-	-	-
Forcible Rape	1	3	- 67	3.73	11.17
Robbery	1	2	- 50	3.73	7.45
Aggravated Assault	21	33	- 36	78.24	122.91
Burglary	61	48	+ 27	227.27	178.77
Larceny Theft	115	95	+ 21	428.46	353.82
Grand Theft Auto	24	22	+ 9	89.42	81.94
Arson	5	4	+ 25	18.63	14.90
<u>PART II OFFENSES</u>	220	230	- 4	819.67	856.61
Non-Criminal Cases	465	428	+ 9		
<u>TOTAL ARRESTS</u>	177	210	- 16		
Adult Arrests	162	178	- 9		
Juvenile Arrests	15	32	- 53		
<u>TOTAL CASE ASSIGNMENTS</u>	801	817	- 2		
Adult Detectives	801	817	- 2		
Juvenile Detectives	-	-	-		
<u>STOLEN AND RECOVERED PROPERTY</u>					
Amount Stolen	160,644	206,783	- 22		
Amount Recovered	93,330	53,478	+ 75		
Percent Recovered	58.1	25.9			
<u>TRAFFIC ACCIDENTS</u>	41	32	+ 28		

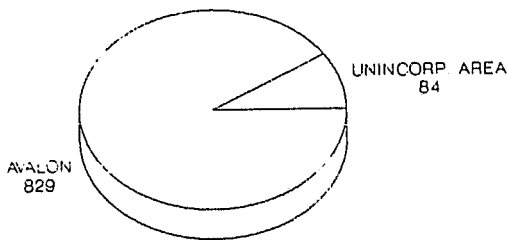
	AREA IN SQUARE MILES	POPULATION 1987-88	CRIME RATE PER 10,000 POP.		PERCENT CHANGE
			PART I OFFENSES		
			1987-88	1986-87	
Total Area	131.23	2,684	849.48	770.95	+ 10
Unincorporated Area	129.98	285	666.67	877.19	- 24
Avalon	1.25	2,399	871.20	758.33	+ 15

AVALON STATION

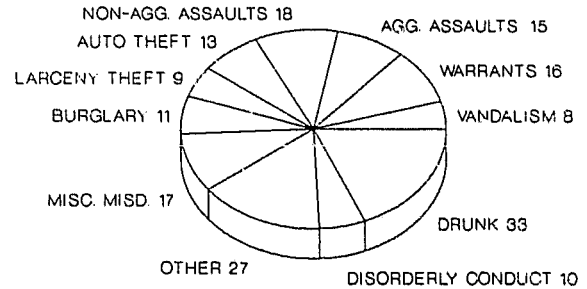
MOST FREQUENT CASES HANDLED



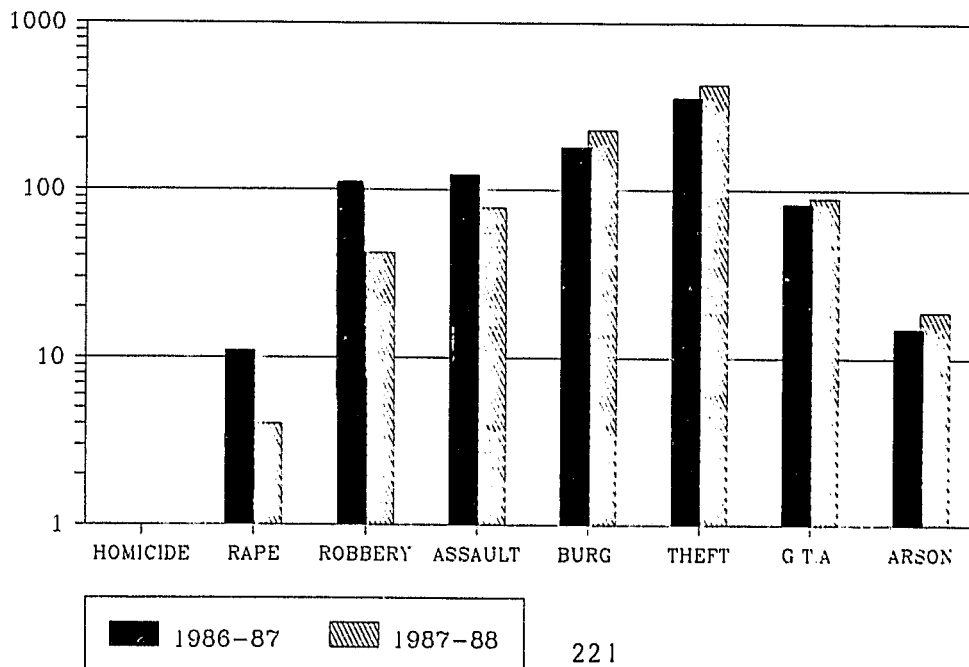
CASES HANDLED BY LOCATION



MOST FREQUENT ARRESTS



CRIME RATE RATE PER 10,000 POPULATION



A V A L O N S T A T I O N

	CASES AND ARRESTS			CASE ASSIGNMENTS	
	CASES HANDLED	ADULTS ARRESTED	JUVENILES ARRESTED	ADULT	JUVENILE
FISCAL YEAR 1987-88	913	162	15	801	-
FISCAL YEAR 1986-87	865	178	32	817	-
FISCAL YEAR 1985-86	911	163	38	801	-
% CHANGE LAST TWO YEARS	+ 6	- 9	- 53	- 2	-
<u>PART I CRIME OFFENSES .</u>					
Criminal Homicide	-	-	-	-	-
Forcible Rape	1	-	-	1	-
Robbery	1	-	-	1	-
Aggravated Assault	21	15	-	20	-
Burglary	61	10	1	61	-
Larceny Theft	115	9	-	112	-
Grand Theft Auto	24	8	5	19	-
Arson	5	-	-	-	-
Subtotal	228	42	6	214	-
<u>ALL OTHER OFFENSES</u>					
Forgery	3	-	-	3	-
Fraud and NSF Checks	42	-	-	42	-
Sex Offenses Felony	-	-	-	-	-
Sex Offenses Misdemeanors	1	-	-	1	-
Assaults, Non-Aggravated	28	16	2	26	-
Weapon Laws	3	2	-	3	-
Offenses Against Family	-	-	-	-	-
Narcotics	21	6	1	6	-
Liquor Laws	4	3	1	4	-
Drunk-Alcohol/Drugs	32	31	2	25	-
Disorderly Conduct	11	8	2	11	-
Vagrancy	-	-	-	-	-
Gambling	-	-	-	-	-
Drunk Driving-Vehicle/Boat	4	4	-	1	-
Vehicle/Boating Laws	5	6	-	2	-
Vandalism	38	8	-	38	-
Warrants	-	16	-	-	-
Receiving Stolen Property	1	-	-	1	-
Federal Offenses W/O Money	-	-	-	-	-
Federal Offenses With Money	-	-	-	-	-
Felonies, Miscellaneous	2	3	-	2	-
Misdemeanors, Miscellaneous	25	17	-	25	-
Subtotal	220	120	8	190	-
<u>NON-CRIMINAL</u>					
Persons Missing	6	-	-	-	-
Juvenile, Non-Criminal	1	-	1	1	-
Commitments	-	-	-	-	-
Miscellaneous, Non-Criminal	395	-	-	374	-
Suicide and Attempt	1	-	-	1	-
Mentally Ill	4	-	-	3	-
Accidents, Traffic/Veh./Boat	44	-	-	14	-
Accidents, Miscellaneous	7	-	-	4	-
Persons Dead	7	-	-	-	-
Subtotal	465	-	1	397	-

AVALON STATION

	Avalon-Unincorporated			City of Avalon		
	CASES HANDLED	ADULTS ARRESTED	JUVENILES ARRESTED	CASES HANDLED	ADULTS ARRESTED	JUVENILES ARRESTED
FISCAL YEAR 1987-88	84	8	2	829	154	13
FISCAL YEAR 1986-87	87	12	3	778	166	29
FISCAL YEAR 1985-86	73	14	3	838	149	35
% CHANGE LAST TWO YEARS	- 3	- 33	- 33	+ 7	- 7	- 55
<u>PART I CRIME OFFENSES</u>						
Criminal Homicide	-	-	-	-	-	-
Forcible Rape	-	-	-	1	-	-
Robbery	-	-	-	1	-	-
Aggravated Assault	1	1	-	20	14	-
Burglary	6	-	-	55	10	1
Larceny Theft	9	1	-	106	8	-
Grand Theft Auto	1	-	-	23	8	5
Arson	2	-	-	3	-	-
Subtotal	19	2	-	209	40	6
<u>ALL OTHER OFFENSES</u>						
Forgery	1	-	-	2	-	-
Fraud and NSF Checks	-	-	-	42	-	-
Sex Offenses Felony	-	-	-	-	-	-
Sex Offenses Misdemeanors	-	-	-	1	-	-
Assaults, Non-Aggravated	-	-	-	28	16	2
Weapon Laws	-	-	-	3	2	-
Offenses Against Family	-	-	-	-	-	-
Narcotics	1	-	-	20	6	1
Liquor Laws	-	-	-	4	3	1
Drunk-Alcohol/Drugs	2	2	-	30	29	2
Disorderly Conduct	-	-	2	11	8	-
Vagrancy	-	-	-	-	-	-
Gambling	-	-	-	-	-	-
Drunk Driving-Vehicle/Boat	1	-	-	3	4	-
Vehicle/Boating Laws	-	-	-	5	6	-
Vandalism	4	-	-	34	8	-
Warrants	-	-	-	-	16	-
Receiving Stolen Property	-	-	-	1	-	-
Federal Offenses W/O Money	-	-	-	-	-	-
Federal Offenses With Money	-	-	-	-	-	-
Felonies, Miscellaneous	-	1	-	2	2	-
Misdemeanors, Miscellaneous	7	3	-	18	14	-
Subtotal	16	6	2	204	114	6
<u>NON-CRIMINAL</u>						
Persons Missing	1	-	-	5	-	-
Juvenile, Non-Criminal	-	-	-	1	-	1
Commitments	-	-	-	-	-	-
Miscellaneous, Non-Criminal	35	-	-	360	-	-
Suicide and Attempt	1	-	-	-	-	-
Mentally Ill	-	-	-	4	-	-
Accidents, Traffic/Veh./Boat	6	-	-	38	-	-
Accidents, Miscellaneous	1	-	-	6	-	-
Persons Dead	5	-	-	2	-	-
Subtotal	49	-	-	416	-	1

AVALON STATION
OFFENSES BY REPORTING DISTRICT

	Avalon	Unincorporated				
	<u>1841</u>	<u>1870</u>	<u>1871</u>	<u>1872</u>	<u>1873</u>	<u>1874</u>
<u>PART I CRIME OFFENSES</u>						
Criminal Homicide	-	-	-	-	-	-
Forcible Rape	1	-	-	-	-	-
Robbery	1	-	-	-	-	-
Aggravated Assault	20	1	-	-	-	-
Burglary	55	5	-	-	-	-
Larceny Theft	106	4	1	-	-	-
Grand Theft Auto	23	-	-	-	-	-
Arson	3	-	-	-	-	-
Subtotal	209	10	1	-	-	-
<u>ALL OTHER OFFENSES</u>						
Forgery	2	-	-	-	-	-
Fraud and NSF Checks	42	-	-	-	-	-
Sex Offenses Felony	-	-	-	-	-	-
Sex Offenses Misdemeanors	1	-	-	-	-	-
Assaults, Non-Aggravated	28	-	-	-	-	-
Weapons Laws	3	-	-	-	-	-
Offenses Against Family	-	-	-	-	-	-
Narcotics	20	-	-	-	-	-
Liquor Laws	4	-	-	-	-	-
Drunk-Alcohol/Drugs	30	-	-	-	-	-
Disorderly Conduct	11	-	-	-	-	-
Vagrancy	-	-	-	-	-	-
Gambling	-	-	-	-	-	-
Drunk Driving-Vehicle/Boat	3	1	-	-	-	-
Vehicle/Boating Laws	5	-	-	-	-	-
Vandalism	34	3	-	-	-	-
Warrants	-	-	-	-	-	-
Receiving Stolen Property	1	-	-	-	-	-
Federal Offenses W/O Money	-	-	-	-	-	-
Federal Offenses With Money	-	-	-	-	-	-
Felonies, Miscellaneous	2	-	-	-	-	-
Misdemeanors, Miscellaneous	18	6	-	-	-	-
Subtotal	204	10	-	-	-	-
<u>NON-CRIMINAL</u>						
Persons Missing	5	1	-	-	-	-
Juvenile, Non-Criminal	1	-	-	-	-	-
Commitments	-	-	-	-	-	-
Miscellaneous, Non-Criminal	360	11	1	1	1	1
Suicide and Attempt	-	-	-	-	-	-
Mentally Ill	4	-	-	-	-	-
Accidents, Traffic/Veh./Boat	38	4	-	-	1	1
Accidents, Miscellaneous	6	-	-	-	-	-
Persons Dead	2	-	1	1	1	1
Subtotal	416	16	2	2	3	3

AVALON STATION

PART I OFFENSES CLEARED

ACTUAL KNOWN OFFENSES	STATION TOTAL	UNINCORPORATED	AVALON
TOTAL PART I OFFENSES	228	19	209
Number Cleared	38	5	33
Percent Cleared	16.7	26.3	15.8
CRIMINAL HOMICIDE	-	-	-
Number Cleared	-	-	-
Percent Cleared	-	-	-
FORCIBLE RAPE	1	-	1
Number Cleared	-	-	-
Percent Cleared	-	-	-
ROBBERY	1	-	1
Number Cleared	-	-	-
Percent Cleared	-	-	-
AGGRAVATED ASSAULT	21	1	20
Number Cleared	13	1	12
Percent Cleared	61.9	100.0	60.0
BURGLARY	61	6	55
Number Cleared	2	1	1
Percent Cleared	3.3	16.7	1.8
LARCENY THEFT	115	9	106
Number Cleared	21	3	18
Percent Cleared	18.3	33.3	17.0
GRAND THEFT AUTO	24	1	23
Number Cleared	2	-	2
Percent Cleared	8.3	-	8.7
ARSON	5	2	3
Number Cleared	-	-	-
Percent Cleared	-	-	-

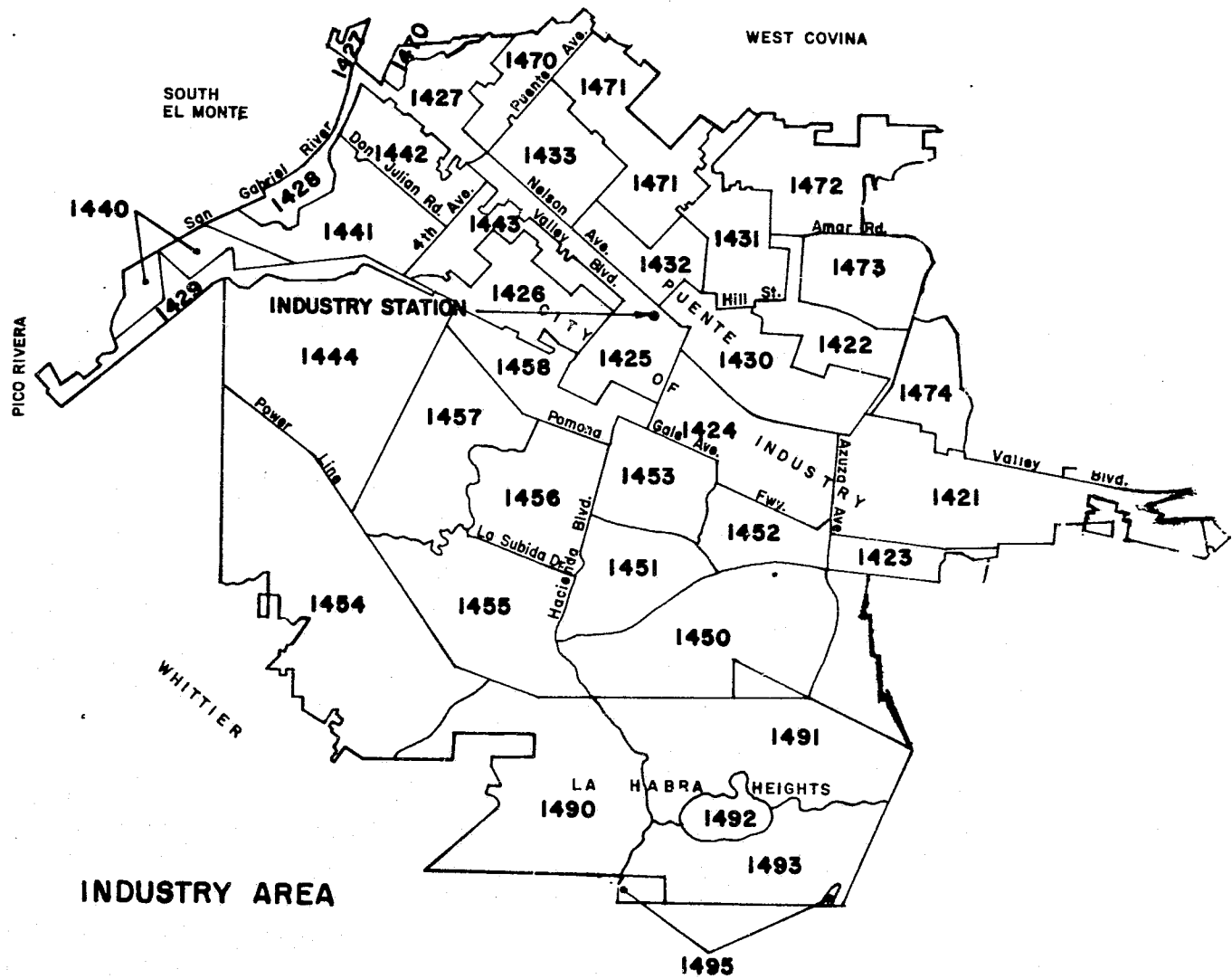
STOLEN AND RECOVERED PROPERTY

	AMOUNT STOLEN	AMOUNT RECOVERED	PERCENT
TOTAL	160,644	93,330	58.1
Homicide	-	-	-
Rape	-	-	-
Robbery	160	-	-
Burglary	34,221	5,522	16.1
Larceny Theft	61,913	24,858	40.1
Auto Theft	64,350	62,950	97.8

A V A L O N S T A T I O N

TRAFFIC ACCIDENT AND ENFORCEMENT SUMMARY

<u>STATION TOTAL</u>	TRAFFIC ACCIDENTS	
	<u>1987-88</u>	<u>1986-87</u>
Total	41	32
Fatality	-	-
Injury	28	18
Non-Injury	13	14
 <u>AVALON</u>		
Total	41	32
Fatality	-	-
Injury	28	18
Non-Injury	13	14



INDUSTRY STATION*

SYNOPSIS

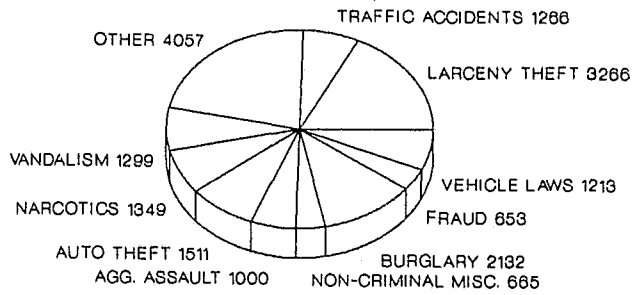
	FISCAL YEAR	FISCAL YEAR	PERCENT CHANGE	CRIME RATE PER 10,000 POP.	
	1987-88	1986-87		1987-88	1986-87
<u>TOTAL CASES HANDLED</u>	18,411	25,911	- 29		
<u>PART I OFFENSES</u>	8,398	12,463	- 33	517.49	466.52
Criminal Homicide	12	18	- 33	.74	.67
Forcible Rape	62	77	- 19	3.82	2.88
Robbery	360	509	- 29	22.18	19.05
Aggravated Assault	1,000	1,170	- 15	61.62	43.80
Burglary	2,132	3,506	- 39	131.38	131.24
Larceny Theft	3,266	4,806	- 32	201.25	179.90
Grand Theft Auto	1,511	2,273	- 34	93.11	85.08
Arson	55	104	- 47	3.39	3.89
<u>PART II OFFENSES</u>	7,415	10,220	- 27	456.92	382.56
Non-Criminal Cases	2,598	3,228	- 20		
<u>TOTAL ARRESTS</u>	6,577	8,513	- 23		
Adult Arrests	5,627	6,929	- 19		
Juvenile Arrests	950	1,584	- 40		
<u>TOTAL CASE ASSIGNMENTS</u>	12,200	18,318	- 33		
Adult Detectives	12,198	18,311	- 33		
Juvenile Detectives	2	7	- 71		
<u>STOLEN AND RECOVERED PROPERTY</u>					
Amount Stolen	15,642,258	22,237,959	- 30		
Amount Recovered	5,832,705	7,821,180	- 25		
Percent Recovered	37.3	35.2			
<u>TRAFFIC ACCIDENTS</u>	1,461	1,351	+ 8		

	AREA IN SQUARE MILES	POPULATION 1987-88	CRIME RATE PER 10,000 POP.		PERCENT CHANGE
			PART I OFFENSES 1987-88	1986-87	
Total Area	102.16	162,283	517.49	466.52	+ 11
Unincorporated Area	80.62	122,863	311.40	344.51	- 10
City of Industry	11.70	468	54,636.75	40,638.30	+ 34
La Puente	3.45	33,217	562.06	600.01	- 6
La Habra Heights	6.39	5,735	258.06	215.66	+ 20

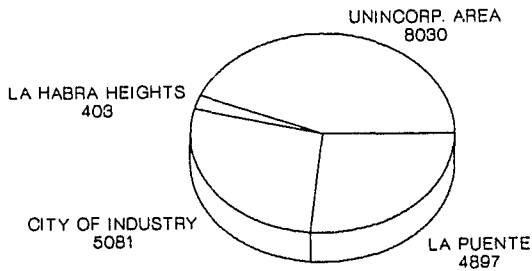
* Fiscal year 1987-88 and 1986-87 Data not comparable due to boundary changes

INDUSTRY STATION

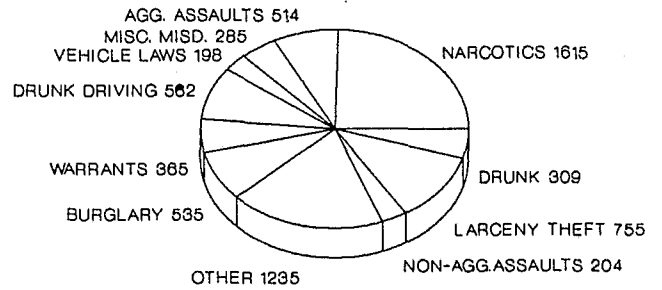
MOST FREQUENT CASES HANDLED



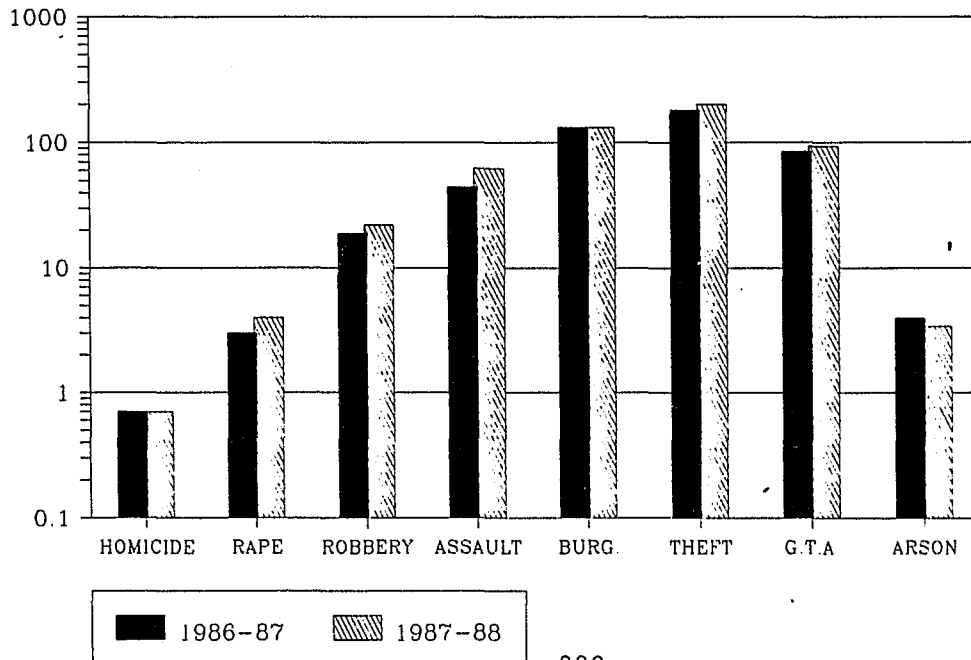
CASES HANDLED BY LOCATION



MOST FREQUENT ARRESTS



CRIME RATE RATE PER 10,000 POPULATION



I N D U S T R Y S T A T I O N

	CASES AND ARRESTS			CASE ASSIGNMENTS	
	CASES HANDLED	ADULTS ARRESTED	JUVENILES ARRESTED	ADULT	JUVENILE
FISCAL YEAR 1987-88	18,411	5,627	950	12,198	2
FISCAL YEAR 1986-87	25,911	6,929	1,584	18,311	7
FISCAL YEAR 1985-86	26,244	6,955	1,694	19,277	-
% CHANGE LAST TWO YEARS	- 29	- 19	- 40	- 33	- 71
<u>PART I CRIME OFFENSES</u>					
Criminal Homicide	12	6	-	3	-
Forcible Rape	62	19	1	55	-
Robbery	360	132	34	332	-
Aggravated Assault	1,000	453	61	902	-
Burglary	2,132	376	159	2,111	-
Larceny Theft	3,266	638	117	2,788	-
Grand Theft Auto	1,511	109	78	1,491	-
Arson	55	3	-	4	-
Subtotal	8,398	1,736	450	7,686	-
<u>ALL OTHER OFFENSES</u>					
Forgery	55	13	3	29	-
Fraud and NSF Checks	653	24	-	641	-
Sex Offenses Felony	126	56	7	66	-
Sex Offenses Misdemeanors	144	13	-	126	-
Assaults, Non-Aggravated	538	176	28	235	-
Weapon Laws	238	150	45	148	-
Offenses Against Family	12	2	-	12	-
Narcotics	1,349	1,504	111	129	-
Liquor Laws	44	17	12	9	-
Drunk-Alcohol/Drugs	336	292	17	23	-
Disorderly Conduct	280	49	8	228	-
Vagrancy	2	-	-	1	-
Gambling	2	-	-	1	-
Drunk Driving-Vehicle/Boat	513	556	6	24	-
Vehicle/Boating Laws	1,213	170	28	341	1
Vandalism	1,299	34	24	1,221	-
Warrants	9	363	2	6	-
Receiving Stolen Property	78	141	54	75	-
Federal Offenses W/O Money	1	7	3	1	-
Federal Offenses With Money	11	-	-	10	-
Felonies, Miscellaneous	161	54	8	137	-
Misdemeanors, Miscellaneous	351	270	15	68	1
Subtotal	7,415	3,891	371	3,531	2
<u>NON-CRIMINAL</u>					
Persons Missing	478	-	2	397	-
Juvenile, Non-Criminal	11	-	125	6	-
Commitments	-	-	-	-	-
Miscellaneous, Non-Criminal	665	-	2	470	-
Suicide and Attempt	75	-	-	58	-
Mentally Ill	3	-	-	2	-
Accidents, Traffic/Veh./Boat	1,266	-	-	40	-
Accidents, Miscellaneous	21	-	-	7	-
Persons Dead	79	-	-	1	-
Subtotal	2,598	-	129	981	-

I N D U S T R Y S T A T I O N

CASES HANDLED	Industry-Unincorporated			City of Industry		
	ADULTS ARRESTED	JUVENILES ARRESTED	CASES HANDLED	CASES HANDLED	ADULTS ARRESTED	JUVENILES ARRESTED
FISCAL YEAR 1987-88	8,030	2,367	466	5,081	1,416	214
FISCAL YEAR 1986-87	14,145	3,650	946	4,768	1,300	246
FISCAL YEAR 1985-86	14,181	3,540	935	4,591	1,433	295
% CHANGE LAST TWO YEARS	- 43	- 35	- 51	+ 7	+ 9	- 13
<u>PART I CRIME OFFENSES</u>						
Criminal Homicide	5	3	-	1	1	-
Forcible Rape	34	8	1	4	1	-
Robbery	148	62	17	69	27	4
Aggravated Assault	589	260	34	91	52	6
Burglary	1,294	138	62	312	152	56
Larceny Theft	1,125	75	27	1,471	495	75
Grand Theft Auto	602	56	42	603	16	13
Arson	29	-	-	6	-	-
Subtotal	3,826	602	183	2,557	744	154
<u>ALL OTHER OFFENSES</u>						
Forgery	12	5	3	25	5	-
Fraud and NSF Checks	184	5	-	405	11	-
Sex Offenses Felony	87	34	5	1	6	-
Sex Offenses Misdemeanors	85	4	-	10	1	-
Assaults, Non-Aggravated	282	84	19	80	36	5
Weapon Laws	117	72	18	42	26	13
Offenses Against Family	6	2	-	1	-	-
Narcotics	660	725	55	145	163	9
Liquor Laws	25	15	7	5	-	1
Drunk-Alcohol/Drugs	135	137	9	48	51	1
Disorderly Conduct	191	28	2	22	3	2
Vagrancy	-	-	-	-	-	-
Gambling	1	-	-	-	-	-
Drunk Driving-Vehicle/Boat	183	194	2	131	145	1
Vehicle/Boating Laws	356	75	12	362	44	7
Vandalism	790	19	11	205	4	5
Warrants	5	181	1	3	87	-
Receiving Stolen Property	48	77	32	19	38	5
Federal Offenses W/O Money	1	1	2	-	1	-
Federal Offenses With Money	6	-	-	3	-	-
Felonies, Miscellaneous	60	20	2	67	27	4
Misdemeanors, Miscellaneous	131	87	2	99	24	1
Subtotal	3,365	1,765	182	1,673	672	54
<u>NON-CRIMINAL</u>						
Persons Missing	328	-	-	6	-	2
Juvenile, Non-Criminal	6	-	99	3	-	4
Commitments	-	-	-	-	-	-
Miscellaneous, Non-Criminal	345	-	2	151	-	-
Suicide and Attempt	56	-	-	3	-	-
Mentally Ill	3	-	-	-	-	-
Accidents, Traffic/Veh./Boat	40	-	-	675	-	-
Accidents, Miscellaneous	6	-	-	7	-	-
Persons Dead	55	-	-	6	-	-
Subtotal	839	-	101	851	-	6

I N D U S T R Y S T A T I O N

City of La Puente

City of La Habra Heights

	CASES HANDLED	ADULTS ARRESTED	JUVENILES ARRESTED	CASES HANDLED	ADULTS ARRESTED	JUVENILES ARRESTED
FISCAL YEAR 1987-88	4,897	1,773	253	403	71	17
FISCAL YEAR 1986-87	5,001	1,636	312	415	69	20
FISCAL YEAR 1985-86	5,276	1,636	308	452	76	25
% CHANGE LAST TWO YEARS	- 2	+ 8	- 19	- 3	+ 3	- 15
<u>PART I CRIME OFFENSES</u>						
Criminal Homicide	6	2	-	-	-	-
Forcible Rape	23	10	-	1	-	-
Robbery	142	42	13	1	1	-
Aggravated Assault	307	137	21	13	4	-
Burglary	458	82	35	68	4	6
Larceny Theft	621	67	13	49	1	2
Grand Theft Auto	295	35	23	11	2	-
Arson	15	2	-	5	1	-
Subtotal	1,867	377	105	148	13	8
<u>ALL OTHER OFFENSES</u>						
Forgery	17	3	-	1	-	-
Fraud and NSF Checks	64	8	-	-	-	-
Sex Offenses Felony	36	16	2	2	-	-
Sex Offenses Misdemeanors	48	8	-	1	-	-
Assaults, Non-Aggravated	166	54	4	10	2	-
Weapon Laws	78	51	14	1	1	-
Offenses Against Family	5	-	-	-	-	-
Narcotics	524	604	43	20	12	4
Liquor Laws	14	2	4	-	-	-
Drunk-Alcohol/Drugs	153	103	7	-	1	-
Disorderly Conduct	54	18	4	13	-	-
Vagrancy	2	-	-	-	-	-
Gambling	-	-	-	1	-	-
Drunk Driving-Vehicle/Boat	182	198	3	17	19	-
Vehicle/Boating Laws	451	45	6	44	6	3
Vandalism	279	9	6	25	2	2
Warrants	1	84	1	-	11	-
Receiving Stolen Property	10	25	17	1	1	-
Federal Offenses W/O Money	-	5	1	-	-	-
Federal Offenses With Money	2	-	-	-	-	-
Felonies, Miscellaneous	31	7	2	3	-	-
Misdemeanors, Miscellaneous	115	156	12	6	3	-
Subtotal	2,232	1,396	126	145	58	9
<u>NON-CRIMINAL</u>						
Persons Missing	138	-	-	6	-	-
Juvenile, Non-Criminal	2	-	22	-	-	-
Commitments	-	-	-	-	-	-
Miscellaneous, Non-Criminal	155	-	-	14	-	-
Suicide and Attempt	15	-	-	1	-	-
Mentally Ill	-	-	-	-	-	-
Accidents, Traffic/Veh./Boat	465	-	-	86	-	-
Accidents, Miscellaneous	8	-	-	-	-	-
Persons Dead	15	-	-	3	-	-
Subtotal	798	-	22	110	-	-

INDUSTRY STATION
OFFENSES BY REPORTING DISTRICT

	Industry									
	1410	1411	1412	1413	1414	1415	1416	1417	1418	1419
<u>PART I CRIME OFFENSES</u>										
Criminal Homicide	-	-	1	-	-	-	-	-	-	-
Forcible Rape	1	-	-	-	1	1	1	-	-	-
Robbery	6	-	1	-	15	3	34	4	6	-
Aggravated Assault	8	-	12	4	23	6	21	7	8	2
Burglary	10	2	19	26	72	20	51	31	65	16
Larceny Theft	59	2	49	53	235	50	801	54	140	22
Grand Theft Auto	31	-	36	26	76	26	282	6	114	6
Arson	1	-	-	2	1	-	-	-	2	-
Subtotal	116	4	118	111	423	106	1,190	102	335	46
<u>ALL OTHER OFFENSES</u>										
Forgery	-	-	-	1	5	1	12	1	4	1
Fraud and NSF Checks	3	-	2	4	33	5	52	3	300	3
Sex Offenses Felony	-	-	-	-	1	-	-	-	-	-
Sex Offenses Misdemeanors	-	-	-	-	5	-	1	-	3	1
Assaults, Non-Aggravated	9	-	9	4	10	-	28	12	4	3
Weapon Laws	2	-	5	-	15	1	13	2	4	-
Offenses Against Family	1	-	-	-	-	-	-	-	-	-
Narcotics	16	2	9	8	48	11	28	8	15	-
Liquor Laws	-	-	1	-	-	-	-	1	3	-
Drunk-Alcohol/Drugs	5	1	3	2	18	3	8	2	6	-
Disorderly Conduct	1	-	2	1	5	2	6	-	4	1
Vagrancy	-	-	-	-	-	-	-	-	-	-
Gambling	-	-	-	-	-	-	-	-	-	-
Drunk Driving-Vehicle/Boat	6	-	12	9	48	16	7	7	25	1
Vehicle/Boating Laws	10	2	32	32	78	37	84	10	63	7
Vandalism	15	-	11	17	37	10	66	16	26	6
Warrants	1	-	-	-	2	-	-	-	-	-
Receiving Stolen Property	1	-	2	1	7	2	5	1	-	-
Federal Offenses W/O Money	-	-	-	-	-	-	-	-	-	-
Federal Offenses With Money	1	-	1	-	-	-	-	-	1	-
Felonies, Miscellaneous	4	-	-	3	19	5	18	3	13	2
Misdemeanors, Miscellaneous	2	-	7	7	23	6	15	9	28	2
Subtotal	77	5	96	89	354	99	343	75	499	27
<u>NON-CRIMINAL</u>										
Persons Missing	1	-	3	-	1	-	-	1	-	-
Juvenile, Non-Criminal	1	-	-	-	1	-	1	-	-	-
Commitments	-	-	-	-	-	-	-	-	-	-
Miscellaneous, Non-Criminal	9	2	7	8	57	9	38	5	14	1
Suicide and Attempt	-	-	-	-	2	-	-	-	1	-
Mentally Ill	-	-	-	-	-	-	-	-	-	-
Accidents, Traffic/Veh./Boat	45	2	51	52	133	80	87	32	146	32
Accidents, Miscellaneous	-	-	2	2	2	1	-	-	-	-
Persons Dead	1	-	-	-	3	-	1	-	-	1
Subtotal	57	4	63	62	199	90	127	38	161	34

INDUSTRY STATION
OFFENSES BY REPORTING DISTRICT

	La Puente					La Habra Heights				
	1430	1431	1432	1433	1434	1450	1451	1452	1453	1454
<u>PART I CRIME OFFENSES</u>										
Criminal Homicide	2	2	1	-	1	-	-	-	-	-
Forcible Rape	13	3	2	-	5	1	-	-	-	-
Robbery	43	17	45	2	35	-	-	-	1	-
Aggravated Assault	72	44	99	6	86	8	1	-	3	1
Burglary	112	79	109	12	146	24	10	-	31	3
Larceny Theft	169	95	177	23	157	19	4	2	15	9
Grand Theft Auto	91	39	70	4	91	5	2	-	4	-
Arson	1	2	6	-	6	3	2	-	-	-
Subtotal	503	281	509	47	527	60	19	2	54	13
<u>ALL OTHER OFFENSES</u>										
Forgery	3	3	7	1	3	-	-	-	1	-
Fraud and NSF Checks	22	9	22	1	10	-	-	-	-	-
Sex Offenses Felony	8	11	6	-	11	2	-	-	-	-
Sex Offenses Misdemeanors	17	6	11	6	8	-	1	-	-	-
Assaults, Non-Aggravated	52	26	49	2	37	3	2	-	5	-
Weapon Laws	14	9	25	1	29	-	-	-	1	-
Offenses Against Family	-	2	-	-	3	-	-	-	-	-
Narcotics	119	102	132	9	162	9	5	-	6	-
Liquor Laws	2	2	2	-	8	-	-	-	-	-
Drunk-Alcohol/Drugs	38	29	39	5	42	-	-	-	-	-
Disorderly Conduct	10	11	20	1	12	2	2	-	7	2
Vagrancy	1	-	1	-	-	-	-	-	-	-
Gambling	-	-	-	-	-	1	-	-	-	-
Drunk Driving-Vehicle/Boat	36	30	66	5	45	5	5	1	5	1
Vehicle/Boating Laws	83	76	130	10	152	6	13	-	24	1
Vandalism	75	34	91	6	73	6	2	3	8	6
Warrants	-	-	1	-	-	-	-	-	-	-
Receiving Stolen Property	3	1	4	-	2	1	-	-	-	-
Federal Offenses W/O Money	-	-	-	-	-	-	-	-	-	-
Federal Offenses With Money	-	-	2	-	-	-	-	-	-	-
Felonies, Miscellaneous	7	3	12	2	7	2	-	-	-	1
Misdemeanors, Miscellaneous	17	16	17	5	60	1	-	1	3	1
Subtotal	507	370	637	54	664	38	30	5	60	12
<u>NON-CRIMINAL</u>										
Persons Missing	32	37	37	-	32	2	1	-	3	-
Juvenile, Non-Criminal	-	1	1	-	-	-	-	-	-	-
Commitments	-	-	-	-	-	-	-	-	-	-
Miscellaneous, Non-Criminal	49	22	50	-	34	7	-	-	5	2
Suicide and Attempt	2	6	-	2	5	-	-	-	1	-
Mentally Ill	-	-	-	-	-	-	-	-	-	-
Accidents, Traffic/Veh./Boat	107	87	128	16	127	27	18	2	37	-
Accidents, Miscellaneous	2	-	3	-	3	-	-	-	-	-
Persons Dead	3	1	4	-	7	-	2	-	-	1
Subtotal	195	154	223	18	208	36	21	2	46	3

INDUSTRY STATION
OFFENSES BY REPORTING DISTRICT

Unincorporated

	1420	1421	1440	1441	1442	1443
<u>PART I CRIME OFFENSES</u>						
Criminal Homicide	2	-	-	-	1	-
Forcible Rape	2	3	2	4	1	2
Robbery	6	13	14	7	5	1
Aggravated Assault	33	70	86	52	58	43
Burglary	48	124	83	71	73	56
Larceny Theft	36	100	86	53	83	40
Grand Theft Auto	44	62	51	26	28	33
Arson	1	2	4	3	5	3
Subtotal	172	374	26	216	254	178
<u>ALL OTHER OFFENSES</u>						
Forgery	1	-	3	-	-	1
Fraud and NSF Checks	2	1	35	1	3	1
Sex Offenses Felony	5	19	11	5	12	7
Sex Offenses Misdemeanors	6	16	5	4	6	6
Assaults, Non-Aggravated	12	28	31	11	31	20
Weapon Laws	12	10	9	11	10	4
Offenses Against Family	1	2	-	1	1	-
Narcotics	54	97	45	37	98	13
Liquor Laws	-	3	1	3	1	1
Drunk-Alcohol/Drugs	4	9	15	10	10	11
Disorderly Conduct	9	14	23	11	7	14
Vagrancy	-	-	-	-	-	-
Gambling	-	-	-	-	-	-
Drunk Driving-Vehicle/Boat	8	14	22	16	21	4
Vehicle/Boating Laws	12	31	40	31	96	27
Vandalism	15	45	70	56	33	31
Warrants	-	1	-	2	-	-
Receiving Stolen Property	5	7	5	4	4	4
Federal Offenses W/O Money	-	-	-	-	-	-
Federal Offenses With Money	-	-	2	-	-	1
Felonies, Miscellaneous	4	5	3	2	5	3
Misdemeanors, Miscellaneous	12	14	12	6	11	10
Subtotal	162	316	332	211	349	158
<u>NON-CRIMINAL</u>						
Persons Missing	17	54	43	24	39	18
Juvenile, Non-Criminal	-	1	1	-	1	-
Commitments	-	-	-	-	-	-
Miscellaneous, Non-Criminal	7	25	13	16	17	12
Suicide and Attempt	2	9	8	5	3	5
Mentally Ill	-	-	-	-	-	-
Accidents, Traffic/Veh./Boat	1	5	3	3	3	-
Accidents, Miscellaneous	-	-	-	-	1	1
Persons Dead	1	6	6	4	3	3
Subtotal	28	100	74	52	67	39

INDUSTRY STATION
OFFENSES BY REPORTING DISTRICT

Unincorporated

	1460	1461	1462	1463	1464	1470
<u>PART I CRIME OFFENSES</u>						
Criminal Homicide	-	-	-	1	-	1
Forcible Rape	3	-	2	-	-	3
Robbery	1	8	10	5	-	6
Aggravated Assault	12	24	27	18	6	19
Burglary	16	84	50	61	3	90
Larceny Theft	9	45	49	45	2	104
Grand Theft Auto	2	26	31	16	-	30
Arson	1	1	1	1	1	1
Subtotal	44	188	170	147	12	254
<u>ALL OTHER OFFENSES</u>						
Forgery	-	-	1	2	-	1
Fraud and NSF Checks	-	6	3	3	-	81
Sex Offenses Felony	-	3	3	1	-	1
Sex Offenses Misdemeanors	-	4	-	1	-	3
Assaults, Non-Aggravated	4	14	20	7	1	3
Weapon Laws	1	4	6	3	-	2
Offenses Against Family	-	-	-	-	-	-
Narcotics	17	25	32	22	-	14
Liquor Laws	-	-	-	-	-	1
Drunk-Alcohol/Drugs	3	8	10	7	-	3
Disorderly Conduct	1	7	4	4	2	15
Vagrancy	-	-	-	-	-	-
Gambling	-	1	-	-	-	-
Drunk Driving-Vehicle/Boat	-	5	8	11	-	10
Vehicle/Boating Laws	2	7	16	9	-	10
Vandalism	2	23	16	12	1	64
Warrants	-	-	-	-	-	-
Receiving Stolen Property	1	1	1	-	-	-
Federal Offenses W/O Money	-	-	1	-	-	-
Federal Offenses With Money	-	-	-	1	-	-
Felonies, Miscellaneous	1	5	6	2	-	1
Misdemeanors, Miscellaneous	-	11	5	5	-	2
Subtotal	32	124	132	90	4	211
<u>NON-CRIMINAL</u>						
Persons Missing	1	19	16	4	-	7
Juvenile, Non-Criminal	-	1	1	-	-	-
Commitments	-	-	-	-	-	-
Miscellaneous, Non-Criminal	4	13	10	12	2	23
Suicide and Attempt	-	2	1	-	-	1
Mentally Ill	-	-	-	-	-	-
Accidents, Traffic/Veh./Boat	1	3	2	3	-	5
Accidents, Miscellaneous	-	-	-	1	-	-
Persons Dead	1	1	6	1	2	2
Subtotal	7	39	36	21	4	38

INDUSTRY STATION
OFFENSES BY REPORTING DISTRICT

Unincorporated

	1471	1472	1473	1474	1475	1476	1477	1478	1479
<u>PART I CRIME OFFENSES</u>									
Criminal Homicide	-	-	-	-	-	-	-	-	-
Forcible Rape	1	2	3	-	-	3	-	2	-
Robbery	8	5	17	-	8	12	8	12	2
Aggravated Assault	12	17	32	-	8	25	20	25	2
Burglary	85	56	80	4	46	100	58	103	1
Larceny Theft	78	90	47	3	48	93	35	74	3
Grand Theft Auto	26	58	35	4	15	53	24	36	-
Arson	1	-	1	-	1	1	1	-	-
Subtotal	211	228	215	11	126	287	146	252	8
<u>ALL OTHER OFFENSES</u>									
Forgery	-	-	2	-	-	1	-	-	-
Fraud and NSF Checks	6	7	9	-	1	4	3	4	-
Sex Offenses Felony	2	1	5	-	2	1	1	7	-
Sex Offenses Misdemeanors	-	2	10	-	2	11	4	2	3
Assaults, Non-Aggravated	9	4	19	2	13	26	11	15	-
Weapon Laws	3	-	14	1	2	4	4	7	2
Offenses Against Family	-	-	-	-	-	1	-	-	-
Narcotics	24	12	36	4	10	19	28	39	6
Liquor Laws	-	-	3	1	-	-	4	3	3
Drunk-Alcohol/Drugs	2	2	12	1	5	6	4	11	1
Disorderly Conduct	11	9	16	1	10	16	13	4	-
Vagrancy	-	-	-	-	-	-	-	-	-
Gambling	-	-	-	-	-	-	-	-	-
Drunk Driving-Vehicle/Boat	8	5	8	-	4	5	12	16	2
Vehicle/Boating Laws	7	6	16	1	4	8	8	21	1
Vandalism	58	71	42	3	64	87	35	52	4
Warrants	-	-	-	-	-	-	1	1	-
Receiving Stolen Property	1	6	3	-	-	1	2	1	-
Federal Offenses W/O Money	-	-	-	-	-	-	-	-	-
Federal Offenses With Money	-	-	-	-	-	1	1	-	-
Felonies, Miscellaneous	3	3	5	1	3	2	2	2	-
Misdemeanors, Miscellaneous	3	7	9	-	2	12	4	4	-
Subtotal	137	135	209	15	122	205	137	189	22
<u>NON-CRIMINAL</u>									
Persons Missing	13	9	13	-	13	13	3	21	-
Juvenile, Non-Criminal	1	-	-	-	-	-	-	-	-
Commitments	-	-	-	-	-	-	-	-	-
Miscellaneous, Non-Criminal	12	17	16	1	12	33	17	13	-
Suicide and Attempt	2	3	3	-	2	3	3	3	-
Mentally Ill	1	-	2	-	-	-	-	-	-
Accidents, Traffic/Veh./Boat	-	1	-	1	1	3	-	3	-
Accidents, Miscellaneous	-	-	1	-	-	1	-	-	-
Persons Dead	2	2	2	-	4	3	1	5	-
Subtotal	31	32	37	2	32	56	24	45	-

I N D U S T R Y S T A T I O N

PART I OFFENSES CLEARED

ACTUAL KNOWN OFFENSES	STATION TOTAL	UNINC.	INDUSTRY	LA PUENTE	LA HABRA HEIGHTS
TOTAL PART I OFFENSES	8,390	3,821	2,554	1,867	148
Number Cleared	1,542	665	473	382	22
Percent Cleared	18.4	17.4	18.5	20.5	
CRIMINAL HOMICIDE	9	3	-	6	-
Number Cleared	7	3	-	4	-
Percent Cleared	77.8	100.0	-	66.7	-
FORCIBLE RAPE	62	34	4	23	1
Number Cleared	32	18	3	11	-
Percent Cleared	51.6	52.9	75.0	47.8	-
ROBBERY	360	148	69	142	1
Number Cleared	174	67	52	55	-
Percent Cleared	48.3	45.3	75.4	38.7	-
AGGRAVATED ASSAULT	1,000	589	91	307	13
Number Cleared	446	249	40	148	9
Percent Cleared	44.6	42.3	44.0	48.2	69.2
BURGLARY	2,132	1,294	312	458	68
Number Cleared	288	162	53	67	6
Percent Cleared	13.5	12.5	17.0	14.6	8.8
LARCENY THEFT	3,262	1,123	1,469	621	49
Number Cleared	484	123	285	74	2
Percent Cleared	14.8	11.0	19.4	11.9	4.1
GRAND THEFT AUTO	1,510	601	603	295	11
Number Cleared	100	39	39	17	5
Percent Cleared	6.6	6.5	6.5	5.8	45.5
ARSON	55	29	6	15	5
Number Cleared	11	4	1	6	-
Percent Cleared	20.0	13.8	16.7	40.0	-

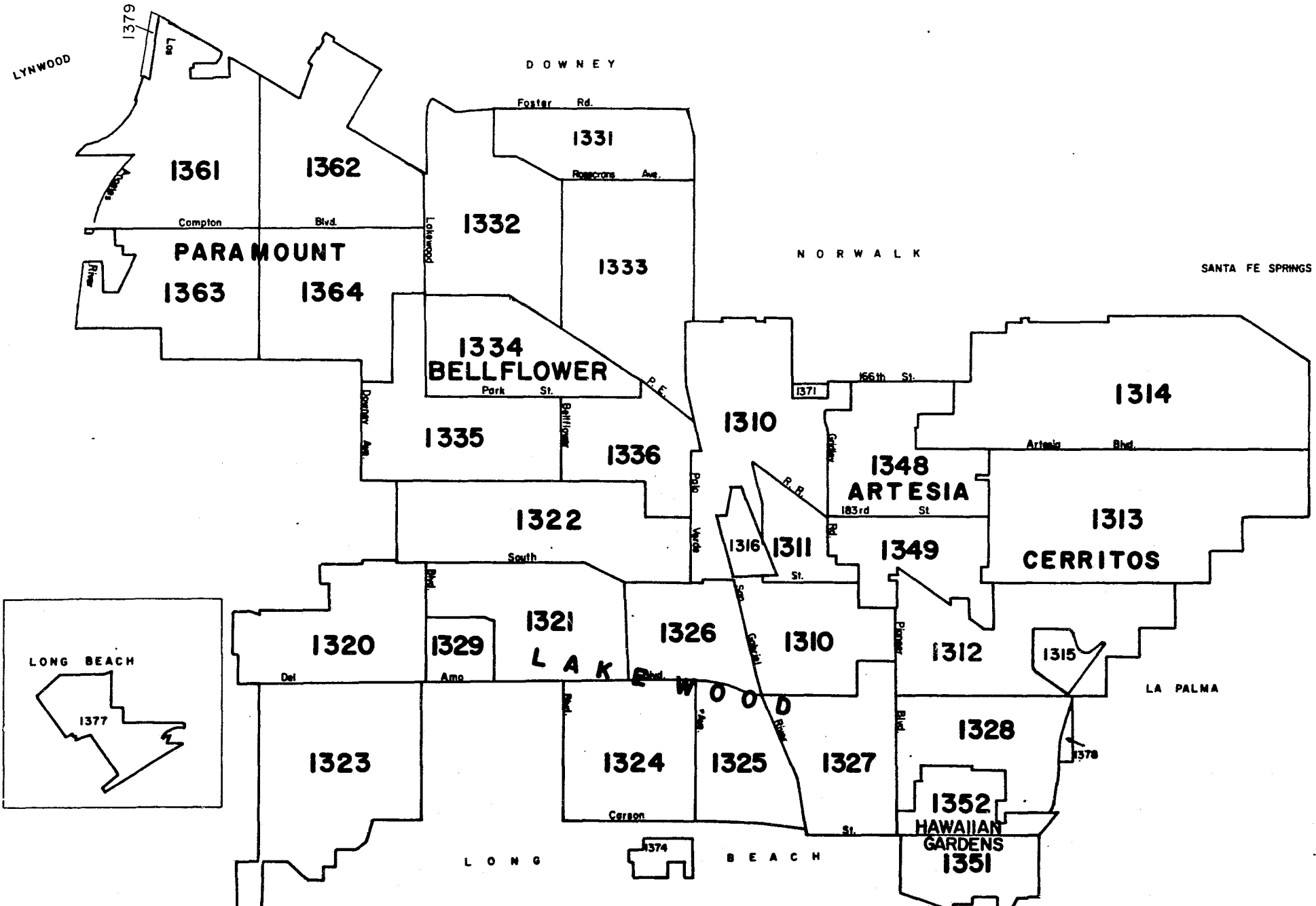
STOLEN AND RECOVERED PROPERTY

	AMOUNT STOLEN	AMOUNT RECOVERED	PERCENT
TOTAL	\$15,642,258	\$5,832,705	37.3
Homicide	5,000	5,000	100.0
Rape	195	-	-
Robbery	436,344	111,546	25.6
Burglary	3,026,356	90,114	3.0
Larceny Theft	3,137,088	349,724	11.1
Auto Theft	9,037,275	5,276,321	58.4

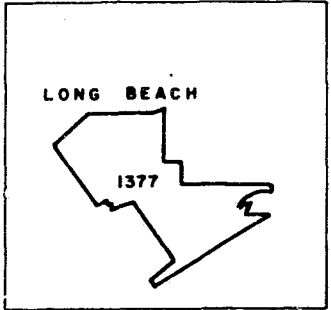
I N D U S T R Y S T A T I O N

TRAFFIC ACCIDENT AND ENFORCEMENT SUMMARY

<u>STATION TOTAL</u>	TRAFFIC ACCIDENTS	
	<u>1987-88</u>	<u>1986-87</u>
Total	1,461	1,198
Fatality	11	7
Injury	469	479
Non-Injury	981	712
 <u>CITY OF INDUSTRY</u>		
Total	863	657
Fatality	6	5
Injury	255	255
Non-Injury	602	397
 <u>LA PUENTE</u>		
Total	461	442
Fatality	4	1
Injury	171	179
Non-Injury	286	262
 <u>LA HABRA HEIGHTS</u>		
Total	137	99
Fatality	1	1
Injury	43	45
Non-Injury	93	53



LAKWOOD AREA



LONG BEACH

LA PALMA

NORWALK

SANTA FE SPRINGS

DOWNEY

LYNWOOD

PARAMOUNT

BELLFLOWER

ARTESIA

CERRITOS

HAWAIIAN GARDENS

LAKWOOD

LAKEWOOD STATION

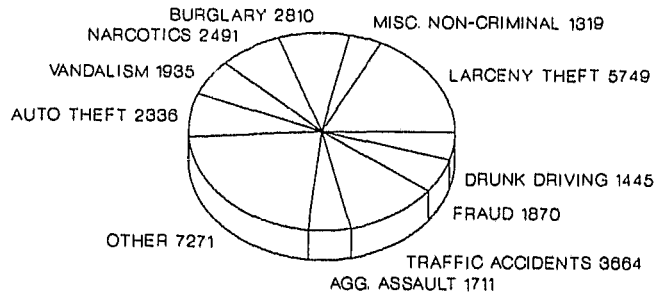
SYNOPSIS

	FISCAL YEAR	FISCAL YEAR	PERCENT CHANGE	CRIME RATE PER 10,000 POP.	
	1987-88	1986-87		1987-88	1986-87
<u>TOTAL CASES HANDLED</u>	32,601	34,534	- 6		
<u>PART I OFFENSES</u>	13,646	14,661	- 7	530.48	572.39
Criminal Homicide	19	22	- 14	.74	.86
Forcible Rape	91	103	- 12	3.54	4.02
Robbery	859	923	- 7	33.39	36.04
Aggravated Assault	1,711	1,390	+ 23	66.51	54.27
Burglary	2,810	3,358	- 16	109.24	131.10
Larceny Theft	5,749	6,230	- 8	223.49	243.23
Grand Theft Auto	2,336	2,547	- 8	90.81	99.44
Arson	71	88	- 19	2.76	3.44
<u>PART II OFFENSES</u>	12,539	13,323	- 6	487.45	520.15
Non-Criminal Cases	6,416	6,550	- 2		
<u>TOTAL ARRESTS</u>	10,999	10,307	+ 7		
Adult Arrests	9,217	8,591	+ 7		
Juvenile Arrests	1,782	1,716	+ 4		
<u>TOTAL CASE ASSIGNMENTS</u>	20,376	22,207	- 8		
Adult Detectives	20,376	22,206	- 8		
Juvenile Detectives	-	1	-100		
<u>STOLEN AND RECOVERED PROPERTY</u>					
Amount Stolen	20,036,758	21,086,054	- 5		
Amount Recovered	4,641,899	5,479,263	- 15		
Percent Recovered	23.2	26.0			
<u>TRAFFIC ACCIDENTS</u>	5,116	4,818	+ 6		

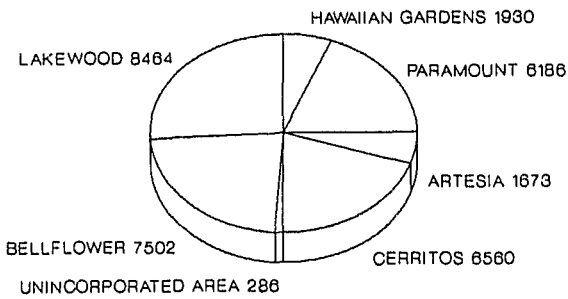
	AREA IN SQUARE MILES	POPULATION	CRIME RATE PER 10,000 POP.		PERCENT CHANGE
		1987-88	PART I OFFENSES		
			1987-88	1986-87	
Total Area	32.99	257,239	530.48	572.39	- 7
Unincorporated Area	1.30	1,973	187.53	395.94	- 53
Artesia	1.61	14,269	385.45	439.08	- 12
Bellflower	6.15	56,659	519.95	558.55	- 7
Cerritos	8.78	57,165	536.52	560.80	- 4
Hawaiian Gardens	.96	12,788	563.03	615.82	- 9
Lakewood	9.55	72,446	488.78	518.94	- 6
Paramount	4.64	41,939	664.06	743.27	- 11

LAKWOOD STATION

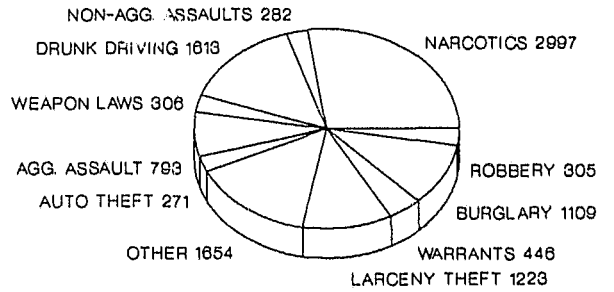
MOST FREQUENT CASES HANDLED



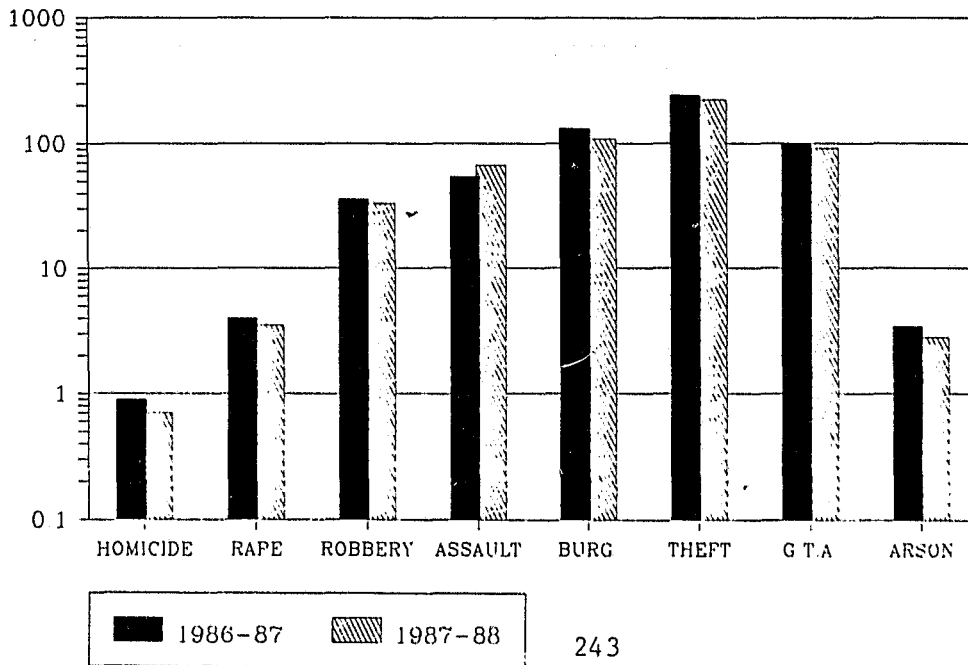
CASES HANDLED BY LOCATION



MOST FREQUENT ARRESTS



CRIME RATE RATE PER 10,000 POPULATION



L A K E W O O D S T A T I O N

	CASES AND ARRESTS			CASE ASSIGNMENTS	
	CASES HANDLED	ADULTS ARRESTED	JUVENILES ARRESTED	ADULT	JUVENILE
FISCAL YEAR 1987-88	32,601	9,217	1,782	20,376	-
FISCAL YEAR 1986-87	34,534	8,591	1,716	22,206	1
FISCAL YEAR 1985-86	28,976	9,499	2,099	20,598	4
% CHANGE LAST TWO YEARS	- 6	+ 7	+ 4	- 8	-100
<u>PART I CRIME OFFENSES</u>					
Criminal Homicide	19	19	4	21	-
Forcible Rape	91	36	3	85	-
Robbery	859	201	104	758	-
Aggravated Assault	1,711	694	99	1,438	-
Burglary	2,810	744	365	2,770	-
Larceny Theft	5,749	937	286	5,005	-
Grand Theft Auto	2,336	172	99	2,269	-
Arson	71	6	6	25	-
Subtotal	13,646	2,809	966	12,371	-
<u>ALL OTHER OFFENSES</u>					
Forgery	157	28	5	80	-
Fraud and NSF Checks	1,870	55	11	1,839	-
Sex Offenses Felonies	193	98	12	119	-
Sex Offenses Misdemeanors	304	44	1	239	-
Assaults, Non-Aggravated	879	240	42	380	-
Weapon Laws	331	243	63	195	-
Offenses Against Family	10	4	-	8	-
Narcotics	2,491	2,763	234	289	-
Liquor Laws	46	12	19	12	-
Drunk-Alcohol/Drugs	96	84	12	6	-
Disorderly Conduct	654	80	30	521	-
Vagrancy	3	4	1	3	-
Gambling	2	3	-	-	-
Drunk Driving-Vehicle/Boat	1,445	1,594	19	48	-
Vehicle/Boating Laws	1,313	218	16	145	-
Vandalism	1,935	71	64	1,726	-
Warrants	7	445	1	3	-
Receiving Stolen Property	77	165	74	65	-
Federal Offenses W/O Money	9	6	-	9	-
Federal Offenses With Money	36	-	-	36	-
Felonies, Miscellaneous	297	45	5	271	-
Misdemeanors, Miscellaneous	384	206	29	126	-
Subtotal	12,539	6,408	638	6,120	-
<u>NON-CRIMINAL</u>					
Persons Missing	859	-	2	677	-
Juvenile, Non-Criminal	8	-	171	6	-
Commitments	1	-	-	-	-
Miscellaneous, Non-Criminal	1,319	-	5	1,020	-
Suicide and Attempt	135	-	-	98	-
Mentally Ill	44	-	-	24	-
Accidents, Traffic/Veh./Boat	3,664	-	-	40	-
Accidents, Miscellaneous	229	-	-	8	-
Persons Dead	157	-	-	12	-
Subtotal	6,416	-	178	1,885	-

L A K E W O O D S T A T I O N

	Lakewood-Unincorporated			City of Cerritos		
	CASES HANDLED	ADULTS ARRESTED	JUVENILES ARRESTED	CASES HANDLED	ADULTS ARRESTED	JUVEI ARREI
FISCAL YEAR 1987-88	286	296	13	6,560	1,517	
FISCAL YEAR 1986-87	189	193	38	7,005	1,446	
FISCAL YEAR 1985-86	114	236	53	5,983	1,517	
% CHANGE LAST TWO YEARS	+ 51	+ 53	- 66	- 6	+ 5	
<u>PART I CRIME OFFENSES</u>						
Criminal Homicide	-	2	-	2	3	
Forcible Rape	-	-	-	7	2	
Robbery	5	15	2	124	25	
Aggravated Assault	5	13	-	207	61	
Burglary	11	11	3	567	260	
Larceny Theft	9	7	2	1633	417	
Grand Theft Auto	7	7	1	519	30	
Arson	-	-	-	8	-	
Subtotal	37	55	8	3067	798	
<u>ALL OTHER OFFENSES</u>						
Forgery	19	3	-	23	3	
Fraud and NSF Checks	139	-	-	652	9	
Sex Offenses Felonies	6	2	1	25	15	
Sex Offenses Misdemeanors	4	1	-	50	1	
Assaults, Non-Aggravated	2	2	1	145	26	
Weapon Laws	-	2	-	48	27	
Offenses Against Family	-	1	-	-	-	
Narcotics	12	163	1	258	211	
Liquor Laws	2	-	-	5	3	
Drunk-Alcohol/Drugs	3	1	-	11	12	
Disorderly Conduct	8	1	-	160	8	
Vagrancy	-	-	-	2	-	
Gambling	-	1	-	-	-	
Drunk Driving-Vehicle/Boat	3	6	-	211	227	
Vehicle/Boating Laws	1	3	-	210	39	
Vandalism	5	-	-	395	10	
Warrants	-	30	-	-	64	
Receiving Stolen Property	1	9	1	18	39	
Federal Offenses W/O Money	-	2	-	2	-	
Federal Offenses With Money	-	-	-	4	-	
Felonies, Miscellaneous	1	3	-	43	8	
Misdemeanors, Miscellaneous	2	11	-	68	17	
Subtotal	208	241	4	2330	719	
<u>NON-CRIMINAL</u>						
Persons Missing	3	-	-	104	-	
Juvenile, Non-Criminal	-	-	1	3	-	
Commitments	-	-	-	1	-	
Miscellaneous, Non-Criminal	26	-	-	272	-	
Suicide and Attempt	1	-	-	24	-	
Mentally Ill	-	-	-	6	-	
Accidents, Traffic/Veh./Boat	8	-	-	636	-	
Accidents, Miscellaneous	1	-	-	106	-	
Persons Dead	2	-	-	11	-	
Subtotal	41	-	1	1163	-	

LAKWOOD STATION

	City of Lakewood			City of Bellflower		
	CASES HANDLED	ADULTS ARRESTED	JUVENILES ARRESTED	CASES HANDLED	ADULTS ARRESTED	JUVENILES ARRESTED

FISCAL YEAR 1987-88	8,464	1,953	457	7,502	2,249	251
FISCAL YEAR 1986-87	9,048	1,903	417	7,786	1,818	284
FISCAL YEAR 1985-86	7,057	1,898	540	7,141	2,273	369
% CHANGE LAST TWO YEARS	- 6	+ 3	+ 10	- 4	+ 24	- 12

PART I CRIME OFFENSES

Criminal Homicide	1	1	1	5	5	1
Forcible Rape	21	10	-	33	12	-
Robbery	198	41	23	229	34	10
Aggravated Assault	384	137	23	485	194	13
Burglary	639	211	97	687	118	58
Larceny Theft	1612	271	96	1009	96	34
Grand Theft Auto	673	37	26	483	38	11
Arson	13	-	5	15	2	1
Subtotal	3541	708	271	2946	499	128

ALL OTHER OFFENSES

Forgery	44	8	2	38	6	-
Fraud and NSF Checks	633	11	9	262	20	-
Sex Offenses Felonies	41	34	1	37	16	4
Sex Offenses Misdemeanors	88	27	1	59	5	-
Assaults, Non-Aggravated	254	56	14	241	66	9
Weapons Laws	67	47	17	93	79	8
Offenses Against Family	1	1	-	4	1	-
Narcotics	399	369	40	647	740	22
Liquor Laws	13	3	1	3	2	1
Drunk-Alcohol/Drugs	26	23	2	35	28	2
Disorderly Conduct	183	22	11	174	16	3
Vagrancy	1	-	-	-	2	-
Gambling	1	1	-	-	-	-
Drunk Driving-Vehicle/Boat	363	388	7	434	471	6
Vehicle/Boating Laws	334	43	3	290	69	2
Vandalism	536	12	14	419	18	11
Warrants	1	108	1	1	109	-
Receiving Stolen Property	12	24	13	13	41	11
Federal Offenses W/O Money	-	-	-	6	2	-
Federal Offenses With Money	10	-	-	5	-	-
Felonies, Miscellaneous	83	17	3	77	8	-
Misdemeanors, Miscellaneous	94	51	7	95	51	5
Subtotal	3184	1245	146	2933	1750	84

NON-CRIMINAL

Persons Missing	242	-	-	225	-	-
Juvenile, Non-Criminal	1	-	37	3	-	39
Commitments	-	-	-	-	-	-
Miscellaneous, Non-Criminal	376	-	3	289	-	-
Suicide and Attempt	38	-	-	38	-	-
Mentally Ill	10	-	-	9	-	-
Accidents, Traffic/Veh./Boat	958	-	-	983	-	-
Accidents, Miscellaneous	64	-	-	27	-	-
Persons Dead	50	-	-	49	-	-
Subtotal	1739	-	40	1623	-	39
		246				

L A K E W O O D S T A T I O N

	City of Artesia			City of Hawaiian Gardens		
	CASES HANDLED	ADULTS ARRESTED	JUVENILES ARRESTED	CASES HANDLED	ADULTS ARRESTED	JUVENILES ARRESTED
FISCAL YEAR 1987-88	1,673	476	102	1930	763	163
FISCAL YEAR 1986-87	1,703	417	63	2,058	751	179
FISCAL YEAR 1985-86	1,320	390	101	1,731	815	151
% CHANGE LAST TWO YEARS	- 2	+ 14	+ 62	- 6	+ 2	- 9
<u>PART I CRIME OFFENSES</u>						
Criminal Homicide	2	1	-	2	-	-
Forcible Rape	3	-	-	6	4	1
Robbery	49	20	6	57	19	11
Aggravated Assault	84	44	11	102	48	3
Burglary	124	15	5	175	33	25
Larceny Theft	194	17	8	308	43	7
Grand Theft Auto	84	9	6	67	12	12
Arson	10	2	-	3	1	-
Subtotal	550	108	36	720	160	59
<u>ALL OTHER OFFENSES</u>						
Forgery	2	2	-	9	-	-
Fraud and NSF Checks	50	1	-	44	2	-
Sex Offenses Felonies	16	9	1	14	4	1
Sex Offenses Misdemeanors	4	-	-	17	10	-
Assaults, Non-Aggravated	44	16	2	51	16	2
Weapon Laws	13	11	-	20	12	6
Offenses Against Family	-	1	-	2	-	-
Narcotics	156	149	23	326	337	56
Liquor Laws	6	1	3	10	2	2
Drunk-Alcohol/Drugs	5	2	2	3	3	2
Disorderly Conduct	26	5	2	20	4	-
Vagrancy	-	-	-	-	-	-
Gambling	-	-	-	-	-	-
Drunk Driving-Vehicle/Boat	97	125	2	127	137	2
Vehicle/Boating Laws	85	9	2	95	14	1
Vandalism	133	5	6	83	3	2
Warrants	1	22	-	-	27	-
Receiving Stolen Property	4	4	6	7	18	13
Federal Offenses W/O Money	-	-	-	1	1	-
Federal Offenses With Money	1	-	-	1	-	-
Felonies, Miscellaneous	14	-	-	19	1	-
Misdemeanors, Miscellaneous	16	6	-	18	12	2
Subtotal	673	368	49	867	603	89
<u>NON-CRIMINAL</u>						
Persons Missing	50	-	-	69	-	-
Juvenile, Non-Criminal	-	-	16	1	-	15
Commitments	-	-	-	-	-	-
Miscellaneous, Non-Criminal	75	-	1	82	-	-
Suicide and Attempt	3	-	-	4	-	-
Mentally Ill	4	-	-	4	-	-
Accidents, Traffic/Veh./Boat	290	-	-	168	-	-
Accidents, Miscellaneous	17	-	-	7	-	-
Persons Dead	11	-	-	8	-	-
Subtotal	450	-	17	343	-	15

L A K E W O O D S T A T I O N

City of Paramount

	CASES HANDLED	ADULTS ARRESTED	JUVENILES ARRESTED
FISCAL YEAR 1987-88	6,186	1,963	410
FISCAL YEAR 1986-87	6,745	2,063	389
FISCAL YEAR 1985-86	5,630	2,370	490
 % CHANGE LAST TWO YEARS	- 8	- 5	+ 5
 <u>PART I CRIME OFFENSES</u>			
Criminal Homicide	7	7	1
Forcible Rape	21	8	2
Robbery	197	47	31
Aggravated Assault	444	197	31
Burglary	607	96	77
Larceny Theft	984	86	33
Grand Theft Auto	503	39	23
Arson	22	1	-
Subtotal	2785	481	198
 <u>ALL OTHER OFFENSES</u>			
Forgery	22	6	1
Fraud and NSF Checks	90	12	1
Sex Offenses Felonies	54	18	2
Sex Offenses Misdemeanors	82	-	-
Assaults, Non-Aggravated	142	58	9
Weapon Laws	90	65	18
Offenses Against Family	3	-	-
Narcotics	693	794	57
Liquor Laws	7	1	9
Drunk-Alcohol//Drugs	13	15	3
Disorderly Conduct	83	24	9
Vagrancy	-	2	-
Gambling	1	1	-
Drunk Driving-Vehicle/Boat	210	240	-
Vehicle/Boating Laws	298	41	3
Vandalism	364	23	25
Warrants	4	85	-
Receiving Stolen Property	22	30	14
Federal Offenses W/O Money	-	1	-
Federal Offenses With Money	15	-	-
Felonies, Miscellaneous	60	8	2
Misdemeanors, Miscellaneous	91	58	10
Subtotal	2344	1482	163
 <u>NON-CRIMINAL</u>			
Persons Missing	166	-	2
Juvenile, Non-Criminal	-	-	46
Commitments	-	-	-
Miscellaneous, Non-Criminal	199	-	1
Suicide and Attempt	27	-	-
Mentally Ill	11	-	-
Accidents, Traffic/Veh./Boat	621	-	-
Accidents, Miscellaneous	7	-	-
Persons Dead	26	-	-
Subtotal	1057	-	49

LAKEWOOD STATION
OFFENSES BY REPORTING DISTRICT

Cerritos

	1310	1311	1312	1313	1314	1315	1316
<u>PART I CRIME OFFENSES</u>							
Criminal Homicide	-	-	-	2	2	-	-
Forcible Rape	4	-	-	1	2	-	-
Robbery	31	28	20	16	27	2	-
Aggravated Assault	52	17	41	35	60	1	1
Burglary	105	57	112	111	179	2	1
Larceny Theft	265	664	191	241	240	7	25
Grand Theft Auto	117	160	44	63	63	1	71
Arson	4	-	-	2	2	-	-
Subtotal	578	926	408	471	575	13	98
<u>ALL OTHER OFFENSES</u>							
Forgery	5	14	1	1	2	-	-
Fraud and NSF Checks	62	416	19	38	108	7	2
Sex Offenses Felony	3	-	5	10	7	-	-
Sex Offenses Misdemeanors	18	2	5	13	8	2	2
Assaults, Non-Aggravated	27	34	18	33	30	2	1
Weapon Laws	11	8	8	10	11	-	-
Offenses Against Family	-	-	-	-	-	-	-
Narcotics	52	46	48	33	71	8	-
Liquor Laws	1	-	-	3	1	-	-
Drunk-Alcohol/Drugs	7	2	-	-	1	-	1
Disorderly Conduct	50	5	28	39	38	-	-
Vagrancy	-	-	1	1	-	-	-
Gambling	-	-	-	-	-	-	-
Drunk Driving-Vehicle/Boat	64	10	44	26	65	-	2
Vehicle/Boating Laws	67	25	33	33	49	1	2
Vandalism	72	44	73	101	102	1	2
Warrants	-	-	-	-	-	-	-
Receiving Stolen Property	3	8	1	3	2	1	-
Federal Offenses W/O Money	-	-	-	1	1	-	-
Federal Offenses With Money	-	3	-	-	1	-	-
Felonies, Miscellaneous	12	7	7	6	8	-	3
Misdemeanors, Miscellaneous	11	9	3	28	15	2	-
Subtotal	465	633	294	379	520	24	15
<u>NON-CRIMINAL</u>							
Persons Missing	21	1	21	30	31	-	-
Juvenile, Non-Criminal	-	-	-	1	2	-	-
Commitments	-	-	-	1	-	-	-
Miscellaneous, Non-Criminal	78	35	43	56	53	3	4
Suicide and Attempt	7	-	3	6	8	-	-
Mentally Ill	1	1	2	1	1	-	-
Accidents, Traffic/Veh./Boat	162	58	106	124	174	2	10
Accidents, Miscellaneous	36	25	12	17	13	1	2
Persons Dead	-	-	1	4	6	-	-
Subtotal	305	120	188	240	288	6	16

LAKEWOOD STATION
OFFENSES BY REPORTING DISTRICT

Lakewood

	1320	1321	1322	1323	1324	1325	1326	1327	1328	1329
<u>PART I CRIME OFFENSES</u>										
Criminal Homicide	-	-	-	-	-	-	1	-	-	1
Forcible Rape	1	3	3	-	1	2	-	3	4	4
Robbery	37	21	15	23	18	4	3	10	20	47
Aggravated Assault	57	32	47	32	41	16	12	49	61	37
Burglary	99	45	70	69	38	29	32	95	117	45
Larceny Theft	188	112	120	150	152	39	45	124	149	533
Grand Theft Auto	81	65	57	61	56	36	34	32	74	177
Arson	1	2	-	1	-	-	-	2	6	1
Subtotal	464	280	312	336	306	126	127	315	431	845
<u>ALL OTHER OFFENSES</u>										
Forgery	6	4	1	3	3	-	2	1	-	24
Fraud and NSF Checks	152	26	22	8	32	1	92	4	2	294
Sex Offenses Felony	3	7	7	2	7	3	2	2	7	1
Sex Offenses Misdemeanors	4	5	14	2	6	6	-	10	11	30
Assaults, Non-Aggravated	29	33	35	24	25	6	7	26	37	32
Weapon Laws	11	6	6	7	7	1	2	9	9	9
Offenses Against Family	-	1	-	-	-	-	-	-	-	-
Narcotics	42	58	50	36	21	3	10	82	69	28
Liquor Laws	2	-	2	1	-	2	1	3	-	2
Drunk-Alcohol/Drugs	4	4	3	2	-	-	4	1	5	3
Disorderly Conduct	19	23	17	20	23	14	16	22	23	6
Vagrancy	-	-	-	1	-	-	-	-	-	-
Gambling	1	-	-	-	-	-	-	-	-	-
Drunk Driving-Vehicle/Boat	43	72	59	26	22	12	17	58	42	12
Vehicle/Boating Laws	51	48	37	35	29	15	12	21	41	45
Vandalism	51	55	49	54	59	32	25	56	100	55
Warrants	-	1	-	-	-	-	-	-	-	-
Receiving Stolen Property	2	3	1	-	1	-	-	1	1	3
Federal Offenses W/O Money	-	-	-	-	-	-	-	-	-	-
Federal Offenses With Money	2	2	3	1	-	-	-	1	-	1
Felonies, Miscellaneous	7	20	7	6	6	2	4	3	10	18
Misdemeanors, Miscellaneous	20	13	9	8	8	5	6	3	15	7
Subtotal	449	381	322	236	249	102	200	303	372	570
<u>NON-CRIMINAL</u>										
Persons Missing	28	30	25	15	33	10	11	32	56	2
Juvenile, Non-Criminal	-	-	-	-	-	-	-	-	1	-
Commitments	-	-	-	-	-	-	-	-	-	-
Miscellaneous, Non-Criminal	37	75	32	31	34	17	26	35	46	43
Suicide and Attempt	6	4	6	4	2	3	1	1	10	1
Mentally Ill	5	1	-	1	1	-	-	2	-	-
Accidents, Traffic/Veh./Boat	117	196	129	87	88	14	60	98	105	64
Accidents, Miscellaneous	10	10	7	2	6	-	2	2	5	20
Persons Dead	17	3	7	7	3	6	3	3	1	-
Subtotal	220	319	206	147	167	50	103	173	224	130

LAKEWOOD STATION
OFFENSES BY REPORTING DISTRICT

	Bellflower						Artesia	
	1331	1332	1333	1334	1335	1336	1348	1349
PART I CRIME OFFENSES								
Criminal Homicide	1	-	1	2	1	1	1	1
Forcible Rape	4	6	10	5	7	1	1	2
Robbery	14	28	64	51	53	19	38	11
Aggravated Assault	42	74	116	90	123	40	67	17
Burglary	74	120	190	122	121	60	72	52
Larceny Theft	88	175	278	144	205	119	131	63
Grand Theft Auto	34	76	116	71	133	53	59	25
Arson	-	3	5	2	5	-	2	8
Subtotal	257	482	780	487	648	293	371	179
ALL OTHER OFFENSES								
Forgery	2	8	22	2	3	1	-	2
Fraud and NSF Checks	3	64	107	49	29	10	24	26
Sex Offenses Felony	4	9	11	4	5	4	13	3
Sex Offenses Misdemeanors	8	6	21	8	9	7	4	-
Assaults, Non-Aggravated	23	45	64	40	48	21	31	13
Weapon Laws	7	11	18	13	31	13	10	3
Offenses Against Family	-	-	-	-	3	1	-	-
Narcotics	29	91	87	129	241	70	106	50
Liquor Laws	-	1	-	-	-	2	4	2
Drunk-Alcohol/Drugs	-	8	5	5	15	2	4	1
Disorderly Conduct	16	25	41	43	32	17	14	12
Vagrancy	-	-	-	-	-	-	-	-
Gambling	-	-	-	-	-	-	-	-
Drunk Driving-Vehicle/Boat	26	85	40	92	155	36	62	35
Vehicle/Boating Laws	20	47	53	68	77	25	49	36
Vandalism	41	70	125	87	72	24	98	35
Warrants	-	-	-	-	1	-	1	-
Receiving Stolen Property	-	1	6	2	2	2	1	3
Federal Offenses W/O Money	-	1	1	3	1	-	-	-
Federal Offenses With Money	-	1	1	1	-	2	1	-
Felonies, Miscellaneous	3	12	16	18	23	5	11	3
Misdemeanors, Miscellaneous	6	14	14	20	20	21	11	5
Subtotal	188	499	632	584	767	263	444	229
NON-CRIMINAL								
Persons Missing	27	39	49	27	56	27	30	20
Juvenile, Non-Criminal	-	-	3	-	-	-	-	-
Commitments	-	-	-	-	-	-	-	-
Miscellaneous, Non-Criminal	36	52	71	50	56	24	41	34
Suicide and Attempt	4	6	9	8	9	2	2	1
Mentally Ill	1	1	-	4	2	1	3	1
Accidents, Traffic/Veh./Boat	84	141	189	209	269	91	165	125
Accidents, Miscellaneous	4	8	8	4	3	-	10	7
Persons Dead	5	6	3	11	21	3	9	2
Subtotal	161	253	332	313	416	148	260	190

LAKEWOOD STATION
OFFENSES BY REPORTING DISTRICT

	Hawaiian Gardens		Paramount			
	1351	1352	1361	1362	1363	1364
<u>PART I CRIME OFFENSES</u>						
Criminal Homicide	2	--	3	--	2	2
Forcible Rape	6	--	5	3	4	9
Robbery	34	23	47	54	37	59
Aggravated Assault	73	29	117	130	92	105
Burglary	119	56	141	149	144	173
Larceny Theft	202	106	159	273	215	337
Grand Theft Auto	41	26	113	170	96	124
Arson	1	2	5	10	3	4
Subtotal	478	242	590	789	593	813
<u>ALL OTHER OFFENSES</u>						
Forgery	5	4	7	2	4	9
Fraud and NSF Checks	26	18	10	8	7	65
Sex Offenses Felony	7	7	12	27	5	10
Sex Offenses Misdemeanors	14	3	9	23	9	41
Assaults, Non-Aggravated	38	13	19	51	23	49
Weapon Laws	12	8	22	22	20	26
Offenses Against Family	2	--	--	--	--	3
Narcotics	260	66	156	183	165	189
Liquor Laws	5	5	2	3	--	2
Drunk-Alcohol/Drugs	2	1	2	6	1	4
Disorderly Conduct	13	7	17	21	23	22
Vagrancy	--	--	--	--	--	--
Gambling	--	--	--	1	--	--
Drunk Driving-Vehicle/Boat	80	47	46	64	33	67
Vehicle/Boating Laws	60	35	80	85	54	79
Vandalism	48	35	75	103	69	117
Warrants	--	--	--	2	--	2
Receiving Stolen Property	6	1	5	3	7	7
Federal Offenses W/O Money	1	--	--	--	--	--
Federal Offenses With Money	1	--	7	3	3	2
Felonies, Miscellaneous	11	8	13	20	11	16
Misdemeanors, Miscellaneous	13	5	21	34	17	19
Subtotal	604	263	503	661	451	729
<u>NON-CRIMINAL</u>						
Persons Missing	57	12	47	54	33	32
Juvenile, Non-Criminal	1	--	--	--	--	--
Commitments	--	--	--	--	--	--
Miscellaneous, Non-Criminal	55	27	47	48	42	62
Suicide and Attempt	2	2	11	7	4	5
Mentally Ill	1	3	--	3	4	4
Accidents, Traffic/Veh./Boat	95	73	163	168	126	164
Accidents, Miscellaneous	3	4	--	1	4	2
Persons Dead	6	2	8	4	6	8
Subtotal	220	123	276	285	219	277

LAKEWOOD STATION
OFFENSES BY REPORTING DISTRICT

Unincorporated

	1371	1374	1377	1378	1379
<u>PART I CRIME OFFENSES</u>					
Criminal Homicide	-	-	-	-	-
Forcible Rape	-	-	-	-	-
Robbery	-	-	-	-	5
Aggravated Assault	1	2	-	-	-
Burglary	1	9	-	-	-
Larceny Theft	2	6	-	-	1
Grand Theft Auto	3	2	-	1	-
Arson	-	-	-	-	-
Subtotal	7	19	-	1	6
<u>ALL OTHER OFFENSES</u>					
Forgery	-	-	-	-	-
Fraud and NSF Checks	-	-	-	-	-
Sex Offenses Felony	-	1	-	-	-
Sex Offenses Misdemeanors	-	3	-	-	-
Assaults, Non-Aggravated	1	-	-	1	-
Weapon Laws	-	-	-	-	-
Offenses Against Family	-	-	-	-	-
Narcotics	1	1	-	-	-
Liquor Laws	-	-	-	-	-
Drunk-Alcohol/Drugs	-	-	-	-	-
Disorderly Conduct	-	4	-	-	-
Vagrancy	-	-	-	-	-
Gambling	-	-	-	-	-
Drunk Driving-Vehicle/Boat	-	-	-	-	-
Vehicle/Boating Laws	-	-	-	-	-
Vandalism	2	1	-	-	-
Warrants	-	-	-	-	-
Receiving Stolen Property	-	-	-	-	-
Federal Offenses W/O Money	-	-	-	-	-
Federal Offenses With Money	-	-	-	-	-
Felonies, Miscellaneous	-	-	-	-	-
Misdemeanors, Miscellaneous	-	1	-	-	-
Subtotal	4	11	-	1	-
<u>NON-CRIMINAL</u>					
Persons Missing	1	2	-	-	-
Juvenile, Non-Criminal	-	-	-	-	-
Commitments	-	-	-	-	-
Miscellaneous, Non-Criminal	1	2	-	-	-
Suicide and Attempt	-	1	-	-	-
Mentally Ill	-	-	-	-	-
Accidents, Traffic/Veh./Boat	2	-	-	-	-
Accidents, Miscellaneous	-	-	-	-	-
Persons Dead	-	2	-	-	-
Subtotal	4	7	-	-	-

L A K E W O O D S T A T I O N

PART I OFFENSES CLEARED

ACTUAL KNOWN OFFENSES	STATION TOTAL	UNINC.	CERRITOS	BELLFLOWER	ARTESIA	HAWAIIAN GARDENS
TOTAL PART I OFFENSES	13,636	37	3,067	2,945	549	720
Number Cleared	2,185	5	478	533	84	115
Percent Cleared	16.0	13.5	15.6	18.1	15.3	16.0
CRIMINAL HOMICIDE	18	-	2	4	2	2
Number Cleared	11	-	1	3	3	1
Percent Cleared	61.1	-	50.0	75.0	50.0	50.0
FORCIBLE RAPE	91	-	7	33	3	6
Number Cleared	44	-	2	12	1	7
Percent Cleared	48.4	-	28.6	36.4	33.3	116.7
ROBBERY	859	5	124	229	49	57
Number Cleared	232	-	39	51	12	14
Percent Cleared	27.0	-	31.5	22.3	24.5	24.6
AGGRAVATED ASSAULT	1,710	5	207	485	84	102
Number Cleared	576	1	70	181	24	34
Percent Cleared	33.7	20.0	33.8	37.3	28.6	33.3
BURGLARY	2,809	11	567	687	123	175
Number Cleared	421	3	71	110	14	16
Percent Cleared	15.0	27.3	12.5	16.0	11.4	9.1
LARCENY THEFT	5,742	9	1,633	1,009	194	308
Number Cleared	758	1	262	142	25	39
Percent Cleared	13.2	11.1	16.0	14.1	12.9	12.7
GRAND THEFT AUTO	2,336	7	519	483	84	67
Number Cleared	137	-	33	33	2	4
Percent Cleared	5.9	-	6.4	6.4	2.4	6.0
ARSON	71	-	8	15	10	3
Number Cleared	6	-	-	1	3	-
Percent Cleared	8.5	-	-	6.7	30.0	-

STOLEN AND RECOVERED PROPERTY

	AMOUNT STOLEN	AMOUNT RECOVERED	PERCENT
TOTAL	\$20,036,758	\$4,641,899	23.2
Homicide	-	-	-
Rape	17,815	15,000	84.2
Robbery	813,124	213,547	26.3
Burglary	3,303,272	146,958	4.4
Larceny Theft	3,415,296	292,525	8.6
Auto Theft	12,487,251	3,973,869	31.8

L A K E W O O D S T A T I O N

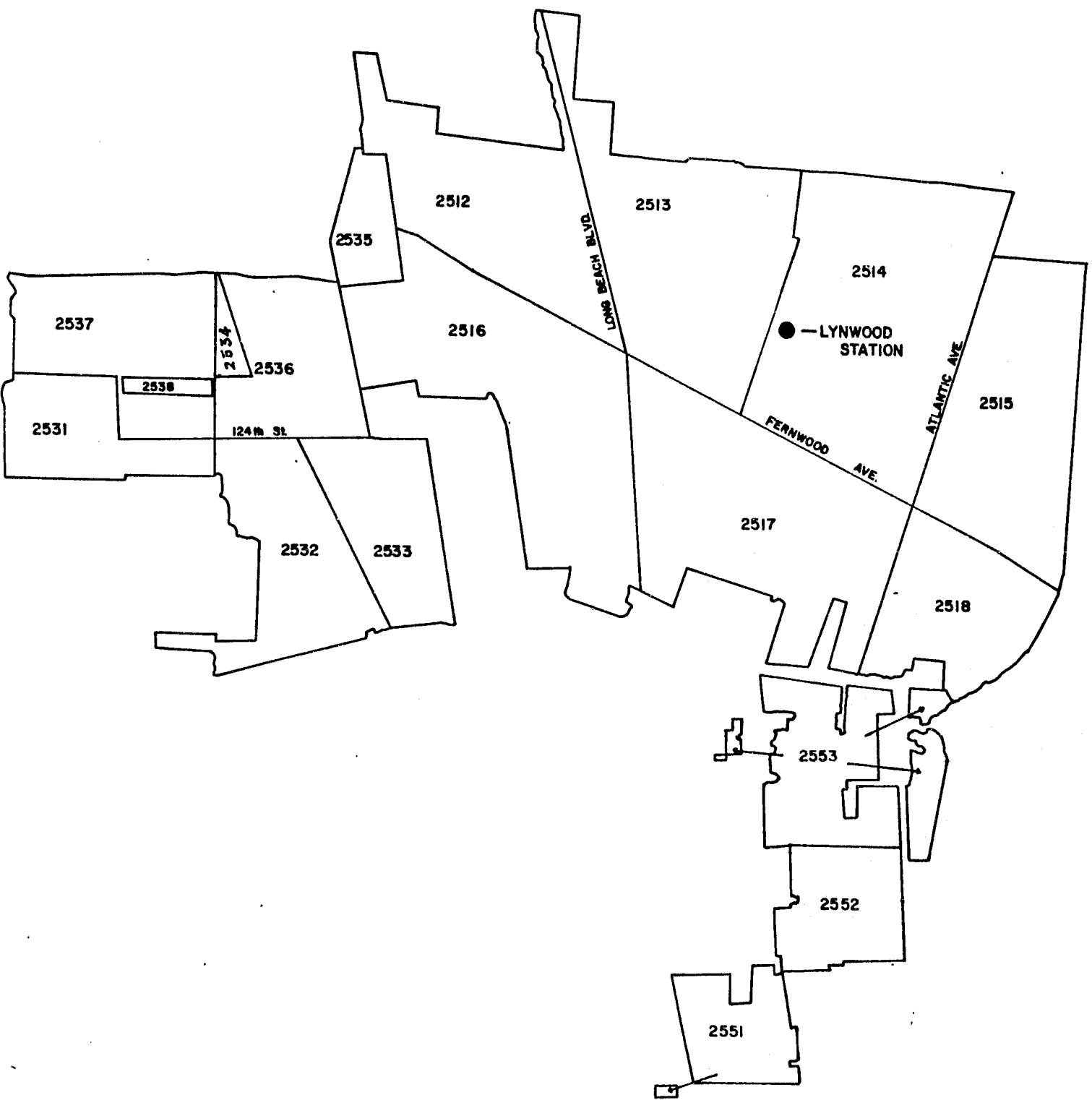
PART I OFFENSES CLEARED (CONTINUED)

<u>ACTUAL KNOWN OFFENSES</u>	<u>LAKWOOD</u>	<u>PARAMOUNT</u>
TOTAL PART I OFFENSES	3,537	2,781
Number Cleared	565	405
Percent Cleared	16.0	14.6
CRIMINAL HOMICIDE	1	7
Number Cleared	-	3
Percent Cleared	-	42.9
FORCIBLE RAPE	21	21
Number Cleared	12	10
Percent Cleared	57.1	47.6
ROBBERY	198	197
Number Cleared	68	48
Percent Cleared	34.3	24.4
AGGRAVATED ASSAULT	384	443
Number Cleared	112	154
Percent Cleared	29.2	34.8
BURGLARY	639	607
Number Cleared	123	84
Percent Cleared	19.2	13.8
LARCENY THEFT	1,608	981
Number Cleared	215	74
Percent Cleared	13.4	7.5
GRAND THEFT AUTO	673	503
Number Cleared	35	30
Percent Cleared	5.2	6.0
ARSON	13	22
Number Cleared	-	2
Percent Cleared	-	9.1

L A K E W O O D S T A T I O N

TRAFFIC ACCIDENT AND ENFORCEMENT SUMMARY

<u>STATION TOTAL</u>	TRAFFIC ACCIDENTS	
	<u>1987-88</u>	<u>1986-87</u>
Total	5,116	4,818
Fatality	14	10
Injury	1,940	1,650
Non-Injury	3,162	3,158
 <u>CERRITOS</u>		
Total	844	883
Fatality	1	3
Injury	330	286
Non-Injury	513	594
 <u>LAKEWOOD</u>		
Total	1,369	1,250
Fatality	4	2
Injury	542	444
Non-Injury	823	804
 <u>BELLFLOWER</u>		
Total	1,349	1,255
Fatality	3	2
Injury	496	449
Non-Injury	850	804
 <u>ARTESIA</u>		
Total	377	382
Fatality	2	1
Injury	133	125
Non-Injury	242	256
 <u>HAWAIIAN GARDENS</u>		
Total	267	222
Fatality	-	-
Injury	86	64
Non-Injury	181	158
 <u>PARAMOUNT</u>		
Total	910	826
Fatality	4	2
Injury	353	282
Non-Injury	553	542



LYNWOD AREA

LYNWOOD STATION

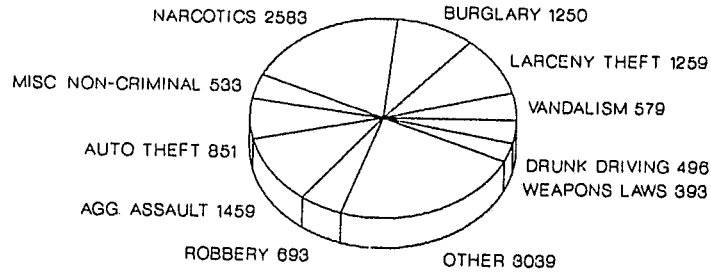
SYNOPSIS

	FISCAL YEAR	FISCAL YEAR	PERCENT CHANGE	CRIME RATE PER 10,000 POP.	
	1987-88	1986-87		1987-88	1986-87
<u>TOTAL CASES HANDLED</u>	13,135	13,340	- 2		
<u>PART I OFFENSES</u>	5,764	5,782	-	666.33	668.86
Criminal Homicide	50	46	+ 9	5.78	5.32
Forcible Rape	73	97	- 25	8.44	11.22
Robbery	693	710	- 2	80.11	82.13
Aggravated Assault	1,459	1,199	+ 22	168.66	138.70
Burglary	1,250	1,422	- 12	144.50	164.50
Larceny Theft	1,259	1,196	+ 5	145.54	138.35
Grand Theft Auto	851	995	- 14	98.38	115.10
Arson	129	117	+ 10	14.91	13.53
<u>PART II OFFENSES</u>	5,845	5,941	- 2	675.69	687.25
Non-Criminal Cases	1,526	1,617	- 6		
<u>TOTAL ARRESTS</u>	8,304	7,550	+ 10		
Adult Arrests	7,058	6,309	+ 12		
Juvenile Arrests	1,246	1,241	-		
<u>TOTAL CASE ASSIGNMENTS</u>	7,351	7,649	- 4		
Adult Detectives	7,278	7,345	- 1		
Juvenile Detectives	73	304	- 76		
<u>STOLEN AND RECOVERED PROPERTY</u>					
Amount Stolen	5,693,420	5,924,822	- 4		
Amount Recovered	1,726,077	1,315,738	+ 31		
Percent Recovered	30.3	22.2			
<u>TRAFFIC ACCIDENTS</u>	741	670	+ 11		

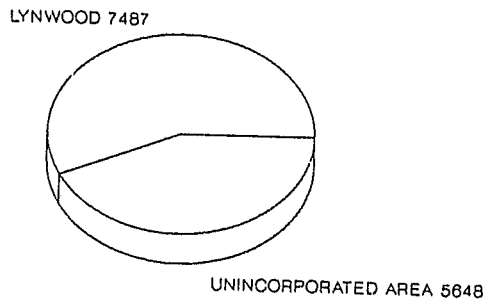
	AREA IN SQUARE MILES	POPULATION	CRIME RATE PER 10,000 POP.		PERCENT CHANGE
		1987-88	1987-88	1986-87	
Total Area	7.61	86,504	666.33	668.86	-
Unincorporated Area	2.76	31,443	736.57	742.88	- 1
Lynwood	4.85	55,061	626.21	626.74	-

LYNWOOD STATION

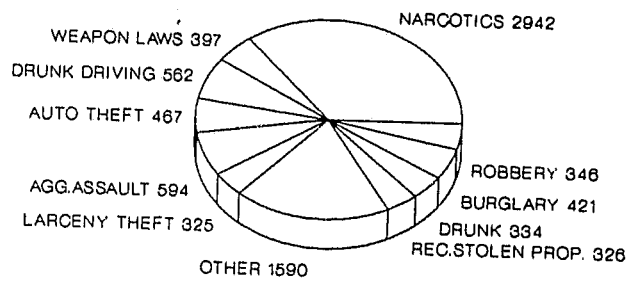
MOST FREQUENT CASES HANDLED



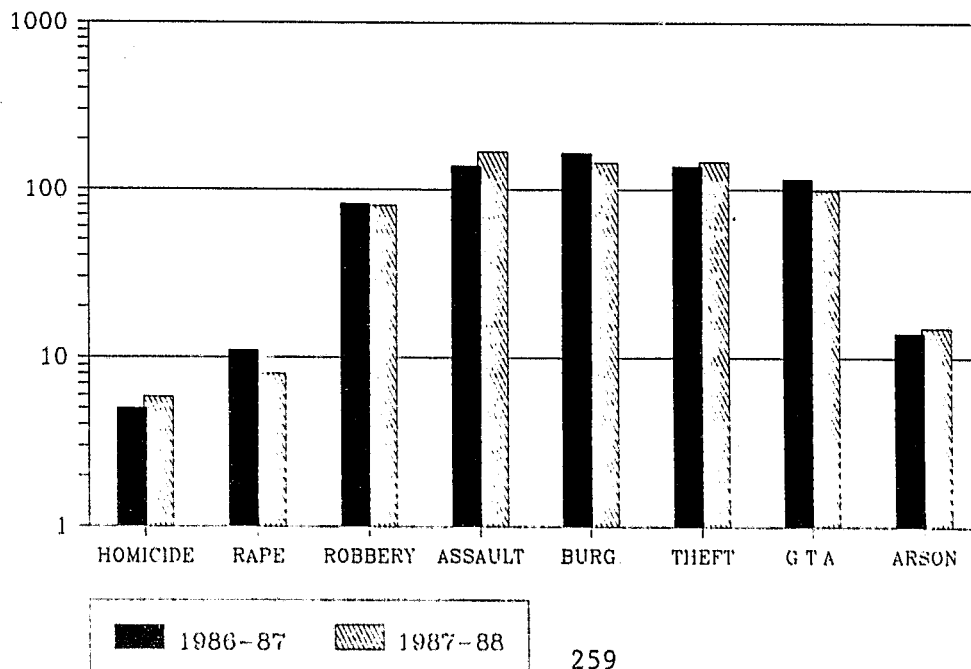
CASES HANDLED BY LOCATION



MOST FREQUENT ARRESTS



CRIME RATE RATE PER 10,000 POPULATION



LYNWOOD STATION

	CASES AND ARRESTS			CASE ASSIGNMENTS	
	CASES HANDLED	ADULTS ARRESTED	JUVENILES ARRESTED	ADULT	JUVENILE
FISCAL YEAR 1987-88	13,135	7,058	1,246	7,278	73
FISCAL YEAR 1986-87	13,340	6,309	1,241	7,345	304
FISCAL YEAR 1985-86	13,393	6,658	1,526	7,172	367
% CHANGE LAST TWO YEARS	- 2	+ 12	-	- 1	- 76
<u>PART I CRIME OFFENSES</u>					
Criminal Homicide	50	27	13	3	-
Forcible Rape	73	31	2	65	-
Robbery	693	257	89	676	1
Aggravated Assault	1459	467	127	1318	1
Burglary	1250	328	93	1242	1
Larceny Theft	1259	272	53	1048	4
Grand Theft Auto	851	322	145	844	1
Arson	129	14	2	3	-
Subtotal	5764	1718	524	5199	8
<u>ALL OTHER OFFENSES</u>					
Forgery	23	6	1	6	-
Fraud and NSF Checks	45	13	-	39	-
Sex Offenses Felony	104	48	6	58	-
Sex Offenses Misdemeanors	127	74	1	48	-
Assaults, Non-Aggravated	313	108	24	121	-
Weapon Laws	393	339	58	161	5
Offenses Against Family	9	3	-	9	-
Narcotics	2583	2689	253	185	17
Liquor Laws	64	47	24	15	1
Drunk-Alcohol/Drugs	277	327	7	7	-
Disorderly Conduct	70	61	20	41	-
Vagrancy	4	27	4	2	-
Gambling	22	61	16	4	1
Drunk Driving-Vehicle/Boat	496	560	2	6	-
Vehicle/Boating Laws	330	95	11	104	-
Vandalism	579	43	33	468	5
Warrants	4	290	1	3	-
Receiving Stolen Property	86	255	71	75	-
Federal Offenses W/O Money	2	1	-	2	-
Federal Offenses With Money	6	-	-	6	-
Felonies, Miscellaneous	109	79	11	93	1
Misdemeanors, Miscellaneous	199	214	19	37	-
Subtotal	5845	5340	562	1490	30
<u>NON-CRIMINAL</u>					
Persons Missing	343	-	2	207	35
Juvenile, Non-Criminal	8	-	152	6	-
Commitments	-	-	-	-	-
Miscellaneous, Non-Criminal	533	-	6	309	-
Suicide and Attempt	47	-	-	34	-
Mentally Ill	137	-	-	6	-
Accidents, Traffic	351	-	-	15	-
Accidents, Miscellaneous	12	-	-	11	-
Persons Dead	95	-	-	1	-
Subtotal	1526	-	160	589	35

L Y N W O O D S T A T I O N

	Lynwood-Unincorporated			City of Lynwood		
	CASES HANDLED	ADULTS ARRESTED	JUVENILES ARRESTED	CASES HANDLED	ADULTS ARRESTED	JUVENILES ARRESTED
FISCAL YEAR 1987-88	5,648	3,991	662	7,487	3,067	584
FISCAL YEAR 1986-87	5,513	3,218	722	7,827	3,091	519
FISCAL YEAR 1985-86	5,044	2,987	681	8,349	3,671	845
% CHANGE LAST TWO YEARS	+ 2	+ 24	- 8	- 4	- 1	+ 13
<u>PART I CRIME OFFENSES</u>						
Criminal Homicide	26	18	5	24	9	8
Forcible Rape	20	13	-	53	18	2
Robbery	281	112	45	412	145	44
Aggravated Assault	738	257	49	721	210	78
Burglary	458	188	27	792	140	66
Larceny Theft	439	154	31	820	118	22
Grand Theft Auto	293	213	78	558	109	67
Arson	61	5	1	68	9	1
Subtotal	2316	960	236	3448	758	288
<u>ALL OTHER OFFENSES</u>						
Forgery	7	4	1	16	2	-
Fraud and NSF Checks	10	5	-	35	8	-
Sex Offenses Felony	50	21	4	54	27	2
Sex Offenses Misdemeanors	18	1	-	109	73	1
Assaults, Non-Aggravated	133	53	5	180	55	19
Weapon Laws	229	196	34	164	143	24
Offenses Against Family	6	1	-	3	2	-
Narcotics	1730	1793	181	853	896	72
Liquor Laws	30	12	10	34	35	14
Drunk-Alcohol/Drugs	105	138	-	172	189	7
Disorderly Conduct	29	29	10	41	32	10
Vagrancy	3	15	2	1	12	2
Gambling	14	41	13	8	20	3
Drunk Driving-Vehicle/Boat	114	157	-	382	403	2
Vehicle/Boating Laws	66	51	4	264	44	7
Vandalism	148	20	9	431	23	24
Warrants	2	153	-	2	137	1
Receiving Stolen Property	52	176	50	34	79	21
Federal Offenses W/O Money	2	-	-	-	1	-
Federal Offenses With Money	1	-	-	5	-	-
Felonies, Miscellaneous	33	32	9	76	47	2
Misdemeanors, Miscellaneous	73	133	8	126	81	11
Subtotal	2855	3031	340	2990	2309	222
<u>NON-CRIMINAL</u>						
Persons Missing	100	-	1	243	-	1
Juvenile, Non-Criminal	4	-	82	4	-	70
Commitments	-	-	-	-	-	-
Miscellaneous, Non-Criminal	245	-	3	288	-	3
Suicide and Attempt	17	-	-	30	-	-
Mentally Ill	54	-	-	83	-	-
Accidents, Traffic/Veh./Boat	8	-	-	343	-	-
Accidents, Miscellaneous	5	-	-	7	-	-
Persons Dead	44	-	-	51	-	-
Subtotal	477	-	86	1049	-	74

LYNWOOD STATION
OFFENSES BY REPORTING DISTRICT

	Lynwood						
	2512	2513	2514	2515	2516	2517	2518
<u>PART I CRIME OFFENSES</u>							
Criminal Homicide	4	3	2	2	3	8	2
Forcible Rape	7	10	8	3	14	9	2
Robbery	46	100	62	41	61	71	31
Aggravated Assault	72	157	92	81	117	154	48
Burglary	122	121	160	82	121	143	43
Larceny Theft	95	250	129	94	122	89	41
Grand Theft Auto	72	143	78	48	97	88	32
Arson	8	13	10	7	11	13	6
Subtotal	426	797	541	358	546	575	205
<u>ALL OTHER OFFENSES</u>							
Forgery	2	4	9	1	-	-	-
Fraud and NSF Checks	1	10	21	2	-	-	1
Sex Offenses Felony	8	8	15	5	8	6	4
Sex Offenses Misdemeanors	9	36	7	3	29	24	1
Assaults, Non-Aggravated	8	56	29	18	26	29	14
Weapons Laws	16	20	18	17	40	37	16
Offenses Against Family	-	1	-	1	-	1	-
Narcotics	99	110	50	67	321	152	54
Liquor Laws	4	9	2	7	6	4	2
Drunk-Alcohol/Drugs	18	38	27	24	33	18	14
Disorderly Conduct	3	10	5	5	5	11	2
Vagrancy	-	-	-	-	1	-	-
Gambling	1	1	2	2	1	1	-
Drunk Driving-Vehicle/Boat	63	82	49	32	73	63	20
Vehicle/Boating Laws	59	44	42	25	43	44	7
Vandalism	67	102	87	42	51	58	24
Warrants	1	1	-	-	-	-	-
Receiving Stolen Property	5	1	4	3	9	9	3
Federal Offenses W/O Money	-	-	-	-	-	-	-
Federal Offenses With Money	1	1	-	1	2	-	-
Felonies Miscellaneous	7	23	8	10	12	13	3
Misdemeanors, Miscellaneous	16	24	9	15	33	19	10
Subtotal	388	581	384	280	693	489	175
<u>NON-CRIMINAL</u>							
Persons Missing	23	47	50	24	38	54	7
Juvenile, Non-Criminal	-	-	2	-	1	-	1
Commitments	-	-	-	-	-	-	-
Miscellaneous, Non-Criminal	36	57	68	24	49	34	20
Suicide and Attempt	3	10	4	-	6	5	2
Mentally Ill	6	34	12	11	11	7	2
Accidents, Traffic/Veh./Boat	68	83	55	31	51	43	12
Accidents, Miscellaneous	2	4	-	-	1	-	-
Persons Dead	6	21	3	2	8	8	3
Subtotal	144	256	194	92	165	151	47

LYNWOOD STATION
OFFENSES BY REPORTING DISTRICT

	Unincorporated										
	2531	2532	2533	2434	2535	2536	2537	2538	2551	2552	2553
<u>PART I CRIME OFFENSES</u>											
Criminal Homicide	1	5	5	-	1	1	5	-	3	3	2
Forcible Rape	1	-	1	-	1	2	2	2	4	2	5
Robbery	6	36	20	3	13	30	67	6	7	54	39
Aggravated Assault	30	160	62	8	35	94	68	15	46	118	102
Burglary	34	57	45	15	28	72	44	10	20	53	80
Larceny Theft	25	39	32	86	25	53	30	35	12	51	51
Grand Theft Auto	16	29	20	7	11	25	25	43	26	55	36
Arson	1	12	8	-	3	3	13	-	6	5	10
Subtotal	114	338	193	119	117	280	254	111	124	341	325
<u>ALL OTHER OFFENSES</u>											
Forgery	-	1	1	-	1	-	2	1	-	1	-
Fraud and NSF Checks	1	-	-	1	-	2	2	1	2	-	1
Sex Offenses Felony	4	15	4	-	2	8	4	1	3	4	5
Sex Offenses Misdemeanors	-	3	2	-	7	1	1	-	-	1	3
Assaults, Non-Aggravated	5	16	6	2	4	17	19	13	16	18	17
Weapon Laws	4	54	21	-	15	11	19	1	41	37	26
Offenses Against Family	-	1	-	-	1	-	-	-	2	1	-
Narcotics	22	429	99	8	208	54	171	9	289	330	109
Liquor Laws	-	5	2	-	-	1	6	-	2	11	3
Drunk-Alcohol/Drugs	3	17	10	4	6	16	9	8	1	19	12
Disorderly Conduct	2	4	2	-	-	3	1	7	5	1	4
Vagrancy	-	-	-	-	-	-	1	-	-	1	1
Gambling	-	6	-	-	-	-	7	-	1	-	-
Drunk Driving-Vehicle/Boat	4	13	11	2	6	11	7	1	19	17	23
Vehicle/Boating Laws	1	13	7	3	3	4	3	-	7	10	15
Vandalism	9	20	12	1	10	18	11	-	14	21	32
Warrants	-	-	-	-	-	-	-	-	2	-	-
Receiving Stolen Property	-	14	7	-	4	3	3	1	6	8	6
Federal Offenses W/O Money	-	1	-	-	-	-	-	-	-	-	1
Federal Offenses With Money	-	-	-	-	-	-	1	-	-	-	-
Felonies, Miscellaneous	1	8	3	1	2	5	3	2	3	3	2
Misdemeanors, Miscellaneous	1	9	5	2	8	4	6	-	6	14	18
Subtotal	57	629	192	24	277	158	276	45	419	497	278
<u>NON-CRIMINAL</u>											
Persons Missing	7	13	13	-	5	9	9	1	9	18	15
Juvenile, Non-Criminal	-	-	1	-	-	2	-	-	1	-	-
Commitments	-	-	-	-	-	-	-	-	-	-	-
Miscellaneous, Non-Criminal	4	16	13	2	4	18	12	7	16	26	37
Suicide and Attempt	3	-	-	-	1	3	3	-	1	2	4
Mentally Ill	8	5	3	1	5	8	8	1	4	4	7
Accidents, Traffic/Veh./Boat	-	2	-	-	-	1	-	-	1	4	-
Accidents, Miscellaneous	-	2	-	1	-	-	-	-	-	2	-
Persons Dead	3	5	6	-	3	2	4	19	-	-	2
Subtotal	25	43	36	4	18	43	36	28	32	56	65

LYNWOOD STATION

PART I OFFENSES CLEARED

ACTUAL KNOWN OFFENSES	STATION TOTAL	UNINCORPORATED	LYNWOOD
TOTAL PART I OFFENSES	5,761	2,313	3,448
Number Cleared	1,454	673	781
Percent Cleared	25.2	29.1	22.7
CRIMINAL HOMICIDE	49	25	24
Number Cleared	33	20	13
Percent Cleared	67.3	80.0	54.2
FORCIBLE RAPE	73	20	53
Number Cleared	35	9	26
Percent Cleared	47.9	45.0	49.1
ROBBERY	691	279	412
Number Cleared	266	101	165
Percent Cleared	38.5	36.2	40.0
AGGRAVATED ASSAULT	1,459	738	721
Number Cleared	542	298	244
Percent Cleared	37.1	40.4	33.8
BURGLARY	1,250	458	792
Number Cleared	300	128	172
Percent Cleared	24.0	27.9	21.7
LARCENY THEFT	1,259	439	820
Number Cleared	198	84	114
Percent Cleared	15.7	19.1	13.9
GRAND THEFT AUTO	851	293	558
Number Cleared	67	28	39
Percent Cleared	7.9	9.6	7.0
ARSON	129	61	68
Number Cleared	13	5	8
Percent Cleared	10.1	8.2	11.8

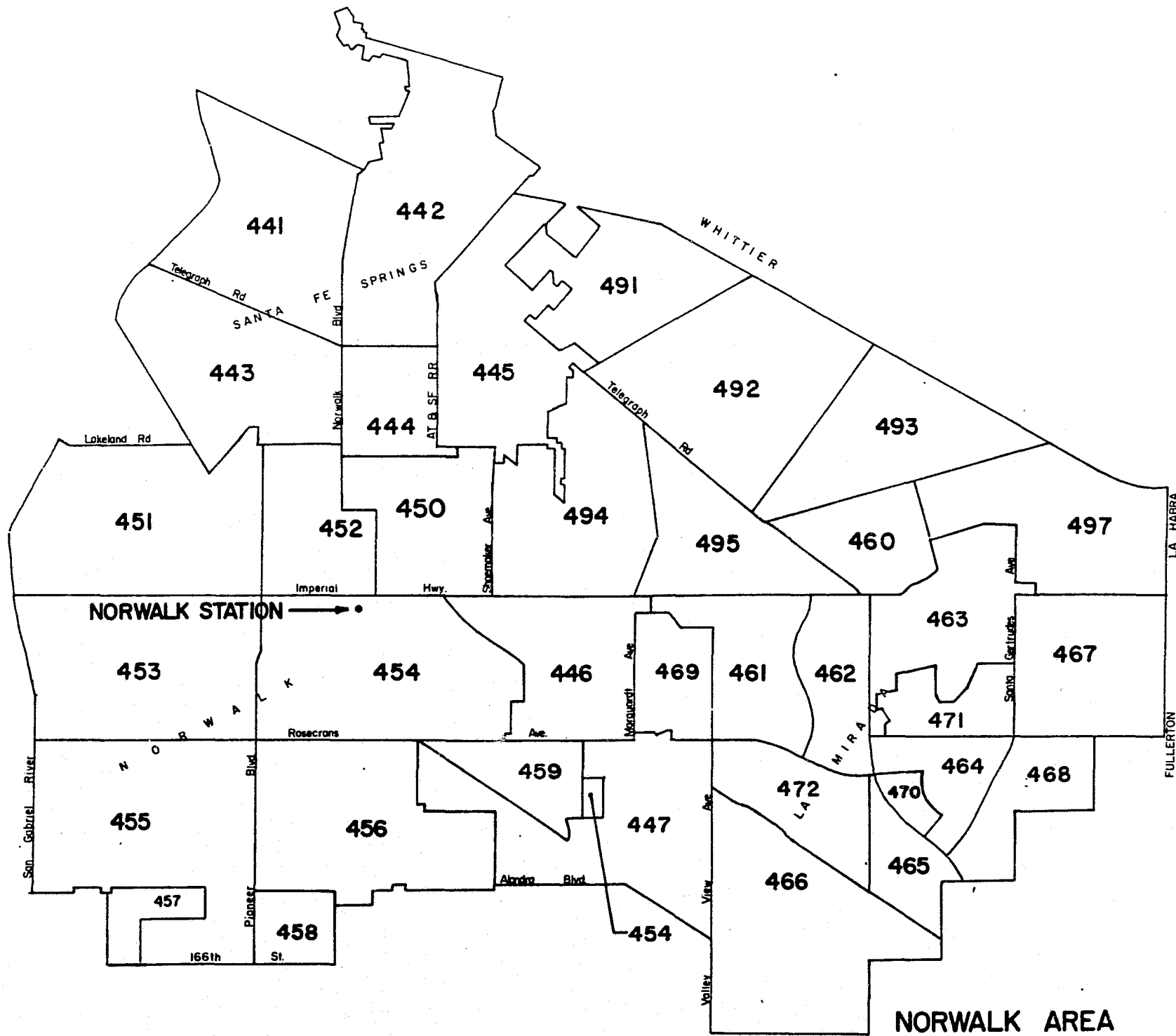
STOLEN AND RECOVERED PROPERTY

	AMOUNT STOLEN	AMOUNT RECOVERED	PERCENT
TOTAL	5,693,420	1,726,077	30.3
Homicide	2,001	2,000	100.0
Rape	3,158	-	-
Robbery	735,456	248,972	33.9
Burglary	892,529	99,956	11.2
Larceny Theft	632,450	66,671	10.5
Auto Theft	3,427,826	1,308,478	38.2

LYNWOOD STATION

TRAFFIC ACCIDENT AND ENFORCEMENT SUMMARY

<u>STATION TOTAL</u>	TRAFFIC ACCIDENTS	
	<u>1987-88</u>	<u>1986-87</u>
Total	741	670
Fatality	2	2
Injury	422	387
Non-Injury	317	281
 <u>LYNWOOD</u>		
Total	741	670
Fatality	2	2
Injury	422	387
Non-Injury	317	281



NORWALK STATION

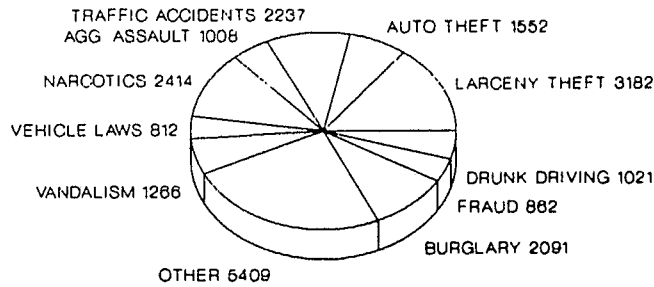
SYNOPSIS

	FISCAL YEAR	FISCAL YEAR	PERCENT CHANGE	CRIME RATE PER 10,000 POP.	
	1987-88	1986-87		1987-88	1986-87
<u>TOTAL CASES HANDLED</u>	21,854	22,435	- 3		
<u>PART I OFFENSES</u>	8,364	8,817	- 5	420.29	443.11
Criminal Homicide	7	15	- 53	.35	.75
Forcible Rape	55	72	- 24	2.76	3.62
Robbery	418	378	+ 11	21.00	19.00
Aggravated Assault	1,008	920	+ 10	50.65	46.24
Burglary	2,091	2,367	- 12	105.07	118.96
Larceny Theft	3,182	3,604	- 12	159.90	181.13
Grand Theft Auto	1,552	1,398	+ 11	77.99	70.26
Arson	51	63	- 19	2.56	3.17
<u>PART II OFFENSES</u>	9,570	9,703	- 1	480.89	487.64
Non-Criminal Cases	3,920	3,915	-		
<u>TOTAL ARRESTS</u>	8,772	8,193	+ 7		
Adult Arrests	7,347	6,985	+ 5		
Juvenile Arrests	1,425	1,208	+ 18		
<u>TOTAL CASE ASSIGNMENTS</u>	12,820	12,988	- 1		
Adult Detectives	12,820	12,987	- 1		
Juvenile Detectives	-	1	-100		
<u>STOLEN AND RECOVERED PROPERTY</u>					
Amount Stolen	12,582,180	13,839,832	- 9		
Amount Recovered	2,658,368	3,529,963	- 25		
Percent Recovered	21.1	25.5			
<u>TRAFFIC ACCIDENTS</u>	3,295	3,081	+ 7		

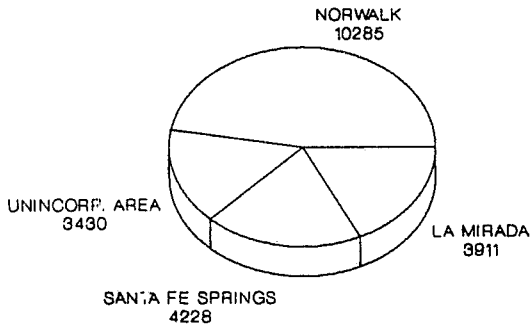
	AREA IN SQUARE MILES	POPULATION	CRIME RATE PER 10,000 POP.		PERCENT CHANGE
		1987-88	PART I OFFENSES		
			1987-88	1986-87	
Total Area	40.76	199,004	420.29	443.11	- 5
Unincorporated Area	14.90	54,900	261.57	267.86	- 2
La Mirada	7.78	41,802	297.35	318.16	- 7
Norwalk	9.36	86,828	442.02	469.93	- 6
Santa Fe Springs	8.72	15,474	1,193.62	1,250.40	- 5

NORWALK STATION

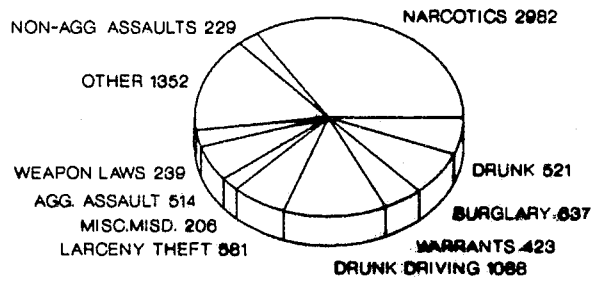
MOST FREQUENT CASES HANDLED



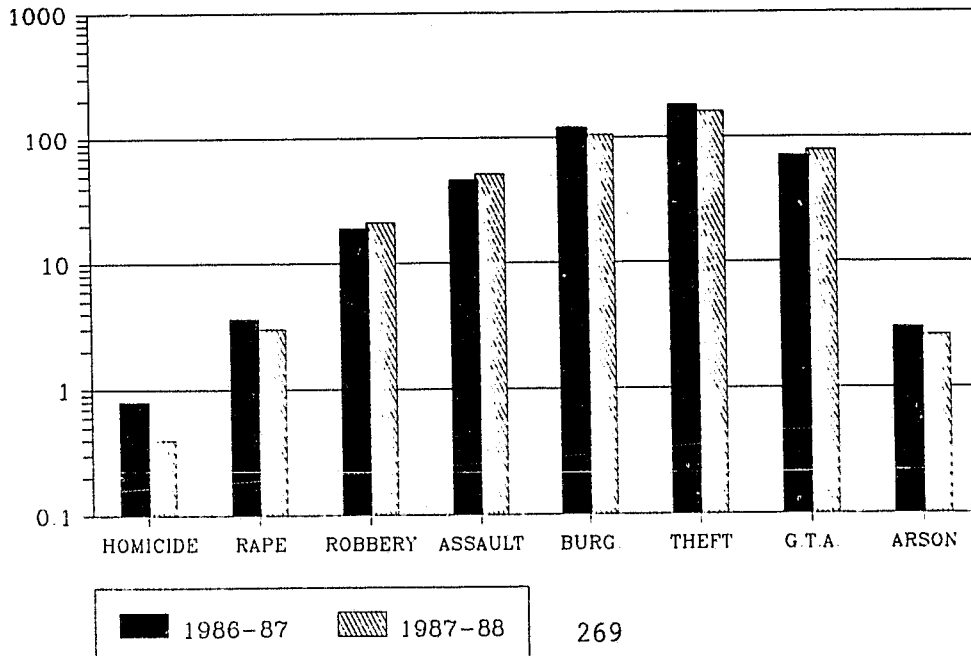
CASES HANDLED BY LOCATION



MOST FREQUENT ARRESTS



CRIME RATE RATE PER 10,000 POPULATION



N O R W A L K S T A T I O N

	CASES AND ARRESTS			CASE ASSIGNMENTS	
	CASES HANDLED	ADULTS ARRESTED	JUVENILES ARRESTED	ADULT	JUVENILE
FISCAL YEAR 1987-88	21,854	7,347	1,425	12,820	-
FISCAL YEAR 1986-87	22,435	6,985	1,208	12,987	1
FISCAL YEAR 1985-86	20,864	7,528	1,482	13,267	3
% CHANGE LAST TWO YEARS	- 3	+ 5	+ 18	- 1	-100
<u>PART I CRIME OFFENSES</u>					
Criminal Homicide	7	5	-	7	-
Forcible Rape	55	29	3	47	-
Robbery	418	114	45	369	-
Aggravated Assault	1,008	442	72	818	-
Burglary	2,091	356	281	2,056	-
Larceny Theft	3,182	452	129	2,866	-
Grand Theft Auto	1,552	77	63	1,522	-
Arson	51	7	3	13	-
Subtotal	8,364	1,482	596	7,698	-
<u>ALL OTHER OFFENSES</u>					
Forgery	59	18	2	20	-
Fraud and NSF Checks	862	34	3	851	-
Sex Offenses Felonies	179	87	19	92	-
Sex Offenses Misdemeanors	209	17	-	190	-
Assaults, Non-Aggravated	565	186	43	286	-
Weapon Laws	276	190	49	122	-
Offenses Against Family	14	7	-	13	-
Narcotics	2,414	2,753	229	246	-
Liquor Laws	440	54	57	59	-
Drunk-Alcohol/Drugs	378	482	39	38	-
Disorderly Conduct	332	62	25	269	-
Vagrancy	6	3	7	1	-
Gambling	3	11	-	-	-
Drunk Driving-Vehicle/Boat	1,021	1,076	12	86	-
Vehicle/Boating Laws	812	147	28	149	-
Vandalism	1,266	43	73	1,152	-
Warrants	6	422	1	1	-
Receiving Stolen Property	40	80	34	34	-
Federal Offenses W/O Money	8	4	-	6	-
Federal Offenses With Money	17	-	-	14	-
Felonies, Miscellaneous	238	55	14	206	-
Misdemeanors, Miscellaneous	425	134	72	102	-
Subtotal	9,570	5,865	707	3,937	-
<u>NON-CRIMINAL</u>					
Persons Missing	691	-	2	568	-
Juvenile, Non-Criminal	8	-	117	8	-
Commitments	-	-	-	-	-
Miscellaneous, Non-Criminal	679	-	3	490	-
Suicide and Attempt	85	-	-	61	-
Mentally Ill	95	-	-	11	-
Accidents, Traffic/Veh./Boat	2,237	-	-	32	-
Accidents, Miscellaneous	22	-	-	9	-
Persons Dead	103	-	-	6	-
Subtotal	3,920	-	122	1,185	-

N O R W A L K S T A T I O N

	Norwalk-Unincorporated			City of Santa Fe Springs		
	CASES HANDLED	ADULTS ARRESTED	JUVENILES ARRESTED	CASES HANDLED	ADULTS ARRESTED	JUVENILES ARRESTED
FISCAL YEAR 1987-88	3,430	1,449	260	4,228	1,416	208
FISCAL YEAR 1986-87	3,332	1,202	199	4,481	1,424	201
FISCAL YEAR 1985-86	3,151	1,191	235	4,323	1,639	236
% CHANGE LAST TWO YEARS	+ 3	+ 21	+ 31	- 6	- 1	+ 3
<u>PART I CRIME OFFENSES</u>						
Criminal Homicide	2	2	-	4	1	-
Forcible Rape	13	10	-	8	1	1
Robbery	48	28	16	78	14	4
Aggravated Assault	233	100	17	125	39	8
Burglary	424	49	43	352	110	44
Larceny Theft	421	41	6	867	175	58
Grand Theft Auto	283	15	8	401	12	18
Arson	12	5	-	12	1	1
Subtotal	1436	250	90	1847	353	134
<u>ALL OTHER OFFENSES</u>						
Forgery	6	2	-	11	2	-
Fraud and NSF Checks	44	3	-	154	7	1
Sex Offenses Felonies	50	20	4	9	6	1
Sex Offenses Misdemeanors	68	4	-	28	1	-
Assaults, Non-Aggravated	107	34	4	72	33	7
Weapon Laws	63	46	6	47	30	7
Offenses Against Family	4	2	-	2	1	-
Narcotics	510	615	63	379	461	16
Liquor Laws	31	15	12	23	4	3
Drunk-Alcohol/Drugs	75	151	9	61	72	2
Disorderly Conduct	69	22	6	42	6	3
Vagrancy	-	-	-	-	1	2
Gambling	2	6	-	-	-	-
Drunk Driving-Vehicle/Boat	96	110	-	294	309	3
Vehicle/Boating Laws	30	20	5	149	26	5
Vandalism	241	7	8	186	5	6
Warrants	2	79	-	-	60	-
Receiving Stolen Property	7	13	9	7	11	1
Federal Offenses W/O Money	4	-	-	2	-	-
Federal Offenses With Money	-	-	-	2	-	-
Felonies, Miscellaneous	35	10	2	64	11	4
Misdemeanors, Miscellaneous	84	40	11	51	17	2
Subtotal	1528	1199	139	1583	1063	63
<u>NON-CRIMINAL</u>						
Persons Missing	212	-	1	38	-	-
Juvenile, Non-Criminal	2	-	29	-	-	11
Commitments	-	-	-	-	-	-
Miscellaneous, Non-Criminal	180	-	1	131	-	-
Suicide and Attempt	19	-	-	9	-	-
Mentally Ill	17	-	-	12	-	-
Accidents, Traffic/Veh./Boat	8	-	-	598	-	-
Accidents, Miscellaneous	6	-	-	2	-	-
Persons Dead	22	-	-	8	-	-
Subtotal	466	-	31	798	-	11

N O R W A L K S T A T I O N

	City of Norwalk			City of La Mirada		
	CASES HANDLED	ADULTS ARRESTED	JUVENILES ARRESTED	CASES HANDLED	ADULTS ARRESTED	JUVENILES ARRESTED
FISCAL YEAR 1987-88	10,285	3,557	780	3,911	925	177
FISCAL YEAR 1986-87	10,814	3,360	643	3,808	999	165
FISCAL YEAR 1985-86	9,847	3,736	814	3,543	962	197
% CHANGE LAST TWO YEARS	- 5	+ 6	+ 21	+ 3	- 7	+ 7
<u>PART I CRIME OFFENSES</u>						
Criminal Homicide	1	2	-	-	-	-
Forcible Rape	26	14	1	8	4	1
Robbery	245	64	23	47	8	2
Aggravated Assault	527	253	29	123	50	18
Burglary	1003	161	166	312	36	28
Larceny Theft	1354	187	51	540	49	14
Grand Theft Auto	659	34	27	209	16	10
Arson	23	1	2	4	-	-
Subtotal	3838	716	299	1243	163	73
<u>ALL OTHER OFFENSES</u>						
Forgery	35	9	1	7	5	1
Fraud and NSF Checks	402	23	2	262	1	-
Sex Offenses Felonies	94	47	13	26	14	1
Sex Offenses Misdemeanors	76	6	-	37	6	-
Assaults, Non-Aggravated	300	92	21	86	27	11
Weapon Laws	127	82	30	39	32	6
Offenses Against Family	8	2	-	-	2	-
Narcotics	1247	1366	129	278	311	21
Liquor Laws	73	27	25	313	8	17
Drunk-Alcohol/Drugs	199	221	20	43	38	8
Disorderly Conduct	149	28	12	72	6	4
Vagrancy	5	1	5	1	1	-
Gambling	1	4	-	-	1	-
Drunk Driving-Vehicle/Boat	454	481	3	177	176	6
Vehicle/Boating Laws	480	73	11	153	28	7
Vandalism	593	29	55	246	2	4
Warrants	1	226	1	3	57	-
Receiving Stolen Property	23	44	21	3	12	3
Federal Offenses W/O Money	2	3	-	-	1	-
Federal Offenses With Money	11	-	-	4	-	-
Felonies, Miscellaneous	97	20	5	42	14	3
Misdemeanors, Miscellaneous	163	57	56	127	20	3
Subtotal	4540	2841	410	1919	762	95
<u>NON-CRIMINAL</u>						
Persons Missing	334	-	1	107	-	-
Juvenile, Non-Criminal	4	-	68	2	-	9
Commitments	-	-	-	-	-	-
Miscellaneous, Non-Criminal	279	-	2	89	-	-
Suicide and Attempt	37	-	-	20	-	-
Mentally Ill	54	-	-	12	-	-
Accidents, Traffic/Veh./Boat	1142	-	-	489	-	-
Accidents, Miscellaneous	9	-	-	5	-	-
Persons Dead	48	-	-	25	-	-
Subtotal	1907	-	71	749	-	9

NORWALK STATION

OFFENSES BY REPORTING DISTRICT

	Santa Fe Springs						
	0441	0442	0443	0444	0445	0446	0447
<u>PART I CRIME OFFENSES</u>							
Criminal Homicide	1	-	-	-	-	-	3
Forcible Rape	2	3	2	-	1	-	-
Robbery	3	19	15	1	25	2	13
Aggravated Assault	36	23	26	6	18	9	7
Burglary	68	76	87	12	48	13	48
Larceny Theft	91	133	144	29	341	26	103
Grand Theft Auto	68	68	67	21	73	12	92
Arson	-	2	3	1	2	-	4
Subtotal	269	324	344	70	508	62	270
<u>ALL OTHER OFFENSES</u>							
Forgery	1	-	2	-	7	-	1
Fraud and NSF Checks	3	24	6	3	101	-	17
Sex Offenses Felony	3	2	2	-	-	-	2
Sex Offenses Misdemeanors	6	-	15	3	4	-	-
Assaults, Non-Aggravated	11	10	27	1	12	4	7
Weapons Laws	3	9	15	3	5	1	11
Offenses Against Family	1	-	-	-	-	1	-
Narcotics	88	75	106	16	37	22	35
Liquor Laws	3	6	2	2	2	1	7
Drunk-Alcohol/Drugs	11	14	17	2	12	2	3
Disorderly Conduct	8	6	20	1	3	-	4
Vagrancy	-	-	-	-	-	-	-
Gambling	-	-	-	-	-	-	-
Drunk Driving-Vehicle/Boat	51	75	67	36	29	21	15
Vehicle/Boating Laws	24	16	31	13	34	10	21
Vandalism	41	30	48	4	42	6	15
Warrants	-	-	-	-	-	-	-
Receiving Stolen Property	1	-	2	1	1	-	2
Federal Offenses W/O Money	-	-	2	-	-	-	-
Federal Offenses With Money	-	-	-	-	1	-	1
Felonies, Miscellaneous	7	9	6	3	23	6	10
Misdemeanors, Miscellaneous	8	3	23	4	6	-	7
Subtotal	270	279	391	92	319	74	158
<u>NON-CRIMINAL</u>							
Persons Missing	13	1	23	-	1	-	-
Juvenile, Non-Criminal	-	-	-	-	-	-	-
Commitments	-	-	-	-	-	-	-
Miscellaneous, Non-Criminal	18	20	27	16	16	11	23
Suicide and Attempt	1	-	4	2	1	-	1
Mentally Ill	3	4	5	-	-	-	-
Accidents, Traffic/Veh./Boat	68	109	115	37	99	43	127
Accidents, Miscellaneous	-	-	2	-	-	-	-
Persons Dead	1	2	3	-	-	2	-
Subtotal	104	136	179	55	117	56	151

NORWALK STATION

OFFENSES BY REPORTING DISTRICT

	Norwalk									
	0450	0451	0452	0453	0454	0455	0456	0457	0458	0459
<u>PART I CRIME OFFENSES</u>										
Criminal Homicide	-	-	-	-	-	-	-	-	1	-
Forcible Rape	-	5	1	6	5	7	1	-	-	1
Robbery	-	40	17	44	30	62	28	1	11	12
Aggravated Assault	1	104	36	75	103	96	74	1	23	14
Burglary	-	137	42	183	200	218	151	1	22	49
Larceny Theft	2	260	104	261	275	224	147	10	29	42
Grand Theft Auto	3	117	40	106	158	126	67	17	14	11
Arson	-	-	3	5	6	3	4	-	1	1
Subtotal	6	663	243	680	777	736	472	30	101	130
<u>ALL OTHER OFFENSES</u>										
Forgery	-	7	1	7	8	7	3	-	1	1
Fraud and NSF Checks	-	325	20	15	19	16	4	1	-	2
Sex Offenses Felony	-	9	3	14	36	13	11	1	3	4
Sex Offenses Misdemeanors	-	9	5	12	13	22	11	3	-	1
Assaults, Non-Aggravated	1	50	12	53	78	41	41	10	8	6
Weapon Laws	-	10	3	27	30	20	22	-	5	10
Offenses Against Family	-	2	1	1	1	2	1	-	-	-
Narcotics	1	107	46	189	204	193	283	14	106	104
Liquor Laws	-	1	3	9	10	23	6	13	4	4
Drunk-Alcohol/Drugs	1	29	5	27	72	25	25	2	9	4
Disorderly Conduct	3	27	21	31	21	29	12	-	2	3
Vagrancy	-	-	-	2	2	1	-	-	-	-
Gambling	-	-	-	1	-	-	-	-	-	-
Drunk Driving-Vehicle/Boat	-	55	42	51	111	100	61	4	18	12
Vehicle/Boating Laws	-	77	31	74	82	84	83	3	23	23
Vandalism	-	72	26	117	126	129	86	2	22	13
Warrants	-	-	-	-	-	1	-	-	-	-
Receiving Stolen Property	-	1	-	7	2	8	2	-	1	2
Federal Offenses	-	1	1	-	-	-	-	-	-	-
Federal Offenses With Money	-	3	1	3	-	-	2	-	1	1
Felonies, Miscellaneous	-	21	10	15	23	11	11	3	2	1
Misdemeanors, Miscellaneous	-	30	9	27	37	34	17	4	2	3
Subtotal	6	836	240	682	875	759	681	60	207	194
<u>NON-CRIMINAL</u>										
Persons Missing	1	49	18	50	76	68	53	2	12	5
Juvenile, Non-Criminal	-	-	1	-	1	-	2	-	-	-
Commitments	-	-	-	-	-	-	-	-	-	-
Miscellaneous, Non-Criminal	3	37	14	45	78	41	33	11	10	7
Suicide and Attempt	-	5	1	7	6	11	6	-	-	1
Mentally Ill	7	8	5	8	17	4	4	-	-	1
Accidents, Traffic/Veh./Boat	1	216	76	168	222	205	149	5	43	57
Accidents, Miscellaneous	-	-	1	4	2	-	-	-	1	1
Persons Dead	-	3	3	15	10	6	8	-	3	-
Subtotal	12	318	119	297	412	335	255	18	69	72

NORWALK STATION

OFFENSES BY REPORTING DISTRICT

La Mirada

0460 0461 0462 0463 0464 0465 0466 0467 0468 0469

PART I CRIME OFFENSES

Criminal Homicide	-	-	-	-	-	-	-	-	-
Forcible Rape	1	-	-	-	1	-	1	1	3
Robbery	7	7	-	7	1	-	3	3	8
Aggravated Assault	13	18	15	13	9	6	4	7	8
Burglary	23	29	27	41	22	30	27	22	28
Larceny Theft	28	58	41	76	30	12	87	50	41
Grand Theft Auto	6	28	17	24	23	7	19	13	19
Arson	-	-	-	-	1	-	-	-	3
Subtotal	78	140	100	161	87	55	141	96	110

ALL OTHER OFFENSES

Forgery	-	1	1	1	-	-	-	-	2
Fraud and NSF Checks	25	16	-	151	-	-	3	1	1
Sex Offenses Felony	2	1	1	2	1	2	-	6	3
Sex Offenses Misdemeanors	3	4	4	13	-	-	-	1	3
Assaults, Non-Aggravated	2	18	6	8	6	4	2	9	7
Weapon Laws	6	5	1	9	3	3	2	1	-
Offenses Against Family	-	-	-	-	-	-	-	-	-
Narcotics	24	60	19	33	8	19	9	11	15
Liquor Laws	7	21	11	36	15	6	9	10	23
Drunk-Alcohol/Drugs	5	8	2	2	1	1	2	3	1
Disorderly Conduct	6	8	8	12	7	7	3	6	5
Vagrancy	-	1	-	-	-	-	-	-	-
Gambling	-	-	-	-	-	-	-	-	-
Drunk Driving-Vehicle/Boat	14	37	11	27	7	14	14	9	12
Vehicle/Boating Laws	16	17	10	14	7	10	28	8	10
Vandalism	11	28	10	25	27	11	21	20	38
Warrants	-	1	-	-	-	-	-	1	-
Receiving Stolen Property	-	-	-	-	-	-	-	-	-
Federal Offenses W/O Money	-	-	-	-	-	-	-	-	-
Federal Offenses With Money	-	-	-	1	-	-	-	-	2
Felonies, Miscellaneous	2	1	6	8	2	1	14	3	-
Misdemeanors, Miscellaneous	5	9	5	20	5	6	8	11	8
Subtotal	128	236	95	362	89	84	115	100	130

NON-CRIMINAL

Persons Missing	6	16	5	12	16	6	-	4	10
Juvenile, Non-Criminal	-	-	-	-	-	2	-	-	-
Commitments	-	-	-	-	-	-	-	-	-
Miscellaneous, Non-Criminal	12	9	10	11	4	4	6	10	9
Suicide and Attempt	2	-	4	2	2	2	1	1	1
Mentally Ill	1	1	2	2	-	1	1	-	2
Accidents, Traffic/Veh./Boat	25	54	32	54	52	45	90	23	43
Accidents, Miscellaneous	1	-	-	2	-	1	-	1	-
Persons Dead	2	5	10	-	1	-	1	2	1
Subtotal	49	85	63	83	75	61	99	41	66

NORWALK STATION

OFFENSES BY REPORTING DISTRICT

La Mirada

0470 0471 0472

PART I CRIME OFFENSES

Criminal Homicide	-	-	-
Forcible Rape	-	-	1
Robbery	9	-	-
Aggravated Assault	3	5	6
Burglary	7	1	26
Larceny Theft	45	10	27
Grand Theft Auto	24	3	9
Arson	-	-	-
Subtotal	88	19	69

ALL OTHER OFFENSES

Forgery	2	-	-
Fraud and NSF Checks	64	-	1
Sex Offenses Felony	-	1	4
Sex Offenses Misdemeanors	6	1	-
Assaults, Non-Aggravated	9	2	6
Weapon Laws	-	2	2
Offenses Against Family	-	-	-
Narcotics	7	12	13
Liquor Laws	43	90	15
Drunk-Alcohol/Drugs	6	1	3
Disorderly Conduct	-	-	5
Vagrancy	-	-	-
Gambling	-	-	-
Drunk Driving-Vehicle/Boat	5	2	10
Vehicle/Boating laws	13	1	9
Vandalism	16	1	16
Warrants	-	-	-
Receiving Stolen Property	-	1	-
Federal Offenses W/O Money	-	-	-
Federal Offenses With Money	1	-	-
Felonies, Miscellaneous	2	1	-
Misdemeanors, Miscellaneous	3	26	11
Subtotal	177	141	95

NON-CRIMINAL

Persons Missing	-	2	12
Juvenile, Non-Criminal	-	-	-
Commitments	-	-	-
Miscellaneous, Non-Criminal	4	3	3
Suicide and Attempt	-	-	2
Mentally Ill	-	-	1
Accidents, Traffic/Veh./Boat	10	4	28
Accidents, Miscellaneous	-	-	-
Persons Dead	-	-	1
Subtotal	14	9	47

NORWALK STATION

OFFENSES BY REPORTING DISTRICT

	Unincorporated					
	0491	0492	0493	0494	0495	0497
<u>PART I CRIME OFFENSES</u>						
Criminal Homicide	1	-	-	-	5	1
Forcible Rape	1	1	-	8	1	1
Robbery	5	13	5	15	7	3
Aggravated Assault	32	37	32	69	35	27
Burglary	61	77	56	120	57	53
Larceny Theft	70	99	45	71	42	90
Grand Theft Auto	37	75	23	66	33	49
Arson	3	-	5	4	-	-
Subtotal	210	302	166	353	180	224
<u>ALL OTHER OFFENSES</u>						
Forgery	-	-	2	3	-	1
Fraud and NSF Checks	2	1	31	3	4	2
Sex Offenses Felony	10	12	8	10	3	6
Sex Offenses Misdemeanors	14	18	11	17	4	4
Assaults, Non-Aggravated	8	30	17	23	16	12
Weapon Laws	3	9	13	22	13	3
Offenses Against Family	-	1	-	1	1	1
Narcotics	39	80	95	168	112	13
Liquor Laws	4	3	5	11	5	3
Drunk-Alcohol/Drugs	5	10	33	18	6	3
Disorderly Conduct	10	19	9	11	10	10
Vagrancy	-	-	-	-	-	-
Gambling	-	1	-	1	-	-
Drunk Driving-Vehicle/Boat	5	14	11	34	25	7
Vehicle/Boating Laws	5	7	2	9	5	2
Vandalism	44	47	33	44	38	35
Warrants	1	-	-	1	-	-
Receiving Stolen Property	1	3	-	1	2	-
Federal Offenses W/O Money	-	1	1	1	1	-
Federal Offenses With Money	-	-	-	-	-	-
Felonies, Miscellaneous	7	4	6	7	7	4
Misdemeanors, Miscellaneous	7	13	12	24	13	14
Subtotal	165	273	289	409	265	120
<u>NON-CRIMINAL</u>						
Persons Missing	42	48	20	43	40	17
Juvenile, Non-Criminal	1	1	-	-	-	-
Commitments	-	-	-	-	-	-
Miscellaneous, Non-Criminal	8	27	14	27	28	14
Suicide and Attempt	2	6	1	4	3	3
Mentally Ill	-	2	3	6	4	2
Accidents, Traffic/Veh./Boat	-	-	-	1	4	1
Accidents, Miscellaneous	-	3	2	-	1	-
Persons Dead	5	4	1	6	3	3
Subtotal	58	91	41	87	83	40

NORWALK STATION

PART I OFFENSES CLEARED

ACTUAL KNOWN OFFENSES	STATION TOTAL	UNINC.	SANTA FE SPRINGS	NORWALK	LA MIRADA
TOTAL PART I OFFENSES	8,349	1,430	1,844	3,833	1,242
Number Cleared	1,582	290	336	777	179
Percent Cleared	18.9	20.3	18.2	20.3	14.4
CRIMINAL HOMICIDE	5	-	4	1	-
Number Cleared	4	-	4	-	-
Percent Cleared	80.0	-	100.0	-	-
FORCIBLE RAPE	55	13	8	26	8
Number Cleared	41	10	7	17	7
Percent Cleared	74.5	76.9	87.5	65.4	87.5
ROBBERY	418	48	78	245	47
Number Cleared	177	23	32	105	17
Percent Cleared	42.3	47.9	41.0	42.9	36.2
AGGRAVATED ASSAULT	1,008	233	125	527	123
Number Cleared	554	130	63	305	56
Percent Cleared	55.0	55.8	50.4	57.9	45.5
BURGLARY	2,088	422	352	1,002	312
Number Cleared	346	66	72	174	34
Percent Cleared	16.6	15.6	20.5	17.4	10.9
LARCENY THEFT	3,176	420	864	1,352	540
Number Cleared	350	43	122	133	52
Percent Cleared	11.0	10.2	14.1	9.8	9.6
GRAND THEFT AUTO	1,548	282	401	657	208
Number Cleared	106	16	36	41	13
Percent Cleared	6.8	5.7	9.0	6.2	6.3
ARSON	51	12	12	23	4
Number Cleared	4	2	-	2	-
Percent Cleared	7.8	16.7	-	8.7	-

STOLEN AND RECOVERED PROPERTY

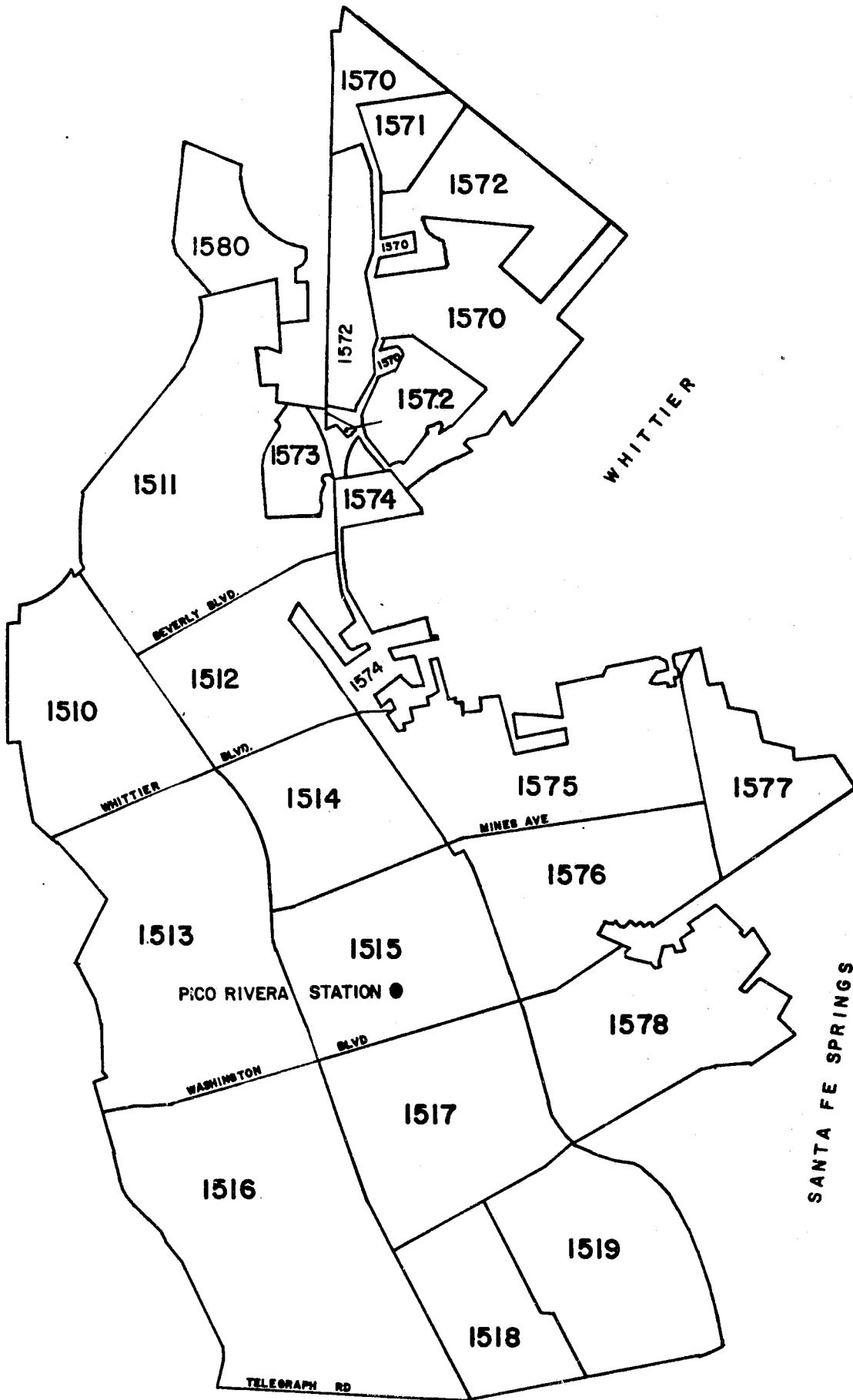
	AMOUNT STOLEN	AMOUNT RECOVERED	PERCENT
TOTAL	\$12,582,180	\$2,658,368	21.1
Homicide	-	-	-
Rape	1,134	1,000	88.2
Robbery	672,950	78,385	11.6
Burglary	1,989,361	118,432	6.0
Larceny Theft	2,229,579	130,654	5.9
Auto Theft	7,689,156	2,329,897	30.3

N O R W A L K S T A T I O N

TRAFFIC ACCIDENT AND ENFORCEMENT SUMMARY

	TRAFFIC ACCIDENTS	
	<u>1987-88</u>	<u>1986-87</u>
<u>STATION TOTAL</u>		
Total	3,295	3,081
Fatality	7	7
Injury	925	900
Non-Injury	2,363	2,174
<u>SANTA FE SPRINGS</u>		
Total	789	823
Fatality	2	3
Injury	235	254
Non-Injury	552	566
<u>NORWALK</u>		
Total	1,813	1,579
Fatality	4	2
Injury	485	429
Non-Injury	1,324	1,148
<u>LA MIRADA</u>		
Total	693	679
Fatality	1	2
Injury	205	217
Non-Injury	487	460

MONTEBELLO



PICO RIVERA AREA

PICO RIVERA STATION

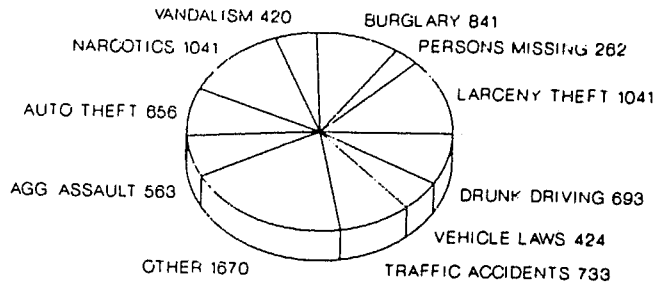
SYNOPSIS

	FISCAL YEAR	FISCAL YEAR	PERCENT CHANGE	CRIME RATE PER 10,000 POP.	
	1987-88	1986-87		1987-88	1986-87
<u>TOTAL CASES HANDLED</u>	8,344	8,798	- 5		
<u>PART I OFFENSES</u>	3,330	3,568	- 7	404.33	431.40
Criminal Homicide	7	8	-13	.85	.97
Forcible Rape	30	17	+76	3.64	2.06
Robbery	171	189	-10	20.76	22.85
Aggravated Assault	563	553	+ 2	68.36	66.86
Burglary	841	1,129	-26	102.11	136.51
Larceny Theft	1,041	1,122	- 7	126.40	135.66
Grand Theft Auto	656	509	+29	79.65	61.54
Arson	21	41	-49	2.55	4.96
<u>PART II OFFENSES</u>	3,685	3,840	- 4	447.43	464.29
Non-Criminal Cases	1,329	1,390	- 4		
<u>TOTAL ARRESTS</u>	4,232	3,999	+ 6		
Adult Arrests	3,762	3,445	+ 9		
Juvenile Arrests	470	554	-15		
<u>TOTAL CASE ASSIGNMENTS</u>	5,233	6,038	-13		
Adult Detectives	4,973	5,104	- 3		
Juvenile Detectives	260	934	-72		
<u>STOLEN AND RECOVERED PROPERTY</u>					
Amount Stolen	6,069,263	4,173,654	+45		
Amount Recovered	2,504,937	1,420,881	+76		
Percent Recovered	41.3	34.0			
<u>TRAFFIC ACCIDENTS</u>	1,086	1,113	- 2		

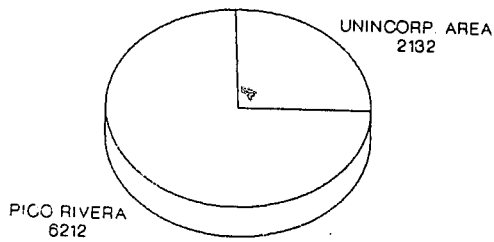
	AREA IN SQUARE MILES	POPULATION 1987-88	CRIME RATE PER 10,000 POP.		PERCENT CHANGE
			PART I OFFENSES		
			1987-88	1986-87	
Total Area	13.04	82,359	404.33	431.40	- 6
Unincorporated Area	4.81	25,597	421.53	381.08	+11
Pico Rivera	8.23	56,762	396.57	454.08	-13

PICO RIVERA STATION

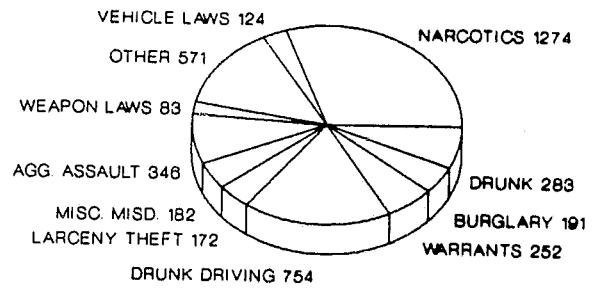
MOST FREQUENT CASES HANDLED



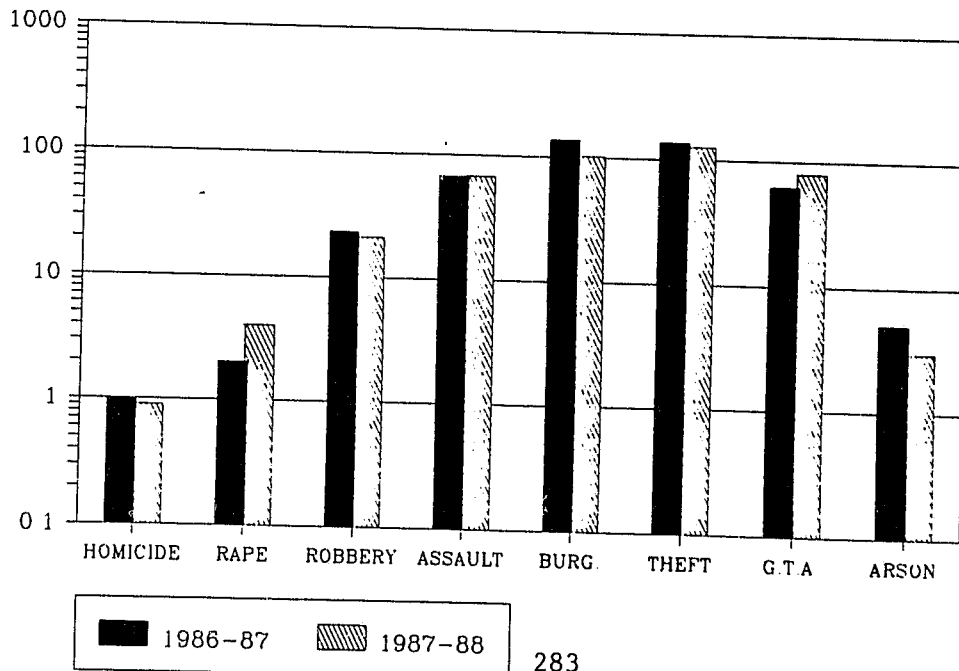
CASES HANDLED BY LOCATION



MOST FREQUENT ARRESTS



CRIME RATE RATE PER 10,000 POPULATION



P I C O R I V E R A S T A T I O N

	CASES AND ARRESTS			CASE ASSIGNMENTS	
	CASES HANDLED	ADULTS ARRESTED	JUVENILES ARRESTED	ADULT	JUVENILE
FISCAL YEAR 1987-88	8,344	3,762	470	4,973	260
FISCAL YEAR 1986-87	8,798	3,445	554	5,104	934
FISCAL YEAR 1985-86	8,917	3,775	754	5,496	825
% CHANGE LAST TWO YEARS	- 5	+ 9	- 15	- 3	- 72
<u>PART I CRIME OFFENSES</u>					
Criminal Homicide	7	8	-	8	-
Forcible Rape	30	17	1	26	-
Robbery	171	53	11	159	-
Aggravated Assault	563	309	37	523	-
Burglary	841	124	67	836	-
Larceny Theft	1041	135	37	968	-
Grand Theft Auto	656	54	27	642	-
Arson	21	2	2	2	-
Subtotal	3330	702	182	3164	-
<u>ALL OTHER OFFENSES</u>					
Forgery	29	6	-	6	-
Fraud and NSF Checks	66	8	3	57	-
Sex Offenses Felonies	75	25	4	21	-
Sex Offenses Misdemeanors	70	15	-	60	-
Assaults, Non-Aggravated	172	60	9	94	-
Weapon Laws	96	67	16	62	-
Offenses Against Family	7	5	-	6	1
Narcotics	1041	1189	85	145	-
Liquor Laws	62	8	11	8	-
Drunk-Alcohol/Drug	211	272	11	15	-
Disorderly Conduct	103	15	7	87	-
Vagrancy	3	-	1	1	-
Gambling	1	-	-	1	-
Drunk Driving-Vehicle/Boat	693	742	12	107	9
Vehicle/Boating Laws	424	114	10	127	67
Vandalism	420	14	13	394	-
Warrants	6	250	2	4	-
Receiving Stolen Property	37	60	8	37	-
Federal Offenses W/O Money	3	2	-	3	-
Federal Offenses With Money	8	-	-	8	-
Felonies, Miscellaneous	66	35	3	56	-
Misdemeanors, Miscellaneous	92	173	9	42	-
Subtotal	3685	3060	204	1341	77
<u>NON-CRIMINAL</u>					
Persons Missing	262	-	1	214	-
Juvenile, Non-Criminal	7	-	81	7	-
Commitments	2	-	-	1	1
Miscellaneous, Non-Criminal	228	-	2	171	-
Suicide and Attempt	39	-	-	34	-
Mentally Ill	2	-	-	1	-
Accidents, Traffic/Veh./Boat	733	-	-	38	182
Accidents, Miscellaneous	7	-	-	2	-
Persons Dead	49	-	-	-	-
Subtotal	1329	-	84	468	183

P I C O R I V E R A S T A T I O N

	Pico Rivera-Unincorporated			City of Pico Rivera		
	CASES HANDLED	ADULTS ARRESTED	JUVENILES ARRESTED	CASES HANDLED	ADULTS ARRESTED	JUVENILES ARRESTED
FISCAL YEAR 1987-88	2,132	832	123	6,212	2,930	347
FISCAL YEAR 1986-87	2,070	839	130	6,728	2,606	424
FISCAL YEAR 1985-86	2,021	802	147	6,896	2,973	607
% CHANGE LAST TWO YEARS	+ 3	- 1	- 5	- 8	+ 12	- 18
<u>PART I CRIME OFFENSES</u>						
Criminal Homicide	3	3	-	4	5	-
Forcible Rape	12	6	-	18	11	1
Robbery	40	13	1	131	40	10
Aggravated Assault	177	81	7	386	228	30
Burglary	341	20	21	500	104	46
Larceny Theft	290	14	8	751	121	29
Grand Theft Auto	207	11	14	449	43	13
Arson	9	-	-	12	2	2
Subtotal	1079	148	51	2251	554	131
<u>ALL OTHER OFFENSES</u>						
Forgery	4	2	-	25	4	-
Fraud and NSF Checks	13	-	1	53	8	2
Sex Offenses Felonies	22	9	2	53	16	2
Sex Offenses Misdemeanors	41	9	-	29	6	-
Assaults, Non-Aggravated	70	19	3	102	41	6
Weapon Laws	26	19	2	70	48	14
Offenses Against Family	2	4	-	5	1	-
Narcotics	269	308	26	772	881	59
Liquor Laws	5	2	3	57	6	8
Drunk-Alcohol/Drugs	60	81	-	151	191	11
Disorderly Conduct	43	3	2	60	12	5
Vagrancy	2	-	1	1	-	-
Gambling	-	-	-	1	-	-
Drunk Driving-Vehicle/Boat	88	102	1	605	640	11
Vehicle/Boating Laws	28	22	1	396	92	9
Vandalism	143	4	7	277	10	6
Warrants	2	59	-	4	191	2
Receiving Stolen Property	7	11	1	30	49	7
Federal Offenses W/O Money	1	2	-	2	-	-
Federal Offenses With Money	1	-	-	7	-	-
Felonies, Miscellaneous	14	10	1	52	25	2
Misdemeanors, Miscellaneous	32	18	-	60	155	9
Subtotal	873	684	51	2812	2376	153
<u>NON-CRIMINAL</u>						
Persons Missing	64	-	-	198	-	1
Juvenile, Non-Criminal	1	-	21	6	-	60
Commitments	-	-	-	2	-	-
Miscellaneous, Non-Criminal	70	-	-	158	-	2
Suicide and Attempt	14	-	-	25	-	-
Mentally Ill	-	-	-	2	-	-
Accidents, Traffic	13	-	-	720	-	-
Accidents, Miscellaneous	4	-	-	3	-	-
Persons Dead	14	-	-	35	-	-
Subtotal	180	-	21	1149	-	63

PICO RIVERA STATION
OFFENSES BY REPORTING DISTRICT

Pico Rivera

	1510	1511	1512	1513	1514	1515	1516	1517	1518	1519	1580
<u>PART I CRIME OFFENSES</u>											
Criminal Homicide	-	-	1	-	-	2	-	1	-	-	-
Forcible Rape	1	3	3	5	1	3	-	1	1	-	-
Robbery	27	6	27	16	7	8	9	11	12	6	2
Aggravated Assault	88	32	63	36	37	35	13	31	16	28	7
Burglary	87	45	73	66	30	30	38	51	36	39	5
Larceny Theft	73	57	66	160	33	66	55	100	89	43	9
Grand Theft Auto	44	26	43	67	30	35	58	43	49	38	16
Arson	1	1	2	1	1	2	-	2	1	-	1
Subtotal	321	170	278	351	139	181	173	240	204	154	40
<u>ALL OTHER OFFENSES</u>											
Forgery	5	4	6	4	-	1	2	1	2	-	-
Fraud and NSF Checks	4	1	24	15	1	-	6	1	-	1	-
Sex Offenses Felony	9	3	8	3	1	12	1	7	1	7	1
Sex Offenses Misdemeanors	2	3	4	-	2	10	4	2	1	1	-
Assaults, Non-Aggravated	10	5	18	16	7	18	5	8	2	12	1
Weapons Laws	14	9	15	6	3	10	2	3	1	5	2
Offenses Against Family	1	1	2	1	-	-	-	-	-	-	-
Narcotics	139	55	227	50	47	78	37	70	37	29	3
Liquor Laws	5	2	19	7	22	1	-	1	-	-	-
Drunk-Alcohol/Drugs	20	8	35	10	22	14	8	18	9	3	4
Disorderly Conduct	1	7	3	3	5	13	6	14	2	5	1
Vagrancy	-	-	-	-	-	-	-	-	1	-	-
Gambling	-	-	-	-	-	-	-	-	-	1	-
Drunk Driving-Vehicle/Boat	110	38	120	80	55	43	33	71	32	21	2
Vehicle/Boating Laws	75	34	41	57	30	38	27	52	24	16	2
Vandalism	37	25	27	38	19	21	26	35	30	17	2
Warrants	1	1	-	-	1	-	1	-	-	-	-
Receiving Stolen Property	4	5	6	-	4	4	1	5	1	-	-
Federal Offenses W/O Money	-	-	1	1	-	-	-	-	-	-	-
Federal Offenses With Money	1	-	2	-	-	2	-	1	1	-	-
Felonies, Miscellaneous	7	3	8	7	2	7	6	6	4	2	-
Misdemeanors, Miscellaneous	8	3	14	6	3	6	1	8	4	6	1
Subtotal	453	207	580	304	224	278	166	303	152	126	19
<u>NON-CRIMINAL</u>											
Persons Missing	30	20	21	10	13	21	11	36	11	23	2
Juvenile, Non-Criminal	-	2	1	-	-	1	1	-	1	-	-
Commitments	1	-	-	-	-	-	-	1	-	-	-
Miscellaneous, Non-Criminal	9	19	17	12	12	34	10	19	9	13	4
Suicide and Attempt	1	3	1	2	4	3	2	2	4	3	-
Mentally Ill	-	-	-	-	-	-	1	-	1	-	-
Accidents, Traffic/Veh./Boat	90	52	105	86	63	70	90	86	51	25	2
Accidents, Miscellaneous	-	-	-	-	-	1	-	-	-	1	1
Persons Dead	6	3	4	3	4	3	2	5	2	3	-
Subtotal	137	99	149	113	96	133	117	149	79	68	9

PICO RIVERA STATION
OFFENSES BY REPORTING DISTRICT

	Unincorporated								
	1570	1571	1572	1573	1574	1575	1576	1577	1578
<u>PART I CRIME OFFENSES</u>									
Criminal Homicide	-	-	-	1	-	-	1	-	1
Forcible Rape	2	-	-	-	-	4	-	1	4
Robbery	-	-	-	1	1	13	7	2	15
Aggravated Assault	6	-	1	12	12	50	35	8	51
Burglary	26	3	8	10	17	95	63	21	98
Larceny Theft	28	10	13	5	15	71	46	19	79
Grand Theft Auto	18	12	5	11	9	53	28	13	58
Arson	-	-	-	-	3	2	1	2	1
Subtotal	80	25	27	40	57	288	181	66	307
<u>ALL OTHER OFFENSES</u>									
Forgery	-	-	-	-	2	-	-	-	2
Fraud and NSF Checks	-	-	-	-	-	5	2	-	6
Sex Offenses Felony	1	-	-	3	2	10	1	1	3
Sex Offenses Misdemeanors	2	-	-	-	1	17	4	1	16
Assaults, Non-Aggravated	1	-	1	-	2	18	17	4	27
Weapons Laws	3	-	-	1	3	1	4	1	12
Offenses Against Family	-	-	-	-	-	-	1	-	1
Narcotics	4	-	1	22	18	58	20	2	142
Liquor Laws	-	-	-	-	-	1	-	-	4
Drunk-Alcohol/Drugs	1	1	1	2	2	19	7	-	27
Disorderly Conduct	4	-	-	1	2	12	11	4	9
Vagrancy	-	-	-	-	-	-	-	-	2
Gambling	-	-	-	-	-	-	-	-	-
Drunk Driving-Vehicle/Boat	2	-	2	2	2	19	15	3	43
Vehicle/Boating Laws	1	-	-	2	-	5	2	2	16
Vandalism	16	2	4	2	3	42	18	6	50
Warrants	1	-	-	-	-	1	-	-	-
Receiving Stolen Property	-	-	-	-	-	2	-	-	5
Federal Offenses W/O Money	-	-	-	-	-	-	-	1	-
Federal Offenses With Money	-	-	-	-	-	-	-	-	1
Felonies, Miscellaneous	-	-	-	-	1	3	-	1	9
Misdemeanors, Miscellaneous	5	1	-	-	1	12	3	2	8
Subtotal	41	4	9	35	39	225	105	28	383
<u>NON-CRIMINAL</u>									
Persons Missing	3	-	-	5	3	19	11	5	18
Juvenile, Non-Criminal	-	-	-	-	-	1	-	-	-
Commitments	-	-	-	-	-	-	-	-	-
Miscellaneous, Non-Criminal	7	1	1	2	4	14	7	4	28
Suicide and Attempt	-	-	1	1	2	3	3	2	2
Mentally Ill	-	-	-	-	-	-	-	-	-
Accidents, Traffic/Veh./Boat	-	1	-	1	-	5	1	-	4
Accidents, Miscellaneous	-	1	-	1	-	1	-	-	-
Persons Dead	-	-	-	1	2	3	-	4	4
Subtotal	10	3	2	11	11	46	22	15	56

P I C O R I V E R A S T A T I O N

PART I OFFENSES CLEARED

ACTUAL KNOWN OFFENSES	STATION TOTAL	UNINCORPORATED	PICO RIVERA
TOTAL PART I OFFENSES	3,329	1,079	2,250
Number Cleared	683	201	482
Percent Cleared	20.5	18.6	21.4
CRIMINAL HOMICIDE	6	3	3
Number Cleared	6	4	2
Percent Cleared	100.0	133.3	66.7
FORCIBLE RAPE	30	12	18
Number Cleared	16	6	10
Percent Cleared	53.3	50.0	55.6
ROBBERY	171	40	131
Number Cleared	105	18	87
Percent Cleared	61.4	45.0	66.4
AGGRAVATED ASSAULT	563	177	386
Number Cleared	306	100	206
Percent Cleared	54.4	56.5	53.4
BURGLARY	841	341	500
Number Cleared	82	28	54
Percent Cleared	9.8	8.2	10.8
LARCENY THEFT	1,041	290	751
Number Cleared	105	24	81
Percent Cleared	10.1	8.3	10.8
GRAND THEFT AUTO	656	207	449
Number Cleared	61	20	41
Percent Cleared	9.3	9.7	9.1
ARSON	21	9	12
Number Cleared	2	1	1
Percent Cleared	9.5	11.1	8.3

STOLEN AND RECOVERED PROPERTY

	AMOUNT STOLEN	AMOUNT RECOVERED	PERCENT
TOTAL	6,069,263	2,504,937	41.3
Homicide	-	-	-
Rape	61	-	-
Robbery	130,010	42,017	32.3
Burglary	814,248	75,002	9.2
Larceny Theft	1,089,748	163,612	15.0
Auto Theft	4,035,196	2,224,306	55.1

P I C O R I V E R A S T A T I O N

TRAFFIC ACCIDENT AND ENFORCEMENT SUMMARY

<u>STATION TOTAL</u>	TRAFFIC ACCIDENTS	
	<u>1987-88</u>	<u>1986-87</u>
Total	1,086	1,113
Fatality	5	3
Injury	414	346
Non-Injury	667	764
 <u>PICO RIVERA</u>		
Total	1,086	1,113
Fatality	5	3
Injury	414	346
Non-Injury	667	764

FIELD OPERATIONS REGION III

AERO BUREAU

ACTIVITY SUMMARY

FLIGHT TIME (IN HOURS)

<u>ACTIVITY</u>	<u>MISSIONS</u>	<u>FLIGHT TIME</u>
Investigation	11	14.2
Training	307	466.3
Transportation	572	1,156.5
Photo	171	232.5
Surveillance	523	1,619.2
Search	102	173.7
Rescue	622	786.7
Educational Display	52	55.6
Supplemental Patrol	648	2,925.4
DAY Headquarters Patrol	200	385.2
Administrative	366	447.1
ARGUS Patrol	363	1,786.0
Antelope Valley Patrol	214	877.9
Industry Station Patrol	251	1,261.7
Malibu Station Patrol	144	461.0
Santa Clarita Valley Patrol	199	702.6
<u>TOTALS</u>	4,745	13,351.6
Total Fixed Wing Flight Time		675.7
Total Helicopter Flight Time		12,675.9
Total All Aircraft		13,351.6

PATROL AND SURVEILLANCE EFFECTIVENESS

ARRESTS

901 arrests are attributed to direct assistance by Aero Bureau
(632 felonies; 269 misdemeanors)

SPECIAL ENFORCEMENT BUREAU

SPECIAL ENFORCEMENT DETAIL

ACTIVITY SUMMARY

<u>Station</u>	<u>Adult Arrests</u>	<u>Juvenile Arrests</u>
Firestone Park	11	-
East Los Angeles	16	2
Lennox	193	15
Norwalk	1	1
Temple	10	-
Santa Clarita Valley	-	-
Altadena	1	-
West Hollywood	9	-
Malibu	2	-
Antelope Valley	4	-
Crescenta Valley	-	-
Lakewood	19	4
Industry	15	1
Pico Rivera	13	-
Carson	27	3
Lomita	-	-
Lynwood	134	12
Marina Del Rey	1	-
Walnut	-	-
Total	456	38

Special Weapons Teams (SWT)

<u>Activity</u>	<u>FOR I</u>	<u>FOR II</u>	<u>FOR III</u>	<u>Det. Unit</u>	<u>Other Agency</u>	<u>Total</u>
Call-outs	5	13	11	-	13	42
Warrants	-	-	1	51	11	63
Shots Fired	-	1	3	1	1	6
Hostage Incidents	-	-	1	-	2	3

SPECIAL ENFORCEMENT BUREAU

EMERGENCY SERVICES DETAIL

ACTIVITY SUMMARY

<u>Activities</u>	<u>Totals</u>
Weekend Calls for Service	501
Weekday Calls for Service	588
Deputy Initiated Contacts	154
<u>Rescues</u>	
Technical Rescues (Requiring Mountaineering Equipment or Techniques)	77
Medical Rescues	418
Dry Runs	106
Searches	154
Medical Emergency Flights	5
<u>SWT Assistance</u>	103
<u>Equipment Responded</u>	
Helicopter	592
Truck	604
Fire Department Handles or On Scene	159
<u>Victims</u>	
Uninjured	227
Minor	254
Serious	200
Critical	38
Deceased	62
<u>Water Searches</u>	
Body Searches	12
Evidence Searches	3
<u>General Law</u>	
Arrests	17
Citations	40
Other	108

SPECIAL ENFORCEMENT BUREAU

CANINE SERVICES DETAIL

ACTIVITY SUMMARY

<u>Stations FOR I</u>	<u>Number of Activations</u>
Altadena	11
Antelope Valley	-
Crescenta Valley	17
East Los Angeles	141
Santa Clarita Valley	3
Temple	80
Walnut/San Dimas	44
 <u>Stations FOR II</u>	
Carson	123
Firestone	84
Lennox	102
Lomita	6
Malibu	18
Marina del Rey	16
West Hollywood	32
 <u>Stations FOR III</u>	
Avalon	-
Industry	83
Lakewood	99
Lynwood	83
Norwalk	121
Pico Rivera	62
<u>Outside Agencies</u>	18
 Total	 1,143

		<u>Type Of Activity</u>	
Total Requests	1,143	Area Searches	635
Deployments	969	Building Searches	508
Finds/Arrests	240		

SPECIAL ENFORCEMENT BUREAU

MOUNTED ENFORCEMENT DETAIL

ACTIVITY SUMMARY

Assignments	76
Total Man-Hours	4,872
<u>Arrests</u>	15

RESERVE MOTORCYCLE DETAIL

Total Details	123
Total Man-Hours	8,074
<u>Citations Issued</u>	1,287
<u>Total Arrests</u>	24

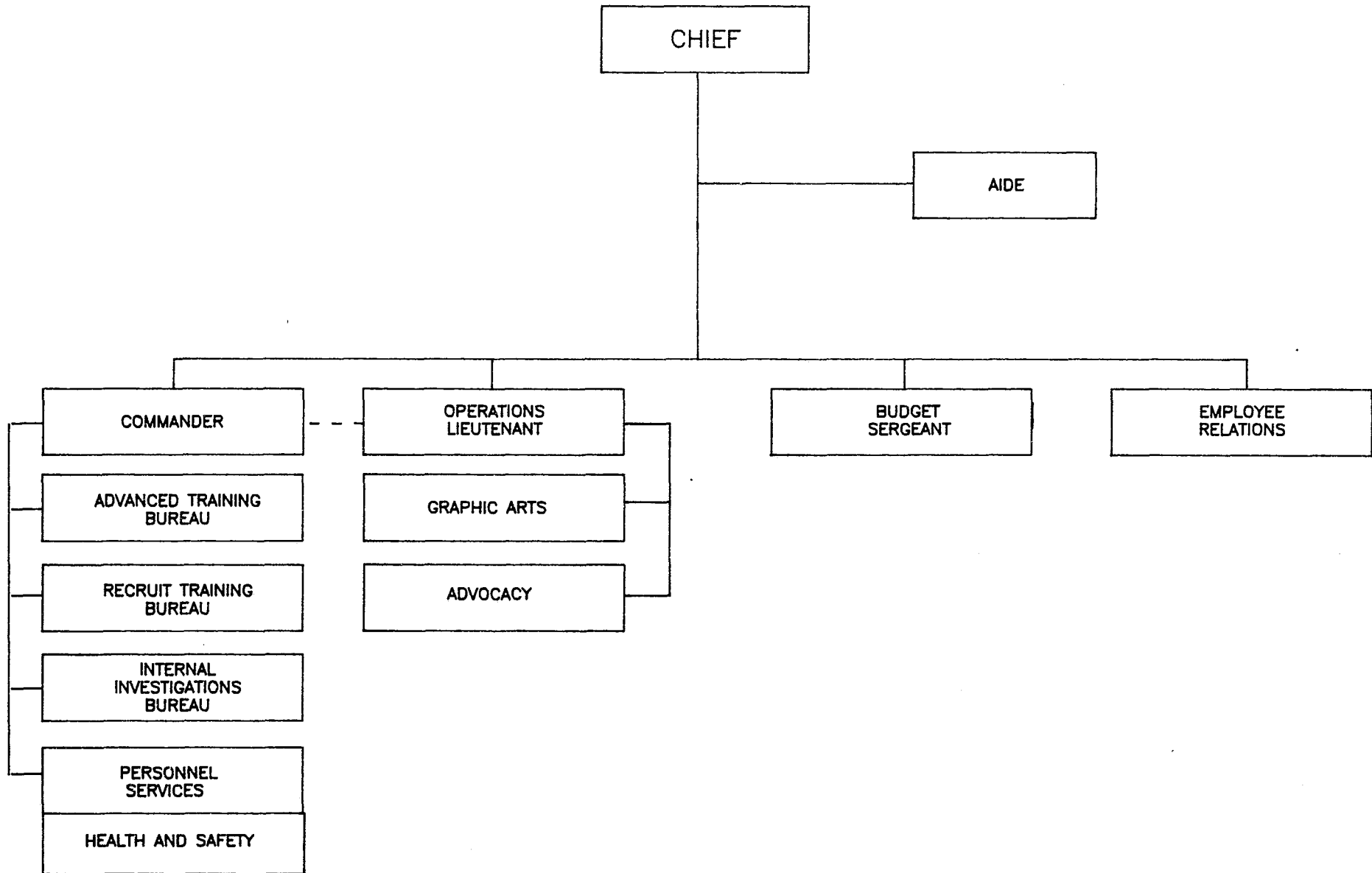
Felony Arrests	4
Misdemeanor Arrests	20

Chapter 6

ADMINISTRATIVE

DIVISION

ADMINISTRATIVE DIVISION



JULY 1, 1988

ADMINISTRATIVE DIVISION

PERSONNEL ASSIGNMENTS

July 1, 1987

	TITLE	NUMBER OF POSITIONS
DIVISION ADMINISTRATION	Chief	1
	Area Commander	1
	Lieutenant	1
	Sergeant	5
	Deputy Sheriff Generalist	1
	Director, Fiscal Services	1
	Senior Secretary V	1
	Secretary V	2
	Services Assistant	4
	Intermediate Typist-Clerk	1
EMPLOYEE RELATIONS	Captain	1
	Lieutenant	3
	Sergeant	3
	Departmental Employee Relations Representative	1
	Deputy Sheriff, Generalist	4
	Secretary V	1
	Administrative Assistant II	1
	Intermediate Typist-Clerk	1
	Senior Typist-Clerk	1
	INFORMATION BUREAU	Captain
Lieutenant		1
Sergeant		5
Deputy Sheriff, Generalist		15
Public Information Assistant		1
Services Assistant		1
Secretary V		1
Word Processor I		3
Programmed Typewriter Operator		1
*FISCAL SERVICES BUREAU		Fiscal Officer II
	Sergeant	1
	Deputy Sheriff, Generalist	2
	Accounting Officer III	2
	Department Facilities Planner I	1
	Accounting Officer II	2
	Accounting Officer I	1
	Records Management Analyst	1
	Accountant III	3
	Supervising AA II	2
	Supervising AA III	2
	Administrative Assistant III	2
	Administrative Assistant II	4
	Accountant II	6
	Facilities Planning Assistant	1
Supervising Payroll Clerk IV	1	

*Reassigned to the Office of the Undersheriff November 17, 1987.

ADMINISTRATIVE DIVISION

PERSONNEL ASSIGNMENTS

July 1, 1987

	TITLE	NUMBER OF POSITIONS
FISCAL SERVICES BUREAU (Continued)	Procurement Assistant II	1
	Warehouse Manager	1
	Warehouse Worker III	1
	Staff Assistant II	1
	Procurement Assistant I	1
	Administrative Assistant I	1
	Accounting Technician II	4
	Staff Assistant I	1
	Secretary V	1
	Word Processor II	1
	Supervising Payroll Clerk I	1
	Warehouse Worker II	1
	Medium Truck Driver	1
	Inventory Control Assistant II	1
	Accounting Technician I	4
	Systems Aid	1
	Warehouse Worker I	1
	Procurement Aid	1
	Evidence & Property Custodian	11
	Head Evidence & Property Section	1
	Evidence & Property Custodian Supervisor	3
	Inventory Control Assistant I	2
	Payroll Clerk II	4
	Secretary III	1
	Warehouse Worker Aid	4
	Assistant Payroll Clerk II	13
	Senior Clerk	3
	Senior Typist-Clerk	2
	Account Clerk II	10
	Account Clerk I	3
	Intermediate Clerk	1
Intermediate Typist-Clerk	5	
Fiscal Officer II	1	
INTERNAL INVESTIGATIONS BUREAU	Captain	1
	Lieutenant	2
	Sergeant	11
	Deputy Sheriff, Generalist	6
	Secretary V	1
	Supervising Stenographer I	1
	Word Processor I	4
	Intermediate Typist-Clerk	1

ADMINISTRATIVE DIVISION

PERSONNEL ASSIGNMENTS

July 1, 1987

	<u>TITLE</u>	<u>NUMBER OF POSITIONS</u>
PERSONNEL SERVICES	Personnel Officer, Sheriff	1
	Senior Departmental Personnel Technician	1
	Principal Departmental Personnel Assistant	1
	Senior Departmental Personnel Assistant	5
	Departmental Personnel Assistant	2
	Services Assistant	1
	Senior Secretary II	1
	Intermediate Supervising Clerk	1
	Word Processor I	1
	Senior Typist-Clerk	7
	Assistant Payroll Clerk I	1
	Programmed Typewriter Operator	1
	Intermediate Typist-Clerk	4
	ADVANCED TRAINING BUREAU	Captain
Lieutenant		4
Sergeant		5
Deputy Sheriff, Generalist		34
Senior Departmental Personnel Technician		1
Graphic Arts Coordinator		1
Graphic Artist		2
Photographer II		2
Staff Assistant I		2
Secretary V		1
Intermediate Stenographer		1
Intermediate Typist-Clerk		1
Assistant Payroll Clerk I		1
RECRUIT TRAINING BUREAU	Captain	1
	Lieutenant	2
	Sergeant	8
	Deputy Sheriff Generalist	29
	Deputy Sheriff Trainee	105
	Senior Clerk	1
	Intermediate Typist-Clerk	2
	Assistant Payroll Clerk I	1

PERSONNEL SERVICES
HEALTH AND SAFETY UNIT

<u>INDUSTRIAL INJURIES</u>	<u>Exec.</u>	<u>Admin.</u>	<u>Court Services</u>	<u>Custody</u>	<u>Detective</u>	<u>FOR Region I</u>	<u>FOR Region II</u>	<u>FOR Region III</u>	<u>Technical Services</u>	<u>TOTAL INJURIES</u>
<u>Training</u>										
Physical	1	55	4	92	3	17	22	29	1	224
Other	-	8	4	23	3	8	5	9	-	60
<u>Traffic Accident</u>	-	1	4	3	9	28	32	32	4	113
<u>Assaults</u>										
Hand	-	-	17	198	4	85	67	100	-	471
Weapon	-	-	1	3	1	8	5	10	-	28
Gun	-	3	-	6	3	4	3	2	2	23
Muscle Strain	1	8	26	68	15	35	22	33	5	213
Heart Disease	-	1	6	15	14	12	4	11	1	64
<u>Falls/Slips</u>										
Facility	3	9	22	157	11	23	31	33	20	309
Other	-	1	4	11	11	35	23	28	3	116
Animal Bites	-	-	2	10	2	10	7	11	1	43
Comm. Disease	-	1	5	108	2	8	15	10	20	169
Mental Illness	2	1	1	11	4	3	4	3	-	29
<u>Miscellaneous</u>										
Preventable										
Police	-	-	4	2	-	1	1	2	-	10
General	-	-	7	63	2	9	9	4	10	104
Unpreventable										
Police	-	-	6	34	11	27	39	42	-	159
General	2	4	9	68	9	20	30	24	17	183
<u>TOTAL INDUSTRIAL INJURIES</u>	9	92	122	872	104	333	319	383	84	2,318
Retirements	<u>Regular Service</u>	<u>Pending Disability</u>	<u>Service Disability</u>	<u>Non-Service Disability</u>	<u>TOTAL</u>					
	85	30	56	4	175					
Total Injuries	<u>Deaths Service Connected</u>	<u>Deaths Non-Service Connected</u>	<u>Insurance Applications</u>	<u>Property Claims</u>	<u>TOTAL</u>					
2,318	5	10	5,344	63	7,740					

INTERNAL INVESTIGATIONS BUREAU
ADVOCATE UNIT
FISCAL YEAR 1987-88

CIVIL SERVICE

Number of Hearings Granted:	31
Department's Discipline Sustained:	15
Department's Discipline Modified:	-
Department's Discipline Not Sustained:	-
Cases Awaiting Adjudication:	9
Stipulated Settlements:	2
Appeals Withdrawn by Employee:	5
Total Number of Hearing Days:	45
Total Number of Witnesses Interviewed:	380
Total Number of Witnesses Subpoenaed:	248
Total Number of Exhibits Prepared:	311

ARBITRATIONS

Number of Arbitrations Granted:	17
Department Sustained:	2
Department Not Sustained:	2
Cases Awaiting Adjudication:	7
Arbitrations Withdrawn by Employee:	1
Stipulated Settlements:	5
Total Number of Hearing Days:	34
Total Number of Witnesses Interviewed	112
Total Number of Witnesses Subpoenaed:	85
Total Number of Exhibits Prepared:	174

Assistance Provided to County Counsel

Cases in Superior Court:	9
Cases in Court of Appeals:	2
Cases in Federal Court:	-

PERSONNEL SERVICES

PRE-EMPLOYMENT BACKGROUNDS	INVESTIGATIONS	DISQUALIFIED	PERCENTAGE DISQUALIFIED
Custody Assistant	249	27	10.84
Law Enforcement Interns (CSO'S)	93	16	17.20
Other Civilians	<u>561</u>	<u>55</u>	<u>9.80</u>
TOTAL	903	98	10.85

Termination Interviews

Sworn Employees 276

Cadets Retained in Civilian Positions

Voluntary Demotion 21

Incoming Reports 989

Outgoing Reports 489

Change of Status Reports

Promotions 533

Demotions/Reductions 89

Restorations 24

Administrative Reassignments 495

Special Compensations 2,569

Ordinance Changes 505

Reclassifications 38

Step Advances 234

Total 4,487

Step Advances

Sworn Personnel 1,262

Non-Sworn Personnel 830

Total 2,092

Verification of Employment (Written) 2,217

ADVANCED TRAINING BUREAU
ADVANCED OFFICER TRAINING SECTION

	<u>FISCAL YEAR</u> 1987-88
<u>CONTINUOUS PROFESSIONAL TRAINING (24 HOURS)</u>	
LASD Personnel	953
Participating Agency Personnel	-
Total	953
<u>HAZARDOUS MATERIALS SCHOOL</u>	
LASD Personnel	243
Participating Agency Personnel	33
Total	276
<u>WATCH COMMANDERS HAZARDOUS MATERIALS SCHOOL</u>	
LASD Personnel	44
Participating Agency Personnel	21
Total	65
<u>LASER VILLAGE</u>	
LASD Personnel	1,353
Participating Agency Personnel	1,427
Total	2,780
<u>PR-24 INSTRUCTORS COURSE</u>	
LASD Personnel	48
Participating Agency Personnel	47
Total	95
<u>HANDLER 12 SCHOOL</u>	
LASD Personnel	52
Participating Agency Personnel	-
Total	52
<u>OFFICER SURVIVAL TRAINING</u>	
LASD Personnel	1,330
Participating Agency Personnel	223
Total	1,553
<u>DETECTIVE AOT</u>	
LASD Personnel	216
Participating Agency Personnel	-
Total	216
<u>WEAPONS RETENTION TRAINING</u>	
LASD Personnel	651
Participating Agency Personnel	47
Total	698
<u>CROWD AND RIOT CONTROL FOR INSTRUCTORS</u>	
LASD Personnel	73
Participating Agency Personnel	12
Total	85

ADVANCED TRAINING BUREAU

ADVANCED OFFICER TRAINING SECTION (Continued)

	<u>FISCAL YEAR</u> <u>1987-88</u>
<u>CROWD AND RIOT CONTROL</u>	
LASD Personnel	524
Participating Agency Personnel	80
Total	604
<u>MODEL AOT TRAINING</u>	
LASD Personnel	24
Participating Agency Personnel	47
Total	71
<u>COURT SERVICES AOT</u>	
LASD Personnel	261
Total	261
<u>TOTAL PERSONNEL TRAINED</u>	
LASD Personnel	5,772
Participating Agency Personnel	1,937
Total	7,709

DRIVER TRAINING SECTION

DRIVER TRAINING

LASD Personnel	661
Participating Agency Personnel	490
Total	1,151

SPECIALIZED ADVANCED TRAINING SECTION

832 P.C. ARREST ONLY

Participating Agency Personnel	113
Total	113

FIELD OPERATIONS SCHOOL - TRAINING OFFICER

LASD Personnel	141
Total	141

FIELD OPERATIONS SCHOOL - DEPUTY

LASD Personnel	318
Total	318

HOMICIDE INVESTIGATION

LASD Personnel	61
Participating Agency Personnel	16
Total	77

ADVANCED TRAINING BUREAU

SPECIALIZED ADVANCED TRAINING SECTION (Continued)

FISCAL YEAR
1987-88

<u>STREET GANGS AND SUBCULTURES</u>		
LASD Personnel		148
Participating Agency Personnel		90
Total		238
<u>FIELD OPERATIONS - LIEUTENANT</u>		
LASD Personnel		29
Total		29
<u>FIELD OPERATIONS - SERGEANT</u>		
LASD Personnel		84
Total		84
<u>ARREST SEARCH AND SEIZURE</u>		
LASD Personnel		21
Participating Agency Personnel		4
Total		25
<u>CRIMINAL INVESTIGATION</u>		
LASD Personnel		52
Participating Agency Personnel		18
Total		70
<u>VICE INVESTIGATION</u>		
LASD Personnel		35
Participating Agency Personnel		1
Total		36
<u>JUVENILE CONTROL</u>		
LASD Personnel		26
Participating Agency Personnel		7
Total		33
<u>FIRST AID AND C.P.R. INSTRUCTOR</u>		
LASD Personnel		29
Total		29
<u>IDENTI-KIT TRAINING</u>		
LASD Personnel		35
Participating Agency Personnel		6
Total		41
<u>4 WHEEL DRIVE TRAINING</u>		
LASD Personnel		82
Participating Agency Personnel		41
Total		123

ADVANCED TRAINING BUREAU

SPECIALIZED ADVANCED TRAINING SECTION (Continued)

FISCAL YEAR
1987-88

HAZARDOUS MATERIALS TRANSPORTATION ENFORCEMENT

LASD Personnel	12
Participating Agency Personnel	5
Total	17

SUDDEN INFANT DEATH SYNDROME

LASD Personnel	48
Participating Agency Personnel	95
Total	143

INTOXILYZER TRAINING

LASD Personnel	510
Participating Agency Personnel	212
Total	722

CHILD ABUSE INVESTIGATION

LASD Personnel	30
Participating Agency Personnel	15
Total	45

CUSTODY ASSISTANT TRAINING

LASD Personnel	42
Total	42

COMMUNITY SERVICE OFFICER TRAINING

LASD Personnel	32
Total	32

BASIC NARCOTICS

LASD Personnel	43
Participating Agency Personnel	2
Total	45

ADVANCED NARCOTICS

LASD Personnel	50
Participating Agency Personnel	20
Total	70

TEACHER TRAINING

LASD Personnel	36
Participating Agency Personnel	2
Total	38

DEFENSIVE TACTICS INSTRUCTOR

LASD Personnel	27
Participating Agency Personnel	8
Total	35

ADVANCED TRAINING BUREAU

SPECIALIZED ADVANCED TRAINING SECTION (Continued)

FISCAL YEAR
1987-88

DRUG-ALCOHOL RECOGNITION TRAINING

LASD Personnel	82
Participating Agency Personnel	39
Total	121

SERGEANTS SUPERVISORY

LASD Personnel	80
Participating Agency Personnel	18
Total	98

LIEUTENANTS MIDDLE MANAGEMENT

LASD Personnel	32
Total	32

MATRON TRAINING

LASD Personnel	-
Participating Agency Personnel	33
Total	33

SPOUSAL ORIENTATION

LASD Personnel	79
Participating Agency Personnel	9
Total	88

COMMERCIAL VEHICLE ENFORCEMENT

LASD Personnel	20
Participating Agency Personnel	24
Total	45

RADAR ENFORCEMENT

LASD Personnel	93
Participating Agency Personnel	53
Total	146

BASIC ACCIDENT INVESTIGATION

LASD Personnel	95
Participating Agency Personnel	36
Total	131

INTERMEDIATE ACCIDENT INVESTIGATION

LASD Personnel	60
Participating Agency Personnel	30
Total	90

TOTAL PERSONNEL TRAINED

LASD Personnel	2,432
Participating Agency Personnel	898
Total	3,330

ADVANCED TRAINING BUREAU
CIVILIAN TRAINING SECTION

FISCAL YEAR
1987-88

CIVILIAN ORIENTATION SEMINAR

LASD Personnel	138
Total	138

SUPERVISION FOR CIVILIANS IN LAW ENFORCEMENT

LASD Personnel	104
Participating Agency Personnel	24
Total	128

ADVANCED SUPERVISION FOR CIVILIANS IN LAW ENFORCEMENT

LASD Personnel	72
Participating Agency Personnel	9
Total	81

EFFECTIVE TELEPHONE COMMUNICATION

LASD Personnel	22
Total	22

TOTAL PERSONNEL TRAINED

LASD Personnel	336
Participating Agency Personnel	33
Total	369

WEAPONS TRAINING SECTION

PETER J. PITCHESS - ALL PURPOSE RANGE (TRAINING)

LASD Personnel	9,894
Participating Agency Personnel	1,106
Total	11,000

PETER J. PITCHESS - PISTOL RANGE (QUALIFICATION)

LASD Personnel	7,130
Participating Agency Personnel	422
Total	7,552

MIRA LOMA RANGE (QUALIFICATION)

LASD Personnel	3,748
Participating Agency Personnel	124
Total	3,872

BISCAILUZ CENTER RANGE (QUALIFICATION)

LASD Personnel	61,758
Participating Agency Personnel	10,976
Total	72,734

ADVANCED TRAINING BUREAU
WEAPONS TRAINING SECTION (CONTINUED)

FISCAL YEAR
1987-88

TEAR GAS TRAINING

LASD Personnel	651
Participating Agency Personnel	35
Total	686

RANGE DEMONSTRATIONS

Number of Demonstrations	16
Man-hours	65
Total Attendance	1,004

ENTIRE RANGE OPERATION

Total Side Arm Courses Fired	130,785
Total Shotgun Courses Fired	34,206
Total Special Weapons Courses Fired	8,417
Total Night Courses Fired	7,272
Total Weapons Inspected	8,005
Total Weapons Repaired	3,163
Total Number of Rounds Expended	4,553,995

MEDIA RESOURCES SECTION

Number of Films and Videotapes Produced	41
Number of Films and Videotapes Loaned	17,392
Handouts Reproduced	237,000
Number of Videotapes Duplicated for Training	7,528
Crime Scene Call-Outs (Video)	21

ADVANCED TRAINING BUREAU OPERATIONS

POST CERTIFICATION

Number of Certificates Processed	924
----------------------------------	-----

REIMBURSEMENT FOR TRAINING

Number of Requests Processed	620
------------------------------	-----

REIMBURSEMENT FOR EDUCATION

Number of Requests Processed	160
------------------------------	-----

RECURIT TRAINING BUREAU

CADET TRAINING

BASIC ACADEMY

LASD Cadets Entering Classes #237-243	462
LASD Cadets Graduating	387
Percent Graduated	84%

RECRUIT TRAINING BUREAU
CADET TRAINING (CONTINUED)

FISCAL YEAR
1987-88

Participating Agency Cadets Entering Classes #231-236	141
Participating Agency Cadets Graduating	109
Number of Participating Agencies	30
Percent Graduating	77%
Total Graduated	496
Total Percent Graduated	82%
RESERVE TRAINING	
LASD Cadets Entering Classes #61-62	46
LASD Cadets Graduating	35
Percent Graduated	76%
Participating Agency Cadets Entering Classes #61-62	55
Participating Agency Cadets Graduating	36
Number of Participating Agencies	9
Percent Graduated	65%
Total Graduated	71
Total Percent Graduated	70%
LASD Level II Reserves Upgrading to Level I Reserve Entering Class #61-62	4
LASD Upgrades Graduating Class #61-62	2
Percent Graduated	50%
EXPLORER TRAINING	
LASD Cadets Entering Classes #39-40	203
LASD Cadets Graduating	148
Percent Graduated	72%

RECRUIT TRAINING BUREAU OPERATIONS

ACADEMY TOURS

Number of Tours	14
Number of Man-hours	28
Total Attendance	147

GRADUATIONS

Number of Graduations	7
Number of Man-hours	1,600
Number in Attendance	
Cadet Classes #237-243	7,200
Reserve Classes #61 and #62	1,450
Explorer Classes #39 and 40	1,600
Total Attendance	10,250

RECRUIT TRAINING BUREAU

RECRUIT TRAINING BUREAU OPERATIONS (CONTINUED)

	<u>FISCAL YEAR</u> <u>1987-88</u>
FAMILY NIGHT ACTIVITIES	
Number in Attendance (Cadet Class)	3,800
Number of Attendance (Reserve Class)	450
Number of Attendance (Explorer Class)	1,200
Total	5,450
POLICE OLYMPICS	
Total Number of LASD Participants	453
INTER-DEPARTMENT SPORTING EVENTS	
Number of Sporting Events Coordinated	10
Number of Personnel Participating	2,400
INTRA-DEPARTMENT SPORTING EVENTS	
Number of Sporting Events Coordinated (runs, softball tournaments, etc.)	12
Number of Personnel Participating	1,345
EXPLORER TRAINING	
Participating Agency Cadets Entering Classes #39-40	76
Participating Agency Cadets Graduating	58
Number of Participating Agencies	9
Percent Graduated	76%
Total Graduated	206
Total Percent Graduated	74%

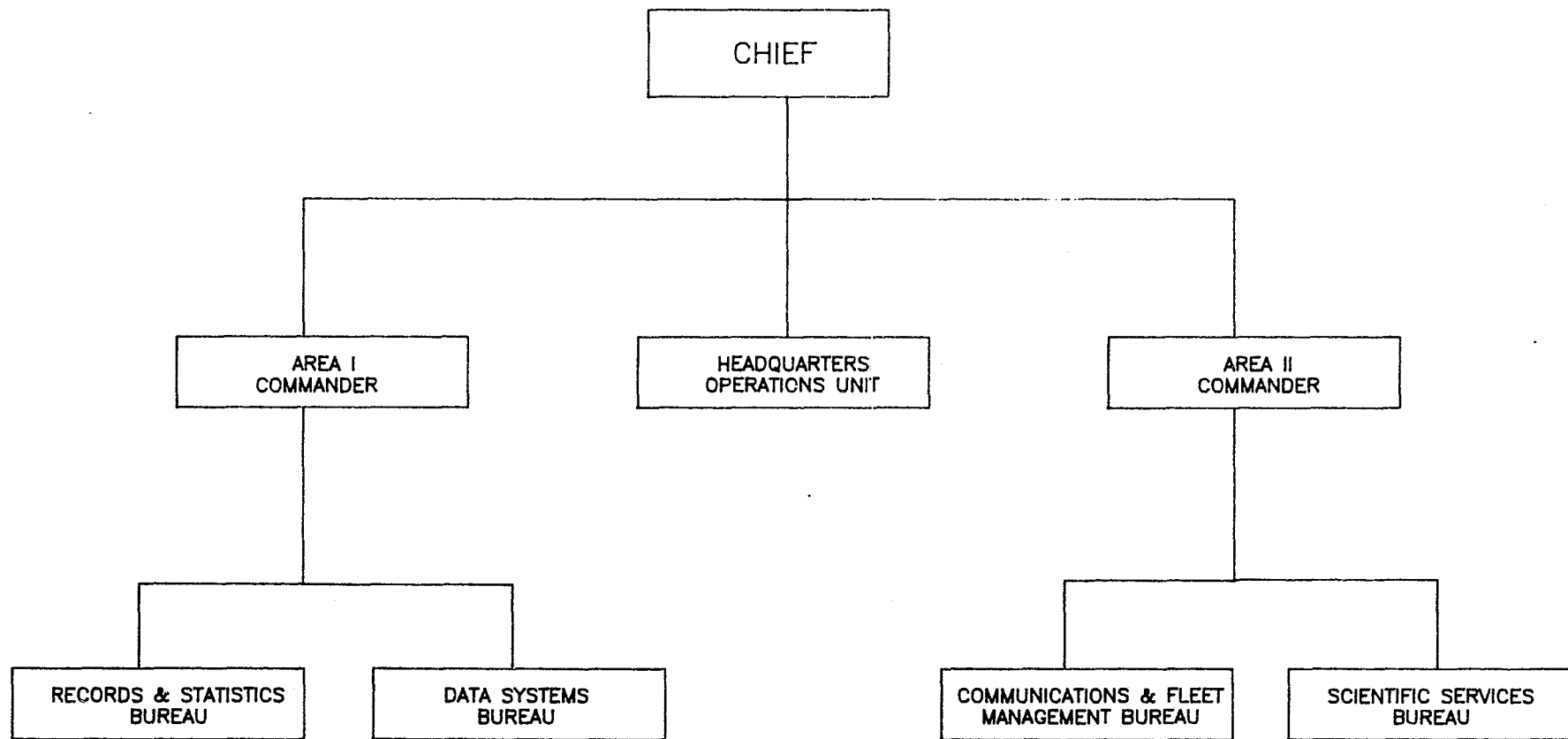
PRE-EMPLOYMENT BACKGROUND

<u>Classification</u>	<u>Investigations</u>	<u>Disqualified</u>	<u>Percentage</u> <u>Disqualified</u>
Deputy Sheriff Trainee	3,081	2,199	71%
Reserve Deputy Sheriff	214	109	51%
Reinstatements	40	29	73%
Total	3,335	2,337	70%

Chapter 7

TECHNICAL SERVICES DIVISION

TECHNICAL SERVICES DIVISION



JULY 1, 1988

TECHNICAL SERVICES DIVISION

PERSONNEL ASSIGNMENTS

July 1, 1987

	TITLE	NUMBER OF POSITIONS
DIVISION ADMINISTRATION	Division Chief	1
	Area Commander	2
	Lieutenant	1
	Sergeant	2
	Law Enforcement Planning Coordinator	1
	Research Analyst III/B.S.	1
	Administrative Assistant II	1
	Senior Secretary V	1
	Secretary V	1
	Word Processor I	1
	Services Assistant, Sheriff	1
COMMUNICATIONS AND FLEET MANAGEMENT BUREAU	Captain	1
	Lieutenant	4
	Sergeant	8
	Deputy Sheriff, Generalist	3
	Communications Engineer	1
	Assistant Automotive Equipment Coordinator	2
	Administrative Assistant III	1
	Supervising Sheriff Dispatcher	7
	Services Assistant	3
	Sheriff's Dispatcher II	72
	Secretary V	1
	Intermediate Stenographer	2
	Assistant Payroll Clerk I	1
	Transcriber Typist	1
	Intermediate Typist-Clerk	2
DATA SYSTEMS BUREAU	Captain	1
	Lieutenant	4
	Sergeant	3
	Deputy Sheriff, Generalist	12
	Manager EDP Supervisor Maintenance and Operations, Sheriff	1
	Assistant Manager EDP Maintenance and Operations	1
	EDP Program Supervisor	2
	Data Systems Coordinator	1
	Research Analyst III	1
	Data Systems Supervisor I	1
	Data Systems Supervisor II	1
	EDP Program Analyst II	5
	Data System Analyst II	5
	EDP Program Analyst I	1
	Supervisor Computer Operations	1
	Computer Systems Operator	4
	Data Conversion Supervisor I	3
	Staff Assistant II	1
	Computer Equipment Operator	6
	Data Conversion Supervisor II	1
	Secretary V	1
	Word Processor I	1
	Intermediate Stenographer	1
	Assistant Payroll Clerk I	1
	Data Conversion Equipment Operator II	15
	Data Control Clerk	1
	Intermediate Typist-Clerk	2

TECHNICAL SERVICES DIVISION

PERSONNEL ASSIGNMENTS

July 1, 1987

	TITLE	NUMBER OF POSITIONS
RECORDS AND STATISTICS BUREAU	Captain	1
	Lieutenant	3
	Sergeant	4
	Deputy Sheriff, Generalist	4
	Administrative Assistant III	1
	Head Statistical Analyst	1
	Supervising Statistical Analyst	1
	Chief Clerk	1
	Head Clerk	1
	Statistical Analyst	1
	Senior Microfilm Technician	1
	Supervising Word Processor	1
	Services Assistant	1
	Secretary V	1
	Supervising Fingerprint Classifier	3
	Word Processor II	6
	Senior Fingerprint Classifier	3
	Intermediate Supervising Clerk	5
	Supervising Stenographer I	1
	Fingerprint Classifier	18
	Microfilm Technician	3
	Senior Statistical Clerk	2
	Supervising Clerk	3
	Supervising Typist-Clerk	7
	Senior Clerk	31
	Senior Typist-Clerk	2
	Assistant Payroll Clerk I	2
	Statistical Clerk	3
	Intermediate Clerk	20
	Intermediate Typist-Clerk	68
	Typist-Clerk	4
	Intermediate Stenographer	0
	SCIENTIFIC SERVICES BUREAU	Captain
Lieutenant		1
Sergeant		5
Deputy Sheriff, Generalist		43
Chief, Sheriff, Crime Lab		1
Supervising Criminalist I		5
Supervising Criminalist II		2
Senior Criminalist		39
Chief Photographer		1
Supervising Photographer		1
Photographer, Sheriff		1
Photographer II		10
Clinical Lab Equipment Technician		1
Services Assistant		1
Secretary V		1
Criminalistic Laboratory Technician		5
Fingerprint Classifier		2
Senior Clerk		1
Intermediate Stenographer		3
Assistant Payroll Clerk I		1
Intermediate Typist-Clerk		8
Laboratory Attendant		2
Evidence and Property Custodian, Sheriff	2	

TECHNICAL SERVICES DIVISION
RECORDS AND STATISTICS BUREAU

SECTION AND FUNCTION	FISCAL YEAR 1987-88
<u>Report Processing</u>	
URN Files Issued	562,470
Booking Jackets	340,739
<u>Searching</u>	
Requests	59,144
JDIC messages	6,154
<u>Correspondence</u>	
Letters	35,768
<u>Sealing</u>	
Records Sealed	759
Marijuana Records Purged	4,607
<u>Certification</u>	
Subpoenas	558
Certificates	1,523
Court Orders	221
Priors	3,709
Pre-sentence computations	69
<u>Counter</u>	
Prints Taken	18,391
Photos Taken	9,290
Duplication	379,427
Record Checks	13,463
Registrations	1,413
<u>Microfilm</u>	
Total Reels	5,715
<u>*Assignment</u>	
Warrants	69,881
Felony	18,748
Misdemeanor	44,093
Juvenile	7,040
Due Diligence Transactions	4,987

*Figures for the Warrant Unit are for July 1987 through April 1988, i.e., before the Countywide Warrant System was implemented.

TECHNICAL SERVICES DIVISION

RECORDS AND STATISTICS BUREAU

SECTION AND FUNCTION	FISCAL YEAR 1987-88
<u>Processing</u>	
Superior Court Warrants	14,584
State Prison	3,485
Warrant Service Cards	
Received	151,450
Processed	159,524
Backlog	-
Served Warrants	
Received	45,224
Processed	47,443
Backlog	-
Deceased Messages	
Received	-
Processed	-
Backlog	-
<u>Recall</u>	
Recalls, Municipal Court	
Received	32,819
Processed	33,161
Backlog	-
Recalls, Superior Court	
Received	7,864
Processed	7,557
Backlog	57
Recalls, Juvenile Court	
Received	7,025
Processed	5,888
Backlog	37
<u>Warrant Return</u>	
Automated System Purges	6,805
Recall Warrant Papers	20,035
Served Warrant Papers	29,221
Papers Returned to Court	62,713
<u>Pawns</u>	
Received	23,706
Processed	22,231

TECHNICAL SERVICES DIVISION
RECORDS AND STATISTICS BUREAU

SECTION AND FUNCTION	FISCAL YEAR 1987-88
<u>Fingerprints</u>	
Fingerprint Cards	130,555
Total Hits	10,004
<u>Criminal</u>	
Fingerprint FACS	79,947
Non-Priors	35,165
Priors	39,782
FACS Hits	5,426
<u>Non-FACS</u>	
Non-Priors	42,169
Priors	20,402
Non-FACS Hits	21,767
<u>Non-Criminal</u>	
Applicants	7,573
Other Agencies	423
Deceased Notices	462
Overage Purges	-
Rejects	-
<u>Automated Index</u>	
Fingerprint Cards	102,204
Received	105,307
Processed	
Backlog	2,975
Arrest Disposition Reports	66,122
CII and FBI Rap Sheets	
Received	94,821
Processed	91,948
Batches of Microfilm	
Addresses	2,357
<u>Word Processing</u>	
Requests for Service	3,137
Pages Produced	19,193
Fingerprint Cards	
Received	52,478
Processed	52,478

TECHNICAL SERVICES DIVISION

RECORDS AND STATISTICS BUREAU

May and June 1988 Data (After the Countywide Warrant System was implemented)

SECTION AND FUNCTION	FISCAL YEAR 1987-88
<u>Receive/Create</u>	
Warrants	4,895
Felony	3,014
Misdemeanor	260
O/County Service Attempts	334
Juvenile	1,362
<u>Inquiries</u>	
Statewide Prison	
Received	1,043
Processed	1,164
Out of County	
Received	6,922
Processed	6,922
Helpline	
Received	4,943
Processed	4,943
<u>Recall</u>	
Out-of-County Service Attempts	
Received	45
Processed	45
Recalls Superior Court	
Received	1,726
Processed	1,388
Recalls Juvenile Court	
Received	1,885
Processed	1,597
<u>Warrant Returns</u>	
Superior Court Warrants	764
<u>Audit Verification/Reactivation</u>	
Managements Reports	-
Maintain (1.1)	531
Telephone Inquiries	1,396
Limit Warrant Authority	517
Reactivations	347
2nd Abstracts	845
<u>PAWNS</u>	
Received	3,497
Processed	1,008

TECHNICAL SERVICES DIVISION

SCIENTIFIC SERVICES BUREAU

FISCAL YEAR
1987-88

Bureau Summary-Cases Received

Administrative Division	3,533
Detective Division	2,009
Field Operations Division	44,034
Non-Contract City	31,761
State	7,967
Totals	*89,334

*Total does not include photographic laboratory or breath alcohol cases tested in field.

Bureau Summary-Court

Total Court Appearances	1,692
Total Man-hours in Court	7,115

Individual Section Summary

Blood Alcohol

Cases Received	16,516
Breath Cases	34,007
Court Appearances	438
Man-hours in Court	2,060
Training Man-hours Received	1,253
Training Man-hours Provided	82

Documents

Cases Received	1,350
Court Appearances	44
Man-hours in Court	330
Training Man-hours Received	3,006
Training Man-hours Provided	70

Firearms

Cases Received	1,571
Field Investigations	61
Court Appearances	107
Man-hours in Court	471
Training Man-hours Received	610
Training Man-hours Provided	289

TECHNICAL SERVICES DIVISION

SCIENTIFIC SERVICES BUREAU (CONTINUED)

	FISCAL YEAR <u>1987-88</u>
<u>Identification</u>	
Cases Received	13,328
Field Investigations	18,407
Latent Print Developed (Cases)	3,643
CAL-ID Identifications	376
Photographic Assignments	939
Court Appearances	135
Man-hours in Court	726
Training Man-hours Received	1,772
Training Man-hours Provided	110
<u>Narcotics - Main Laboratory</u>	
Cases Received	20,893
Clandestine Lab Investigations	12
Court Appearances	379
Man-hours in Court	1,367
Training Man-hours Received	655
Training Man-hours Provided	46
<u>Narcotics - STARS Regional Laboratory</u>	
Cases Received	1,060
Clandestine Lab Investigations	-
Court Appearances	13
Man-hours in Court	57
Training Man-hours Received	22
Training Man-hours Provided	16
<u>Narcotics - Torrance Regional Laboratory</u>	
Cases Received	4,614
Clandestine Lab Investigations	-
Court Appearances	59
Man-hours in Court	158
Training Man-hours Received	84
Training Man-hours Provided	5
<u>Narcotics - West Covina Regional Laboratory</u>	
Cases Received	6,340
Clandestine Lab Investigations	1
Court Appearances	220
Man-hours in Court	717
Training Man-hours Received	140
Training Man-hours Provided	54

TECHNICAL SERVICES DIVISION

SCIENTIFIC SERVICES BUREAU (CONTINUED)

FISCAL YEAR
1987-88

Photographic Laboratory

Black and White Negatives	16,022
Black and White Prints	14,250
Color Negatives	396,069
Color Prints	216,020
Color Slides	16,553
Shooting Assignments	931
Studio Man-hours	3,027
Field Man-hours	598
Outside Agencies	1,258
Maintenance and Repair (Man-hours)	2,624

Physical Evidence

Cases Received	765
Field Investigations	54
Court Appearances	62
Man-hours in Court	254
Training Man-hours Received	405
Training Man-hours Provided	78

Polygraph

Cases Received (Total Polygraph Exams)	913
Pre-Employment Exams	758
Conferences (Man-hours)	361
Training Man-hours Received	73
Training Man-hours Provided	28

Serology

Cases Received	1,121
Field Investigations	94
Court Appearances	97
Man-hours in Court	497
Training Man-hours Received	800
Training Man-hours Provided	205

Toxicology

Cases Received	20,863
Court Appearances	137
Man-hours in Court	500
Training Man-hours Received	450
Training Man-hours Provided	-

TECHNICAL SERVICES DIVISION

SCIENTIFIC SERVICES BUREAU (CONTINUED)

FISCAL YEAR
1987-88

Training and Applications

Project Man-hours	4,773
Training Man-hours Received	264
Training Man-hours Provided	865

Other Summary

DUI-Total cases examined under Section 1463.14 of the Penal Code.

Blood/Urine Alcohol	16,512
Blood/Urine Drugs	2,814
Breath Tests	34,008
Totals	53,334

Controlled Substances-Total cases examined under Section 11372.5 of the Health and Safety Code.

Narcotic Sections	32,508
Toxicology Section	15,400
Totals	47,908

TECHNICAL SERVICES DIVISION

DATA SYSTEMS BUREAU

Automated Timekeeping and Payroll System (ATPS): This unit provides management/administrative functions over a comprehensive automated system performing the personnel and timekeeping functions of the Sheriff's Department and Executive Office of the Board of Supervisors.

<u>Workload</u>	<u>Fiscal Year 1987-88</u>
Number of requests for ad hoc reports received	753
Number of ad hoc reports produced	738
Number of time transactions processed	1,202,296
Number of Personnel transactions processed	153,794
Number of timekeepers trained	59
Number of new IDs and passwords issued	119
Total number of system users accessing ATPS	314

Countywide Warrant System (CWS): The Countywide Warrant System became operational April 11, 1988. CWS is an on-line and batch computer system that stores and retrieves warrants that are created, modified, or recalled within the County of Los Angeles. The system has also been designed to provide information on wanted persons, parolees, and restraining orders.

There are over one and a quarter million records in CWS. Nearly 20,000 users access the Countywide Warrant System via a network of nearly 4,000 terminals. CWS processed approximately 8,000,000 transactions in its first month of operation.

Justice Data Interface Controller (JDIC): This system is a regional law enforcement message switching computer which supports the data communications needs of the Sheriff's Department, all municipal police departments, and a variety of other criminal justice and law enforcement agencies throughout Los Angeles County. Utilizing JDIC, users may communicate with any criminal justice facility within the county, state, or nation which is connected to the JDIC system, California Law Enforcement Telecommunication System (CLETS), or National Law Enforcement Telecommunication System (NLETS), respectively. Through its connections with a variety of law enforcement computer systems, users may enter, update, and access information maintained in local, California Department of Justice, and United States Department of Justice data files.

<u>Workload</u>	<u>Fiscal Year 1987-88</u>
Operating DPD Cost-Applied Budget	\$1,357,248
Number of terminals accessing JDIC	2,483
Number of user locations	151

TECHNICAL SERVICES DIVISION

DATA SYSTEMS BUREAU

Annual JDIC transactions by major user groups:

<u>Agency</u>	<u>Transaction Counts</u>	<u>Percentage of System Use</u>
Sheriff's Department	71,794,000	47.76
Municipal Police Departments	60,656,000	40.35
County Agencies	12,985,000	8.64
Other Agencies	4,889,000	3.25
	<u>150,324,000</u>	<u>100.00</u>

Justice Data System: This system is an on-line and batch computer system which serves as the information centerpiece to the criminal justice community within Los Angeles County. It is comprised of: the Automated Justice Information System (AJIS), which provides custody information on all inmates who have been arrested and booked by any agency participating in the consolidated booking system; Event Index (EI), which provides summary information related to any crime, arrest, or incident report written by either the Los Angeles Sheriff's Department or the Los Angeles Police Department; and Personal History Index (PHI), which provides local criminal history, applicant, and licensing information to authorized criminal justice agencies.

The Justice Data System is utilized not only by the Los Angeles County Sheriff's Department, but numerous other criminal justice agencies throughout the County including: Municipal and Superior Courts, District and City Attorneys, Public Defender, Probation Department, County Marshal, Coroner's, State Department of Corrections, West Los Angeles Office of Federal Bureau of Investigation, and all other local law enforcement agencies.

<u>Workload</u>	<u>Fiscal Year 1987-88</u>
Number of Terminals accessing JDS databases	1,644
Number of Police Agencies participating in the Consolidated Booking System	20
Number User Requests Received	344
Total Number Requests completed	336
JDS transaction volume for Fiscal Year 87-88	
Automated Justice Information System (AJIS)	34,802,046
Personal History Index (PHI)	14,421,068
Event Index (EI)	5,527,331
Total	<u>54,750,445</u>

TECHNICAL SERVICES DIVISION

DATA SYSTEMS BUREAU

Systems Development: The primary function of the Systems Development Section is to act as a facilitator between departmental computer users and computer associated vendors. The responsibilities of this section include: analysis and recommendations regarding initial departmental computer needs; evaluation of computer hardware and software; recommendations regarding purchase of computer hardware, software and related peripherals; development of requests for quote (RFQ) and requests for bid (RFB), liaison between departmental endusers, DPD, and private vendors during all stages of automated systems development; coordinate departmental budget for repair and maintenance of microcomputers and related peripherals; and coordinate through Data Processing Department the contracting of private sector vendors for computer programming services.

Data Processing Services: This unit provides data processing services to support field operations, investigative, custody, administrative, and staff functions of the Sheriff's Department by developing and maintaining departmental computer information systems. Data Processing Services supports twenty information processing activities including the operations of the Sheriff's Department computers and the coordination of other activities that are performed by the Data Processing Department. Data Processing Services provides expert liaison between the department personnel and the Data Processing Department when that department's services are required.

1987-88 FISCAL YEAR ACTIVITY REPORT

COMPUTER OPERATIONS

Digital Equipment Corporation (DEC) Processors 11/44, 11/84

Number of reports generated	6,237
Number of special reports processed	392

IBM Remote Job Entry System/36

Number of reports generated	3,840
Number of requests processed	16,096

Los Angeles County Regional Identification System
--California Identification--Nippon Electric Corporation

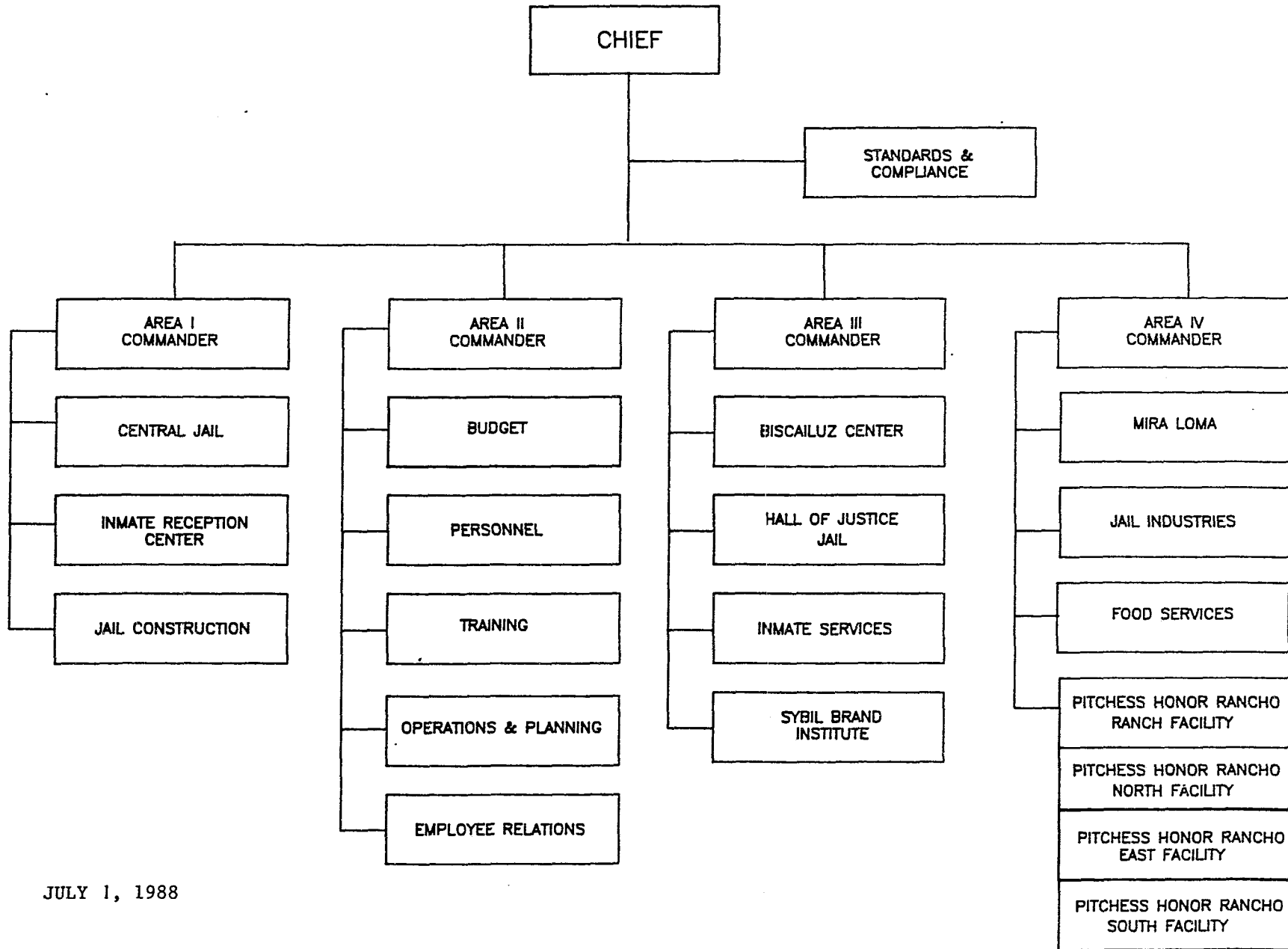
Number of tapes loaded--Journal Save	852
Number of tapes loaded--DSSave	954
Number of tapes loaded--DBLoad	13

Chapter 8

CUSTODY

DIVISION

CUSTODY DIVISION



JULY 1, 1988

CUSTODY DIVISION

PERSONNEL ASSIGNMENTS

July 1, 1987

	TITLE	NUMBER OF POSITIONS
DIVISION ADMINISTRATION	Division Chief	1
	Area Commander	4
	Lieutenant	2
	Sergeant	2
	Deputy Sheriff, Generalist	7
	Chief, Food Service, Sheriff	1
	Assistant Chief, Food Service, Sheriff	1
	Senior Secretary V	1
	Secretary V	3
	Intermediate Stenographer	1
	Intermediate Typist-Clerk	1
BISCAILUZ CENTER	Captain	1
	Lieutenant	4
	Sergeant	6
	Deputy Sheriff, Generalist	198
	Food Production Manager I	1
	Warehouse Worker II	1
	Head Cook	1
	Services Assistant	1
	Secretary V	1
	Medium Truck Driver	3
	Laundry Supervisor I	1
	Intermediate Sales Clerk	1
	Senior Cook	7
	Cook	1
	Sales Clerk	2
	Custodian Working Supervisor	1
	Intermediate Typist-Clerk	2
	Custody Assistant	3
CENTRAL JAIL	Captain	1
	Lieutenant	9
	Sergeant	26
	Deputy Sheriff, Generalist	604
	Food Production Manager II	1
	Chief Cook	1
	Custody Assistant	70.5
	Senior Butcher	1
	Warehouse Worker II	2
	Senior Services Assistant	34.5
	Head Cook	4.67
	Secretary V	1
	Butcher	1
	Warehouse Worker I	1
	Senior Cook	29
	Word Processor II	1
	Warehouse Worker Aid	3
	Senior Typist-Clerk	1
	Interpreter	1
	Assistant Payroll Clerk I	2
Intermediate Food Service Worker	3	
Intermediate Typist-Clerk	5	

CUSTODY DIVISION

PERSONNEL ASSIGNMENTS (CONTINUED)

July 1, 1987

	TITLE	NUMBER OF POSITIONS	
INMATE RECEPTION CENTER	Captain	1	
	Lieutenant	7	
	Sergeant	15	
	Deputy Sheriff, Generalist	130	
	Accountant III	1	
	Accounting Officer I	1	
	Warehouse Worker Aid	1	
	Custody Assistant	9	
	Staff Assistant I	1	
	Accountant Technician II	1	
	Secretary V	1	
	Senior Sales Clerk	2	
	Laundry Supervisor I	4	
	Intermediate Sales Clerk	6	
	Warehouse Worker I	2	
	Senior Cashier	1	
	Word Processor II	3	
	Intermediate Supervising Clerk	2	
	Intermediate Supervising Typist-Clerk	7	
	Supervising Personal Property Worker	2	
	Sales Clerk	38	
	Senior Clerk	85	
	Senior Typist-Clerk	4	
	Personal Property Worker	33	
	Intermediate Cashier	8	
	Assistant Payroll Clerk I	2	
	Intermediate Clerk	35	
	Intermediate Typist-Clerk	49	
	Rehabilitation Counselor Aid	3	
	Cashier	20	
	Cashier-Clerk	3	
	SYBIL BRAND INSTITUTE FOR WOMEN	Captain	1
		Lieutenant	7
Sergeant		14	
Deputy Sheriff, Generalist		166	
Food Production Manager I		1	
Custody Assistant		1	
Warehouse Worker II		1	
Head Cook		1	
Secretary V		1	
Medium Truck Driver		1	
Laundry Supervisor I		1	
Senior Cook		8	
Intermediate Supervising Typist-Clerk		1	
Supervising Personal Property Worker		1	
Senior Clerk		9	
Personal Property Worker		11	
Intermediate Sales Clerk		1	
Intermediate Cashier		2	
Intermediate Stenographer		2	
Assistant Payroll Clerk I		1	

CUSTODY DIVISION

PERSONNEL ASSIGNMENTS (CONTINUED)

July 1, 1987

	TITLE	NUMBER OF POSITIONS
SYBIL BRAND INSTITUTE FOR WOMEN (Continued)	Jail Elevator Operator	1
	Intermediate Typist-Clerk	12
	Cashier	10
	Sales Clerk	2
	Senior Cashier	1
PITCHESS HONOR RANCHO Ranch Facility	Captain	1
	Lieutenant	7
	Sergeant	13
	Deputy Sheriff, Generalist	84
	Farm Manager	1
	Supervising Power Equipment Operator	1
	Power Equipment Operator, Working Supervisor	1
	Food Production Manager II	1
	Dairy Supervisor	1
	Vocational Workshop Instructor	1
	Account Clerk II	1
	Farm Supervisor II	3
	Institutional Gardening Manager	1
	Head Plant Nursery Worker	1
	Custody Assistant	16
	Senior Butcher	1
	Farm Supervisor I	9
	Combination Truck Driver	3
	Warehouse Worker II	2
	Head Cook	1
	Head Clerk	1
	Heavy Truck Driver	2
	Secretary V	1
	Medium Truck Driver	3
	Warehouse Worker I	1
	Senior Cook	12
	Sales Clerk	2
	Supervising Clerk	1
	Stenographer	1
	Personal Property Worker	1
	Assistant Payroll Clerk I	1
	Intermediate Clerk	3
	Intermediate Typist-Clerk	4
	Cashier	1
	Senior Laundry Worker	12
	Cashier-Clerk	2
	Clerk	1
	Food Production Manager I	1
	Intermediate Sales Clerk	2
	Senior Washing Equipment Operator	12
Laundry Supervisor III	1	
Laundry Supervisor, Sheriff	1	
Laundry Supervisor II	1	
Laundry Supervisor I	5	
Washroom Supervisor	3	
Linen Room Supervisor I	3	
Linen Room Supervisor II	3	

CUSTODY DIVISION

PERSONNEL ASSIGNMENTS (CONTINUED)

July 1, 1987

	TITLE	NUMBER OF POSITIONS
PITCHESS HONOR RANCHO East Facility	Captain	1
	Lieutenant	6
	Sergeant	7
	Deputy Sheriff, Generalist	117
	Chief Cook	1
	Head Baker	1
	Custody Assistant	9
	Services Assistant	5
	Senior General Maintenance Worker	1
	Combination Truck Driver	8
	Warehouse Worker II	1
	Senior Baker	6
	Secretary V	1
	General Maintenance Worker	1
	Warehouse Worker I	2
	Senior Cook	7
	Intermediate Sales Clerk	1
	Supervising Typist-Clerk	1
	Stenographer	1
	Senior Sewing Worker	1
	Senior Sales Clerk	1
	Assistant Payroll Clerk I	1
	Intermediate Typist-Clerk	1
	Intermediate Clerk	1
	Senior Laundry Worker	1
	Sales Clerk	1
MEDICAL SERVICES	Chief Physician III, M.D.	1
	Hospital Administrator I	1
	Physician Specialist, M.D., Int. Med. Radiology	10
	Physician Specialist, M.D., Int. Med. (1/2 time)	1
	Physician Specialist, M.D., OB/GYN	1
	Physician Specialist, M.D. (3/4 time)	1
	Senior Dentist (2/3 time)	1
	Dentist (1/2 and 2/3 time)	3
	Dental Assistant (1/2 time)	1
	Director of Nursing, Sheriff	1
	Nurse Education Director I	1
	Pharmacy Services Chief I	1
	Pharmacist	3
	Administrative Assistant III	1
	Medical Technology Supervisor II	1
	Assistant Nursing Director	3
	Supervising Staff Nurse II	6
	Nurse Practitioner	1
	Nursing Instructor	3
	Supervising Staff Nurse I, Sheriff	26
	Medical Technologist II	1
	Senior Staff Nurse, Sheriff	35
	Supervising Radiologic Technologist II	1
	Medical Technologist I	7
	Nursing Care Specialist I	1

CUSTODY DIVISION

PERSONNEL ASSIGNMENTS (CONTINUED)

July 1, 1987

	TITLE	NUMBER OF POSITIONS
MEDICAL SERVICES (Continued)	Staff Nurse, Sheriff	147
	Dietetics Advisor, Sheriff	1
	Supervising Radiologic Technologist I	1
	Staff Assistant II	1
	Senior Secretary IV	2
	Radiologic Technologist	7
	Procurement Assistant I	1
	Medical Records Supervisor I	1
	Institution Service Supervisor	1
	Warehouse Worker I	1
	Nursing Assistant, Sheriff	22
	Medical Records Director I	1
	Pharmacy Technician	5
	Medical Stenographer	1
	Inmate Crew Supervisor	2
	Senior Clerk	3
	Senior Typist-Clerk	9
	Phlebotomy Technician I	1
	Medical Transcriber-Typist	1
	Intermediate Stenographer	3
	Inmate Crew Leader	8
	Assistant Payroll Clerk I	1
	Medical Records Technician I	3
	Dental Assistant	2
	Intermediate Typist-Clerk	22.25
	Nursing Attendant II	12
	Medical Records Technician II	7
	Assistant Hospital Administrator III	1
	Service Unit Material Manager I	1
	Institutional Laborer	4
	Custodian	7
	Pharmacy Helper	1
	Head Food Service Worker	3
	Dietitian	1
	Intermediate Food Service Worker	5
	Senior Secretary II	2
	Associate Hospital Administrator I	1
	Senior Medical Stenographer	2
HALL OF JUSTICE JAIL	Captain	1
	Lieutenant	6
	Sergeant	12
	Deputy Sheriff, Generalist	258
	Food Production Manager I	1
	Custody Assistant	5
	Head Cook	1
	Intermediate Sales Clerk	1
	Warehouse Worker I	1
	Senior Cook	6
	Intermediate Stenographer	1

CUSTODY DIVISION

PERSONNEL ASSIGNMENTS (CONTINUED)

July 1, 1987

	TITLE	NUMBER OF POSITIONS	
HALL OF JUSTICE JAIL (Continued)	Jail Elevator Operator	7	
	Intermediate Typist-Clerk	2	
	Cashier	1	
	Senior Laundry Worker	1	
	Custodian	2	
	Personal Property Worker	4	
	Services Assistant	1	
	Sales Clerk	2	
	Assistant Payroll Clerk I	1	
	MIRA LOMA	Captain	1
Lieutenant		7	
Sergeant		13	
Deputy Sheriff, Generalist		137	
Custody Assistant		7	
Food Production Manager I		1	
Head Cook		1	
Senior Cook		9	
Senior Clerk		3	
Sales Clerk		3	
Camp Clerk		1	
Intermediate Typist-Clerk		10.5	
Intermediate Sales Clerk		1	
Medium Truck Driver		1	
Secretary V		.25	
Heavy Truck Driver		1	
Senior Laundry Worker		1	
Vocational Workshop Instructor		3	
Head Sewing Worker		1	
Senior Sewing Worker		1	
Warehouse Worker I		1	
Cashier		1	
Warehouse Worker Aid		1	
Assistant Payroll Clerk I		1	
Chief Cook		1	
North/South Facility		Captain	1
		Lieutenant	5
	Sergeant	14	
	Deputy Sheriff	181	
	Secretary V	1	
	Food Production Manager	1	
	Chief Cook	1	
	Head Cook	1	
	Heavy Truck Driver	1	
	Combination Truck Driver	1	
	Medium Truck Driver	1	
	Cashier	2	
	Senior Cook	7	
	Custody Assistants	12	
	Assistant Payroll Clerk	1	
	Intermediate Typist-Clerk	4	

CUSTODY DIVISION

DAILY AVERAGE NUMBER OF INMATES IN CUSTODY OF THE SHERIFF

	<u>FISCAL YEAR</u> <u>1987-88</u>	<u>FISCAL YEAR</u> <u>1986-87</u>	<u>PERCENT</u> <u>CHANGE %</u>
TOTAL IN CUSTODY	22,559	21,060	+ 7
Male	19,901	18,730	+ 6
Female	2,658	2,330	+ 14
Biscailuz Center	1,636	1,664	- 2
Central Jail	7,625	8,346	- 9
Hall of Justice Jail	1,985	1,888	+ 5
Inmate Reception Center	490	N/A	N/A
Mira Loma			
Total	1,401	1,069	+ 31
Male	873	745	+ 17
Female	528	324	+ 63
Pitchess Honor Rancho			
East	1,676	1,724	- 3
Ranch	2,233	2,063	+ 8
North	967	N/A	N/A
South	1,770	1,772	-
Sheriff's Station Totals	327	309	+ 6
Male	290	278	+ 4
Female	37	31	+ 19
Sheriff's Station Trusties	222	211	+ 5
Sybil Brand Institute	2,086	1,967	+ 6
ACO/USC Medical Center			
Total	41	47	- 13
Male	34	39	- 13
Female	7	8	- 13

Previously included in Central Jail's count: Mira Loma - Female opened October 1986, North Facility opened October 1987, facilities renamed April 1988:

Maximum to East
 Medium to South
 Minimum to Ranch

CUSTODY DIVISION
INMATE BOOKING AND PLACEMENT

	FISCAL YEAR 1987-88	FISCAL YEAR 1986-87
Total New Bookings	226,565	230,984
IRC 188,321		
SBI 38,244		
Total Releases	234,514	234,124
IRC 195,768		
SBI 38,746		
Total Average Daily Court Line	1,767	1,709
IRC 1,569		
SBI 198		
Total Inmates Participating in a Work Release Program	7,078	7,670
IRC 6,398		
SBI 680		
Total Number of Pretrial Inmates Classified and Assigned	217,110	226,819
IRC 209,109		
SBI 8,001		

INMATE ACTIVITIES

Inmate Education Program and Vocational Programs

Number of inmates involved in Educational and Vocational programs.	157,352	169,131
Number of GEDS satisfactorily completed	1,111	916
Number of High School Diplomas issued	100	61
Number of Achievement Certificates issued		
Academic	1,241	921
Vocational	2,957	1,701
ESL	97	59
Total ADA Units - Fiscal Year 1987-88	1,800	1,800
Total ADA Income - Fiscal Year 1987-88	\$1,573,000	\$1,710,000
Highest total number of different classes	35	32
Highest total number of different sections	87	83

CUSTODY DIVISION
INMATE ACTIVITIES (CONTINUED)

	FISCAL YEAR 1987-88	FISCAL YEAR 1986-87
<u>Counselor/Counseling Program</u>		
Number of inmates accepted into Counselor/Counseling program	7,784	6,000
Terminations	2,040	1,624
Total caseload	4,996	3,796
Total inmate contacts	6,500	6,000
Number of tests administered	708	619
Employment referral	2,356	1,919
Educational/vocational referrals	2,614	2,114
Residence referrals	1,800	1,719
Alcohol/Drug	1,374	1,224
Other	1,300	1,106
<u>MEDICAL SERVICES</u>		
Number of inmates treated at sick call	3,427,296	2,797,903
Number of inmates examined by physician	69,874	90,527
Emergency calls	13,706	13,827
Trusties health inspection	49,665	51,803
Injuries reported	20,116	27,128
Court orders (medical, psychiatric) processed	17,760	17,201
Physiotherapy clinic patients seen	22,729	24,176
Patients admitted - all wards	8,758	15,200
Average monthly nursing hour ratio	.707	.746
Medical records opened	83,719	85,764
Patients index cards typed	43,825	52,229
LMC appointments processed	11,440	17,878
Medical documents filed	117,721	82,961
In-service classes held	269	351
In-service class time hours	990.5	1,267
In-service class man-hours	1,082.5	1,568
Number of staff attending in-service	2,012	2,158

CUSTODY DIVISION

MEDICAL SERVICES (CONTINUED)

	<u>FISCAL YEAR</u> <u>1987-88</u>	<u>FISCAL YEAR</u> <u>1986-87</u>
In-service floor orientation man-hours	1,073	1,022
Syphilis diagnosed and treated	1,868	1,913
Gonorrhea diagnosed and treated	3,009	2,993
Radiological procedures	187,820	207,340
Dental procedures	20,747	14,361
Dental patients seen	15,349	9,564
Pharmacy/central supply items dispensed	745,176	766,332
Laboratory tests performed	735,210	687,448

MENTAL HEALTH SERVICES

Number of inmates interviewed re: Mental Health (Includes: Drug/Alcohol Abuse and Mental Retardation)	127,055	114,663
Number of inmates admitted	12,452	11,710
Number of inmates discharged	9,801	9,329
Number of inpatient days	12,664	12,589
Partial Day Treatment Program/Units of Service	12,126	9,324

CHAPLAIN SERVICES

Number of religious services held	3,140	2,856
Total attendance	262,640	242,252
Number of Sunday School and Bible classes held	3,260	3,408
Total attendance	235,124	227,670
Number of counseling interviews	72,286	69,411
Number of family contacts	2,924	3,486
Number of follow-up contacts	1,624	1,851
Literature distributed	226,117	221,508
Number of hospital calls	2,931	2,892
Number of court orders processed	316	228
Number of ministers visiting inmates in Attorney Room	1,142	1,290

CUSTODY DIVISION
CULINARY SERVICES

	<u>FISCAL YEAR</u> 1987-88	<u>FISCAL YEAR</u> 1986-87
<u>Facility Meals</u>	25,158,444	23,126,054
Central Jail	8,917,255	
Hall of Justice Jail	2,227,277	
Biscailuz Center	2,067,569	
Sybil Brand Institute	2,593,536	
Mira Loma	1,602,977	
PHR-East	1,946,762	
PHR-Ranch	2,733,626	
PHR-South/North	3,069,446	
<u>Other Meals (all facilities combined)</u>	4,273,203	4,317,938
Station Meals	867,898	
Court Meals	1,636,735	
Inmate Reception	552,000	
Work Furlough	208,643	
Juvenile	22,443	
Hospital	584,220	
Emergency	4,409	
Forestry and Fire	1,474	
Life Nutrition Meals	114,535	
Probation Department - Wards	253,671	
Probation Department - Staff	27,175	
<u>Total Meals</u>	29,431,647	27,443,992
<u>Average Cost Per Meal</u>	.6653	.6250
Central Jail	.6161	
Hall of Justice Jail	.7332	
Biscailuz Center	.6105	
Sybil Brand Institute	.6334	
Mira Loma	.7486	
PHR-East	.6918	
PHR-Ranch	.7031	
PHR-South/North	.5858	

VISITING ROOM SERVICES

Total Social Visits	1,869,482	1,471,413
Central Jail	1,157,655	
Sybil Brand Institute	76,549	
Hall of Justice Jail	276,296	
Biscailuz Center	135,879	
PHR-East	44,027	
PHR-North/South	77,142	
PHR-Ranch	59,754	
Mira Loma	42,180	

CUSTODY DIVISION

PRODUCTION

	<u>FISCAL YEAR</u> <u>1987-88</u>	<u>FISCAL YEAR</u> <u>1987-88</u>	<u>FISCAL YEAR</u> <u>1986-87</u>	<u>FISCAL YEAR</u> <u>1986-87</u>
PHR MINIMUM - PRODUCTION	Units	Value	Units	Value
Laundry (pounds)	13,424,726	N/A	12,933,400	\$ N/A
Milk (gallons)	1,167,221	\$2,046,762.35	942,707	\$1,725,153.81
Pork (pounds)	152,896	\$ 209,467.52	162,313	\$ 222,377.03
Nursery (plants)	1,536	\$ 6,462.30	5,281	\$ 13,627.00
Cull Beef Cattle (head)	408	\$ 175,206.31	295	\$ 128,287.51
Cull Hogs (head)	90	\$ 13,632.71	156	\$ 25,541.76
Field Crops Combined (tons)	2,109.94	\$ 165,339.93	1,735.87	\$ 116,251.39
Fertilizer (yards)	17,952	\$ 62,832.00	2,616	\$ 28,776.00

PHR MAXIMUM PRODUCTION

Sewing Fabricated (pieces)	162,881	179,438
----------------------------	---------	---------

PHR-EAST	101,314
SBI	61,567

Print Shop Production

Impression Units	7,862,127	8,119,703
Art Units	22,307	5,389

Shoe Shop Repair (pairs)	4,231	9,261
--------------------------	-------	-------

BAKERY PRODUCTION

Pitchess Honor Rancho East Bakery produces all bread, rolls, pastry, cookies, and donuts consumed at the Sheriff's Department's facilities with the additional task of producing 100% whole wheat bread for the juvenile camps.

Bread (loaves)		
White		3,207,742
Whole Wheat		120,606
Bread Rolls (dozen)		79,275
Danish (dozen)		9,818
Donuts (dozen)		175,612
Cookies (dozen)		393,963
		2,776,661
		207,277
		86,195
		7,086
		126,307
		466,087

CUSTODY DIVISION

CASH AND BOND TRANSACTIONS*

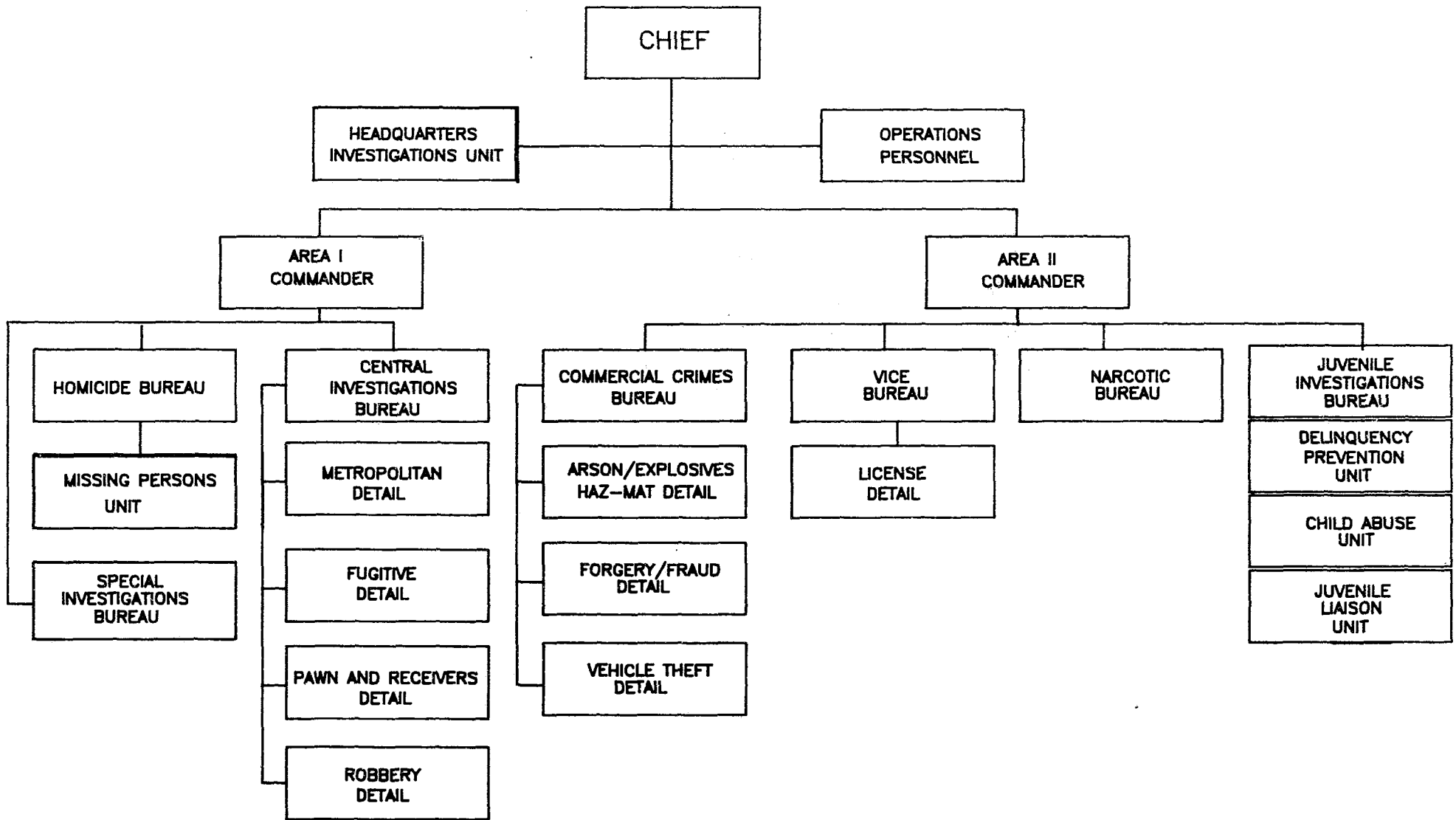
Deposits to Prisoners' Trust Account (Treasurer)		\$ 9,465,629.32	\$ 7,189,335.27
IRC	\$ 6,475,794.79		
SBI	\$ 2,989,834.53		
Disbursements to Prisoners' Trust Account (Treasurer)		\$ 9,082,408.30	\$ 6,266,596.60
IRC	\$ 6,227,139.37		
SBI	\$ 2,855,268.93		
Bail and Fine Monies Deposited to Bank of America		\$20,177,777.02	\$13,416,523.47
IRC	\$16,275,771.93		
SBI	\$ 3,902,005.09		
Number of bonds transmitted to Various Courts		20,359	37,443
IRC	14,687		
SBI	5,672		
Face Value of Bonds Transmitted to Various Courts		\$81,071,452.78	\$82,626,503.73
IRC	\$60,595,509.21		
SBI	\$20,475,943.57		
Total Number of Single Transactions		1,173,784	1,775,478
IRC	1,027,850		
SBI	145,934		
Number of Bail/Fine Transmitted to Courts		16,401	61,086
IRC	12,827		
SBI	3,874		

* Note the deletion of 10% bail as of January 1, 1986

Chapter 9

**DETECTIVE
DIVISION**

DETECTIVE DIVISION



DETECTIVE DIVISION

PERSONNEL ASSIGNMENTS

July 1, 1987

	TITLE	NUMBER OF POSITIONS
DIVISION ADMINISTRATION	Division Chief	1
	Area Commander	3
	Captain	1
	Lieutenant	3
	Sergeant	10
	Deputy Sheriff	4
	Senior Systems Aid	1
	Staff Assistant I	1
	Senior Secretary V	1
	Secretary V	2
Intermediate Typist-Clerk	1	
COMMERCIAL CRIMES BUREAU	Captain	1
	Lieutenant	4
	Sergeant	24
	Deputy Sheriff, Generalist	32
	Services Assistant	1
	Secretary V	1
	Senior Typist-Clerk	1
	Intermediate Stenographer	4
	Intermediate Typist-Clerk	2
	Intermediate Clerk	1
CENTRAL INVESTIGATIONS BUREAU	Captain	1
	Lieutenant	5
	Sergeant	16
	Deputy Sheriff, Generalist	58
	Services Assistant, Sheriff	1
	Secretary V	2
	Word Processor I	1
	Senior Clerk	3
	Intermediate Supervising Clerk	1
	Intermediate Stenographer	5
Intermediate Typist-Clerk	2	
HOMICIDE BUREAU	Captain	1
	Lieutenant	7
	Sergeant	41
	Deputy Sheriff, Generalist	44
	Services Assistant	1
	Secretary V	1
	Supervising Stenographer II	1
	Supervising Stenographer I	3
	Intermediate Stenographer	12
	Assistant Payroll Clerk I	1
	Transcriber Typist	3
	Intermediate Typist-Clerk	1
Senior Typist-Clerk	1	

DETECTIVE DIVISION

PERSONNEL ASSIGNMENTS (Continued)

July 1, 1987

	<u>TITLE</u>	<u>NUMBER OF POSITIONS</u>
JUVENILE INVESTIGATIONS BUREAU	Captain	1
	Lieutenant	1
	Sergeant	4
	Deputy Sheriff, Generalist	33
	Staff Assistant I	1
	Intermediate Typist-Clerk	5
NARCOTICS BUREAU	Captain	1
	Lieutenant	5
	Sergeant	25
	Deputy Sheriff, Generalist	86
	Services Assistant	1
	Secretary V	1
	Supervising Stenographer I	1
	Intermediate Stenographer	5
	Assistant Payroll Clerk I	1
	Intermediate Typist-Clerk	1
VICE BUREAU	Captain	1
	Lieutenant	4
	Sergeant	14
	Deputy Sheriff, Generalist	57
	Secretary V	1
	Intermediate Stenographer	4
	Intermediate Typist-Clerk	4

CASE ASSIGNMENTS TO DETECTIVE BUREAUS

	GRAND TOTAL	HOMICIDE BUREAU	NARCOTICS BUREAU	VICE BUREAU	COMMERCIAL CRIMES BUREAU	CENTRAL INVEST. BUREAU
Fiscal Year 1987-88	66,935	3,551	23,485	1,022	4,797	34,080
Fiscal Year 1986-87	65,973	3,251	20,158	1,413	4,951	36,200
PERCENT CHANGE LAST TWO YEARS	+ 1	+ 9	+17	-28	- 3	- 6
<hr/>						
Criminal Homicide	513	438	6	-	9	60
Forcible Rape	81	4	5	-	-	72
Robbery	2,105	11	34	1	12	2,047
Aggravated Assault	2,575	60	274	2	25	2,214
Burglary	524	11	114	-	109	290
Larceny Theft	595	4	139	1	171	280
Grand Theft Auto	264	-	35	-	115	114
Arson	1,249	6	-	-	1,184	59
<hr/>						
Subtotal	7,906	534	607	4	1,625	5,136
<hr/>						
Forgery	1,554	-	23	14	1,511	6
Fraud and NSF Checks	128	1	10	1	112	4
Sex Felonies	860	-	9	18	2	831
Sex Misdemeanors	590	-	9	553	-	28
Assaults, Non-Aggravated	687	5	75	1	1	605
Weapon Laws	657	-	366	-	34	257
Offenses Against Family	30	-	6	-	-	24
Narcotics	21,122	4	20,677	2	14	425
Liquor Laws	49	2	10	-	-	37
Drunk, Alcohol/Drugs	42	-	18	1	-	23
Disorderly Conduct	38	-	5	-	-	33
Loitering	2	-	-	-	-	2
Gambling	132	-	-	128	-	4
Drunk Driving, Vehicle/Boat	79	-	63	-	1	15
Vehicle Laws/Boating Laws	128	-	34	-	62	32
Vandalism	246	-	6	-	6	234
Warrants	24,270	-	8	-	-	24,262
Receiving Stolen Property	102	-	19	-	8	75
Federal Offenses	56	1	46	2	4	3
Felonies, Miscellaneous	336	5	18	-	150	163
Misdemeanors, Miscellaneous	164	4	23	56	7	74
<hr/>						
Subtotal	51,272	22	21,425	776	1,912	27,137
<hr/>						
Persons Missing	1,469	1,452	3	-	3	11
Juvenile, Non-Criminal	28	-	1	1	2	24
Commitments	-	-	-	-	-	-
Miscellaneous, Non-Criminal	3,697	28	1,362	240	1,076	991
Suicide and Attempt	233	198	22	-	5	8
Mentally Ill	12	4	1	-	1	6
Accidents, Traffic/Vehicle/Boat	112	5	16	-	7	84
Accidents, Miscellaneous	491	15	1	-	2	473
Persons Dead	1,332	1,293	11	-	22	6
Hazardous Materials	53	-	3	-	21	29
Vehicle/Boating Other	330	-	33	1	121	175
<hr/>						
Subtotal	7,757	2,995	1,453	242	1,260	1,807

CASE ASSIGNMENTS TO COMMERCIAL CRIMES BUREAU

	TOTAL COMMERCIAL CRIMES BUREAU	ARSON/EXPLOSIVES DETAIL	FORGERY/FRAUD DETAIL	VEHICLE THEFT DETAIL
Fiscal Year 1987-88	4,797	2,541	1,976	280
Fiscal Year 1986-87	4,951	2,524	2,172	255
PERCENT CHANGE LAST TWO YEARS	- 3	+ 1	- 9	+10
<hr/>				
Criminal Homicide	9	9	-	-
Forcible Rape	-	-	-	-
Robbery	12	11	1	-
Aggravated Assault	25	23	2	-
Burglary	109	51	56	2
Larceny Theft	171	2	158	11
Grand Theft Auto	115	20	15	80
Arson	1,184	1,180	1	3
<hr/>				
Subtotal	1,625	1,296	233	96
<hr/>				
Forgery	1,511	5	1,505	1
Fraud and NSF Checks	112	-	111	1
Sex Felonies	2	2	-	-
Sex Misdemeanors	-	-	-	-
Assaults, Non-Aggravated	1	1	-	-
Weapon Laws	34	33	-	1
Offenses Against Family	-	-	-	-
Narcotics	14	10	4	-
Liquor Laws	-	-	-	-
Drunk-Alcohol/Drugs	-	-	-	-
Disorderly Conduct	-	-	-	-
Loitering	-	-	-	-
Gambling	-	-	-	-
Drunk Driving-Vehicle/Boat	1	-	1	-
Vehicle Laws/Boating Laws	62	3	8	51
Vandalism	6	6	-	-
Warrants	-	-	-	-
Receiving Stolen Property	8	1	3	4
Federal Offenses	4	1	3	-
Felonies, Miscellaneous	150	74	67	9
Misdemeanors, Miscellaneous	7	5	2	-
<hr/>				
Subtotal	1,912	141	1,704	67
<hr/>				
Persons Missing	3	3	-	-
Juvenile, Non-Criminal	2	2	-	-
Commitments	-	-	-	-
Miscellaneous, Non-Criminal	1,076	1,024	34	18
Suicide and Attempt	5	5	-	-
Mentally Ill	1	1	-	-
Accidents, Traffic/Vehicle/Boat	7	-	4	3
Accidents, Miscellaneous	2	2	-	-
Persons Dead	22	21	1	-
Hazardous Materials	21	21	-	-
Vehicle/Boating Other	121	25	-	96
<hr/>				
Subtotal	1,260	1,104	39	117

CASE ASSIGNMENTS TO CENTRAL INVESTIGATIONS BUREAU

	TOTAL CENTRAL INVESTIGATIONS BUREAU	FUGITIVE AND WARRANT	PAWN AND RECEIVERS DETAIL	ROBBERY DETAIL	JUVENILE INVESTIGATIONS BUREAU
Fiscal Year 1987-88	34,080	24,181	1,914	1,196	6,789
Fiscal Year 1986-87	36,200	25,712	9,732	648	108
PERCENT CHANGE LAST TWO YEARS	- 6	- 6	-80	+85	-
<hr/>					
Criminal Homicide	60	-	-	-	60
Forcible Rape	72	-	-	2	70
Robbery	2,047	-	40	1,148	859
Aggravated Assault	2,214	2	199	3	2,010
Burglary	290	-	13	1	276
Larceny Theft	280	2	85	6	187
Grand Theft Auto	114	-	1	-	113
Arson	59	-	55	-	4
<hr/>					
Subtotal	5,136	4	393	1,160	3,579
<hr/>					
Forgery	6	-	4	-	2
Fraud and NSF Checks	4	-	1	-	3
Sex Felonies	831	-	21	-	810
Sex Misdemeanors	28	-	3	-	25
Assaults, Non-Aggravated	605	1	50	-	554
Weapon Laws	257	-	18	1	238
Offenses Against Family	24	-	-	-	24
Narcotics	425	2	31	-	392
Liquor Laws	37	-	1	-	36
Drunk-Alcohol/Drugs	23	-	3	-	20
Disorderly Conduct	33	-	2	-	31
Loitering	2	-	-	-	2
Gambling	4	-	1	-	3
Drunk Driving-Vehicle/Boat	15	-	8	-	7
Vehicle Laws/Boating Laws	32	-	4	-	28
Vandalism	234	-	16	-	218
Warrants	24,262	24,118	142	1	1
Receiving Stolen Property	75	-	19	-	56
Federal Offenses	3	-	2	-	1
Felonies, Miscellaneous	163	42	40	28	53
Misdemeanors, Miscellaneous	74	1	8	-	65
<hr/>					
Subtotal	27,137	24,164	374	30	2,569
<hr/>					
Persons Missing	11	-	4	-	7
Juvenile, Non-Criminal	24	-	-	-	24
Commitments	-	-	-	-	-
Miscellaneous, Non-Criminal	991	10	542	6	433
Suicide and Attempt	8	-	4	-	4
Mentally Ill	6	-	2	-	4
Accidents, Traffic/Vehicle/Boat	84	-	83	-	1
Accidents, Miscellaneous	473	3	469	-	1
Persons Dead	6	-	3	-	3
Hazardous Materials	29	-	29	-	-
Vehicle/Boating Other	175	-	11	-	164
<hr/>					
Subtotal	1,807	13	1,147	6	641

COMMERCIAL CRIMES BUREAU

ARSON/EXPLOSIVES DETAIL

This highly skilled unit is responsible for investigating fires, explosives, the illegal possession of explosives, and cases involving automatic weapons and silencers.

The detail provides the county with trained bomb disposal technicians and has a mission to render safe any improvised explosive devices and to dispose of hazardous explosives and ordnance encountered within the county areas requesting assistance.

An integral contribution of this unit to the county is their nationally recognized ability to conduct effective arson investigation. The combination of their technical expertise in determining cause and origin of fires, coupled with their expertise in conducting criminal investigations, provides a highly efficient arson investigation unit.

<u>WORKLOAD</u>	<u>FISCAL YEAR</u> <u>1987-88</u>	<u>FISCAL YEAR</u> <u>1986-87</u>
INVESTIGATIONS		
Fires	2,051	1,928
Explosions	17	13
Explosives	234	43
Suspicious Packages	65	93
Weapons	39	13
Hazardous Materials	137	151
Total	2,543	2,241
SPECIAL INVESTIGATIONS		
K-9 Explosives Detection Team Responses	105	58
Assist to Other Agencies		
Fires	41	30
Explosives	190	124
Total	231	154
TRAINING Hours		
Fires	654	474
Explosives	906	1,200
K-9 Training	538	940
Other	943	1,078
Total	3,041	3,692
LECTURES AND SPEECHES	200	180
ARRESTS		
Detail	91	129
Patrol	149	152
Complaints	200	230
Releases	40	51
Total	240	281

COMMERCIAL CRIMES BUREAU

ARSON DETAIL

	REPORTED OFFENSES
DEPARTMENT TOTAL	
Residential Structures	219
Commercial Structures	119
Other Structures	93
Total	431
Motor Vehicles	454
Other Mobile Property	15
Total Mobile	469
Total Other	138
Grand Total	1,038
UNINCORPORATED AREA	
Residential Structures	130
Commercial Structures	54
Other Structures	48
Total Structures	232
Motor Vehicles	266
Other Mobile Property	8
Total Mobile	274
Total Other	60
Grand Total	566
CONTRACT CITIES	
Residential Structures	89
Commercial Structures	65
Other Structures	44
Total Structures	198
Motor Vehicles	188
Other Mobile Property	7
Total Mobile	195
Total Other	79
Grand Total	472

COMMERCIAL CRIMES BUREAU

FORGERY FRAUD DETAIL

The Forgery-Fraud Detail is made up of three units, each of which is assigned separate responsibilities.

The Forgery Investigation Unit is assigned worthless document cases which include forged checks, warrants, and other bank instruments, misuse of credit cards, and forged prescriptions.

The Central Check Index is responsible for receiving, coordination and distribution of forged checks, credit card cases, and forged prescriptions. Information received from all Sheriff's stations and thirty-six other Los Angeles County police agencies is correlated, indexed, and available for use by investigators.

The Fraud Unit is charged with the responsibility to investigate illegal acts whose purpose is to obtain money or property, or to obtain business or personal advantage. These acts include frauds, embezzlements, buncos, unfair business practices, thefts by use of computers, and thefts of trade secrets.

WORKLOAD	FISCAL YEAR 1987-88	FISCAL YEAR 1986-87	PERCENT CHANGE %
INVESTIGATIONS			
Forgery Unit*	3,868	8,572	- 54.9
Central Check Index**	3,741	4,984	- 24.9
Fraud Unit	170	215	- 20.9
ARRESTS			
Forgery Unit	48	62	- 22.59
Patrol (Forgery)	487	537	- 9.32
Fraud Unit	16	13	+ 23.07
Patrol (Fraud)	5	9	- 44.45
Total	556	621	- 10.47
SPECIAL INVESTIGATIONS (ASSIST OTHER AGENCIES)			
Forgery-Fraud Unit	2,895 Hrs.	1,238 Hrs.	+133.8
Central Check Index***	5,136	6,579	- 21.94
SPECIAL EVENTS (FORGERY UNIT)			
Lectures	22 Hrs.	26 Hrs.	- 15.39
Complaint Time	1,077 Hrs.	1,315 Hrs.	- 18.10
Court Time	961 Hrs.	1,051 Hrs.	- 8.57
Dollar Loss****	\$3,983,553	\$11,159,908	- 64.31
SPECIAL EVENTS (FRAUD UNIT)			
Lectures	10 Hrs.	10 Hrs.	-
Complaint Time	350 Hrs.	423 Hrs.	- 17.26
Court Time	690 Hrs.	708 Hrs.	- 2.4
Dollar Loss****	\$4,595,906	\$12,876,469	- 64.31
OVERTIME (FORGERY-FRAUD)	369.2 Hrs.	914 Hrs.	- 59.61

*Number of forged checks and credit cards.

**Number of worthless documents processed.

***Number of worthless documents processed for other agencies.

****Dollar loss in reported forged checks, warrants, and other bank instruments.

*****Dollar loss in reported frauds, embezzlements, bunco and miscellaneous thefts.

COMMERCIAL CRIMES BUREAU

VEHICLE THEFT DETAIL

Vehicle Theft Detail investigates cases involving the identification of vehicles with altered or missing vehicle identification numbers (VIN). Periodic inspections are conducted of garages, dismantlers, wrecking yards, and motorcycle shops for stolen vehicles and for other violations of law. The detail investigates counterfeit registrations and titles, vehicle theft rings, cases involving multiple jurisdictions, and conspiracies.

Responsibilities are facilitated by various limited access files containing information identifying vehicles and suspects. Liaison is maintained with state and national vehicle theft investigative agencies and associations. This detail applies its specialized technical knowledge to the investigation of organized commercial vehicle thefts, stolen or abandoned heavy duty commercial vehicles, construction equipment, motor homes, and campers. Liaison is maintained in all matters pertaining to Sheriff's Department tow service.

The Vehicle Theft Detail also has cargo theft liaison responsibilities for all cargo thefts, hijackings, theft from trailers and containers with cargo, and high value shipping dock thefts. Liaison is maintained with the trucking industry by attending industry-sponsored meetings and by personal contact with individual company representatives. Liaison is also maintained between all Los Angeles County Sheriff's stations and other concerned agencies in the southern California area, facilitating the free flow of cargo theft information.

WORKLOAD	FISCAL YEAR 1987-88	FISCAL YEAR 1986-87	PERCENT CHANGE
INVESTIGATIONS	1,144	1,490	- 23
CASE DISPOSITIONS			
Stolen Vehicles Recovered	170	200	- 15
Value of Recovered Vehicles	\$519,000	\$706,000	- 26
Value of Additional Recovered Property	\$ 12,000	\$ 66,000	- 82
Vehicles Identified as Not Stolen	537	572	- 6
TRAINING			
Training, Regular	166 Hrs.	385 Hrs.	- 57
Lectures	29 Hrs.	92 Hrs.	- 68
COURT TIME	484 Hrs.	318 Hrs.	+ 55
TOTAL ARRESTS			
Detail Arrests	32	22	+ 45

CENTRAL INVESTIGATIONS BUREAU

FUGITIVE/WARRANT DETAIL

The Fugitive/Warrant Detail is responsible for the service of all Superior Court bench Warrants.

The detail is also responsible for the forwarding for service of all Los Angeles County Superior Court felony warrants to other states and California counties as well as serving all felony warrants with adult suspects received from outside Los Angeles County.

Additionally, the detail is responsible for the return of fugitive defendants from locales outside Los Angeles County.

<u>WORKLOAD</u>	<u>FISCAL YEAR</u> <u>1987-88</u>
A. FUGITIVE DETAIL	
1. CASE ASSIGNMENTS	
Superior Court Felony Warrants Received	14,884
Municipal Court Felony Warrants Received	9
Defaulter Warrants Received	611
Out-of-County Warrants Received	454
Out-of-State Warrants Received	343
TOTAL (WARRANTS RECEIVED)	16,301
Out-of-County Arrests Coordinated	
Misdemeanor	6,340
Felony	1,106
Extraditions Requested	281
Renditions Requested	950
TOTAL CASE ASSIGNMENTS	25,018
CASE DISPOSITIONS	
Superior Court Felony Warrants Cleared	13,838
Defaulter Warrants Cleared	457
Out-of-County Warrants Cleared	286
Out-of-State Warrants Cleared	232
Extraditions Completed	186
Renditions Completed	920
Special Investigations Cleared	1
TOTAL CASES CLEARED	15,920
3. CASES SCREENED	
Warrants Returned Non-Workable	1,139
4. ARRESTS	
Felony (Total)	1,357
Misdemeanor	1
Defaulter	85
Monthly Sweeps	129

CENTRAL INVESTIGATIONS BUREAU

ROBBERY DETAIL

Robbery Detail has the direct responsibility for investigation of robberies of banks, savings and loans, finance companies, post offices, armored cars, credit unions, hijackings, and pattern and series robberies. The Detail also has a joint assignment responsibility with station detectives for the investigation of all highjacking, cargo thefts, extortions, and kidnappings for robbery.

The detail is also available to assist Field Operations detectives with complicated or time-consuming cases and provides investigative assistance to outside agencies and police departments when requested.

All lineups conducted at Men's Central Jail and Sybil Brand Institute are arranged and/or conducted by Robbery Detail.

Additionally, the Robbery Detail provides bank inspections and security lectures to financial institutions and lectures at the Training Bureau.

<u>WORKLOAD</u>	<u>FISCAL YEAR</u> <u>1987-88</u>	<u>FISCAL YEAR</u> <u>1986-87</u>
PRIMARY CASE ASSIGNMENTS		
Breakdown of Total		
Banks and Savings and Loans	119	122
Finance Companies	1	1
Hijackings		2
Cargo Thefts	1	3
Extortions	11	1
Kidnappings	7	7
Major Markets	39	- *
Miscellaneous Assignments	47	12
Pattern and Series Assignments	278	271
Total Assignments	503	419
CASE DISPOSITIONS		
Custodies Handled		
Robbery Detail Arrest	20	23
Other Sheriff's Arrests	78	85
Other Agency Arrests	55	40
Total	153	148
Individual Cases Cleared		
Sheriff's Cases	315	276
Other Agencies	238	230
Total	543	506
ADDITIONAL ASSIGNMENTS		
Lineups		
Sheriff's Cases	226	200
Other Agencies	618	641
Total	844	841
CRIME PREVENTION (NUMERICAL)		
Bank Inspections	8	10
Bank Security Lectures	8	7

* Major markets not a Robbery Detail direct assignment during Fiscal Year 1986-1987.

CENTRAL INVESTIGATIONS BUREAU

PAWN & RECEIVERS DETAIL

The Pawn and Recievers Detail consists of three specialized investigators providing support services and information to other departmental units and law enforcement agencies.

The detail conducts inspections and investigation concerning pawn shops, gun dealers, metal yards, jewelry stores, medical supply houses and other secondhand dealers. This Unit regulates the activities of pawn shops and other secondhand dealers as mandated by state law.

<u>WORKLOAD</u>	<u>FISCAL YEAR</u> <u>1987-88</u>	<u>FISCAL YEAR</u> <u>1986-87</u>
ARRESTS		
Felony	20	51
Misdemeanor	9	6
Other	-	27
ARRESTS TOTAL	29	84
DEALER ENFORCEMENT		
Buy Forms - Received	144,717	119,574
Buy Forms - Investigated	706	2,411
Buy Forms - Hits	262	327
Dealer Inspections	3,038	2,185
Dealer Recoveries	199	145
RECOVERIES		
LASD	101	97
Other Agency	98	76
Not Reported	36	90
Value Recovered	\$851,049.00	\$438,429.00

CENTRAL INVESTIGATIONS BUREAU

METROPOLITAN DETAIL

The Metropolitan Detail consists of three specialized units: the Escape Team, Surveillance Team, and Jail Investigations Unit.

TEAM ONE: The Escape Team is responsible for apprehending adult escapees and for handling Los Angeles County escapees apprehended in other counties and in other states.

TEAM TWO: The Surveillance Team conducts surveillances and stakeouts in support of Detective Division units, investigates threats against judges and public officials, and provides security for the transportation/disposal of high value evidence. Additional responsibilities are witness protection operations and special investigations requested by department executives.

TEAM THREE: The Jail Investigations Unit conducts criminal and non-criminal investigations in the following jail facilities: Men's Central Jail, Inmate Reception Center, Hall of Justice Jail, Pitchess Honor Rancho, Biscailuz Center, all court lockups, and the Prisoner Transportation System.

After the merger of the Metropolitan Bureau and Detective Services Bureau into the Central Investigations Bureau in April, 1987, a new method of statistical reporting was instituted. Several new categories of case activity were created, some combined and others deleted.

Statistics represented in this report may not have prior fiscal year data displayed due to unavailability. Future summaries will have data available for comparative purposes.

WORKLOAD	FISCAL YEAR 1987-88	FISCAL YEAR 1986-87
TEAM ONE: THE ESCAPE TEAM		
Escapes	93	92
Erroneous Releases	49	57
Complaints Filed	87	71
In-Custodies Arraigned	65	57
Preliminary Hearings	53	29
TEAM TWO: THE SURVEILLANCE TEAM		
Surveillances Completed	42	-
Witness Protections Completed	1	-
Special Investigations Completed	11	-
TEAM THREE: THE JAIL INVESTIGATION UNIT		
Jail Investigations	2,720	-
Felonies Filed	275	-
Misdemeanors Filed	343	-
Cleared Other	1,247	-

DETECTIVE DIVISION

HOMICIDE BUREAU

The Homicide Bureau is a specialized bureau employing unique investigative and evidence-handling expertise in such cases as homicides, accidental deaths, narcotic overdoses, suicides, and other sudden and unexplained deaths; inmate deaths; missing and unidentified adults, including missing juveniles where they have been missing over 30 days; and gunshot injuries involving department personnel.

The Homicide Bureau also provides investigative expertise to independent cities, when requested, in homicides, other death investigations, and in officer involved shooting incidents.

MAJOR INVESTIGATIONS

The cases included in this category involve an immediate response by two or more homicide investigators, intensive investigation over a period of days or weeks, and the preparation of extensive written reports. The majority of the Homicide Bureau's investigative effort is expended in this area.

	<u>FISCAL YEAR</u> <u>1986-87</u>	<u>FISCAL YEAR</u> <u>1987-88</u>	<u>PERCENT</u> <u>CHANGE</u>
CRIMINAL HOMICIDE			
Contract Cities and Unincorporated Area	299	262	- 12
Conducted for Other Cities or Agencies	72	60	- 16
Total Criminal Homicides	371	322	- 13
OFFICER INVOLVED SHOOTINGS			
Sheriff's Personnel	45	30	- 33
Conducted for Other Agencies	15	21	+ 4
Total Officer Involved Shootings	60	51	- 15
TOTAL MAJOR CASES	431	373	- 13

NON-CRIMINAL INVESTIGATIONS

These cases require a response by one or more investigators, a thorough investigation lasting one to several days to ensure that no criminal circumstances were involved, and preparation of a follow-up report(s).

	<u>FISCAL YEAR</u> <u>1986-87</u>	<u>FISCAL YEAR</u> <u>1987-88</u>	<u>PERCENT</u> <u>CHANGE</u>
Accidental Deaths (Except Traffic)	167	160	- 4
Suicides	244	227	- 6
Drug Overdose Deaths	97	116	+ 19
Miscellaneous (Crib Deaths, Suspicious deaths, etc.)	118	164	+ 38
Inmate Deaths	47	57	+ 21
TOTAL NON-CRIMINAL INVESTIGATIONS	673	724	+ 7

DETECTIVE DIVISION

HOMICIDE BUREAU (CONTINUED)

MISSING PERSONS

These investigations vary considerably depending upon the circumstances. An adult missing with no evidence of foul play normally involves several hours of investigation, follow-up reports, and oftentimes a personal contact with relatives. A missing juvenile with foul play suspected can require a massive response of available personnel and days of investigation.

	<u>FISCAL YEAR</u> <u>1986-87</u>	<u>FISCAL YEAR</u> <u>1987-88</u>	<u>PERCENT</u> <u>CHANGE</u>
Adult	1,521	1,587	+ 4
Juvenile	392	328	- 16
TOTAL MISSING PERSONS	1,913	1,915	-

OTHER ASSIGNMENTS

These cases do not require a response by Homicide investigators. A brief investigation is conducted by phone to ensure no suspicious circumstances are involved and a liaison maintained with the Coroner's Office pending the results of the post-mortem examination.

	<u>FISCAL YEAR</u> <u>1986-87</u>	<u>FISCAL YEAR</u> <u>1987-88</u>	<u>PERCENT</u> <u>CHANGE</u>
Natural Deaths	798	851	+ 7
Traffic Fatalities	114	106	- 7
TOTAL OTHER ASSIGNMENTS	912	957	+ 5

N A R C O T I C S B U R E A U

The bureau investigates cases involving the illegal use, addiction, possession, sale, and transportation of controlled substances. It also gathers and disseminates narcotic information, coordinates disposal of controlled substances, participates in narcotics task forces, and provides training in controlled substances for local law enforcement and other governmental organizations.

ARRESTS MADE BY	TOTAL*	ADULT	JUVENILE
Narcotics Bureau	3,984	3,838	146
Sheriff's Stations	38,583	36,132	2,451
Total	42,567	39,970	2,597
ARREST BY CHARGE			
Heroin Sale	132	123	9
Heroin Sale to Juvenile	1	1	-
Possession Heroin/Intent to Sell	474	453	21
Heroin Possession	715	711	4
Influence Heroin	-	-	-
Cocaine Sale	745	701	44
Cocaine Sale to Juvenile	5	5	-
Possession Cocaine/Intent to Sell	3,352	3,061	291
Cocaine Possession	13,906	13,227	679
Other Opiates Sale	11	11	-
Other Opiates Sale to Juvenile	12	11	1
Other Opiates Possession with Intent to Sell	18	18	-
Possession of Other Opiates	65	62	3
Hashish Oil Sale	-	-	-
Possession Hashish Oil/Intent to Sell	5	-	5
Hashish Oil Possession	6	4	2
Hashish Sale	10	9	1
Possession Hashish/Intent to Sell	11	7	4
Hashish Possession	91	83	8
Marijuana Sale	322	282	40
Sale of Marijuana to Juvenile	15	15	-
Possession of Marijuana/Intent to Sell	1,479	1,223	256
Marijuana Possession	921	360	561
Harvesting/Cultivating Marijuana	219	193	26
Methadone Sale	-	-	-
Methadone Sale to Juvenile	-	-	-
Possession Methadone/Intent to Sell	4	2	2
Methadone Possession	19	19	-
Barbiturates Sale	-	-	-
Possession of Barbiturates/Intent to Sell	5	4	1
Barbiturates Possession	74	72	2
Manufacturing Phencyclidine	9	9	-
Phencyclidine Sale	48	47	1
Phencyclidine Sale to Juvenile	8	8	-
Phencyclidine Possession/Intent to Sell	358	326	32
Phencyclidine Possession	2,491	2,369	122
Phencyclidine Under the Influence	55	48	7
LSD Sale	-	-	-
LSD Sale to Juvenile	-	-	-
Possession of LSD/Intent to Sell	22	21	1
LSD Possession	65	49	16
Quaalude Sale	3	3	-
Possession Quaalude/Intent to Sell	2	2	-
Quaalude Possession	21	19	2
Amphetamine Sale	35	55	-
Sale of Amphetamine to Juvenile	-	-	-
Possession of Amphetamine/Intent to Sell	685	684	1
Amphetamine Possession	2,024	1,946	78
Peyote Sale	-	-	-
Peyote Possession/Intent to Sell	2	2	-
Peyote Possession	26	26	-
Driving Under Influence/Narcotics	55	53	2
Other Narcotic Felony	1,135	1,125	10
Federal Violation	12	12	-
Illegal Use/Under Influence Heroin	4,416	4,353	63
Illegal Use/Under Influence/Narcotics	2,810	2,692	118
Illegal Possession/Narcotic Paraphernalia	958	941	17
Driving Under Influence of Dangerous Drugs	-	-	-
Other Narcotic Misdemeanor	381	373	8
Civil Commitment	2	-	2
Other Felony	288	280	8
Other Misdemeanor	35	32	3
Total	38,583	36,132	2,451

*These Figures do not include arrests made in independent cities.

N A R C O T I C S B U R E A U

ARRESTS OF ADULTS AND JUVENILES BY LOCATION OF OCCURRENCE

	ADULTS	JUVENILES		ADULTS	JUVENILES
Agoura Hills*	41	25	Redondo Beach	2	-
Alhambra	-	-	Rolling Hills*	-	-
Arcadia	3	-	Rolling Hills Estates*	31	4
Artesia*	132	17	Rosemead*	771	20
Avalon*	-	-	San Dimas*	-	-
Azusa	16	-	San Fernando	-	-
Baldwin Park	35	2	San Gabriel	4	-
Bell	-	-	Santa Fe Springs*	566	15
Bellflower*	798	30	Santa Monica	-	-
Bell Gardens	32	-	Sierra Madre	-	-
Beverly Hills	-	-	Signal Hill	1	-
Bradbury*	-	-	South El Monte*	962	16
Burbank	-	-	South Gate	2	-
Carson*	1,059	73	South Pasadena	-	-
Claremont	1	-	Temple City*	95	2
Cerritos*	200	46	Torrance	-	-
Compton	148	5	Vernon	-	-
Commerce*	442	27	Walnut*	47	-
Covina	26	2	West Covina	22	-
Cudahy	9	1	West Hollywood*	1,097	30
Culver City	4	-	Westlake Village*	28	-
Downey	39	-	Whittier	28	1
Duarte*	189	2	Other, Non-Contract Cities	129	6
El Monte	53	2			
El Segundo	-	-	CITIES TOTAL	16,956	906
Gardena	5	-			
Glendale	4	-	UNINCORPORATED AREA		
Glendora	6	-	Firestone	2,150	167
Hawaiian Gardens*	288	34	East Los Angeles	2,954	260
Hawthorne	4	-	Lennox	2,426	296
Hermosa Beach	6	-	Norwalk	702	56
Hidden Hills*	-	-	Temple	1,025	34
Huntington Park	32	16	Santa Clarita Valley	982	68
Industry*	234	19	West Hollywood	103	-
Inglewood	38	-	Malibu	498	29
Irwindale	-	-	Antelope Valley	359	33
Lakewood*	413	51	Crescenta Valley	859	93
La Canada Flintridge*	44	12	Lakewood	104	1
La Habra Heights*	-	-	Industry	1,116	72
La Mirada*	408	17	Pico Rivera	388	27
Lancaster*	715	42	Carson	1,488	105
La Puente*	537	34	Lomita	79	9
La Verne	-	-	Avalon	6	-
Lawndale*	211	20	Lynwood	2,084	179
Lomita*	527	19	Marina Del Rey	256	9
Los Angeles	1,533	14	Walnut	1,275	107
Long Beach	106	3	All Other Areas**	320	6
Lynwood*	897	62			
Manhattan Beach	13	-	UNINCORPORATED AREA TOTAL	19,174	1,551
Maywood	7	2			
Monrovia	2	-			
Montebello	29	-	GRAND TOTAL	36,130	2,457
Monterey Park	2	-			
Norwalk*	1,547	96	*Sheriff's Department Contract Cities, all other Cities are independent.		
Palmdale*	447	35			
Palos Verdes Estates	2	1			
Paramount*	664	40			
Pasadena	5	-			
Pico Rivera*	974	52	**Includes the following crews: Administrative, Intelligence, Juvenile East, Juvenile West, and Major Violators.		
Pomona	47	-			
Rancho Palos Verdes*	197	11			

N A R C O T I C S B U R E A U

ADDITIONAL CHARGES

Forcible Rape
 Robbery
 Burglary
 Grand Theft
 Grand Theft Auto
 Forgery
 Other Felonies
 Other Misdemeanors
 Total

Non-Narcotic

2
 24
 39
 2
 14
 3
 179
 363
 626

Heroin
 Cocaine
 Hashish Oil
 Hashish
 Marijuana
 Methadone
 Barbiturates
 LSD
 Amphetamine
 Peyote
 Phencyclidine (PCP)
 Other Opiates
 Methaqualone
 Total

Narcotic

4
 13
 -
 4
 32
 -
 -
 6
 4
 3
 2
 2
 -
 70

EVIDENCE CONFISCATED

Heroin
 Cocaine
 Codeine (Units)
 Codeine (Powder)
 Marijuana (Grams)
 Marijuana (Cigarettes)
 Marijuana (Thai Sticks)
 Marijuana (Plants)
 Hashish
 Hashish (Oil)
 Amphetamines (Units)
 Amphetamines (Powder)
 Amphetamines (Liquid)
 Barbiturates (Units)
 Barbiturates (Powder)
 LSD (Units)
 PCP (Powder)
 PCP (Plant Material)
 PCP (Liquid)
 PCP (Cigarettes)
 Methaqualone (Units)
 Methaqualone (Powder)
 Peyote (Powder)
 Peyote (Buttons)
 Psilocybin
 Unidentified Pills
 Unidentified Powder

13,513.39 Grams
 2,455,188.92 Grams
 1,564.75 Units
 4,274.6 Grams
 2,984,752.51 Grams
 2,588 Units
 113 Units
 2,861 Units
 3,702.14 Grams
 11.58 Milliliters
 3,715.67 Units
 28,216.75 Grams
 187,889.76 Milliliters
 3,552.1 Units
 1 Gram
 1,692 Units
 47,949.72 Grams
 163.85 Grams
 162,082.9 Milliliters
 10,417 Units
 2,755 Units
 1 Gram
 96 Grams
 10 Units
 503.52 Grams
 34,024 Units
 31,368.58 Grams

D E T E C T I V E D I V I S I O N

VICE BUREAU

		<u>TOTAL</u>	<u>CONTRACT CITIES</u>	<u>INDEPENDENT CITIES</u>	<u>UNINCORPORATED AREAS</u>
CASES HANDLED	PROSTITUTION	487	101	242	144
	BOOKMAKING	130	8	62	60
	GAMBLING	14	2	1	11
	LEWD CONDUCT	101	42	21	38
	PIMPING	-	-	-	-
	PANDERING	17	1	15	1
	MISCELLANEOUS FEL.	-	-	-	-
	MISCELLANEOUS MISD.	48	1	40	7
	SPECIAL INVESTIGATIONS	157	-	157	-
	TOTAL	954	155	538	261
ARRESTS	PROSTITUTION	331	102	103	126
	BOOKMAKING	135	13	26	96
	GAMBLING	1	-	1	-
	LEWD CONDUCT	95	37	23	35
	PIMPING	8	3	-	5
	PANDERING	5	1	-	4
	MISCELLANEOUS FEL.	5	2	-	3
	MISCELLANEOUS MISD.	294	16	271	7
	TOTAL	874	174	424	276

VICE BUREAU

LICENSE DETAIL

The License Detail is charged with the responsibility for investigation of business license applications and enforcing the county's Business License Title VII, and similar city business ordinances in all contract cities. The License Detail is the official representative of the Sheriff's Department at the Business License Commission hearings.

	FISCAL YEAR 1987-88	FISCAL YEAR 1986-87	PERCENT CHANGE
CASE ASSIGNMENTS			
New Applications	4,528	4,482	+ 1
Renewals	4,468	4,519	- 1
Complaint Investigations	410	36	+ 14
Accusations Filed	2	2	-
Denials, Suspensions, Revocations	6	3	+100
FOLLOW-UP INVESTIGATION	5,426	5,479	- 1
ENFORCEMENTS			
Warnings	868	904	- 4
Complaints	48 1/2	41	+ 18
Citations	134	289	- 54
Arrests	29	14	+107
INSPECTIONS	3,590	4,385	- 18
LIAISON (HOURS)			
Contract Cities	1,425	1,160	+ 23
Station	1,787	1,715	+ 4
APPEARANCES			
Court	53 1/4	96	- 45
Hours	146	155 1/2	- 6
Personal	54 1/2	31	+ 76
Hours	123 1/2	85	+ 45
TAXICABS			
License Applications	-	-	-
Warnings	-	-	-
Renewals	-	-	-

DETECTIVE DIVISION
 JUVENILE INVESTIGATIONS BUREAU
 ACTIVITY SUMMARY

The Juvenile Investigations Bureau is composed of three separate details with widely diverse and varying responsibilities.

JUVENILE LIAISON DETAIL

This unit works directly with the various agencies involved in the juvenile justice system. The responsibilities of this detail include: processing and monitoring of court documents, management of the Witness On-Call Program and Los Padrinos Juvenile Courts, and providing LASD representatives to the multi-agency panels that make dispositional decisions at both the Kenyon and Northeast Juvenile Justice Courts.

Departmental Juvenile Court Petition Requests

	<u>Detained</u>	<u>Released</u>	<u>Total</u>	<u>% Change from last year</u>
Part I Felonies	1,165	2,807	3,972	+ 1
All Other Felonies	669	2,246	2,915	- 1
All Misdemeanors	335	1,918	2,253	- 1
TOTAL (Delinquents)	<u>2,169</u>	<u>6,974</u>	<u>9,143</u>	
300 WIC (Dependents)	1,408	454	1,862	- 1
TOTAL PETITIONS	<u>3,577</u>	<u>7,428</u>	<u>11,005</u>	- 1

Witness On-Call/Los Padrinos Juvenile Court

	<u>LASD</u>	<u>Other Police</u>	<u>Total</u>	<u>% Change from last year</u>
Officers Placed On-Call	2,545	1,224	3,769	+ 10
Officers Called In	175	84	259	+ 1
Percentage Called In	9	9	9	-
Officer Hours Saved	6,273	3,050	9,323	+ 1
Civilians Placed On-Call	-	-	209	+ 1
Civilians Called In	-	-	13	+ 1
Percentage Called In	-	-	9	-
Civilian Hours Saved	-	-	753	+ 1
Lineups Conducted by Liaison Personnel	-	-	61	+ 1

JUVENILE INVESTIGATIONS BUREAU

ACTIVITY SUMMARY (CONTINUED)

Witness On-Call/Pomona Juvenile Court

	<u>LASD</u>	<u>Other Police</u>	<u>Total</u>	<u>% Change From Last Year</u>
Officers Placed On-Call	1,515	2,130	3,645	+ 13
Officers Called In	320	402	722	+ 39
Percentage Called In	12	19	20	+ 14
Officer Hours Saved	5,514	7,824	13,338	+ 9
Civilians Placed On-Call	-	-	3,028	+ 24
Civilians Called In	-	-	468	+ 67
Percentage Called In	-	-	15	+ 9
Civilian Hours Saved	-	-	10,180	+ 31

Kenyon Juvenile Justice Center Disposition Panel

	<u>LASD</u>	<u>Other Police</u>	<u>Total</u>	<u>% Change From Last Year</u>
Cases Referred to Justice Center Panel	796	1,839	2,635	+ 12
Petitions Filed	623	1,453	2,076	+ 12
Percentage of Cases Filed	78	79	79	- 1

Northeast Juvenile Justice Center Disposition Panel

	<u>LASD</u>	<u>Other Police</u>	<u>Total</u>	<u>% Change From Last Year</u>
Cases Referred to Justice Center Panel	664	2,024	2,688	+ 1
Petitions Filed	506	1,418	1,924	- 1
Percentage of Cases Filed	76	70	72	- 9

JUVENILE INVESTIGATIONS BUREAU

CHILD ABUSE DETAIL

CHILD ABUSE DETAIL

The unit is responsible for the investigation and disposition of all physical abuse, familial sexual abuse, and failure to thrive cases occurring within the jurisdiction of the department. Child Abuse Detail provides training expertise for Academy and Cadet classes, Advanced Officer Training, juvenile school, and station training. Additionally, this unit regularly provides training expertise for department of Children's Services, paramedics, hospital staff, and school personnel. This unit recorded a 9% decrease in cases reported, but a 4% increase in cases assigned to investigators.

Cases Reported	5,287	Complaints Obtained/Rejected	679
Assigned to Investigators	2,070	Complaints Not Sought	819
Referred/Unfounded	3,217	Detained Petitions	627
Children Detained	1,155	Released Petitions	270
Suspects Arrested	490		

Cases by Station

<u>Station</u>	<u>Cases</u>	<u>Station</u>	<u>Cases</u>
Firestone	206	Lakewood	588
East Los Angeles	408	Industry	376
Lennox	296	Pico Rivera	178
Norwalk	715	Carson	269
Temple	298	Lomita	88
Santa Clarita Valley	221	Lynwood	197
Crescenta Valley/Altadena	129	Avalon	2
West Hollywood	11	Marina del Rey	31
Malibu	51	Walnut/San Dimas	225
Antelope Valley	787	Outside Police Departments	11
		TOTAL	5,087

DELINQUENCY PREVENTION DETAIL

This unit is responsible for monitoring and providing expertise on the department's diversion program. Not only are community agencies evaluated on services rendered, but success rates are also studied. Additionally, this unit is represented on the boards of 14 county diversion projects, and on the county School Attendance Review Board (SARB).

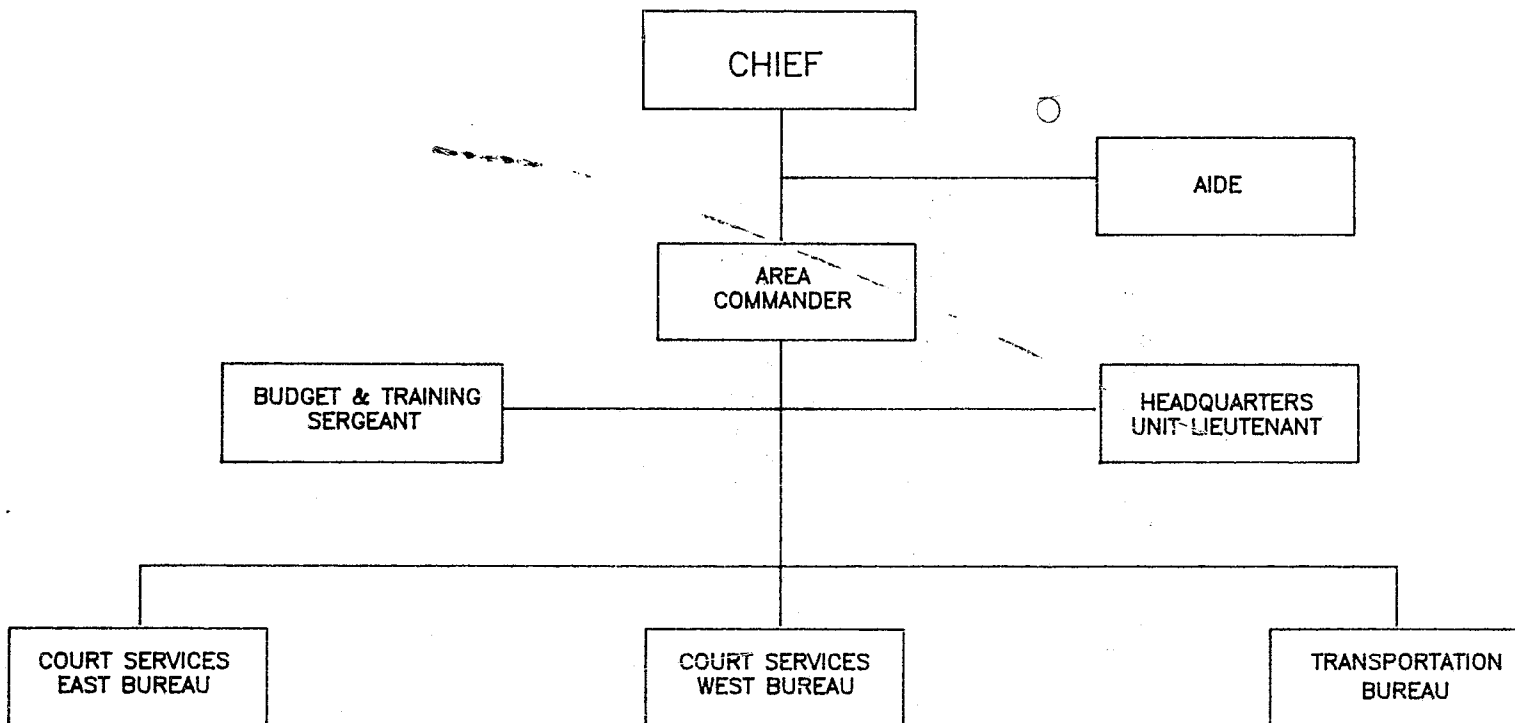
Juveniles Diverted (Arrested and Non-Arrested)	2,203
Diversion Rate of all Juveniles	28.4%
Recidivism Rate of all Diverted Juveniles	12%

Chapter 10

COURT SERVICES

DIVISION

COURT SERVICES DIVISION



JULY 1, 1988

COURT SERVICES DIVISION

PERSONNEL ASSIGNMENTS

July 1, 1987

	TITLE	NUMBER OF POSITIONS
DIVISION ADMINISTRATION	Division Chief	1
	Area Commander	1
	Lieutenant	1
	Sergeant	4
	Deputy Sheriff-Generalist	12
	Senior Secretary V	1
	Chief Clerk	1
	Accounting Technician II	1
	Systems Aid	1
	Services Assistant	1
	Accounting Clerk II	1
	Intermediate Cashier	1
	Senior Clerk	5
	Senior Typist-Clerk	3
	Intermediate Typist-Clerk	11
COURT WEST BUREAU	Captain	1
	Lieutenant	2
	Sergeant	9
	Deputy Sheriff-Generalist	212
	Secretary V	1
	Assistant Payroll Clerk I	1
	Senior Clerk	2
	Senior Typist-Clerk	2
	Intermediate Typist-Clerk	4
COURT EAST BUREAU	Captain	1
	Lieutenant	2
	Sergeant	9
	Deputy Sheriff-Generalist	224
	Secretary V	1
	Assistant Payroll Clerk I	1
	Senior Clerk	2
	Senior Typist-Clerk	2
	Intermediate Typist-Clerk	2
TRANSPORTATION BUREAU	Captain	1
	Lieutenant	3
	Sergeant	8
	Deputy Sheriff-Generalist	153
	Secretary V	1
	Intermediate Typist-Clerk	1
	Assistant Payroll Clerk I	1
	Services Assistant	2
	Assistant Auto Equipment Coordinator	1

COURT SERVICES DIVISION

STATISTICAL REPORT	FISCAL YEAR	FISCAL YEAR	CENTRAL	COMPTON	NORWALK	LONG	TORRANCE
FISCAL YEAR 1987 - 1988	1986 - 1987	1987 - 1988	OFFICE			BEACH	
TOTALS							
Fiscal Year 1986 - 1987	192,153		94,465	18,084	7,193	15,931	8,511
Fiscal Year 1987 - 1988		183,979	89,635	19,189	8,728	12,907	9,143
PAID SERVICES	50,138	48,728	23,349	1,874	2,854	3,406	4,051
Garnishment	6,674	7,272	3,534	205	485	688	527
Summons	11,475	11,318	4,883	515	1,119	641	779
Order	7,156	6,888	2,341	230	292	743	668
Levy/Per Prop (car)	287	49	49	-	-	-	-
Levy/Business	1,740	1,668	1,668	-	-	-	-
Levy/Real Estate	370	131	128	3	-	-	-
Writ of Possession C&D	65	75	73	-	-	-	-
Writ of Possession RE	822	923	921	-	-	-	-
Miscellaneous	8,342	7,497	4,994	-	186	17	1,059
Subpoena/Civil	714	775	220	23	55	58	62
Not Found/No Service	9200/3293	8697/3435	2710/1828	769/129	577/140	848/411	587/369
FREE SERVICES	131,284	123,347	54,382	17,315	5,874	9,501	5,092
Criminal Subpoenas	28,434	34,116	6,977	11,369	1,630	654	4,860
Not Found/No Service	6284/5509	6541/5103	1853/2078	2162/1200	421/350	183/203	84/71
JUVENILE SUBPOENAS	43,265	37,827	11,599	1,605	2,222	7,086	46
Teletype Services	29,756	25,211	25,210				
Not Found/No Service	10189/7847	8746/5803	3782/2883	592/387	757/494	727/648	19/12
DISTRICT ATTORNEY PROCESS	10,731	11,904	11,904				
Conversion Orders	1,080	977	977				
Summons	1,841	2,355	2,355				
Judgments	2,029	1,814	1,814				
Order to Show Cause	224	190	190				
Citations	1,309	1,692	1,692				
Minute Orders	42	41	41				
Not Found/No Service	3505/701	4019/816	4019/816				
COLLECTIONS	\$8,815,451.58	\$9,813,489.20	\$7,100,641.77	\$157,025.76	\$304,554.64	\$350,622.13	\$527,892.46
SETTLEMENT	476,854.62	547,855.69	280,089.95	14,901.63	28,710.96	40,054.63	41,972.75
TOTAL MILES	452,352	454,164	112,034	40,783	33,357	29,416	30,303
AVERAGE MILES PER SERVICE	2.8	2.9	1.7	2.1	3.8	2.3	3.3

COURT SERVICES DIVISION (Continued)

STATISTICAL REPORT FISCAL YEAR 1987 - 1988	SANTA MONICA	NORTH VALLEY	VAN NUYS	PASADENA	POMONA	ANTELOPE VALLEY	AVALON
TOTALS							
Fiscal Year 1986 - 1987	8,568	10,376	9,105	8,084	11,464	75	282
Fiscal Year 1987 - 1988	7,426	9,059	8,187	7,615	11,617	210	263
PAID SERVICES	-	2,830	3,892	3,680	2,542	-	250
Garnishment	-	301	655	523	339	-	15
Summons	-	607	881	750	1,053	-	90
Order	-	629	467	1,179	219	-	120
Levy/Per Prop (car)	-	-	-	-	-	-	-
Levy/Business	-	-	-	-	-	-	-
Levy/Real Estate	-	-	-	-	-	-	-
Writ of Possession C&D	-	-	-	-	-	-	2
Writ of Possession RE	-	-	-	-	-	-	2
Miscellaneous	-	427	687	110	15	-	2
Subpoenas/Civil	-	52	154	71	65	-	15
Not Found/No Service	-	645/169	774/274	1000/47	783/68	-	4/-
FREE SERVICES	7,426	6,229	4,295	3,935	9,075	210	13
Criminal Subpoenas	3,995	700	1,201	588	2,053	83	6
Not Found/No Service	933/713	168/78	235/133	110/74	371/182	21/21	-/-
JUVENILE SUBPOENAS	1,169	4,215	1,987	2,247	5,599	46	6
Teletype Services	-	-	-	-	-	-	1
Not Found/No Service	361/255	761/307	506/233	565/351	663/207	13/26	-/-
DISTRICT ATTORNEY PROCESS							
Conversion Orders							
Summons							
Judgments							
Order to Show Cause							
Citations							
Minute Orders							
Not Found/No Service							
COLLECTIONS		\$219,600.22	\$610,340.89	\$360,468.98	\$177,777.97	-	\$4,564.38
SETTLEMENT		32,401.49	41,945.75	42,346.28	22,563.75	-	2,868.50
TOTAL MILES	26,029	63,462	46,456	30,493	40,308	1368	155
AVERAGE MILES PER SERVICE	3.5	7.0	5.7	4.0	3.5	6.5	1.0

COURT SERVICES DIVISION

TRANSPORTATION BUREAU

ACTIVITY SUMMARY

PRISONERS TRANSPORTED TO SHERIFF'S LOCATIONS

<u>SHERIFF'S STATIONS</u>	<u>MALE</u>	<u>FEMALE</u>	<u>TOTAL</u>
Altadena	82	1	83
Antelope Valley	54	16	70
Carson	563	97	660
Crescenta Valley	141	10	151
East Los Angeles	344	27	371
Firestone	1,181	52	1,233
Industry	619	61	680
Lakewood	553	69	622
Lennox	1,554	58	1,612
Lomita	8	2	10
Lynwood	945	47	992
Malibu	79	3	82
Marina del Rey	1	-	1
Norwalk	1,591	166	1,757
Pico Rivera	581	46	627
San Dimas	320	12	332
Santa Clarita Valley	178	6	184
Temple	1,409	139	1,548
Walnut	682	65	747
West Hollywood	583	33	616
TOTALS	11,468	910	12,378

<u>SHERIFF'S FACILITIES</u>	<u>MALE</u>	<u>FEMALE</u>	<u>TOTAL</u>
Biscailuz Center	113,728	-	113,728
Hall of Justice Jail	58,070	-	58,070
L.C.M.C.	6,953	3,218	10,171
Mira Loma	15,614	7,659	23,273
Sybil Brand Institute	-	60,832	60,832
Pitchess Honor Rancho	237,976	-	237,976
TOTALS	432,341	71,709	504,050

<u>TOTAL PRISONERS TRANSPORTED</u>	<u>MALE AND FEMALE TOTALS</u>
To Court	550,866
From Court	569,050
Sheriff's Locations	516,428
Statewide	33,037
Other Prisoners	22,022
Department and Other Non-Prisoner	9,132
GRAND TOTAL - PEOPLE TRANSPORTED	1,700,535

MILES DRIVEN

Local	1,499,340
Statewide	232,002
Total Miles	1,731,342

COURT SERVICES DIVISION

TRANSPORTATION BUREAU (Continued)

<u>TO COURT</u>	<u>MALE</u>	<u>FEMALE</u>	<u>TOTAL</u>	<u>OTHER PRISONERS</u>	<u>MALE</u>	<u>FEMALE</u>	<u>TOTAL</u>
From MCJ/SBI	342,168	57,050	399,218	Juveniles Non-Court	2,427	88	2,515
From L.A.P.D.	102,474	5,803	108,277	Other Agencies	13,748	2,077	15,825
From Stations	14,117	1,295	15,412	Special Trans.	3,079	603	3,682
Juveniles	1,612	34	1,646				
Forthwith	4,214	315	4,529				
From PJPHR	21,736	-	21,736				
From Mira Loma	45	3	48				
				Total Other	19,254	2,768	22,022
Total to Court	486,366	64,500	550,866				

STATEWIDE DETAIL

PICKUP

DELIVER

<u>FROM COURT</u>	<u>MALE</u>	<u>FEMALE</u>	<u>TOTAL</u>		<u>PICKUP</u>	<u>DELIVER</u>
To MCJ/SBI	481,481	75,720	557,201	Out-of-County Court Order	142	75
Juveniles	1,808	61	1,869	Out-of-County Warrants	3,439	2,192
Forthwith	1,485	293	1,778	State Institutions	4,079	18,154
Pitchess Honor Rancho	8,202	-	8,202	State Hospitals	1,246	1,809
				Condemned Prisoners	-	9
Total From Court	492,976	76,074	569,050	Contract Prisoners	8	1,884
				Total Statewide Detail	8,914	24,123

DEPARTMENT AND OTHER NON-PRISONER TRANSPORTATION

	<u>No. Of Requests</u>	<u>No. Transported</u>		<u>No. Of Requests</u>	<u>No. Transported</u>
Administrative Division	56	2,276	Jury Transportation	192	4,538
Patrol Division	8	257	Other Agencies	12	701
Other	14	1,229	Miscellaneous	7	131
Total	78	3,762	Total	211	5,370

INDEX

- Accidents, Traffic, 11, 37, 66, 76, 110, 126, 131, 143, 162, 175, 191, 207, 217, 226, 239, 256, 265, 279, 289
Administrative Division, 295-309
Administrative Staff, 23
Adult Arrest Dispositions, 13
Adult Arrested by Charge, Sex and Age, 16-19
Advanced Training Bureau, 297, 301-307
Advocate Unit, 299
Aero Bureau, 213, 290
Agoura Hills, 178, 182, 183, 190, 191
Altadena Station: See Crescenta Valley
Antelope Valley Station, 33, 39-56
Arrest Summary, 7
Arson/Explosives Detail, 342, 344, 345
Artesia, 242, 247, 251, 254, 256
Auto Theft Detail: See Vehicle Theft Detail
Avalon, 220, 223, 224, 225
Avalon Station, 213, 219-226
Average Daily Number of Inmates in Custody, 331
- Bellflower, 246, 251, 254, 256
Bradbury, 101, 104, 108, 110
Budgets, Department, 31
- Canine Detail, 293
Cash and Bond Transaction, 337
Carson, 137, 138, 139, 142, 143
Carson Station, 127, 133-143
Central Investigations Bureau, 341, 343, 348-351
Central Jail, 325, 331
Cerritos, 245, 249, 254, 256
Chaplain Services, 334
City of Commerce, 71, 72, 75, 76
City of Industry, 231, 233, 238, 239
City of Industry Station, 213, 227-239
Civil Service Unit, 299
Commerce, City of, 71, 72, 75, 76
Commercial Crimes Bureau, 339, 341, 344-347
Contract Cities: See Individual City
Contract Law Enforcement Bureau, 26
Court Services Division, 363-367
Crescenta Valley/Altadena Station, 33, 57-65
Culinary Services, 335
Custody Division, 325-337
- Daily Average Number of Inmates in Custody, 331
Data Systems Bureau, 321-324
Department Budgets, 31
Department Criminal Activity Synopsis, 8
Department Synopsis, 1-21
Detective Division, 339-361
Dispositions, Adult Arrest, 13
Dispositions, Juvenile Arrest, 14
Domestic Violence, 22
Duarte, 103, 105, 109, 110
- East Los Angeles Station, 33, 67-76
Emergency Services Detail, 292
Employee Relations Bureau, 295
Executive Office of the Sheriff, 23-32
Explosives Detail: See Arson/Explosives Detail
- Field Operations Region I, 33-126
Field Operations Region II, 127-210
Field Operations Region III, 213-294
Field Operations Services Summary, 15
Firestone Station, 127, 145-151
Fiscal Services Bureau, 295, 296
Flintridge, 44, 47, 48, 55, 56
Forgery/Fraud Detail, 342, 346
Fraud Detail: See Forgery/Fraud Detail
Fugitive/Warrant Detail, 343, 348
- Graphs
 Part I Offenses
 Total Arrest by Age, 12
 Total Arrest, Ten-Year Comparison, 1
- Hawaiian Gardens, 247, 252, 255, 256
Health and Welfare Section, 298
Hidden Hills, 182, 184, 190, 191
Homicide Bureau, 339, 341, 352, 353
- Identification Section, 318
Industrial Relations Bureau, 24, 25
Industry, City of, 231, 233, 238, 239
Information Bureau, Sheriff's, 32, 295
Inmate Activities, 332, 333
Inmate Booking and Placement, 332
Inmate Reception Center, 326, 331
Internal Investigations Bureau, 296, 299
- Jail, Central, 325, 331
Justice Data System, 322
Juvenile Arrest Disposition, 14
Juvenile Investigations Bureau, 359-361
Juvenile Operations Bureau, 127, 208-211
Juv. Arrested by Charge, Sex and Age, 20-
- La Canada, 44, 47, 48, 55, 56
La Habra Heights, 232, 234, 238, 239
La Mirada, 272, 275, 276, 278, 279
La Puente, 232, 234, 238, 239
Lakewood, 246, 250, 255, 256
Lakewood Station, 213, 241-256
Lancaster, 44, 47, 48, 55, 56
Laundry, Production, 336
Lawndale, 157, 158, 161
Lennox Station, 127, 153-161
License Unit, 358
Lomita, 167, 170, 174, 175

INDEX

- Lomita Station, 127, 163-175
Lynwood, 262, 264, 265
Lynwood Station, 213, 257-265
- Malibu Station, 127, 177-191
Map of Los Angeles County Sheriff's Department
Station Boundaries, 1
Marina Del Rey Station, 127, 193-198
Mental Health Services, 334
Medical Services, 328, 329, 333, 334
Metropolitan Detail, 351
Mounted Enforcement Detail, 294
- Narcotics Bureau, 340, 341, 354-357
Norwalk, 272, 274, 278, 279
Norwalk Station, 213, 267-279
- Palmdale, 43, 45, 46, 55, 56
Paramount, 248, 252, 255, 256
Pawns/Receivers Detail, 350
Pay Check Distribution, 31
Personnel Services, 297, 298, 300
Pico Rivera, 285, 286, 288, 289
Pico Rivera Station, 213, 281-289
Pitchess Honor Rancho, 327, 328, 331
Pre-Employment Backgrounds, 300, 309
Processes Served, Types of, 364, 365
Production, 336
Psychological Services: See Medical Health
Services
- Rancho Palos Verdes, 168, 170, 174, 175
Records and Statistics Bureau, 312, 313-316
Reserve Forces, 24, 29
Revenue and Miles, 364, 365
Reserve Motor Cycle Detail, 294
Robbery Detail, 343, 349
Rolling Hills, 169, 173, 174, 175
Rolling Hills Estates, 168, 170, 174, 175
Rosemead, 102, 104, 108, 110
- San Dimas, 116, 118, 119, 125, 126
Santa Clarita, 81, 89, 90, 96
Santa Clarita Valley Station, 37, 77-96
Santa Fe Springs, 271, 273, 278, 279
Scientific Services, 312, 317-320
Search and Rescue Operations, 30
Sheriff, Executive Office of, 23-32
Sheriff's Information Bureau, 32, 295
South El Monte, 103, 105, 107, 110
Special Enforcement Bureau, 213, 291-294
Sybil Brand Institute, 326, 331
- Temple Station, 37, 97-110
Theft, Larceny: See Larceny Theft
Traffic Services Detail, 27, 28
Training Bureau: See Advanced Training
Bureau
Transportation Bureau, 363, 366, 367
Types of Processes Served, 364, 365
- USC Medical Center, 331
- Vehicle Theft Detail, 342, 347
Vice Bureau, 340, 341, 357, 358
Visiting and Attorney Room Services, 334
- Walnut, 115, 117, 125, 126
Walnut Station, 37, 111-126
West Hollywood, 203, 204, 206, 207
West Hollywood Station, 127, 199-207
Westlake Village 181, 183, 190, 191
- Technical Services Division, 311-324
Temple City, 102, 104, 108, 110