


**ANNUAL**

**REPORT**

114357



**1987**

**ANNUAL REPORT**

**of the**

**NEW JERSEY JUDICIARY**

**1987**

114357

U.S. Department of Justice  
National Institute of Justice

This document has been reproduced exactly as received from the person or organization originating it. Points of view or opinions stated in this document are those of the authors and do not necessarily represent the official position or policies of the National Institute of Justice.

Permission to reproduce this copyrighted material has been granted by

New Jersey Administrative  
Office of the Courts

to the National Criminal Justice Reference Service (NCJRS).

Further reproduction outside of the NCJRS system requires permission of the copyright owner.

**Administrative Office of the Courts**  
**Richard J. Hughes Justice Complex**  
**25 Market Street CN-037**  
**Trenton, New Jersey 08625**  
**609-984-0275**

# TABLE OF CONTENTS

Letter of Transmittal.....	iii
Overview.....	1-1
The Supreme Court.....	2-1
The Appellate Division.....	3-1
The Trial Courts.....	4-1
The Tax Court.....	5-1
The Municipal Courts.....	6-1
Probation.....	7-1
The Vicinages.....	8-1
The Administrative Office.....	9-1

ADMINISTRATIVE OFFICE OF THE COURTS  
STATE OF NEW JERSEY

ROBERT D. LIPSCHER  
Administrative Director of the Courts



CN-037  
Trenton, New Jersey 08625

To the Honorable Chief Justice and  
Associate Justices of the Supreme Court

I am pleased to submit the Annual Report of the Judiciary for the 1987 Court year. It was a year of continuing public demand for court services, met by increased productivity, improved case management and various innovative programs and procedures to improve the efficiency and accessibility of the court system.

These continuing efforts to make a good system even better will deliver high quality justice to the citizens of New Jersey and enhance New Jersey's reputation for progressive court management and administration.

This report represents the collective achievements of the judges, court personnel, lawyers and lay volunteers who contributed to this record of achievement.

Sincerely,

A handwritten signature in cursive script that reads "Robert D. Lipscher".

Robert D. Lipscher



**OVERVIEW AND FOCUS**

## OVERVIEW AND FOCUS

In its efforts to improve the quality of justice, the New Jersey Judiciary continued its steady pace of progress and innovation during the 1986-87 court year.

All the essential ingredients for success were present -- the process of intensive self-examination to identify problems, the use of pilot projects to test suggested solutions, and the careful and measured implementation of reforms.

While pursuing quality, however, the Judiciary managed to clear 99 percent of the court calendars despite the steady growth in caseload to the 800,000 level. (*See Table I*)

The state trial court that accounts for half those 800,000 cases (and the one with which most citizens are likely to have direct contact) was the subject of a comprehensive, 10-month evaluation leading to a judicial conference presentation. The Special Civil Part of Superior Court was the last major component of the trial court system to be examined in a judicial conference.

The Special Civil Part is a forum for resolution of ordinary disputes between creditors and debtors, landlords and tenants and consumers and local merchants. It includes a small claims division.

Originally held to revise court rules, the judicial conference has become the focus for major court reform efforts since 1980. It brings together a broad spectrum of judges, lawyers, legislators, state and county officials, academicians, specialists and private citizens. Previous conferences dealt with the speedy criminal trial, efficiency in trial court operations, probation services, family court, civil case management and municipal courts.

A 51-member task force headed by Associate Justice Gary S. Stein was appointed to identify the successful procedures of this busy court and recommend improvements needed to assure that disputes are resolved quickly, economically and with a minimum of procedural complexities.

The Task Force, after consulting with vicinage review committees, concluded that the Special Civil Part is "truly a people's court" that works efficiently and to the general satisfaction of its users.

However, the Task Force recommended a number of improvements to improve access, provide assistance to litigants, streamline procedures, increase monetary jurisdiction and integrate the Special Civil Part more fully into the Civil Division. The Supreme Court was to review the task force recommendations in the subsequent court year.

The Judicial Conference also evaluated the preliminary results of the Bergen County pilot in differentiated case management (DCM), which establishes three tracks of cases to assure that each case gets the attention necessary for a fair and expeditious hearing. The initial results were generally favorable.

The speedy trial program was enriched as seven counties employed various techniques that foster early attention to the management of criminal cases soon after arrest. The adjustments by the counties were the direct outgrowth of recommendations presented to the 1986 Judicial Conference.

The pilot test of the concept of presiding judges for municipal courts got underway in four vicinages. The presiding judges also were to test a number of other recommendations by the Task Force on the Improvement of Municipal Courts that were presented to the 1985 Judicial Conference.

In the continuing evaluation of complementary dispute resolution programs, 20 pilot projects were funded in the family, civil and municipal courts. One experiment involved community dispute resolution programs for all municipalities in a single county (Gloucester). Burlington County's comprehensive justice center, offering a variety of dispute resolution services, was continued and expanded.

Additional grants provided for mediation in the Special Civil Part for small claims and landlord/tenant matters, arbitration of contract disputes and of complex civil cases, and mediation of contested custody and visitation disputes.

Other new pilot projects tested the use of volunteer special advocates for children whose placement out of the home is determined by the Family court, and a judicial/community partnership in which teams of volunteers supervise probationers from their neighborhoods.

The Intensive Supervision Program (ISP) continued to demonstrate its effectiveness in providing punishment through controlled community supervision, and ISP received high marks in the preliminary findings of an independent evaluation.

There was a continued focus by the Administrative Office of the Courts (AOC) on programs that improve the overall management of the trial courts, programs rooted in the seminal work of the Supreme Court Committee on Efficiency in 1982.

The major restructuring of the trial courts that began in 1983-84 was reevaluated and found to be basically positive; the final piece of that reorganization, restructuring of the civil division, was initiated.

Direct filing of civil and general equity pleadings at the county courthouse rather than at the Superior Court Clerk's office in Trenton was initiated in Mercer and Morris county pilot projects.

The Judiciary's computerization program, a major recommendation of the Committee on Efficiency, gained significant momentum during the court year in virtually every area.

Substantial progress was made in developing centralized automated systems for use by the state trial courts and the municipal courts. The Judiciary also began positioning itself to integrate personal computers into an electronic mail network. Two years of careful design and testing paid dividends as the Automated Traffic System (ATS) for municipal courts was pronounced technically ready for statewide implementation after being piloted successfully in five municipalities. The Civil/Appellate Automated Case Management System (ACMS) was installed in its first live pilot setting (Morris County), and the preliminary design of the Family Automated Case Tracking System (FACTS) was completed. Interim systems to manage civil motions were installed in 16 counties. Two comprehensive financial management systems also were implemented and the detailed design of a system that addresses the full range of personnel management needs was completed. A bar exam tracking system was installed.

In addition, New Jersey implemented its inter-agency automated child support enforcement system (ACSES), starting with pilot operations in Burlington County.

After a six-year development period that included a four-county pilot test, the Supreme Court authorized a permanent system of evaluating judicial performance as part of an educational program for self improvement. Forty eight judges were to participate in the first year.

New Jersey is the first state to develop a program that assesses judicial performance. The program also served as a model for American Bar Association guidelines in evaluating judges.

The evaluations are based primarily on extensive questionnaires completed by lawyers who participate in an actual case and who have had experience appearing before the judge.

A Judge Support Services Unit was organized in the AOC to develop programs that enhance the professional well being of judges and the quality of life on the bench.

**Court Profile Report  
Statewide Summary  
July, 1986 - June, 1987**

	Added		Disposed		Cleared	Active Pending	
Supreme	245	-16%	279	11%	34	177	-16%
Appellate	6,277	3%	6,400	-3%	123	5,181	-2%
Tax	3,216	-2%	3,267	-23%	51	3,293	-2%
Trial Courts	798,788	3%	791,686	3%	-7,102	170,028	4%
Criminal Division							
Criminal	41,198	7%	38,600	4%	-2,598	15,609	13%
Post-conviction	296	0%	274	-3%	-22	94	31%
Municipal Appeal	3,074	-10%	3,124	-9%	50	752	-6%
<i>Crim.Div.Sub.Total</i>	<i>44,568</i>		<i>41,998</i>				
Civil Division							
Civil	71,759	-1%	68,985	4%	-2,774	68,142	4%
Equity	7,496	6%	7,355	8%	-141	3,865	5%
Special Civil	400,876	1%	404,221	1%	3,345	38,920	-8%
Surrogate	1,096	6%	1,116	13%	20	383	-5%
<i>Civil Div.Sub.Total</i>	<i>481,227</i>		<i>481,677</i>				
Family Division							
Dissolution	34,938	14%	33,319	10%	-1,619	17,168	10%
Delinquency	105,094	5%	103,270	4%	-1,824	8,480	27%
Non-Dissolution	93,891	7%	92,974	6%	-917	5,185	21%
Domestic Violence	26,654	13%	26,536	13%	-118	587	22%
Other Family	12,416	-4%	11,912	-4%	-504	10,843	5%
<i>Fam.Div.Sub.Total</i>	<i>272,993</i>		<i>268,011</i>				
<b>Total</b>	<b>808,526</b>	<b>3%</b>	<b>801,632</b>	<b>3%</b>	<b>-6,894</b>	<b>178,679</b>	<b>3%</b>

Table 1

**THE SUPREME COURT**

# THE SUPREME COURT

The Supreme Court is New Jersey's court of last resort. Its seven members are appointed initially to a seven-year term and, upon reappointment, serve until age 70.

The Supreme Court's authority extends to the rules of practice and the admission and discipline of attorneys and judges. In that regard, it makes the final decisions in disciplinary matters.

Cases arrive at the Supreme Court by way of direct appeals, petitions for certification, interlocutory applications and, in a very few instances, petitions for the exercise of original jurisdiction.

## Appeals as of Right

Appeals to the Supreme Court are permitted as of right, in limited circumstances. There must be a substantial constitutional question not previously passed upon by an appellate court, a dissent in the Appellate Division, or an imposition of a sentence of death to invoke the Court's appeal jurisdiction.

The Rules of Court limit appeals based on dissents to the issues raised in the dissenting opinion. This often results in matters having appeals as of right only as to part of a case.

The 1987 term saw the filing of additional appeals as of right under New Jersey's death penalty statute. Under the Rules of Court, a defendant who has been sentenced to death has a direct appeal to the Supreme Court, bypassing normal Appellate Division review.

The overwhelming majority of cases in which an appeal as of right is filed (99 total cases in 1987) claim the presence of substantial constitutional questions. Of the 81 appeals dismissed by the Court in 1987, most were handled in a summary manner because the Court found no substantial questions within the meaning of the rules and relevant case law.

## Petitions for Certification

Most of the parties seeking Supreme Court review of final judgments of the Appellate Division do so by petitioning for certification. Certification will be granted only if: 1) the case involves a matter of general public importance that has not been, but should be, settled by the Court; 2) the question is similar to one already on appeal; 3) the decision below conflicts with another appellate decision or calls for the general supervisory powers of the Court; or 4) the interest of justice requires it.

The requirements for the grant of certification are applied strictly by the Supreme Court. Certification was granted in 8.6% of the cases presented to the Court. This represents a decline from the 10.7% granted in 1986.

## Motions and Other Applications

The Supreme Court disposed of 1,444 motions during the 1987 term, an 19.4% increase over the prior year. These applications covered a wide range of subjects. The most frequently filed motions involved requests for leave to appeal, for stays, for extensions of time and for direct certification. In addition to litigated matters, the interlocutory application category includes petitions filed in bar admission matters.

## Attorney Discipline

The Supreme Court reviews decisions and recommendations of the Disciplinary Review Board. That Board, in turn, reviews the actions taken by the various district ethics committees.

In 1987, the Supreme Court disposed of 102 disciplinary matters, down 20% from 1986.

## Filings and Dispositions

Case filings (appeals, certifications, motions and disciplinaries) increased by 110 in 1987 for a combined total of 3,146. At the same time, overall dispositions for the term amounted to 3,236, an increase of 268 over the previous year. The table below demonstrates that the Supreme Court has been subject to the same pressure of increased workload as the rest of the court system. Please note that figures for 1983 are based on statistics from September to August. From 1984 on, the reporting period is July 1st through June 30th.

The Court's caseload of petitions for certification remained the same, although motion filings increased substantially in 1987. Certifications and motions also continued to lead all categories in filings and dispositions.

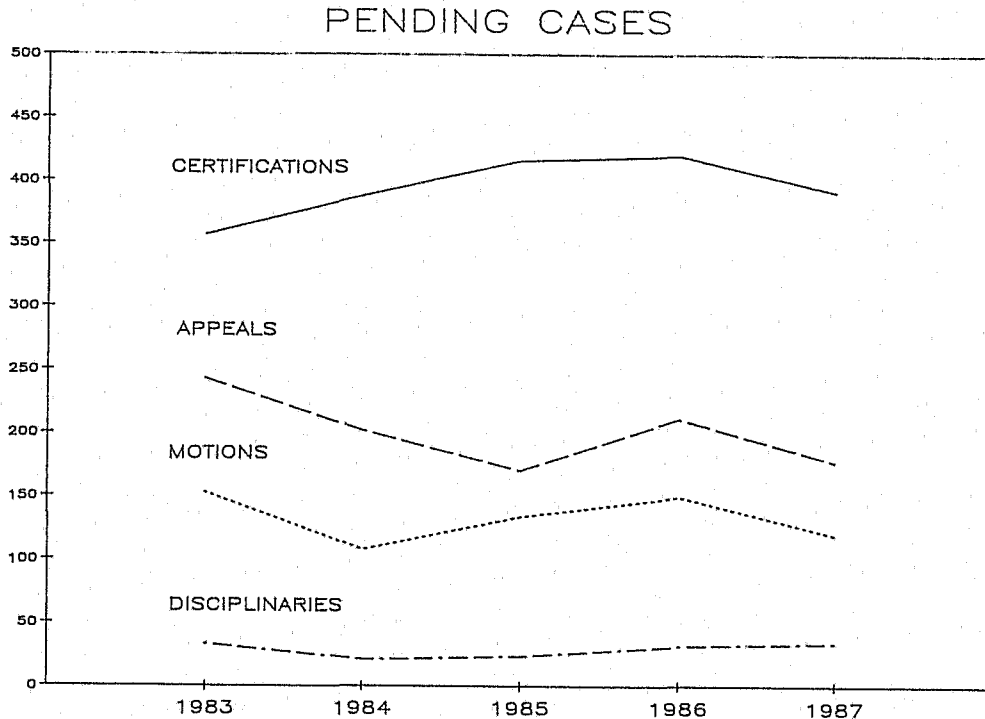
### FILINGS AND DISPOSITIONS 1983-1987

	<u>1983</u>	<u>1984</u>	<u>1985</u>	<u>1986</u>	<u>1987</u>
Appeals					
filed	568	404	244	293	245
disposed	466	439	276	252	279
Certifications					
filed	1083	1142	1053	1382	1382
disposed	1031	1075	1025	1378	1411
Motions					
filed	1223	1243	1113	1224	1415
disposed	1176	1255	1086	1209	1444
Disciplinaries					
filed	112	102	117	137	104
disposed	100	107	114	129	102
Total					
filed	2986	2891	2527	3036	3146
disposed	2773	2876	2501	2968	3236

## Pending Cases

Pending cases before the Supreme Court decreased in three of four categories. There was a decrease of 29 petitions for certification, leaving a total of 391 pending as of June 30, 1987. Pending appeals at the end of the 1987 Court term numbered 177 down 34 or 16%. Disciplinary cases increased by 2 to 34. Motions pending decreased by 29 to 120.

In addition to clearing the calendar in all major categories, the Supreme Court's total dispositions reduced pending cases at the end of the 1987 term by 90 cases.



## Opinions Filed

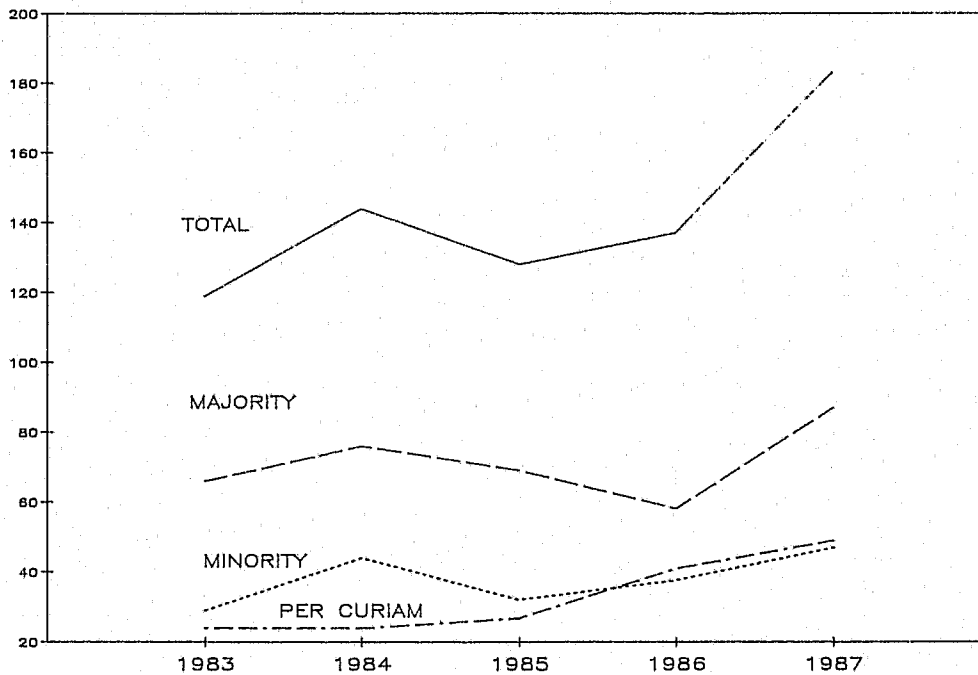
Although considerable time and effort is expended on discretionary review matters, the opinions of the Court remain its most visible work. The Court, under the direction of the Chief Justice, discusses each case at a conference following oral arguments. Opinion assignment is made by the Chief Justice if the Court is unanimous or if the Chief Justice is in the majority. In cases where the Chief Justice does not participate or is one of the members in the minority, the opinion is assigned by the senior Justice voting with the majority.

Although upward of 20 opinions may be in circulation at any given time, each Justice must be fully conversant with every opinion before the Court, whether a first or final draft. Circulating opinions hold the highest priority at Court conferences and every effort is made to insure that the decisions of the Court are truly collegial in nature.

In 1987, the Supreme Court filed 183 opinions (majority, minority and *per curiam*), deciding 174 appeals and disciplinary cases. The number of signed majority opinions increased in 1987 by 29 to 87. Minority opinions increased in 1987 from 39 to 47. The balance of the opinions filed were *per curiam*.



## OPINIONS FILED



### Time to Decision

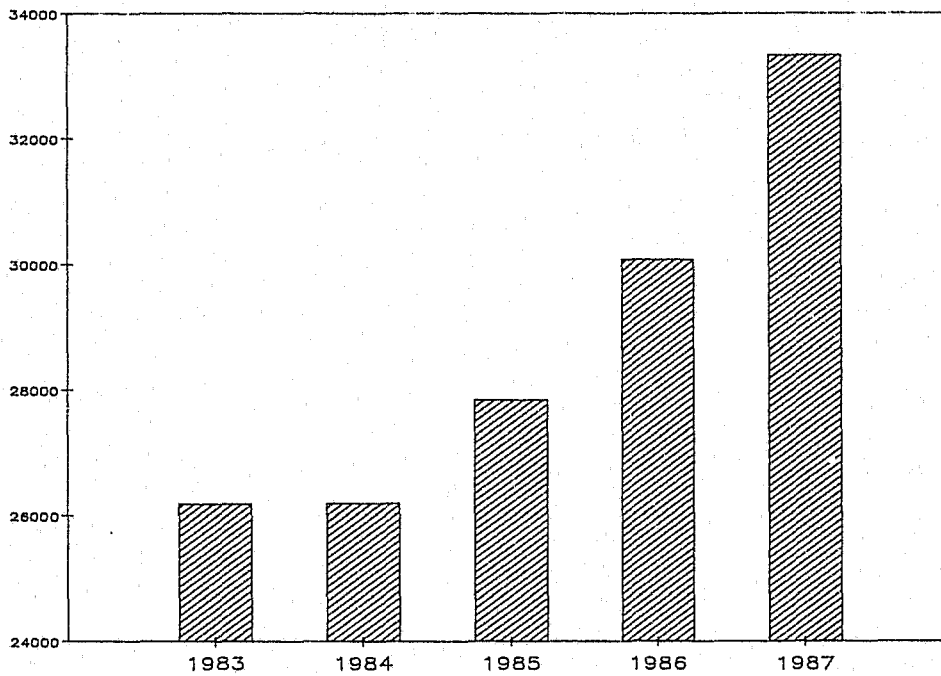
More difficult to answer than the question of what the Court decides is "how long" it takes to make that decision. Any given case can be disposed of promptly if there is a consensus on the part of the members of the Court involved. However, the decision process in a multi-member court does not, if truly collegial determinations are sought, lend itself to the immediate generation of full opinions in many cases. The complexity of the case and divergent views about the legal issues can combine to seriously affect the timing of a disposition. The median time in 1987 was five months and days.

### Professional Responsibility

The Supreme Court has constitutional responsibility for the integrity of the legal profession and the Judiciary. It exercises this responsibility through a number of offices, including the Office of Attorney Ethics. The increased work of this office is a reflection not only of the growing number of attorneys in New Jersey but also of rising public demand for high ethical standards and accountability.

The decade of the seventies produced a very large increase in the attorney population in New Jersey. In 1969, there were 10,348 members of the bar admitted to practice. That figure more than tripled by the end of fiscal year 1987 when the total attorney population reached 33,351. This was an increase of 3,266 from the total as of June 30, 1986.

## NUMBER OF ATTORNEYS



### Admission to the Bar

Lawyers are admitted to the bar of New Jersey only after taking a bar examination. The New Jersey examination is given in February and July to coincide with the national administration of the Multistate Bar Examination. The essay examination is prepared and graded by the Board of Bar Examiners and administered by the Clerk of the Supreme Court serving in his capacity as Secretary to the Board. Each candidate for admission to the bar has to pass both the Multistate Bar Examination and the New Jersey essay questions.

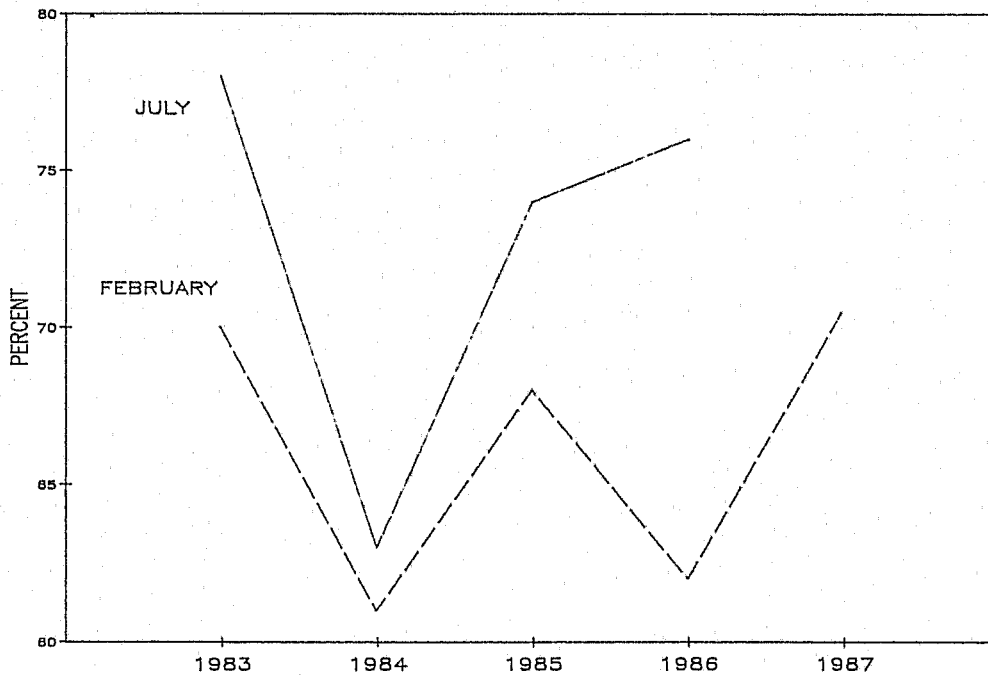
Two examinations were administered during the 1987 term. The July 1986 passing rate was 76%, up from 74% in 1986. The February 1987 passing rate was 62%, down from 68% in 1986.

Passing rates for summer examinations have normally been higher because the majority of law students graduate in June and more individuals who were unsuccessful on a prior bar examination take the winter examination. The likelihood of passing declines the more often the examination is taken.

New Jersey law school graduates continue to perform better on the bar examination than those educated in other jurisdictions.

Each candidate for admission to the bar has to pass both the Multistate Bar Examination and the New Jersey essay questions.

## BAR EXAM PASSAGE RATE



### Trial Attorney Certification

The goals of the trial attorney certification program are to improve the quality of trial advocacy and to inform the consumer about those members of the bar who have achieved a certain level of skill, knowledge, and experience in trial representation. The Board on Trial Attorney Certification, appointed in 1979, developed program regulations and began accepting applications in 1980.

The certification process involves two steps. First, applicants must file an extensive written application in order to establish their eligibility to sit for the Board's examination. The application requires an applicant to list members of the bench or bar who can attest to the candidate's skills as a trial advocate. The form also requires detailed information on 10 substantial cases that the applicant has tried, and further requires that the applicant demonstrate continuing current involvement in trial practice by listing all cases tried or prepared for trial in the preceding three years. Finally, the applicant must demonstrate a commitment to continuing legal education by listing seminars attended or taught and by describing other educational activities in the field of trial advocacy such as professional committee work, authorship and speeches.

Attorneys whose applications are deemed sufficient by the Board are permitted to participate in the second step of the certification process: the written examination. The separate civil and criminal examinations, administered annually, are designed to test the attorney's knowledge of trial practice, procedures and tactics. Only those applicants who successfully complete an examination are recommended by the Board for certification by the Court.

As of June 30, 1987, the Supreme Court has certified 703 civil and 222 criminal trial attorneys. The total number of certified attorneys is less than the sum of these two figures because 54 attorneys have been certified both as civil and criminal trial attorneys. The Board certification is for seven years, after which the attorney must apply for recertification.

612

**THE APPELLATE DIVISION**

## THE APPELLATE DIVISION

For most litigants, the Appellate Division of the Superior Court is the court of last resort. As New Jersey's intermediate appellate court, it processes all appeals from lower courts and state agencies. The State Constitution provides a right to appeal to the Appellate Division from final judgments of the Law and Chancery Divisions of the Superior Court. There is also a right to appeal from final orders and decisions of the state agencies. In addition, interlocutory (interim) decisions of trial courts and state agencies may be reviewed by the Appellate Division if it grants leave to appeal.

During the 1986-87 court year there were 28 judges in the Appellate Division. Each Appellate Division judge is chosen by the Chief Justice from one of the trial divisions of the Superior Court.

The judges are organized into parts, four judges per part, and set in panels of two or three judges. A Presiding Judge administers each part. The composition of the parts changes each year and a Presiding Judge for Administration is chosen by the Chief Justice.

When each part sits, it generally hears between 12 and 16 appeals. Occasionally, a part considers as many as 18 or 19 appeals at a sitting. The presiding judge of each part determines whether they ought to be decided by two or three judges.

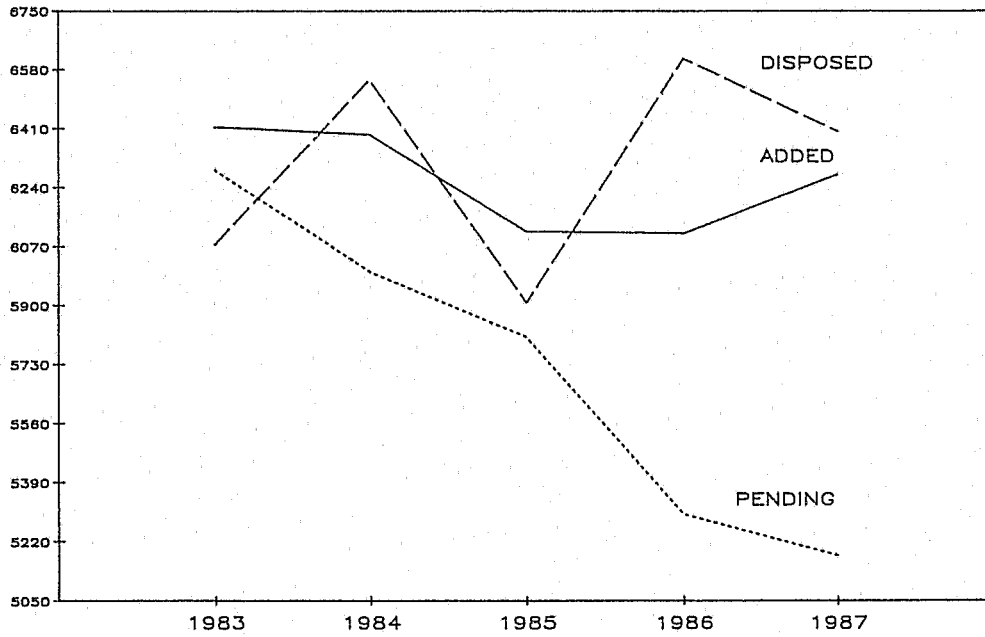
The court hears appeals without argument unless one of the parties requests argument or the court orders it. After argument, or submission without argument, the judges research, discuss and decide each case. Eventually, in most cases a written opinion is issued. In criminal sentence appeals briefing is not allowed and ordinarily a decisional order is signed shortly after oral argument.

### Caseload

During the 1987 court year, 6,149 appeals were filed, 123 reinstated, and 5 were remanded from the Supreme Court. Thus, the total cases added to the Appellate Division's docket was 6,277. During the previous court year, 5,930 were filed, 163 reinstated, and 13 were remanded for a total added of 6,106.

A total of 6,400 cases were disposed of as compared with 6,611 the year before. There were 5,181 cases pending at the end of the year compared with 5,304 the year before, and a reduction of approximately 1,000 cases over five years.

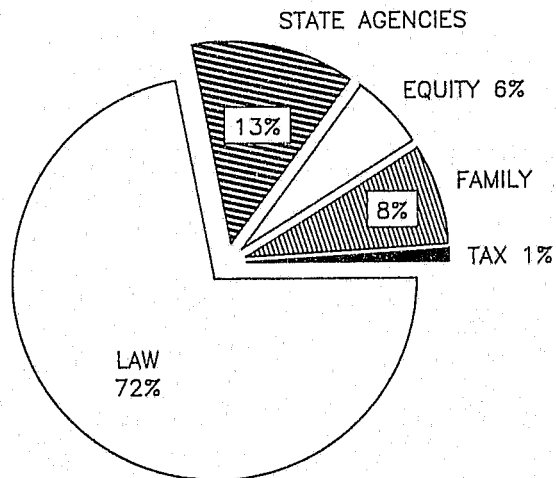
## CASELOAD TRENDS 1983 - 1987



### Sources of Appeal

Most of the appeals decided during 1986 came from the trial divisions of Superior Court. Criminal and Civil produced 71%, Equity 6%, and Family 8%. Appeals from state agencies represented 13% and the Tax Court accounted for 1%. Criminal appeals accounted for 4.5% of the cases decided, compared with 32% five years earlier.

### SOURCE OF APPEAL

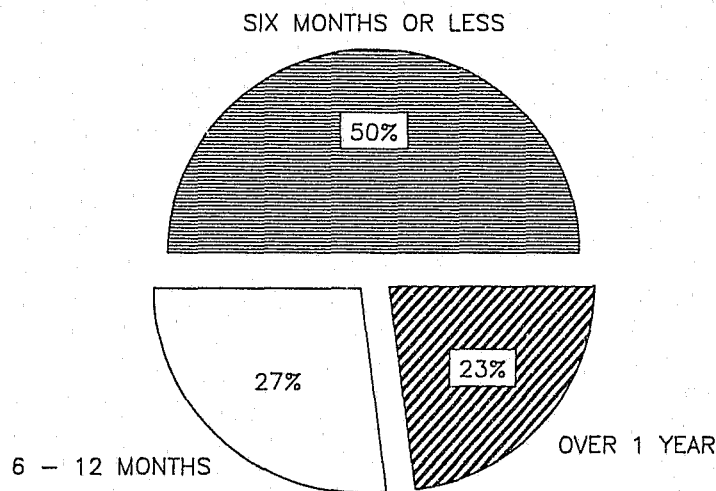


## Method of Disposition

Out of a total 6,400 cases terminated in court year 1986-87, written opinions were issued in 3,640; summary disposition orders accounted for 359 cases. Sentencing cases decided by order totalled 854 cases. A total of 1,547 cases were dismissed before calendaring. The Supreme Court directly certified 5 cases.

## Age of Pending Cases

At the end of this court year 5,181 cases were pending. Of those, 23% were more than a year old; 27% had been pending from six months to one year; and another 50% for six months or less.



## Motions

In addition to the cases disposed of on the merits this year, the Appellate Division also decided 5,973 motions, compared with 5,488 the year before.

### Motions Decided 1983 to 1987

Court Year	Motions Filed	Motions Decided
1983	5,275	5,189
1984	5,700	5,577
1985	5,433	5,386
1986	5,640	5,488
1987	6,096	5,973

## Opinions

Of the cases the court decided this year by opinion, 63% were decided by two judges and 37% were decided by three judges. The decision on how many judges ought to sit on a case is made by the presiding judge of each part in accordance with the requirements of *Rule 2:13-2(b)*.

## Reversal Rate

Of all civil cases decided, 21.6% were reversed. Of the criminal cases decided 7.1% were reversed. A total of 683 reversals were ordered: 508 civil cases and 175 criminal cases.

## Civil Appeals Settlement Program (CASP)

This program was authorized by the Supreme Court in 1981 as part of an effort to speed justice for the litigants and ease the heavy caseload. Using retired appellate judges on a recall and volunteer basis, appropriate civil cases are selected for preargument conferences. This year 446 cases were settled, one-third of those that were selected for the program.

### CASP Settlements 1983 to 1987

<u>Court Year</u>	<u># Settled</u>
1983	200
1984	301
1985	456
1986	478
1987	446

## Sentencing Program

This program was initiated to streamline the processing of criminal appeals in which the sole issue on appeal was the excessiveness of the sentence imposed. It has since been expanded to include other sentencing issues including leniency of sentence. The program has been very successful. It permits the Courts after reading the transcript, to review, in a more timely fashion, criminal appeals with the assistance of oral argument but without briefs. All sentencing calendars are sound recorded and after argument, the Court issues an order entering a final disposition in the matter or setting the matter down for full briefing if it is determined that additional issues exist in the appeal. This year 854 cases were terminated on sentencing calendars.



## Pilot Projects

During the 1987 term, the Appellate Division engaged in two pilot projects that proved workable but raised calendaring questions. First, the court used its Central Research staff attorneys to screen cases for potential *sua sponte* summary disposition treatment. The pilot project proved quite successful in identifying early on cases able to be decided on the court's own motion.

A second project involved using such staff attorneys to screen for cases not quite amenable to summary disposition treatment but still of such a routine nature as to be able to be accumulated on expanded calendars of 40 cases per calendar (for two judges). That program also proved quite manageable but if fully implemented would seem to skew the difficulty of regular calendars.

By the end of the 1987 term, it appeared the court would institutionalize the *sua sponte* summary disposition program but not the routine case calendars. Importantly, both projects provided the court with experience in two specialized programs that might be quickly implemented on an as-needed basis.

## Differentiated Case Management

The Appellate Division continues to differentiate cases for specialized treatment. Currently, Appellate Division cases are separated into six categories: civil appeals settlement program; sentencing; *sua sponte* summary disposition; *pro se*; extremely complex; and regular appeals. It was decided that during the 1988 term, the Appellate Division Central Research staff of attorneys would be expanded so as to institutionalize *sua sponte* summary dispositions and to allow the Central Research attorneys to draft legal memoranda on the most complex appeals.

# THE APPELLATE DIVISION

## FIVE YEAR TRENDS

1983	1984	1985	1986	1987
------	------	------	------	------

Overall Caseload	Filings	6,414	6,391	6,112	6,106	6,277
	Terminations	6,075	6,551	5,906	6,611	6,400
	Active Pending	6,290	5,995	5,809	5,304	5,181

Average Months To Termination	12.4	11.0	11.8	9.6	9.7
-------------------------------	------	------	------	-----	-----

Judges Assigned	21	24	24	28	28
-----------------	----	----	----	----	----

Caseload Per Judge	Filings	305	266	255	218	224
	Terminations	289	273	246	236	229
	Active Pending	300	250	242	189	185

**THE TRIAL COURTS**

---

## Criminal Division

**Speedy Trial.** The Speedy Trial Coordinating Committee addressed a series of recommendations made by a task force on speedy trial at the 1986 Judicial Conference. Specific recommendations were forwarded to county committees for review, comment and implementation. Subcommittees dealt with the need to reconsider methods of evaluating calendar performances and the need to evaluate resource requirements. The state committee also approved funding for various innovative case management programs in the counties.

The county committees, which form the backbone of the speedy trial program, are composed of the criminal presiding judge, prosecutor, public defender, private bar, criminal case manager and other interested parties. During 1986-87, many procedural adjustments were made by these committees.

At the center of speedy trial is the concept that it is most efficient for the court, prosecutor and defense to meet in a structured setting early--soon after arrest--to determine the future needs of cases. Burlington began a program of intake on all cases after prosecutorial screening has identified cases that will proceed to indictment. This is followed by pre-disposition conferences on all third and fourth degree crimes. Bergen expanded countywide a program of early prosecutorial screening and discussion with police officers before referring the complaint to the county level. This program also schedules diversion (PTI) conferences on selected cases before indictment. A similar program was established in Cape May.

Essex joined the majority of counties with Central Judicial processing (CJP), a program of formal centralized first appearances at the court house, including intake, diversionary applications, prosecutorial screening and scheduling of pre-disposition conferences on selected cases. Somerset began a formalized program of pre-indictment dispositional conferences on selected cases, and Camden finished a countywide expansion of its CJP programs. Middlesex developed a program of courtroom-in-the-jail to save resources involved in transporting prisoners. Nine counties were engaged in simultaneous sentencing on the day of plea for selected victimless offenses.

## Civil Division

**Direct Filing.** The Direct Filing project, which involves the filing of civil and general equity matters directly in the county of venue, was initiated in Mercer and Morris counties. All case processing steps are expedited under direct filing because there is no delay for docketing and associated processing steps in the Superior Court Clerk's Office in Trenton.

Direct filing of pleadings has been a long-sought goal of the Judiciary. As early as 1964, the Supreme Court Committee on the Elimination of Duplicate Filing unanimously recommended direct filing of cases in the county. More recently, the Committee on Efficiency took the same position.

The experience in Mercer and Morris demonstrates the great utility of local filing, which eliminates delays in papers reaching the trial court and the duplication of the processing steps. Local filing projects were favorably received by judges, clerks, attorneys and others and it is anticipated that additional counties will be approved for local filing during the next court year.

## HIGHLIGHTS

---

**Motions.** Several initiatives were undertaken to improve the efficiency with which motions are handled. The common procedure is to assign motions in a particular case to various judges for decision. To remedy this situation, two vicinages adopted a procedure by which all motions in a case are assigned to a single judge for decision. Both counties report that this procedure appears to foster settlements, cut down on unnecessary motions and result in consistent decisions.

An automated processing system was designed to support the management of civil and equity motions on the vicinage level as an interim solution pending statewide implementation of the Automated Civil Management System (ACMS). The motion system was installed in 16 counties without previous computer support for civil motions. The Automated Motion Processing System operates on personal computers and features recordkeeping, calendaring and docketing capability.

**Differentiated case management.** After little more than one year of operation, the Bergen County pilot in Differentiated Case Management (DCM) had produced generally favorable results. The Supreme Court had approved implementation of DCM on a pilot basis to test the concept of assigning civil cases, based on information provided by the attorneys involved, to one of three tracks--expedited, standard or complex. The procedures of each track are tailored to the management needs of that particular category of case.

A presentation on the DCM pilot at the June, 1987 Judicial Conference indicated a high level of bench and bar satisfaction with the project, as well as a high degree of bench and bar cooperation in making the project a success. The assessment indicated that expedited track cases, in which discovery is limited, were coming to trial within six to seven months from joinder, in accordance with project goals. Further, standard track cases, in which a 200-day discovery period is permitted, were being disposed of in 13 to 14 months, close to the project's dispositional goal of 12 months for this case type.

### Family Division

**Domestic violence.** The Judiciary took significant steps to address enforcement of domestic violence orders. In several vicinages, formal monitoring mechanisms were initiated to ensure the defendant's compliance with the terms of court orders. Enforcement mechanisms used throughout the state were evaluated by the Family Division Practice Committee.

At the Supreme Court's request, the Committee's subcommittee on Domestic Violence held a special meeting with interested groups to address vital issues, and their input was considered by the full committee in its recommendations to the Court.

Presentations were given at the orientation seminars for new Superior and Municipal Court judges on the legal and psychological ramifications of domestic violence. Two basic workshops and the first advanced course were offered to court support personnel.

**Volunteers.** A plan was developed to ensure a uniform and high level of effort to recognize and recruit judicial volunteers, the thousands of citizens who serve on Child Placement Review Boards, Juvenile Conference Committees, and Youth Services Commissions, and who work in the volunteer in probation, project care and Supervised Visitation programs.

A new program was initiated as a pilot test of the use of volunteer special advocates for children whose placement out of the home is being determined by the court. The court appointed special advocate (CASA) program is operating in Essex and Union Counties. The intent is to reduce the length of time children are in placement.

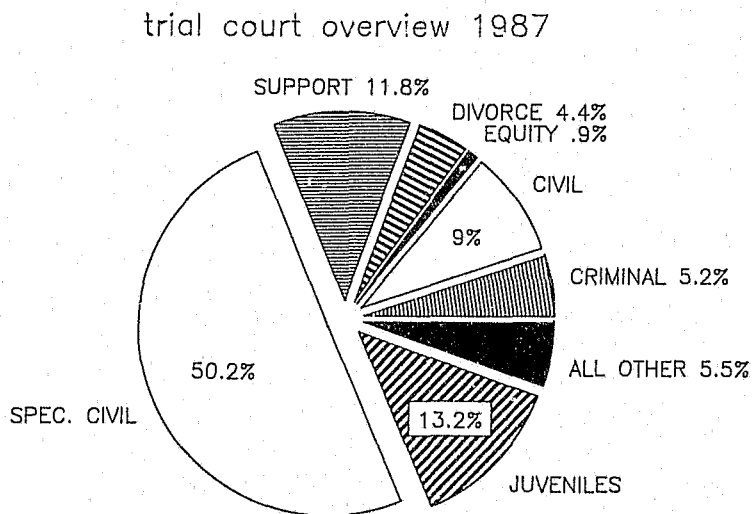
## TRIAL COURT OVERVIEW

With the exception of the municipal courts, which saw 5.5 million cases last year, the trial courts are the courts our citizens are most familiar with, and it is here that they expect to have cases resolved fairly and expeditiously.

### Cases Filed

In the 1987 court year, 798,788 cases were filed in the trial courts. This is a 3% increase over the previous year.

As the pie chart on trial court caseload shows, just over half of the cases filed were Special Civil, i.e., civil cases up to \$5,000 in damages. Special Civil cases include small claims, tenancy, and contract and tort actions up to \$5,000. In 1987, there were over 400,576 of these cases filed.



Juvenile Delinquency and Child Support enforcement cases were the next largest types of cases filed. These cases make up the largest share of the work of the Family Division, which in total comprises almost one-third of the trial courts' caseload. The Family Division last year saw a 7.2% increase in cases filed, a total of 272,993 cases.

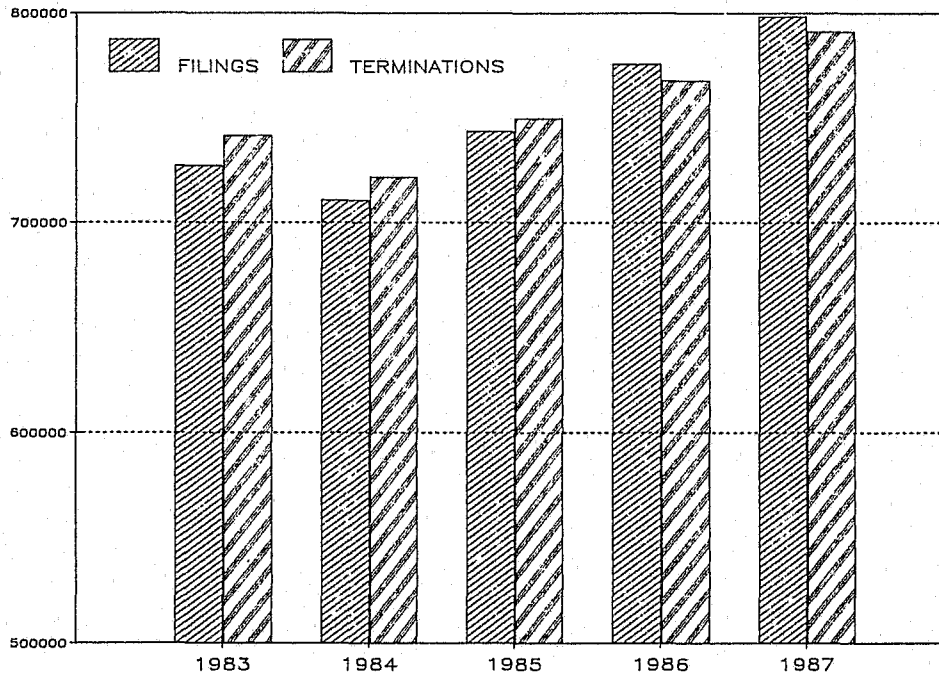
General Civil cases made up 9.3% of all trial court cases. The 71,759 cases filed represent an 1% decrease in the Civil calendar. Since 1979, the increase in the Civil caseload has been more than 62%.

Criminal cases amount to 5% of all cases filed in the trial courts. These cases, measuring only those defendants against whom an indictment is returned, numbered 41,198 during 1987. In recent years the number of Criminal cases has increased only modestly, but since 1979 there has been a 48% increase in indictments and accusations against defendants.

Overall, filings increased 3% over 1986. The most significant major calendar growth occurred in Dissolution (14%), Domestic Violence (13%), and Equity (8%).

## Filings and Terminations

Since 1980, the number of filings and terminations have increased steadily. Total trial court filings increased 2.9% last year and 23.0% since 1980. Terminations increased 3.0% last year and 19.2% since 1980. Since 1983, filings have increased 9.8%, while terminations increased 6.7%.



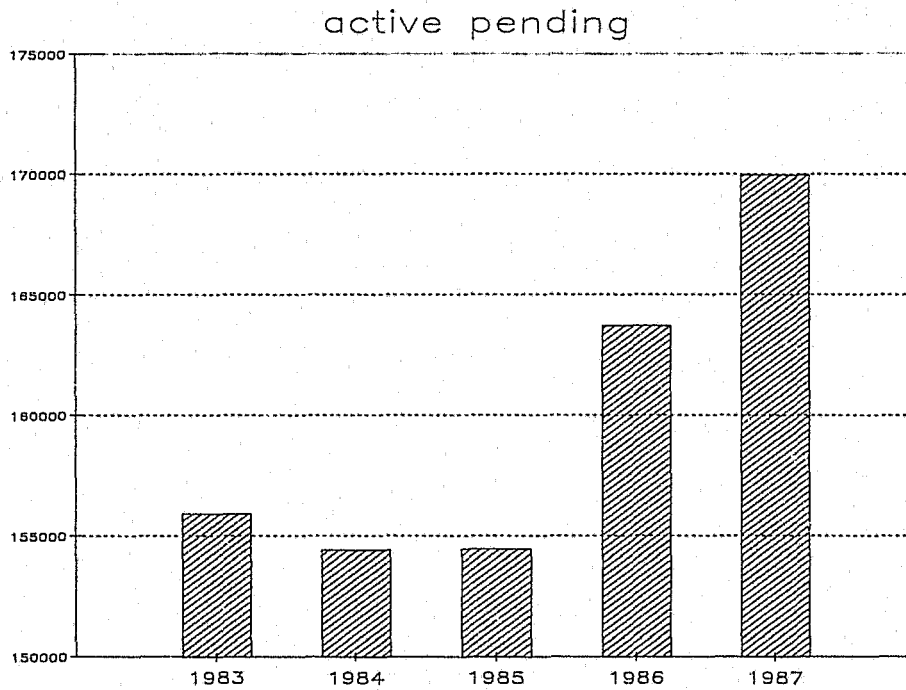
## Calendar Clearance

Since 1980, the New Jersey court system has set calendar clearance as one of its goals. Under calendar clearance, the court system seeks at a minimum to keep up with its caseload, to terminate at least as many cases as are filed during the year, to avoid any increase in the number of cases pending, and thus to eliminate the growth of backlog. The New Jersey trial courts cleared the calendars for six consecutive years from 1980 to 1985. During that period, the number of active pending cases dropped by 30,000 cases.

As Table 1 shows in 1987, the trial courts failed to clear the calendars by 7,102 cases. Of the major trial court calendars, only Special Civil Part cleared; Criminal, Civil, Family, and General Equity all had shortfalls in the face of substantial increases in cases filed. The shortfall in Civil was the largest at 2,774 cases.

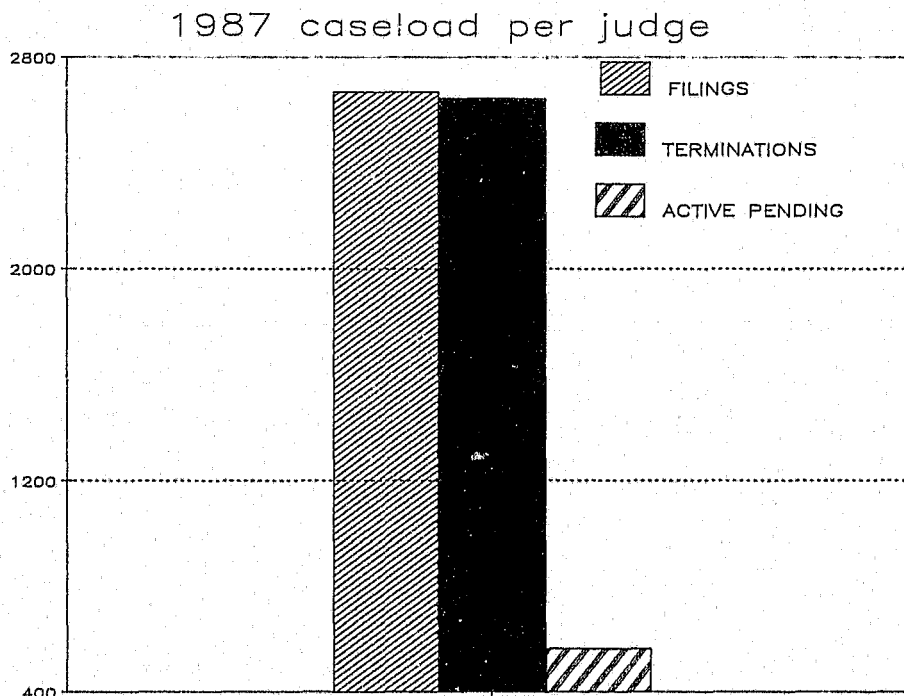
## Active Pending

The number of active pending cases declined each year from 1981 to 1985 but increased in 1987. Nevertheless, the number has been reduced by 1.7% from 1981 to 1987, from 172,954 to 170,028 cases.



### Caseload Per Judge

There were an average of 298.7 trial judges available during 1987 at the vicinage level. If the trial court cases were divided equally among the judges, each judge would have been able to dispose of 2,650 cases during the year, and each judge would have 569 cases pending. Of course, each judge does not have an equal number of cases, because of the differences in each calendar. Judges hearing Special Civil cases, for example, hear and dispose of many more cases each year than judges assigned to Criminal, General Equity, or Civil.





## Active Pending Per Judge

In 1983, there were 566 active pending cases per judge. By contrast, in 1987 there were 569 cases pending per judge, a 0.5% increase.

However, since 1980 New Jersey has been able to reduce the number of cases pending significantly, both in absolute numbers and in terms of pending cases per judge. In 1980, over 700 cases were pending per judge seven years later, there are 569 cases pending per judge, a reduction of 21%.

The reduction in active pending cases per judge is a significant qualitative indicator in as much as unreasonable caseload burdens create hidden pressures and cast negative shadows over all judicial activities. The lightening of this load makes the caseload more manageable.

	1983	1986	1987	1983/ 1987
Civil	212	224	228	7.5%
Equity	12	12	13	8.3%
Special Civil	147	145	130	-11.6%
Criminal	51	47	52	2.0%
Dissolution	59	53	58	-1.7%
Non-Dissolution	17	15	17	0.0%
Delinquency	29	23	29	0.0%
Other	39	41	42	7.7%
Total	566	560	569	0.5%

## Filings and Judge Availability

Since 1980, while the number of cases filed has been increasing substantially, so has the number of available judges. Better management of cases and better administrative support for the judges greatly assists the court in terminating the large number of cases it does, but there can be no doubt that the availability of judges for trial is necessary, both for those cases that do go to trial and for those that reach settlement after a trial date is set. Since 1980, the fairly steady increase in the number of judges available, both because of new judgeships being created and because of judicial vacancies being filled as quickly as possible, has helped the courts immeasurably to be successful in keeping up with the caseloads and reducing pending cases. Over the past several years, both filings and the number of judges available have increased at an average rate of 3% per year, but in 1986 the number of filings increased 4%, while the number of available judges increased less than 2%, and in 1987, filings increased 3% while the number of available judges increased by 2%.

# STATEWIDE 1987 STATISTICS

General Jurisdiction Trial Courts

	Filings	Terminations	Active Pending	Backlog	% Change, Filings	5-Year Average	Average Months to Termination
Criminal	41,198	38,600	15,609	7,862	7%	4%	4.9
Civil	71,759	68,985	68,142	27,529	-1%	6%	11.9
Equity	7,496	7,355	3,865	697	6%	3%	6.3
Special Civil	400,876	404,221	38,920	3,058	1%	2%	1.2
Dissolution	34,938	33,319	17,168	5,566	14%	4%	6.2
Delinquency	105,094	103,270	8,480	1,596	5%	3%	1.0
Non-Dissolution	93,891	92,974	5,185	1,155	7%	-1%	0.7
Domestic Violence	26,654	26,536	587	0	13%	16%	0.3
Other	16,882	16,426	12,072	260	-4%	N/A	8.8
<b>Total</b>	<b>798,788</b>	<b>791,686</b>	<b>170,028</b>	<b>47,723</b>	<b>3%</b>	<b>2%</b>	<b>2.6</b>

# STATEWIDE FIVE YEAR TRENDS

1983	1984	1985	1986	1987
------	------	------	------	------

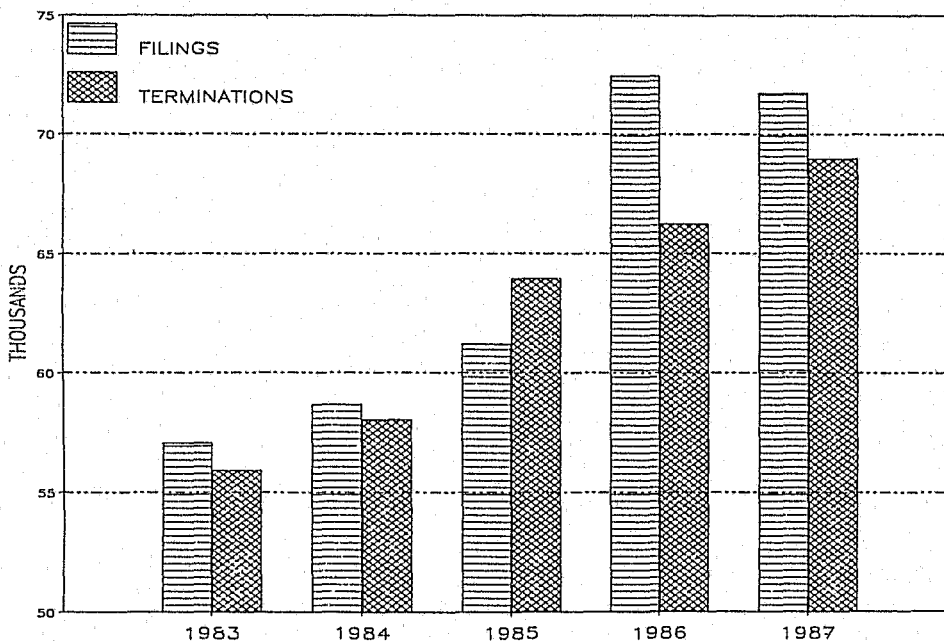
Overall Caseload	Filings	727,713	711,078	744,037	776,178	798,788
	Terminations	742,076	722,195	750,203	768,315	791,686
	Active Pending	155,971	154,475	154,516	163,768	170,028
	Backlog	42,185	44,476	41,497	43,762	47,723

Average Months To Termination	2.5	2.6	2.5	2.6	2.6
-------------------------------	-----	-----	-----	-----	-----

Average F.T.E. Judges Assigned	275.7	268.6	286.8	292.4	298.7
--------------------------------	-------	-------	-------	-------	-------

Caseload Per Judge	Filings	2,640	2,647	2,594	2,655	2,674
	Terminations	2,692	2,689	2,616	2,628	2,650
	Active Pending	566	575	539	560	569
	Backlog	153	166	145	150	160

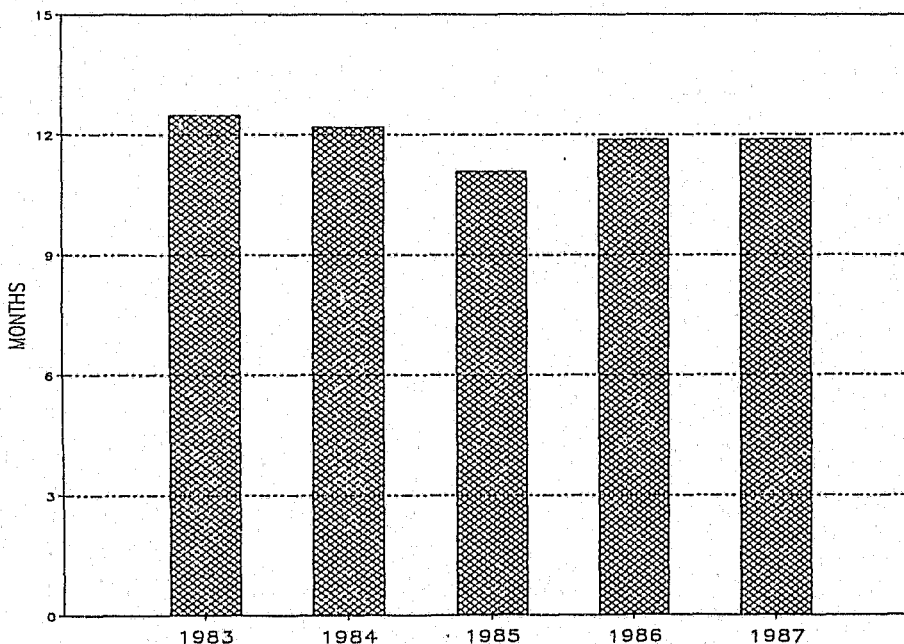
### FILINGS AND TERMINATIONS - CIVIL



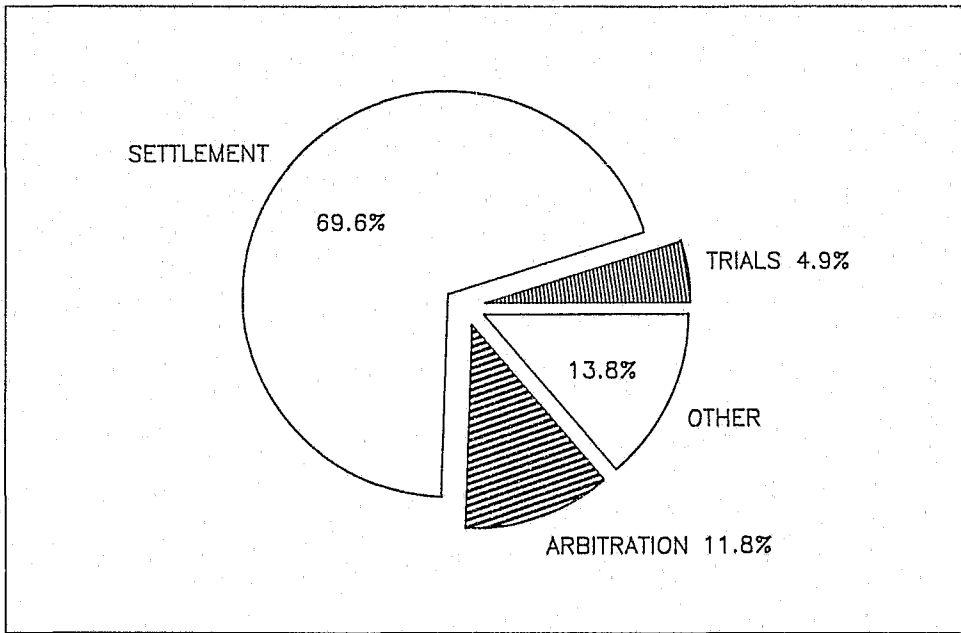
There were 71,759 civil cases filed in 1987, a 1% decline from the record 1986 level. Civil terminations were up 4% over 1986, however there were nevertheless 2,774 more filings than terminations. (See above)

The average time to termination for civil cases remained at 11.9 months in 1987 for the second consecutive year. That continues to be a slight improvement over 1983, but a decline from 1985 when average time dipped to about 11 months. (See below)

### AVERAGE TIME TO TERMINATION - CIVIL



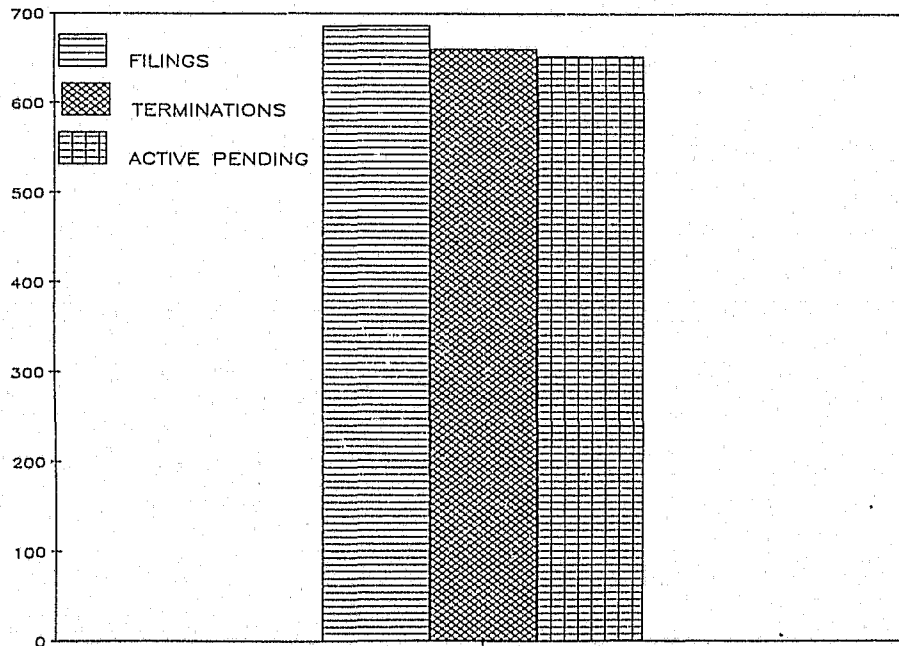
**MANNER OF DISPOSITION - 1987 - CIVIL**



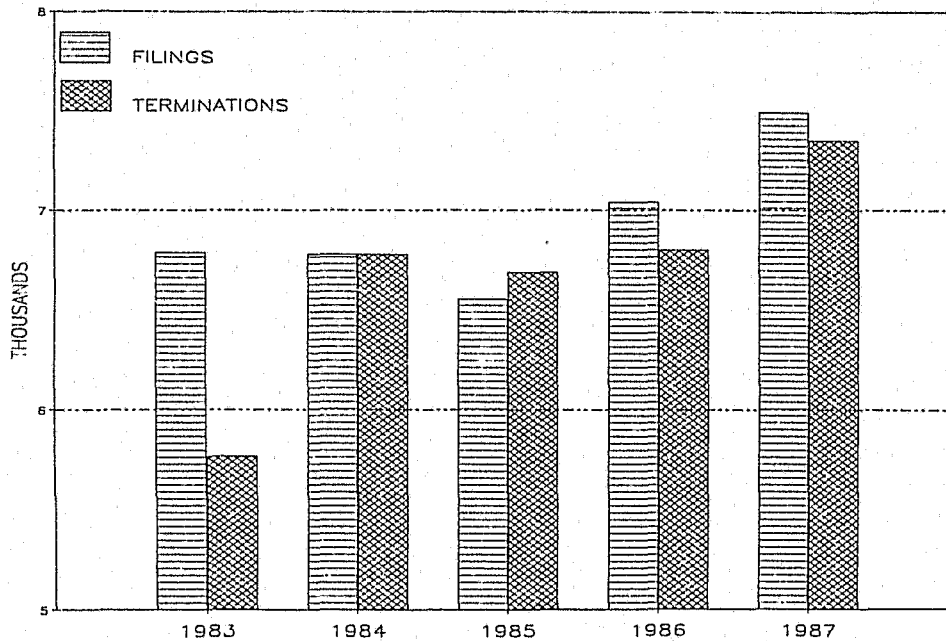
Nearly 70% of all civil cases were settled in 1987. Just 5 of every 100 cases reach trial. (See above)

In 1987 there were 687 filings, 661 terminations, and 653 active pending cases for each judge working the civil calendar on a full time basis. (See below)

**CASELOAD PER JUDGE - CIVIL**



### FILINGS AND TERMINATIONS - GENERAL EQUITY

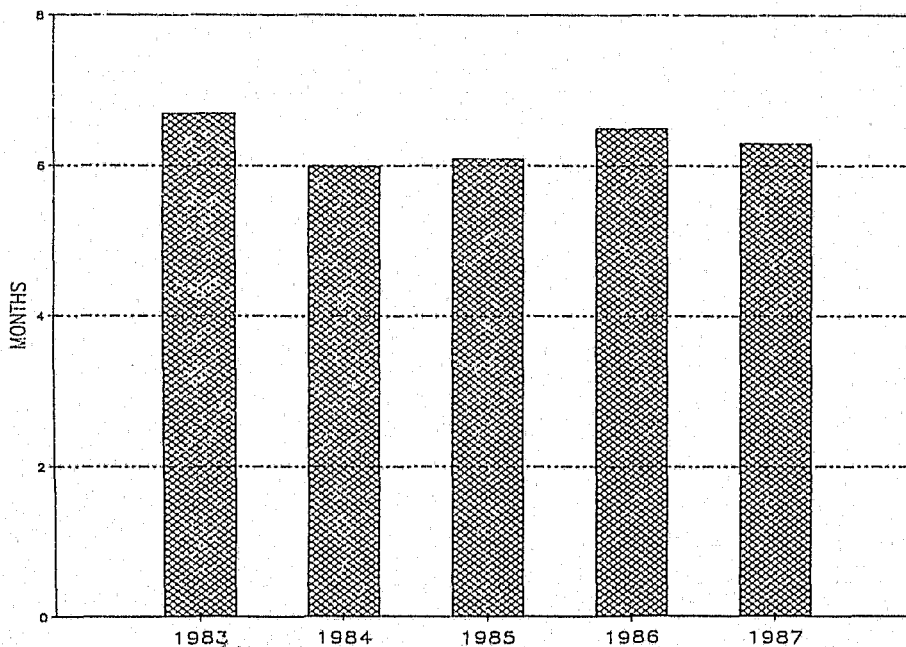


General Equity filings have increased rather steadily during the past five years, going from 6,792 cases in 1983 to 7,496 cases in 1987. Fewer cases have been terminated than were filed in each of the last two years. There was a 6% increase in filings in 1987.

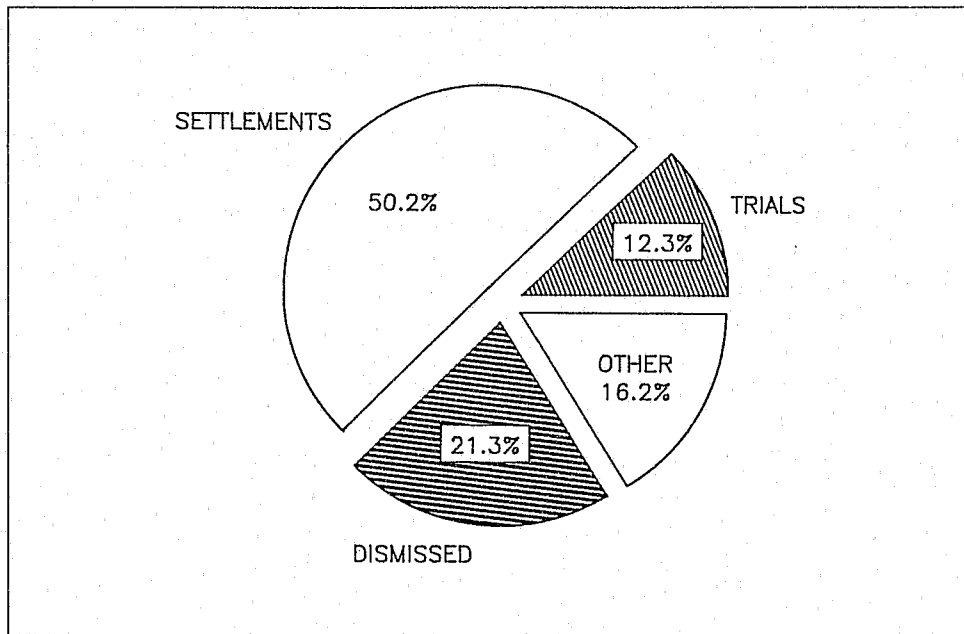
Terminations were up 8% in 1987. Nevertheless, there were 141 more filings during the year than terminations. (See above)

Although Equity matters tend to be among the most complex of all case types, they tend to be terminated faster than other complex civil matters, such as civil (law) and dissolution. The average Equity matter was terminated in 6.3 months in 1987 (192 days), down from about 198 days in 1986. (See below)

### AVERAGE TIME TO TERMINATION - GENERAL EQUITY



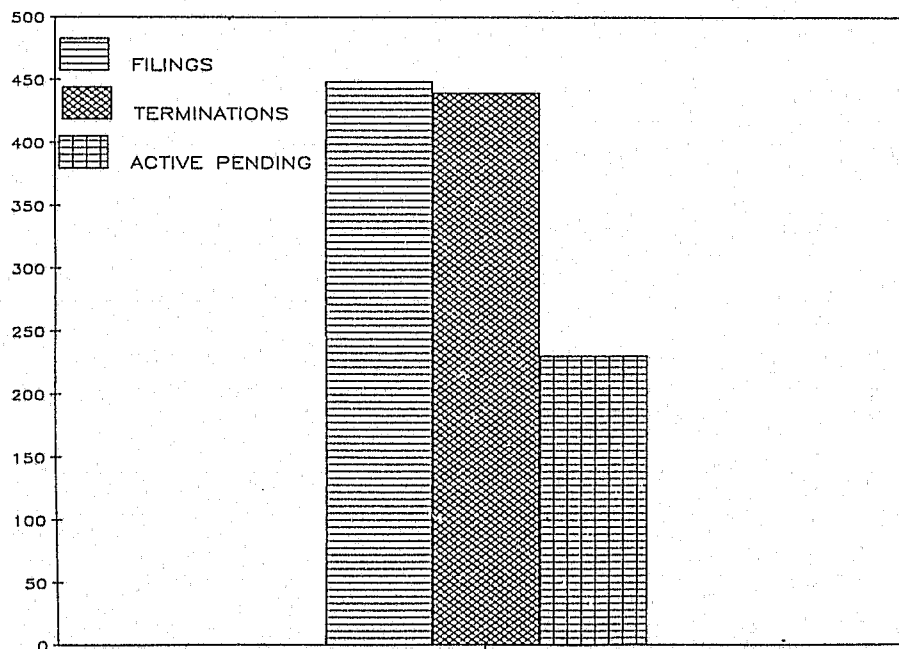
## MANNER OF DISPOSITION - 1987 - GENERAL EQUITY



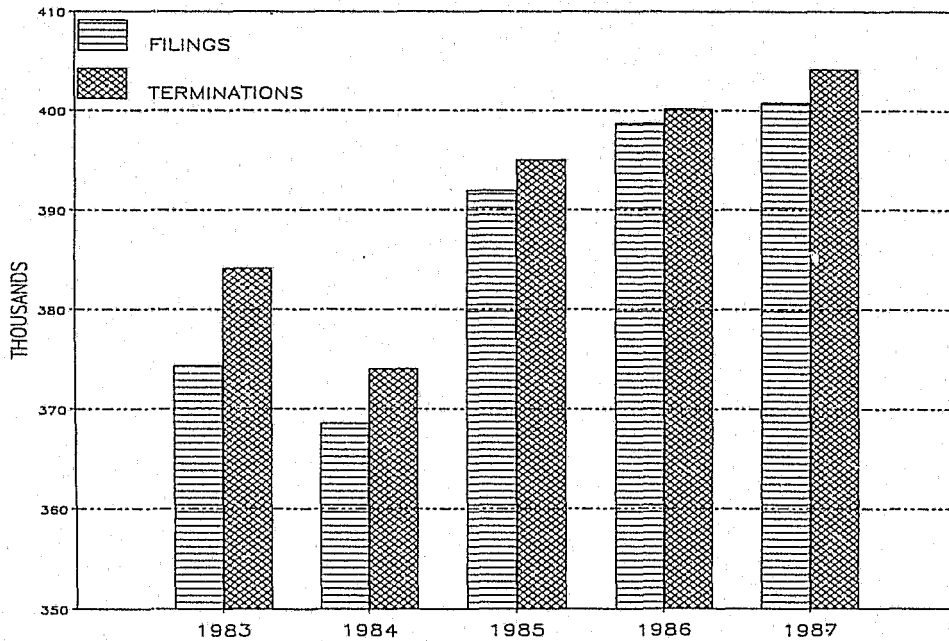
As with civil (law), Equity matters are very likely to result in settlement. One in every two Equity cases was settled in 1987. However, the trial rate for Equity cases (12.3%) is two and one half times the trial rate for civil (law). (See above)

Equity judges averaged about 449 filings, 440 terminations, and 231 active pending cases in 1987. (See below)

## CASELOAD PER JUDGE - GENERAL EQUITY



### FILINGS AND TERMINATIONS - SPECIAL CIVIL

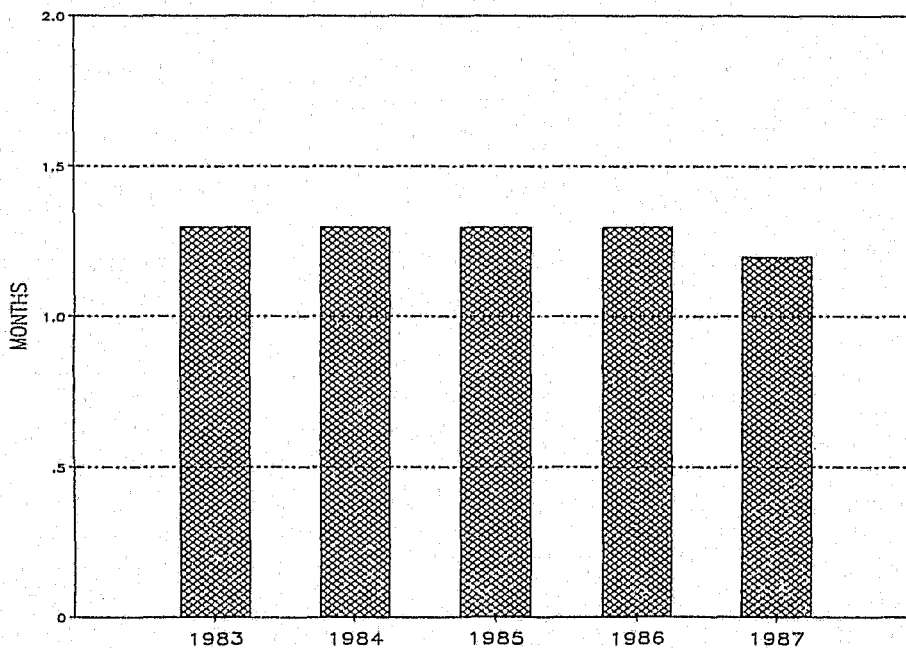


Special civil filings rose by 1% in 1987, a slower pace than in each of the two previous years. Because special civil cases are 50% of all trial court filings, that calendar's rate of growth determines to a great extent what the growth of the entire trial court will be.

Special civil terminations also increased by 1% in 1987, and they exceeded filings by 3,345 cases. The calendar has cleared (terminated more than were filed) during each of the last five years. (See above)

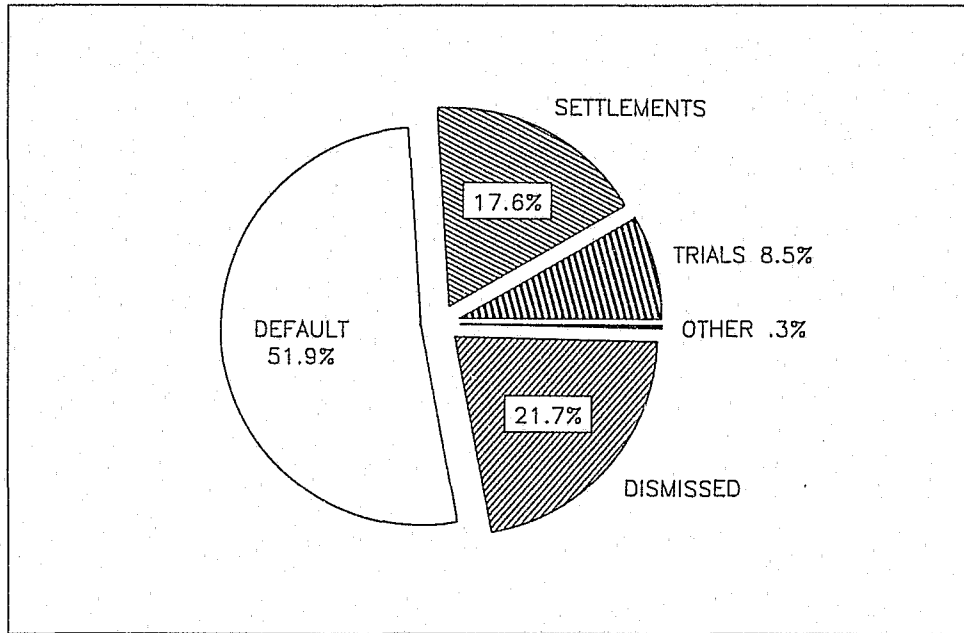
The average special civil case was terminated within about 36.5 days in 1987, down slightly from 39.6 days in 1986. The bulk of those terminations were small claims and landlord/tenant disputes which are often heard within 3 weeks from the date of filing. (See below)

### AVERAGE TIME TO TERMINATION - SPECIAL CIVIL





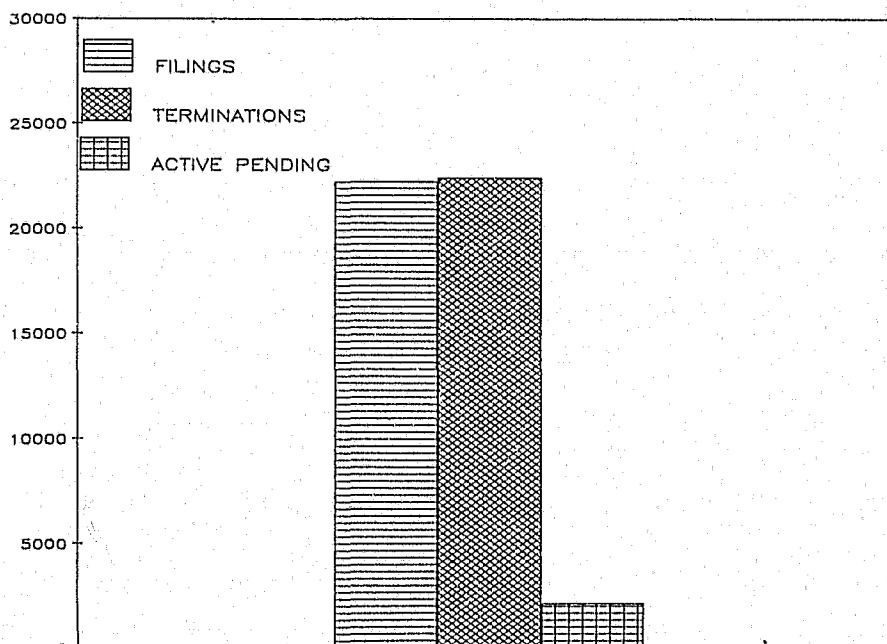
### MANNER OF DISPOSITION - 1987 - SPECIAL CIVIL



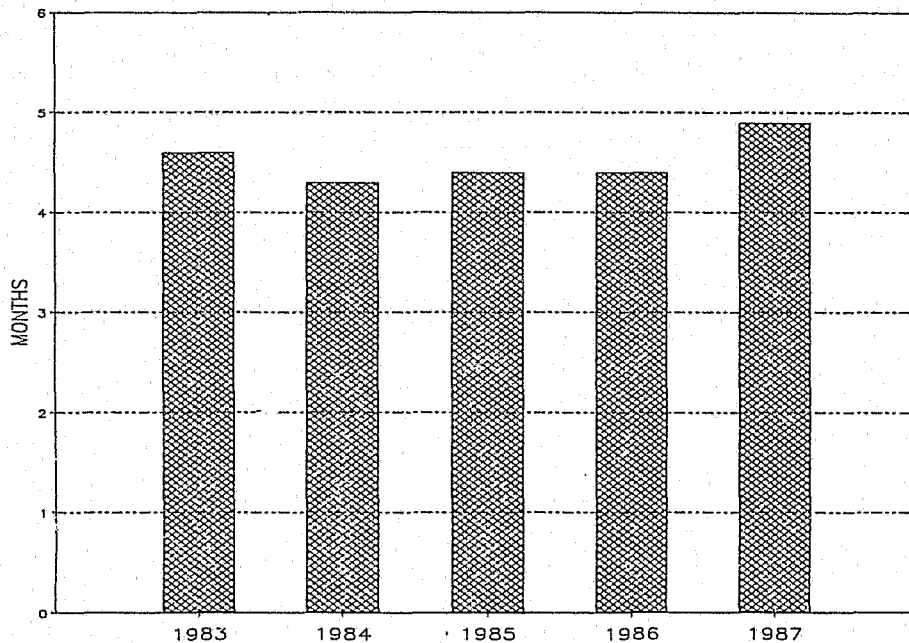
Unlike other types of civil complaints, the settlement rate is relatively low in special civil (17.6% in 1987). A significant reason for that is the relatively high default rate in special civil, which can occur when a defendant is served a summons but fails to file an answer with the court. *(See above)*

Because of the high volume nature of special civil cases, the average caseload per judge in 1987 was 22,271 filings, 22,457 terminations, and 2,162 active pending cases. *(See below)*

### CASELOAD PER JUDGE - SPECIAL CIVIL



### AVERAGE TIME TO TERMINATION - CRIMINAL

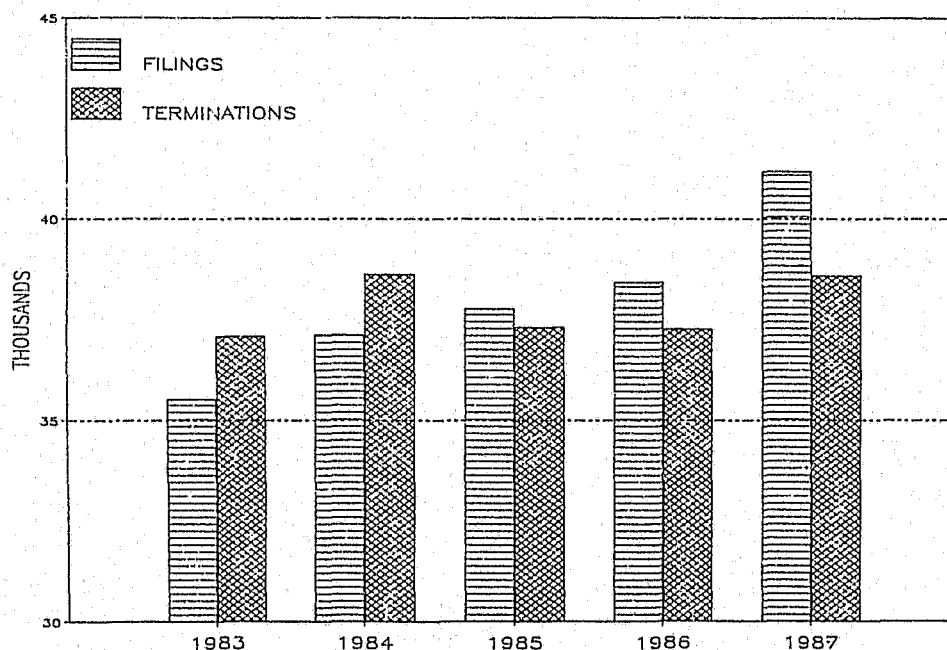


The average time to termination on the criminal calendar (from indictment to termination) was 4.9 months in 1987 (149 days), an increase of about 15 days over the 1986 average. (See above)

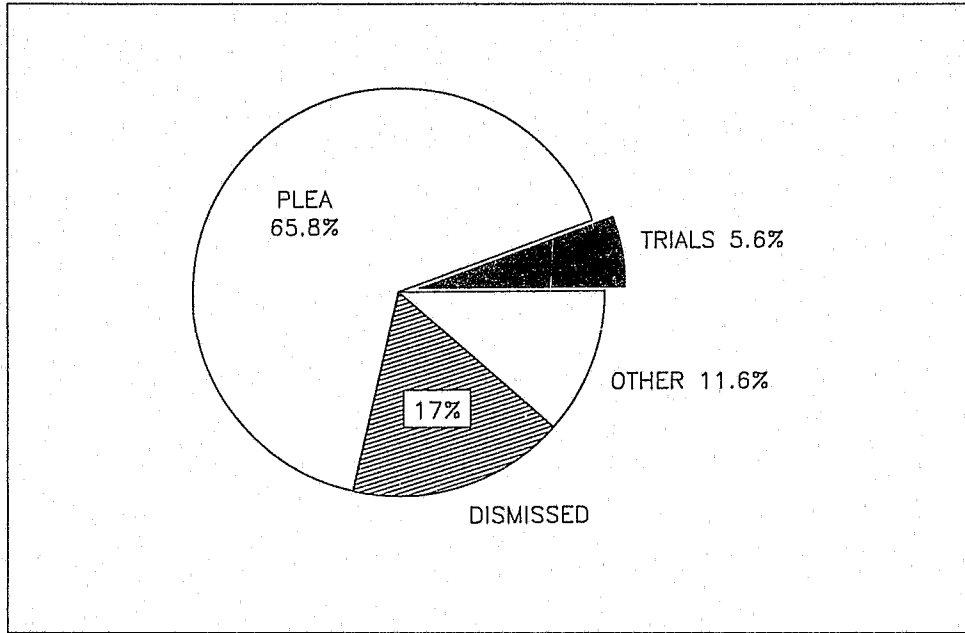
Criminal indictments rose 7% in 1987 following two years of decline. The actual number of indictable complaints filed with the prosecutor also increased in 1987 by 4%.

About half of all indictable complaints are terminated by prosecutors prior to indictment. The 38,600 post-indictment terminations achieved by the courts represented a 4% increase over 1986 post-indictment terminations. There were 2,598 fewer terminations in 1987 than new indictments. (See below)

### FILINGS AND TERMINATIONS - CRIMINAL



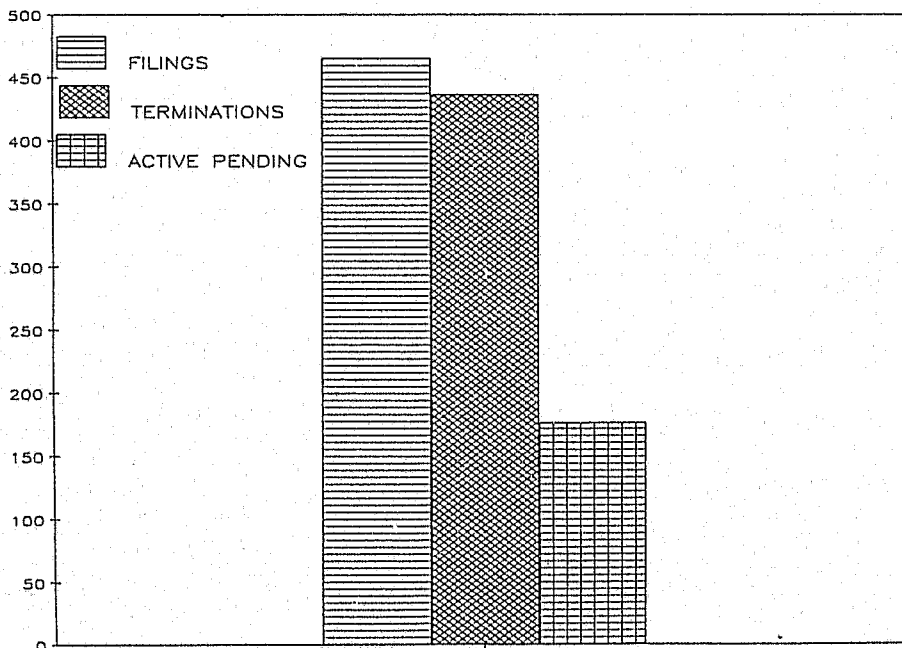
### MANNER OF DISPOSITIONS - 1987 - CRIMINAL



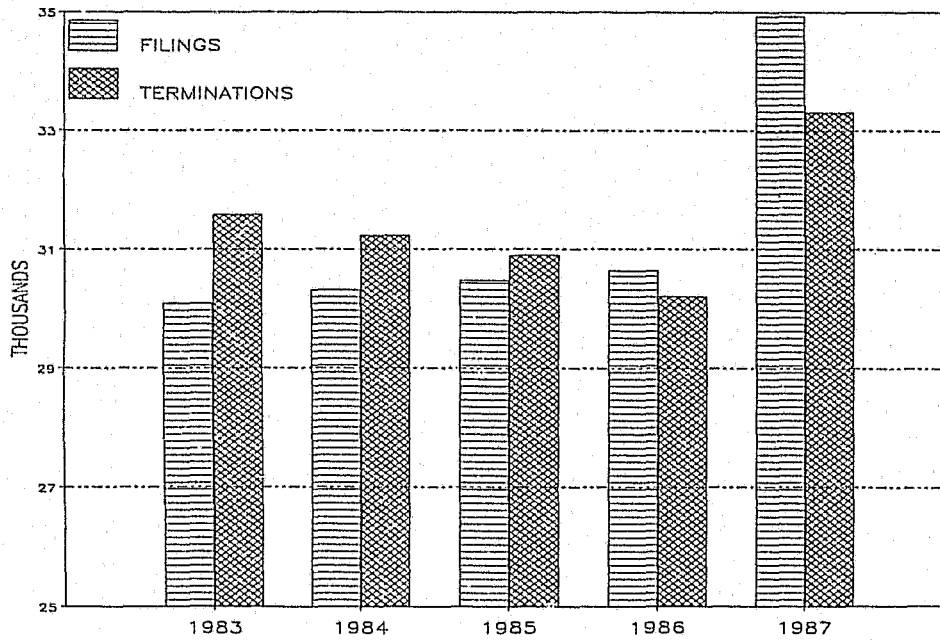
Nearly 66% of all post indictment cases are terminated by way of a guilty plea. Fewer than 6 in every 100 cases actually go to trial. (See above)

There were an average of 466 cases filed, 437 terminated, and 177 actively pending for each judge working the criminal calendar full time in 1987. (See below)

### CASELOAD PER JUDGE - CRIMINAL



### FILINGS AND TERMINATIONS - DISSOLUTION

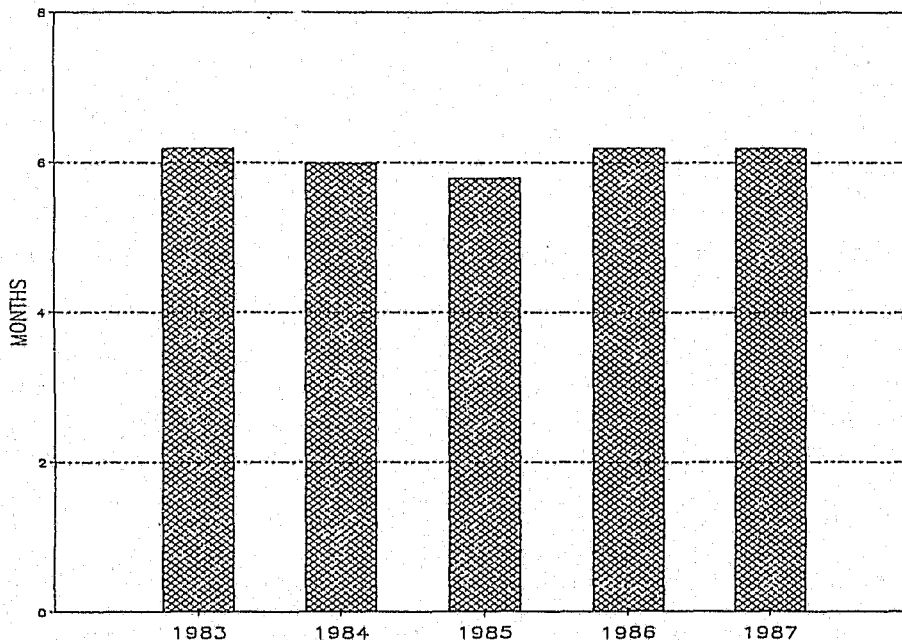


Dissolution filings rose 14% in 1987, however it is not so much a sign of an increasing divorce rate, as it is a change in the way cases are counted. On other calendars, it has long been the practice to count reopened cases. However, not until 1987 was that extended to dissolution. The significant increase in dissolution filings in 1987 followed 4 years of relatively stable growth.

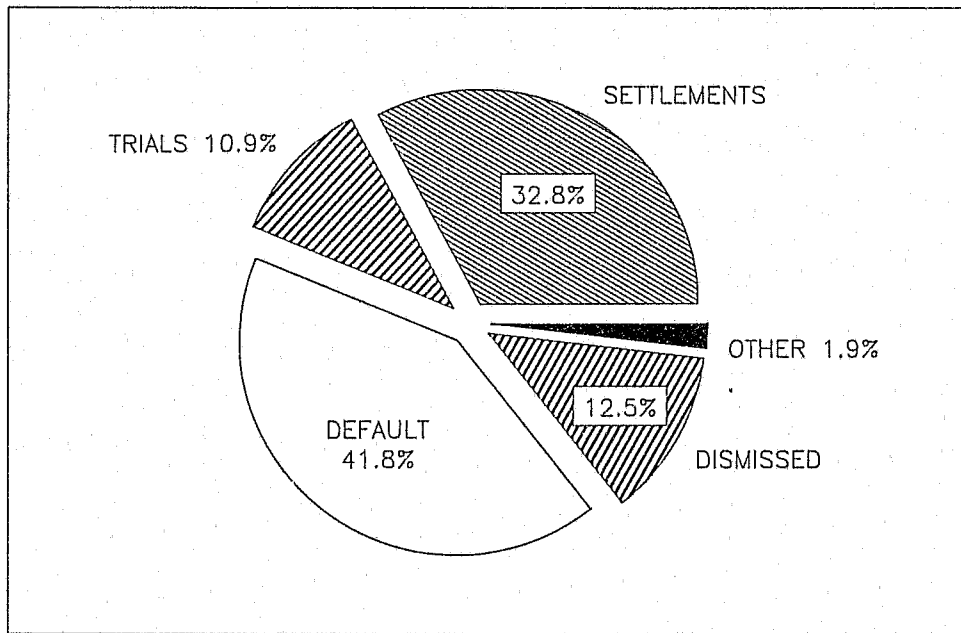
Terminations grew at 10% in 1987, 4% below growth in filings, which in part contributed to 1,619 fewer terminations than filings. (See above)

The average dissolution case was terminated in 6.2 months in 1987 (about 189 days). (See below)

### AVERAGE TIME TO TERMINATION - DISSOLUTION



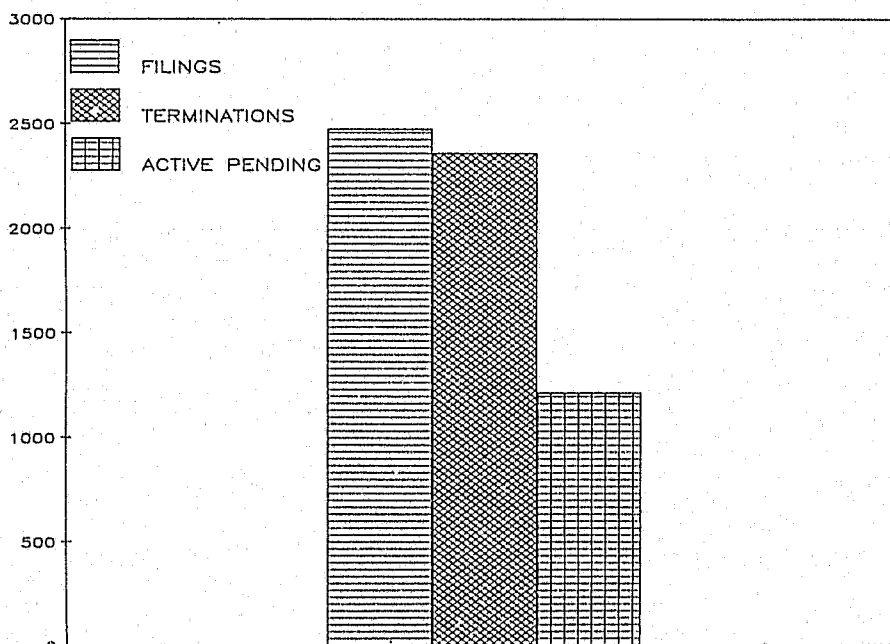
### MANNER OF DISPOSITION - 1987 - DISSOLUTION



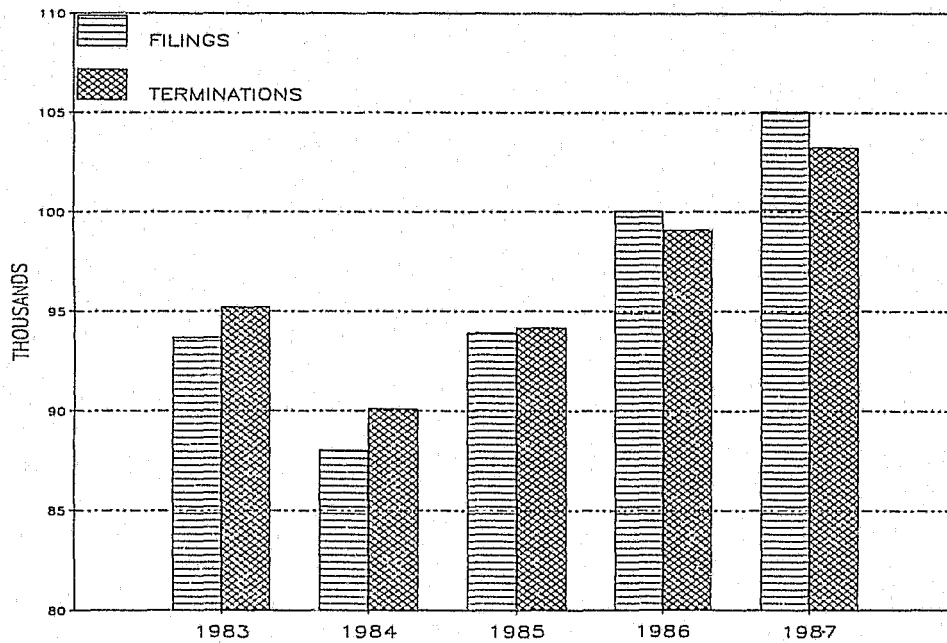
Default terminations are uncontested divorces, while settlements are contested terminations which are resolved prior to trial. Those two types of terminations account for about 75% of all dissolution terminations. *(See above)*

The dissolution caseload per judge in 1987 was 2,478 filings, 2,363 terminations, and 1,218 active pending cases. *(See below)*

### CASELOAD PER JUDGE - DISSOLUTION



### FILINGS AND TERMINATIONS - DELINQUENCY

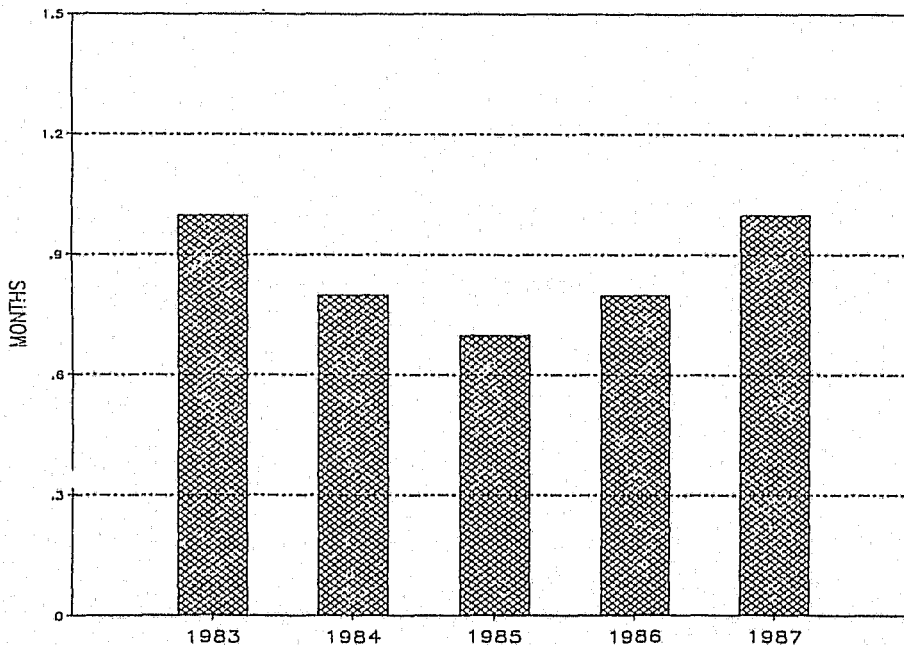


We have seen rather steady growth in the filing of delinquency complaints since 1984. The calendar grew by 5% in 1987.

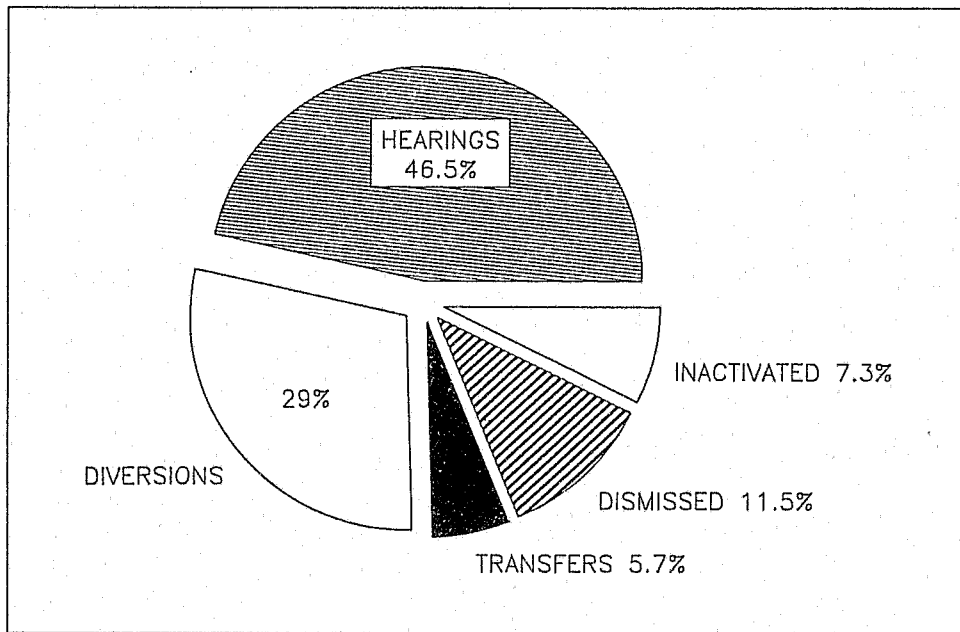
Terminations grew at a slower rate than did filings in 1987 (4%), which contributed to a year-end shortfall of 1,824 cases. (See above)

Average time to termination for delinquency matters rose from .8 of a month in 1986 (24.3 days), to 1 month in 1987 (30.4 days.) (See below)

### AVERAGE TIME TO TERMINATION - DELINQUENCY




## MANNER OF DISPOSITION - 1987 - DELINQUENCY



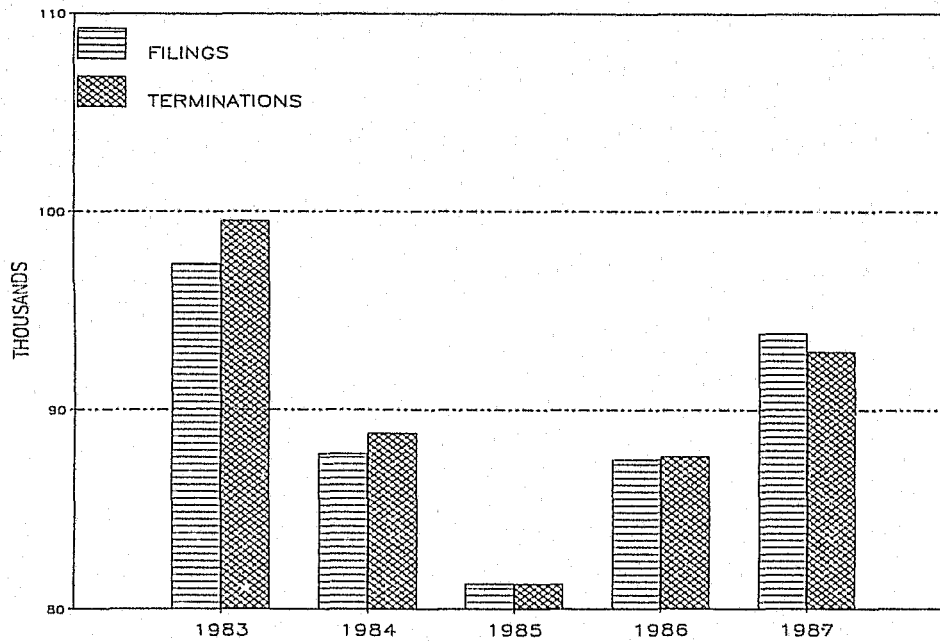
The largest single type of delinquency disposition in 1987, as in previous years, was through a court hearing (46.5%). Because juveniles are normally adjudicated within their county of residence, 5.7% of all juvenile complaints were filed in a county other than that of the juvenile's residence and subsequently transferred to the county of residence. (See above)

On average, judges hearing juvenile matters in 1987 had 7,053 new filings, 6,931 terminations, and 569 active pending cases. (See below)

## CASELOAD PER JUDGE - DELINQUENCY



### FILINGS AND TERMINATIONS - NON-DISSOLUTION

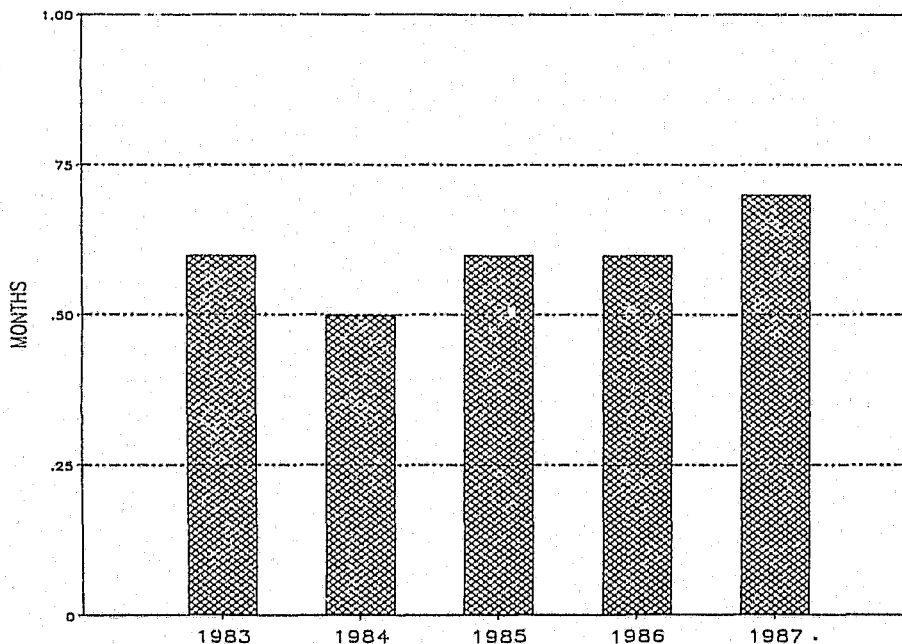


Non-dissolution filings were up 7% in 1987, marking the third consecutive year with an increase. The 93,891 filings nevertheless fell well short of the 97,403 complaints filed in 1983.

Terminations were up just 6%, resulting in a 917 case shortfall for the year. (See above)

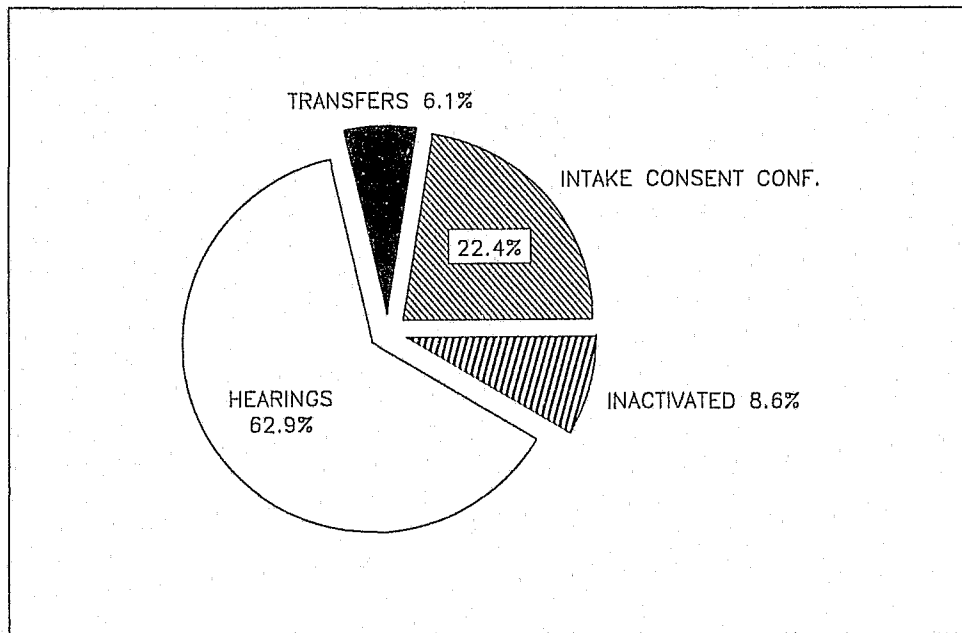
Average time to termination increased slightly in 1987 to about 21 days, up from about 18 days in 1985 and 1986. (See below)

### AVERAGE TIME TO TERMINATION - NON-DISSOLUTION





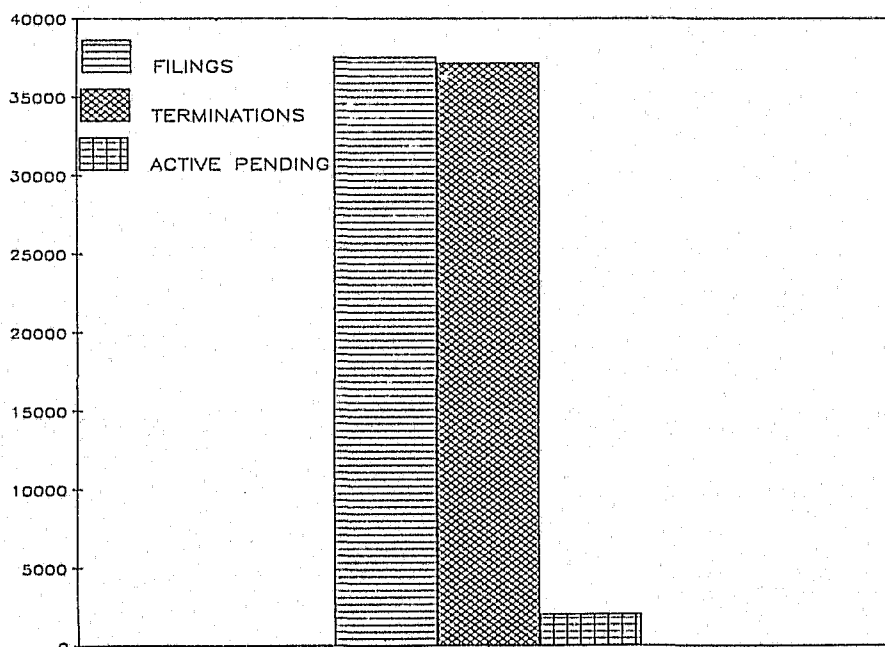
## MANNER OF DISPOSITION - 1987 - NON-DISSOLUTION



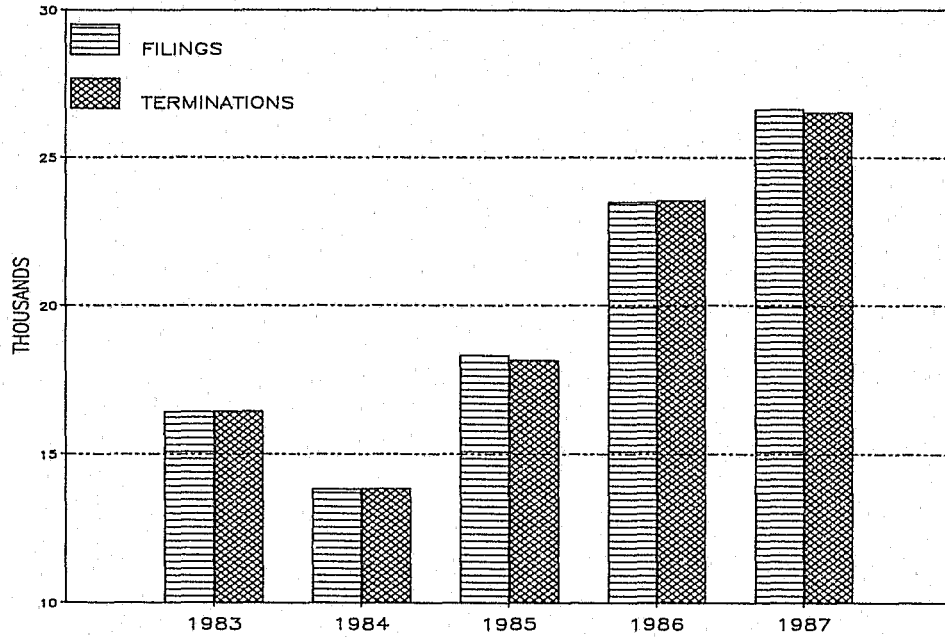
The majority of all non-dissolution matters were concluded through court hearing in 1987, although more than 22% were concluded by intake consent conferences, a non-judicial settlement process designed to lessen the burden on the bench. (See above)

In 1987, the average judge working non-dissolution full time carried 37,556 filings, 37,190 terminations, and 2,074 active pending cases. (See below)

## CASELOAD PER JUDGE - NON-DISSOLUTION



### FILINGS AND TERMINATIONS - DOMESTIC VIOLENCE

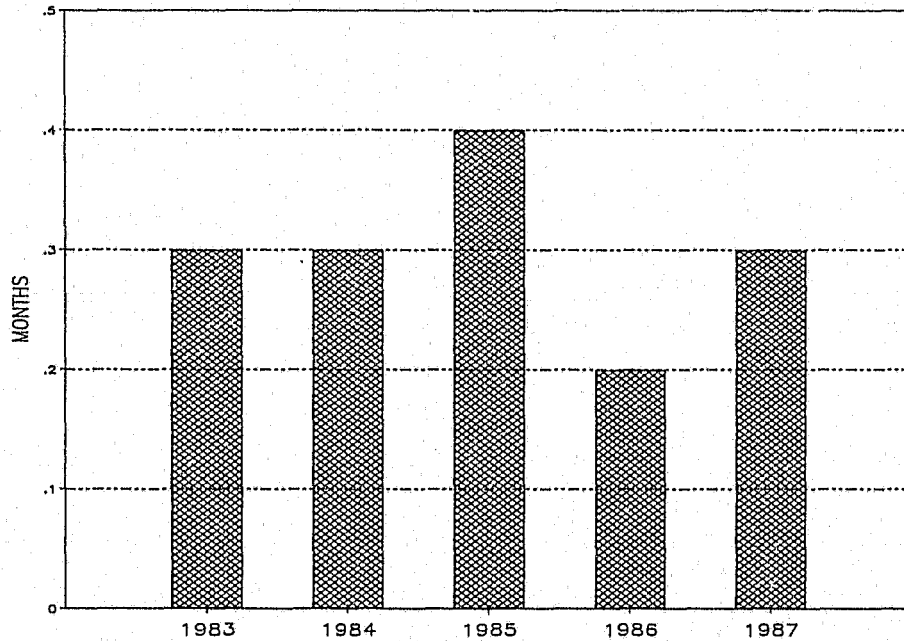


Domestic violence filings continued their 4 year increase in 1987, rising 13% above 1986 filings. They have approximately doubled since 1984.

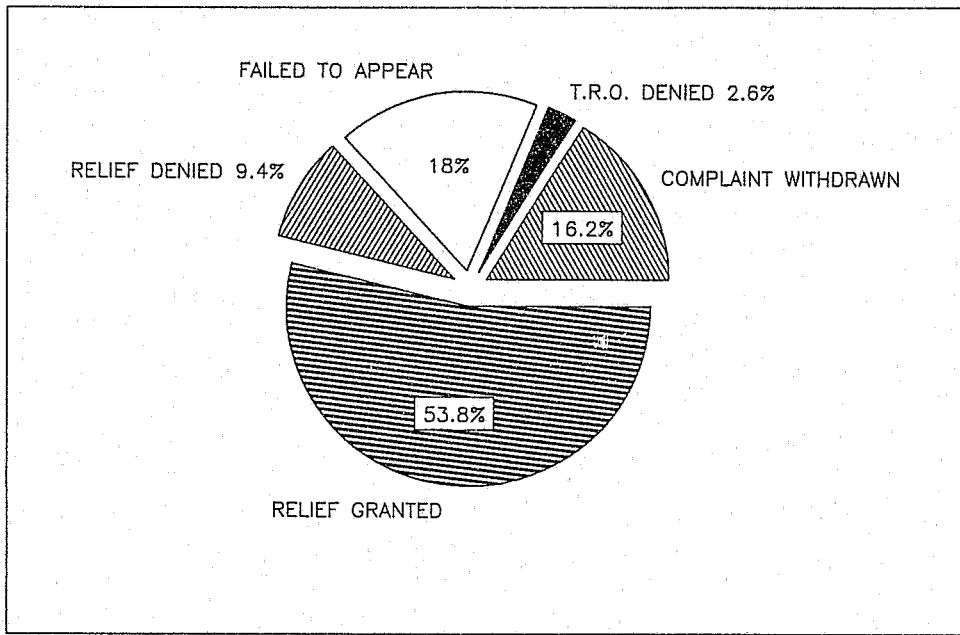
Terminations also increased by 13% in 1987. New Jersey requires that domestic violence cases be concluded by a Superior Court judge within 10 days of the filing of a complaint. (See above)

The average domestic violence case was terminated in 9 days in 1987, up somewhat from the 6 day average in 1986. (See below)

### AVERAGE TIME TO TERMINATION - DOMESTIC VIOLENCE



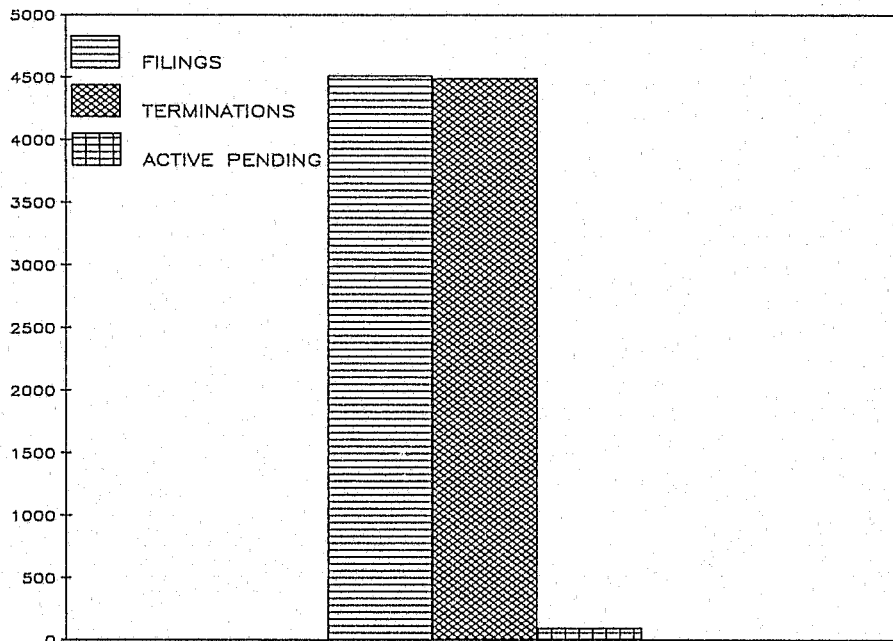
## MANNER OF DISPOSITION - 1987 - DOMESTIC VIOLENCE



Just over half of all domestic violence complaints (53.8%) resulted in relief being granted to the petitioner, while an additional 34.2% were dismissed either because the plaintiff withdrew the complaint or because the plaintiff failed to appear for the Superior court hearing. *(See above)*

Each judge assigned to domestic violence full time had 4,518 filings, 4,498 terminations, and 99 active pending cases. *(See below)*

## CASELOAD PER JUDGE - DOMESTIC VIOLENCE



**THE TAX COURT**

## TAX COURT, 1987

June 30, 1987 ended the Tax Court's eighth year. At its inception in 1979 the court assumed a case inventory exceeding 25,000 cases. In the court's first two years, cases more than two years old approximated 50% of the court's case inventory. At the close of the 1986-87 court year, 9.7% of the cases pending were over two years old.

For the eighth consecutive year, Tax Court judges have cleared the court's calendar. This performance reflects the Tax Court's commitment to prompt disposition of tax cases without sacrificing the quality of justice.

In addition to hearing Tax Court cases, the six judges assigned to the Tax Court are, from time to time, assigned to hear Superior Court cases in which their special expertise can be utilized. In this court year, they heard and disposed of 696 Superior Court cases, many of which were tax or tax-related cases.

### The Court

The Tax Court of New Jersey is a trial court with statewide jurisdiction. The court was established by the Legislature under Art. IV, §1, par. 1 of the New Jersey Constitution, as a court of limited jurisdiction, to hear matters relating to state and local tax assessments. The enabling legislation can be found in *N.J.S.A. 2A:3A-1 et seq.* The court reviews the actions and determinations of assessors and county boards of taxation with respect to local property tax matters, and of all state officials with respect to state taxes.

The Tax Court was established by the Legislature to afford taxpayers a prompt and impartial hearing and disposition of their disputes with governmental taxing agencies by a qualified body of judges. The objectives of the Tax Court are:

1. To provide expeditious, convenient, equitable, effective and inexpensive judicial review of state and local tax assessments.
2. To create a consistent, uniform body of tax law for the guidance of taxpayers and tax administrators, to promote certainty in tax law and its application.
3. To make decisions of the court readily available to taxpayers, tax administrators and tax professionals.
4. To promote the development of a qualified and informed state and local tax bar.

During the first eight years of its existence, the court has been successful in achieving substantially all of these objectives.

### Caseload

At the beginning of the court year the Tax Court had an inventory of 3,437 Tax Court and Superior Court cases. Tax Court cases and miscellaneous tax applications filed and Superior Court cases assigned to Tax Court judges during the court year totaled 4,619, aggregating a total of 8,056. Dispositions totaled 4,687, reducing the inventory to 3,369 cases by the end of the court year.

**FILINGS AND DISPOSITIONS:  
EIGHT YEARS OF PROGRESS**

	<u>1980</u>	<u>1981</u>	<u>1982</u>	<u>1983</u>	<u>1984*</u>	<u>1985</u>	<u>1986</u>	<u>1987</u>
Pending first day	26,000	20,448**	13,227	7,311**	6,299	5,928	4,439	3,437
Filings	6,925	8,343	6,376	8,647	8,633	6,523	5,310	4,619
Total	<u>32,925</u>	<u>28,791</u>	<u>19,603</u>	<u>15,958</u>	<u>14,932</u>	<u>12,451</u>	<u>9,749</u>	<u>8,056</u>
Dispositions	<u>-11,549</u>	<u>-15,564</u>	<u>-12,288</u>	<u>-9,003</u>	<u>-9,004</u>	<u>-8,012</u>	<u>-6,312</u>	<u>-4,687</u>
Pending last day	<u>21,376</u>	<u>13,227</u>	<u>7,315</u>	<u>6,955</u>	<u>5,928</u>	<u>4,439</u>	<u>3,437</u>	<u>3,369</u>

\* Beginning July 1, 1983 the Judiciary changed its court year to end June 30 instead of August 31.

\*\* Adjusted to reflect year-end physical case inventory.

**Caseload By Type**

Over the last several years, local property tax cases have represented 86% to 93% of total filings and state tax cases, 7% to 14% of total filings. In 1987, local property tax cases accounted for 91% of filings; state tax cases, 9%.

**Filings By Fee Category**

Local property tax:

Regular .....	60%
Small claims .....	39%
Other .....	1%

State tax:

State tax (other than homestead tax rebate) .....	37%
Homestead tax rebate .....	54%
Equalization Table .....	9%

As for local property tax cases, 91% were tried to completion and 9% disposed of by settlement, withdrawal, transfer or motion. Of the state tax cases, 28% were tried to completion and 72% disposed of by settlement, withdrawal, transfer or motion.

As of June 30, 1987, there were pending 3,096 local property tax cases, 191 state tax cases and 6 Equalization Table cases.

## Appeals From Tax Court Decisions

During the court year, 49 Tax Court decisions were appealed to the Appellate Division of the Superior Court. Appellate Division denied leave to appeal in three cases and rendered decisions in 59 cases, as follows: Affirmed, 43; affirmed in part and; reversed in part, one; reversed, one; reversed and remanded, one and dismissed, 13.

During the court year, the Supreme Court granted certification in three Tax Court cases, denied certification in 17, granted leave to appeal in three and denied leave to appeal in one Tax Court case. The Supreme Court took the following action with respect to appeals of Tax Court decisions: Affirmed, one; reversed, one, and reversed and remanded one. (The affirmance, in *Amerada Hess Corp. v. Taxation Div. Director*, consisted of 14 cases that were consolidated.)

The Supreme Court rendered decisions in the following Tax Court cases:

1. *Amerada Hess Corp. v. Taxation Div. Director*, 7 N.J. Tax 51 and 275 (Tax Ct. 1984 & 1985), rev'd 208 N.J. Super. 201 (App. Div. 1986), App. Div. rev'd and Tax Court judgment affirmed 107 N.J. 307 (1987) (United States Supreme Court appeal pending in 12 of the 14 cases).

*In calculating net taxable income under the New Jersey corporation business tax, oil companies may not exclude or deduct from income the amount of federal windfall profits tax on domestic crude oil paid to the federal government because the federal windfall profits tax is a tax "on or measured by profits or income" which may not be excluded or deducted under N.J.S.A. 54:10A-4(k) (2) (c).*

2. *Village Supermarkets, Inc. v. West Orange Tp.*, 6 N.J. Tax 481 (Tax Ct. 1984), rev'd & rem'd 206 N.J. Super. 597 (App. Div. 1986), aff'd App. Div. reversal, mod. & rem'd to the Tax Court 106 N.J. 628 (1987).

*Tenant in singly-assessed, multi-tenanted shopping center may contest assessment of entire shopping center provided tenant fairly represents the interests of the owner and gives notice to the owner.*

3. *Ridgewood Boro. v. Bolger Foundation*, 6 N.J. Tax 391 (Tax Ct. 1984), aff'd 202 N.J. Super. 474 (App. Div. 1985), rev'd 104 N.J. 337 (1986).

*Value of property for local property tax assessment purposes is reduced by grant of conservation easement in perpetuity to conservation foundation.*

## The Judges

The Tax Court maintains courtrooms and chambers in Newark, Trenton, Camden and Atlantic City. Tax Court cases originating in Bergen, Passaic, Hudson and Essex Counties are heard by the judges who sit in Newark. Tax Court cases originating in the remaining counties are heard in Trenton, Camden and Atlantic City. For the convenience of taxpayers, Tax Court judges also sit in court houses in Hackensack, New Brunswick, Morristown, Somerville, Freehold, Toms River and Newton.

The current status of tax cases has enabled the court to function satisfactorily with fewer judges. Therefore, Hon. John F. Evers, J.T.C., and Hon. Roger M. Kahn, J.T.C., are temporarily assigned to the Superior Court, and Hon. Peter Pizzuto, J.T.C., who was sworn in as a Tax Court judge April 24, 1987, has been temporarily assigned to the Superior Court Civil Division, Middlesex County.

Each judge's courtroom staff is limited to a single clerk who, in addition to normal courtroom duties, operates the sound recording equipment. The use of a sound recor-

ding system in the Tax Court has proven to be effective and cost efficient. It enables a traveling judge to move easily from one hearing location to another, facilitates the hearing of motions and other matters on the record by telephone to minimize expenses of litigation and for the convenience of attorneys, provides the means for a judge's review of court proceedings in the preparation of written opinions, and permits the prompt preparation of transcripts for appeal purposes.

During the court year the judges met monthly to discuss substantive and procedural developments in the tax field.

Work is proceeding on the development of an individual computerized inventory system for each judge, to enable the judge and his staff to quickly learn the status of each of his open cases, using the data base furnished by the Clerk's Office, and to provide each judge from this data base an index of all published decisions of the Tax Court as well as Supreme Court and Appellate Division decisions relating to Tax Court decisions.

In March 1987 six Tax Court judges joined tax judges from 20 other states, the District of Columbia and one Canadian province at a National Conference of State Tax Judges seminar in Cambridge, Massachusetts.

### The Office Of The Clerk

The Office of the Clerk is the administrative arm of the Tax Court. Its staff provides the support services necessary for efficient trial court operation. The Clerk's Office, for example, accepts papers for filing, assigns cases, prepares calendars and judgments, coordinates transcript preparation and manages the resources needed to support Tax Court judges in four separate locations.

The Office of the Clerk is divided into four major functional units: intake, calendaring, judgment and records management. At various stages of the litigation process, each of these units provides taxpayers, tax attorneys and tax administrators with information about the filing of complaints, opinions of the court, judgments and other information regarding the review of state and local tax assessments. The staff also furnishes court rules, sample forms and pamphlets explaining Tax Court procedures in local property tax and state tax regular and small claims cases.

In August, 1986, Holly C. Bakke, Esquire, resigned as Clerk of the Tax Court to accept a position as Special Deputy Commissioner for Insurance Litigation Practices in the Department of Insurance. Wesley R. LaBar, Esquire, Deputy Clerk of the Appellate Division of the Superior Court, succeeded Ms. Bakke as Clerk in October 1986.

During the 1986-1987 court year the Tax Court Clerk's Office staff focused on the refinement of existing procedures, the development of new computer applications and the training of new personnel. Case and opinion indices were improved, and the case inventory system was expanded. Newly-developed programs included a calendar prototype and electronic inventory transfer. The inventory systems provide information by judge, year and calendar date and facilitate case tracking by focusing on the date of the next scheduled activity.

Long-term automation goals were reviewed in conjunction with the progress made toward the development of the statewide civil computer system. Once implemented, the system will support the staffs of the Tax Court judges and the Clerk's Office. This will permit the exchange and updating of caseflow management information. The system will also enable Tax Court personnel to monitor tax cases that are pending before the Supreme Court and the Appellate Division of the Superior Court.



## Supreme Court Committee On The Tax Court

The Supreme Court Committee on the Tax Court is composed of members of the bench and tax bar as well as representatives of taxpayers' groups, local, county and state tax administrators and others concerned with the administration and review of New Jersey tax laws. The committee meetings held during the court year were well attended, and the discussions were vigorous.

The committee discussed issues relating to the review of state and local tax assessments, including practice before the Tax Court, possible rule amendments, the operation of the court, telephone conferencing, a system of *pro bono* representation for indigent litigants, and procedures with respect to homestead tax rebate applications.

### Standards Of Assessment And Legal Principles Utilized

Local property tax cases generally involve a determination of the value of property for assessment purposes. Value for assessing purposes is fair market value, that is, the price that would be paid by a willing purchaser for all of the rights in the real estate, and accepted by a willing seller, if neither were compelled to buy or sell. The fair market value standard is utilized to achieve the uniformity in assessment that is required by the New Jersey Constitution. The court applies the valuation principles required by statute and the Constitution and determines fair market value by application of such of the three approaches to value as may be presented in evidence and deemed appropriate by the court.

These three approaches are: (1) the market approach, which estimates value based on sales of comparable properties; (2) the cost approach, which estimates value based on construction costs less depreciation of the improvements plus the value of the land, and (3) the income approach, which estimates value based on capitalization of the income stream produced by the property.

Local property tax cases sometimes involve a claim of discrimination. In such cases the court follows the legal principles established by the Supreme Court in *In re Appeals of Kents 2124 Atlantic Ave., Inc.*, 34 N.J. 21 (1961), and *Murnick v. Asbury Park*, 95 N.J. 452 (1984), as well as statutory provisions granting relief from discrimination contained in N.J.S.A. 54:51A-6 (Chapter 123 of the Laws of 1973).

Examples of the standards of assessment and legal principles utilized by the Tax Court during the court year ended June 30, 1987 may be found in the 48 opinions approved for publication in New Jersey Tax Court Reports during the year. These opinions are representative of the tax cases heard during the court year.

The local property tax opinions deal with valuation, discrimination, spot assessing, farmland assessment, added assessments, the Correction of Errors Statute, exemptions and procedural issues. The Tax Court issued a number of significant local property tax opinions. *So. Brunswick Tp. v. Bellemead Dev. Corp.*, 8 N.J. Tax 616 (Tax Ct. 1987), is the first case decided by the entire Tax Court as provided in R. 8:8-6. This case held that cessation of agricultural use on previously-qualifying farmland constitutes a "change in use" sufficient to trigger the imposition of farmland rollback tax. It was important for the full Tax Court to decide this case in order to clarify for rollback tax purposes that nonuse is a change in agricultural use even though the property was not being actively used for another purpose.

*Chevron USA, Inc. v. Perth Amboy*, 9 N.J. Tax\_\_ (Tax Ct. 1987), held constitutional chapter 117 of the laws of 1986 which amended N.J.S.A. 54:4-1 and N.J.S.A. 54:11A-2, establishing new standards for determining whether property is taxable as real or personal property. The New Jersey Supreme Court in *City of Bayonne v. Port Jersey Corp.*, 79 N.J. 367 (1979),

had eliminated the institutional material injury test of *National Lead Co. v. Sayreville Bor.*, 132 N.J. Super. 30, 37 (App. Div. 1975), and limited the distinction between real property and personal property to the question of whether the property could be removed without material physical injury to itself or the real property. The Legislature, in chapter 117, reinstated "ordinary intention" as a test, in addition to "material physical injury." The Tax Court, based on chapter 117, held that the machinery, equipment, process units and storage tanks in Chevron's refinery were taxable as real property. This was also a decision of the entire Tax Court in accordance with R. 8:8-6.

*J.C. Penney Co., Inc. v. Lawrence Tp.*, 8 N.J. Tax 473 (Tax Ct. 1986), and *Hahne & Co. v. Rockaway Tp.*, 8 N.J. Tax 403 (Tax Ct. 1986), are opinions which dealt with the valuation of anchor stores in regional shopping centers. *Quinn v. Jersey City*, 9 N.J. Tax 128 (Tax Ct. 1987), held that a residential property owner was not singled out for selective assessment in violation of constitutional requirements by the assessor's increase of assessment, taking into account the sale price of the subject property, when the assessor increased assessments on approximately 2,000 other properties, some of which had been sold and some of which had not, where there is no proof that the assessment was arbitrarily increased or that the assessment fell outside the corridor for discrimination relief provided under N.J.S.A. 54:51A-6 and the assessor was striving for uniformity of treatment of all properties.

*N.Y. Susquehanna & Western Railway v. Hardyston Tp.*, 8 N.J. Tax 626 (Tax Ct. 1987), held that property in the process of being rehabilitated for a railroad main line was subject to taxation only by the State of New Jersey and thus was exempt from local property taxation as property used for railroad purposes or held for fairly-anticipated railroad purposes. Other exemption cases involved taxability of property owned by a nonprofit organization and leased to an independent profit-making restaurant, *Ironbound Educational and Cultural Center, Inc. v. City of Newark*, 8 N.J. Tax 540 (Tax Ct. 1986); nontaxability of a restaurant on property owned by the New Jersey Highway Authority and leased to the restaurant operator, *N.J. Highway Authority and McDonald's Corp. v. Bloomfield Town*, 8 N.J. Tax 637 (Tax Ct. 1987), and taxability of newly-constructed improvements prior to ownership and use by an exempt organization, *Catholic Relief Services v. So. Brunswick Tp.*, 9 N.J. Tax 25 (Tax Ct. 1987).

State tax cases decided during the court year include those dealing with the corporation business tax, sales and use tax, inheritance tax, insurance premiums tax, gross income tax and homestead rebate. Significant among the corporation business tax opinions is: *Silent Hoist & Crane Co., Inc. v. Taxation Div. Director*, 9 N.J. Tax 178 (Tax Ct. 1987), in which the Tax Court, on remand from the New Jersey Supreme Court, held that the three-factor allocation formula did fairly allocate to New Jersey a New York corporation's income attributable to this State where the principal asset of the taxpayer in this State was substantial real estate.

In the sales and use tax area, *L.B.D. Construction, Inc. v. Taxation Div. Director*, 8 N.J. Tax 338 (Tax Ct. 1986), held that the transfer of a motor vehicle by a sole stockholder to his wholly-owned corporation in exchange for the corporation's assumption of the stockholder's indebtedness meets requisites of "transfer" and "consideration," qualifying the transaction as a retail sale which is taxable measured by the underlying debt liability assumed at the time of transfer. In *Telepages, Inc. v. Taxation Div. Director*, 9 N.J. Tax 30 (Tax Ct. 1987), the court held that sales of printing materials and services by a printer to the publisher of a classified telephone directory are nontaxable sales for resale. However, the resales which occur when the advertisers provide the consideration for the publisher to distribute its directories to consumers "free of charge," are taxable events. *Global Terminal & Container Services, Inc. v. Taxation Div. Director*, 9 N.J. Tax 152 (Tax Ct. 1987), held that charges imposed by a stevedoring company for storage of empty cargo containers

are not exempt transportation charges but that nonreusable chocking materials used to protect cargo inside cargo containers are exempt wrapping supplies. *Futurevision Cable Enterprises, Inc. v. Taxation Div. Director*, 9 N.J. Tax 165 (Tax Ct. 1987), dealt with the taxability of cable television installation charges. *Burger King Corp. v. Taxation Div. Director*, 9 N.J. Tax\_\_\_ (Tax Ct. 1987), held that "buy one, get one free" promotional coupons have no value in the market place, and no sales tax is due on the item "given away." *KSS Transportation Corp. v. Taxation Div. Director*, 9 N.J. Tax\_\_\_ (Tax Ct. 1987), held that aircraft owned by a New Jersey corporation, hangared in New Jersey and used primarily by corporate employees is subject to New Jersey use tax.

Tax Court decisions in *Wolff v. Taxation Div. Director*, 9 N.J. Tax II (Tax Ct. 1986); *Goffredo v. Taxation Div. Director*, 9 N.J. Tax 135 (Tax Ct. 1987), and *Quick v. Taxation Div. Director*, 9 N.J. Tax\_\_\_ (Tax Ct. 1987), dealt with subjectivity to gross income tax and entitlement to homestead rebate based on the definitions of domicile and residence.

### Publication Of Tax Court Opinions

A key objective of the court is to make Tax Court decisions available to taxpayers, the tax bar, tax administrators and other tax professionals. Ready access to these opinions assists in tax planning, tax administration and tax enforcement by improving predictability. Summaries of opinions approved for publication are published in the *New Jersey Law Journal*. "Slip" opinions are produced and made available by the Administrative Office of the Courts. West Publishing Company publishes the opinions in *New Jersey Tax Court Reports* and issues advance sheets prior to publication of these reports.

Volume 8 of *New Jersey Tax Court Reports* was published in the spring of 1987. This volume contains 30 state and local tax opinions, two tax-related Superior Court opinions and ten Appellate Division opinions (deciding appeals from published Tax Court decisions) not published in Superior Court Reports and so published in Tax Court Reports to complete the record. Bound volumes of *New Jersey Tax Court Reports* are published annually.

### Recommendations For Legislative Changes

The system for review of state and local tax disputes appears generally to be functioning satisfactorily. However, the court's experience with taxpayers, tax attorneys and tax administrators has revealed areas where the state and local tax system can be improved. Recommendations for legislative changes were made by the Supreme Court Committee on the Tax Court and appear in the July 16, 1987 issue of the *New Jersey Law Journal*.

## Conclusion

The Legislature and the Supreme Court recognized the importance of a specialized tax tribunal in their creation and development of the Tax Court. The adjustment of judicial assignments and caseloads, due to the elimination of the backlog, has been accomplished during the 1986-1987 court year in a manner which has preserved the state and local tax expertise of the court.

The Tax Court judges, the Clerk of the Court and their respective staffs have served diligently and well throughout the year. The work of the court has been accomplished efficiently while maintaining a high level of quality and productivity. The public has been well served, and the court has substantially assisted in the administration of the tax laws of the State and aided taxpayers and tax practitioners by contributing to the development of a consistent body of tax law for their guidance.

Lawrence L. Lasser,  
Presiding Judge

This report is submitted to the Chief Justice of the Supreme Court of New Jersey and published as part of the Annual Report of the Administrative Director of the Courts pursuant to *N.J.S.A. 2A:3A-24*.

## WORKLOAD SUMMARY

TAX CASES	Local Property Tax	State Tax	Equalization And Related	Total
Pending, 7-1-86	3,107	231	6	3,344
New cases filed	2,915	267	26	3,208
Reinstated & transferred (including remands)	6	1	1	8
<b>Total</b>	<b>6,028</b>	<b>499</b>	<b>33</b>	<b>6,560</b>
Disposed by trial (tried to completion)	277	92	1	370
Disposed without trial (withdrawn, settled or by motion)	2,655	216	26	2,897
Transferred	0	0	0	0
<b>Total</b>	<b>2,932</b>	<b>308</b>	<b>27</b>	<b>3,267</b>
<b>Pending, 6-30-87</b>	<b>3,096</b>	<b>191</b>	<b>6</b>	<b>3,293</b>
Pending by age				
Less than 1 year	2,027	120	5	2,152
1 to 2 years	769	54	0	823
over 2 years	300	17	1	318
<b>OTHER MATTERS</b>	<b>Superior Court</b>	<b>Miscellaneous</b>	<b>Totals</b>	
Pending, 7-1-86	93	0	93	
New cases	679	724	1,403	
Disposed	696	724	1,420	
Pending, 6-30-87	76	0	76	
<b>Total pending, 6-30-87</b>			<b>3,369</b>	

## LOCAL PROPERTY TAX FILINGS BY COUNTY

	Court Year 1985	Court Year 1986	Court Year 1987
Atlantic	157	85	427
Bergen	569	244	303
Burlington	45	71	37
Camden	88	67	68
Cape May	236	85	50
Cumberland	19	10	15
Essex	614	548	283
Gloucester	35	46	48
Hudson	164	205	183
Hunterdon	20	37	38
Mercer	58	42	35
Middlesex	248	335	399
Monmouth	179	110	53
Morris	236	206	187
Ocean	111	59	56
Passaic	183	274	177
Salem	2	2	7
Somerset	65	26	58
Sussex	24	87	28
Union	207	143	448
Warren	18	14	15
<b>Totals</b>	<b>3,278</b>	<b>2,696</b>	<b>2,915</b>

## CHARACTER OF COMPLAINTS

<b>Local Property Tax</b>	
Vacant land.....	496
Residential.....	231
Farmland.....	38
Commercial.....	616
Industrial.....	292
Multi-family.....	278
Property type not stated in complaint.....	964
<b>Total.....</b>	<b>2,915</b>
<b>State Tax</b>	
Corporation Business.....	21
Emergency Transportation and Transportation Benefits.....	1
Estate.....	1
Gross Income.....	17
Homestead Tax Rebate.....	159
Insurance Premiums.....	1
Motor Fuels Sales.....	2
Public Utility Franchise and Public Utility Gross Receipts.....	1
Realty Transfer Fee.....	5
Sales and Use.....	36
Spill Compensation.....	11
Transfer Inheritance.....	11
Unemployment and Disability Compensation.....	1
<b>Total.....</b>	<b>267</b>
<b>Equalization and Related</b>	
County Equalization Table.....	3
Order to Revalue.....	2
Director's Equalization Table (School Aid).....	21
<b>Total.....</b>	<b>26</b>

## COMPLAINTS IN EACH FILING FEE CATEGORY

	<u>Local Property Tax</u>	<u>State Tax</u>	<u>Equalization and Related</u>	<u>Total</u>
Regular	1,753*	89	26	1,868
Small Claims	1,129	19**	0	1,148
Correction of Error and Miscellaneous	33***	0	0	33
<b>Totals</b>	<u>2,915</u>	<u>108</u>	<u>26</u>	<u>3,049</u>

\* 890 direct complaints to the Tax Court.

863 regular complaints (for review of county tax board decisions).

\*\* Does not include 159 homestead tax rebate complaints for which no filing fee is charged.

\*\*\* 28 correction of error.

5 miscellaneous.

## DOLLAR AMOUNTS AT ISSUE

Contested Local Property Tax assessments.....	\$7,224,527,004
Contested State Tax assessments.....	\$24,102,048
Business Personal Property.....	110
Corporation Business.....	5,944,579
Emergency Transportation and Transportation Benefits.....	437
Estate.....	2,505
Gross Income.....	322,841
Homestead Tax Retate.....	**
Insurance Premiums.....	177,000
Motor Fuel Sales.....	32,010
Public Utility Franchise and Public Utility Gross Receipts.....	31,574
Realty Transfer.....	82,243
Sales and Use.....	1,975,390
Spill Compensation.....	15,200,862
Transfer Inheritance.....	331,253
Unemployment and Disability Compensation.....	1,354

\* New Jersey real property tax assessment in 1986 for all taxing districts totaled \$188,024,618,481. The total real property tax assessments contested in complaints filed in the Tax Court during the court year amounted to 3.8% of the total.

\*\* No contested tax figures shown in complaint.

## SUMMARY OF TAX COURT ACTION IN REVIEW OF LOCAL PROPERTY TAX ASSESSMENTS

(1) Tax Year Reviewed	(2) Assessments on Direct Appeal Complaints Reviewed	(3) Assessments Determined by County Tax Board Judgments Reviewed	(4) Total of (2) & (3)	(5) Decrease in Assessments by Tax Court	(6) Increase in Assessments by Tax Court	(7) Assessments Determined by Tax Court
1975	--	13,451,720	13,451,720	4,433,220	--	9,018,500
1976	--	13,451,720	13,451,720	4,222,120	--	9,229,600
1977	--	13,451,720	13,451,720	4,080,320	--	9,371,400
1978	--	14,301,500	14,301,500	3,671,000	--	10,630,500
1979	--	11,805,500	11,805,500	1,102,200	--	10,703,300
1980	--	11,832,100	11,832,100	1,102,200	29,800	10,759,700
1981	18,069,000	12,929,800	30,998,800	2,671,200	60,575	28,388,175
1982	59,782,100	310,400	60,092,500	7,471,800	5,726,654	58,347,354
1983	98,202,067	31,139,183	129,341,250	25,267,030	3,828,305	107,902,525
1984	345,091,576	82,630,627	427,722,203	52,250,218	11,229,595	386,701,580
1985	963,281,748	409,966,913	1,373,248,661	194,546,576	34,803,058	1,213,505,143
1986	2,397,832,533	273,525,268	2,671,357,801	627,942,942	5,083,590	2,048,498,449
1987	1,106,324,523	61,974,110	1,168,298,638	69,258,842	2,111,890	1,101,151,686
1988	28,966,400	1,773,100	30,739,500	3,170,000	2,600	27,572,100
<b>TOTALS</b>	<b>5,017,549,957</b>	<b>952,543,661</b>	<b>5,970,093,613</b>	<b>1,001,189,668</b>	<b>62,876,067</b>	<b>5,031,780,012</b>

**THE MUNICIPAL COURTS**



## MUNICIPAL COURTS

The municipal courts of the State of New Jersey have been created and established by the Legislature pursuant to the New Jersey Constitution by the passage of Chapter 8 of Title 2A. Practice and procedure in the municipal courts are governed generally by Part VII of the New Jersey Court Rules. Part III of the Court Rules has general applicability to the criminal, quasi-criminal and penal actions heard in the municipal courts. *N.J.S.A. 2A:8-1*, permits any municipality or any two or more municipalities entering into an inter-municipal agreement by ordinance to establish a municipal court. In 1987, there were 534 municipal courts in the State, 14 of which were inter-municipal or joint courts serving more than one municipality.

### Judges

The judges are appointed by the mayor, except in joint courts where appointment is by the Governor with the advice and consent of the Senate. Municipal court judges serve for a term of three years and until their successor is appointed and qualified. There is no tenure of office for municipal court judges, nor is there a mandatory retirement age, characteristics which distinguish these judges from all others in the Judiciary.

Very few municipal court judges devote their full time to judicial duties. The vast majority serve part-time and maintain private law practices.

The number of municipal court judges holding office during the 1987 court year was 359, of which one was a non-lawyer. This represents a decrease of 9 in the total number of judges compared to 1986.

### Jurisdiction

The municipal courts are courts of limited jurisdiction. Under *N.J.S.A. 2A:8-21 and 22*, the municipal courts have jurisdiction over motor vehicle and traffic violations, ordinance violations, disorderly and petty disorderly persons offenses, certain Penalty Enforcement Actions (*N.J.S.A. 2A:58-1, et seq.*) such as fish and game violations, specified criminal offenses and probable cause hearings for indictable offenses. The territorial jurisdiction of these courts generally extends to the boundaries of each municipality.

The municipal court caseload contains three separate components: parking violations, traffic violations, and criminal proceedings.

### Administration

The Assignment Judge, as chief judicial officer within each vicinage, has plenary responsibility for the administration of all courts in that vicinage, including the municipal courts. The Supreme Court has established a standing committee on the municipal courts and a committee on municipal court education and, in 1983, formed a task force to study improvements in the municipal courts. Among its many recommendations in 1985 was the establishment of a Municipal Court Services Division within the Administrative Office of the Courts. The Division was organized in January 1986, to develop and implement the policies and programs recommended by the Task Force, as approved by the Supreme Court.

## **COURT YEAR HIGHLIGHTS**

The 1986-87 court year was marked by numerous changes and improvements throughout the municipal court system. Innovations in vicinage administration, case management, computerization and education were particularly significant.

### **Presiding Judges**

With the appointment of presiding judges in the Atlantic, Camden, Mercer and Union vicinages, the Supreme Court established a pilot project designed to field test the concept of a presiding judge to assist the vicinage management teams, and to test 23 other recommendations by the Task Force on the Improvement of Municipal Courts.

The presiding judges assisted in testing management assistance teams, in creating emergency procedures for courts experiencing short-term problems, in establishing community dispute resolution programs and budget reporting systems.

The presiding judges also developed new programs designed to further improve municipal court administration and operations.

### **Computerization**

After two full years of design and testing, the Supreme Court authorized the implementation of the Automated Traffic System (ATS). The system proved to be successful in the five municipalities where it was first tested.

This computer system, which combines a complete traffic case management system with a comprehensive financial package, addresses the two major areas of a municipal court's work. The success of this program is measured both by increased efficiency at the municipal court level and by increased revenues distributed to the state, county and municipalities.

### **Training and Education**

During its first full year of operation, the Municipal Courts Services Division developed or provided significant opportunities for municipal court personnel to improve training.

The Education Committee developed and implemented an educational program for judges and court clerks. The Division, in cooperation with the Education Committee, improved and conducted a two-day orientation seminar for new judges.

Through the use of Highway Safety grant moneys, the Division conducted a one week "train-the-trainers" program to educate all municipal court judges on the problems and treatment of defendants with alcohol and drug dependency.

The Division began an intensive two-day orientation seminar for new municipal court clerks. In cooperation with the Education Committee, the Division also expanded the clerks' training programs from five to six days.

### **Parking**

Municipal courts began to implement a new parking statute that, among other things, allows the courts to order suspension of a defendant's driving privileges for failure to respond to a parking ticket. More than 1,000 persons have been suspended under this new statute.

The Newark Municipal Court tested a program that conserves court resources while providing a more efficient method for defendants to pay parking tickets. Through the use of a "mailer" attached to the ticket, defendants are encouraged to make payments directly to a local bank for processing, rather than to the municipal court. The success has been dramatic, and projected annually, Newark revenue could increase in excess of \$1 million.

## Caseload

The caseload of the State's 534 Municipal Courts, has continued its steady growth--especially in the traffic area.

	Total Caseload		
	1985	1986	1987(*)
Filings	5,349,158	5,571,164	5,933,689
Terminations	4,639,873	4,721,176	5,276,854

Court year 1986-1987 showed a record number of filings and terminations. During this court year, a total of 5.9 million charges were lodged against defendants, of which, more than 5.2 million were disposed. (*N.B.: The method of counting, criminal case filings and terminations was changed this year. Please refer to footnote.*)

By far, the largest amount of work processed by our Municipal Courts is in the traffic area.

	Total Traffic Caseload			
	1985	1986	1987	% Change (1985-1987)
Filings	4,928,075	5,137,770	5,348,439	8.5%
Terminations	4,223,377	4,307,995	4,722,291	11.8%

## Traffic

At the conclusion of this court year, our Municipal Courts experienced an 8.5% increase in the number of traffic matters filed bringing the total number of cases to 5.3 million. The number of dispositions also increased to 4.7 million. Although not clearing the calendar, our Municipal Courts are currently disposing of 88% of all traffic filings.

	Total Parking Caseload			
	1985	1986	1987	% Change (1985-1987)
Filings	3,345,577	3,514,758	3,513,237	5%
Terminations	2,659,448	2,697,868	2,896,942	9%

Of all traffic matters filed in the courts, parking violations account for approximately 64% of the entire traffic inventory. Last court year, more than 3.5 million parking tickets were issued of which, almost 2.9 million were disposed of in the Municipal Courts. Moving violations make up the remainder of the traffic inventory (more than 1.8 million) and came the closest (99%) to clearing the calendar. Of the more than 1.83 million moving violations filed, all but 9,853 were disposed.

#### Moving Violations Caseload (Exclusive of DWI)

	1985	1986	1987	% Change (1985-1987)
Filings	1,545,507	1,586,105	1,793,640	16%
Terminations	1,523,033	1,573,812	1,785,076	17%

#### DWI

A subcategory of moving violations is tickets filed against defendants charged with driving under the influence. The adjudication of DWI matters has been a high priority of our Municipal Courts since July 1984.

In July 1984, Chief Justice Robert N. Wilentz initiated the DWI Backlog Reduction Program aimed at reducing the number of backlogged DWI cases in the municipal courts. As of May 1, 1984, there were approximately 11,000 active DWI cases pending of which over 6,300 were more than 60 days old.

To reduce this inventory, Chief Justice Wilentz established a 60-day arrest-to-disposition goal on all DWI matters. To assist the municipal courts in meeting that goal, the Administrative Office of the Courts obtained a Federal Highway Safety Grant designed to pay for half the cost of a special DWI court session. Additional financial assistance was also made available through *N.J.S. 24:2B-35*. This statute provides for an annual distribution of monies to municipalities that have experienced increases in DWI filings. The result of the emphasis placed on DWI matters and the State funding for special court sessions provided the municipal courts with the financial means to attack the backlog problem. The success of this is borne out by the statistics.

#### Total DWI Filings

	1985	1986	1987	% Change (1985-1987)
Filings	36,991	36,907	41,462	12%
Terminations	40,892	36,315	40,273	-2%

As of the end of June 1987, there were 8,830 open active DWI cases pending of which only 3,750 were in the 60 days or older category, a dramatic decline from the 1985 numbers. This decrease was accomplished during a period of increased enforcement. During court year 1987, more than 41,462 defendants were charged with driving under the influence as compared to 36,991 in 1985.

### Criminal

The Municipal Courts are also required to process defendants charged with criminal charges. During this past court year, a total of 585,250 charges were referred to the municipal courts for adjudication. Of that number, 554,463 were either referred to the County Prosecutors or adjudicated by the Municipal Courts.

#### Total Criminal Caseload (\*)

	Unit of Count = Defendants		Unit of Count = Charges
	1985	1986	1987
Filings	421,083	433,394	585,250
Terminations	416,496	413,181	554,463

The criminal caseload may be divided into three case types: basic indictable complaints which are usually referred immediately to the County Prosecutor, and disorderly persons/petty disorderly persons offenses which are cognizable in the Municipal Courts. During the court year, there were in excess of 308,000 charges filed in the court, of which 287,000 were disposed.

#### Total Indictable Caseload (\*)

	Unit of Count = Defendants		Unit of Count = Charges
	1985	1986	1987
Filings	83,469	90,023	148,513
Terminations	82,396	87,383	148,549

**Total DP/DDP Caseload (\*)**

	<u>Unit of Count = Defendants</u>		<u>Unit of Count = Charges</u>	
	<u>1985</u>	<u>1986</u>	<u>1987</u>	
Filings	227,606	233,128	308,941	
Terminations	235,963	228,589	287,083	

The third type of "criminal matters" relate to those defendants charged with violations of Borough ordinances, Fish and Game and Navigation violations and a host of other miscellaneous offenses. During this court year, there were more than 127,000 charges filed against defendants in the Municipal Courts. The courts disposed of almost 119,000 of these.

**Total All Other Caseloads (\*, \*\*)**

	<u>Unit of Count = Defendants</u>		<u>Unit of Count = Charges</u>	
	<u>1985</u>	<u>1986</u>	<u>1987</u>	
Filings	110,008	110,243	127,796	
Terminations	98,137	97,209	118,931	

**Revenues**

From a financial perspective, the Municipal Courts process a significant amount of money. During the past court year, the Municipal Courts collected and disbursed more than \$192 million. The vast majority of these monies were disbursed to State, County, or Municipal Agencies. For example, the Violent Crimes Compensation Board received \$1.9 million, the State of New Jersey (DMV) \$22.5 million, the 21 counties \$28.6 million, and more than \$88.9 million went to the municipalities.

The court also disbursed an additional \$50 million to other governmental agencies and individuals bringing the grand total of monies disbursed by the court to \$192,187.660.

## Disbursements

	1986	1987
VCCB	\$ 1,770,040	\$ 1,908,321
DMV	20,601,874	22,564,259
County	34,565,337	28,635,664
Municipality	79,551,217	88,980,109
	\$136,488,468	\$142,088,353
other distributions (***)	30,793,471	50,099,307
	\$167,281,939	\$192,187,660

---

\* *Effective with court year 1986-1987, there was a change in the unit of count from "defendants" to "charges." Although not affecting the statistics presented on traffic matters, this change does affect the statistics on all criminal matters. Total caseload information is therefore presented with this caveat and no comparisons between prior year and current year should be made.*

\*\* *ALL OTHER is defined as violations of: local ordinances, violations of Fish and Game, Navigation, Weights and Measures, and any other matter cognizable in the municipal court not covered in the Indictable or Disorderly/Petty Disorderly Persons columns.*

\*\*\* *OTHER DISBURSEMENTS is defined as monies disbursed as a result on Fish and Game, Weights and Measures, Navigation violations and monies disbursed for restitution, transcripts, bank fees and bail returns.*

**PROBATION**



## **PROBATION HIGHLIGHTS**

Probation was streamlined during the 1986-87 court year to focus more impact on supervising adult and juvenile probationers and to enforce child support orders. This effort led to expanded field services designed to assist probationers, protect the community and reduce the need for publicly financed support for families in need.

### **Juvenile Supervision**

The integral and expanding relationship between probation and the community was a major focus of juvenile supervision. Historically, probation began as a neighborhood-generated response to local problems. Probation has been directed to develop greater linkage with the community that will assist in ameliorating the problems encountered by delinquent youth.

Project CARE is an innovative concept in probation supervision that inaugurates a judicial/community partnership in which teams of volunteers supervise probationers. Operational on a pilot basis in Camden, Essex, Middlesex and Monmouth counties, Project CARE includes 50 volunteers in seven community teams working with 37 probationers.

In keeping with the emphasis on the importance of community resources in rehabilitating juvenile probationers, caseload assignments also are moving toward greater regionalization.

Probation departments also have increased community involvement through participation in county and municipal Youth Services Commissions, Human Service Advisory Councils and other local bodies.

### **Intensive Supervision Program (ISP)**

The court year marked the release of the 1,000th person into the Intensive Supervision Program (ISP), which was established in 1983 to provide punishment through controlled community supervision. There were 412 persons under supervision at the end of the year.

Preliminary findings of an independent evaluation of ISP by Rutgers University note that the program has accomplished all of its goals and objectives and established itself as a true form of intermediate punishment, as well as being cost effective.

### **Community Service**

Community service programs reached a major milestone as total statewide enrollment topped 20,000 persons.

Community service began to assist counties and municipalities with implementation of the recently enacted mandatory recycling laws. Services will range from paper drives and curbside pickup to leaf composting and construction of a depot facility.

Several innovations emerged from local community service programs, including Ocean County's development of Jobs for Support, a very successful approach to child support; habitual non-payers are sentenced to perform community service until they find a job and begin to pay support.

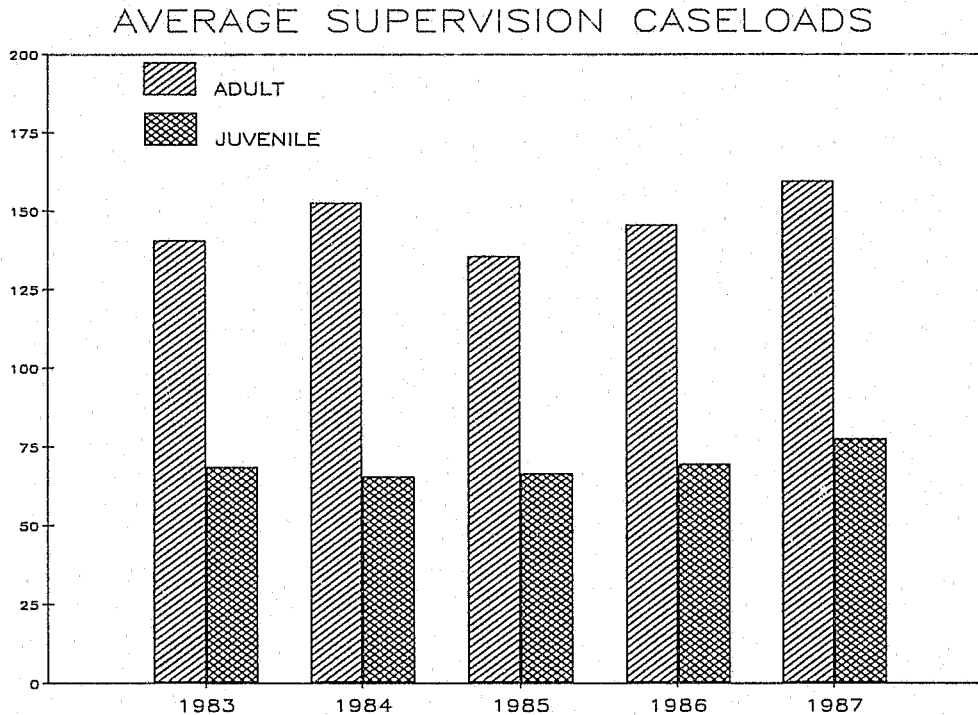
### **Child Support Enforcement**

According to the 10th Annual Report to Congress, New Jersey continues to be a national leader in child support enforcement. The State ranked fourth in collections, although it ranked seventh in caseload.

New Jersey implemented its Automated Child Support Enforcement System (ACSES), beginning pilot operations in Burlington County. The new computer system will provide full financial and case processing services, more effective case management and a coordinated effort between the many agencies in the program, resulting in still further improvements in collections.

## Average Supervision Caseloads

The caseloads of probation officers providing supervision are illustrated below. The adult probation caseload averaged 160 per probation officer, resuming an upward trend after a decline in 1985. Juvenile caseloads grew to 78 per probation officer, continuing a pattern of year-to-year growth since 1982-83.



## Community Service

Community service has continued the trend of spectacular growth which has characterized the program since its inception in 1982. The program has grown eight-fold in just five years, with more than 21,128 participants currently enrolled.

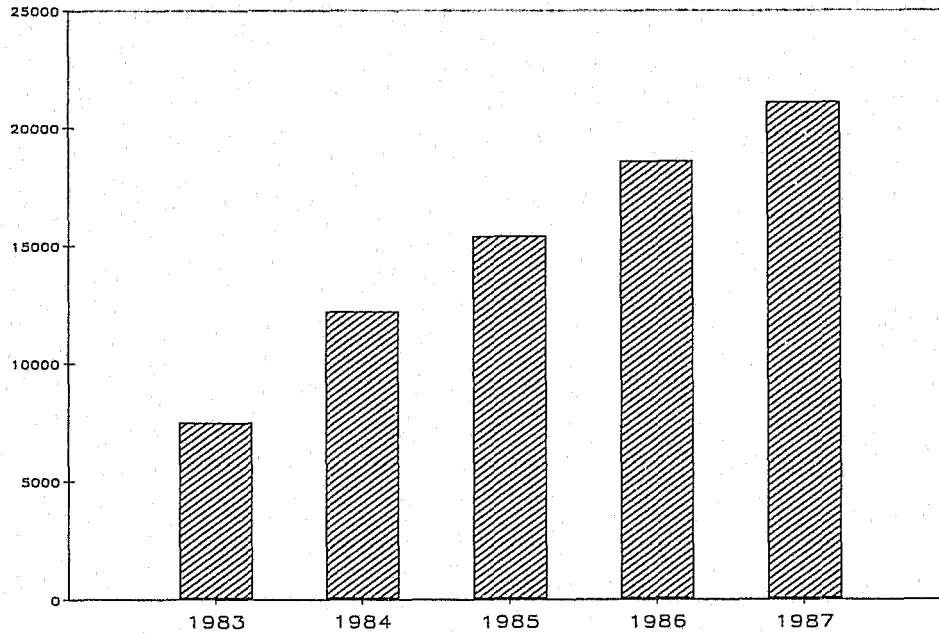
During 1987, over 1.3 million hours of service were performed by participants in community service, a 4.1% increase over the previous year.

### Community Service

	1987	1986	Change
Persons Enrolled	21,128	18,606	13.6%
Hours Performed	1,321,181	1,269,772	4.1%

Value of Service in 1987: \$4,624,134 (at \$3.50 per hour.)

## PERSONS ENROLLED IN COMMUNITY SERVICE PROGRAMS

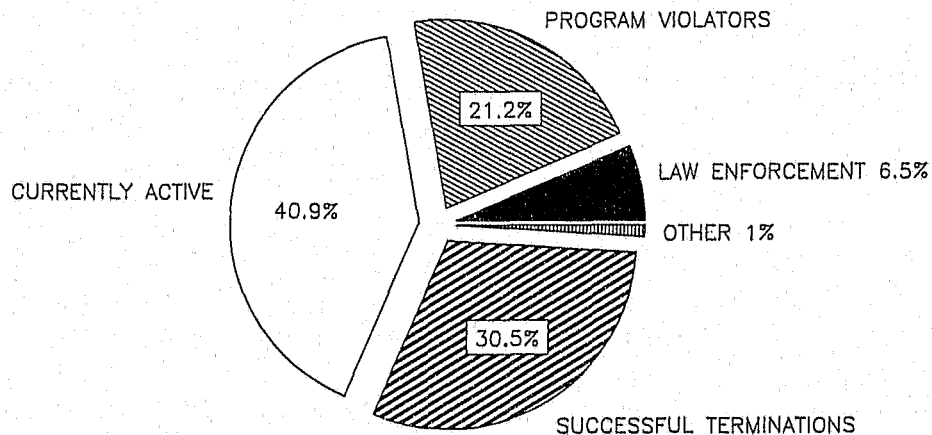


### Intensive Supervision Program

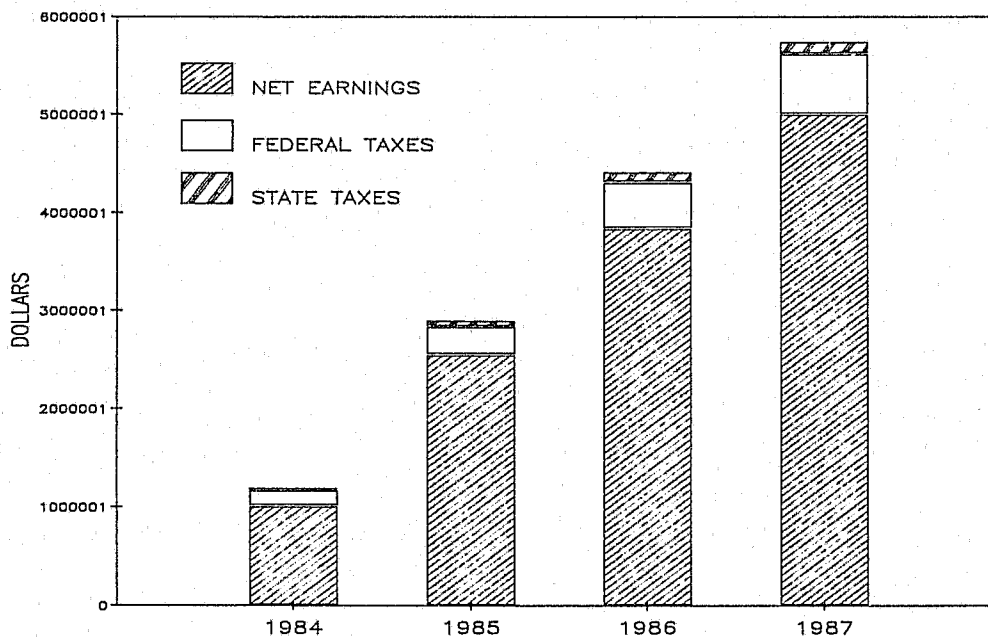
The Intensive Supervision Program (ISP) continues to prove its effectiveness at supervising offenders released from prison. The figure below shows the outcome of supervision for all participants at the end of 1987. About one-quarter of those admitted into the program were returned to incarceration, but most of those returned had only programmatic violations rather than a new arrest. Only 7% of the persons admitted into the program were arrested or detained by a law enforcement officer.

ISP participants also contribute to the community upon release from custody. In 1987, over 5.2 million dollars in earnings, and state and local taxes were generated by ISP participants.

### INTENSIVE SUPERVISION PROGRAM 1987 COURT YEAR CLIENT STATUS



## INTENSIVE SUPERVISION TOTAL PARTICIPANT EARNINGS AND TAXES



### Collections By Probation Departments

County probation departments collect money for a variety of financial sanctions imposed by the courts. Over 11 million dollars in fines, restitution, Violent Crimes Compensation Board and other penalties were collected by probation in 1987.

#### Collections

	1987	1986	Change
Fines	4,497,264	4,998,414	10.0%
Restitution	5,398,406	4,925,557	9.6%
VCCB	916,765	836,401	9.6%
Other	965,280	1,029,390	6.2%

### Collections By Hearing Officers

At Hearing	1,795,028
Pre-Hearing	663,914
Judgments	8,451,325

## Supervision Profile

Probation supervision caseloads continued their growth in both adult and juvenile areas. The total caseload grew by 5.2%, a slightly slower rate of growth as compared with the previous year. The adult caseload grew by 9.7% and the juvenile increased by 13.6%.

The outcome of supervision showed an increase in the percentage of successful terminations for juveniles, but a decrease in successful termination percentage for adults.

### Supervision Profile\*

	<u>Persons Supervised</u>	<u>Successful Outcome</u>	<u>Unsuccessful Outcome</u>
Adults			
1985	46,604	25,473	3,486
1986	49,695	17,830	3,973
1987	51,807	18,006	4,741
Juveniles			
1985	8,449	6,895	782
1986	9,089	5,433	890
1987	10,328	5,112	796

*\*Includes Superior and Municipal Courts.*

## Child Support Enforcement Caseload

The caseload of the probation child support enforcement program continued its rapid growth in 1986. Public assistance cases (AFDC) reached 118,457 and non-AFDC cases totaled more than 117,300, for a total of 235,757 child support enforcement cases.

## Innovative Collection Techniques

Probation departments are making use of all of the latest mechanisms for collections. One of the most often utilized is the income withholding. Use of this tool has more than quadrupled in three years.

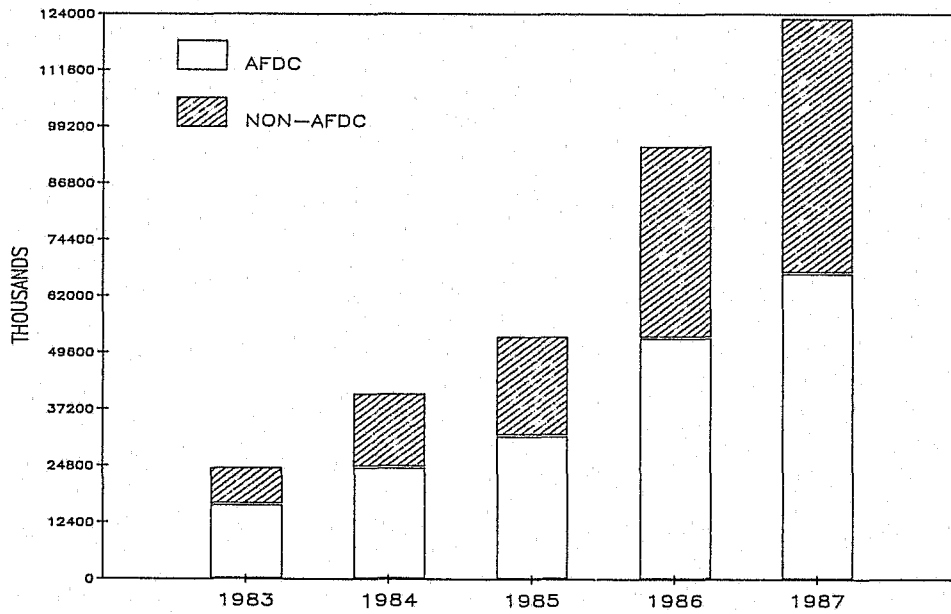
Tax offset programs have generated more than \$17.5 million from federal and state tax returns of delinquent child support payors.

Despite these new and innovative means for collection, the vast majority of collections (55%) is the result of enforcement efforts of probation staff.

## Child Support Hearing Officers

The 1987 court year marked the first full year of operation of the Child Support Hearing Officer program. This program provides additional resources for establishment and enforcement hearings in child support enforcement. Hearing Officers were responsible for more than \$2.11 million in collections and the issuance of more than \$5 million on judgments.

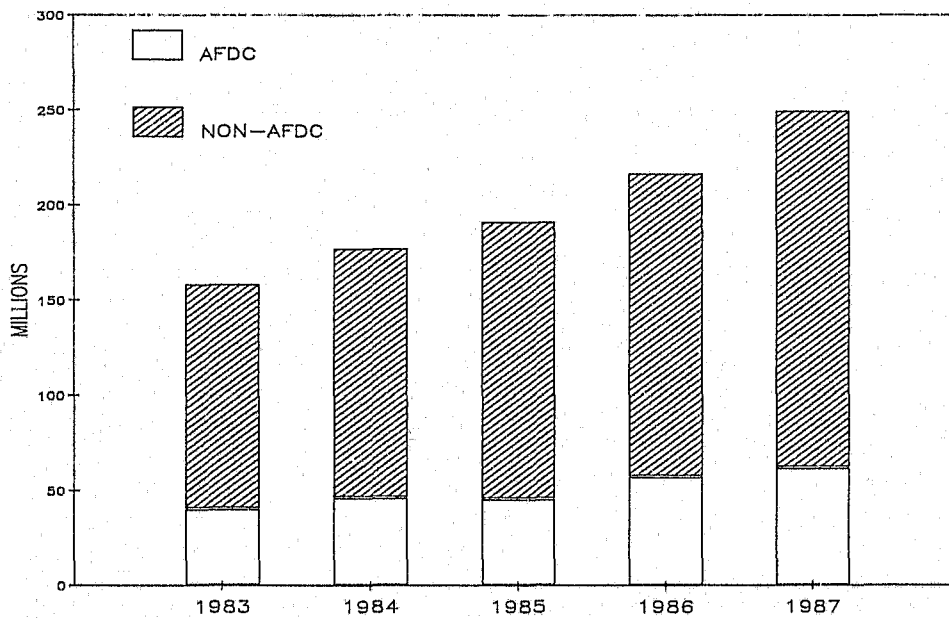
## CHILD SUPPORT ENFORCEMENT SERVICES INCOME WITHHOLDINGS



### Child Support Collections

Along with the phenomenal growth in the number of cases, probation has significantly increased the dollars collected for child support. \$249,993,349 was collected in 1987, \$62,162,327 for AFDC cases and \$187,831,022 for non-AFDC cases.

## CHILD SUPPORT ENFORCEMENT SERVICES COLLECTIONS



**THE VICINAGES**

# VICINAGE #1

## • ATLANTIC AND CAPE MAY COUNTIES

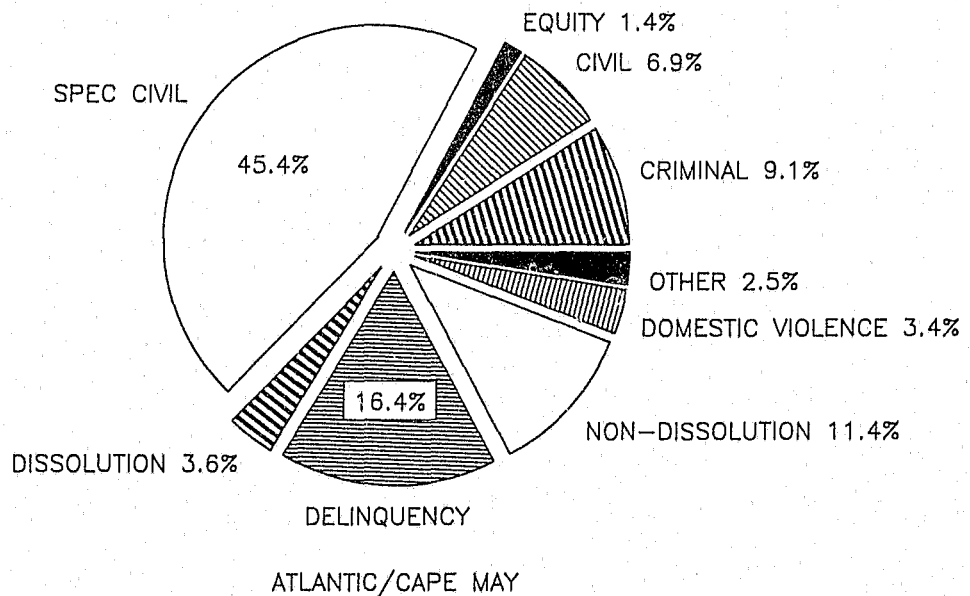


**Richard J. Williams**  
Assignment Judge



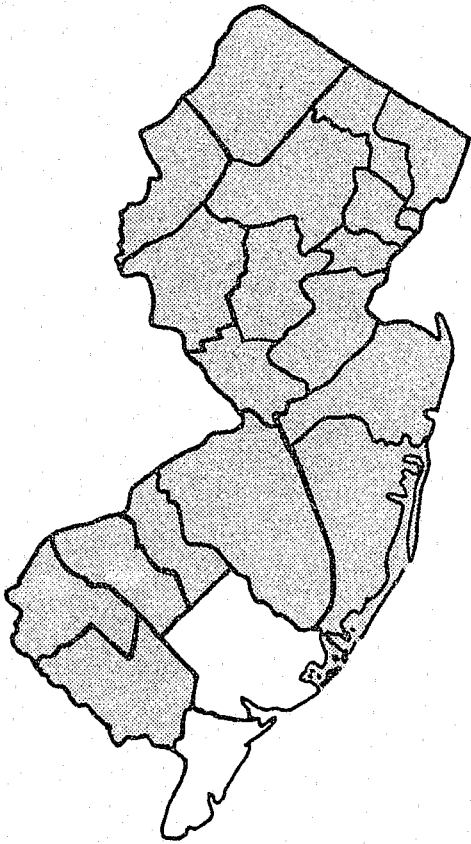
**Charles E. McCaffery**  
Trial Court  
Administrator

### COMPOSITION OF FILINGS





## Annual Report



The Atlantic-Cape May Vicinage lies in the southeastern part of the state and is bordered by the Ocean, Camden, Burlington and Gloucester Vicinages. It is the fourth largest vicinage in the state and occupies 830 square miles. Comprised of Atlantic and Cape May Counties, it is one of four multi-county vicinages.

The 1986 population was 298,500, ranking 15th in the state. Per capita income in Atlantic was \$14,462, ranking 9th among the 21 counties in 1984. Cape May's per capita income was \$13,822, standing 12th in the state.

Vicinage 1 gave high priority to the implementation of case management principles and the enhancement of the role of the case management teams. A two-day seminar was conducted for all judges and supervisory staff at Stockton State College by the Institute for Court Management.

One specific result was the change by the Civil Division in its scheduling practices to achieve greater certainty of trial dates without any loss of productivity. A more general result was that Vicinage 1 cleared its overall calendar while establishing the most current overall inventory.

Case management conferences were conducted by professional staff for all cases in the Family Division, a computer program was developed to manage General Equity cases and a fifth case management team was created to deal with the expanded caseload in the Criminal Division.

A lock-box system for support enforcement payments was implemented in Atlantic County and a co-op program was developed with Stockton State College to use third and fourth year students in support enforcement.

As one of four vicinages piloting the municipal court presiding judge program, major emphasis was given to introducing caseflow management principles into the courts, with initial emphasis on DWI cases, and to obtaining public defenders in a majority of the courts.

Trial court operations in Cape May were relocated to a temporary facility at the county airport with a minimal impact on daily operations. A fifth courtroom and judge's chambers were constructed within existing space in the criminal courthouse.

The vicinage established a Bench/Bar Committee that permits the Bar to offer constructive criticism of judges and court staff. A Law Day program was initiated to recognize the efforts of local attorneys and citizens who volunteer their services as panelists and mediators.

# ATLANTIC COUNTY 1987 STATISTICS

	Filings	Terminations	Active Pending	Backlog	% Change, Filings	5-Year Average	Average Months to Termination
Criminal	3,265	3,001	771	196	3%	14%	3.1
Civil	2,373	2,322	1,492	299	-7%	8%	7.7
Equity	440	498	137	8	1%	5%	3.3
Special Civil	15,649	16,703	1,346	70	4%	4%	1.0
Dissolution	1,077	1,106	343	42	1%	2%	3.7
Delinquency	5,624	5,581	127	0	-13%	1%	0.3
Non-Dissolution	3,209	3,222	99	1	-7%	-10%	0.4
Domestic Violence	1,026	1,002	36	0	-42%	25%	0.4
Other	645	671	276	3	17%	-9%	4.9
<b>Total</b>	<b>33,308</b>	<b>34,106</b>	<b>4,627</b>	<b>619</b>	<b>0%</b>	<b>2%</b>	<b>1.6</b>

## ATLANTIC COUNTY FIVE YEAR TRENDS

1983	1984	1985	1986	1987	1987 State Average	1987 County Rank*
------	------	------	------	------	--------------------	-------------------

Overall Caseload	Filings	31,249	30,740	29,226	33,364	33,308	10
	Terminations	32,129	31,577	29,646	32,761	34,106	10
	Active Pending	4,768	4,302	3,841	5,485	4,627	14
	Backlog	999	813	560	713	619	15

Average Months to Termination	1.8	1.6	1.6	2.0	1.6	2.6	20
-------------------------------	-----	-----	-----	-----	-----	-----	----

Average F.T.E. Judges Assigned	9.9	10.4	12.0	12.4	13.9
--------------------------------	-----	------	------	------	------

Caseload Per Judge	Filings	3,156	2,956	2,436	2,691	2,396	2,674	16
	Terminations	3,245	3,036	2,471	2,642	2,454	2,650	15
	Active Pending	482	414	320	442	333	569	21
	Backlog	101	78	47	58	45	160	21

\* Counties ranked from highest to lowest.

# CAPE MAY COUNTY 1987 STATISTICS

	Filings	Terminations	Active Pending	Backlog	% Change, Filings	5-Year Average	Average Months to Termination
Criminal	604	617	86	31	-6%	-9%	1.7
Civil	547	471	420	103	0%	6%	10.7
Equity	170	170	83	18	13%	-3%	5.9
Special Civil	3,671	3,865	257	57	-1%	2%	0.8
Dissolution	449	398	171	28	16%	14%	5.2
Delinquency	1,343	1,353	19	0	-3%	-7%	0.2
Non-Dissolution	1,653	1,648	71	0	13%	3%	0.5
Domestic Violence	427	423	6	0	10%	10%	0.2
Other	417	424	166	4	5%	-3%	4.7
<b>Total</b>	<b>9,281</b>	<b>9,369</b>	<b>1,279</b>	<b>241</b>	<b>2%</b>	<b>0%</b>	<b>1.6</b>

## CAPE MAY COUNTY FIVE YEAR TRENDS

1983	1984	1985	1986	1987	1987 State Average	1987 County Rank*
------	------	------	------	------	--------------------------	-------------------------

Overall Caseload	Filings	9,451	8,382	9,032	9,055	9,281	17
	Terminations	9,582	8,821	9,234	8,971	9,369	17
	Active Pending	1,853	1,520	1,263	1,364	1,279	19
	Backlog	624	451	255	222	241	21

Average Months to Termination	2.3	2.1	1.6	1.8	1.6	2.6	21
-------------------------------	-----	-----	-----	-----	-----	-----	----

Average F.T.E. Judges Assigned	2.7	2.7	3.7	2.7	3.2
--------------------------------	-----	-----	-----	-----	-----

Caseload Per Judge	Filings	3,500	3,104	2,441	3,354	2,900	2,674	10
	Terminations	3,549	3,267	2,496	3,323	2,928	2,650	9
	Active Pending	686	563	341	505	400	569	19
	Backlog	231	167	69	82	75	160	19

\* Counties ranked from highest to lowest.

# VICINAGE #2

## • BERGEN COUNTY

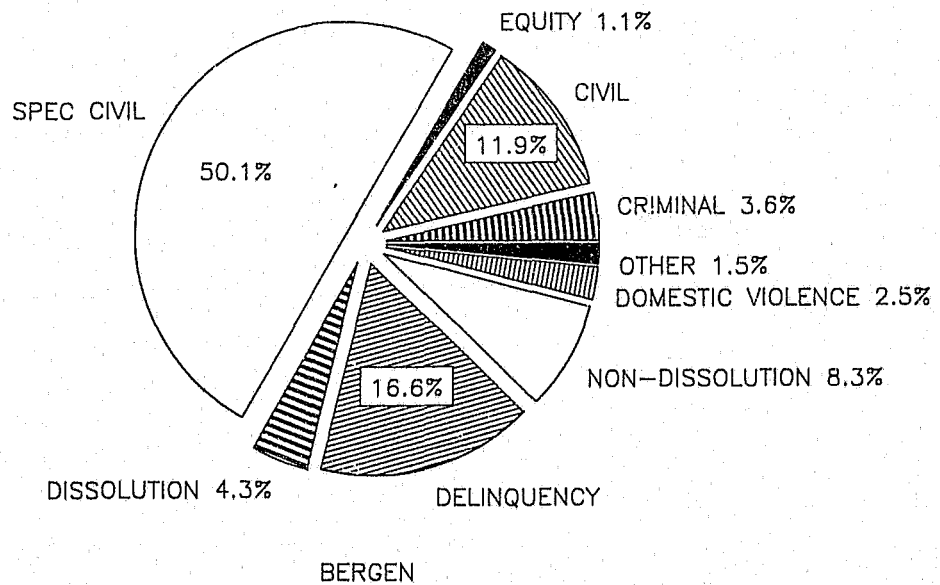


**Peter Ciolino**  
Assignment Judge

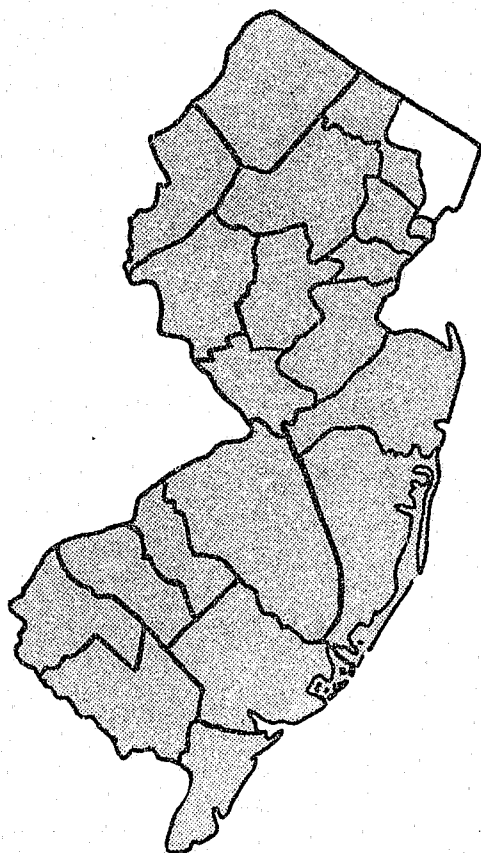


**Dr. Conrad J. Roncati**  
Trial Court  
Administrator

## COMPOSITION OF FILINGS



## Annual Report



The Bergen Vicinage lies in the northeastern part of the state and is bordered by the Passaic, Essex and Hudson Vicinages. It is the 9th largest vicinage in the state and occupies 234 square miles.

The 1986 population was 836,900, ranking 2nd in the state. Its 1984 per capita income was \$19,892, ranking 1st among the 21 counties.

Vicinage Two extended its pre-indictment prosecutorial screening of cases from eight municipalities to all 70 municipalities in Bergen County.

An individual calendar system was created in the Family Division for Chancery matrimonial cases. Chancery matrimonial and juvenile calendars were integrated in this individual Family Division calendar system so that judges assigned to matrimonial matters also handle detention hearings, while the Presiding Judge is assigned to the informal juvenile calendar.

The vicinage achieved overall calendar clearance.

The Special Civil Part Office was relocated, thereby merging the Special Civil Part into the office of the civil case manager.

Docket books were eliminated with the introduction of a micrographic computer-assisted filing and retrieval system in the Special Civil Part and an extensive microfilms program.

All Family Part judges were provided with computer terminals to access the data base of pending and disposed matrimonial cases. A micrographic computer-assisted filing system was purchased for closed juvenile and non-dissolution cases.

Computer enhancements were provided for the budget expenditure control system that enable the vicinage to evaluate the cost of processing cases in the various court parts.

The auto arbitration program was fully automated.

Sound recording was expanded in the Family Division.

In a joint effort with the State Department of Corrections and Bergen County, the Probation Department helped initiate a day treatment program for up to 15 juvenile probationers. Bergen Day is staffed full time by a senior probation officer who is project supervisor.

# BERGEN COUNTY 1987 STATISTICS

	Filings	Terminations	Active Pending	Backlog	% Change, Filings	5-Year Average	Average Months to Termination
Criminal	2,480	2,557	604	273	5%	9%	2.8
Civil	8,154	7,849	6,867	2,282	1%	8%	10.5
Equity	782	828	390	66	20%	7%	5.7
Special Civil	34,371	34,811	3,314	23	-7%	-1%	1.1
Dissolution	2,969	2,801	1,909	814	-2%	-2%	8.2
Delinquency	11,358	11,375	292	54	25%	16%	0.3
Non-Dissolution	5,692	5,702	28	0	25%	14%	0.1
Domestic Violence	1,735	1,735	0	0	6%	22%	---
Other	1,055	1,073	635	62	-15%	-1%	7.1
<b>Total</b>	<b>68,596</b>	<b>68,731</b>	<b>14,039</b>	<b>3,574</b>	<b>1%</b>	<b>3%</b>	<b>2.5</b>



## BERGEN COUNTY FIVE YEAR TRENDS

1983	1984	1985	1986	1987	1987 State Average	1987 County Rank*
------	------	------	------	------	--------------------------	-------------------------

Overall Caseload	Filings	60,338	61,955	62,609	67,786	68,596	2
	Terminations	61,513	63,706	64,127	67,461	68,731	2
	Active Pending	17,474	15,809	14,213	14,339	14,039	3
	Backlog	5,562	4,929	3,355	3,171	3,574	4

Average Months to Termination	3.4	3.0	2.7	2.6	2.5	2.6	11
-------------------------------	-----	-----	-----	-----	-----	-----	----

Average F.T.E. Judges Assigned	27.9	28.7	28.7	30.8	30.4
--------------------------------	------	------	------	------	------

Caseload Per Judge	Filings	2,163	2,159	2,181	2,201	2,256	2,674	19
	Terminations	2,205	2,220	2,234	2,190	2,261	2,650	18
	Active Pending	626	551	495	466	462	569	16
	Backlog	199	172	117	103	118	160	13

\* Counties ranked from highest to lowest.

# VICINAGE #3

## • BURLINGTON COUNTY

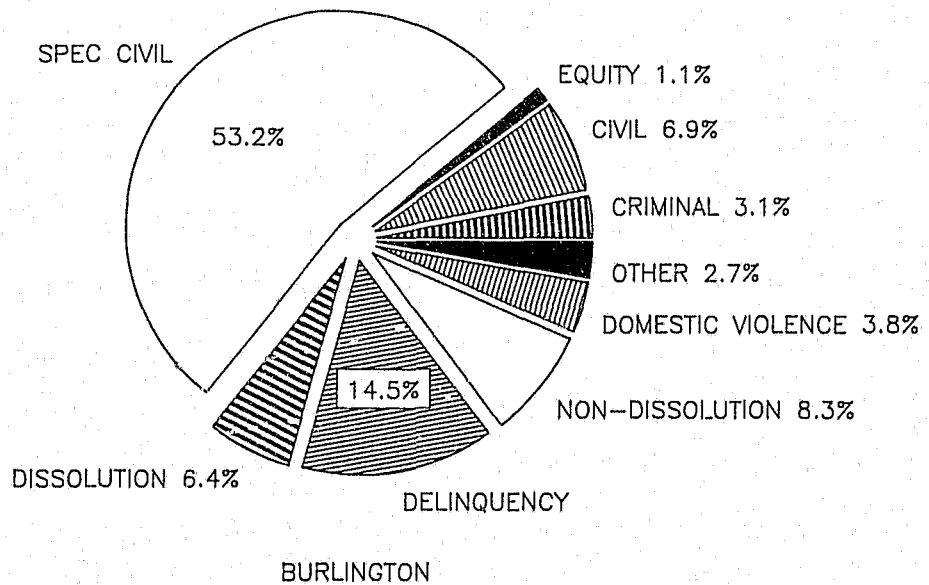


**Martin L. Haines**  
Assignment Judge



**James M. Parkinson**  
Trial Court  
Administrator

### COMPOSITION OF FILINGS



## Annual Report

The Bench-Bar Management Committee developed planning committees for Civil, Special Civil, Criminal, Family, Probate and Municipal Court.

A matrimonial case management system, implemented with the cooperation of the Bench-Bar Association, reduced backlogged cases to 7 percent and increased dispositions by 10 percent.

A communications link between the courts civil motion computer and a local law firm was established as a pilot to test the potential benefit of direct access to motion information.

A new automated on-line jury computer allowed the vicinage to move to a one step questionnaire/summons system. Jury yield improved by 14 percent and utilization improved dramatically.

The first county "Court Community Conference" was held to address community concerns about the juvenile justice system.

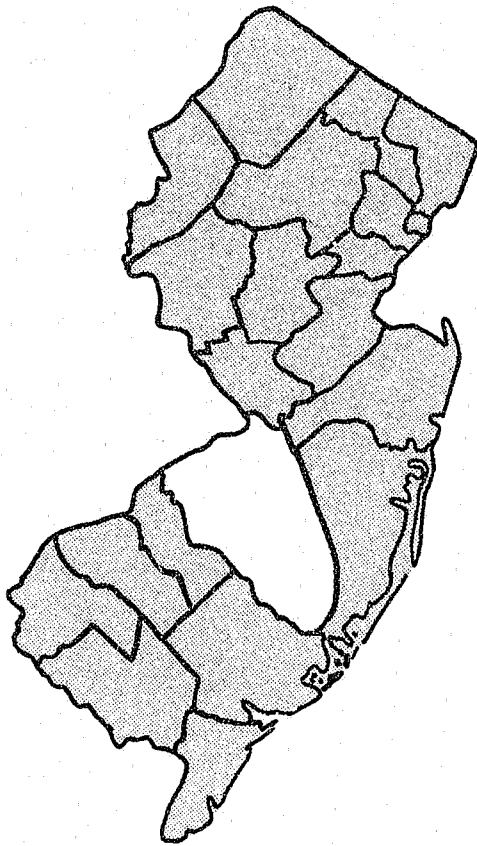
The Comprehensive Justice Center project expanded the municipal court dispute resolution program to 11 courts and mediated over 200 cases between May, 1986 and April, 1987, with a 90 percent success rate.

The Criminal Pre-Indictment Disposition project diverted 340 cases, approximately 35 percent of the criminal court workload.

Burlington piloted the installation of ASCES, the Automated Child Support Enforcement System. Probation Services developed a **pro se** motions kit for distribution to litigants.

Juvenile and Adult Probation Supervision Services sections were consolidated and a new team structure and approach was implemented. Supervision case loads declined in the adult area due, in part to improved management procedures.

An automated system was established to collect and disburse fines and restitutions. The Special Civil Part's court officer operation was fully reorganized and automated.



The Burlington Vicinage lies in the southwestern part of the state and is bordered by the Mercer, Monmouth, Ocean, Atlantic and Camden Vicinages. It is the 5th largest vicinage in the state and occupies 818 square miles.

The 1986 population was 382,500, ranking 13th in the state. Its per capita income was \$13,598, ranking 15th among the 21 counties.

# BURLINGTON COUNTY 1987 STATISTICS

	Filings	Terminations	Active Pending	Backlog	% Change, Filings	5-Year Average	Average Months to Termination
Criminal	907	971	273	131	4%	1%	3.4
Civil	1,999	1,972	1,911	726	8%	11%	11.6
Equity	326	304	212	32	20%	4%	8.4
Special Civil	15,432	15,375	1,821	126	2%	4%	1.4
Dissolution	1,843	1,986	883	263	18%	5%	5.3
Delinquency	4,210	4,317	338	6	2%	-2%	0.9
Non-Dissolution	2,394	2,494	217	55	-5%	-4%	1.0
Domestic Violence	1,113	1,140	18	0	7%	3%	0.2
Other	788	748	452	8	-4%	11%	7.3
<b>Total</b>	<b>29,012</b>	<b>29,307</b>	<b>6,125</b>	<b>1,347</b>	<b>3%</b>	<b>3%</b>	<b>2.5</b>

## BURLINGTON COUNTY FIVE YEAR TRENDS

1983	1984	1985	1986	1987	1987 State Average	1987 County Rank*
------	------	------	------	------	--------------------	-------------------

Overall Caseload	Filings	26,209	24,753	27,460	28,225	29,012		12
	Terminations	27,107	25,501	26,964	27,722	29,307		12
	Active Pending	5,963	5,257	5,714	6,356	6,125		12
	Backlog	1,293	1,246	1,353	1,418	1,347		14

Average Months to Termination	2.6	2.5	2.5	2.8	2.5	2.6	12
-------------------------------	-----	-----	-----	-----	-----	-----	----


Average F.T.E. Judges Assigned	8.7	9.5	9.9	9.9	9.8		
--------------------------------	-----	-----	-----	-----	-----	--	--

Caseload Per Judge	Filings	3,013	2,606	2,774	2,851	2,960	2,674	8
	Terminations	3,116	2,684	2,724	2,800	2,991	2,650	5
	Active Pending	685	553	577	642	625	569	10
	Backlog	149	131	137	143	137	160	11

\* Counties ranked from highest to lowest.

# VICINAGE #4

## • CAMDEN COUNTY

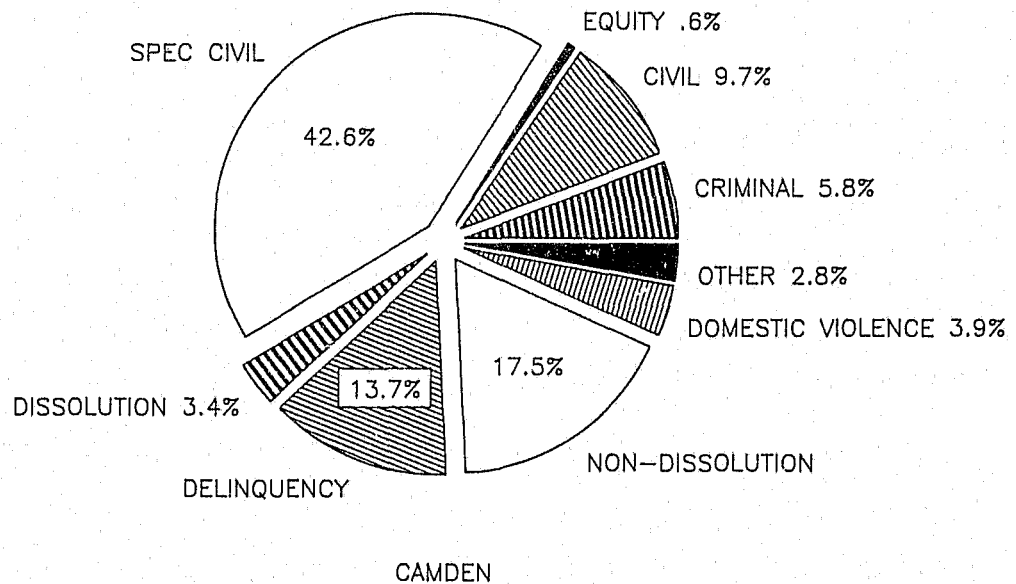


**I.V. DiMartino**  
Assignment Judge

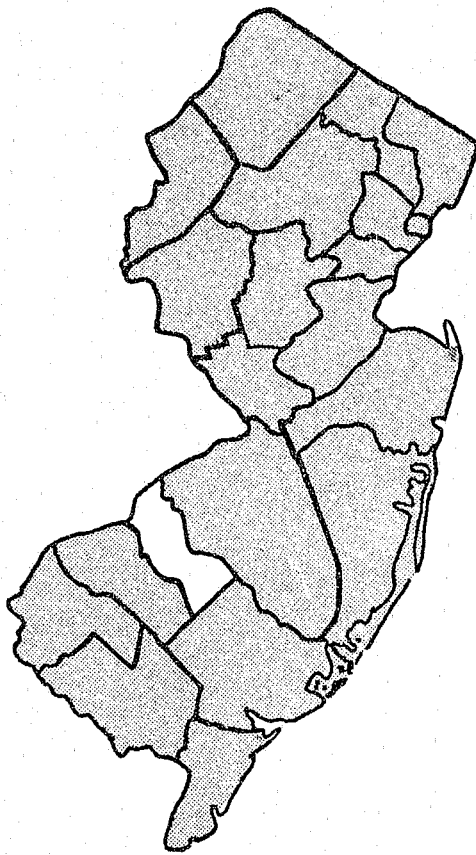


**Dollie E. Gallagher**  
Trial Court  
Administrator

## COMPOSITION OF FILINGS



## Annual Report



The Camden Vicinage lies in the southwestern part of the state and is bordered by the Burlington, Atlantic and Gloucester Vicinages. It is the 11th largest vicinage in the state and occupies 222 square miles.

The 1986 population was 492,900, ranking 8th in the state. Its 1984 per capita income was \$13,224, ranking 17th among the 21 counties.

The screening of indictable complaints by the Central Judicial Processing (CJP) court was expanded in August, 1986 to include all municipalities in Camden County. The phase-in had begun in January, 1986 with the designation of the Presiding Judge of the Municipal Courts. The CJP system screens about 500 complaints monthly, each within 10 days of filing, and disposes of 53% of the complaints at that time.

For the first time since implementation began on the criminal case management plan, the vicinage was able to allocate staff to teams of case supervisors assigned to judges. The immediate benefit of the team assignments was to enable staff to conduct intake interviews with defendants at or prior to arraignment so that sufficient information is available to enable judges to use simultaneous sentencing when pleas are entered.

In November 1986, Camden County hired a coordinator for the supervised visitation and the custody/visitation mediation programs.

The YWCA, through SOLACE, its shelter and crisis center, assigned a domestic violence counsellor full time in the Family Division to facilitate intake and make referrals to appropriate agencies and therapists. The objective is to network agencies and resources to provide services to victims.

In the fall of 1986, Camden opened the first residential facility in the state to be operated by a probation department. The Probation Residential Education Program (PREP) is funded by the Department of Corrections and houses 12 youths placed by the Family Court. The program consists of education, community service, guided group interaction, and working with the families.

Project CARE, a pilot program involving community volunteers in probationer supervision, began in Camden City during the fall of 1986.

# CAMDEN COUNTY 1987 STATISTICS

	Filings	Terminations	Active Pending	Backlog	% Change, Filings	5-Year Average	Average Months to Termination
Criminal	3,352	3,394	726	194	-3%	1%	2.6
Civil	5,604	5,480	4,819	1,443	-8%	7%	10.6
Equity	367	379	157	15	-8%	-3%	5.0
Special Civil	24,596	24,708	699	4	-2%	3%	0.3
Dissolution	1,959	2,047	945	266	1%	1%	5.5
Delinquency	7,927	8,064	324	0	0%	2%	0.5
Non-Dissolution	10,117	10,278	57	0	8%	-1%	0.1
Domestic Violence	2,254	2,273	11	0	36%	28%	0.1
Other	1,615	1,386	1,135	10	-2%	38%	9.8
<b>Total</b>	<b>57,791</b>	<b>58,009</b>	<b>8,873</b>	<b>1,932</b>	<b>0%</b>	<b>3%</b>	<b>1.8</b>



## CAMDEN COUNTY FIVE YEAR TRENDS

1983	1984	1985	1986	1987	1987 State Average	1987 County Rank*
------	------	------	------	------	--------------------------	-------------------------

Overall Caseload	Filings	51,894	52,775	55,310	57,672	57,791	4
	Terminations	52,758	52,574	55,952	57,036	58,009	4
	Active Pending	8,694	9,076	8,414	9,077	8,873	8
	Backlog	2,220	2,297	2,092	1,938	1,932	10

Average Months to Termination	2.0	2.1	1.8	1.9	1.8	2.6	18
-------------------------------	-----	-----	-----	-----	-----	-----	----

Average F.T.E. Judges Assigned	19.3	18.2	19.9	22.4	23.6
--------------------------------	------	------	------	------	------

Caseload Per Judge	Filings	2,689	2,900	2,779	2,575	2,449	2,674	15
	Terminations	2,734	2,889	2,812	2,546	2,458	2,650	14
	Active Pending	450	499	423	405	376	569	20
	Backlog	115	126	105	87	82	160	18

\* Counties ranked from highest to lowest.

# VICINAGE #5

## • ESSEX COUNTY

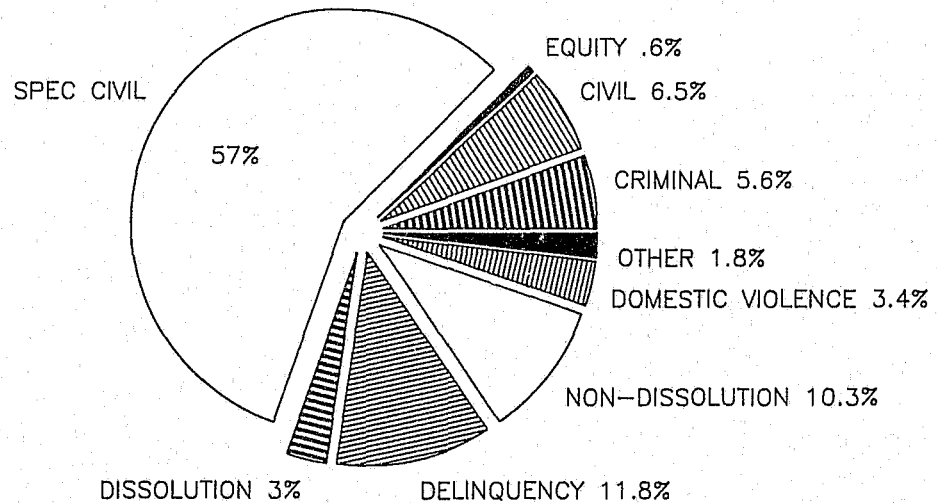


**John A. Marzulli**  
Assignment Judge



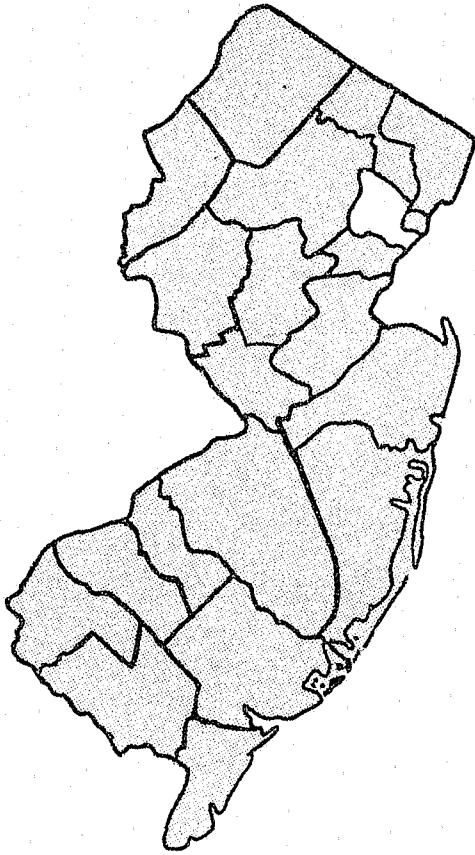
**Guy Willetts**  
Trial Court  
Administrator

## COMPOSITION OF FILINGS



ESSEX

## Annual Report



The Essex Vicinage lies in the northeastern part of the state and is bordered by the Morris, Passaic, Bergen, Hudson and Union Vicinages. It is the 13th largest vicinage in the state and occupies 127 square miles.

The 1986 population was 843,900, ranking 1st in the state. Its 1984 per capita income was \$14,282, ranking 10th among the 21 counties.

Improvements in the computer system permitted the on-line entry of data and production of automated civil calendars. The motion function was automated to produce computer-generated motion lists and calendars.

The list of approved arbitrators in the automobile arbitration program was expanded to well over 100 attorneys.

The management structure of the Special Civil Part was reorganized. Several management/supervisory level positions were created (without increasing personnel); a fiscal and operations manual was prepared.

The Central Judicial Processing Court became the primary focus of early case management efforts. This integration of the Municipal Court with the Superior Court permitted processing of incarcerated Newark defendants within 24 hours of arrest, as well as facilitating the disposition of cases. Case management files were consolidated into one location.

The Family Division expanded the mediation program in conjunction with Rutgers University.

Limited guardianship matters were transferred from General Equity to Family Division judges hearing mental health matters to eliminate bifurcation.

Minority recruitment of Family Court volunteers was expanded to reflect county demographics. A Volunteer Steering Committee was created to allow volunteers a voice in policy making.

The county intensive supervision program (ECLIPSE) was expanded to include municipal court cases.

Dispute resolution committees dealing with violation of probation were initiated and diverted 15 percent of adult proceedings from court.

Project CARE, an experimental juvenile supervision program involving community volunteers, was implemented in East Orange and Newark.

# ESSEX COUNTY 1987 STATISTICS

	Filings	Terminations	Active Pending	Backlog	% Change, Filings	5-Year Average	Average Months to Termination
Criminal	7,662	7,296	5,021	3,313	7%	7%	8.3
Civil	8,909	8,609	9,356	4,782	-2%	3%	13.0
Equity	800	642	453	113	13%	7%	8.5
Special Civil	78,437	79,518	8,980	1,057	3%	1%	1.4
Dissolution	4,192	3,623	2,142	747	37%	12%	7.1
Delinquency	16,196	15,486	1,473	255	2%	7%	1.1
Non-Dissolution	14,163	14,099	162	30	-5%	-9%	0.1
Domestic Violence	4,706	4,669	134	0	11%	12%	0.3
Other	2,505	2,511	2,962	22	-8%	16%	14.2
<b>Total</b>	<b>137,570</b>	<b>136,453</b>	<b>30,683</b>	<b>10,319</b>	<b>3%</b>	<b>1%</b>	<b>2.7</b>

## ESSEX COUNTY FIVE YEAR TRENDS

	1983	1984	1985	1986	1987	1987 State Average	1987 County Rank*
--	------	------	------	------	------	--------------------------	-------------------------

Overall Caseload	Filings	131,171	121,761	135,260	133,650	137,570	1
	Terminations	134,074	121,881	136,000	135,566	136,453	1
	Active Pending	21,839	28,482	31,560	29,476	30,683	1
	Backlog	6,522	10,266	11,396	9,782	10,319	1

Average Months to Termination	2.0	2.8	2.8	2.6	2.7	2.6	8
-------------------------------	-----	-----	-----	-----	-----	-----	---

Average F.T.E. Judges Assigned	41.9	39.2	41.9	43.8	43.8
--------------------------------	------	------	------	------	------

Caseload Per Judge	Filings	3,131	3,106	3,228	3,051	3,141	2,674	4
	Terminations	3,200	3,109	3,246	3,095	3,115	2,650	4
	Active Pending	521	727	753	673	701	569	4
	Backlog	156	262	272	223	236	160	4

\* Counties ranked from highest to lowest.

# VICINAGE #6

## • HUDSON COUNTY

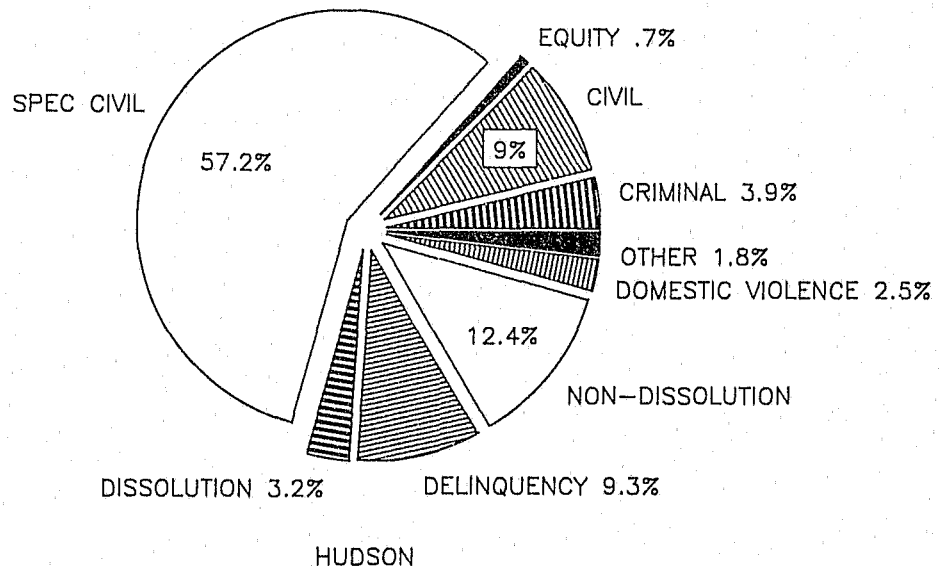


**Burrell Ives Humphreys**  
Assignment Judge



**John A. Clark, Jr.**  
Trial Court  
Administrator

## COMPOSITION OF FILINGS



## Annual Report

Hudson County's major economic resurgence had a dramatic impact on the vicinage caseload--not merely in quantity but also in complexity.

Multi-billion dollar developments resulted in complex equity and commercial litigation. Displaced tenants flooded the Special Civil Part as landlords renovated and converted dwellings to condominiums. Antiwarehousing ordinances and moratoriums on condominium conversions were challenged by landlord groups.

The Civil Division, with a dispute resolution grant and support of the County Bar Association, implemented a pilot program to arbitrate personal injury cases with a value of up to \$15,000, other than those involving auto negligence.

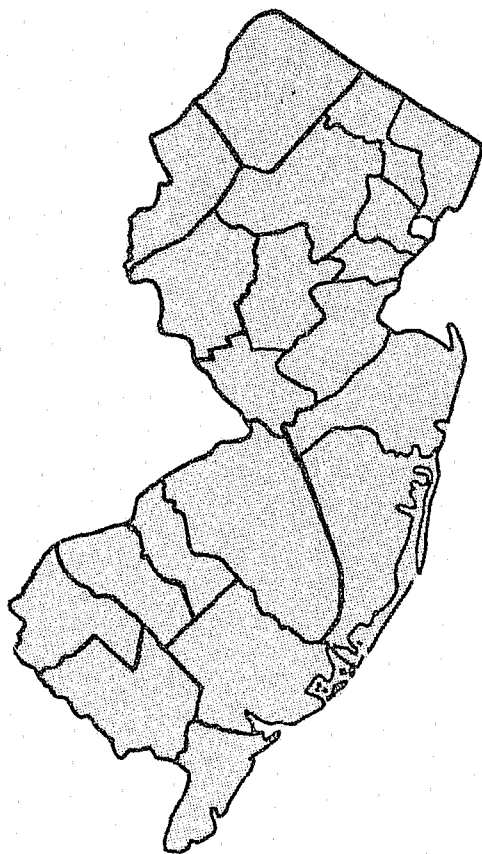
The Special Civil Part maintained current calendars by expanding the Law Clerk Mediation Program. A greater number of law clerks participated and judges in other divisions also made their law clerks available.

Under a dispute resolution grant, the Family Division implemented a custody mediation/visitation pilot project. When initial in-house mediation is unsuccessful, unresolved cases are referred to a more formal process, conducted at the Jersey City Community Mental Health Center.

The Assignment Judge continued to play an active role in supervising Hudson's 12 municipal courts, among the busiest in the state. Serious shortcomings in one of the courts required the Superior Court to assume complete responsibility for operations. Substantial progress was made.

The County Probation Department initiated a speaker's bureau that provides weekly drug education lectures to grammar schools in Jersey City. It plans to expand the program to other districts.

An expanded drug monitoring unit provided testing in the courthouse for several hundred defendants per month, only the second probation department in the state to perform in-house testing.



The Hudson Vicinage lies in the northeastern part of the state and is bordered by the Bergen and Essex Vicinages. It is the smallest vicinage in the state and occupies 46 square miles.

The 1986 population was 551,800, ranking 4th in the state. Its 1984 per capita income was \$12,147, ranking 19th among the 21 counties.

# HUDSON COUNTY 1987 STATISTICS

	Filings	Terminations	Active Pending	Backlog	% Change, Filings	5-Year Average	Average Months to Termination
Criminal	2,688	2,660	733	368	11%	6%	3.3
Civil	6,126	5,425	4,217	1,526	8%	10%	9.3
Equity	492	505	270	75	-4%	-1%	6.4
Special Civil	39,066	39,089	1,987	10	2%	1%	0.6
Dissolution	2,207	2,191	1,006	202	-4%	0%	5.5
Delinquency	6,360	6,194	576	35	-4%	1%	1.1
Non-Dissolution	8,463	8,115	352	20	79%	21%	0.5
Domestic Violence	1,688	1,682	22	0	-7%	24%	0.2
Other	1,246	1,159	886	28	18%	-4%	9.2
<b>Total</b>	<b>68,336</b>	<b>67,020</b>	<b>10,049</b>	<b>2,264</b>	<b>8%</b>	<b>4%</b>	<b>1.8</b>



## HUDSON COUNTY FIVE YEAR TRENDS

1983	1984	1985	1986	1987	1987 State Average	1987 County Rank*
------	------	------	------	------	--------------------------	-------------------------

Overall Caseload	Filings	59,534	60,695	61,465	63,483	68,336	3
	Terminations	61,885	62,012	62,095	64,394	67,020	3
	Active Pending	11,169	10,133	9,589	8,719	10,049	7
	Backlog	2,235	1,641	1,943	1,562	2,264	7

Average Months to Termination	2.2	2.0	1.9	1.6	1.8	2.6	19
----------------------------------	-----	-----	-----	-----	-----	-----	----

Average F.T.E. Judges Assigned	23.3	22.3	23.7	24.1	22.5
-----------------------------------	------	------	------	------	------

Caseload Per Judge	Filings	2,555	2,722	2,593	2,634	3,037	2,674	5
	Terminations	2,656	2,781	2,620	2,672	2,979	2,650	6
	Active Pending	479	454	405	362	447	569	17
	Backlog	96	74	82	65	101	160	16

\* Counties ranked from highest to lowest.

# VICINAGE #7

## • MERCER COUNTY

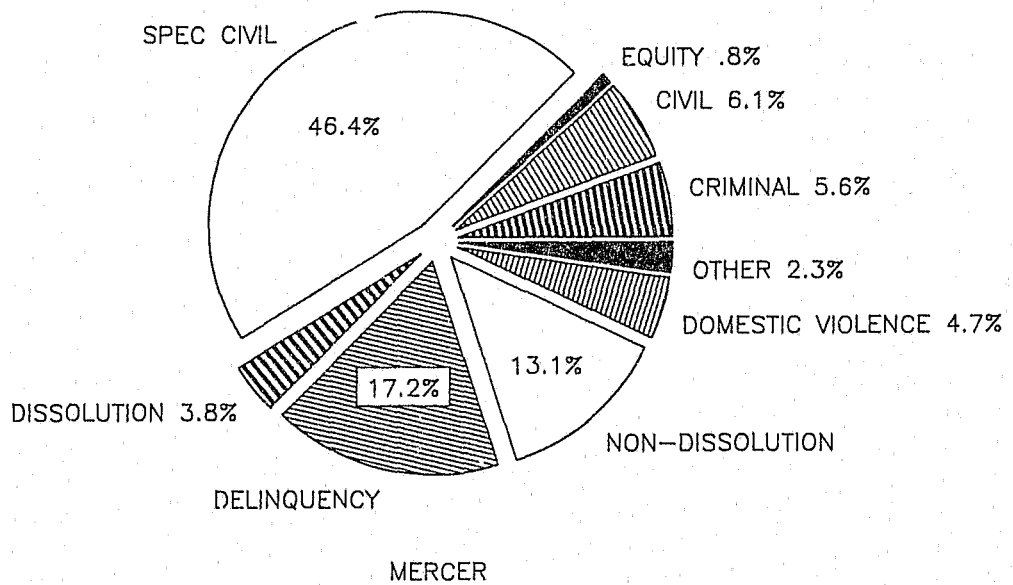


**Samuel D. Lenox, Jr.**  
Assignment Judge

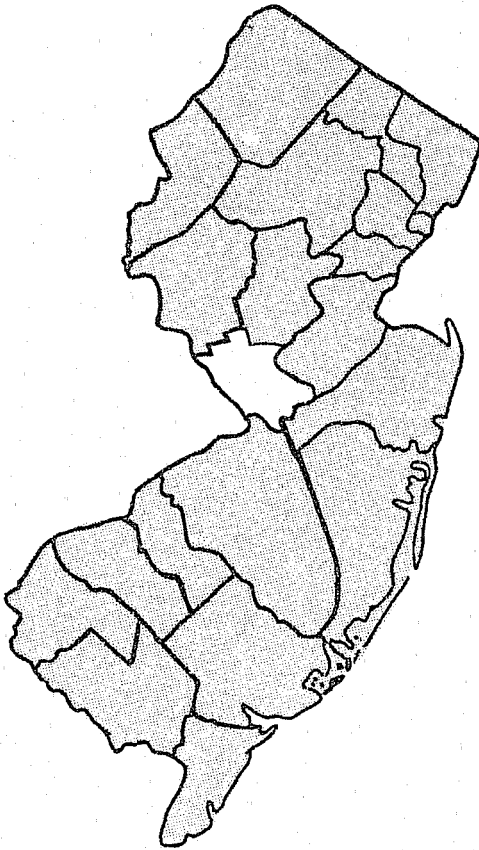


**Robert J. Reed**  
Trial Court  
Administrator

### COMPOSITION OF FILINGS



## Annual Report



The Mercer Vicinage lies in the west central part of the state and is bordered by the Somerset, Middlesex, Monmouth and Burlington Vicinages. It is the 10th largest vicinage in the state and occupies 226 square miles.

The 1986 population was 322,500, ranking 14th in the state. Its 1984 per capita income was \$15,067, ranking 8th among the 21 counties.

Effective January 20, 1987, all initial pleadings and subsequent papers in law and general equity matters venued in Mercer county were filed directly with the Mercer County Clerk/Deputy Clerk of the Superior Court. The program was the model for local filing in other counties.

Extensive automation was completed in the Special Civil Part. This automation involves docketing, scheduling, noticing and fee accounting and distribution.

Promis/Gavel, the statewide automated criminal information system, was implemented.

The Central Judicial Processing program completed its second year, effectively processing close to 2,400 defendant complaints through an "expedited" track. This resulted in a significant reduction in cases prepared for and presented to grand juries.

Criminal files were consolidated into a single case management file. The criminal case management staff offices on the first floor of the court house were consolidated.

The Mercer County Youth Services Commission was established to coordinate and maximize the provision of assistance to youth and their families and to promote prevention strategies. The commission arranged with two agencies to provide drug/alcohol assessments, including interviews and urine monitoring.

A Shoplifter Awareness Program was re-established and the matrimonial mediation program was expanded to include temporary custody and visitation.

Mercer was one of four vicinages selected to establish a Probation Advisory Board, consisting of criminal justice practitioners, educators, business people and community leaders.

Additional reporting sites for juvenile probationers were established in public buildings in Ewing Township, East Windsor and Hightstown.

# MERCER COUNTY 1987 STATISTICS

	Filings	Terminations	Active Pending	Backlog	% Change, Filings	5-Year Average	Average Months to Termination
Criminal	2,114	1,954	1,049	712	7%	0%	6.4
Civil	2,278	1,605	2,820	1,408	35%	7%	21.1
Equity	305	312	85	3	16%	6%	3.3
Special Civil	17,350	17,268	1,226	139	2%	1%	0.9
Dissolution	1,424	1,308	969	497	20%	2%	8.9
Delinquency	6,437	6,056	1,327	446	10%	2%	2.6
Non-Dissolution	4,892	4,635	603	118	37%	5%	1.6
Domestic Violence	1,755	1,750	61	0	9%	28%	0.4
Other	873	774	550	4	-28%	-1%	8.5
<b>Total</b>	<b>37,428</b>	<b>35,662</b>	<b>8,690</b>	<b>3,327</b>	<b>9%</b>	<b>2%</b>	<b>2.9</b>

## MERCER COUNTY FIVE YEAR TRENDS

1983	1984	1985	1986	1987	1987 State Average	1987 County Rank*
------	------	------	------	------	--------------------------	-------------------------

Overall Caseload	Filings	34,119	32,574	31,467	34,420	37,428	9
	Terminations	33,638	32,902	31,699	34,909	35,662	9
	Active Pending	7,367	7,248	7,205	7,010	8,690	9
	Backlog	2,683	2,757	2,635	2,685	3,327	5

Average Months to Termination	2.6	2.6	2.7	2.4	2.9	2.6	5
----------------------------------	-----	-----	-----	-----	-----	-----	---

Average F.T.E. Judges Assigned	12.1	12.2	13.4	14.1	13.7
-----------------------------------	------	------	------	------	------

Caseload Per Judge	Filings	2,820	2,670	2,348	2,441	2,732	2,674	11
	Terminations	2,780	2,697	2,366	2,476	2,603	2,650	12
	Active Pending	609	594	538	497	634	569	9
	Backlog	222	226	197	190	243	160	3

\* Counties ranked from highest to lowest.

# VICINAGE #8

## • MIDDLESEX COUNTY

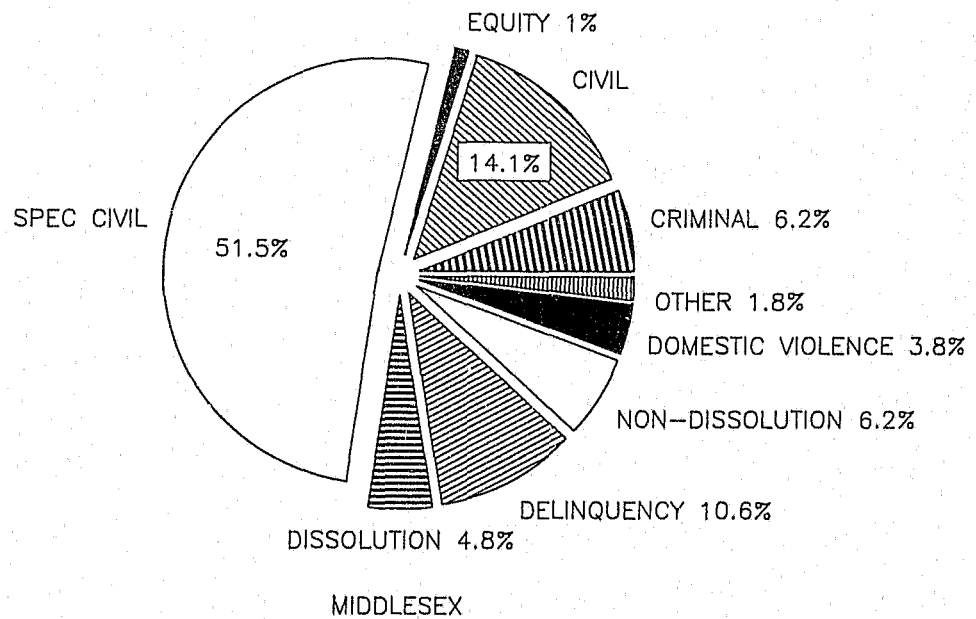


**Herman L. Breitkopf**  
Assignment Judge

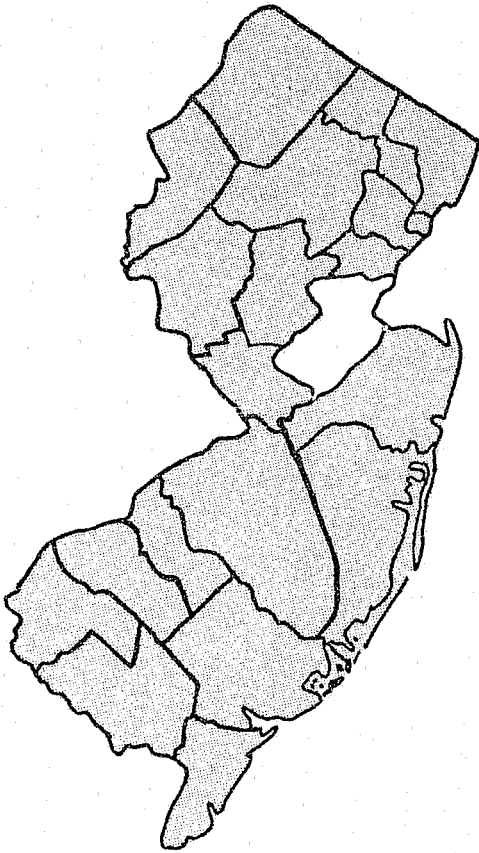


**Gregory Edwards**  
Trial Court  
Administrator

### COMPOSITION OF FILINGS



## Annual Report



The Middlesex Vicinage lies in the central part of the state and is bordered by the Somerset, Mercer, Union and Monmouth Vicinages. It is the 8th largest vicinage in the state and occupies 311 square miles.

The 1986 population was 636,200, ranking 3rd in the state. Its 1984 per capita income was \$15,805, ranking 6th among the 21 counties.

The Assignment Judge established three committees of lawyers practicing in the Civil, Criminal and Family Courts, and a fourth composed of the officers of both the County Bar Association and the Trial Lawyers Association. Four committees meet monthly with the Assignment Judge.

An asbestos litigation mediation program was established in 1986 to manage the large volume of asbestos cases. Case management conferences provide a forum for resolution of difficulties in preparing for trial. Judge-involved mediation shortly before trial has led to the majority of cases being settled.

The Family Division developed a mediation program for disputes involving child custody and visitation. The program, to become operational in the fall of 1987, was expected to divert a significant number of cases from the traditional court process.

A specialized pretrial release program was initiated in May, 1987 to target and admit pretrial inmates under strict release conditions and close monitoring. The program has been in significant help in reducing and maintaining a manageable inmate population at the Middlesex County Correctional Center.

At the same time, in another effort to decrease the center's inmate population, the vicinage received Supreme Court approval to start a county intensive supervision program for non-violent offenders sentenced for 90 to 364 days. This intermediate form of punishment also is expected to provide rehabilitative opportunities not previously available.

The Middlesex Community Service Program, operated by the Probation Department, led the state with more than 130,000 hours of service, which significantly helped to reduce jail overcrowding.

The Probation Department's volunteer program expanded to provide a literacy and high school equivalency program for probationers.

# MIDDLESEX COUNTY 1987 STATISTICS

	Filings	Terminations	Active Pending	Backlog	% Change, Filings	5-Year Average	Average Months to Termination
Criminal	3,510	2,868	1,145	380	35%	6%	4.8
Civil	7,922	8,022	10,882	5,486	-20%	6%	16.3
Equity	559	584	362	83	-2%	-2%	7.4
Special Civil	29,018	29,179	2,083	45	3%	5%	0.9
Dissolution	2,731	2,473	2,039	851	2%	3%	9.9
Delinquency	5,973	6,267	587	260	6%	1%	1.1
Non-Dissolution	3,513	3,394	893	354	4%	-7%	3.2
Domestic Violence	2,146	2,098	40	0	9%	39%	0.2
Other	1,005	901	569	13	6%	4%	7.6
<b>Total</b>	<b>56,377</b>	<b>55,786</b>	<b>18,600</b>	<b>7,472</b>	<b>1%</b>	<b>4%</b>	<b>4.0</b>



## MIDDLESEX COUNTY FIVE YEAR TRENDS

1983	1984	1985	1986	1987	1987 State Average	1987 County Rank*
------	------	------	------	------	--------------------------	-------------------------

Overall Caseload	Filings	48,827	49,995	51,172	55,923	56,377	5
	Terminations	49,020	52,531	52,383	52,991	55,786	5
	Active Pending	16,526	14,939	15,685	18,305	18,600	2
	Backlog	5,066	5,177	4,236	6,071	7,472	2

Average Months to Termination	4.0	3.4	3.6	4.1	4.0	2.6	1
-------------------------------	-----	-----	-----	-----	-----	-----	---

Average F.T.E. Judges Assigned	27.1	24.7	24.2	25.5	25.7
--------------------------------	------	------	------	------	------

Caseload Per Judge	Filings	1,802	2,024	2,115	2,193	2,194	2,674	20
	Terminations	1,809	2,127	2,165	2,078	2,171	2,650	20
	Active Pending	610	605	648	718	724	569	3
	Backlog	187	210	175	238	291	160	2

\* Counties ranked from highest to lowest.

# VICINAGE #9

## • MONMOUTH COUNTY

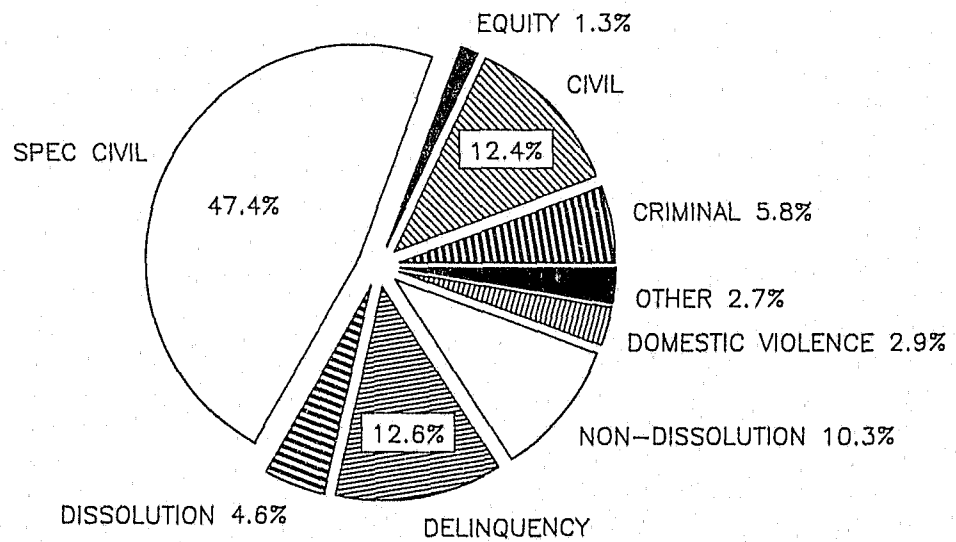


**Alvin Yale Milberg**  
Assignment Judge



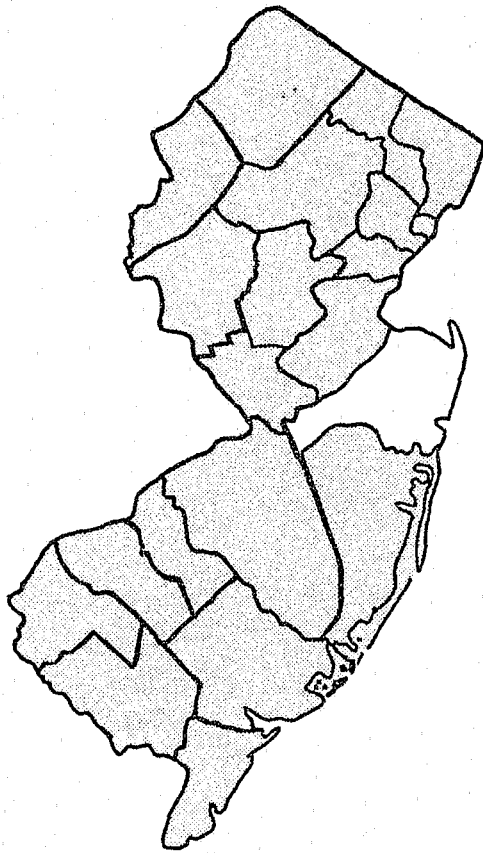
**William W. Carpenter**  
Trial Court  
Administrator

### COMPOSITION OF FILINGS



MONMOUTH

## Annual Report



The Monmouth Vicinage lies in the east central part of the state and is bordered by the Middlesex, Mercer, Burlington and Ocean Vicinages. It is the 7th largest vicinage in the state and occupies 472 square miles.

The 1986 population was 542,400, ranking 5th in the state. Its 1984 per capita income was \$15,529, ranking 7th among the 21 counties.

Personal computer applications were extended to sound recording equipment inventory, budget reporting, Municipal Court statistical report tracking, auto arbitration, medical malpractice case tracking, and case/event tracking for Child Placement Review.

Implementation of the Budget Directive was further enhanced by establishing monitoring and inventory procedures for personnel and purchasing.

Various physical security improvements were made, as recommended in the security plan. A comprehensive study of office space was completed, and construction of new space and rehabilitation of existing space was undertaken. Records were stored off-site.

Affirmative Action/Equal Employment Opportunity efforts continued in training and in increasing bilingual staff. Educational programs on gender bias also were conducted.

Cooperative efforts and improved communication with the Bar assisted with the start up of the expanded arbitration program for slip and fall tort actions.

Improvements in criminal case management reduced requests for adjournments, and improved the processing of motions and municipal appeals.

The Family Division established a Custody/Visitation Mediation Program. In conjunction with the Youth Services Commission, a Family Court Service Plan was adopted. The Youth Services Commission was revitalized and became a focal point of service delivery planning.

Uniform truancy referral guidelines were developed in conjunction with the school districts. A court liaison program was formed, allowing immediate access to counseling and other assistance for domestic violence victims.

Project CARE, a community based program using community volunteers to supervise offenders, began in Long Branch.

# MONMOUTH COUNTY 1987 STATISTICS

	Filings	Terminations	Active Pending	Backlog	% Change, Filings	5-Year Average	Average Months to Termination
Criminal	2,932	2,459	980	277	15%	9%	4.8
Civil	6,254	6,115	6,657	2,865	1%	8%	13.1
Equity	670	713	359	75	-8%	6%	6.0
Special Civil	23,995	24,150	2,661	321	0%	3%	1.3
Dissolution	2,339	2,200	1,101	359	1%	1%	6.0
Delinquency	6,392	6,251	342	1	7%	-4%	0.7
Non-Dissolution	5,216	5,248	202	10	8%	7%	0.5
Domestic Violence	1,488	1,490	12	0	12%	31%	0.1
Other	1,353	1,356	849	3	-1%	2%	7.5
<b>Total</b>	<b>50,639</b>	<b>49,982</b>	<b>13,163</b>	<b>3,911</b>	<b>3%</b>	<b>3%</b>	<b>3.2</b>

# MONMOUTH COUNTY FIVE YEAR TRENDS

1983	1984	1985	1986	1987	1987 State Average	1987 County Rank*
------	------	------	------	------	--------------------	-------------------

Overall Caseload	Filings	44,840	43,493	45,540	49,268	50,639		8
	Terminations	46,334	43,526	47,037	48,379	49,982		7
	Active Pending	12,834	12,756	11,699	12,588	13,163		4
	Backlog	3,007	3,293	2,992	3,746	3,911		3

Average Months to Termination	3.3	3.5	3.0	3.1	3.2	2.6	3
-------------------------------	-----	-----	-----	-----	-----	-----	---

Average F.T.E. Judges Assigned	17.6	15.7	17.5	17.2	17.1		
--------------------------------	------	------	------	------	------	--	--

Caseload Per Judge	Filings	2,548	2,770	2,602	2,864	2,961	2,674	7
	Terminations	2,633	2,772	2,688	2,813	2,923	2,650	10
	Active Pending	729	812	669	732	770	569	2
	Backlog	171	210	171	218	229	160	5

\* Counties ranked from highest to lowest.

# VICINAGE #10

## • MORRIS AND SUSSEX COUNTIES

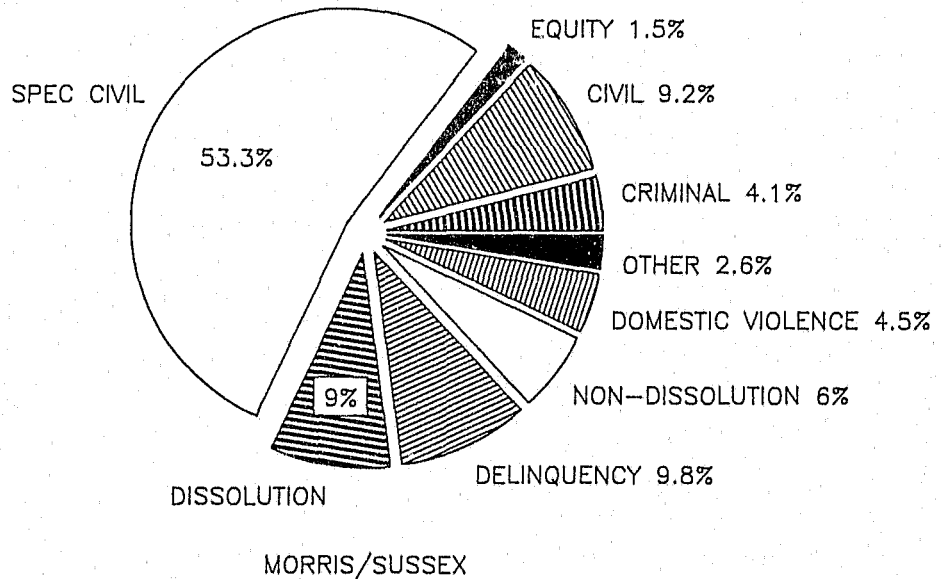


**Reginald Stanton**  
Assignment Judge

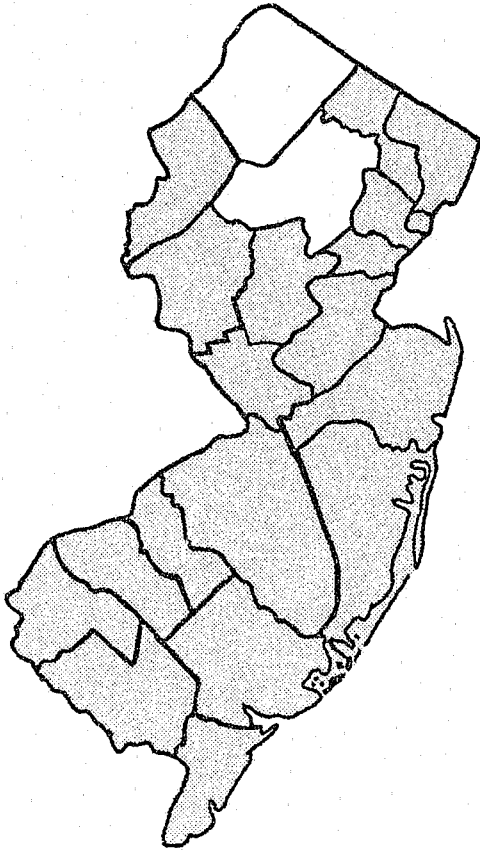


**Michael A. Arnold**  
Trial Court  
Administrator

### COMPOSITION OF FILINGS



## Annual Report



The Morris-Sussex Vicinage lies in the northwestern part of the state and is bordered by the Passaic, Essex, Union and Somerset Vicinages. It is the 3rd largest vicinage in the state and occupies 997 square miles. Comprised of Morris and Sussex Counties, it is one of 4 multi-county vicinages.

The 1986 population was 541,300, ranking 6th in the state. The 1984 per capita income for Morris was \$19,518, ranking 3rd among the 21 counties. Sussex's per capita income of \$13,712 stood 14th in the state.

Morris County became the second pilot-site for the direct filing of Law Division and General Equity matters.

Morris also was designated as the pilot county for the state-wide Civil Automated Case Management System (ACMS). During the year, Morris moved through the design and testing phase and began on-line use of ACMS in June.

As part of the move towards better management of data, Morris began to plan an elaborate LAN (Networking) for the Trial Court Administrator's office. This 13-person network shares statistical, personnel, budget and inventory data and serves as an internal electronic mail system. The second phase networking will include all Superior Court judges and other support offices including jury management and a law library.

The Municipal Court Services Unit of the Court Administrator's Office also began a process of automating its records, both internally and from the Municipal Court itself. Further efforts were made to automate the Court Interpreter Section by expanding its statistical data base and managing per diem interpreter usage and expenses.

Planning was completed for a new courthouse facility in Sussex County and three-story addition in Morris County.

The design phase was initiated for a one-step summoning process for jurors in Morris. This process, to begin in January, 1988, will be less burdensome and less expensive.

The vicinage achieved overall calendar clearance.

In Sussex County, the Criminal Division implemented the PROMIS/GAVEL computer system in cooperation with the Sussex Prosecutor's Office and Probation Department.

The Court Administrator's Office took over management of the Juvenile Evaluation and Treatment Services (JETS), formally supervised by the County Administrator's Office.

# MORRIS COUNTY 1987 STATISTICS

	Filings	Terminations	Active Pending	Backlog	% Change, Filings	5-Year Average	Average Months to Termination
Criminal	1,210	1,220	385	132	10%	14%	3.8
Civil	2,748	2,783	3,407	1,715	-7%	4%	14.7
Equity	407	418	187	14	-3%	1%	5.4
Special Civil	15,163	15,015	1,791	46	0%	2%	1.4
Dissolution	2,355	2,381	734	235	44%	11%	3.7
Delinquency	2,714	2,729	100	8	11%	-1%	0.4
Non-Dissolution	1,233	1,263	55	20	13%	-2%	0.5
Domestic Violence	1,221	1,237	30	0	37%	21%	0.3
Other	616	623	315	2	-17%	-8%	6.1
<b>Total</b>	<b>27,667</b>	<b>27,669</b>	<b>7,004</b>	<b>2,172</b>	<b>4%</b>	<b>3%</b>	<b>3.0</b>



## MORRIS COUNTY FIVE YEAR TRENDS

1983	1984	1985	1986	1987	1987 State Average	1987 County Rank*
------	------	------	------	------	--------------------	-------------------

Overall Caseload	Filings	24,757	23,702	25,109	26,482	27,667		13
	Terminations	25,280	23,876	24,750	25,756	27,669		13
	Active Pending	6,189	5,990	6,367	7,050	7,004		11
	Backlog	1,904	1,760	1,716	2,047	2,172		9

Average Months to Termination	2.9	3.0	3.1	3.3	3.0	2.6	4
-------------------------------	-----	-----	-----	-----	-----	-----	---

Average F.T.E. Judges Assigned	12.0	12.0	12.5	11.6	13.0		
--------------------------------	------	------	------	------	------	--	--

Caseload Per Judge	Filings	2,063	1,975	2,009	2,283	2,128	2,674	21
	Terminations	2,107	1,990	1,980	2,220	2,128	2,650	21
	Active Pending	516	499	509	608	539	569	13
	Backlog	159	147	137	176	167	160	9

\* Counties ranked from highest to lowest.

# SUSSEX COUNTY 1987 STATISTICS

	Filings	Terminations	Active Pending	Backlog	% Change, Filings	5-Year Average	Average Months to Termination
Criminal	256	253	141	62	-26%	-9%	6.7
Civil	566	615	402	113	10%	8%	7.8
Equity	153	115	83	1	59%	9%	8.7
Special Civil	4,113	4,175	429	26	2%	-1%	1.2
Dissolution	906	884	255	64	66%	14%	3.5
Delinquency	820	877	37	6	15%	-2%	0.5
Non-Dissolution	954	952	37	2	-10%	9%	0.5
Domestic Violence	411	385	20	0	12%	26%	0.6
Other	308	325	171	7	-8%	16%	6.3
<b>Total</b>	<b>8,487</b>	<b>8,581</b>	<b>1,575</b>	<b>281</b>	<b>6%</b>	<b>2%</b>	<b>2.2</b>

## SUSSEX COUNTY FIVE YEAR TRENDS

1983	1984	1985	1986	1987	1987 State Average	1987 County Rank*
------	------	------	------	------	--------------------	-------------------

Overall Caseload	Filings	7,790	7,703	8,114	8,010	8,487	18
	Terminations	7,647	8,174	8,369	7,748	8,581	18
	Active Pending	2,121	1,638	1,435	1,668	1,575	17
	Backlog	623	358	306	346	281	20

Average Months to Termination	3.3	2.4	2.1	2.6	2.2	2.6	15
-------------------------------	-----	-----	-----	-----	-----	-----	----

Average F.T.E. Judges Assigned	1.6	2.9	3.3	3.1	2.9
--------------------------------	-----	-----	-----	-----	-----

Caseload Per Judge	Filings	4,869	2,656	2,459	2,584	2,927	2,674	9
	Terminations	4,779	2,819	2,536	2,499	2,959	2,650	8
	Active Pending	1,326	565	435	538	543	569	12
	Backlog	389	123	93	112	97	160	17

\* Counties ranked from highest to lowest.

# VICINAGE #11

## • PASSAIC COUNTY

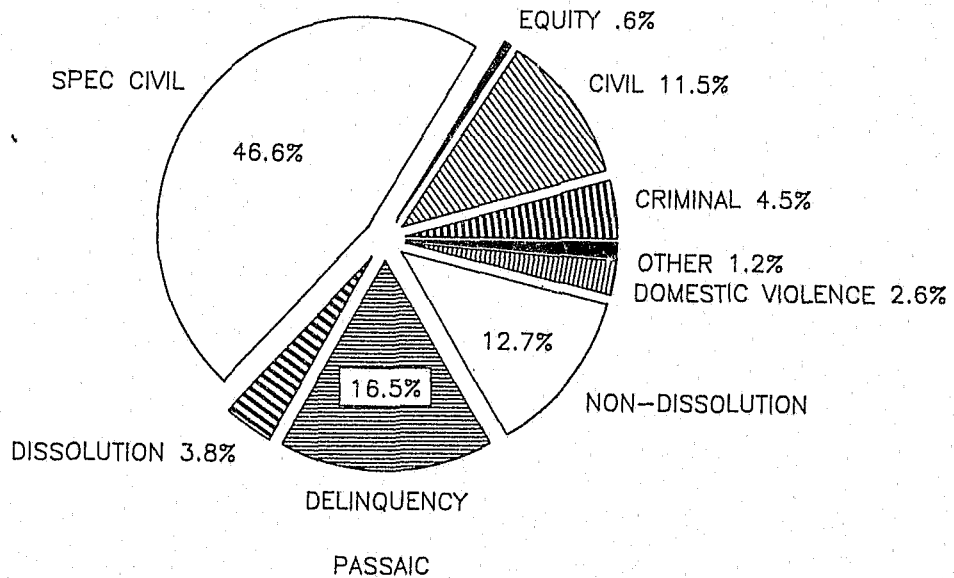


**Nicholas G. Mandak**  
Assignment Judge

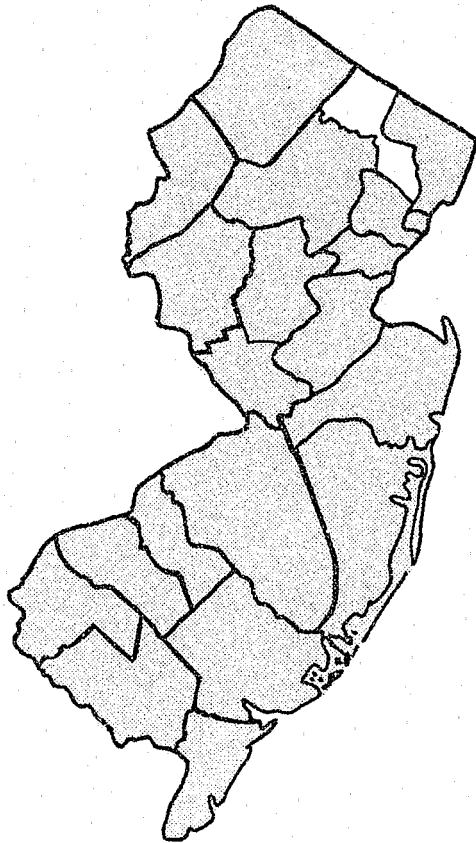


**Richard M. Centanni**  
Trial Court  
Administrator

## COMPOSITION OF FILINGS



## Annual Report



The Passaic Vicinage lies in the northeastern part of the state and is bordered by the Bergen, Essex and Morris Vicinages. It is the 12th largest vicinage in the state and occupies 192 square miles.

The 1986 population was 461,500, ranking 9th in the state. Its 1984 per capita income was \$13,722, ranking 13th among the 21 counties.

Extensive use of personal computers, additional terminals tied into the Promis/Gavel System, realignments of staffs and their duties and the ultimate replacement of cumbersome manual efforts through computerization highlighted the court year.

New computers and printers installed in each department in Civil provided for automated preparation of landlord-tenant docket sheets and executions in the Small Claims Court. In the Family Division, personal computers were used as complete case tracking systems that also give reports, set up calendars, and send out notices.

The Criminal Case Manager's Office, which operated in a vacant courtroom for approximately two years, relocated to a nearby building. The relocation prompted the absorption of the presentence investigational and clerical staff into the office.

Streamlining also included a pilot project to screen welfare cases for early enrollment into P.T.I.; new intake procedures for indictable cases at the municipal court level, and new bail recognizance forms that consolidated multiple forms previously in use.

The Family Division obtained additional office space through renovations.

The Probation Department personnel served as basketball and softball coaches for juvenile teams, conducted field trips for juveniles and provided a summer camp program.

In addition, a taskforce was formed to provide maximum "street" supervision.

The Surrogate's Office began a "Night Court" each Tuesday in one of four selected municipalities and a visiting service for the ill and infirm.

New security personnel were hired and magnetometers were purchased in preparation for the operation of metal detector systems at the complex's two entrances.

# PASSAIC COUNTY 1987 STATISTICS

	Filings	Terminations	Active Pending	Backlog	% Change, Filings	5-Year Average	Average Months to Termination
Criminal	2,307	2,147	798	322	19%	6%	4.5
Civil	5,891	5,398	4,211	1,002	4%	7%	9.4
Equity	298	266	236	72	-11%	-7%	10.6
Special Civil	23,927	23,688	1,988	102	3%	-3%	1.0
Dissolution	1,960	1,710	1,118	297	11%	2%	7.8
Delinquency	8,442	7,668	827	227	10%	6%	1.3
Non-Dissolution	6,519	6,426	835	183	0%	-2%	1.6
Domestic Violence	1,359	1,355	45	0	14%	39%	0.4
Other	611	684	459	5	-8%	-14%	8.1
<b>Total</b>	<b>51,314</b>	<b>49,342</b>	<b>10,517</b>	<b>2,210</b>	<b>5%</b>	<b>0%</b>	<b>2.6</b>

## PASSAIC COUNTY FIVE YEAR TRENDS

1983	1984	1985	1986	1987	1987 State Average	1987 County Rank*
------	------	------	------	------	--------------------------	-------------------------

Overall Caseload	Filings	51,073	51,621	51,911	49,023	51,314		7
	Terminations	52,092	52,551	52,135	49,025	49,342		8
	Active Pending	9,433	8,701	8,199	8,524	10,517		6
	Backlog	1,557	1,591	1,420	1,788	2,210		8

Average Months to Termination	2.2	2.0	1.9	2.1	2.6	2.6	9
-------------------------------	-----	-----	-----	-----	-----	-----	---

Average F.T.E. Judges Assigned	21.1	19.7	20.5	19.6	20.7
--------------------------------	------	------	------	------	------

Caseload Per Judge	Filings	2,421	2,620	2,532	2,501	2,479	2,674	13
	Terminations	2,469	2,668	2,543	2,501	2,384	2,650	16
	Active Pending	447	442	400	435	508	569	14
	Backlog	74	81	69	91	107	160	14

\* Counties ranked from highest to lowest.

# VICINAGE #12

## • UNION COUNTY

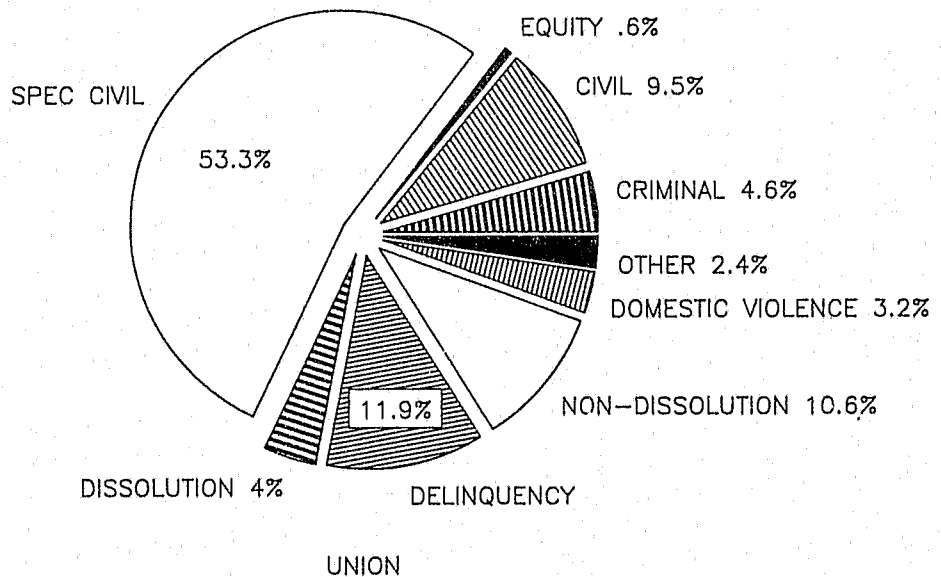


Edward W. Beglin, Jr.  
Assignment Judge



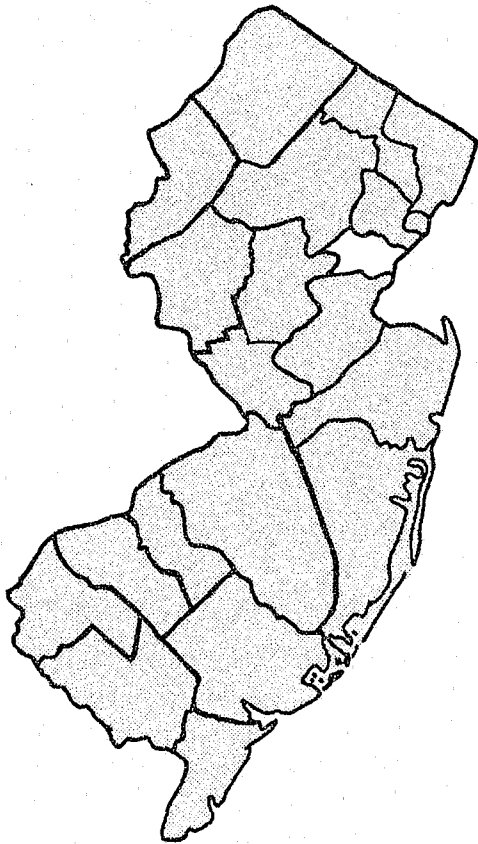
John N. Miri, Esq.  
Trial Court  
Administrator

## COMPOSITION OF FILINGS





## Annual Report



The Union Vicinage lies in the northeastern part of the state and is bordered by the Essex, Morris, Somerset and Middlesex Vicinages. It is the 14th largest vicinage in the state and occupies 103 square miles.

The 1986 population was 504,700, ranking 7th in the state. Its 1984 per capita income was \$17,479, ranking 5th among the 21 counties.

Considerable efforts were made to strengthen the management structure, including the creation of separate civil and criminal case management teams and their placement in new improved facilities.

The expanded Speedy Trial Program, including a county-wide central judicial processing court, disposed of approximately 70% of the cases without indictment either through diversion, downgrade, administrative dismissal or plea.

A specialized child support enforcement unit was formed and a new position of Domestic Violence Coordinator was created. Both programs were designed in response to local demands and have allowed improved delivery of services from the court.

Through funding provided by the Youth Services Commission, a liaison position was developed to better coordinate the specialized diagnostic and therapeutic services provided by the Family Services Agency Consortium.

The Family Division also successfully integrated several computerized management report programs.

The Probation Department acquired an IBM System 36 computer which initially will be used to process penalties, forensic lab fees, fines and restitution payments. Further plans include a management system for the adult and juvenile caseloads, being developed with the support of the Union County College Computer Services Division.

A urine monitoring program for adult offenders was initiated as a wristlet supervisory program for pretrial offenders.

Work began on a Judicial Facilities Master Plan under the supervision of an outside consultant commissioned by the county.

The Trial Court Administrator developed a two-day management development seminar for division managers and senior staff.

# UNION COUNTY 1987 STATISTICS

	Filings	Terminations	Active Pending	Backlog	% Change, Filings	5-Year Average	Average Months to Termination
Criminal	2,438	2,137	690	211	8%	7%	3.9
Civil	5,100	5,538	3,963	1,387	14%	2%	8.6
Equity	320	336	229	59	-17%	-8%	8.2
Special Civil	28,516	28,523	4,223	473	4%	5%	1.8
Dissolution	2,145	2,087	859	125	4%	3%	4.9
Delinquency	6,394	6,405	669	58	-1%	0%	1.3
Non-Dissolution	5,656	5,653	248	48	4%	-5%	0.5
Domestic Violence	1,688	1,689	26	0	17%	14%	0.2
Other	1,282	1,273	730	24	-6%	-1%	6.9
<b>Total</b>	<b>53,539</b>	<b>53,641</b>	<b>11,637</b>	<b>2,385</b>	<b>5%</b>	<b>2%</b>	<b>2.6</b>

## UNION COUNTY FIVE YEAR TRENDS

1983	1984	1985	1986	1987	1987 State Average	1987 County Rank*
------	------	------	------	------	--------------------	-------------------

Overall Caseload	Filings	48,970	47,390	48,412	51,230	53,539	6
	Terminations	49,288	47,310	48,074	50,104	53,641	6
	Active Pending	10,464	10,544	10,740	11,935	11,637	5
	Backlog	2,817	3,320	2,932	3,212	2,385	6

Average Months to Termination	2.5	2.7	2.7	2.9	2.6	2.6	10
-------------------------------	-----	-----	-----	-----	-----	-----	----

Average F.T.E. Judges Assigned	21.4	19.2	21.0	22.8	23.4
--------------------------------	------	------	------	------	------

Caseload Per Judge	Filings	2,288	2,468	2,305	2,247	2,288	2,674	18
	Terminations	2,303	2,464	2,289	2,198	2,292	2,650	17
	Active Pending	489	549	511	523	497	569	15
	Backlog	132	173	140	141	102	160	15

\* Counties ranked from highest to lowest.

# VICINAGE #13

## • SOMERSET, HUNTERDON, WARREN COUNTIES

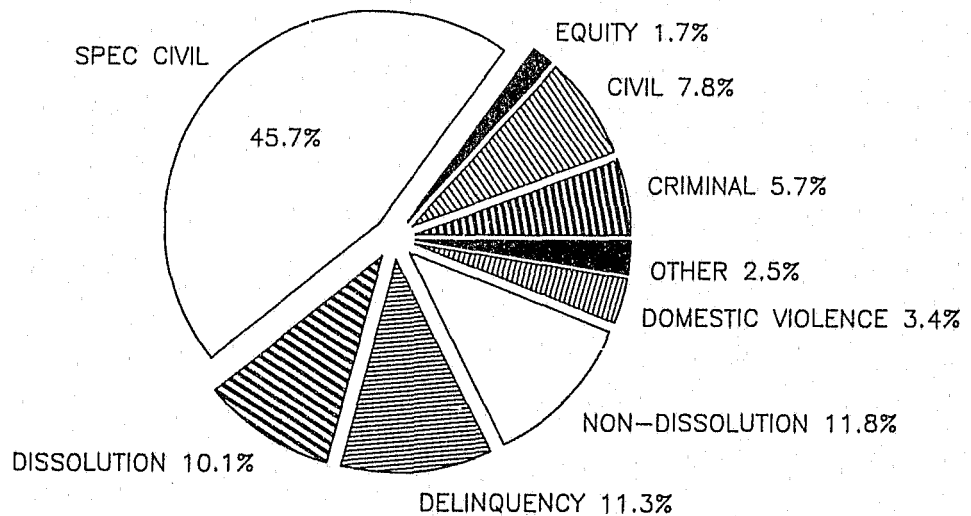


**Wilfred P. Diana**  
Assignment Judge



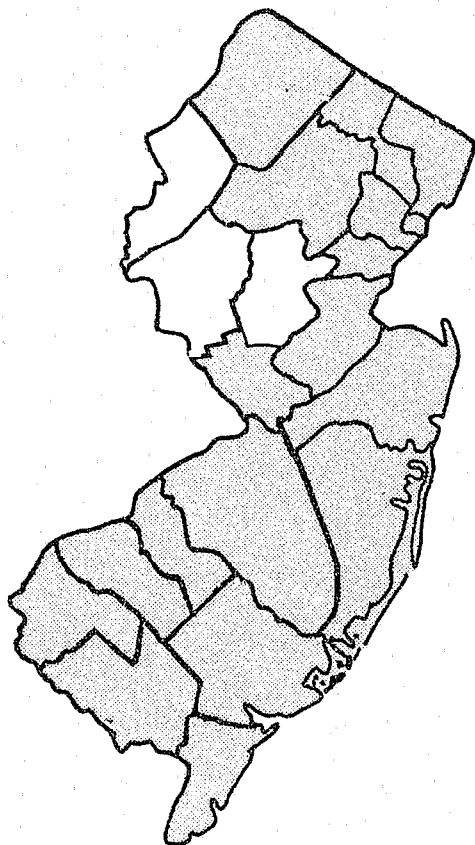
**Eugene L. Farkas**  
Trial Court  
Administrator

### COMPOSITION OF FILINGS



SOMERSET/HUNTERDON/WARREN

## Annual Report



The Hunterdon-Somerset-Warren Vicinage lies in the northwestern part of the state and is bordered by the Morris, Union, Middlesex and Mercer Vicinages. It is the 2nd largest vicinage in the state and occupies 1,097 square miles. Comprised of Somerset, Hunterdon and Warren Counties, it is one of four multi-county vicinages.

The 1986 population was 398,300, ranking 11th in the state. The 1984 per capita income was \$19,598 in Somerset, ranking 2nd among the 21 counties, \$18,040 in Hunterdon, ranking 4th in the state, and \$14,044 in Warren, ranking 11th in the state.

The Somerset County judiciary moved into a new five-story court complex that accommodates seven judges, administrators and support staff. The new facility allows for the consolidation of case processing, case management and probation functions at one location.

A new law library in Somerset was equipped with the WESTLAW computerized legal research system for use by the Judiciary and the Prosecutor's office. Planning began to expand the system for use by members of the Somerset Bar.

A consultant was hired to develop plans for expansion and improvement of the Warren County judicial facilities.

Significant renovation to a historic church on the Somerset Courthouse property provided an expanded and comfortable jury assembly facility.

Planning began to establish one-step summoning of jurors in Hunterdon and Warren counties.

The Hunterdon County court security plan was approved for implementation.

The Family Division case management office in Somerset implemented a grant to establish a custody mediation program that puts a major emphasis on the education of the parties.

The Family Division also began an Early Settlement Panel program conducted by volunteer members of the Somerset Bar. The panel had a 77 percent success rate, aiding in the resolution of contested dissolution proceedings.

In cooperation with the Somerset County Administrator's Office, a records management program was initiated to reduce storage of disposed and inactive cases.

Through the County Youth Services Commission, a computer system was established to track the involvement of juveniles with 18 cooperating social service agencies. The tracking system is the first of its kind in the state.

# SOMERSET COUNTY 1987 STATISTICS

	Filings	Terminations	Active Pending	Backlog	% Change, Filings	5-Year Average	Average Months to Termination
Criminal	628	633	58	6	-11%	2%	1.1
Civil	1,249	1,218	727	75	0%	5%	7.2
Equity	217	235	116	17	10%	10%	5.9
Special Civil	7,280	7,511	870	184	-7%	-2%	1.4
Dissolution	1,608	1,553	304	34	79%	23%	2.3
Delinquency	1,261	1,258	62	0	7%	-5%	0.6
Non-Dissolution	1,055	1,049	56	0	6%	-5%	0.6
Domestic Violence	450	448	2	0	26%	1%	0.1
Other	303	311	147	3	6%	-3%	5.7
<b>Total</b>	<b>14,051</b>	<b>14,216</b>	<b>2,342</b>	<b>319</b>	<b>3%</b>	<b>0%</b>	<b>2.0</b>

## SOMERSET COUNTY FIVE YEAR TRENDS

1983	1984	1985	1986	1987	1987 State Average	1987 County Rank*
------	------	------	------	------	--------------------------	-------------------------

Overall Caseload	Filings	14,078	13,057	12,574	13,707	14,051		16
	Terminations	14,829	13,422	12,482	13,072	14,216		16
	Active Pending	2,216	1,757	1,870	2,506	2,342		16
	Backlog	252	98	141	222	319		18

Average Months to Termination	1.8	1.6	1.8	2.3	2.0	2.6	16
-------------------------------	-----	-----	-----	-----	-----	-----	----

Average F.T.E. Judges Assigned	5.2	5.9	5.7	5.6	5.7
--------------------------------	-----	-----	-----	-----	-----

Caseload Per Judge	Filings	2,707	2,213	2,206	2,448	2,465	2,674	14
	Terminations	2,852	2,275	2,190	2,334	2,494	2,650	13
	Active Pending	426	298	328	448	411	569	18
	Backlog	48	17	25	40	56	160	20

\* Counties ranked from highest to lowest.

# HUNTERDON COUNTY 1987 STATISTICS

	Filings	Terminations	Active Pending	Backlog	% Change, Filings	5-Year Average	Average Months to Termination
Criminal	391	357	124	27	41%	-5%	4.2
Civil	428	339	436	158	23%	13%	15.4
Equity	138	117	81	12	48%	19%	8.3
Special Civil	2,211	2,229	380	79	-9%	0%	2.0
Dissolution	507	442	269	80	30%	3%	7.3
Delinquency	600	587	47	11	22%	-6%	1.0
Non-Dissolution	738	727	26	3	24%	58%	0.4
Domestic Violence	178	167	16	0	12%	2%	1.1
Other	197	187	89	4	-3%	-3%	5.7
<b>Total</b>	<b>5,388</b>	<b>5,152</b>	<b>1,468</b>	<b>374</b>	<b>8%</b>	<b>2%</b>	<b>3.4</b>



## HUNTERDON COUNTY FIVE YEAR TRENDS

1983	1984	1985	1986	1987	1987 State Average	1987 County Rank*
------	------	------	------	------	--------------------------	-------------------------

Overall Caseload	Filings	4,926	4,762	4,792	4,988	5,388	21
	Terminations	5,263	5,034	4,929	4,763	5,152	21
	Active Pending	1,331	1,082	993	1,228	1,468	18
	Backlog	345	345	215	253	374	16

Average Months to Termination	3.0	2.6	2.4	3.1	3.4	2.6	2
-------------------------------	-----	-----	-----	-----	-----	-----	---

Average F.T.E. Judges Assigned	2.3	2.1	2.0	1.9	2.3
--------------------------------	-----	-----	-----	-----	-----

Caseload Per Judge	Filings	2,142	2,268	2,396	2,625	2,343	2,674	17
	Terminations	2,288	2,397	2,465	2,507	2,240	2,650	19
	Active Pending	579	515	497	646	638	569	8
	Backlog	150	164	108	133	163	160	10

\* Counties ranked from highest to lowest.

# WARREN COUNTY 1987 STATISTICS

	Filings	Terminations	Active Pending	Backlog	% Change, Filings	5-Year Average	Average Months to Termination
Criminal	461	555	197	109	-5%	-7%	4.3
Civil	326	275	328	78	1%	12%	14.3
Equity	77	77	46	5	13%	13%	7.2
Special Civil	2,296	2,276	237	76	1%	2%	1.2
Dissolution	484	496	204	52	36%	4%	4.9
Delinquency	1,060	1,011	108	4	10%	-7%	1.3
Non-Dissolution	1,244	1,255	23	2	4%	6%	0.2
Domestic Violence	256	257	6	0	-4%	2%	0.3
Other	156	155	130	2	-14%	-8%	10.1
<b>Total</b>	<b>6,360</b>	<b>6,357</b>	<b>1,279</b>	<b>328</b>	<b>4%</b>	<b>0%</b>	<b>2.4</b>

## WARREN COUNTY FIVE YEAR TRENDS

	1983	1984	1985	1986	1987	1987 State Average	1987 County Rank*
--	------	------	------	------	------	--------------------------	-------------------------

Overall Caseload	Filings	6,411	6,037	5,683	6,118	6,360	20
	Terminations	6,330	6,165	5,774	6,115	6,357	20
	Active Pending	1,270	1,170	1,113	1,192	1,279	20
	Backlog	325	246	205	235	328	17

Average Months to Termination	2.4	2.3	2.3	2.3	2.4	2.6	14
-------------------------------	-----	-----	-----	-----	-----	-----	----

Average F.T.E. Judges Assigned	1.7	2.1	2.3	1.8	1.9
--------------------------------	-----	-----	-----	-----	-----

Caseload Per Judge	Filings	3,771	2,875	2,471	3,399	3,347	2,674	3
	Terminations	3,724	2,936	2,510	3,397	3,346	2,650	3
	Active Pending	747	557	484	662	673	569	7
	Backlog	191	117	89	131	173	160	7

\* Counties ranked from highest to lowest.

# VICINAGE #14

## • OCEAN COUNTY

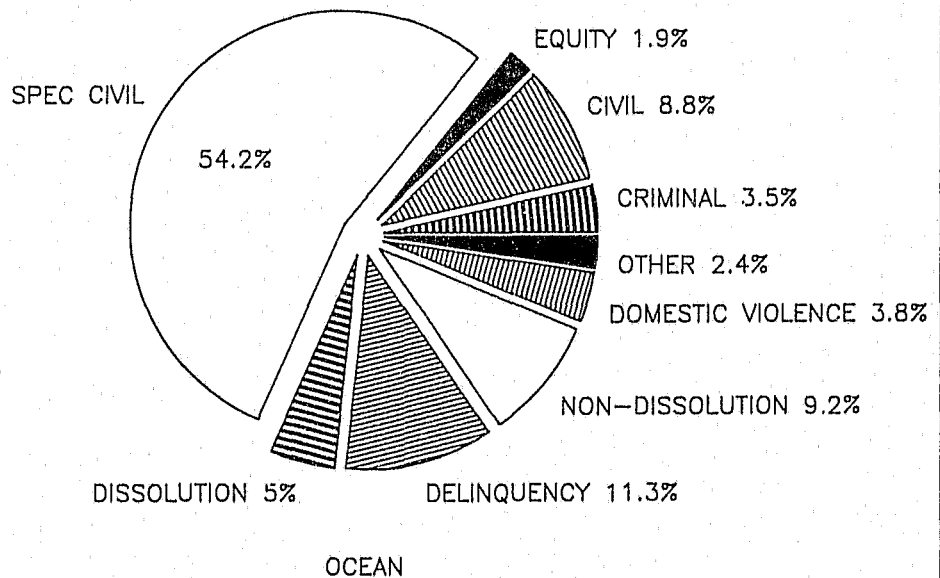


**Eugene D. Serpentelli**  
Assignment Judge

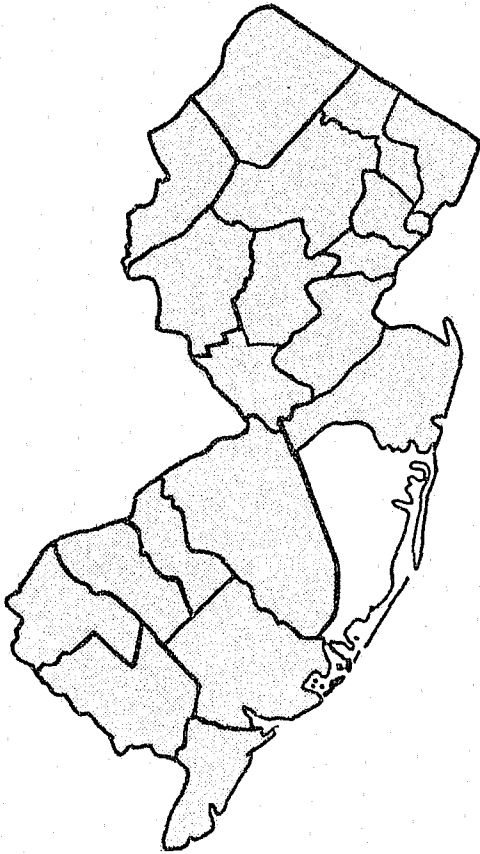


**Frank W. Kirkleski**  
Trial Court  
Administrator

### COMPOSITION OF FILINGS



## Annual Report



The Ocean Vicinage lies in the southeastern part of the state and is bordered by the Monmouth, Burlington and Atlantic Vicinages. It is the 6th largest vicinage in the state and occupies 637 square miles.

The 1986 population was 393,600, ranking 12th in the state. Its 1984 per capita income was \$13,543, ranking 16th among the 21 counties.

The Ocean Vicinage's Jobs for Support Program was recognized with the only award ever given to a county probation department by the Department of Public Welfare and by a distinguished award from the National Association of Counties.

In addition, the Administrative Office of the Courts awarded Ocean a grant to pilot the program, which requires an unemployed person not paying support to perform morning service and to seek employment in the afternoon.

The National Association of Counties also gave awards to the vicinage for several projects, including civil warrants for failing to pay child support, and for a program under which juveniles are placed in jobs with salaries earmarked for restitution.

The vicinage received a grant to train Family and Probation staff in small group counseling skills. A parent effectiveness program was initiated to train parents and local school districts in dealing with troubled youths.

A site, equipment and staff were secured for offenders' substance abuse program, scheduled to begin early in 1988, in affiliation with the New Hope Foundation.

Many recommendations of the Citizens Advisory Committee on jury use were implemented, including renovations to the jury assembly room, provisions for orientation materials, parking signs and educational films.

A WESTLAW automated legal research system was installed in the Law Library to increase services available to judicial employees and members of the Bar.

Ocean implemented a dispute resolution grant to develop a comprehensive approach for dealing with custody/visitation issues--expanding the mediation staff, providing coordinated support between the social services agencies that work with the Family Division, and establishing "divorcing families workshops."

# OCEAN COUNTY 1987 STATISTICS

	Filings	Terminations	Active Pending	Backlog	% Change, Filings	5-Year Average	Average Months to Termination
Criminal	1,135	959	566	320	-4%	-2%	7.1
Civil	2,855	2,712	2,465	757	0%	6%	10.9
Equity	620	510	260	18	43%	19%	6.1
Special Civil	17,660	18,047	2,428	67	2%	5%	1.6
Dissolution	1,626	1,538	858	240	-6%	1%	6.7
Delinquency	3,671	3,786	235	20	0%	0%	0.7
Non-Dissolution	3,015	2,859	217	19	-16%	-4%	0.9
Domestic Violence	1,236	1,213	46	0	21%	6%	0.5
Other	795	827	462	19	3%	2%	6.7
<b>Total</b>	<b>32,613</b>	<b>32,451</b>	<b>7,537</b>	<b>1,460</b>	<b>0%</b>	<b>2%</b>	<b>2.8</b>

## OCEAN COUNTY FIVE YEAR TRENDS

	1983	1984	1985	1986	1987	1987 State Average	1987 County Rank*
--	------	------	------	------	------	--------------------------	-------------------------

Overall Caseload	Filings	29,881	28,587	30,597	32,543	32,613		11
	Terminations	30,622	28,988	30,139	31,643	32,451		11
	Active Pending	6,137	5,910	6,505	7,419	7,537		10
	Backlog	1,436	935	1,131	1,257	1,460		12

Average Months to Termination	2.4	2.4	2.6	2.8	2.8	2.6	7
-------------------------------	-----	-----	-----	-----	-----	-----	---

Average F.T.E. Judges Assigned	9.5	9.6	11.2	9.9	10.9		
--------------------------------	-----	-----	------	-----	------	--	--

Caseload Per Judge	Filings	3,145	2,978	2,732	3,287	2,992	2,674	6
	Terminations	3,223	3,020	2,691	3,196	2,977	2,650	7
	Active Pending	646	616	581	749	691	569	5
	Backlog	151	97	101	127	134	160	12

\* Counties ranked from highest to lowest.

# VICINAGE #15

## • GLOUCESTER, CUMBERLAND, SALEM COUNTIES

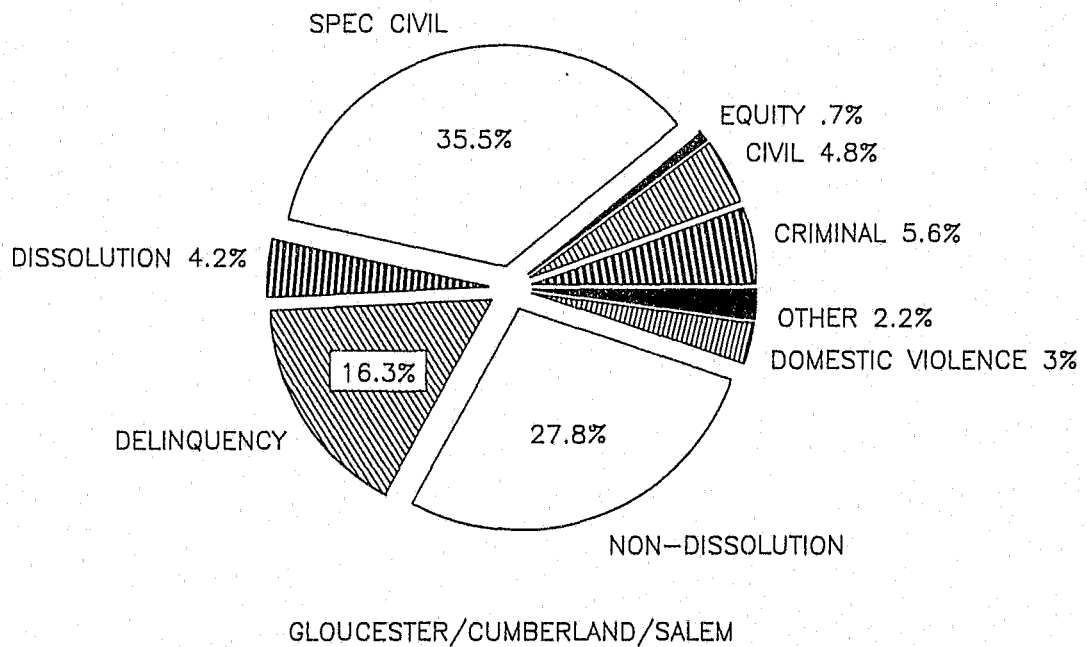


**Samuel G. DeSimone**  
Assignment Judge



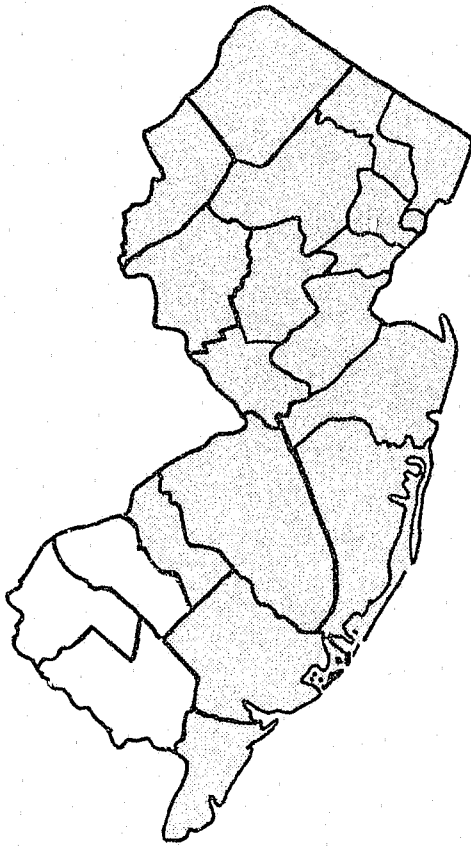
**Stephen E. Fingerman**  
Trial Court  
Administrator

### COMPOSITION OF FILINGS





## Annual Report



The Gloucester-Cumberland-Salem Vicinage lies in the southwestern part of the state and is bordered by the Camden and Atlantic Vicinages. It is the largest vicinage in the state and occupies 1,184 square miles. Comprised of Gloucester, Cumberland and Salem Counties, it is one of four multi-county vicinages.

The 1986 population was 412,700, ranking 18th in the state. The 1984 per capita income was \$12,478 in Gloucester, ranking 10th among the 21 counties, \$11,221 in Cumberland, ranking 21st in the state, and \$11,905 in Salem, ranking 20th in the state.

A Bail/Jail Overcrowding Program was implemented in all three counties of Vicinage 15. A Superior Court Judge, in conjunction with the Criminal Case Management Office, monitors the daily population in each of the three county jails. This has resulted in significant reductions.

There were many new alternative dispute resolution programs implemented in Vicinage 15:

—An extended commercial arbitration program in Cumberland which is essentially voluntary and non-binding.

—A Neighborhood Dispute Program staffed by volunteers servicing the Municipal courts under the supervision of the Assignment Judge's Office.

—A Small Claims Mediation Program conducted by law clerks.

—An Early Settlement Program for Civil and Matrimonial which expanded to include Gloucester.

A Comprehensive Complex Case Management Project was initiated and the program is attempting to isolate and prioritize the factors to be identified so that each case can be assigned to an appropriate management option.

An Advisory Committee on Small Claims was established to discuss a "pro se" litigant's handbook, procedural changes that could be made in the Small Claims Court to improve that court, and proposals for restructuring.

A sound recorder was installed in every court within the vicinage. All court clerks were cross-trained so that they could work in any court throughout the vicinage as well as run a sound recorder.

Gloucester County experimented with a domestic violence program that gives counseling in the evening.

Planning was initiated for one-step jury summoning and computerization of jury management in Gloucester.

# GLOUCESTER COUNTY 1987 STATISTICS

	Filings	Terminations	Active Pending	Backlog	% Change, Filings	5-Year Average	Average Months to Termination
Criminal	980	788	669	500	5%	-6%	10.2
Civil	1,436	1,347	1,603	756	5%	9%	14.3
Equity	181	163	60	0	10%	4%	4.4
Special Civil	8,598	8,825	696	33	-9%	3%	0.9
Dissolution	1,206	1,173	510	154	50%	6%	5.2
Delinquency	3,214	3,301	256	20	24%	9%	0.9
Non-Dissolution	4,545	4,645	241	18	-1%	32%	0.6
Domestic Violence	501	503	9	0	-4%	-3%	0.2
Other	506	502	341	24	13%	9%	8.2
<b>Total</b>	<b>21,167</b>	<b>21,247</b>	<b>4,385</b>	<b>1,505</b>	<b>1%</b>	<b>7%</b>	<b>2.5</b>

## GLOUCESTER COUNTY FIVE YEAR TRENDS

1983	1984	1985	1986	1987	1987 State Average	1987 County Rank*
------	------	------	------	------	--------------------	-------------------

Overall Caseload	Filings	16,566	16,154	20,004	20,883	21,167		15
	Terminations	16,879	16,673	19,957	20,739	21,247		14
	Active Pending	4,659	4,224	4,319	4,507	4,385		15
	Backlog	1,758	1,789	1,522	1,721	1,505		11

Average Months to Termination	3.3	3.0	2.6	2.6	2.5	2.6	13
-------------------------------	-----	-----	-----	-----	-----	-----	----

Average F.T.E. Judges Assigned	5.4	6.0	7.7	7.4	7.9		
--------------------------------	-----	-----	-----	-----	-----	--	--

Caseload Per Judge	Filings	3,068	2,692	2,598	2,822	2,679	2,674	12
	Terminations	3,126	2,779	2,592	2,803	2,689	2,650	11
	Active Pending	863	704	561	609	555	569	11
	Backlog	326	298	198	233	191	160	6

\* Counties ranked from highest to lowest.

# CUMBERLAND COUNTY 1987 STATISTICS

	Filings	Terminations	Active Pending	Backlog	% Change, Filings	5-Year Average	Average Months to Termination
Criminal	1,093	1,120	513	279	-13%	2%	5.5
Civil	852	776	926	422	6%	12%	14.3
Equity	126	139	37	10	-2%	0%	3.2
Special Civil	7,244	7,044	1,191	95	-2%	5%	2.0
Dissolution	679	614	392	163	7%	4%	7.7
Delinquency	3,978	3,607	631	157	0%	27%	2.1
Non-Dissolution	6,936	6,631	620	242	0%	2%	1.1
Domestic Violence	717	728	38	0	7%	5%	0.6
Other	395	315	587	6	-5%	-6%	22.4
<b>Total</b>	<b>22,020</b>	<b>20,974</b>	<b>4,935</b>	<b>1,374</b>	<b>-1%</b>	<b>6%</b>	<b>2.8</b>

## CUMBERLAND COUNTY FIVE YEAR TRENDS

1983	1984	1985	1986	1987	1987 State Average	1987 County Rank*
------	------	------	------	------	--------------------------	-------------------------

Overall Caseload	Filings	17,737	17,178	20,056	22,193	22,020		14
	Terminations	17,388	17,079	20,278	21,211	20,974		15
	Active Pending	2,734	3,124	2,914	3,930	4,935		13
	Backlog	787	1,020	871	1,083	1,374		13

Average Months to Termination	1.9	2.2	1.7	2.2	2.8	2.6	6
----------------------------------	-----	-----	-----	-----	-----	-----	---

Average F.T.E. Judges Assigned	2.9	3.5	3.6	3.8	4.5
-----------------------------------	-----	-----	-----	-----	-----

Caseload Per Judge	Filings	6,116	4,908	5,571	5,840	4,893	2,674	1
	Terminations	5,996	4,880	5,633	5,582	4,661	2,650	1
	Active Pending	943	893	809	1,034	1,097	569	1
	Backlog	271	291	242	285	305	160	1

\* Counties ranked from highest to lowest.

# SALEM COUNTY 1987 STATISTICS

	Filings	Terminations	Active Pending	Backlog	% Change, Filings	5-Year Average	Average Months to Termination
Criminal	785	654	80	19	4%	1%	1.5
Civil	142	114	233	146	-17%	1%	24.5
Equity	48	44	22	1	55%	8%	6.0
Special Civil	2,283	2,222	313	25	-11%	-2%	1.7
Dissolution	272	308	157	53	-6%	2%	6.1
Delinquency	1,120	1,097	103	28	13%	4%	1.1
Non-Dissolution	2,684	2,679	143	30	-8%	-1%	0.6
Domestic Violence	299	292	9	0	51%	17%	0.4
Other	211	221	161	7	-15%	2%	8.7
<b>Total</b>	<b>7,844</b>	<b>7,631</b>	<b>1,221</b>	<b>309</b>	<b>-4%</b>	<b>0%</b>	<b>1.9</b>

## SALEM COUNTY FIVE YEAR TRENDS

1983	1984	1985	1986	1987	1987 State Average	1987 County Rank*
------	------	------	------	------	--------------------------	-------------------------

Overall Caseload	Filings	7,892	7,764	8,244	8,155	7,844	19
	Terminations	8,418	7,892	8,179	7,949	7,631	19
	Active Pending	930	813	878	1,090	1,221	21
	Backlog	170	143	221	290	309	19

Average Months to Termination	1.3	1.2	1.3	1.6	1.9	2.6	17
-------------------------------	-----	-----	-----	-----	-----	-----	----

Average F.T.E. Judges Assigned	2.0	1.9	2.0	2.0	1.8
--------------------------------	-----	-----	-----	-----	-----

Caseload Per Judge	Filings	3,946	4,086	4,122	4,078	4,358	2,674	2
	Terminations	4,209	4,154	4,090	3,975	4,239	2,650	2
	Active Pending	465	428	439	545	678	569	6
	Backlog	85	75	111	145	172	160	8

\* Counties ranked from highest to lowest.

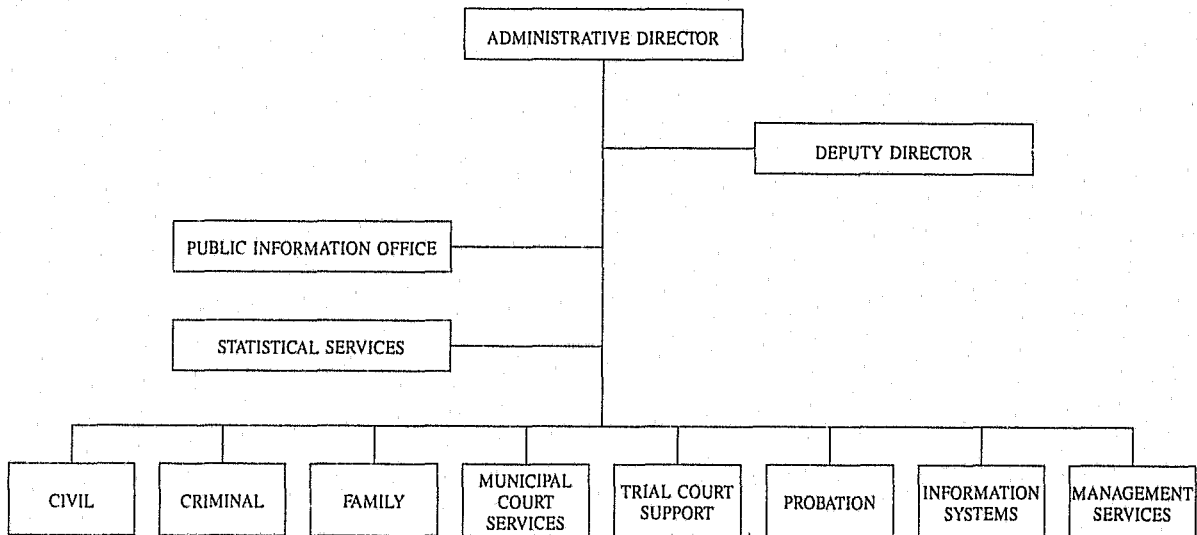
**THE ADMINISTRATIVE OFFICE**



---

---

## ADMINISTRATIVE OFFICE OF THE COURTS



The Administrative Office of the Courts (AOC) helps to carry out the administrative role of the Chief Justice. It serves as staff to the Chief Justice as the administrative head of the entire court system, and serves the entire Supreme Court in its rule-making function.

The AOC has three primary roles, the first of which is to carry out basic administrative tasks that make it possible for the Judiciary to operate effectively. In its second primary role of overseeing and coordinating management information, the AOC collects, compiles and distributes statistics on the work of the courts and it also develops and operates automated management information systems.

Perhaps the most significant work of the AOC is in its third major role: Research and development activities for improved court services. The AOC staffs the many Supreme Court committees of judges, lawyers, court staff and others that consider proposals for improved programs and procedures. Projects are initiated by the Supreme Court, the Chief Justice, the Assignment Judges or the AOC itself. The joint efforts of the court committees and the AOC place the New Jersey courts among the national leaders in court management.

To serve these three primary roles, the AOC is organized into eight divisions, each headed by an assistant director who works with the director and deputy director. There are divisions for civil, criminal and family practice; trial court support operations, probation and municipal court services, information systems and management services.

## COURT YEAR HIGHLIGHTS

---

The Administrative Office of the Courts led a variety of programs during 1987 to improve the overall management of the trial courts. The goal of these programs has been excellence in trial court operation: excellence in case management, excellence in administrative leadership, and excellence in the work of the support staff. These programs are rooted in the work of the Committee on Efficiency, a blue-ribbon commission of business leaders, county government leaders, and court personnel appointed by the Chief Justice, which in 1982 charted a long-range course of action for improvement in trial court operations. That work has proven to be seminal, and in 1987 much of the Efficiency Committee's recommendations have become integral to the functioning of the trial courts.

**Trial Court Structure.** The court year began with the completion and distribution of an evaluation of trial court structure. Recommendations for reorganizing the trial courts into Civil, General Equity, Criminal and Family Divisions, with presiding judges of each and with support staff organized into teams within each, and recommendations to strengthen the leadership roles of the Assignment Judge and trial court administrator had led to substantial restructuring in the years prior to 1986 and 1987. Over the last court year a committee of assignment judges evaluated the results and found the new structure basically positive. In the Civil Division, much of the reorganization remained to be accomplished, and the AOC launched a statewide civil restructuring program.

**Case Management Philosophy.** In developing techniques for processing cases through the court system to disposition, it became clear that the Judiciary needed to articulate a clear set of principles for case management, a statement of philosophy that was accepted and understood by judges, lawyers, and administrators. Once the principles were laid out, the particular techniques that would follow would be much easier to develop and institutionalize.

During the recent court year, a draft statement of case management philosophy emerged from discussions with assignment judges, presiding judges, trial court administrators, case managers, and others. That statement is built around seven points:

- 1) the preservation of procedural and substantive due process and fairness,
- 2) the uniqueness of each case,
- 3) the importance of prompt judicial attention according to the needs of the case, with the movement of the case under court supervision,
- 4) the efficient use of public funds and attorneys' and litigants' costs,
- 5) the ability to provide the appropriate dispute resolution techniques,
- 6) the oversight by a judge to balance competing needs, and,
- 7) the need for civility, courtesy, and compassion.

The statement was distributed for comment to the state and county bar associations. Although most comments were generally positive, the lawyers wanted to see how the general principles were implemented in specific case management programs and techniques. That remains the work ahead in each major division of the trial court, with differentiated case management, calendaring approaches, and other programs.

**Management of Vicinages.** Back in 1982, the Efficiency Committee found no organized "Trial Court System" that was identifiable among the vicinages. Each vicinage operated based on its own traditions and accommodations. The Efficiency Committee recommended much stronger management roles for the assignment judges and trial court administrators, as well as numerous specific techniques to improve vicinage administration.

---

In the 1986-87 court year, many vicinages were able to develop and refine their management and foster a better understanding of the role and relationships of the leaders of the court system.

In addition, participative management techniques grew within the vicinages. Several committees were established by assignment judges of trial judges, key managers, and attorneys. These committees are investigating different aspects of the vicinage operation, but they all promote the idea that vicinage management involves the contributions and ideas of judges, active trial attorneys, and key managers.

Vicinage management also took a step forward with the more uniform implementation of the budget directive. This directive, promulgated in 1983 with the admonition to implement gradually, set out specific procedures for the integration and administration of all court-related budgets into a well-defined court budget for the trial courts. In the 1986-87 court year, the elements of the directive that had not been fully implemented were explored, and further implementation proceeded in many vicinages.

**Trial Court Personnel.** One of the principal efforts since the time of the Efficiency Committee has been to improve the personnel system for trial court support staff. Several thousand staff persons support the work of the trial judges; they work in different budgets, under different supervisors; some are in classified titles while other are not, and some have organized into units for collective bargaining while other have not.

A committee to review trial court personnel policies worked during the 1986-87 court year. Its most significant effort has been to recommend a restructuring of the system of unclassified appointments under *R. 1:33-4(e)*. These key trial court staff positions are generally responsible for the operation of units and programs very close to the work of the judges and critical to the success of the vicinage, but their positions show considerable differences among the vicinages.

The Trial Court Personnel Committee recommended three distinct categories for unclassified *R. 1:33-4(e)* appointments: (1) Management and administrative trial court staff responsible for overall operation and management of the court system; (2) Direct and confidential support employees to judges; (3) Positions of a highly technical nature. Further, the committee recommended specific procedures for unclassified appointments.

The new policies for *R. 1:33-4(e)* appointments mean that the trial courts will have an executive corps of support staff to direct and oversee all trial court operations and remain directly accountable to the vicinage judicial leadership.

## Training

The AOC's program for continuing training of court support staff gained great momentum during 1986-87. The AOC coordinated Affirmative Action training that touched every judge and judicial employee in the system, both state- and county-funded. Many court staff received training in computer literacy and personal computer applications. Training of volunteers, especially Child Placement Review Board members, gave basic training to new volunteers and more specialized training to experienced volunteers. Management development courses attracted more than 130 participants. The Professional Update series gave probation officers and other court support staff specific courses relevant to their own job assignments.

---

Other training programs are under development, including one that focuses on senior managers. This increased emphasis on staff training, along with the well-established programs of continuing education for judges, should contribute significantly to the effective work of the court system.

## Judges

A Judge Support Services Unit was organized with the primary concern to develop programs that enhance the professional well-being of judges and the quality of life on the bench. Towards this goal, the unit worked with staff of the Robert Wood Johnson Medical School, University of Medicine and Dentistry of New Jersey, to design a wellness program. As the first step, the school's Division of Occupational and Environmental Health will design a questionnaire to assess the particular health and fitness needs of New Jersey judges.

Another effort opens a two-way communication with trial judges to listen to their concerns and to enhance their understanding of state-level policies that affect them. The "AOC Advisor Judges," comprised of one trial judge from each vicinage, meet in three regional groups with the Administrative Director and the Unit Chief. The Unit attempts to address the many diverse matters brought to its attention by the advisor judges.

The Unit staffed the Supreme Court Committee on Extrajudicial Activities, which recommended guidelines to help judges answer their own questions on the propriety of contemplated outside activities. The Court adopted the guidelines and also approved a recommendation to form a permanent committee that would advise the Court and the judges on extrajudicial activity issues. The Unit will staff the advisory committee.

Among its other responsibilities are relations with retired judges and the management of the recall judge program.

## Jury Management

State and vicinage efforts were directed toward continued improvement of the conditions under which jurors serve, principally involving methods to further reduce the term of service for the average juror.

The average length of juror service has decreased gradually from approximately 8.5 days in 1980-81 to approximately 2.7 days in 1986-87--the result of reduced terms of service as well as improved management.

The average number of jurors reporting for each voir dire begun--a key measure of juror utilization--decreased from 43.5 to 42.8, but this translates into a saving of 4,600 juror days. Moreover, as fewer jurors report per trial, a greater percentage is used; there were 5,614 fewer unused days than in the previous year.

Keys to this reduction are accurate voir dire prediction, effective use of "call off" procedures (allowing summoned jurors to get reporting instructions by phone), and more efficient utilization by jury managers.

Several counties initiated one-step summoning procedures that combine the qualifications questionnaire and summons for jury service, thereby allowing more persons to serve by giving them a certain date for their service.

List preparation procedures and juror selection techniques also were refined, and efforts continued toward improving juror service through attention to juror facilities and through courteous, professional treatment.

---

## Court Security

Protecting the security of the court and the persons who take part in court proceedings is a subject of the greatest potential importance. Thousands of persons come into court each day--judges, lawyers, jurors, litigants, defendants, press, witnesses and the general public--and their safety must be reasonably assured in order for them to carry out their roles in the administration of justice.

Since the development of model plans for court security by the Judiciary/Sheriff Liaison Committee, each county has appointed a local courthouse security planning committee comprised of members of the Judiciary, Sheriff's Office, Prosecutor's Office, Freeholder/County Executive or Administrator's Office and other local participants who have a role in the court security process. Because there are different security issues from county to county, the liaison committee proposed a decentralized planning process. This decentralized planning process has allowed each county to adapt the statewide model for the individual circumstances that exist in that particular county including space limitations, staffing, costs and other concerns, while still requiring consistency with the principles contained in the model plan.

The planning process culminated during the 1986-87 court year when plans were received from all 21 counties. Six counties, Monmouth, Atlantic, Cape May, Camden, Ocean and Passaic, have had their plans move from the concept stage to the actual implementation phase. The other 15 county plans are in the final stages of editing prior to formal approval.

## Court Interpreting

In the Judiciary's continuing efforts to improve court interpreting and legal translating services, several major policy initiatives were undertaken. A code of Professional Responsibility for Interpreters and Translators was prepared after input from more than 60 persons and groups. A draft of Guidelines for the Effective Use of Interpreters in Interviews also was distributed for comment. Directives on appointing staff court interpreters and using prisoners and children as interpreters also were proposed for comment.

A comprehensive training plan was developed and various courses offered. The training plan focuses on familiarizing judges, court clerks, probation officers and other court personnel with ways to work effectively with interpreters and minimizing the barriers that prevent delivery of equal services to linguistic minorities. More than 300 persons received the training.

In addition, the plan provides for special training to improve the technical skills of interpreters. Nearly 200 persons were trained in sign language interpretations. More than 300 deaf and hearing impaired persons were informed of the availability of interpreting services.

One of the major concerns of the Supreme Court Task Force on Interpreter and Translation Services was the inadequate methods used to examine and employ staff court interpreters. A pilot screening exercise was designed and is being evaluated. Another instrument was designed to assess the proficiency of candidates for bilingual positions.