

# 1987 INDIANA JUDICIAL REPORT VOLUME I

DIVISION OF STATE COURT ADMINISTRATION  
ROOM 323, STATEHOUSE  
INDIANAPOLIS,  
INDIANA 46204

U.S. Department of Justice  
National Institute of Justice

113817  
(parts 1,  
2 & 3)

This document has been reproduced exactly as received from the person or organization originating it. Points of view or opinions stated in this document are those of the authors and do not necessarily represent the official position or policies of the National Institute of Justice.

Permission to reproduce this copyrighted material has been granted by  
Indiana Division of State  
Court Administration

to the National Criminal Justice Reference Service (NCJRS).

Further reproduction outside of the NCJRS system requires permission of the copyright owner.

CR-Sent  
1-30-89

113817

VEI



INDIANA JUDICIAL REPORT

TABLE OF CONTENTS

VOLUME I

Page

Introduction . . . . .	1
Indiana's Judicial System - Overview . . . . .	2
Indiana's Judicial System - Organization Chart . . . . .	12

CASELOAD OF INDIANA'S SUPREME COURT, COURT OF APPEALS AND TAX COURT

Indiana Supreme Court	
Analysis of Supreme Court Statistics . . . . .	14
Progress Report . . . . .	16
Report on Origin of Cases . . . . .	22
Court of Appeals	
Progress Report . . . . .	30
Report on Origin of Cases . . . . .	37
Tax Court . . . . .	41

TRIAL COURT CASELOAD REPORT

Introduction . . . . .	42
Caseload Comparison Table - Cases Filed 1977 to 1987 . . . . .	46
Caseload Comparison Table - Cases Disposed 1977 to 1987 . . . . .	48
Total Cases Pending 1/1/87 - Summary . . . . .	50
Total Cases Filed - 1987 - Summary . . . . .	51
Total Cases Venued In - 1987 - Summary . . . . .	52
Total Cases Disposed - 1987 - Summary . . . . .	53
Total Cases Pending 12/31/87 - Summary . . . . .	54
Method of Case Disposition	
Jury Trials . . . . .	55
Bench Trials . . . . .	56
Dismissed . . . . .	57
Transferred Out . . . . .	58
Venued Out . . . . .	59
Guilty Pleas/Admissions/Default . . . . .	60
Violations Bureau/Closed . . . . .	61

NCJRS

OCT 13 1988

ACQUISITIONS

TABLE OF CONTENTS (Continued)

	Page
<u>Averages</u>	
1987 Average Caseload - Filings . . . . .	62
1987 Average Caseload - Dispositions . . . . .	63
<u>Method of Case Disposition</u>	
1987 Average Caseload - Jury Trials . . . . .	64
1987 Average Caseload - Bench Trials . . . . .	65
1987 Average Caseload - Dismissed . . . . .	66
1987 Average Caseload - Transferred Out . . . . .	67
1987 Average Caseload - Venued Out . . . . .	68
1987 Average Caseload - Guilty Plea/Admissions/Default . . . . .	69
1987 Average Caseload - Violations Bureau/Closed . . . . .	70
 <u>FISCAL REPORT</u>	
Expenditures . . . . .	71
Revenues . . . . .	72
Court Costs and Fees in Effect from 1/1/87 to 6/30/87 . . . . .	73
Court Costs and Fees in Effect from 7/1/87 to 12/31/87 . . . . .	79
Comparison of Fee Provisions . . . . .	86
Financial Comparison Table - 1977 to 1987 . . . . .	90
State Expenditures on Judicial System . . . . .	92
County and Local Expenditures on All Trial Courts . . . . .	94
Total Revenues Generated Through Operation of all Courts . . . . .	98
Revenues Generated Through Circuit, Superior, County, Municipal and Probate Courts for 1-1-87 to 6-30-87 and 7-1-87 to 12-31-87 . . . . .	100
Revenues Generated Through City and Town Courts for 1-1-87 to 6-30-87 and 7-1-87 to 12-31-87 . . . . .	106
Revenues Generated Through Marion County Small Claims Courts . . . . .	110
 <u>ROSTERS</u>	
1987 Trial Court Judges . . . . .	111
1987 Minor Courts . . . . .	116
 <u>VOLUME II</u>	
Introduction . . . . .	1

TABLE OF CONTENTS (Continued)

CASELOAD TABLES

Page

All Courts

Cases Pending 1/1/87 . . . . .	2
New Filings . . . . .	36
Cases Disposed . . . . .	70
Cases Pending 12/31/87 . . . . .	104

FISCAL TABLES

Expenditures - All Courts

Salaried Personnel . . . . .	138
Non-Salaried Personnel . . . . .	170
Summation of Expenses . . . . .	202
Trial Court Revenues for State Funds 1-1-87 to 6-30-87 . . . . .	234
Trial Court Revenues for County Funds 1-1-87 to 6-30-87 . . . . .	252
Trial Court Revenues for County Programs 1-1-87 to 6-30-87 . . . . .	270
Trial Court Revenues for Local Funds 6-1-87 to 6-30-87 . . . . .	288
City and Town Court Revenues for State Funds 1-1-87 to 6-30-87 . . . . .	297
City and Town Court Revenues for County Funds, Local Funds and Totals 1-1-87 to 6-30-87 . . . . .	305
Trial Courts, City and Town Court Revenues for State and County Funds 7-1-87 to 12-31-87 . . . . .	313
Trial Courts, City and Town Court Revenues for Local Funds and Totals 7-1-87 to 12-31-87 . . . . .	335
Marion County Small Claims Court Revenues - 1987 . . . . .	357

ROSTER

Trial Court Personnel . . . . .	358
---------------------------------	-----

VOLUME III

Introduction . . . . .	1
------------------------	---

METHOD OF CASE DISPOSITION

Jury Trials . . . . .	2
Bench Trials . . . . .	36



TABLE OF CONTENTS (Continued)

	Page
Dismissed . . . . .	70
Guilty Pleas/Admissions/Default . . . . .	104
Violations Bureau/Closed . . . . .	138

VENUED AND TRANSFERRED CASES

Venued In . . . . .	172
Venued Out . . . . .	206
Transferred Out . . . . .	240

INTRODUCTION

The Division of State Court Administration was established by statute as an office of the Indiana Supreme Court and particularly the Chief Justice. The office began operation in 1976 and the first comprehensive report was published in 1977. Pursuant to IC 33-2.1-7-3 and administrative rules of the Indiana Supreme Court, this office is charged with collecting and compiling information on the judicial work of the courts and on the funds generated by and expended on the operation of the court system. The period of time covered by this report is the calendar year 1987.

The information has been divided into 3 volumes. Volume I is a summary report containing data on total statewide caseload and financial information together with caseload of the Indiana Supreme Court, Court of Appeals and the Tax Court.

Volume II contains the same data for each court and county in Indiana.

Volume III contains information which further defines the caseload statistics. It contains caseload information for each court and county on the method of disposition.

The information published in this annual report relating to trial courts is compiled from summary caseload data provided quarterly and summary fiscal data provided annually. The caseload data relating to the Supreme Court, Court of Appeals and Tax Court is provided by their respective administrative offices. The state-level fiscal data is derived from the annual report of the Auditor of the State.

In that summary data is being used, it should be noted that this report is not intended to be an exact accounting of funds or a complete detailing of every judicial decision. It is only presented as a reasonably accurate overview of the administrative aspects of the Indiana Judiciary. As such, it is intended to be used by trial judges in evaluating their performance and monitoring the caseloads in their respective courts; by trial judges and county councils in the budgeting process; by the General Assembly and its Committees in their oversight of judicial administrative activities, and by the Indiana Supreme Court in meeting its superintendent responsibilities. Additionally, the information published in this report is intended to provide a continuous factual basis for long-term judicial planning in the State of Indiana.

The Division of State Court Administration welcomes comments or suggestions concerning the presentation of the data in this report.

INDIANA'S JUDICIAL SYSTEMOVERVIEW

The Constitution of Indiana sets out the three branches of state government, the Legislative, the Executive including the Administrative, and the Judicial. The Constitution also provides that the judicial power of the State of Indiana is vested in a Supreme Court, a Court of Appeals, Circuit Courts and such other courts as the General Assembly may establish. The Supreme Court and the Court of Appeals are the appellate level courts, while the Circuit Courts are the courts of general jurisdiction.

Traditionally, Indiana's trial court system has been organized on a county basis through enabling legislation establishing courts in specific counties. As provided in the Constitution, the state has been divided into circuits which are based on county lines and a circuit court judge is elected for each circuit. Some of the less populous counties have been joined together into one circuit, although today there remain only two such circuits comprised of two counties.

As local needs grew and more trial courts became necessary, the Legislature created additional courts of general and limited jurisdiction, but such courts continued to be structured on a county basis with the county bearing all expenses for court operations, save a portion of the judge's salaries. The superior and county courts are such legislatively created courts. The Tax Court is another legislatively created appellate level court. For the most part, superior courts have general jurisdiction just as the circuit court while the county courts have more limited jurisdiction.

Due to this autonomous nature of the trial courts, there is little uniformity in many of the administrative operations within the judicial system. Employment of court personnel, funding, use of technology and many aspects of record keeping and court operations are handled at the local level. As a result, court structure and court related services can vary widely from county to county. All counties have a circuit court (four of the ninety-two share two judges). In addition, some counties may have superior courts, county courts or both. Marion County (which has no county courts) is the only county with Municipal Courts and distinct Small

distinct Small Claims Courts. St. Joseph county is the only county with a specialized probate court.

Legislation also exists enabling cities and towns to establish city and town courts. In the majority of instances, city and town courts are used for traffic matters. The city and town court judges are not required to be attorneys.

Following is a description of the types of courts and numbers presently existing in Indiana. For specific listing of courts in each county, see appendix "1987 Trial Judges."

#### SUPREME COURT

The Indiana Supreme Court consists of five justices, one of whom is the Chief Justice of the State (selected by the Indiana Judicial Nominating Commission).<sup>2</sup>

The Supreme Court has no original jurisdiction except in (a) admission to the practice of law; (b) discipline and disbarment of those admitted; (c) unauthorized practice of law; (d) discipline, removal and retirement of judges; and (e) exercise of jurisdiction by other courts.

Its appellate jurisdiction includes appeals from judgments imposing a sentence of death, life imprisonment or imprisonment for a term greater than 10 years; appeals from the denial of post-conviction relief in which the sentence was death or life imprisonment; cases where a state or federal statute has been declared unconstitutional; appeals from denial of release in habeas corpus cases arising out of criminal, extradition or mental health proceedings; and, on petition, cases involving substantial questions of law, great public importance, or emergencies.<sup>3</sup>

Lengthier statutory sentences and habitual offender laws have lead to an increase in the criminal appeals coming before the Indiana Supreme Court, resulting in less time available for civil appeals which are taken on petition. In 1987, the General Assembly passed House Joint

---

1 Ind. Const., Art. 7, Sec. 1.

2 Ind. Const., Art. 7, Sec. 2; IC 33-2.1-2-1.

3 Ind. Const., Art. 7, Sec. 4; Ind. Rules of Ct., App. Rule 4.

Resolution 1<sup>4</sup> which amends Article 7, Section 4 of the Indiana Constitution to provide that criminal appeals from judgments imposing a sentence of death, life imprisonment or imprisonment for a term of greater than 50 years (as opposed to 10) shall go directly to the Supreme Court. A referendum vote on this constitutional amendment is scheduled for the 1988 Fall election.

The justices of the Supreme Court are appointed by the Governor after nomination by a Judicial Nominating Commission. After an initial two-year term, they run on a "Yes--No" retention ballot, and, if successful, they then serve ten-year terms.

#### COURT OF APPEALS

The Court of Appeals became a constitutional court under a 1970 revision of the Constitution. The Judicial Article provides that the state be divided into geographic districts by the General Assembly, and that each district have three judges.<sup>5</sup> Presently, the court has four districts, with a total of twelve judges.<sup>6</sup> The twelve judges select one of their number as Chief Judge, and each district elects a Presiding Judge.<sup>7</sup> The Court of Appeals has no original jurisdiction except as authorized by Supreme Court rules to review directly final decisions of certain administrative agencies.<sup>8</sup> It has jurisdiction over all appeals not taken to the Supreme Court.

The judges of the Court of Appeals are selected in the same manner and serve the same terms as the Supreme Court Justices.

#### TAX COURT

The Indiana Tax Court came into existence on July 1, 1986. The Tax Court is an appellate level court with one judge who is selected in the same manner as are judges of the Court of Appeals.<sup>9</sup> The Tax Court has exclusive jurisdiction in original tax appeals which are defined as any case that arises under the tax laws of this state and is an initial

---

4 P.L. 375-1987.

5 Ind. Const., Art. 7, Sec. 5.

6 IC 33-2.1-2-2.

7 IC 33-2.1-2-4.

8 Ind. Const., Art. 7, Sec. 6; Ind. Rules of Ct., App. Rule 4(B)

9 IC 33-3-5-1 and 33-3-5-6.

appeal of a final determination made by (1) the Department of State Revenue; or (2) the State Board of Tax Commissioners.<sup>10</sup> The principal office of the Tax Court is located in Indianapolis although a taxpayer may select to have all evidentiary hearings conducted in one of seven other specifically designated counties.

The Tax Court must also maintain a small claims docket for processing (1) claims for refunds from the Department of Revenue that do not exceed \$5,000 for any year; and (2) appeals of final determination of assessed value made by the State Board of Tax Commissioners that do not exceed \$15,000 for any year.<sup>11</sup> Appeals from the Tax Court are taken directly to the Supreme Court.<sup>12</sup>

#### CIRCUIT COURTS

The Indiana Constitution directs that the state be divided into several circuits by the General Assembly and that a judge be elected for each circuit.<sup>13</sup> Eighty-eight of a total of ninety-two counties, constitute eighty-eight circuits, while the remaining four counties are in two "joint" circuits with two counties each.

The Circuit Courts are vested with unlimited trial jurisdiction in all cases, except when exclusive or concurrent jurisdiction is conferred upon other courts. They also have appellate jurisdiction over appeals from City and Town Courts.<sup>14</sup>

In twenty counties<sup>15</sup> the Circuit Court maintains small claims and misdemeanor divisions. Civil actions in which the amount sought to be

---

10 IC 33-3-5-2.

11 IC 33-3-5-12.

12 IC 33-3-5-15.

13 Ind. Const., Art. 7, Sec. 7.

14 IC 33-4-4-3 and 33-10.1-5-9.

15 Circuit Courts with Small Claims and Misdemeanor Dockets:

Benton	Martin	Ripley	Warren
Brown	Newton	Spencer	Washington
Carroll	Owen	Starke	
Fountain	Parke	Tipton	
Franklin	Perry	Union	
Jennings	Pike	Vermillion	

The Newton and Washington Superior Courts also have standard small claims and misdemeanor dockets.

recovered is less than \$3,000 and landlord and tenant actions in which the rent does not exceed \$500 per month may be filed on the small claims docket.<sup>16</sup> Class D felonies, all misdemeanors, infractions and ordinance violations are heard on the minor offenses docket.<sup>17</sup> Cases on the small claims docket are heard under a more informal atmosphere and without a jury.<sup>18</sup> In the remaining counties, the small claims docket and minor offenses docket have been established within either the Superior or County Court of the county. The caseload on these dockets is referred to as the "County Court Function" or "CCF" of the Circuit or Superior Court.

The judges of the Circuit Courts (with the exception of the Vanderburgh Circuit Court where the judge is elected in a nonpartisan election)<sup>19</sup> are elected every six (6) years by the voters of each circuit.<sup>20</sup>

#### SUPERIOR COURTS<sup>21</sup>

Superior Courts are created by the General Assembly as local judicial needs change. Though their organization and jurisdiction may vary from county to county, for the most part, they are courts of general jurisdiction. They have the same appellate jurisdiction as Circuit Courts over appeals from City and Town Courts.<sup>22</sup>

As of December 31, 1987, there were one hundred twenty (120) Superior Courts with one of them being a joint court serving two counties. In some of the counties, statutory language sets up one unified Superior Court with two or more judges, while others, through internal rules, operate their courts as unified county systems. Thirty counties have their small claims and minor offenses divisions within the Superior Courts (Adams, Allen, Bartholomew, Boone, Cass, Clay, DeKalb, Delaware, Dubois, Fayette, Gibson, Hendricks, Jasper, Johnson, LaPorte, Miami,

---

16 IC 33-4-3-7.

17 IC 33-4-3-11.

18 IC 33-4-3-8.

19 IC 33-5-43.2-1.

20 Ind. Const., Art. 7, Sec. 8; IC 33-4-4-1.

21 See footnotes to Appendix -- "1987 Trial Court Judges" -- for changes which have been enacted but were not in effect in 1987.

22 IC 33-10.1-5-9.

Monroe, Newton, Ohio, Porter, St. Joseph, Steuben, Switzerland, Vanderburgh, Warrick, Washington, Wayne, Wells, White and Whitley Counties.)<sup>23</sup> These divisions have the same small claims and minor offenses dockets as the Circuit Courts.

With the exception of four counties, the Superior Court Judges are elected for six-year terms at the general election.

In Lake and St. Joseph counties, the Superior Court Judges are nominated by a local nominating Commission and then appointed by the Governor for a six-year term. Thereafter, they run on a "Yes -- No" retention ballot. The judges of the Vanderburgh Superior Court are elected in non-partisan elections. In Allen County the Superior Court judges are elected at the general election on a separate ballot without party designation. Vacancies, however, are filled by the Governor from a list of three candidates nominated by the Allen County Judicial Nominating Commission.

#### PROBATE COURT (St. Joseph County)

The St. Joseph Probate Court is the only specialized Probate Court left in Indiana. The Court has one judge and has original jurisdiction in all matters pertaining to the probate of wills, appointment of guardians, assignees, executors, administrators and trustees, settlements

---

23 Adams	IC 33-5-4.5-11.	Monroe	IC 33-5-36.1-29.
Allen	IC 33-5-5.1-23(d).	Newton	IC 35-5-37.2-16.
Bartholomew	IC 33-5-8-9.	Ohio	IC 33-5-37.7-16.
Boone (Sup 2)	IC 33-5-9-19.	Porter (Sup 2)	IC 33-5-38-32.
Cass	IC 33-5-9.7-16.	St. Joseph	IC 33-5-40-4.5
Clay	IC 33-5-10.5-17.	Steuben	IC 33-5-40.1-11.
DeKalb	IC 33-5-10.8-17.	Switzerland	IC 33-5-37.7-16.
Delaware (3&4)	IC 33-5-12.1-16.	Vanderburgh	IC 33-5-43-35.
Dubois	IC 33-5-12.5-16.	Washington	IC 33-5-45.8-11.
Fayette	IC 33-5-17.1-11.	Warrick	IC 33-5-45.5-25.
Gibson	IC 33-5-18.3-11.	Wayne (Sup 3)	IC 33-5-48-15.
Hendricks (2)	IC 33-5-25-6.18.	Wells	IC 33-5-48.5-11.
Jasper	IC 33-5-25.5-16.	White	IC 33-5-48-11.
Johnson	IC 33-5-24-13.	Whitely	IC 33-5-50-11.
LaPorte	IC 33-5-31.1-11.		
Miami	IC 33-5-35.8-16.		



of incompetents' estates and adoptions.<sup>24</sup> The court also has exclusive juvenile jurisdiction.<sup>25</sup>

The judge is selected by the legal voters of the county at a general election for a six-year term.

#### MUNICIPAL COURT (Marion County)

The Marion County Municipal Court serves the City-County consolidation of Indianapolis-Marion. The court has fifteen judges, fourteen of whom are trial judges, and one a presiding judge. It has concurrent jurisdiction in all Class D felonies, misdemeanors, infractions, and local ordinance violations. The court has jurisdiction to issue warrants upon probable cause for misdemeanors and felonies committed in the county and to conduct probable cause hearings, to determine sufficiency of recognizance and surety in felony cases, and, upon probable cause determination, to bind such cases over to a court with felony jurisdiction. The Court's civil jurisdiction is concurrent with the Superior and Circuit Courts in all civil cases founded on contract or tort which do not exceed \$20,000, and, irrespective of the value of property, in possessory actions between landlord and tenant.<sup>26</sup> The court also has jurisdiction (in the mental health division only) to declare and administer temporary guardianships in conjunction with mental health proceedings involving voluntary and involuntary mental commitments. Appeals from the Municipal Court are taken to the Court of Appeals.<sup>27</sup> The Court also has appellate jurisdiction in cases appealed from the Marion County Small Claims Courts.<sup>28</sup>

The Judges of the Marion County Municipal Court, including the Presiding Judge, are nominated by a local nominating commission and then appointed by the Governor for a four-year term.<sup>29</sup>

---

24 IC 33-8-2-9.

25 IC 33-8-2-10.

26 IC 33-6-1-2, as amended by P.L. 301-1985, SEC. 1.

27 IC 33-6-1-8.

28 IC 33-11.6-4-14.

29 IC 33-6-1-12.

COUNTY COURTS<sup>30</sup>

The County Courts began operating on January 1, 1976, when the majority of the Justice of the Peace Courts went out of existence. Since their establishment, there has been a steady move toward restructuring such courts into superior courts with small claims/misdemeanor divisions. As of December, 1987, there were forty-seven (47) County Court Judges in fifty-one courts, with some counties sharing a court,<sup>31</sup> and others having more than one.<sup>32</sup>

The County Court has original and concurrent jurisdiction in all civil cases founded in contract or tort where the damages do not exceed \$10,000, possessory actions between landlord and tenant, all actions for the possession of property where the value of the property sought to be recovered does not exceed \$10,000, Class D felonies, misdemeanor and infraction cases, and violations of local ordinances.<sup>33</sup> The County Court also has a small claims docket similar to that of the Circuit Court. Civil cases of up to \$3,000 and possessory actions between landlord and tenant, where the rent does not exceed \$500 per month may be filed on this small claims docket.<sup>34</sup>

The County Courts have been specifically precluded from exercising any jurisdiction over cases involving injunctive relief, partition of or liens on real estate, paternity, juvenile matters, probate, receivership or dissolution of marriage. The Court may conduct preliminary hearings in felony cases.<sup>35</sup>

Appeals from the County Court, including its small claims docket, go to the Court of Appeals in the same manner as appeals from the Circuit and Superior Court.

The County Court judges are elected by the voters of the county or counties which the court serves for a six year term.<sup>36</sup>

---

30 See footnotes to Appendix -- "1987 Trial Court Judges" -- for changes which have been enacted but were not in effect in 1987.

31 There are 2 joint county courts: Fulton-Pulaski; Greene-Sullivan.

32 The following each have two county courts: Elkhart, Madison, Tippecanoe and Vigo; Lake County has 3. IC 33-10.5-1-6 and 7.

33 IC 33-10.5-3-1, as amended by P.L. 301-1985, SEC. 3

34 IC 33-10.5-7-1.

35 IC 33-10.5-3-2.

36 IC 33-10.5-4-2.

CITY AND TOWN COURTS

Under a 1975 plan reorganizing Indiana's lower court structure, city and town courts were scheduled to go out of existence on December 31, 1979.<sup>37</sup> Since that time there have been several legislative amendments extending their term. The present status is that a second or third class city or a town may, by ordinance, establish or abolish a city or town court during 1986 and every fourth year thereafter. However, a city or town court which was in existence on January 1, 1986, may continue in operation until it's abolished by ordinance.<sup>38</sup>

A city or town which establishes or abolishes its court must give notice to the Office of State Court Administration.<sup>39</sup> There are fifty-two (52) city courts and twenty-four (24) town courts.

Jurisdiction of city courts varies depending upon the size of the city. All city courts have jurisdiction of city ordinance violations, all misdemeanors and infractions.<sup>40</sup> The city courts have civil jurisdiction of cases where the amount of controversy does not exceed \$500. They have no jurisdiction in actions for libel, slander, real estate foreclosure, where title to real estate is at issue, matters relating to decedent's estates, actions in equity and actions involving the appointment of guardians.<sup>41</sup> The civil jurisdiction of city courts in Lake County extends to cases where the amount in controversy does not exceed \$2,500.<sup>42</sup> The city courts in Lake County also have extended criminal jurisdiction so that they may hear cases involving violations of all state statutes but can only impose a fine of up to \$1,000 and a sentence of not more than one year.<sup>43</sup> A city court in a third class city which is not a county seat<sup>44</sup> has civil jurisdiction of cases involving up to \$1,000. City and Town courts are not courts of record, and appeals are tried de novo in the circuit or superior court of the county.<sup>45</sup> Appeals from

---

37 Acts 1975, P.L. 305, SEC. 55.

38 IC 33-10.1-1-3.

39 IC 33-10.1-1-3(e).

40 IC 33-10.1-2-2.

41 IC 33-10.1-2-3.1.

42 IC 33-10.1-2-4(a).

43 IC 33-10.1-2-4(b).

44 IC 33-10.1-2-5.

45 IC 33-10.1-5-9; 33-10.1-5-7(a).

the Lake County city courts require some assignment of error in that the filing of a motion to correct errors appears to be a prerequisite.<sup>46</sup>

Town Courts have exclusive jurisdiction of all violations of town ordinances and jurisdiction of all misdemeanors and infractions.<sup>47</sup> Appeals from judgments of a town court are also taken to the circuit or superior court of the county.<sup>48</sup>

City and town court judges are elected for four-year terms by the voters of the city or town. There is no requirement that they be attorneys, and the majority are lay persons.

SMALL CLAIMS COURTS (Marion County)

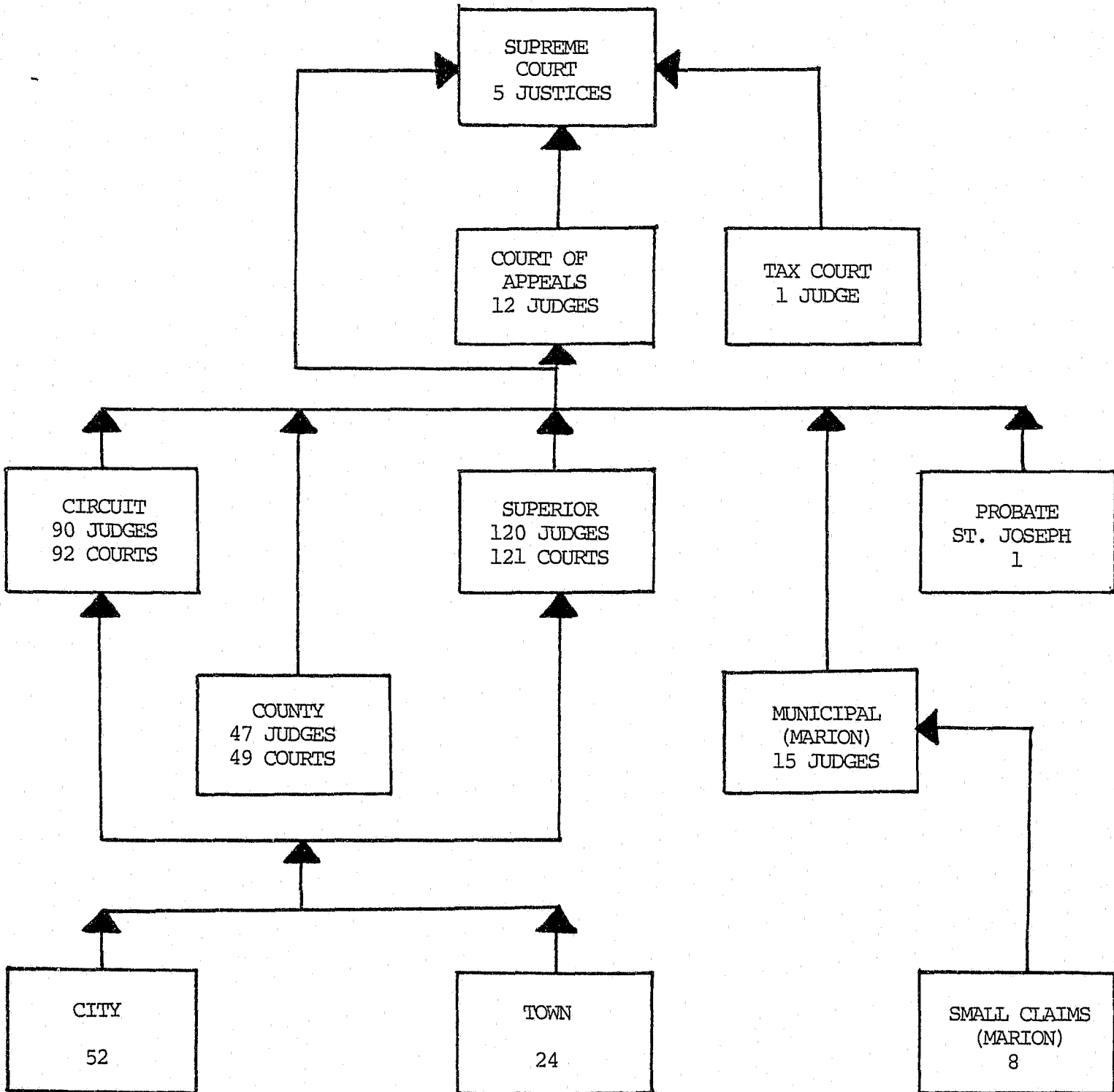
The Marion County Small Claims Court has eight divisions based on township lines and has territorial jurisdiction throughout the county. The court's trial jurisdiction is concurrent with the Circuit, Superior and Municipal Courts in all civil cases founded on contract or tort in which the claim does not exceed \$3,000,<sup>49</sup> in actions for possession of property where the value of the property sought to be recovered does not exceed \$3,000,<sup>50</sup> in possessory actions between landlord and tenant in which the past due rent at the time of filing does not exceed \$3,000. The Small Claims Court has no jurisdiction in actions seeking injunctive relief or involving partition of real estate, or to declare or enforce any lien thereon (with certain exceptions), or in cases in which the appointment of a receiver is asked, or in suits for dissolution or annulment of marriage. The Court also has jurisdiction to hear petitions for temporary protective orders.<sup>51</sup> The Small Claims Court is not a court of record,<sup>52</sup> and the appeals are tried de novo in the Marion Municipal Court in accordance with rules established by the Municipal Court.<sup>53</sup>

The small claims court judges are elected by the voters within the township in which the division of the court is located. The judge serves a four-year term.

---

46 IC 33-10.1-5-10.  
 47 IC 33-10.1-2-7.  
 48 IC 33-10.1-5-9(b).  
 49 IC 33-11.6-4-2.  
 50 IC 33-11.6-4-3.  
 51 IC 33-11.6-4-4.  
 52 IC 33-11.6-1-4.  
 53 IC 33-11.6-4-14.

1987 INDIANA JUDICIAL SYSTEM



CASELOAD OF INDIANA'S SUPREME COURT,

COURT OF APPEALS AND TAX COURT

In order to present a more complete composite of the workload of the entire Indiana judicial system, the 1987 caseload reports of the Indiana Supreme Court, Court of Appeals and the Tax Court are included herein. The information presented in these reports was obtained from the respective Court Administrators.

ANALYSIS 1987 SUPREME COURT STATISTICS

I. A. CRIMINAL CASES

Opinions on Direct Appeal . . . . .	306
Opinions on Pet./Transfer . . . . .	15
Pet./Transfer Den. w/o Opin. . . . .	<u>156</u>

477

B. CIVIL CASES

Opinions on Direct Appeal . . . . .	6
Opinions on Pet./Transfer . . . . .	32
Pet./Transfer Den./Dismissed w/o Opin . . . . .	<u>208</u>

246

C. ORIGINAL ACTIONS

Opinions Issued . . . . .	4
Pet. Denied w/o Opin. . . . .	17
Pet. Granted w/o Opin. . . . .	<u>9</u>

30

D. DISCIPLINARY AND UNAUTHORIZED PRACTICE OF LAW MATTERS

Opinions Issued (signed) . . . . .	0
Per Curiam Opinions . . . . .	17
Other Dispos. of Verified Complaints . . . . .	33
Other Dispos. - Pets. for Reinstatement . . . . .	<u>8</u>

58

E. BAR EXAM REVIEW PET. . . . . 10

10

II. A. TOTAL MATTERS CONSIDERED AND HANDLED . . . . . 821

Of Which:	CRIM.	477	58%
	CIVIL	246	30%
	ORIG. ACT.	30	4%
	LAW PRACT.	58	7%
	BAR EXAM.	10	1%

B. TOTAL OPINIONS (Majority Only) 380 (in 46% of 821)

Of Which	CRIM.	321	84%
	CIVIL	38	10%
	ORIG. ACT.	4	1%
	LAW PRACT.	17	5%





## SUPREME COURT OF INDIANA

PROGRESS REPORT

Cases Disposed of by each Justice  
From January 1, 1987  
Thru December 31, 1987

	<sup>1</sup> Total Cases Disp.	Opin. Direct Appeal	<sup>2</sup> Re- Hearing	Opin. Orig. Action	Opin. Pet. Trans. (CIVIL)
SHEPARD, C.J.	75	38	0	0	6
DeBRULER, J.	85	46	0	0	5
GIVAN, J.	138	97	1	1	6
PIVARNIK, J.	117	81	0	2	6
DICKSON, J.	104	50	0	1	9
CASE SUBMISSION-- <sup>3</sup> 518	519	312	1	4	32

<sup>1</sup>This figure is the sum of opinions on Direct Appeals, Original Actions, opinions on Civil Petitions to Transfer, opinions on Criminal Petitions to Transfer and denials of Criminal Petitions to Transfer without opinion. Opinions on rehearing are not counted since a disposition is credited for the original majority opinion. In addition, a dissenting opinion is not counted as a case disposition.

<sup>2</sup>One (1) Opinion on Rehearing issued this year; 66 Petitions for Rehearings were DENIED without opinion.

## SUPREME COURT OF INDIANA

PROGRESS REPORT (continued)

Cases Disposed of by each Justice  
 From January 1, 1987  
 Thru December 31, 1987

Opin. Pet. Trans. (CRIM.)	Pet. Trans. w/o Opin.	Total Maj. Opin.	Con- curr. Opin.	Dis- sent. Opin.	Con./ Dis. Opin.
7	24	51	4	3	3
2	32	53	4	8	2
0	34	104	0	7	1
4	24	93	1	2	1
2	42	62	2	0	0
15	156	363	11	20	7

<sup>3</sup>This figure represents all cases assigned to the Court in 1987 for disposition. It consists of 4 Direct Civil Appeals; 168 Direct Criminal Appeals (includes 7 death penalty cases); 49 Civil Petitions to Transfer; 171 Criminal Petitions to Transfer; 4 Original Actions; 2 Mandate of Funds; and 2 Certified Questions. This figure also includes a net increase of 118 cases submitted and placed in the unassigned cases file. As of September 30, 1986, unless a case is entitled to immediate distribution, it is placed in the unassigned cases file. When a justice requests more cases to review, the Administrator assigns the oldest cases from the file.

SUPREME COURT OF INDIANA

APPLICANT'S BAR EXAMINATION  
REVIEW PETITIONS HANDLED IN 1987

Total number of Petitions HANDLED . . . . .	10
Total number of Petitions AFFIRMED . . . . .	10
Total number of Petitions REVERSED . . . . .	0

PETITIONS FOR EXTENSION OF TIME

Petitions for Extension of Time PROCESSED . . . . .	775
---	-----

MISCELLANEOUS ORDERS

*Total Miscellaneous Orders . . . . .	702
Special Judge Appointments . . . . .	778

\*Includes belated appeals, certiorari, hearing officer appointments -  
Disciplinary cases, amendments to briefs, appeal consolidations, and  
others.

## SUPREME COURT OF INDIANA

PENDING CASES AS OF DECEMBER 31, 1987

Pending Cases  
as of  
December 31, 1987  
(does not include Pending Petitions  
Pet. for Rehearing) for Rehearing

SHEPARD, C.J. . . . .	35	4
DeBRULER, J. . . . .	22	1
GIVAN, J. . . . .	24	1
PIVARNIK, J. . . . .	33	2
DICKSON, J. . . . .	25	2
*UNASSIGNED CASES . . . . .	169	0
	-----	-----
TOTAL	308	10

\*Of the unassigned cases as of December 31, 1987, 118 were submitted in 1987.

## SUPREME COURT OF INDIANA

COURT ACTION ON PETITIONS TO TRANSFER IN CIVIL CASES

Total number of Petitions DENIED . . . . .	202
Total number of Petitions DISMISSED . . . . .	6
Total number of Petitions GRANTED (w/o Opinion) . . . . .	3
Total number of Petitions ASSIGNED FOR Majority Opinions . . . . .	49
Total number of Petitions ASSIGNED for Dissenting Opinions . . . . .	3
Total number of Petitions to Transfer (CIVIL) Completed . . . . .	263

## COURT ACTION TAKEN ON PETITIONS

SEEKING WRITS OF MANDATE AND/OR PROHIBITION

Petitions for Writs SUBMITTED . . . . .	35
Petitions for Writs DENIED . . . . .	17
Petitions for Writs GRANTED . . . . .	9
Petitions for Writs CANCELLED . . . . .	9
Petitions for Writs of Mandate - ASSIGNED FOR OPINIONS . . . . .	1



## SUPREME COURT OF INDIANA

CASE LOAD REPORT

Cases Originating from each County, State Board or Commission  
 From January 1, 1987  
 Thru December 31, 1987

	[ Board of Law [ Examiners	Certified Question	Civil	Criminal	Disciplinary Action	Expediated	Judge Disc.
Adams	[ 0	0	0	0	0	0	0
Allen	[ 0	0	1	10	1	0	0
Bartholomew	[ 0	0	0	2	0	0	0
Benton	[ 0	0	0	0	0	0	0
Blackford	[ 0	0	0	0	0	0	0
Boone	[ 0	0	1	2	0	0	0
Brown	[ 0	0	0	2	0	0	0
Carroll	[ 0	0	0	1	0	0	0
Cass	[ 0	0	1	1	2	0	0
Clark	[ 0	0	1	3	0	0	0
Clay	[ 0	0	0	0	0	0	0
Clinton	[ 0	0	1	1	0	0	0
Crawford	[ 0	0	0	0	0	0	0
Daviess	[ 0	0	0	0	0	0	0
Dearborn	[ 0	0	0	1	0	0	0
Decatur	[ 0	0	0	2	1	0	0
DeKalb	[ 0	0	0	0	0	0	0
Delaware	[ 0	0	0	5	0	0	0
Dubois	[ 0	0	0	1	0	0	0
Elkhart	[ 0	0	2	7	0	0	0
Fayette	[ 0	0	0	0	0	0	0
Floyd	[ 0	0	1	2	0	0	0
Fountain	[ 0	0	1	1	0	0	0
Franklin	[ 0	0	1	0	0	0	0
Fulton	[ 0	0	0	0	0	0	0
Gibson	[ 0	0	0	4	0	0	0
Grant	[ 0	0	0	4	0	0	0
Greene	[ 0	0	0	0	0	0	0

## SUPREME COURT OF INDIANA

CASE LOAD REPORT

Cases Originating from each County, State Board or Commission  
 From January 1, 1987  
 Thru December 31, 1987

Mandate of Funds	Misc.	Original Action	Post-Conviction Relief	Special Judge	Waiver of Parental Consent	[ Total [
0	0	0	0	1	0	[ 1
0	1	1	0	3	0	[ 17
0	0	0	2	38	0	[ 42
0	0	0	0	0	0	[ 0
0	0	0	0	1	0	[ 1
0	1	1	0	10	0	[ 15
1	0	0	0	1	0	[ 4
0	0	0	0	0	0	[ 1
0	0	0	0	13	0	[ 17
0	0	0	1	19	0	[ 24
0	0	0	0	1	0	[ 1
0	0	0	0	0	0	[ 2
0	0	0	0	116	0	[ 116
0	0	0	0	0	0	[ 0
0	0	0	0	45	0	[ 46
0	0	0	0	53	0	[ 56
0	0	0	0	2	0	[ 2
0	0	1	0	10	0	[ 16
0	0	0	0	2	0	[ 3
0	0	0	0	2	0	[ 11
0	0	0	0	3	0	[ 3
0	0	0	0	2	0	[ 5
0	0	1	0	1	0	[ 4
0	1	0	0	3	0	[ 5
0	0	0	0	0	0	[ 0
0	0	0	0	15	0	[ 19
0	0	0	0	12	0	[ 16
0	0	0	0	6	0	[ 6



## SUPREME COURT OF INDIANA

CASE LOAD REPORT

Cases Originating from each County, State Board or Commission  
 From January 1, 1987  
 Thru December 31, 1987

	[ Board of Law [ Examiners	Certified Question	Civil	Criminal	Disciplinary Action	Expediated	Judge Disc.
Hamilton	[ 0	0	3	3	1	0	0
Hancock	[ 0	0	1	2	1	0	0
Harrison	[ 0	0	0	0	0	0	0
Hendricks	[ 0	0	0	2	1	0	0
Henry	[ 0	0	0	1	0	0	0
Howard	[ 0	0	0	5	0	0	0
Huntington	[ 0	0	0	0	0	0	0
Jackson	[ 0	0	0	1	0	0	0
Jasper	[ 0	0	0	1	0	0	0
Jay	[ 0	0	0	1	0	0	0
Jefferson	[ 0	0	0	0	0	0	0
Jennings	[ 0	0	0	1	0	0	0
Johnson	[ 0	0	0	0	0	0	0
Knox	[ 0	0	0	1	0	0	0
Kosciusko	[ 0	0	2	2	0	0	0
LaGrange	[ 0	0	0	1	0	0	0
Lake	[ 0	0	2	49	2	0	0
LaPorte	[ 0	0	1	1	1	0	0
Lawrence	[ 0	0	0	0	0	0	0
Madison	[ 0	0	0	9	0	0	0
Marion	[ 0	0	7	75	10	0	0
Marshall	[ 0	0	0	3	0	0	0
Martin	[ 0	0	0	0	0	0	0
Miami	[ 0	0	0	0	0	0	0
Monroe	[ 0	0	0	2	1	0	0
Montgomery	[ 0	0	0	1	0	0	0
Morgan	[ 0	0	0	2	0	0	0
Newton	[ 0	0	1	1	0	0	0

## SUPREME COURT OF INDIANA

CASE LOAD REPORT

Cases Originating from each County, State Board or Commission  
 From January 1, 1987  
 Thru December 31, 1987

Mandate of Funds	Misc.	Original Action	Post-Conviction Relief	Special Judge	Waiver of Parental Consent	[ Total [
0	0	1	0	4	0	[ 12
0	0	0	0	2	0	[ 6
0	0	0	0	48	0	[ 48
0	0	3	0	7	0	[ 13
0	0	0	0	4	0	[ 5
0	0	2	0	8	0	[ 15
0	0	0	0	1	0	[ 1
0	0	0	0	22	0	[ 23
0	0	1	0	7	0	[ 9
0	0	0	0	0	0	[ 1
0	0	0	0	3	0	[ 3
0	0	0	0	2	0	[ 3
0	0	0	0	4	0	[ 4
0	0	0	0	9	0	[ 10
0	0	0	0	5	0	[ 9
0	0	0	0	3	0	[ 4
1	0	1	5	45	0	[ 105
0	0	0	0	4	0	[ 7
0	0	0	0	10	0	[ 10
0	0	0	0	5	0	[ 14
0	1 <sup>1</sup>	7	10	13	0	[ 122
0	0	0	0	1	0	[ 4
0	0	0	0	5	0	[ 5
0	0	0	0	76	0	[ 76
0	0	0	0	0	0	[ 3
0	0	0	0	3	0	[ 4
0	0	0	0	10	0	[ 12
0	0	1	0	2	0	[ 5

## SUPREME COURT OF INDIANA

CASE LOAD REPORT

Cases Originating from each County, State Board or Commission  
 From January 1, 1987  
 Thru December 31, 1987

	Board of Law Examiners	Certified Question	Civil	Criminal	Disciplinary Action	Expediated	Judge Disc.
Noble	0	0	0	0	0	0	0
Ohio	0	0	0	0	0	0	0
Orange	0	0	0	0	0	0	0
Owen	0	0	0	0	1	0	0
Parke	0	0	0	1	0	0	0
Perry	0	0	0	0	0	0	0
Pike	0	0	0	1	0	0	0
Porter	0	0	2	2	0	0	0
Posey	0	0	0	1	0	0	0
Pulaski	0	0	0	0	0	0	0
Putnam	0	0	0	0	0	0	0
Randolph	0	0	1	0	0	0	0
Ripley	0	0	0	0	0	0	0
Rush	0	0	0	0	1	0	0
St. Joseph	0	0	1	12	0	0	0
Scott	0	0	0	0	0	0	0
Shelby	0	0	2	1	0	0	0
Spencer	0	0	0	0	0	0	0
Starke	0	0	0	1	0	0	0
Steuben	0	0	1	0	0	0	0
Sullivan	0	0	1	0	0	0	0
Switzerland	0	0	0	0	0	0	0
Tippecanoe	0	0	1	9	1	0	0
Tipton	0	0	0	0	0	0	0
Union	0	0	0	0	0	0	0
Vanderburgh	0	0	0	14	2	0	1
Vermillion	0	0	0	1	0	0	0
Vigo	0	0	0	4	1	0	0

## SUPREME COURT OF INDIANA

CASE LOAD REPORT

Cases Originating from each County, State Board or Commission  
 From January 1, 1987  
 Thru December 31, 1987

Mandate of Funds	Misc.	Original Action	Post-Conviction Relief	Special Judge	Waiver of Parental Consent	[ Total [
0	0	0	0	1	0	[ 1
0	0	0	0	2	0	[ 2
0	0	0	0	1	0	[ 1
0	0	0	0	7	0	[ 8
0	0	0	0	5	0	[ 6
0	0	0	0	2	0	[ 2
0	0	0	0	1	0	[ 2
0	0	0	0	1	0	[ 5
0	0	0	1	10	0	[ 12
0	0	0	0	0	0	[ 0
0	0	0	0	0	0	[ 0
0	0	0	0	1	0	[ 2
0	0	0	0	26	0	[ 26
0	0	0	0	5	0	[ 6
0	0	0	0	2	0	[ 15
0	0	0	0	2	0	[ 2
0	0	0	0	2	0	[ 5
0	0	0	0	0	0	[ 0
0	0	0	0	1	0	[ 2
0	0	0	0	0	0	[ 1
0	0	0	0	4	0	[ 5
0	0	0	0	0	0	[ 0
0	0	2	0	7	0	[ 20
0	0	0	0	3	0	[ 3
0	0	0	0	0	0	[ 0
0	0	1	1	5	0	[ 24
0	0	1	0	0	0	[ 2
0	0	0	0	2	0	[ 7

## SUPREME COURT OF INDIANA

CASE LOAD REPORT

Cases Originating from each County, State Board or Commission  
 From January 1, 1987  
 Thru December 31, 1987

	[ Board of Law [ Examiners	Certified Question	Civil	Criminal	Disciplinary Action	Expediated	Judge Disc.
Wabash	[ 0	0	0	1	0	0	0
Warren	[ 0	0	0	1	1	0	0
Warrick	[ 0	0	1	1	0	0	0
Washington	[ 0	0	0	0	0	0	0
Wayne	[ 0	0	0	0	0	0	0
Wells	[ 0	0	0	0	0	0	0
White	[ 0	0	0	0	2	0	0
Whitley	[ 0	0	0	0	0	0	0
Industrial Board	[ 0	0	0	0	0	1	0
Review Board	[ 0	0	0	0	0	0	0
Public Service Commission	[ 0	0	0	0	0	1	0
Out of State	[ 11 <sup>2</sup>	1	0	0	3	0	0
Miscellaneous Court Matters	[ 0	0	0	0	0	0	0
<b>TOTALS</b>	[ 11	1	37	263	33	2	1

1 The Supreme Court granted transfer on one juvenile appeal. Juvenile cases carry their own designation ("JV") in the cause number.

2 Appeals from the Board of Law Examiners wherein applicants are appealing their bar test results are given an Out of State designation rather than showing the county of residence as a device to protect the identity of the applicant. As such, not all appeals from the Board of Law Examiners are from Out of State.

## SUPREME COURT OF INDIANA

CASE LOAD REPORT

Cases Originating from each County, State Board or Commission  
 From January 1, 1987  
 Thru December 31, 1987

Mandate of Funds	Misc.	Original Action	Post-Conviction Relief	Special Judge	Waiver of Parental Consent	[ Total [
0	0	0	1	15	0	[ 17
0	0	0	0	1	0	[ 3
0	0	0	0	0	0	[ 2
0	0	1	0	2	0	[ 3
0	0	0	1	1	0	[ 2
0	0	0	0	2	0	[ 2
0	0	0	0	2	0	[ 4
0	0	0	0	3	0	[ 3
0	0	0	0	0	0	[ 1
0	0	0	0	0	0	[ 0
0	0	0	0	0	0	[ 1
0	0	0	0	0	0	[ 15
0	8	0	0	0	0	[ 8
2	12	25	22	778	0	[1,187

## INDIANA COURT OF APPEALS

## PROGRESS REPORT

JANUARY 1, 1987 THROUGH DECEMBER 31, 1987

	JAN. THRU JUNE	JULY THRU DEC.	TOTAL FOR YEAR
PENDING ON THE COURT 1-1-87 . . . . .	267		
FULLY BRIEFED CASES:			
Civil Cases Distributed . . . . .	288	231	519
Expedited Cases Distributed . . . . .	22	17	39
Criminal Cases Distributed . . . . .	<u>301</u>	<u>290</u>	<u>591</u>
TOTAL . . . . .	611	538	1149
CASES DISPOSED OF:			
Cases Handed Down by Majority Opinion . . . . .	528	586	1114
Cases Disposed of by Order . . . . .	<u>5</u>	<u>11</u>	<u>16</u>
TOTAL . . . . .	533	597	1130
NET CHANGE . . . . .	+78	-59	+19
PENDING ON THE COURT 6-30-87 . . . . .	345		
PENDING ON THE COURT 12-31-87 . . . . .			286
OPINIONS:			
Majority . . . . .	528	586	1114
Other . . . . .	<u>73</u>	<u>85</u>	<u>158</u>
TOTAL . . . . .	601	671	1272
MOTIONS, PETITIONS FOR TIME, MISC. ORDERS			
HANDED DOWN . . . . .	2511	2372	4883
AVERAGE AGE OF PENDING CASES AS OF:			
6-30-87 . . . . .		2.8 months	
12-31-87 . . . . .		3.6 months	

## INDIANA COURT OF APPEALS

WORKLOAD AND PROGRESS

JANUARY 1, 1987 THROUGH DECEMBER 31, 1987

	Cases Pending 1-1-87	Total Cases Input w/Trans.	D I S P O S I T I O N S				Net Inc./Dec. Cases Pending	Cases Pending 12-31-87
			Majority Opinions	Trans. Out	Orders	Total		
RATLIFF, C.J.	16	144(*14)	125	5	2	132	+12	28
NEAL, J.	11	88 (*5)	88	1	0	89	- 1	10
ROBERTSON, J.	<u>15</u>	<u>88 (*5)</u>	<u>88</u>	<u>5</u>	<u>2</u>	<u>95</u>	<u>- 7</u>	<u>8</u>
FIRST DISTRICT TOTAL	42	320(*24)	301	11	4	316	+ 4	46
SHIELDS, P.J.	30	89 (*4)	70	10	1	81	+ 8	38
BUCHANAN, J.	44	103	86	6	1	93	+10	54
SULLIVAN, J.	<u>36</u>	<u>89 (*2)</u>	<u>62</u>	<u>11</u>	<u>1</u>	<u>74</u>	<u>+15</u>	<u>51</u>
SECOND DISTRICT TOTAL	110	281 (*6)	218	27	3	248	+33	143
GARRARD, P.J.	25	94 (*5)	94	1	1	96	- 2	23
HOFFMAN, J.	21	126(*25)	132	1	3	136	-10	11
STATON, J.	<u>26</u>	<u>91 (*1)</u>	<u>100</u>	<u>3</u>	<u>0</u>	<u>103</u>	<u>-12</u>	<u>14</u>
THIRD DISTRICT TOTAL	72	311(*31)	326	5	4	335	-24	48
MILLER, P.J.	18	107(*10)	81	11	2	94	+13	31
CONOVER, J.	8	131(*10)	114	5	2	121	+10	18
YOUNG, J.	<u>17</u>	<u>87 (*7)</u>	<u>63</u>	<u>40</u>	<u>1</u>	<u>104</u>	<u>-17</u>	<u>0</u>
FOURTH DISTRICT TOTAL	43	325(*27)	258	56	5	319	+ 6	49
PER CURIAM	<u>0</u>	<u>11(*11)</u>	<u>11</u>	<u>0</u>	<u>0</u>	<u>11</u>	<u>0</u>	<u>0</u>
COURT TOTAL	267	1248(*99)	1114	99	16	1229	+19	286

\*Transferred In



## INDIANA COURT OF APPEALS

OPINIONS WRITTENJANUARY 1, 1987 THROUGH DECEMBER 31, 1987

	<u>Majority</u>	<u>Concurring</u>	<u>Dissenting</u>	<u>Rehearing</u>	<u>Other</u>	<u>TOTAL</u>
RATLIFF, C.J.	125	10	3	4	0	142
NEAL, J.	88	5	2	2	0	97
ROBERTSON, J.	<u>88</u>	<u>0</u>	<u>1</u>	<u>1</u>	<u>2</u>	<u>92</u>
FIRST DISTRICT TOTAL	301	15	6	7	2	331
SHIELD, P.J.	70	5	3	5	0	83
BUCHANAN, J.	86	1	6	9	2	104
SULLIVAN, J.	<u>62</u>	<u>14</u>	<u>17</u>	<u>2</u>	<u>0</u>	<u>95</u>
SECOND DISTRICT TOTAL	218	20	26	16	2	282
GARRARD, P.J.	94	15	1	1	1	112
HOFFMAN, J.	132	5	7	3	0	147
STATON, J.	<u>100</u>	<u>3</u>	<u>4</u>	<u>2</u>	<u>0</u>	<u>109</u>
THIRD DISTRICT TOTAL	326	23	12	6	1	368
MILLER, P.J.	81	2	3	4	0	90
CONOVER, J.	114	4	3	2	0	123
YOUNG, J.	<u>63</u>	<u>0</u>	<u>1</u>	<u>2</u>	<u>0</u>	<u>66</u>
FOURTH DISTRICT TOTAL	258	6	7	8	0	279
PER CURIAM	<u>11</u>	<u>0</u>	<u>0</u>	<u>1</u>	<u>0</u>	<u>12</u>
COURT TOTAL	1114	64	51	38	5	1272

## INDIANA COURT OF APPEALS

AGE OF CASES PENDINGDECEMBER 31, 1987

	Less than 3 months	Between 4 and 6 months	Between 7 and 9 months	Between 10 and 12 months	More than 12 months
RATLIFF, C.J.	26	1	0	0	1
NEAL, J.	8	2	0	0	0
ROBERTSON, J.	<u>7</u>	<u>0</u>	<u>0</u>	<u>0</u>	<u>1</u> (*1)
FIRST DISTRICT TOTAL	41	3	0	0	2 (*1)
SHIELDS, P.J.	10	16	7	4	1
BUCHANAN, J.	27	17	6	2 (*1)	2
SULLIVAN, J.	<u>10</u>	<u>18</u>	<u>20</u>	<u>3</u>	<u>0</u>
SECOND DISTRICT TOTAL	47	51	33	9 (*1)	3
GARRARD, P.J.	11	10	2	0	0
HOFFMAN, J.	11	0	0	0	0
STATON, J.	<u>8</u>	<u>2</u>	<u>2</u>	<u>1</u>	<u>1</u>
THIRD DISTRICT TOTAL	30	12	4	1	1
MILLER, P.J.	14	10	3	1	3
CONOVER, J.	18	0	0	0	0
YOUNG, J.	<u>0</u>	<u>0</u>	<u>0</u>	<u>0</u>	<u>0</u>
FOURTH DISTRICT TOTAL	32	10	3	1	3
COURT TOTAL	150	76	40	11 (*1)	9 (*1)

\* Cases Retaining Jurisdiction

INDIANA COURT OF APPEALS

ORAL ARGUMENTS

JANUARY 1, 1987 THROUGH DECEMBER 31, 1987

	<u>JAN.</u> <u>THRU</u> <u>JUNE</u>	<u>JULY</u> <u>THRU</u> <u>DEC.</u>	<u>TOTAL</u> <u>FOR</u> <u>YEAR</u>
<b>FIRST DISTRICT:</b>			
RATLIFF, C.J. . . . .	2	1	3
NEAL, J. . . . .	1	2	3
ROBERTSON, J. . . . .	0	1	1
HEARINGS ON STAY . . . . .	<u>1</u>	<u>1</u>	<u>2</u>
	4	5	9
<b>SECOND DISTRICT:</b>			
SHIELDS, P.J. . . . .	0	0	0
BUCHANAN, J. . . . .	0	0	0
SULLIVAN, J. . . . .	2	2	4
HEARINGS ON STAY . . . . .	<u>3</u>	<u>1</u>	<u>4</u>
	5	3	8
<b>THIRD DISTRICT:</b>			
GARRARD, P.J. . . . .	2	2	4
HOFFMAN, J. . . . .	6	2	8
STATON, J. . . . .	0	0	0
HEARINGS ON STAY . . . . .	<u>3</u>	<u>0</u>	<u>3</u>
	11	4	15
<b>FOUR STRICT:</b>			
M C P. J. . . . .	1	0	1
YO J. . . . .	0	1	1
HE . . . . .	1	0	1
W STAY . . . . .	<u>3</u>	<u>3</u>	<u>6</u>
	5	4	9
<b>COURT TOTAL</b> . . . . .	25	16	41

## INDIANA COURT OF APPEALS

MOTIONS TO DISMISS OR AFFIRMJANUARY 1, 1987 THROUGH DECEMBER 31, 1987

	<u>JAN.</u> <u>THRU</u> <u>JUNE</u>	<u>JULY</u> <u>THRU</u> <u>DEC.</u>	<u>TOTAL</u> <u>FOR</u> <u>YEAR</u>
MOTIONS TO DISMISS OR AFFIRM			
Pending 1-1-87 . . . . .	27		
Filed 1-1-87 through 6-30-87 . . . . .	73		
Filed 7-1-87 through 12-31-87 . . . . .	---	<u>72</u>	
TOTAL . . . . .	100	72	172
DISPOSED OF BY PER CURIAM OR OTHER OPINIONS AND BY ORDERS AND TRANSFER TO JUDGES' OFFICES . .			
	<u>66</u>	<u>71</u>	<u>137</u>
PENDING AS OF 12-31-87 . . . . .			35
TRANSFERRED TO A JUDGE'S OFFICE . . . . .	2	0	2
BY PER CURIAM OPINIONS:	0	0	0
BY ORDERS:			
Motion to Dismiss or Affirm Sustained . . . .	27	36	63
Motion to Dismiss or Affirm Overruled . . . .	27	29	56
Dismissed on Appellant's Motion . . . . .	7	0	7
Declining to Entertain Appeal . . . . .	0	3	3
Miscellaneous . . . . .	<u>3</u>	<u>3</u>	<u>6</u>
TOTAL DISPOSED OF . . . . .	66	71	137

INDIANA COURT OF APPEALS  
 STATISTICS REGARDING DISPOSITION OF  
 CHIEF JUDGE MATTERS

JANUARY 1, 1987 THROUGH DECEMBER 31, 1987

	JAN. THRU JUNE	JULY THRU DEC.	TOTAL FOR YEAR
Petitions for Time to File Record Granted . . . . .	355	372	727
Petitions for Time to File Record Denied . . . . .	1	1	2
Petitions for Time to File Appellant's Brief Granted . . . . .	392	388	780
Petitions for Time to File Appellant's Brief Denied . . . . .	2	0	2
Petitions for Time to File Appellee's Brief Granted . . . . .	211	146	357
Petitions for Time to File Appellee's Brief Denied . . . . .	1	0	1
Petitions for Time to File Appellant's Reply Brief Granted . . . . .	75	52	127
Petitions for Time to File Appellant's Reply Brief Denied . . . . .	0	0	0
Petitions for Rehearing Granted . . . . .	2	0	2
Petitions for Rehearing Denied . . . . .	243	228	471
Petitions for Rehearing Granted with Opinion . . . . .	1	0	1
Petitions for Rehearing Denied with Opinion . . . . .	13	20	33
Orders Granting Withdrawal of Record . . . . .	43	52	95
Orders Denying Withdrawal of Record . . . . .	2	1	3
Orders Granting Consolidation of Appeals . . . . .	2	8	10
Orders Denying Consolidation of Appeals . . . . .	0	0	0
Orders Granting Writ of Certiorari . . . . .	37	51	88
Orders Denying Writ of Certiorari . . . . .	1	0	1
Orders Granting Appellants' Motions to Dismiss . . . . .	91	64	155
Orders Denying Appellants' Motions to Dismiss . . . . .	0	0	0
Orders Overruling Appellees' Motions to Dismiss or Affirm . . . . .	27	29	56
Orders Sustaining Appellees' Motions to Dismiss or Affirm . . . . .	27	36	63
Orders Declining to Entertain Appeal . . . . .	13	9	22
Orders Setting Oral Arguments . . . . .	29	17	46
Orders Denying Petition for Oral Argument . . . . .	45	52	97
Orders Granting Petitions to Amend Brief . . . . .	11	11	22
Orders Denying Petitions to Amend Brief . . . . .	0	0	0
Orders Granting Petitions to File Belated Appeal . . . . .	33	33	66
Orders Denying Petitions to File Belated Appeal . . . . .	0	1	1
Orders Granting Pre-Appeal Conference . . . . .	61	39	100
Orders Denying Pre-Appeal Conference . . . . .	302	363	665
Orders with Instructions from Pre-Appeal Conference . . . . .	48	34	82
Miscellaneous Orders . . . . .	<u>443</u>	<u>365</u>	<u>808</u>
 TOTAL . . . . .	 2511	 2372	 4883

## COURT OF APPEALS OF INDIANA

CASE LOAD REPORT

Cases Originating from each County, State Board or Commission  
 From January 1, 1987  
 Thru December 31, 1987

	Civil	Criminal	Expediated	Infraction	Juvenile	Post- Conviction Relief	Total
Adams	2	0	0	0	0	0	2
Allen	22	31	0	0	0	4	57
Bartholomew	8	4	0	0	0	4	16
Benton	2	1	0	0	0	0	3
Blackford	5	1	0	0	0	1	7
Boone	17	3	0	0	0	0	20
Brown	4	1	0	0	0	0	5
Carroll	2	1	0	0	0	0	3
Cass	3	5	0	0	0	0	8
Clark	16	3	0	0	0	0	19
Clay	8	2	0	0	0	0	10
Clinton	6	3	0	0	0	1	10
Crawford	1	0	0	0	0	0	1
Daviess	1	0	0	0	0	0	1
Dearborn	9	1	0	0	0	0	10
Decatur	4	3	0	0	0	0	7
DeKalb	3	2	0	0	0	0	5
Delaware	12	8	0	0	0	6	26
Dubois	1	2	0	0	0	1	4
Elkhart	16	9	0	0	0	5	30
ette	2	0	0	0	0	3	5
Floyd	4	4	0	0	0	0	8
Fountain	1	0	0	0	0	1	2
Franklin	4	0	0	0	0	1	5
Fulton	5	2	0	0	0	0	7
Gibson	1	1	0	0	1	1	4
Grant	24	9	0	1	0	3	37
Greene	4	1	0	0	0	0	5

## COURT OF APPEALS OF INDIANA

CASE LOAD REPORT

Cases Originating from each County, State Board or Commission  
 From January 1, 1987  
 Thru December 31, 1987

	Civil	Criminal	Expediated	Infraction	Juvenile	Post-Conviction Relief	Total
Hamilton	37	2	0	0	0	1	40
Hancock	19	3	0	0	0	0	22
Harrison	3	0	0	0	0	0	3
Hendricks	9	7	0	1	1	0	18
Henry	6	3	0	0	0	1	10
Howard	8	13	0	0	0	2	23
Huntington	3	3	0	0	2	0	8
Jackson	3	2	0	0	0	0	5
Jasper	18	3	0	0	0	1	22
Jay	2	3	0	0	0	1	6
Jefferson	3	2	0	0	0	0	5
Jennings	3	0	0	0	0	0	3
Johnson	26	3	0	0	0	1	30
Knox	3	0	0	0	0	0	3
Kosciusko	6	5	0	0	0	0	11
LaGrange	1	2	0	0	0	0	3
Lake	41	64	0	0	1	24	130
LaPorte	14	2	0	0	2	0	18
Lawrence	8	4	0	0	0	0	12
Madison	18	12	0	0	4	4	38
Marion	121	108	0	1	6	108	344
Marshall	11	5	0	0	0	4	20
Martin	0	0	0	0	0	0	0
Miami	4	1	0	0	0	0	5
Monroe	20	10	0	0	0	2	32
Montgomery	2	2	0	0	0	1	5
Morgan	8	4	0	0	0	1	13
Newton	5	1	0	0	0	0	6

## COURT OF APPEALS OF INDIANA

CASE LOAD REPORT

Cases Originating from each County, State Board or Commission  
 From January 1, 1987  
 Thru December 31, 1987

	Civil	Criminal	Expediated	Infraction	Juvenile	Post- Conviction Relief	Total
Noble	11	1	0	0	0	0	12
Ohio	2	0	0	0	0	1	3
Orange	1	1	0	0	0	0	2
Owen	4	1	0	0	0	0	5
Parke	3	2	0	0	0	0	5
Perry	1	0	0	0	0	1	2
Pike	8	0	0	0	0	0	8
Porter	34	10	0	0	0	6	50
Posey	2	3	0	0	0	1	6
Pulaski	3	1	0	0	0	0	4
Putnam	12	1	0	0	0	0	13
Randolph	3	0	0	0	0	0	3
Ripley	7	2	0	0	0	0	9
Rush	2	0	0	0	0	1	3
St. Joseph	36	31	0	1	4	4	76
Scott	6	0	0	0	0	0	6
Shelby	10	3	0	0	0	1	14
Spencer	2	0	0	0	0	1	3
Starke	8	2	0	0	0	0	10
Steuben	6	3	0	0	0	1	10
Sullivan	4	0	0	0	0	0	4
Switzerland	1	0	0	0	0	0	1
Tippecanoe	16	9	0	0	1	4	30
Tipton	6	0	0	0	0	0	6
Union	1	0	0	0	0	0	1
Vanderburgh	19	24	0	1	1	3	48
Vermillion	3	0	0	0	0	1	4
Vigo	1	4	0	0	0	0	5



## COURT OF APPEALS OF INDIANA

CASE LOAD REPORT

Cases Originating from each County, State Board or Commission  
 From January 1, 1987  
 Thru December 31, 1987

	Civil	Criminal	Expediated	Infraction	Juvenile	Post- Conviction Relief	Total
Wabash	3	7	0	0	1	3	14
Warren	0	1	0	0	0	2	3
Warrick	1	3	0	0	0	0	4
Washington	7	2	0	0	0	0	9
Wayne	2	1	0	0	0	3	6
Wells	8	2	0	0	0	0	10
White	4	3	0	0	0	1	8
Whitley	5	0	0	0	0	0	5
Industrial Board	0	0	13	0	0	0	13
Review Board	0	0	49	0	0	0	49
Public Service Commission	0	0	7	0	0	0	7
Other	0	0	2	0	0	0	2
<b>TOTALS</b>	<b>831</b>	<b>478</b>	<b>71</b>	<b>5</b>	<b>24</b>	<b>216</b>	<b>1,625</b>

INDIANA TAX COURT1987 REPORT

I.	Total Cases Pending 12-31-86 . . . . .	58
	Total Cases Filed in 1987 . . . . .	65
II.	Dispositions . . . . .	(61)
	Dismissed - Settled . . . . .	44
	Decided on Merits . . . . .	17
III.	Total Pending 12-31-87 . . . . .	62
IV.	Analysis of Cases Filed in 1987:	
	A. State Board of Tax Commissioners . . . . .	49
	Personal Property . . . . .	29
	Real Property . . . . .	20
	Assessment Issue . . . . .	31
	Exemption Issue . . . . .	16
	Bond Issue . . . . .	2
	B. Department of Revenue . . . . .	16
	Income Tax . . . . .	8
	Sales & Use Tax . . . . .	5
	Special Fuels Tax . . . . .	1
	SHU Tax . . . . .	2
	C. County Elections:	
	Marion . . . . .	42
	Allen . . . . .	1
	St. Joseph . . . . .	9
	Lake . . . . .	5
	Vigo . . . . .	0
	Vanderburgh . . . . .	8
	Jefferson . . . . .	0
V.	Analysis of Pending Cases:	
	Settled - Dismissals . . . . .	3
	Set for Trial . . . . .	19
	Proceedings Stayed Pending Outcome in Related Cases in This and Other Courts . . . . .	17
	Preliminary & Pleading States . . . . .	14
	Under Advisement . . . . .	9

CASELOAD OF TRIAL COURTS

The trial court caseload data reflected herein was reported by the trial courts on a standard form (Quarterly Case Status Report) filed on a quarterly basis. These reports contain information on the cases filed (including those that are received on a change of venue), disposed and pending at the beginning and end of the reporting period. This information is categorized by type of case based on classification which corresponds to a state-wide case numbering system. The reports also show the method of disposition for the type of cases. Other matters, such as number of days with Judge Pro Tempore, number of trials disposed by Special Judges, number of cases heard or disposed by Masters, the use of Court Commissioner or Referee, and the number of days the Judge served in another county are also reported, but are not reflected in this report. The information submitted on a quarterly basis has been combined and is presented here as yearly totals.

The caseload information is presented in Volume II on a county-by-county basis with separate sub-totals for the courts of record and the other minor courts within the county. Volume I contains totals for the entire State. The case type designations have been abbreviated and correspond to case type designations used in a state-wide uniform case numbering system.

As used in this Report, the following definitions apply:

GP - Civil Plenary: This category is intended to cover the basic civil case not otherwise specifically listed on the form. It will generally include actions founded in tort and contract, actions dealing with real and personal property, as well as actions seeking equitable or injunctive relief.

SC - Small Claims: This category reflects the civil small claims filed on the small claims docket of the circuit, superior or county courts.

Re-docketed Civil: This category is intended to cover the proceedings which arise following the disposition of a civil matter. This category includes cases which are reversed on appeal, cases which are retried by reason of a ruling of the trial court, and proceedings supplemental.

DM - Domestic Relations: This category reflects actions involving dissolutions of marriage, petitions for support, annulments and legal separations.

Re-docketed Domestic Relations: This category reflects matters which are reopened after an initial resolution. Most frequently, this category would consist of petitions for modification of custody or support. Actions for reciprocal enforcement of child support are included in this category.

MH - Mental Health: This category is intended to reflect proceedings involving mental health commitments. A proceeding seeking temporary commitment, an extension of temporary commitment, regular commitment or termination of a commitment would be reported in this category.

AD - Adoption: This category reflects the filing of petitions to adopt.

ES - Estates: This category reflects those causes which involve the probate of estates. Claims against the estate which are transferred for trial are listed as "Civil" matters.

GU - Guardianship: This category is intended to reflect the number of guardianships that are before the court during the reporting period. When application for appointment of a guardian is filed, the report reflects a "new filing" under this category. When the guardianship is discharged, the guardianship is considered closed and is counted out of the system.

TR - Trusts: As with guardianships, this category reflects trusts which are before the court during the reporting period.

MI - Miscellaneous: This category reflects routine civil matters which do not relate to any other pending litigation. This would include petitions for name change, appointment of appraisers, marriage waivers, tax warrants and petitions for temporary protective orders.

CF - Criminal Felony: This category covers all cases filed as felonies. If a defendant is charged with both, a felony and misdemeanor, the case is counted one time under the most serious charge.

CM - Criminal Misdemeanor: This category covers those criminal cases which are filed as misdemeanors.

Re-docketed Criminal: This category reflects those criminal matters (Felony and Misdemeanors) which have been reopened after being

initially decided. This would include petitions for post-conviction relief, sentence modifications as well as retrials.

IF - Infractions: This category reflects all infraction cases. As with felonies and misdemeanors, when a defendant is charged with multiple offenses of varying severity, the case is reported one time in the category of the most serious offense.

OV - Ordinance Violations: This category reflects those cases where a defendant is charged with violating a local ordinance.

MC - Miscellaneous Criminal: These are criminal matters which cannot be classified as a felony or misdemeanor but which require some amount of judicial scrutiny.

JC - Juvenile CHINS: This category will reflect those juvenile cases before the court where child is alleged to be a child in need of services.

JD - Juvenile Delinquency: This category will reflect cases before the court in which a child is alleged to be a delinquent.

JP - Juvenile Paternity: This category reflects paternity actions filed by any of the parties specified by statute, including the prosecutor.

JM - Juvenile Miscellaneous: This category is intended to include those juvenile matters which are not specifically listed in the previous three categories. An example in this category would be approval by the court of informal adjustments.

Re-docketed Juvenile: This category includes all juvenile matters (CHINS, Delinquency and Paternity) which have been decided and reopened. Examples falling in this category are support and custody modifications in paternity cases, review hearings in juvenile matters and revocation of probation.



CASELOAD COMPARISON TABLE -- CASES FILED

Type of Case	Year				
	1977	1978	1979	1980	1981
Criminal	120,025	106,231	124,318	140,344	137,976
Felony	X	X	X	X	X
Misdemeanor	X	X	X	X	X
Traffic Misdemeanors	311,463	350,124	375,934	411,983	354,232
Re-Docketed Criminal	2,618	3,687	3,621	5,105	6,984
Infractions	X	X	X	X	X
Ordinance Violations	X	X	X	X	X
Miscellaneous Criminal	X	X	X	X	X
Juvenile	22,059	24,458	25,068	27,732	26,315
Juvenile CHINS	X	X	X	X	X
Juvenile Delinquency	X	X	X	X	X
Juvenile Paternity	X	X	X	X	X
Juvenile Miscellaneous	X	X	X	X	X
Civil (Plenary)	53,858	59,464	69,829	79,392	80,127
(Small Claims)	76,131	95,693	103,046	111,448	121,114
Re-Docketed Civil	47,090	53,110	62,426	76,255	77,364
Dissolution/Domestic Relations	46,382	48,517	49,114	49,132	47,867
Re-Docketed Dissolution/Domestic Relations	26,148	26,150	27,989	29,837	33,998
Probate/Adoption	22,214	23,555	22,197	21,799	22,281
Adoptions	X	X	X	X	X
Estates	X	X	X	X	X
Guardianship	4,796	5,175	5,206	5,532	5,550
Trusts	X	X	X	X	X
Mental Health	X	X	X	X	X
Other	19,205	15,050	17,298	16,745	13,463
Miscellaneous	X	X	X	X	X
<b>TOTAL</b>	<b>751,989</b>	<b>811,214</b>	<b>886,046</b>	<b>975,304</b>	<b>927,271</b>

City and Town and Small Claims Courts are not included in totals.

## CASELOAD COMPARISON TABLE -- CASES FILED (Continued)

Year					
1982	1983	1984	1985	1986	1987
142,508	138,645	143,092	145,522	X	X
X	X	X	X	35,662	36,592
X	X	X	X	99,634	153,396
229,617	111,412	96,188	176,741	129,210	X*
7,921	9,002	9,626	10,828	11,893	13,555
131,342	279,792	305,953	235,782	306,635	383,637
X	X	X	27,955	49,931	56,589
X	X	X	X	X	2,949
29,002	28,596	30,347	29,263	30,469	X
X	X	X	X	X	4,809
X	X	X	X	X	15,985
X	X	X	X	X	12,489
X	X	X	X	X	8,012
72,458	69,025	65,018	70,969	73,825	65,408
111,436	98,625	102,325	112,221	120,638	129,800
78,161	74,291	78,541	82,250	90,090	93,011
43,694	43,158	43,095	42,873	42,863	46,106
32,744	32,557	34,222	37,569	34,505	34,865
20,939	20,949	21,690	21,772	21,041	X
X	X	X	X	X	3,082
X	X	X	X	X	17,053
5,504	5,914	6,334	6,599	6,935	6,098
X	X	X	X	X	211
X	X	X	X	X	4,897
12,990	14,433	16,261	18,460	18,984	X
X	X	X	X	X	7,615
918,316	926,399	952,692	1,018,804	1,072,315	1,095,059

\*Traffic Misdemeanors have been included in Total Misdemeanors.



CASELOAD COMPARISON TABLE -- CASES DISPOSED

Type of Case	Year				
	1977	1978	1979	1980	1981
Criminal	96,310	93,991	104,518	118,803	127,105
Felony	X	X	X	X	X
Misdemeanor	X	X	X	X	X
Traffic Misdemeanors	297,372	326,020	354,731	389,905	356,179
Re-Docketed Criminal	2,518	3,380	3,546	4,958	6,321
Infractions	X	X	X	X	X
Ordinance Violations	X	X	X	X	X
Miscellaneous Criminal	X	X	X	X	X
Juvenile	21,039	22,939	22,329	26,462	25,570
Juvenile CHINS	X	X	X	X	X
Juvenile Delinquency	X	X	X	X	X
Juvenile Paternity	X	X	X	X	X
Juvenile Miscellaneous	X	X	X	X	X
Civil (Plenary)	62,318	60,955	69,483	72,640	80,321
(Small Claims)	68,493	87,810	95,388	107,342	118,095
Re-Docketed Civil	33,853	40,888	49,880	57,650	65,611
Dissolution/Domestic Relations	47,492	44,896	50,854	48,053	47,947
Re-Docketed Dis-solution	23,170	22,584	26,969	27,111	30,905
Probate/Adoption	19,961	20,444	20,644	21,743	19,497
Adoptions	X	X	X	X	X
Estates	X	X	X	X	X
Guardianship	7,210	5,323	4,508	4,185	5,311
Trusts	X	X	X	X	X
Mental Health	X	X	X	X	X
Other	19,955	14,365	16,514	14,373	13,518
Miscellaneous	X	X	X	X	X
<b>TOTAL</b>	<b>699,691</b>	<b>743,595</b>	<b>819,364</b>	<b>893,225</b>	<b>896,380</b>

City and Town and Small Claims Courts are not included in totals.

CASELOAD COMPARISON TABLE -- CASES DISPOSED (Continued)

Year					
1982	1983	1984	1985	1986	1987
130,468	128,563	125,322	125,723	X	X
X	X	X	X	29,956	32,507
X	X	X	X	89,263	134,970
227,825	111,571	95,413	166,014	118,234	X*
7,454	8,030	8,239	9,599	11,296	11,580
125,216	267,902	290,011	229,258	291,814	374,464
			23,197	44,346	55,038
X	X	X	X	X	2,405
29,783	27,491	27,985	29,269	28,362	X
X	X	X	X	X	5,531
X	X	X	X	X	15,999
X	X	X	X	X	12,198
X	X	X	X	X	7,243
79,527	74,673	69,279	73,662	74,046	72,875
117,796	100,555	99,481	106,476	122,915	128,299
64,210	67,785	81,886	75,504	87,129	82,360
45,849	43,640	44,151	43,201	42,597	44,868
32,326	31,048	37,359	37,872	33,758	34,193
20,169	19,394	19,639	21,182	19,012	X
X	X	X	X	X	3,184
X	X	X	X	X	16,155
5,013	4,982	5,541	5,893	5,046	5,233
X	X	X	X	X	561
X	X	X	X	X	4,477
13,022	13,514	15,136	17,689	17,884	X
X	X	X	X	X	6,628
898,658	899,148	919,442	964,539	1,015,658	1,050,768

\*Traffic Misdemeanors have been included in Total Misdemeanors.

## TOTAL CASES PENDING AS OF JANUARY 1, 1987

## SUMMARY

	Circuit, Superior & Probate Courts	County, Municipal & County Court Function	City & Town Courts	Marion County Small Claims Courts	TOTAL
Criminal Felony	15,682	19,390	53	0	35,125
Criminal Misdemeanor	6,392	122,290	22,995	0	151,677
Re-Docketed Criminal	4,286	3,041	184	0	7,511
Infractions	0	112,681	28,804	0	141,485
Ordinance Violations	0	22,594	10,518	0	33,112
Miscellaneous Criminal	68	2,267	1,369	0	3,704
Juvenile CHINS	5,089	0	0	0	5,089
Juvenile Delinquency	11,150	0	0	0	11,150
Juvenile Paternity	10,179	0	0	0	10,179
Juvenile Miscellaneous	4,542	0	0	0	4,542
Civil Plenary	87,439	9,881	66,086	0	163,406
Small Claims	0	49,372	0	8,795	58,167
Re-Docketed Civil	42,964	45,766	3,155	8,249	100,134
Domestic Relations	37,471	0	0	0	37,471
Re-Docketed Domestic Relations	22,490	0	0	0	22,490
Mental Health	3,058	1,666	0	0	4,724
Adoptions	2,336	0	0	0	2,336
Estates	39,937	0	0	0	39,937
Guardianships	38,745	0	0	0	38,745
Trusts	1,923	0	0	0	1,923
Miscellaneous	2,527	301	167	7	3,002
<b>TOTAL</b>	<b>336,278</b>	<b>389,249</b>	<b>133,331</b>	<b>17,051</b>	<b>875,909</b>

## TOTAL CASES FILED IN 1987

## SUMMARY

	Circuit, Superior & Probate Courts	County, Municipal & County Court Function	City & Town Courts	Marion County Small Claims Courts	TOTAL
Criminal Felony	16,905	19,687	0	0	36,592
Criminal Misdemeanor	12,004	140,292	34,322	0	186,618
Re-Docketed Criminal	6,859	6,696	626	0	14,181
Infractions	0	383,637	128,023	0	511,660
Ordinance Violations	0	56,589	13,817	0	70,406
Miscellaneous Criminal	1,321	1,628	1,534	0	4,483
Juvenile CHINS	4,809	0	0	0	4,809
Juvenile Delinquency	15,985	0	0	0	15,985
Juvenile Paternity	12,489	0	0	0	12,489
Juvenile Miscellaneous	8,012	0	0	0	8,012
Civil Plenary	49,417	15,991	16,209	0	81,617
Small Claims	0	129,800	0	61,773	191,573
Re-Docketed Civil	15,457	77,554	3,788	20,650	117,449
Domestic Relations	46,106	0	0	0	46,106
Re-Docketed Domestic Relations	34,865	0	0	0	34,865
Mental Health	4,074	823	0	0	4,897
Adoptions	3,082	0	0	0	3,082
Estates	17,053	0	0	0	17,053
Guardianships	6,098	0	0	0	6,098
Trusts	211	0	0	0	211
Miscellaneous	5,507	2,108	161	847	8,623
<b>TOTAL</b>	<b>260,254</b>	<b>834,805</b>	<b>198,480</b>	<b>83,270</b>	<b>1,376,809</b>

## CASES VENUED-IN

## SUMMARY

	Circuit, Superior & Probate Courts	County, Municipal & County Court Function	City & Town Courts	Marion County Small Claims Courts	TOTAL
Criminal Felony	166	19	0	0	185
Criminal Misdemeanor	15	71	0	0	86
Re-Docketed Criminal	22	1	0	0	23
Infractions	0	62	0	0	62
Ordinance Violations	0	1	0	0	1
Miscellaneous Criminal	25	1	0	0	26
Juvenile CHINS	8	0	0	0	8
Juvenile Delinquency	46	0	0	0	46
Juvenile Paternity	51	0	0	0	51
Juvenile Miscellaneous	5	0	0	0	5
Civil Plenary	5,562	20	0	0	5,582
Small Claims	0	48	0	489	537
Re-Docketed Civil	108	1	0	4	113
Domestic Relations	1,049	0	0	0	1,049
Re-Docketed Domestic Relations	107	0	0	0	107
Mental Health	4	0	0	0	4
Adoptions	184	0	0	0	184
Estates	549	0	0	0	549
Guardianships	268	0	0	0	268
Trusts	3	0	0	0	3
Miscellaneous	28	0	0	0	28
<b>TOTAL</b>	<b>8,200</b>	<b>224</b>	<b>0</b>	<b>493</b>	<b>8,917</b>

## TOTAL CASES DISPOSED IN 1987

## SUMMARY

	Circuit, Superior & Probate Courts	County, Municipal & County Court Function	City & Town Courts	Marion County Small Claims Courts	TOTAL
Criminal Felony	16,079	16,428	53	0	32,560
Criminal Misdemeanor	11,149	123,821	35,743	0	170,713
Re-Docketed Criminal	6,304	5,276	508	0	12,088
Infractions	0	374,464	129,014	0	503,478
Ordinance Violations	0	55,038	15,715	0	70,753
Miscellaneous Criminal	1,055	1,350	1,665	0	4,070
Juvenile CHINS	5,531	0	0	0	5,531
Juvenile Delinquency	15,999	0	0	0	15,999
Juvenile Paternity	12,198	0	0	0	12,198
Juvenile Miscellaneous	7,243	0	0	0	7,243
Civil Plenary	56,749	16,126	17,345	0	90,220
Small Claims	0	178,299	0	60,986	189,285
Re-Docketed Civil	14,150	68,210	2,135	19,264	103,759
Domestic Relations	44,868	0	0	0	44,868
Re-Docketed Domestic Relations	34,193	0	0	0	34,193
Mental Health	4,127	350	0	0	4,477
Adoptions	3,184	0	0	0	3,184
Estates	16,155	0	0	0	16,155
Guardianships	5,233	0	0	0	5,233
Trusts	561	0	0	0	561
Miscellaneous	4,607	2,021	142	854	7,624
<b>TOTAL</b>	<b>259,385</b>	<b>791,383</b>	<b>202,320</b>	<b>81,104</b>	<b>1,334,192</b>

## TOTAL CASES PENDING AS OF DECEMBER 31, 1987

## SUMMARY

	Circuit, Superior & Probate Courts	County, Municipal & County Court Function	City & Town Courts	Marion County Small Claims Courts	TOTAL
Criminal Felony	16,674	22,668	0	0	39,342
Criminal Misdemeanor	7,262	138,832	21,574	0	167,668
Re-Docketed Criminal	4,863	4,462	302	0	9,627
Infractions	0	121,916	27,813	0	149,729
Ordinance Violations	0	24,146	8,620	0	32,766
Miscellaneous Criminal	359	2,546	1,238	0	4,143
Juvenile CHINS	4,375	0	0	0	4,375
Juvenile Delinquency	11,182	0	0	0	11,182
Juvenile Paternity	10,521	0	0	0	10,521
Juvenile Miscellaneous	5,316	0	0	0	5,316
Civil Plenary	85,669	9,766	64,950	0	160,385
Small Claims	0	50,921	0	10,071	60,992
Re-Docketed Civil	44,379	55,111	4,808	9,639	113,937
Domestic Relations	39,758	0	0	0	39,758
Re-Docketed Domestic Relations	23,269	0	0	0	23,269
Mental Health	3,009	2,139	0	0	5,148
Adoptions	2,418	0	0	0	2,418
Estates	41,384	0	0	0	41,384
Guardianships	39,878	0	0	0	39,878
Trusts	1,576	0	0	0	1,576
Miscellaneous	3,455	388	186	0	4,029
<b>TOTAL</b>	<b>345,347</b>	<b>432,895</b>	<b>129,491</b>	<b>19,710</b>	<b>927,443</b>

METHOD OF CASE DISPOSITIONJURY TRIALSCRIMINAL

<u>Type of Case</u>	<u>Circuit/ Superior</u>	<u>County/CCF/ Municipal</u>	<u>City/ Town</u>	<u>Small Claims</u>	<u>TOTAL</u>
Criminal Felony	1,045	169	0	0	1,214
Criminal Misdemeanor	32	214	28	0	274
Redocketed Criminal	5	0	0	0	5
Infractions	0	16	5	0	21
Ordinance Violations	0	0	0	0	0
Miscellaneous Criminal	0	3	0	0	3
Juvenile GHINS	9	0	0	0	9
Juvenile Delinquency	19	0	0	0	19
Juvenile Paternity	30	0	0	0	30
Juvenile Miscellaneous	1	0	0	0	1

CIVIL

Civil Plenary	618	43	2	0	663
Small Claims	0	0	0	0	0
Redocketed Civil	1	0	0	0	1
Domestic Relations	23	0	0	0	23
Redocketed Domestic Relations	10	0	0	0	10
Mental Health	0	0	0	0	0
Adoptions	0	0	0	0	0
Estates	0	0	0	0	0
Guardianships	0	0	0	0	0
Trusts	0	0	0	0	0
Miscellaneous	2	0	0	0	2
<b>TOTAL</b>	<b>1,795</b>	<b>445</b>	<b>35</b>	<b>0</b>	<b>2,275</b>



METHOD OF CASE DISPOSITIONBENCH TRIALSCRIMINAL

Type of Case	Circuit/ Superior	County/CCF/ Municipal	City/ Town	Small Claims	TOTAL
Criminal Felony	806	2,786	0	0	3,592
Criminal Misdemeanor	437	24,156	6,450	0	31,043
Redocketed Criminal	3,509	1,189	156	0	4,854
Infractions	0	12,608	8,257	0	20,865
Ordinance Violations	0	4,482	1,986	0	6,468
Miscellaneous Criminal	444	428	408	0	1,280
Juvenile CHINS	3,122	0	0	0	3,122
Juvenile Delinquency	6,664	0	0	0	6,664
Juvenile Paternity	9,157	0	0	0	9,157
Juvenile Miscellaneous	1,813	0	0	0	1,813

CIVIL

Civil Plenary	11,600	2,277	165	0	14,042
Small Claims	0	27,175	0	13,791	40,966
Redocketed Civil	5,874	28,464	22	8,070	42,430
Domestic Relations	31,110	0	0	0	31,110
Redocketed Domestic Relations	24,338	0	0	0	24,338
Mental Health	2,345	167	0	0	2,512
Adoptions	1,876	0	0	0	1,876
Estates	4,475	0	0	0	4,475
Guardianships	1,881	0	0	0	1,881
Trusts	62	0	0	0	62
Miscellaneous	1,541	1,376	37	757	3,711
<b>TOTAL</b>	<b>111,054</b>	<b>105,108</b>	<b>17,481</b>	<b>22,618</b>	<b>256,261</b>

METHOD OF CASE DISPOSITIONDISMISSEDCRIMINAL

Type of Case	Circuit/ Superior	County/CCF/ Municipal	City/ Town	Small Claims	TOTAL
Criminal Felony	3,431	5,360	7	0	8,798
Criminal Misdemeanor	2,498	44,587	5,460	0	52,545
Redocketed Criminal	1,279	2,088	153	0	3,520
Infractions	0	40,372	7,680	0	48,052
Ordinance Violations	0	5,605	3,074	0	8,679
Miscellaneous Criminal	30	82	143	0	255
Juvenile CHINS	1,635	0	0	0	1,635
Juvenile Delinquency	4,204	0	0	0	4,204
Juvenile Paternity	1,591	0	0	0	1,591
Juvenile Miscellaneous	732	0	0	0	732

CIVIL

Civil Plenary	23,253	5,802	3,477	0	32,532
Small Claims	0	37,123	0	9,914	47,037
Redocketed Civil	5,967	22,935	1,950	4,479	35,331
Domestic Relations	10,015	0	0	0	10,015
Redocketed Domestic Relations	6,729	0	0	0	6,729
Mental Health	1,024	173	0	0	1,197
Adoptions	212	0	0	0	212
Estates	145	0	0	0	145
Guardianships	129	0	0	0	129
Trusts	6	0	0	0	6
Miscellaneous	969	90	32	97	1,188
<b>TOTAL</b>	<b>63,849</b>	<b>164,217</b>	<b>21,976</b>	<b>14,490</b>	<b>264,532</b>

METHOD OF CASE DISPOSITIONTRANSFERRED OUTCRIMINAL

<u>Type of Case</u>	<u>Circuit/ Superior</u>	<u>County/CCF/ Municipal</u>	<u>City/ Town</u>	<u>Small Claims</u>	<u>TOTAL</u>
Criminal Felony	310	422	46	0	778
Criminal Misdemeanor	107	1,506	774	0	2,387
Redocketed Criminal	31	218	0	0	249
Infractions	0	14,449	617	0	15,066
Ordinance Violations	0	12,439	4	0	12,443
Miscellaneous Criminal	3	240	20	0	263
Juvenile CHINS	14	0	0	0	14
Juvenile Delinquency	74	0	0	0	74
Juvenile Paternity	32	0	0	0	32
Juvenile Miscellaneous	4	0	0	0	4

CIVIL

Civil Plenary	1,144	237	0	0	1,381
Small Claims	0	944	0	243	1,187
Redocketed Civil	190	535	0	0	725
Domestic Relations	758	0	0	0	758
Redocketed Domestic Relations	389	0	0	0	389
Mental Health	11	0	0	0	11
Adoptions	2	0	0	0	2
Estates	76	0	0	0	76
Guardianships	26	0	0	0	26
Trusts	0	0	0	0	0
Miscellaneous	35	0	1	0	36
<b>TOTAL</b>	<b>3,206</b>	<b>30,990</b>	<b>1,462</b>	<b>243</b>	<b>35,901</b>

METHOD OF CASE DISPOSITIONVENUED OUTCRIMINAL

Type of Case	Circuit/ Superior	County/CCF/ Municipal	City/ Town	Small Claims	TOTAL
Criminal Felony	136	87	0	0	223
Criminal Misdemeanor	28	369	0	0	397
Redocketed Criminal	8	2	0	0	10
Infractions	0	9	0	0	9
Ordinance Violations	0	13	0	0	13
Miscellaneous Criminal	0	0	0	0	0
Juvenile CHINS	14	0	0	0	14
Juvenile Delinquency	26	0	0	0	26
Juvenile Paternity	60	0	0	0	60
Juvenile Miscellaneous	9	0	0	0	9

CIVIL

Civil Plenary	4,852	95	0	0	4,947
Small Claims	0	141	0	618	759
Redocketed Civil	37	27	0	0	64
Domestic Relations	797	0	0	0	797
Redocketed Domestic Relations	77	0	0	0	77
Mental Health	1	0	0	0	1
Adoptions	8	0	0	0	8
Estates	3	0	0	0	3
Guardianships	8	0	0	0	8
Trusts	0	0	0	0	0
Miscellaneous	20	0	0	0	20
TOTAL	6,084	743	0	618	7,445

METHOD OF CASE DISPOSITIONGUILTY PLEA/ADMISSIONCRIMINAL

Type of Case	Circuit/ Superior	County/CCF/ Municipal	City/ Town	Small Claims	TOTAL
Criminal Felony	10,062	6,256	0	0	16,318
Criminal Misdemeanor	7,720	49,510	18,559	0	75,789
Redocketed Criminal	837	1,537	196	0	2,570
Infractions	0	144,299	87,361	0	231,660
Ordinance Violations	0	29,069	8,563	0	37,632
Miscellaneous Criminal	94	53	890	0	1,037
Juvenile CHINS	419	0	0	0	419
Juvenile Delinquency	4,513	0	0	0	4,513
Juvenile Paternity	774	0	0	0	774
Juvenile Miscellaneous	2,051	0	0	0	2,051
TOTAL	26,470	230,724	115,569	0	372,763

DEFAULTCIVIL

Civil Plenary	12,803	7,118	9,706	0	29,627
Small Claims	0	51,446	0	35,558	87,004
Redocketed Civil	1,479	7,700	148	2,494	11,821
Domestic Relations	975	0	0	0	975
Redocketed Domestic Relations	260	0	0	0	260
Mental Health	0	0	0	0	0
Adoptions	6	0	0	0	6
Estates	0	0	0	0	0
Guardianships	4	0	0	0	4
Trusts	0	0	0	0	0
Miscellaneous	118	20	0	0	138
TOTAL	15,645	66,284	9,854	38,052	129,835

METHOD OF CASE DISPOSITIONVIOLATIONS BUREAUCRIMINAL

<u>Type of Case</u>	<u>Circuit/ Superior</u>	<u>County/CCF/ Municipal</u>	<u>City/ Town</u>	<u>Small Claims</u>	<u>TOTAL</u>
Criminal Felony	0	1	0	0	1
Criminal Misdemeanor	0	362	119	0	481
Redocketed Criminal	0	0	1	0	1
Infractions	0	144,678	17,198	0	161,876
Ordinance Violations	0	2,073	646	0	2,719
Miscellaneous Criminal	0	21	1	0	22
Juvenile CHINS	0	0	0	0	0
Juvenile Delinquency	0	0	0	0	0
Juvenile Paternity	0	0	0	0	0
Juvenile Miscellaneous	0	0	0	0	0
<b>TOTAL</b>	<b>0</b>	<b>147,135</b>	<b>17,965</b>	<b>0</b>	<b>165,100</b>

CLOSEDCIVIL

Civil Plenary	1,143	0	0	0	1,143
Small Claims	0	0	0	0	0
Redocketed Civil	325	0	0	0	325
Domestic Relations	546	0	0	0	546
Redocketed Domestic Relations	1,424	0	0	0	1,424
Mental Health	630	0	0	0	630
Adoptions	1,021	0	0	0	1,021
Estates	11,295	0	0	0	11,295
Guardianships	3,052	0	0	0	3,052
Trusts	493	0	0	0	493
Miscellaneous	547	0	0	0	547
<b>TOTAL</b>	<b>20,476</b>	<b>0</b>	<b>0</b>	<b>0</b>	<b>20,476</b>

## 1987 AVERAGE CASELOAD -- FILINGS

	Circuit, Superior & Probate Courts	County, Municipal & County Court Function	City & Town Courts	Marion County Small Claims Courts
Criminal Felony	79.00	171.19	0	0
Criminal Misdemeanor	56.09	1,219.93	451.61	0
Re-Docketed Criminal	32.05	58.23	8.24	0
Infractions	0	3,335.97	1,684.51	0
Ordinance Violations	0	492.08	181.80	0
Miscellaneous Criminal	6.17	14.16	20.18	0
Juvenile CHINS	22.47	0	0	0
Juvenile Delinquency	74.70	0	0	0
Juvenile Paternity	58.36	0	0	0
Juvenile Miscellaneous	37.44	0	0	0
Civil Plenary	230.92	139.05	213.28	0
Small Claims	0	1,128.70	0	7,721.63
Re-Docketed Civil	72.23	674.38	49.84	2,581.25
Domestic Relations	215.45	0	0	0
Re-Docketed Domestic Relations	162.92	0	0	0
Mental Health	19.04	7.16	0	0
Adoptions	14.40	0	0	0
Estates	79.69	0	0	0
Guardianships	28.50	0	0	0
Trusts	.99	0	0	0
Miscellaneous	25.73	18.33	2.12	105.88
<b>TOTAL</b>	<b>1,216.15</b>	<b>7,259.18</b>	<b>2,611.58</b>	<b>10,408.76</b>

## 1987 AVERAGE CASELOAD -- DISPOSITIONS

	Circuit, Superior & Probate Courts	County, Municipal & County Court Function	City & Town Courts	Marion County Small Claims Courts
Criminal Felony	75.14	142.85	.70	0
Criminal Misdemeanor	52.10	1,076.70	470.30	0
Re-Docketed Criminal	29.46	45.88	6.68	0
Infractions	0	3,256.21	1,697.55	0
Ordinance Violations	0	478.59	206.78	0
Miscellaneous Criminal	4.93	11.74	21.91	0
Juvenile CHINS	25.85	0	0	0
Juvenile Delinquency	74.76	0	0	0
Juvenile Paternity	57.00	0	0	0
Juvenile Miscellaneous	33.85	0	0	0
Civil Plenary	265.18	140.23	228.22	0
Small Claims	0	1,115.64	0	7,623.25
Re-Docketed Civil	66.12	593.13	28.09	2,408.00
Domestic Relations	209.66	0	0	0
Re-Docketed Domestic Relations	159.78	0	0	0
Mental Health	19.29	3.04	0	0
Adoptions	14.88	0	0	0
Estates	75.49	0	0	0
Guardianships	24.45	0	0	0
Trusts	2.62	0	0	0
Miscellaneous	21.53	17.57	1.87	106.75
<b>TOTAL</b>	<b>1,212.09</b>	<b>6,881.58</b>	<b>2,662.10</b>	<b>10,138.00</b>



1987 AVERAGE CASELOAD - METHOD OF CASE DISPOSITIONJURY TRIALSCRIMINAL

Type of Case	Circuit/ Superior	County/CCF/ Municipal	City/ Town	Small Claims
Criminal Felony	4.88	1.47	0	0
Criminal Misdemeanor	.15	1.86	.37	0
Redocketed Criminal	.02	0	0	0
Infractions	0	.14	.07	0
Ordinance Violations	0	0	0	0
Miscellaneous Criminal	0	.03	0	0
Juvenile CHINS	.04	0	0	0
Juvenile Delinquency	.09	0	0	0
Juvenile Paternity	.14	0	0	0
Juvenile Miscellaneous	0	0	0	0

CIVIL

Civil Plenary	2.89	.37	.03	0
Small Claims	0	0	0	0
Redocketed Civil	0	0	0	0
Domestic Relations	.11	0	0	0
Redocketed Domestic Relations	.05	0	0	0
Mental Health	0	0	0	0
Adoptions	0	0	0	0
Estates	0	0	0	0
Guardianships	0	0	0	0
Trusts	0	0	0	0
Miscellaneous	.01	0	0	0
<b>TOTAL</b>	<b>8.38</b>	<b>3.87</b>	<b>.47</b>	<b>0</b>

1987 AVERAGE CASELOAD - METHOD OF CASE DISPOSITIONBENCH TRIALSCRIMINAL

Type of Case	Circuit/ Superior	County/CGF/ Municipal	City/ Town	Small Claims
Criminal Felony	3.77	24.23	0	0
Criminal Misdemeanor	2.04	210.05	84.87	0
Redocketed Criminal	16.40	10.34	2.05	0
Infractions	0	109.63	108.64	0
Ordinance Violations	0	38.97	26.13	0
Miscellaneous Criminal	2.07	3.72	5.37	0
Juvenile CHINS	14.59	0	0	0
Juvenile Delinquency	31.14	0	0	0
Juvenile Paternity	42.79	0	0	0
Juvenile Miscellaneous	8.47	0	0	0

CIVIL

Civil Plenary	54.21	19.80	2.17	0
Small Claims	0	236.30	0	1723.88
Redocketed Civil	27.45	247.51	.29	1008.75
Domestic Relations	145.37	0	0	0
Redocketed Domestic Relations	113.73	0	0	0
Mental Health	10.96	1.45	0	0
Adoptions	8.77	0	0	0
Estates	20.91	0	0	0
Guardianships	8.79	0	0	0
Trusts	.29	0	0	0
Miscellaneous	7.20	11.97	.49	94.63
<b>TOTAL</b>	<b>518.95</b>	<b>913.97</b>	<b>230.01</b>	<b>2827.26</b>

1987 AVERAGE CASELOAD - METHOD OF CASE DISPOSITIONDISMISSEDCRIMINAL

Type of Case	Circuit/ Superior	County/CCF/ Municipal	City/ Town	Small Claims
Criminal Felony	16.03	46.61	.09	0
Criminal Misdemeanor	11.67	387.71	71.84	0
Redocketed Criminal	5.98	18.16	2.01	0
Infractions	0	351.06	101.05	0
Ordinance Violations	0	48.74	40.45	0
Miscellaneous Criminal	.14	.71	1.88	0
Juvenile CHINS	7.64	0	0	0
Juvenile Delinquency	19.64	0	0	0
Juvenile Paternity	7.43	0	0	0
Juvenile Miscellaneous	3.42	0	0	0

CIVIL

Civil Plenary	108.66	50.45	45.75	0
Small Claims	0	322.81	0	1239.25
Redocketed Civil	27.88	199.43	25.66	559.88
Domestic Relations	46.80	0	0	0
Redocketed Domestic Relations	31.44	0	0	0
Mental Health	4.79	1.50	0	0
Adoptions	.99	0	0	0
Estates	.68	0	0	0
Guardianships	.60	0	0	0
Trusts	.03	0	0	0
Miscellaneous	4.53	.78	.42	12.13
TOTAL	298.35	1427.96	289.15	1811.26

1987 AVERAGE CASELOAD - METHOD OF CASE DISPOSITIONTRANSFERRED OUTCRIMINAL

Type of Case	Circuit/ Superior	County/CCF/ Municipal	City/ Town	Small Claims
Criminal Felony	1.45	3.67	.61	0
Criminal Misdemeanor	.50	13.10	10.18	0
Redocketed Criminal	.14	1.90	0	0
Infractions	0	125.64	8.12	0
Ordinance Violations	0	108.17	.05	0
Miscellaneous Criminal	.01	2.09	.26	0
Juvenile CHINS	.07	0	0	0
Juvenile Delinquency	.35	0	0	0
Juvenile Paternity	.15	0	0	0
Juvenile Miscellaneous	.02	0	0	0

CIVIL

Civil Plenary	5.35	2.06	0	0
Small Claims	0	8.21	0	30.38
Redocketed Civil	.89	4.65	0	0
Domestic Relations	3.54	0	0	0
Redocketed Domestic Relations	1.82	0	0	0
Mental Health	.05	0	0	0
Adoptions	.01	0	0	0
Estates	.36	0	0	0
Guardianships	.12	0	0	0
Trusts	0	0	0	0
Miscellaneous	.16	0	.01	0
<b>TOTAL</b>	<b>14.99</b>	<b>269.49</b>	<b>19.23</b>	<b>30.38</b>

1987 AVERAGE CASELOAD - METHOD OF CASE DISPOSITIONVENUED OUTCRIMINAL

Type of Case	Circuit/ Superior	County/CCF/ Municipal	City/ Town	Small Claims
Criminal Felony	.64	.76	0	0
Criminal Misdemeanor	.13	3.21	0	0
Redocketed Criminal	.04	.02	0	0
Infractions	0	.08	0	0
Ordinance Violations	0	.11	0	0
Miscellaneous Criminal	0	0	0	0
Juvenile CHINS	.07	0	0	0
Juvenile Delinquency	.12	0	0	0
Juvenile Paternity	.28	0	0	0
Juvenile Miscellaneous	.04	0	0	0

CIVIL

Civil Plenary	22.67	.83	0	0
Small Claims	0	1.23	0	77.25
Redocketed Civil	.17	.23	0	0
Domestic Relations	3.72	0	0	0
Redocketed Domestic Relations	.36	0	0	0
Mental Health	0	0	0	0
Adoptions	.04	0	0	0
Estates	.01	0	0	0
Guardianships	.04	0	0	0
Trusts	0	0	0	0
Miscellaneous	.09	0	0	0
<b>TOTAL</b>	<b>28.42</b>	<b>6.47</b>	<b>0</b>	<b>77.25</b>

1987 AVERAGE CASELOAD - METHOD OF CASE DISPOSITIONGUILTY PLEA/ADMISSIONCRIMINAL

Type of Case	Circuit/ Superior	County/CCF/ Municipal	City/ Town	Small Claims
Criminal Felony	47.02	54.40	0	0
Criminal Misdemeanor	36.07	430.52	244.20	0
Redocketed Criminal	3.91	13.37	2.58	0
Infractions	0	1,254.77	1,149.49	0
Ordinance Violations	0	252.77	112.67	0
Miscellaneous Criminal	.44	.46	11.71	0
Juvenile CHINS	1.96	0	0	0
Juvenile Delinquency	21.09	0	0	0
Juvenile Paternity	3.62	0	0	0
Juvenile Miscellaneous	9.58	0	0	0
<b>TOTAL</b>	<b>123.69</b>	<b>2,006.29</b>	<b>1,520.65</b>	<b>0</b>

DEFAULTCIVIL

Civil Plenary	59.83	61.90	127.71	0
Small Claims	0	447.36	0	4,444.75
Redocketed Civil	6.91	66.96	1.95	311.75
Domestic Relations	4.56	0	0	0
Redocketed Domestic Relations	1.21	0	0	0
Mental Health	0	0	0	0
Adoptions	.03	0	0	0
Estates	0	0	0	0
Guardianships	.02	0	0	0
Trusts	0	0	0	0
Miscellaneous	.55	.17	0	0
<b>TOTAL</b>	<b>73.11</b>	<b>576.39</b>	<b>129.66</b>	<b>4,756.50</b>

1987 AVERAGE CASELOAD - METHOD OF CASE DISPOSITIONVIOLATIONS BUREAUCRIMINAL

<u>Type of Case</u>	<u>Circuit/ Superior</u>	<u>County/CCF/ Municipal</u>	<u>City/ Town</u>	<u>Small Claims</u>
Criminal Felony	0	.01	0	0
Criminal Misdemeanor	0	3.15	1.57	0
Redocketed Criminal	0	0	.01	0
Infractions	0	1,258.07	226.29	0
Ordinance Violations	0	18.03	8.50	0
Miscellaneous Criminal	0	.18	.01	0
Juvenile CHINS	0	0	0	0
Juvenile Delinquency	0	0	0	0
Juvenile Paternity	0	0	0	0
Juvenile Miscellaneous	0	0	0	0
TOTAL	0	1,279.44	236.38	0

CLOSEDCIVIL

Civil Plenary	5.34	0	0	0
Small Claims	0	0	0	0
Redocketed Civil	1.52	0	0	0
Domestic Relations	2.55	0	0	0
Redocketed Domestic Relations	6.65	0	0	0
Mental Health	2.94	0	0	0
Adoptions	4.77	0	0	0
Estates	52.78	0	0	0
Guardianships	14.26	0	0	0
Trusts	2.30	0	0	0
Miscellaneous	2.56	0	0	0
TOTAL	95.67	0	0	0

1987 FISCAL REPORT

Pursuant to Indiana Code 33-2.1-7-3, the Division of State Court Administration is directed to collect and compile statistical data as to the receipt and expenditure of public moneys by and for the operation of the courts.

This report is intended to only present a general financial overview of the expenditures of Indiana's courts and revenues generated through their operation. The financial information is gathered on an annual basis at the end of each calendar year. This is a manual data gathering system whereby each court prepares a form and forwards it, by mail, to the Division of State Court Administration. The reporting forms call for the court's requested and approved budget, the actual expenditures and the amounts collected by the clerk through the various fees and costs. This publication, however, reflects only the expenditure and revenue data; the requested and approved budgets are available but are not published here.

EXPENDITURES

The Supreme Court, Court of Appeals and Tax Court are funded through appropriations from the State general fund. The Indiana State Auditor's Report provides information as to the expenditures on these courts and on other state level expenditures on related functions.

Indiana's trial courts are funded through appropriations from the respective county's general fund. State funds are used only for portion of the judges' salaries<sup>1</sup> and for special judge expenses.<sup>2</sup> In some of the more populous counties, separate budgets are maintained for probation services, juvenile services and pauper defense services. These expenses have been included in the final totals. Expenditures which have not been included are those that do not directly relate to the court's operation, such as the prosecuting attorney's office or the clerk.

The city and town courts are funded by the respective municipalities. In many instances a distinct city or town court budget is not main-

---

1 IC 33-13-12-7

2 Ind. Rules of Court, T.R. 79(14) and C.R. 13(12); Administrative Rule 5.



tained, and all expenses are paid directly from the local general fund. This practice makes it extremely difficult to provide accurate expenditure information on the city and town courts.

The Marion County Small Claims Courts are funded by the respective townships through budget appropriations.

### REVENUES

Revenues generated through the operation of the trial courts are collected, accounted for and disbursed by the Clerk of the Circuit Court, an independently elected constitutional office. The Clerk of the Circuit Court also functions as the clerk of the county and as such performs many other functions not related to court operations.

These revenues are generated primarily from filing fees, costs and fines assessed to the litigants. They are disbursed to either the state, county or local general fund or to a long list of special funds established by the Legislature for specific programs and services. In order to provide the information needed to fulfill this requirement, trial courts must invariably rely on the figures provided to them by the Clerk's office which actually collects the moneys. As a result, the revenue reporting forms have been designed to correlate the fee collection reports used by the clerks. This is important as it underscores the nature of the data presented in this report and the fact that it is not intended as an actual accounting of receipts.

Revenues generated through the city, town and Marion Small Claims Courts are collected by the local clerk and disbursed pursuant to statutory provisions. The only direct payment fee in existence is the personal service of process fee charged to small claims litigants in the Marion County Small Claims Courts. This fee goes to the constable and his deputies.<sup>3</sup>

Prior to a 1987 Legislative amendment,<sup>4</sup> court costs and fees were collected under a complex and burdensome structure which provided for more than twenty different fees to be charged in different cases and disbursed to different funds. Effective July 1, 1987, the Legislature enacted a more rational and simplified schedule of court costs.

---

3 33-11.6-8-4(d) and 33-11.6-4-15

4 P.L. 305-1987

Because of this mid-year revision, the revenues reported herein are divided in two, those collected in the first half of the year pursuant to the old statutes, and those collected under the new system.

COURT COSTS AND FEES IN EFFECT FROM 1/1/87 TO 6/30/87

Following is a summary of the origin and distribution of the fines and fees reflected as "Revenues" section for the first half of 1987.

1. Court Costs: This category represented the standard docket fee and was designated for the county general fund. It included a clerk's service fee which varied depending on the type of proceeding.<sup>5</sup>

Included in court costs was a \$10.00 fee charged to the defendant upon a conviction for a felony or misdemeanor on the regular docket of the circuit and superior court.<sup>6</sup>

2. State Docket Fees: This fee was designated for the state general fund. It included a \$7.00 fee charged in civil actions with a plaintiff and defendant in the municipal and probate courts and on the plenary dockets of the circuit, superior and county courts.<sup>7</sup> Upon conviction or entry of judgment against the defendant in cases on the minor offenses and violations docket, the state docket fee was \$5.00.<sup>8</sup>

3. County Docket Fees: This category reflected additional docket fees which were designated for the county general fund. It included a \$10.00<sup>9</sup> fee charged in cases on the small claims dockets of the circuit, superior and county courts. Upon conviction of an offense or entry of judgment in a case on the minor offenses and violations docket of a circuit and superior court or in the county court, the county docket fee was \$5.00.<sup>10</sup>

The county docket fee in criminal cases and infractions in the Marion Municipal Court was \$15.00.<sup>11</sup>

---

5 See Gen. IC 33-17-4 et seq. and 33-17-5 et seq.

6 IC 33-17-8-2(3).

7 IC 33-17-3-2(1).

8 IC 33-17-8-3(1).

9 IC 33-17-3-6(2).

10 IC 33-17-8-3(2).

11 IC 33-17-8-4.

4. Judicial Fees: A judicial fee was charged in all civil cases filed on the plenary dockets of the circuit, superior and county courts and in civil actions in probate or municipal courts.<sup>12</sup> In a civil or criminal proceeding in the circuit, superior, municipal or probate courts, the fee was \$9.00.<sup>13</sup> Of the \$9.00 fee, \$1.30 was deposited with the judges' retirement fund and \$7.70 with the state general fund.<sup>14</sup>

5. County Court Judicial Fees: This category reflected a \$1.00 judicial fee which was charged upon conviction of an offense or upon entry of judgment in a case within the infraction or ordinance violation jurisdiction of a county court or a case on the minor offenses or violations docket of a circuit or superior court.<sup>15</sup> This entire fee had been designated for the judges' retirement fund.<sup>16</sup>

6. Judicial Salaries Fee: This category reflected a judicial salary fee of \$12.00 charged in civil actions in the circuit, superior, municipal, probate and county court; a \$2.00 fee charged in dissolution of marriage cases; and \$1.00 in proceedings to enforce an ordinance or infraction.<sup>17</sup> This fee was deposited in the state general fund. Included here was also a \$2.00 judicial salaries fee charged for reinstating certain cases.<sup>18</sup>

7. Service of Process and Sheriff's Pension Fund: Included in this category were fees set for service of process. Though there was some variance,<sup>19</sup> the basic service of process fee in civil cases was \$10.00.<sup>20</sup> These fees were designated for a county police pension fund.<sup>21</sup> If no such fund has been established or if more funds than necessary were collected, the remainder was deposited with the county general fund.<sup>22</sup>

---

12 IC 33-17-3-2(2).

13 IC 33-17-11-1, 33-17-8-2 and 33-17-8-4(3).

14 IC 33-17-11-1(b).

15 IC 33-17-8-3(4).

16 IC 33-17-11-1(c).

17 IC 33-17-11-2.

18 IC 33-17-11-2(b).

19 IC See Gen. IC 33-17-7-1 et seq.

20 IC 33-17-7-2(1).

21 IC 33-17-7-1.

22 IC 36-8-10-12.

8. Jury Fees: This section reflected fees collected by the clerk for the county general fund. Once a jury was called jury fee of \$100 or \$50 was charged, depending on the case.<sup>23</sup>

9. Support Fees: This section reflects the fee charged to persons required by a court order to pay support and maintenance. The fee was paid annually and went to the county. Depending on the date paid, it could be \$15.00 or \$30.00.<sup>24</sup>

10. Fines and Forfeitures: The fines and forfeitures for state law violations are designated for a special state fund, the Common School Fund.<sup>25</sup> The fines for local ordinance violations go to the respective locality. Effective September 1, 1981, many traffic violations were decriminalized and denominated as infractions. As such, they are no longer punishable by fines but by civil judgments (of up to \$10,000) for the State. These judgments go to the state general fund. Due to recordkeeping practices by some clerks, this category may not include all infraction judgements because in some cases they may not have been properly distinguished from the fines.

11. Prosecuting Attorneys Fee/Violent Crime Fund Fee. In each criminal matter a prosecuting attorney fee was charged and deposited in specific funds. In cases involving an infraction, the fee was \$23.00; in Class B and C misdemeanors, the fee was \$28.00; in felonies and Class A misdemeanors, the total fee was \$45.00. Of each prosecutor's fee, \$4.00 remained with the county general fund and were reflected in this report under "county portion". Three dollars were to be deposited in a county law enforcement continuing education fund. The balance was forwarded to the state where the fee was earmarked further. Four (\$4.00) dollars of the state fee were deposited in a law enforcement academy training fund and \$1.00 in a law enforcement academy building fund.

In those cases where the fee was \$45.00, \$15.00 were sent to the violent crime victim's compensation fund, \$2.00 in the sex crimes victim services fund and \$5.00 to the family violence and victims assistance

---

23 IC 33-17-11-6.

24 IC 33-17-6-2 and 31-2-8-1.

25 Ind. Const., Art. 8, Sec. 2.

fund. In those cases where the fee was \$28.00, \$5.00 also was designated for the family violence and victim assistance fund.<sup>26</sup>

12. Municipal Prosecutor's Fee: A \$20.00 fee was charged in cases involving municipal ordinance violations. If collected in Marion Municipal Court, the entire fee was designated for the city. If collected in the circuit, superior or county court, only \$15.00 went to the city and \$5.00 to the state where it was distributed as \$1.00 to the law enforcement academy building fund and \$4.00 to the law enforcement academy training fund.<sup>27</sup>

13. Adult Probations User's Fee: This category reflects a fee which is charged to each person placed on probation for a felony conviction. The fee could range between \$25.00 to \$100.00 as an initial fee and between \$5.00 and \$15.00 as a monthly fee for each month the person remains on probation.<sup>28</sup> In misdemeanor convictions, the probations user's fee is optional with the court. If imposed, the initial fee cannot exceed \$50.00 and the monthly fee cannot exceed \$10.00. The funds so collected are deposited in a county supplemental adult probation services fund which is used for probation services.<sup>29</sup>

14. Family Violence and Victim Assistance Fund Fee: This category reflected a \$10.00 fee which was charged in all new and redocketed actions for dissolution of marriage, separation or annulment. It was deposited in a state fund specially designated for the purpose.<sup>30</sup>

15. Bureau of Motor Vehicles Fee: A "permanent operator's record fee" was charged for certification of the record of a conviction in traffic cases. The amount varied from \$7.50 to \$25.00 depending on the offense. The fee was forwarded to the Commissioner of the Bureau of Motor Vehicles and then deposited with a motor vehicles highway account.<sup>31</sup>

---

26 IC 33-17-11-3 as amended by Acts 1985, P.L. 31.

27 IC 33-17-11-4.

28 IC 35-38-2-1(b).

29 IC 35-38-2-1(c).

30 IC 33-17-6-1 and 4-23-18.

31 IC 33-17-9-3 and 4-14-1-18.

16. Infraction Judgments: These are judgments obtained in favor of the state in violations designated as infractions. They are designated for the state general fund.<sup>32</sup>

17. Change of Venue Fees: This category reflected fees charged by one county to another county for use of its facilities for cases received on a change of venue.<sup>33</sup>

18. Bail Bond Fee: This category reflected a \$5.00 fee collected from each defendant who executes a bail bond. Two dollars and fifty cents were deposited in the county general fund, and the remainder was deposited in the county extradition fund.<sup>34</sup>

19. Fish and Wildlife Fee: This was a \$10.00 fee charged in each conviction involving fish and game law violations. It was turned over to the state treasury as part of fish and wildlife preservation fund.<sup>35</sup>

20. Alcohol and Drug Program Fee (optional program): The legislature had empowered the trial courts to establish alcohol and drug treatment programs and to set a program fee between \$1.00 and \$5.00 to be charged in all cases within the county involving violations of state law or city ordinances.<sup>36</sup> The fee, when collected during the first half of the year, was deposited with a specially designated local fund and used for the designated purpose.

21. Pretrial Diversion Fund (optional program): The legislature had empowered the prosecutor to withhold prosecution in misdemeanors subject to specific conditions; as a condition thereto, the prosecutor could require the payment of an initial user's fee of \$50.00 and a monthly fee of \$10.00. The money was deposited in a segregated fund to be used for pretrial diversion programs as the prosecutor directs.<sup>37</sup>

22. Marijuana Eradication Program (optional program): The local weed control board could establish a marijuana eradication program and could add a fee of up to \$300.00 in all cases involving violations of

---

32 IC 34-4-32-4.

33 IC 34-2-15-1.

34 IC 33-17-8-7.

35 IC 33-17-9-6 and 14-2-3-6.

36 IC 33-17-9-4 and 16-13-6.1-31.

37 IC 33-17-9-7 and 33-14-1-7.

IC 35-48-4 which were prosecuted in any court in the county. This category reflects the fees collected hereunder.<sup>38</sup>

23. Juvenile Probations User's Fee (optional with the court): A court could order a juvenile and/or the parent of a juvenile who is placed on supervision to pay an initial user's fee of \$25.00 to \$100.00 and a monthly user's fee of \$5.00 to \$15.00. These fees were deposited with a Probation Services Supplemental Juvenile Fund and were used for the specifically designated purpose.<sup>39</sup>

24. Informal Adjustment Program User's Fee (optional with the court): The trial court could order a monthly user's fee of \$5.00 to \$15.00 to be paid in cases where the juvenile was placed in an informal adjustment program. This fee was also deposited with the Supplemental Juvenile Probation Services Fund.<sup>40</sup>

25. Guardian Ad Litem or Special Advocate Fees (optional with the court): The trial court could order the parent or estate of a child for whom a guardian ad litem or a special advocate was appointed to pay up to \$100.00 for the service. The money was to be deposited in a designated fund and used for providing these services.<sup>41</sup>

26. Domestic Relations Fee (optional program): Judges of circuit and superior courts could appoint professionally qualified domestic relations referees or counselors. In such cases, a domestic relations fee of \$10.00 was charged in domestic relations actions and was deposited in the county general fund.<sup>42</sup>

27. Domestic Relations Counseling Bureau (optional program): In certain instances the courts in the county may establish "Domestic Relations Counseling Bureaus".<sup>43</sup> Where such a bureau was established, a domestic relations counseling bureau fee of \$15.00 was charged in domestic relation cases.<sup>44</sup>

---

38 IC 33-17-9-5 and 15-3-4.6-4.1.

39 IC 31-6-4-18.

40 IC 31-6-4-12.

41 IC 31-6-4-18(h).

42 IC 33-17-6-1(b).

43 IC 31-1-24-1 et seq.

44 IC 33-17-6-1(c).

28. Other: This category reflects fees collected through the operation of the trial court which were not reflected in the previous categories. Generally these are fees which generate only a small portion of the total.

COURT COSTS AND FEES IN EFFECT FROM 7/1/87 THROUGH 12/31/87

Effective July 1, 1987, the Indiana General Assembly amended and simplified the court fee structure. In place of the numerous special fees collected and disbursed previously, the new law provides for a single flat filing fee with some additional special fees.

Following is a description of the type of fees reflected in this report for the second half of 1987. The reporting form used to collect information for the second half of 1987 was designed to correspond with the clerks' reporting forms as prescribed by the State Board of Accounts.

1. Court Costs: In every case resulting in a felony conviction a fee of \$100.00 is charged;<sup>45</sup> In each action which results in a judgment for a violation constituting an infraction or ordinance, the fee is \$50.00;<sup>46</sup> In each juvenile action, the fee is \$40.00;<sup>47</sup> In each civil action, the fee is \$55.00;<sup>48</sup> The fee in small claims cases is \$30.00;<sup>49</sup> (This does not include small claims cases filed in the Marion County Small Claims Courts. The fees in those courts are set out in IC 33-11.6-4-5.) The fee in probate and trust matters is \$100.00;<sup>50</sup>

These court costs include service of process by mail, unless service by sheriff is required.<sup>51</sup>

2. Court Costs - State Portion: Of the total amount collected through court costs the clerk of the circuit court distributes semi-annually to the state auditor for deposit in the state general fund, fifty percent (50%) of the amount collected.<sup>52</sup>

---

45 IC 33-19-5-1(a).

46 IC 33-19-5-2(a).

47 IC 33-19-5-3(a).

48 IC 33-19-5-4(a).

49 IC 33-19-5-5(a).

50 IC 33-19-5-6.

51 IC 33-19-3-5.

52 IC 33-19-7-1.



3. Court Costs - County Portion: The county share is forty-seven percent (47%) of the total collected from court costs; it is forwarded to the county auditor.<sup>53</sup>

If a county police pension fund has been established in the county, the sheriff may present a claim for each service of process and the county fiscal body will appropriate \$12.00 for each claim.<sup>54</sup>

4. Court Costs - City and Town Portion: Three percent (3%) of the collected fees is the qualified municipality share distributed to each city and town maintaining a law enforcement agency that prosecutes at least fifty percent (50%) of its ordinance violations in a circuit, superior, county or municipal court of the county.<sup>55</sup> The county auditor determines the amount to be distributed to each city and town based upon a specific formula; the funds are distributed semi-annually.<sup>56</sup>

5. Court Costs in City and Town Courts: The fees collected through the city and town courts are distributed as follows:

1. Fifty-five percent (55%) semi-annually to the state auditor for the state general fund;
2. Each month the city or town fiscal officer distributed fifteen percent (15%) of the fees to the county auditor as the county share and thirty percent (30%) is retained as the city or town share.<sup>57</sup>

6. Special State Fund: In order to assure funding of the special programs and activities previously supported through fees collected from litigants, the new law provides that twice a year the state auditor must transfer to the state treasurer \$4,865,500 for deposit into nine specific funds pursuant to percentages set out in the statute.<sup>58</sup> Those funds are:

Family Violence and Victim Assistance Fund - 15.26%  
 Judges Retirement Fund - 7.3%  
 Law Enforcement Academy Building Fund - 4.83%  
 Law Enforcement Training Fund - 19.54%

---

53 IC 33-19-7-2.

54 IC 33-19-7-7.

55 IC 33-19-7-3(a).

56 IC 33-19-7-3(b).

57 IC 33-19-7-4.

58 IC 33-19-7-5.

Sex Crime Victim Services Fund - 0.84%<sup>59</sup>  
Violent Crime Victims Compensation Fund - 12.48%  
Motor Vehicles Highway Account - 37.12%  
Fish and Wildlife Fund - 0.42%  
Division of Addiction Services Account for administration, certification and support of alcohol and drug services programs - 3.05%

7. Fines and Forfeitures: This category has remained the same. As under the previous structure, fines and forfeitures go to the State Common School Fund pursuant to a constitutional provision.<sup>60</sup>

8. Infraction Judgments: This category has also remained the same. It reflects moneys collected as infraction judgments in cases involving state law violations.

9. City and Town Infraction Judgments: This category reflects amounts as judgments for local ordinance violations.

10. Vehicle License Fee: This category represents amounts collected as infraction judgments in overweight vehicle cases. These funds go to the State Highway Fund rather than the general fund.<sup>61</sup>

11. Support Fees: This category reflects a fee collected in actions in which a final court order requires a person to pay support or maintenance payments through the clerk. The fee may be \$10, \$20 or \$30 depending on when it is paid.<sup>62</sup>

12. Bond Administration Fee: When a defendant executes a bail bond with the clerk, ten percent (10%) or \$50.00, whichever is less, may be retained as the administrative fee which is reflected here.<sup>63</sup>

Effective 7/1/87, when public funds have been expended on defense, an equal amount may be retained and deposited in a Supplemental Public Defender Services Fund established by 33-9-11.5 in counties between 250,000 and 350,000 population. Any amounts collected under these provisions will be reflected under the "other" category.

---

59 Effective 7/1/88, the sex crime victim services fund provision will be deleted and the violent crime victim compensation fund percentage will become 12.48%. P.L. 28-1988.

60 Const. of Ind., Article 8, Section 2.

61 IC 9-8-1-22.

62 IC 33-19-6-5.

63 IC 35-33-8-3.

(Effective 1/1/88, the clerk must also collect or retain \$5.00 for each bond. This fee is remitted semi-annually to the Public Employees Retirement Fund for deposit in a special Death Benefit Fund. The fund provides a \$50,000 lump sum death benefit to the spouse or children of a public safety officer who dies in the line of duty. With the approval of the clerk, this fee may be collected by the county sheriff who remits it to the clerk. This section expires 12/31/93.)

13. Late Surrender Fees: When a bonded defendant fails to appear, a late surrender fee based on a percent of the value of the bond is assessed against the bondsman. This fee is deposited in the police pension trust fund set up under 36-8-10-12.<sup>64</sup>

14. User Fees: This category reflects the total amount of user fees collected by the clerk. These user fees are then deposited with either the county auditor or, in the case of city and town courts, with the fiscal officer of the city or town. The user fee funds are used to supplement the cost of various programs, which were created under prior legislation. The special programs must submit a claim to the county auditor or the city or town fiscal officer who then appropriates the claimed amount from the general user fee fund to the special program or fund.

The county user fee fund consists of and may be used for the following:<sup>65</sup>

1. Pretrial diversion program fee
2. Informal adjustment program fee
3. Marijuana eradication program fee
4. Alcohol and drug services program fee
5. Law enforcement continuing education program fee

All but the informal adjustment program fees are collected by the clerk and are reflected in this report. The informal adjustment fee is collected by the probation departments and may not, at this time, be fully reflected in this report.

The city and town user fee fund consists of and may be used for:<sup>66</sup>

1. Pretrial diversion program fee
2. Alcohol and drug services fee
3. Law enforcement continuing education program fee

---

64 IC 27-10-2-12.

65 IC 33-19-8-5.

66 IC 33-19-8-3.

The fees which are deposited in the county, city or town user fees fund come from:

1. A Marijuana Eradication Program Fee of no more than \$300. It may be set by the court pursuant to IC 15-3-4.6-4.1 to be charged in criminal convictions under 35.48-4 (offenses relating to controlled substances) in a county where a weed control board has been established.<sup>67</sup>

2. An Alcohol and Drug Services Fee may be collected in criminal, infraction and ordinance violations as set by the court pursuant to 16-13-6.1-31(c).<sup>68</sup>

3. A Law Enforcement Continuing Education Program fee of \$3.00 is collected<sup>69</sup> in each criminal, infraction or ordinance violation.

4. A Pretrial Diversion Program Fee is collected when there is an agreement between the prosecutor and the accused as set out in 33-14-1-7. This fee is \$50.00 as an initial fee and \$10.00<sup>70</sup> monthly. It is charged in lieu of the court costs.

5. An Informal Adjustment Program Fee of \$5.00 to \$15.00 may be ordered by the court to be paid in cases where a juvenile has been placed in an informal adjustment program prior to having a petition filed.<sup>71</sup>

15. Document Fee: This category reflects fees collected by the clerk for copying and preparing documents.<sup>72</sup>

16. Interest on Investment: This category reflects income generated through deposits of various funds.

17. Fees Collected by Probation Departments: Fees which can be attributed to the operation of the courts and their probation departments have not been reflected in the report for the second half of 1987. These fees are adult and juvenile probation user fees, guardian ad litem and special advocate fees. The new court costs bill made probation departments responsible for collecting these fees. Thus, these fees have not been incorporated in the clerks' report. The same is true with the Infor-

67 IC 33-19-6-6.

68 IC 33-19-6-7.

69 IC 33-19-6-7(c)(3).

70 IC 33-19-5-1(c).

71 IC 33-19-8-5(b) and 31-6-4-12.

72 IC 33-19-6-1, 2 and 3.

mal Adjustment Program fees which are collected by the probation department and become part of the county user fee fund. Because the clerks' reports have traditionally served as the reference source from which courts obtained their revenue information, the fees collected outside of the clerk's office were not reflected. Future reporting formats will incorporate the fees collected through the probation departments into the courts' revenue reports.

---



COMPARISON OF COURT FEE PROVISIONS  
January 1, 1987 to June 30, 1987

Fee	To State Level Funds	To County Level Funds	To Local Level Funds
1. Court Costs		X	
2. State Docket Fees	X		
3. County Docket Fees		X	
4. Judicial Fees	X		
5. County Court Judicial Fees	X		
6. Judicial Salaries Fees	X		
7. Service of Process and Certified Mail Fees		X	
8. County Police Pension Fund		X	
9. Jury Fees		X	
10. Support Fees		X	
11. Fines (For State Violations)	X		
12. Fines (For Local Violations)			X
13. Prosecuting Attorney's Fees (State Portion)	X		
14. Prosecuting Attorney's Fees (County Portion)		X	
15. Municipal Prosecutor's Fees	X		
16. Adult Probation User's Fees		X	
17. Family Violence & Victim Assistance Fund Fee (Collected in Dissolutions)	X		
18. Bureau of Motor Vehicles Fees	X		

COMPARISON OF COURT FEE PROVISIONS  
July 1, 1987 to December 31, 1987

---

P.L. 305-1987

---

1. Part of Court Cost.
2. Part of Court Cost.
3. Part of Court Cost.
4. Part of Court Cost. (The Judicial Retirement Fund is one of the 9 Programs which must be funded through the State General Fund.) IC 33-19--7-5
5. Part of Court Cost. (The Judicial Retirement Fund is one of the 9 Programs which must be funded through the State General Fund.) IC 33-19--7-5
6. Part of Court Cost.
7. Part of Court Cost.
8. Part of Court Cost. Under IC 33-19-7-7, upon claim submitted by the Sheriff, the county appropriates to the pension fund, \$12.00 for each service of process claimed by the Sheriff.
9. Part of Court Cost.
10. Still collected separately under 33-19-6-5.
11. Fines & forfeitures - same as above.
12. City and Town Infraction Judgments.
13. Part of Court Cost. (The Law Enforcement Academy Building Fund and Training Fund, the Family Violence & Victim Assistance Fund, the Violent Crime Victims Fund, and the Sex Crime Victim Services Fund, are 5 of the nine programs specifically funded through the State General Fund from a semi-annual appropriation of \$4,865,500. The Local Law Enforcement Continuing Education Fund is funded through the Local User Fee Funds.) IC 33-19-7-5, 33-19-8-3, 33-19-8-5.
14. Part of Court Cost.
15. Part of Court Cost. (See #13 above).
16. Not reflected in new report because the clerk did not collect the fee. (It will be reflected in the future).
17. Part of Court Cost. (This is one of the 9 special programs which is specifically funded through a semi-annual appropriation from the State General Fund.) IC 33-19-7-5.
18. Part of Court Cost. (This is one of the 9 special programs which is specifically funded through a semi-annual appropriation from the State General Fund.) IC 33-19-7-5.



COMPARISON OF COURT FEE PROVISIONS  
January 1, 1987 to June 30, 1987

Fee	To State Level Funds	To County Level Funds	To Local Level Funds
19. Infraction Judgments	X		
20. Change of Venue (Other than Bailiff, Reporter and Judge Per Diem)		X	
21. Conservation Department (Fish & Game Law Violations)	X		
22. Bail Bond Fee		X	
OPTIONAL PROGRAM FEES			
1. Alcohol & Drug Program (IC 33-17-9-4 and IC 16-13-6.1-31)			X
2. Alcohol & Drug Program 7% of #1 forwarded to Division of Addiction Services. IC 16-13-6.1-31(d)	X		
3. Pre-Trial Diversion Fund (IC 33-17-9-7 and IC 33-14-1-7)			X
4. Marijuana Eradication Program Fee (IC 33-17-9-5 and IC 15-3-4.6-4.1)			X
5. Juvenile Probation User's Fee (IC 31-6-4-18)			X
6. Informal Adjustment Program User's Fee (IC 31-6-4-12)			X
7. Guardian Ad Litem or Special Advocate Fee (IC 31-6-4-18)			X
8. Domestic Relations Fee (IC 33-17-6-1 and IC 31-1-23)			X
9. Domestic Relations Counseling Bureau Fee (IC 33-17-6-1 and IC 33-1-24)			X

COMPARISON OF COURT FEE PROVISIONS  
July 1, 1987 to December 31, 1987

---

P.L. 305-1987

---

19. Part of Court Cost. Infractions Judgments -- remain the same; Vehicle License Fee, IC 9-8-1-22.
20. Part of Court Cost.
21. Part of Court Cost. (This is one of the 9 special programs which is specifically funded through a semi-annual appropriation from the State General Fund.)
22. Bond Administration Fee, IC 35-33-8-3; Late Surrender Fee, IC 27-10-2-12.

OPTIONAL PROGRAM FEES

1. Part of County or City User Fee Fund.
2. Part of Court Cost. This is one of the 9 programs which are specifically funded through an appropriation from the State General Fund.
3. Part of County or City or Town user fee fund.
4. Part of County or City or Town user fee fund.
5. Not reflected in new report because it is not collected by the clerk. (In the future, it will be reflected.)
6. This is part of the County User Fee Fund which is administered by the County Auditor. Because this fee is collected by the Probation Department rather than the Clerk, it is not reflected. (It will be in future reports.)
7. This fee has not been reflected because it is collected by the Probation Department, not the Clerk. It will be covered in the future.
8. Part of Court Cost. The Program is funded through general appropriations.
9. Part of Court Cost. The Program is funded through general appropriations.

## FINANCIAL COMPARISON TABLE

	State Expenditure on Judicial System	County Expenditure on Judicial System	City, Town and Township Expenditures
Fiscal Year 1977 - 1978 Calendar Year 1978	9,167,196	24,891,171	N/A
Fiscal Year 1978 - 1979 Calendar Year 1979	10,899,907	28,912,106	N/A
Fiscal Year 1979 - 1980 Calendar Year 1980	12,820,325	34,090,329	1,923,064
Fiscal Year 1980 - 1981 Calendar Year 1981	13,965,078*	38,715,918	2,311,938
Fiscal Year 1981 - 1982 Calendar Year 1982	14,473,069	43,051,328	2,633,472
Fiscal Year 1982 - 1983 Calendar Year 1983	15,923,988	44,931,173	2,280,952
Fiscal Year 1983 - 1984 Calendar Year 1984	16,278,081**	46,844,048	2,500,346
Fiscal Year 1984 - 1985 Calendar Year 1985	18,686,108	48,976,842	3,228,559
Fiscal Year 1985 - 1986 Calendar Year 1986	20,555,327	52,303,018	3,022,966
Fiscal Year 1986 - 1987 Calendar Year 1987	21,491,360	55,419,080	3,553,365

\*This figure reflects a correction made in the Judges Retirement Contribution entry subsequent to the publication of the 1981 Judicial Report.

\*\*This figure reflects a correction made in the Judges Retirement Contribution subsequent to the publication of the 1984 Judicial Report.

## FINANCIAL COMPARISON TABLE (Continued)

Revenues Generated by all Courts for all State Funds	Revenues Generated by all Courts for all County Funds	Revenues Generated by all Courts for all Local Funds	TOTAL REVENUES GENERATED BY TRIAL COURTS
13,914,019***	7,268,025***	32,784***	21,214,828***
18,471,848***	8,351,379***	511,460***	27,334,687***
22,096,238	9,925,389	2,128,966	34,150,593
21,002,649	10,093,722	2,242,390	33,338,761
22,003,775	11,614,975	2,745,868	36,364,618
23,212,149	14,593,128	3,549,385	41,354,662
24,208,895	18,250,687	3,975,671	46,435,253
27,330,077	18,601,962	3,183,435	49,115,474
30,061,723	19,823,321	4,328,333	54,213,377
28,355,237	21,930,463	4,459,612	54,745,312

\*\*\*City, Town and Small Claims Courts are not included in these figures.

EXPENDITURES BY THE STATE OF INDIANA ON THE INDIANA COURTS  
FOR THE FISCAL YEAR 1986-1987

(Obtained from the Annual Report of the State Auditor)

	Personal Services	Service Other than Personal	Service by Contract
Supreme Court*	1,530,568	79,760	117,115
Court of Appeals	2,471,793	52,859	206,890
Tax Court	132,342	3,603	24,476
Trial Judges Salaries	12,324,173	0	0
Special Judges	362,630	0	0
Judges Pension Fund	0	0	0
Public Defender	1,205,189	104,611	188,733
Judicial Conference and Indiana Judicial Center	334,724	21,517	144,534
<b>TOTALS</b>	<b>18,361,419</b>	<b>262,350</b>	<b>681,748</b>

\*The budget of the Office of Judicial Administration is included within the Supreme Court budget.

EXPENDITURES BY THE STATE OF INDIANA ON THE INDIANA COURTS  
FOR THE FISCAL YEAR 1986-1987

(Obtained from the Annual Report of the State Auditor)  
(Continued)

Materials, Parts and Supplies	Equipment	Grants Subsidies, Refunds and Awards	In-State Travel	Out of State Travel	TOTAL
19,275	106,972	0	11,192	4,766	1,869,648
13,819	72,950	0	29,472	7,067	2,854,850
5,744	52,788	0	3,667	873	223,493
0	0	1,408	10,000	0	12,335,581
0	0	0	128,736	0	491,366
0	0	1,550,000	0	0	1,550,000
26,638	27,042	0	39,153	1,877	1,593,243
15,714	50,498	0	4,200	1,992	573,179
81,190	310,250	1,551,408	226,420	16,575	21,491,360

## EXPENDITURES

## COUNTY EXPENDITURES

Expenditures	Circuit, Superior, County, Municipal and Probate Courts
Judge(s) Salary - County Portion	\$ 3,269,129
Judge(s) Salary - Paid by City, Town or Township	
Commissioner(s) or Referee(s)	1,823,898
Reporter(s)	6,557,974
Bailiff(s)	4,876,467
Probation Office	12,554,238
Jury Commission	66,325
Administrator & Staff	1,250,375
Secretary(ies)	1,980,758
Law Clerks & Interns	206,037
Public Defender & Staff	4,654,355
Court Clerks & Other Employees	3,411,848
<b>TOTAL SALARIES PERSONNEL</b>	<b>40,651,404</b>
Per Diem - Judges - Venued Out	22,962
Per Diem - Judges - Venued In	116,840
Per Diem - Court Reporters - Venued Out	9,386
Per Diem - Court Reporters - Venued In	60,250
Per Diem - Bailiffs - Venued Out	4,767
Per Diem - Bailiffs - Venued In	37,865
Per Diem - Grand Jurors	73,681
Per Diem - Petit Jurors	1,725,048
Witness Fees	117,813
Medical & Psychiatric	179,652
Pauper Attorneys - Case by Case	2,753,739
Other Indigent Expenses	501,272
Judge(s) Pro Tem	75,064
Other Non-Salary Personnel Services	333,435
<b>TOTAL NON-SALARY PERSONNEL SERVICES</b>	<b>6,011,774</b>
<b>TOTAL PERSONNEL SERVICES</b>	<b>46,663,178</b>
<b>TOTAL SUPPLIES</b>	<b>1,046,492</b>

## EXPENDITURES

## CITY/TOWN EXPENDITURES

## TOWNSHIP EXPENDITURES

City and Town Courts	Marion County Small Claims Courts	TOTAL
		\$ 3,269,129
\$ 581,783	\$185,037	766,820
83,619	0	1,907,517
26,286	0	6,584,260
259,611	0	5,136,078
379,288	0	12,933,526
0	0	66,325
79,794	96,745	1,426,914
164,147	213,889	2,358,794
0	0	206,037
55,726	0	4,710,081
440,694	237,192	4,089,734
2,070,948	732,863	43,455,215
0	0	22,962
0	0	116,840
0	0	9,386
0	0	60,250
0	0	4,767
0	0	37,865
0	0	73,681
861	0	1,725,909
0	0	117,813
0	10,684	190,336
11,806	0	2,765,545
0	0	501,272
43,628	2,491	121,183
8,203	0	341,638
64,498	13,175	6,089,447
2,135,446	746,038	49,544,662
124,422	131,797	1,302,711



## EXPENDITURES (Continued)

## COUNTY EXPENDITURES

---

Expenditures	Circuit, Superior, County, Municipal and Probate Courts
Rentals	1,667,264
Lodging & Meals for Jurors	310,368
Other Services & Charges	3,557,744
<b>TOTAL SERVICES</b>	<b>5,535,376</b>
Law Books	1,122,437
Other Capital Outlays	1,051,597
<b>TOTAL CAPITAL OUTLAYS</b>	<b>2,174,034</b>
<b>TOTAL EXPENDITURES</b>	<b>\$55,419,080</b>

---

## EXPENDITURES (Continued)

## CITY/TOWN EXPENDITURES

## TOWNSHIP EXPENDITURES

City and Town Courts	Marion County Small Claims Courts	TOTAL
10,499 5,908 115,179	47,701 0 145,286	1,725,464 316,276 3,818,209
131,586	192,987	5,859,949
8,151 63,216	5,502 14,220	1,136,090 1,129,033
71,367	19,722	2,265,123
\$2,462,821	\$1,090,544	\$58,972,445

TOTAL REVENUES GENERATED THROUGH OPERATION OF INDIANA'S  
CIRCUIT, SUPERIOR, COUNTY, MUNICIPAL, CITY AND TOWN,  
AND MARION COUNTY SMALL CLAIMS COURTS

	Circuit, Superior, County, Municipal and Probate Courts	City and Town	Marion Co. Small Claims	TOTAL
<u>TO STATE LEVEL FUNDS:</u>			0	0
1/1/87 to 6/30/87	12,466,130	2,775,467		15,241,597
7/1/87 to 12/31/87	10,614,894	2,498,746		13,113,640
<b>TOTAL</b>	<b>23,081,024</b>	<b>5,274,213</b>	<b>0</b>	<b>28,355,237</b>
<u>TO COUNTY LEVEL FUNDS:</u>			0	0
1/1/87 to 6/30/87	9,761,087	421,732		10,182,819
7/1/87 to 12/31/87	11,290,560	457,084		11,747,644
<b>TOTAL</b>	<b>21,051,647</b>	<b>878,816</b>	<b>0</b>	<b>21,930,463</b>
<u>TO LOCAL LEVEL FUNDS:</u>			1,396,233	1,396,233
1/1/87 to 6/30/87	272,763	1,118,387		1,391,150
7/1/87 to 12/31/87	458,481	1,213,748		1,672,229
<b>TOTAL</b>	<b>731,244</b>	<b>2,332,135</b>	<b>1,396,233</b>	<b>4,459,612</b>
<u>TOTAL GENERATED BY ALL COURTS:</u>			1,396,233	1,396,233
1-1-87 to 6-30-87	22,499,980	4,315,586		26,815,566
7-1-87 to 12-31-87	22,363,935	4,169,578		26,533,513
<u>TOTAL REVENUES GENERATED DURING 1987:</u>	<b>44,863,915</b>	<b>8,485,164</b>	<b>1,396,233</b>	<b>54,745,312</b>



REVENUES GENERATED THROUGH OPERATION OF INDIANA'S  
CIRCUIT, SUPERIOR, COUNTY, MUNICIPAL AND PROBATE COURTS

January 1, 1987 to June 30, 1987

Fee	To State Level Funds	To County Level Funds	To Local Level Funds	TOTAL
1. Court Costs		1,247,812		1,247,812
2. State Docket Fees	1,151,252			1,151,252
3. County Docket Fees		1,720,855		1,720,855
4. Judicial Fees	997,215			997,215
5. County Court Judicial Fees	175,363			175,363
6. Judicial Salaries Fees	1,321,844			1,321,844
7. Service of Process and Certified Mail Fees		896,106		896,106
8. County Police Pension Fund		357,219		357,219
9. Jury Fees		49,942		49,942
10. Prosecuting Attorney's Fees (State Portion)	3,002,427			3,002,427
11. Prosecuting Attorney's Fees (County Portion)		907,993		907,993
12. Municipal Prosecutor's Fees	102,816		109,136	211,952
13. Family Violence & Victim Assistance Fund Fee	460,618			460,618
14. Bureau of Motor Vehicles Fees	1,109,112			1,109,112
15. Change of Venue		62,799		62,799
16. Conservation Department	29,738			29,738
17. Alcohol & Drug Program Fee for Division of Addiction Services	83,511			83,511
18. Domestic Relations Fees		5,157		5,157
19. Domestic Relations Counseling Bureau Fee		18,004		18,004
<b>Sub-Total</b>	<b>8,433,896</b>	<b>5,265,887</b>	<b>109,136</b>	<b>13,808,919</b>
20. Fines (For State Law (Violations))	2,142,329			2,142,329
<b>Sub-Total</b>	<b>2,142,329</b>	<b>0</b>	<b>0</b>	<b>2,142,329</b>
21. Infraction Judgments	1,786,206			1,786,206
<b>Sub-Total</b>	<b>1,786,206</b>	<b>0</b>	<b>0</b>	<b>1,786,206</b>

REVENUES GENERATED THROUGH OPERATION OF INDIANA'S  
CIRCUIT, SUPERIOR, COUNTY, MUNICIPAL AND PROBATE COURTS

July 1, 1987 to December 31, 1987

Fee	To State Level Funds	To County Level Funds	To Local Level Funds	TOTAL
Court Costs	7,245,800	7,156,190	302,491	14,704,481
Sub-Total	7,245,800	7,156,190	302,491	14,704,481
Fines & Forfeitures	1,818,652			1,818,652
Sub-Total	1,818,652	0	0	1,818,652
Infraction Judgments	1,476,464			1,476,464
Vehicle License Fee	62,416			62,416
Sub-Total	1,538,880	0	0	1,538,880

REVENUES GENERATED THROUGH OPERATION OF INDIANA'S  
CIRCUIT, SUPERIOR, COUNTY, MUNICIPAL AND PROBATE COURTS

January 1, 1987 to June 30, 1987

Fee	To State Level Funds	To County Level Funds	To Local Level Funds	TOTAL
22. Fines for Local Violations			102,499	102,499
Sub-Total	0	0	102,499	102,499
23. Support Fees		827,706		827,706
Sub-Total	0	827,706	0	827,706
24. Bail Bond Fee		203,259		203,259
Sub-Total	0	203,259	0	203,259
25. Alcohol & Drug Fee		1,614,110		1,614,110
26. Pre-Trial Diversion Fund		513,847		513,847
27. Marijuana Eradication Program		12,028		12,028
28. Informal Adjustment Program		6,494		6,494
Sub-Total		2,146,479		2,146,479
29. Adult Probation User's Fee		1,208,768*		1,208,768*
30. Juvenile Probation User Fee		183,086*		183,086*
31. Guardian Ad Litem or Special Advocate Fee		1,167*		1,167*
Sub-Total	0	1,393,021*		1,393,021*

\*Not included in final total.

REVENUES GENERATED THROUGH OPERATION OF INDIANA'S  
CIRCUIT, SUPERIOR, COUNTY, MUNICIPAL AND PROBATE COURTS

July 1, 1987 to December 31, 1987

Fee	To State Level Funds	To County Level Funds	To Local Level Funds	TOTAL
<hr/>				
City and Town Infraction Judgments			62,694	62,694
Sub-Total	0	0	62,694	62,694
<hr/>				
Support		316,370		316,370
Sub-Total	0	316,370	0	316,370
<hr/>				
Bond Administration Fee	0	253,449	0	253,449
Late Surrender Fee	0	135,842	72,634	208,476
Sub-Total	0	389,291	72,634	461,925
<hr/>				
User Fees		2,160,662	2,948	2,163,610
Sub-Total	0	2,160,662	2,948	2,163,610
<hr/>				
Collected by Probation Department and Not Reflected Here.				
<hr/>				
Sub-Total	0	0	0	0

\*This total may not include all Informal Adjustment Program Fees because they are collected by the probation department and turned over to the county fiscal body.



REVENUES GENERATED THROUGH OPERATION OF INDIANA'S  
CIRCUIT, SUPERIOR, COUNTY, MUNICIPAL AND PROBATE COURTS

January 1, 1987 to June 30, 1987

Fee	To State Level Funds	To County Level Funds	To Local Level Funds	TOTAL
33. Other	103,699	1,317,756	61,128	1,482,583
Sub-Total	103,699	1,317,756	61,128	1,482,583
TOTAL REVENUES	12,466,130	9,761,087	272,763	22,499,980

REVENUES GENERATED THROUGH OPERATION OF INDIANA'S  
CIRCUIT, SUPERIOR, COUNTY, MUNICIPAL AND PROBATE COURTS

July 1, 1987 to December 31, 1987

Fee	To State Level Funds	To County Level Funds	To Local Level Funds	TOTAL
Document Fee		370,767	14,008	384,775
Interest on Investment		506,406	0	506,406
Other	11,562	390,874	3,706	406,142
Sub-Total	11,562	1,268,047	17,714	1,297,323
TOTAL REVENUES	10,614,894	11,290,560	458,481	22,363,935

REVENUES GENERATED THROUGH OPERATION OF INDIANA'S  
CITY AND TOWN COURTS

January 1, 1987 to June 30, 1987

Fee	To State Level Funds	To County Level Funds	To Local Level Funds	TOTAL
1. Fines (State Law Violations)	994,973			994,973
Sub-Total	994,973			994,973
2. Fines (Local Violations)			135,688	135,688
Sub-Total	0	0	135,688	135,688
3. Docket Fee - Criminal			544,112	544,112
4. Docket Fee - Civil			148,462	148,462
5. Local Prosecutor's Fee			2,916	2,916
6. Prosecuting Attorney's Fee (County Portion)		259,950		259,950
7. Prosecuting Attorney's Fee (State Portion)	1,007,277			1,007,277
8. Bureau of Motor Vehicles Fee	493,069			493,069
9. Alcohol & Drug Program Fee - 7% for Division of Addiction Services	4,810			4,810
10. Conservation Department	7,343			7,343
Sub-Total	1,512,499	259,950	695,490	2,467,939
11. Alcohol & Drug Program		147,627		147,627
Sub-Total	0	147,627	0	147,627
12. Infraction Judgments	207,708			207,708
Sub-Total	207,708	0	0	207,708

REVENUES GENERATED THROUGH OPERATION OF INDIANA'S  
CITY AND TOWN COURTS

July 1, 1987 to December 31, 1987

Fee	To State Level Funds	To County Level Funds	To Local Level Funds	TOTAL
Fines & Forfeitures	768,468			768,468
Sub-Total	768,468	0	0	768,468
City and Town Infraction Judgments			77,214	77,214
Sub-Total	0	0	77,214	77,214
Court Costs	1,558,253	441,270	838,609	2,838,132
Sub-Total	1,558,253	441,270	838,609	2,838,132
User Fees		7,623	161,699	169,322
Sub-Total	0	7,623	161,699	169,322
Infraction Judgments	131,010			131,010
Vehicle License Fee	1,048			1,048
Sub-Total	132,058	0	0	132,058

REVENUES GENERATED THROUGH OPERATION OF INDIANA'S  
CITY AND TOWN COURTS

January 1, 1987 to June 30, 1987

Fee	To State Level Funds	To County Level Funds	To Local Level Funds	TOTAL
13. Other	60,287	14,155	287,209	361,651
Sub-Total	60,287	14,155	287,209	361,651
TOTAL REVENUES	2,775,467	421,732	1,118,387	4,315,586

REVENUES GENERATED THROUGH OPERATION OF INDIANA'S  
CITY AND TOWN COURTS

July 1, 1987 to December 31, 1987

Fee	To State Level Funds	To County Level Funds	To Local Level Funds	TOTAL
Bond Administration Fee		5	9,520	9,525
Late Surrender Fee			73,310	73,310
Document Fees		327	5,874	6,201
Interest on Investments			14,535	14,535
Other	39,967	7,859	32,987	80,813
Sub-Total	39,967	8,191	136,226	184,384
TOTAL REVENUES	2,498,746	457,084	1,213,748	4,169,578

1987 REVENUES GENERATED THROUGH OPERATION  
OF MARION COUNTY SMALL CLAIMS COURTS

Type of Revenue	To State Funds	To County Funds	To Local Funds	To Other	TOTAL
Township Docket Fee	0	0	1,396,233	0	1,396,233
Service of Process Fee for Certified Mail	0	0	0	(49,609)*	(49,609)*
Service of Process Fee for Personal Service (To Constables)	0	0	0	(777,176)*	(777,176)*
Other Fees	0	0	0	0	0
<b>TOTAL</b>	<b>0</b>	<b>0</b>	<b>1,396,233</b>	<b>(826,785)*</b>	<b>1,396,233</b>
Per Cent of Total	0	0	100	0	

\*These fees are not included in the final total since they go directly to the constables for personal service or for certified mail.

1987 TRIAL JUDGES

COUNTY	Cir	Sup	Co.	Other	TOTAL	County Population	Ratio of Judges
ADAMS	1	1	0	0	2	30,300	1:15,150
ALLEN	1	8-U	0	0	9	295,300	1:32,811
BARTHOLOMEW	1	2	0	0	3	64,500	1:21,500
BENTON	1	0	0	0	1	9,800	1:9,800
BLACKFORD	1	0	1	0	2	15,000	1:7,500
BOONE	1	2	0	0	3	38,400	1:12,800
BROWN	1	0	0	0	1	12,800	1:12,800
CARROLL <sup>1</sup>	1	0	0	0	1	19,100	1:19,100
CASS	1	1	0	0	2	39,700	1:19,850
CLARK	1	2	1	0	4	88,800	1:22,200
CLAY	1	1	0	0	2	24,700	1:12,350
CLINTON	1	0	1	0	2	31,100	1:15,550
CRAWFORD	1	0	0	0	1	10,300	1:9,800
DAVIESS <sup>2</sup>	1	0	1	0	2	28,700	1:14,350
DEARBORN	1/2	0	1	0	1 1/2	37,200	1:24,800
DECATUR	1	0	1	0	2	23,500	1:11,750
DEKALB	1	1	0	0	2	33,800	1:16,900
DELAWARE	1	4	0	0	5	120,900	1:24,180
DUBOIS	1	1	0	0	2	36,000	1:18,000
ELKHART	1	3-U	2	0	6	146,400	1:29,280
FAYETTE	1	1	0	0	2	27,500	1:13,750
FLOYD	1	1	1	0	3	63,000	1:21,000
FOUNTAIN	1	0	0	0	1	18,600	1:18,600
FRANKLIN	1	0	0	0	1	20,100	1:20,100
FULTON	1	0	1/2	0	1 1/2	18,700	1:12,467
GIBSON	1	1	0	0	2	33,500	1:17,150
GRANT	1	2	1	0	4	77,100	1:19,275

1 Carroll County: Effective 1/1/88 Carroll County will have a superior court with a standard small claims and misdemeanor docket. IC 33-5-9.5-1 et seq., P.L. 176-1988.

2 Daviess County: Effective 1/1/88 Daviess County will have a superior court with standard small claims and misdemeanor division. The county court judge is entitled to serve as the judge of the new superior court. IC 33-5-10.6-1 et seq., P.L. 392-1987.



1987 TRIAL JUDGES

COUNTY	Cir	Sup	Co.	Other	TOTAL	County Population	Ratio of Judges
GREENE <sup>3</sup>	1	0	1/2	0	1 1/2	30,400	1:20,267
HAMILTON <sup>4</sup>	1	2	1	0	4	94,200	1:23,550
HANCOCK	1	1	1	0	3	44,900	1:14,967
HARRISON	1	0	1	0	2	29,100	1:14,550
HENDRICKS	1	2	0	0	3	74,500	1:24,833
HENRY	1	1	1	0	3	50,100	1:16,700
HOWARD	1	2-U	1	0	4	85,200	1:21,300
HUNTINGTON <sup>5</sup>	1	0	1	0	2	35,500	1:17,750
JACKSON <sup>6</sup>	1	0	1	0	2	37,100	1:18,550
JASPER	1	1	0	0	2	26,300	1:13,150
JAY <sup>7</sup>	1	0	1	0	2	21,800	1:10,900
JEFFERSON	1/2	0	1	0	1 1/2	29,300	1:19,533
JENNINGS	1	0	0	0	1	22,800	1:22,800
JOHNSON	1	2	0	0	3	83,200	1:27,733
KNOX <sup>8</sup>	1	1	1	0	3	41,400	1:13,800
KOSCIUSKO	1	1	1	0	3	63,600	1:21,200

3 Greene County: Effective 1/1/89, Greene County will have a superior court with a standard small claims and misdemeanor docket. IC 33-5-19.5-1 et seq. P.L. 176-1988. The joint Greene-Sullivan County Court will be abolished as of 12/31/88.

4 Hamilton County: Effective 7/1/88, Hamilton County will have a third superior court. IC 33-5-22-1, P.L. 176-1988.

5 Huntington County: Effective 7/1/88, Huntington County will have a superior court with a standard small claims docket. IC 33-5-25.3-1, P.L. 176-1988. The county court will be abolished.

6 Jackson County: Effective 1/1/88, Jackson County will have a superior court with a standard small claims docket. IC 33-5-25.4-1 et seq., P.L. 392-1987. The judge of the Jackson County Court is entitled to serve as the judge of the new superior court.

7 Jay County: Effective 1/1/89, there will be a Jay Superior Court with a standard small claims and misdemeanor docket. IC 33-5-25.7-1 et seq., P.L. 392-1987. The county court judge is entitled to serve as judge of the new superior court.

8 Knox County: Effective 1/1/88, the Knox County Court will become a superior court with a standard small claims docket. IC 33-5-26-1 et seq., P.L. 392-1987.

1987 TRIAL JUDGES

COUNTY	Cir	Sup	Co.	Other	TOTAL	County Population	Ratio of Judges
LAGRANGE <sup>9</sup>	1	0	1	0	2	28,000	1:14,000
LAKE <sup>10</sup>	1	10-U	3	0	14	491,700	1:35,121
LAPORTE	1	4	0	0	5	106,100	1:21,220
LAWRENCE	1	1	1	0	3	42,400	1:14,133
MADISON	1	3-U	2	0	6	132,700	1:22,117
MARION	1	15-U	0	15	31	785,000	1:24,531
MARSHALL <sup>11</sup>	1	1	1	0	3	41,300	1:13,767
MARTIN	1	0	0	0	1	11,000	1:11,000
MIAMI	1	1	0	0	2	38,000	1:19,000
MONROE	1	5-U	0	0	6	101,700	1:16,950
MONTGOMERY	1	0	1	0	2	35,300	1:17,650
MORGAN	1	1	1	0	3	53,000	1:17,667
NEWTON	1	1	0	0	2	13,900	1:6,950
NOBLE	1	1	1	0	3	37,200	1:12,400
OHIO	1/2	1/2	0	0	1	5,300	1:5,300
ORANGE	1	0	1	0	2	19,300	1:9,650
OWEN	1	0	0	0	1	16,900	1:16,900
PARKE	1	0	0	0	1	15,900	1:15,900
PERRY	1	0	0	0	1	19,000	1:19,000
PIKE	1	0	0	0	1	13,200	1:13,200
PORTER <sup>12</sup>	1	3	1	0	5	123,100	1:24,620
POSEY	1	0	1	0	2	25,800	1:12,900

9 LaGrange County: Effective 1/1/88, the LaGrange County Court will become a superior court with standard small claims and misdemeanor docket. IC 33-5-27.5-1 et seq., P.L. 392-1987.

10 Lake County: Effective 1/1/89, the three Lake County Courts will become superior courts. IC 33-5-29.5-27, P.L. 176-1988.

11 Marshall County: Effective 7/1/88, the Marshall County Court will become a superior court with a standard small claims/misdemeanor docket. IC 33-5-35.5-1 et seq., P.L. 176-1988.

12 Porter County: Effective 1/1/88, Porter County will have four superior courts, two of them will be "County Court Division." IC 33-5-38-1 et seq., P.L. 392-1987.

1987 TRIAL JUDGES

COUNTY	Cir	Sup	Co.	Other	TOTAL	County Population	Ratio of Judges
PULASKI	1	0	1/2	0	1 1/2	13,200	1:8,800
PUTNAM	1	0	1	0	2	30,000	1:15,000
RANDOLPH <sup>13</sup>	1	0	1	0	2	28,000	1:14,000
RIPLEY	1	0	0	0	1	25,400	1:25,400
RUSH	1	0	1	0	2	18,800	1:9,400
ST. JOSEPH	1	7-U	0	1	9	241,400	1:26,822
SCOTT	1	0	1	0	2	20,400	1:10,200
SHELBY <sup>14</sup>	1	1	1	0	3	39,500	1:13,167
SPENCER	1	0	0	0	1	20,300	1:20,300
STARKE	1	0	0	0	1	21,400	1:21,400
STEBEN	1	1	0	0	2	26,500	1:13,250
SULLIVAN <sup>15</sup>	1	0	1/2	0	1 1/2	20,600	1:13,733
SWITZERLAND	1/2	1/2	0	0	1	7,300	1:7,300
TIPPECANOE	1	3	2	0	6	124,400	1:20,733
TIPTON	1	0	0	0	1	16,200	1:16,200
UNION	1	0	0	0	1	7,000	1:7,000
VANDEBURGH	1	7-U	0	0	8	167,600	1:20,950
VERMILLION	1	0	0	0	1	17,600	1:17,600
VIGO	1	2-U	2	0	5	109,500	1:21,900
WABASH	1	0	1	0	2	35,200	1:17,600
WARREN	1	0	0	0	1	8,500	1:8,500
WARRICK	1	1	0	0	2	45,400	1:22,700
WASHINGTON	1	1	0	0	2	22,500	1:11,250
WAYNE	1	3	0	0	4	72,200	1:18,050

13 Randolph County: Effective 1/1/89, the Randolph County County Court will become a superior court with a standard small claims/misdemeanor docket. IC 33-5-38.5-1 et. seq., P.L. 392-1987.

14 Shelby County: Effective 1/1/89, the Shelby County Court will become a second superior court. IC 33-5-39-1 et. seq., P.L. 176-1988.

15 Sullivan County: Effective 1/1/89, the joint Greene/Sullivan County Court will be abolished and a Sullivan Superior Court will come into existence. IC 33-5-40.5-1 et. seq., P.L. 176-1988

1987 TRIAL JUDGES

<u>COUNTY</u>	<u>Cir</u>	<u>Sup</u>	<u>Co.</u>	<u>Other</u>	<u>TOTAL</u>	<u>County Population</u>	<u>Ratio of Judges</u>
WELLS	1	1	0	0	2	24,400	1:12,200
WHITE	1	1	0	0	2	23,300	1:11,650
WHITLEY	1	1	0	0	2	27,000	1:13,500
TOTAL	90	120	47	16	273	5,503,600	1:20,160

16 Joint Circuit Courts -- Two of the 90 circuits are joint circuits each with 2 counties served by one judge.

Dearborn - Ohio  
Jefferson - Switzerland

17 Joint Superior Courts -- One of the superior courts is a joint court with one judge serving two counties: Ohio - Switzerland

18 Joint County Courts -- Two of the county courts are joint, each serving two counties with one judge:

Fulton - Pulaski  
Greene - Sullivan (See footnote 3 or footnote 15)

NOTE: A) Population figures are based on July 1, 1986, United States census estimates.

B) 1/2 indicates one judge serves two counties.

C) "U" indicates unified courts.

1987 MINOR COURTS

COUNTY	Small Claims	City Courts	Town Courts
ADAMS	0		
ALLEN	0		
BARTHOLOMEW	0		
BENTON	0		
BLACKFORD	0	Hartford Montpelier	
BOONE	0	Lebanon	Jamestown Thorntown Zionsville
BROWN	0		
CARROLL	0	Delphi	Burlington
CASS	0		
CLARK	0	Charlestown Jeffersonville	Clarksville
CLAY	0		
CLINTON	0	Frankfort	
CRAWFORD	0		
DAVISS	0		
DEARBORN	0	Aurora Lawrenceburg	
DECATUR	0		
DEKALB	0	Butler	
DELAWARE	0		Yorktown
DUBOIS	0		
ELKHART	0	Elkhart Goshen Nappanee	
FAYETTE	0		
FLOYD	0		
FOUNTAIN	0	Attica	
FRANKLIN	0		
FULTON	0		
GIBSON	0		

1987 MINOR COURTS

COUNTY	Small Claims	City Courts	Town Courts
GRANT	0	Gas City Marion	
GREENE	0		
HAMILTON	0	Carmel Noblesville	
HANCOCK	0		
HARRISON	0		
HENDRICKS	0		
HENRY	0		Knightstown
HOWARD	0		
HUNTINGTON	0		Roanoke
JACKSON	0		
JASPER	0		DeMotte Wheatfield
JAY	0	Dunkirk Portland	
JEFFERSON	0		
JENNINGS	0	North Vernon	
JOHNSON	0	Franklin Greenwood	New Whiteland
KNOX	0	Bicknell	
KOSCIUSKO	0		
LAGRANGE	0		
LAKE	0	Crown Point East Chicago Gary Hammond Hobart Lake Station Whiting	
LAPORTE	0		
LAWRENCE	0		
MADISON	0	Alexandria Anderson Elwood	Edgewood

1987 MINOR COURTS

COUNTY	Small Claims	City Courts	Town Courts
MARION	8		
MARSHALL	0		Argos
MARTIN	0	Loogootee	
MIAMI	0	Peru	Bunker Hill
MONROE	0		
MONTGOMERY	0	Crawfordsville	
MORGAN	0	Martinsville	Mooreville
NEWTON	0		
NOBLE	0		Cromwell
OHIO	0		
ORANGE	0		
OWEN	0		
PARKE	0		
PERRY	0	Cannelton Tell City	
PIKE	0		
PORTER	0		Chesterton
POSEY	0		
PULASKI	0		
PUTNAM			
RANDOLPH	0	Union Winchester	
RIPLEY	0	Batesville	Versailles
RUSH	0		
ST. JOSEPH	0		Walkerton
SCOTT	0		
SHELBY	0		
SPENCER	0	Rockport	
STARKE	0	Knox	
STEUBEN	0		Fremont
SULLIVAN	0		
SWITZERLAND	0		
TIPPECANOE	0	West Lafayette	
TIPTON	0	Tipton	Sharpville
UNION	0		

1987 MINOR COURTS

<u>COUNTY</u>	<u>Small Claims</u>	<u>City Courts</u>	<u>Town Courts</u>
VANDERBURGH	0		
VERMILLION	0	Clinton	
VIGO	0	Terre Haute	
WABASH	0	Wabash	North Manchester
WARREN	0		
WARRICK	0		
WASHINGTON	0	Salem	
WAYNE	0		Hagerstown
WELLS	0	Bluffton	
WHITE	0		Monon
WHITLEY	0		
TOTAL	8	52	24



1987  
INDIANA JUDICIAL REPORT  
VOLUME II

DIVISION OF STATE COURT ADMINISTRATION  
ROOM 323, STATEHOUSE  
INDIANAPOLIS,  
INDIANA 46204

113817

U.S. Department of Justice  
National Institute of Justice

(parts 1,  
2, & 3)

This document has been reproduced exactly as received from the person or organization originating it. Points of view or opinions stated in this document are those of the authors and do not necessarily represent the official position or policies of the National Institute of Justice.

Permission to reproduce this copyrighted material has been granted by  
Indiana Division of State  
Court Administration


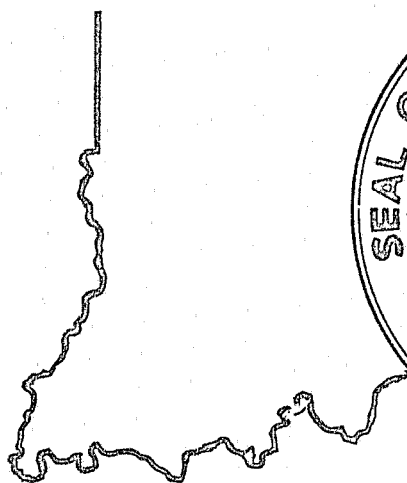
to the National Criminal Justice Reference Service (NCJRS).

Further reproduction outside of the NCJRS system requires permission of the copyright owner.



113817

72



1987 INDIANA JUDICIAL REPORT

TABLE OF CONTENTS

<u>VOLUME II</u>	Page
Introduction . . . . .	1
 <u>CASELOAD TABLES</u>	
All Courts	
Cases Pending 1/1/87 . . . . .	2
New Filings . . . . .	36
Cases Disposed . . . . .	70
Cases Pending 12/31/87 . . . . .	104
 <u>FISCAL TABLES</u>	
Expenditures - All Courts	
Salaried Personnel . . . . .	138
Non-Salaried Personnel . . . . .	170
Summation of Expenses . . . . .	202
Trial Court Revenues for State Funds 1-1-87 to 6-30-87 . . . . .	234
Trial Court Revenues for County Funds 1-1-87 to 6-30-87 . . . . .	252
Trial Court Revenues for County Programs 1-1-87 to 6-30-87 . . . . .	270
Trial Court Revenues for Local Funds 6-1-87 to 6-30-87 . . . . .	288
City and Town Court Revenues for State Funds 1-1-87 to 6-30-87 . . . . .	297
City and Town Court Revenues for County Funds, Local Funds and Totals 1-1-87 to 6-30-87 . . . . .	305
Trial Courts, City and Town Court Revenues for State and County Funds 7-1-87 to 12-31-87 . . . . .	313
Trial Courts, City and Town Court Revenues for Local Funds and Totals 7-1-87 to 12-31-87 . . . . .	335
Marion County Small Claims Court Revenues - 1987 . . . . .	357
 <u>ROSTER</u>	
Trial Court Personnel . . . . .	358

INTRODUCTION

Volume II of this Report reflects caseload and fiscal information for every court in Indiana with sub-totals for each county. This data reflects the number and type of cases filed and disposed in each court. It also reflects the amount of funds expended for the operation of each court and the amounts generated by virtue of the operation of the court. A roster of the number and type of court employees in every court is also reflected here.

For state-wide totals, a discussion of the reported item and a description of the judicial system, the reader should refer to Volume I. Volume III contains data which further defines the way cases are disposed.

NCJRS

OCT 13 1988

ACQUISITIONS

--- CRIMINAL ---

	CF	CM	RGR	IF	OV	MC	JC	JD	JP	JM	NAC
<b>ADAMS</b>											
ADAMS CIRCUIT COURT	13	0	5	0	0	0	21	22	46	5	12
ADAMS SUPERIOR COURT	67	409	133	0	0	0	0	0	0	0	405
ADAMS SUPERIOR COURT CCF	0	0	0	471	3	0	0	0	0	0	300
TOTAL-COURTS OF RECORD:	80	409	138	471	3	0	21	22	46	5	717
GRAND TOTAL:	80	409	138	471	3	0	21	22	46	5	717
<b>ALLEN</b>											
ALLEN CIRCUIT COURT	548	0	26	0	0	0	0	0	0	0	0
ALLEN SUPERIOR COURT	256	0	152	0	0	0	100	70	200	179	0
ALLEN SUPERIOR COURT CCF	0	3,810	0	4,271	0	0	0	0	0	0	0
TOTAL-COURTS OF RECORD:	804	3,810	178	4,271	0	0	100	70	200	179	0
GRAND TOTAL:	804	3,810	178	4,271	0	0	100	70	200	179	0
<b>BARTHOLOMEW</b>											
BARTHOLOMEW CIRCUIT COURT	114	1	0	0	0	0	20	7	15	14	0
BARTHOLOMEW SUPERIOR COURT 1	118	0	28	0	0	0	0	0	0	0	0
BARTHOLOMEW SUPERIOR COURT 2	176	2,148	475	0	0	0	0	0	0	0	0
BARTHOLOMEW SUPERIOR COURT CCF	0	0	0	1,512	208	0	0	0	0	0	0
TOTAL-COURTS OF RECORD:	408	2,149	503	1,512	208	0	20	7	15	14	0
GRAND TOTAL:	408	2,149	503	1,512	208	0	20	7	15	14	0
<b>BENTON</b>											
BENTON CIRCUIT COURT	59	186	29	0	0	0	122	0	0	0	0
BENTON CIRCUIT COURT CCF	0	444	0	49	0	0	0	0	0	0	0
TOTAL-COURTS OF RECORD:	59	630	29	49	0	0	122	0	0	0	0
GRAND TOTAL:	59	630	29	49	0	0	122	0	0	0	0
<b>BLACKFORD</b>											
BLACKFORD CIRCUIT COURT	323	2	4	0	0	0	170	133	150	0	0
BLACKFORD COUNTY COURT	0	0	0	0	0	0	0	0	0	0	9
TOTAL-COURTS OF RECORD:	323	2	4	0	0	0	170	133	150	0	9
HARTFORD CITY CITY COURT	0	137	0	68	23	0	0	0	0	0	0
MONTPELIER CITY COURT	0	0	0	64	0	0	0	0	0	0	0
TOTAL-CITY AND TOWN:	0	137	0	132	23	0	0	0	0	0	0
GRAND TOTAL:	323	139	4	132	23	0	170	133	150	0	9
<b>BOONE</b>											
BOONE CIRCUIT COURT	6	0	2	0	0	0	8	5	9	0	0
BOONE SUPERIOR COURT 1	16	0	10	0	0	0	0	0	0	0	0
BOONE SUPERIOR COURT 2	0	0	0	0	0	0	0	0	0	0	0
BOONE SUPERIOR COURT 2 CCF	72	189	0	32	0	0	0	0	0	0	7
TOTAL-COURTS OF RECORD:	94	189	12	32	0	0	8	5	9	0	7
LEBANON CITY COURT	0	8	0	0	0	0	0	0	0	0	0
THORNTOWN TOWN COURT	0	50	0	78	5	0	0	0	0	0	0
ZIONSVILLE TOWN COURT	0	1	0	10	1	0	0	0	0	0	0
JAMESTOWN TOWN COURT	0	0	0	0	0	0	0	0	0	0	0
TOTAL-CITY AND TOWN:	0	59	0	88	6	0	0	0	0	0	0
GRAND TOTAL:	94	248	12	120	6	0	8	5	9	0	7
<b>BROWN</b>											
BROWN CIRCUIT COURT	102	0	2	0	0	0	10	64	8	2	5
BROWN CIRCUIT COURT CCF	48	554	17	272	0	0	0	0	0	0	21



- - - CRIMINAL - - -

	CF	CM	RCR	IF	OV	MC	JC	JD	JP	JM	NAC
<b>BROWN</b>											
TOTAL-COURTS OF RECORD:	150	554	19	272	0	0	10	64	8	2	26
GRAND TOTAL:	150	554	19	272	0	0	10	64	8	2	26
<b>CARROLL</b>											
CARROLL CIRCUIT COURT	14	0	4	0	0	0	5	9	35	10	0
CARROLL CIRCUIT COURT CCF	35	267	47	146	0	2	0	0	0	0	389
TOTAL-COURTS OF RECORD:	49	267	51	146	0	2	5	9	35	10	389
DELPHI CITY COURT	0	0	0	1	0	0	0	0	0	0	0
BURLINGTON TOWN COURT	0	0	0	4	0	0	0	0	0	0	0
TOTAL-CITY AND TOWN:	0	0	0	5	0	0	0	0	0	0	0
GRAND TOTAL:	49	267	51	151	0	2	5	9	35	10	389
<b>CASS</b>											
CASS CIRCUIT COURT	100	0	0	0	0	0	0	2	6	0	0
CASS CIRCUIT COURT CCF	0	455	8	45	0	0	0	0	0	0	0
CASS SUPERIOR COURT	49	0	38	0	0	0	0	0	0	0	0
CASS SUPERIOR COURT CCF	0	202	0	1	0	0	0	0	0	0	57
TOTAL-COURTS OF RECORD:	149	657	46	46	0	0	0	2	6	0	57
GRAND TOTAL:	149	657	46	46	0	0	0	2	6	0	57
<b>CLARK</b>											
CLARK CIRCUIT COURT	88	0	0	0	0	0	0	0	0	0	17
CLARK SUPERIOR COURT 1	126	0	24	0	0	0	15	81	177	0	0
CLARK SUPERIOR COURT 2	0	0	0	0	0	0	50	0	86	6	0
CLARK COUNTY COURT	533	596	0	1,900	0	0	0	0	0	0	3,395
TOTAL-COURTS OF RECORD:	747	596	24	1,900	0	0	65	81	263	6	3,412
CHARLESTOWN CITY COURT	0	3	0	0	2	1	0	0	0	0	0
JEFFERSONVILLE CITY COURT	0	322	0	121	80	0	0	0	0	0	177
CLARKSVILLE TOWN COURT	0	830	0	155	140	0	0	0	0	0	0
TOTAL-CITY AND TOWN:	0	1,155	0	276	222	1	0	0	0	0	177
GRAND TOTAL:	747	1,751	24	2,176	222	1	65	81	263	6	3,589
<b>CLAY</b>											
CLAY CIRCUIT COURT	7	0	10	0	0	0	39	40	42	0	0
CLAY SUPERIOR COURT	15	141	14	0	0	0	0	0	0	0	0
CLAY SUPERIOR COURT CCF	0	0	0	4	0	0	0	0	0	0	0
TOTAL-COURTS OF RECORD:	22	141	24	4	0	0	39	40	42	0	0
GRAND TOTAL:	22	141	24	4	0	0	39	40	42	0	0
<b>CLINTON</b>											
CLINTON CIRCUIT COURT	33	0	4	0	0	0	38	6	11	12	8
CLINTON COUNTY COURT	46	157	1	177	0	0	0	0	0	0	0
TOTAL-COURTS OF RECORD:	79	157	5	177	0	0	38	6	11	12	8
FRANKFORT CITY COURT	0	131	0	1	20	0	0	0	0	0	0
TOTAL-CITY AND TOWN:	0	131	0	1	20	0	0	0	0	0	0
GRAND TOTAL:	79	288	5	178	20	0	38	6	11	12	8
<b>CRAWFORD</b>											
CRAWFORD CIRCUIT COURT	109	164	1	0	0	0	30	4	5	0	67
CRAWFORD CIRCUIT COURT CCF	0	0	0	326	0	0	0	0	0	0	0
TOTAL-COURTS OF RECORD:	109	164	1	326	0	0	30	4	5	0	67
GRAND TOTAL:	109	164	1	326	0	0	30	4	5	0	67
<b>DAVLESS</b>											
DAVLESS CIRCUIT COURT	213	0	4	0	0	0	0	103	1	0	0

- - - CIVIL - - -

CP	SC	RCP	DR	RDR	MH	AD	ES	GU	TR	MI	TOTAL
374	28	72	39	31	10	5	62	73	0	3	1,776
374	28	72	39	31	10	5	62	73	0	3	1,776
189	0	15	75	91	0	4	140	145	23	0	759
3	134	78	0	0	0	0	0	0	0	0	712
192	134	93	75	91	0	4	140	145	23	0	1,471
0	0	0	0	0	0	0	0	0	0	0	1
0	0	0	0	0	0	0	0	0	0	0	4
0	0	0	0	0	0	0	0	0	0	0	5
192	134	93	75	91	0	4	140	145	23	0	1,476
339	0	51	156	32	2	107	362	376	0	0	1,533
0	0	0	0	0	0	0	0	0	0	0	508
200	0	243	247	72	4	0	280	76	0	0	1,209
0	895	1,926	0	0	0	0	0	0	0	0	3,024
539	895	2,220	403	104	6	107	642	452	0	0	6,274
539	895	2,220	403	104	6	107	642	452	0	0	6,274
785	0	0	0	0	91	52	650	668	0	0	2,334
173	0	41	362	207	4	8	27	37	0	0	1,282
470	0	434	288	123	0	6	48	94	0	0	1,605
1,225	214	0	0	0	0	0	0	0	0	0	4,468
2,653	214	475	650	330	95	66	725	799	0	0	9,689
0	0	0	0	0	0	0	0	0	0	0	6
0	0	0	0	0	0	0	0	0	0	0	523
0	0	0	0	0	0	0	0	0	0	0	1,125
0	0	0	0	0	0	0	0	0	0	0	1,654
2,653	214	475	650	330	95	66	725	799	0	0	11,343
303	0	13	39	12	2	9	118	226	14	0	874
1	0	58	88	41	0	0	0	0	0	0	358
0	42	164	0	0	0	0	0	0	0	0	210
304	42	235	127	53	2	9	118	226	14	0	1,442
304	42	235	127	53	2	9	118	226	14	0	1,442
17	0	48	245	86	20	2	319	453	17	267	1,578
29	114	243	0	0	0	0	0	0	0	0	767
46	114	291	245	86	20	2	319	453	17	267	2,345
0	0	0	0	0	0	0	0	0	0	0	152
0	0	0	0	0	0	0	0	0	0	0	152
46	114	291	245	86	20	2	319	453	17	267	2,497
326	0	12	148	11	12	4	140	60	0	0	1,026
2	67	6	0	0	0	0	0	0	0	0	401
328	67	18	148	11	12	4	140	60	0	0	1,427
328	67	18	148	11	12	4	140	60	0	0	1,427
335	0	110	269	43	0	0	235	202	0	61	1,576

- - - CRIMINAL - - -

	CF	CM	RCR	IF	OV	MC	JC	JD	JP	JM	NAC
<b>DAVISS</b>											
DAVISS COUNTY COURT	157	151	4	47	9	0	0	0	0	0	0
TOTAL-COURTS OF RECORD:	370	151	8	47	9	0	0	103	1	0	0
GRAND TOTAL:	370	151	8	47	9	0	0	103	1	0	0
<b>DEARBORN</b>											
DEARBORN CIRCUIT COURT	85	0	4	0	0	0	41	24	141	0	0
DEARBORN COUNTY COURT	157	182	0	0	0	0	0	0	0	0	182
TOTAL-COURTS OF RECORD:	242	182	4	0	0	0	41	24	141	0	182
AURORA CITY COURT	0	354	0	348	0	0	0	0	0	0	92
LAWRENCEBURG CITY COURT	0	10	0	37	0	10	0	0	0	0	0
TOTAL-CITY AND TOWN:	0	364	0	385	0	10	0	0	0	0	92
GRAND TOTAL:	242	546	4	385	0	10	41	24	141	0	274
<b>DECATUR</b>											
DECATUR CIRCUIT COURT	88	70	2	0	0	0	30	10	47	0	0
DECATUR COUNTY COURT	33	343	0	1,091	0	0	0	0	0	0	0
TOTAL-COURTS OF RECORD:	121	413	2	1,091	0	0	30	10	47	0	0
GRAND TOTAL:	121	413	2	1,091	0	0	30	10	47	0	0
<b>DEKALB</b>											
DEKALB CIRCUIT COURT	24	7	4	0	0	0	97	63	42	0	0
DEKALB SUPERIOR COURT	79	421	249	0	0	0	0	0	0	0	0
DEKALB SUPERIOR COURT CCF	0	8	0	321	0	0	0	0	0	0	0
TOTAL-COURTS OF RECORD:	103	436	253	321	0	0	97	63	42	0	0
BUTLER CITY COURT	0	0	0	7	0	0	0	0	0	0	0
TOTAL-CITY AND TOWN:	0	0	0	7	0	0	0	0	0	0	0
GRAND TOTAL:	103	436	253	328	0	0	97	63	42	0	0
<b>DELAWARE</b>											
DELAWARE CIRCUIT COURT	62	0	2	0	0	0	0	72	130	0	0
DELAWARE SUPERIOR COURT 1	41	0	39	0	0	0	0	0	11	0	0
DELAWARE SUPERIOR COURT 2	96	0	16	0	0	0	101	0	28	0	0
DELAWARE SUPERIOR COURT 3	0	0	0	0	0	0	0	0	0	0	0
DELAWARE SUPERIOR COURT 3 CCF	147	1,720	51	42	0	0	0	0	0	0	0
DELAWARE SUPERIOR COURT 4	0	0	0	0	0	0	0	0	0	0	0
DELAWARE SUPERIOR COURT 4 CCF	99	1,278	114	77	0	0	0	0	0	0	0
TOTAL-COURTS OF RECORD:	445	2,998	222	119	0	0	101	72	169	0	0
YORKTOWN TOWN COURT	0	0	0	178	0	0	0	0	0	0	0
TOTAL-CITY AND TOWN:	0	0	0	178	0	0	0	0	0	0	0
GRAND TOTAL:	445	2,998	222	297	0	0	101	72	169	0	0
<b>DUBOIS</b>											
DUBOIS CIRCUIT COURT	149	214	37	0	0	1	22	20	31	0	100
DUBOIS SUPERIOR COURT	18	184	1	0	0	0	0	0	0	0	0
DUBOIS SUPERIOR COURT CCF	0	0	0	125	0	0	0	0	0	0	0
TOTAL-COURTS OF RECORD:	167	398	38	125	0	1	22	20	31	0	100
GRAND TOTAL:	167	398	38	125	0	1	22	20	31	0	100
<b>ELKHART</b>											
ELKHART CIRCUIT COURT	94	1	20	0	0	0	263	450	68	0	12
ELKHART SUPERIOR COURT 1	89	1	24	0	0	0	0	0	0	0	0
ELKHART SUPERIOR COURT 2	71	0	12	0	0	0	0	0	211	0	53



- - - CIVIL - - -

CP	SC	RCP	DR	RDR	MH	AD	ES	GU	TR	MI	TOTAL
7	399	584	0	0	0	0	0	0	0	23	1,381
342	399	694	269	43	0	0	235	202	0	84	2,957
342	399	694	269	43	0	0	235	202	0	84	2,957
289	0	2	316	21	0	19	291	338	12	186	1,769
53	225	0	0	0	0	0	0	0	0	0	617
342	225	2	316	21	0	19	291	338	12	186	2,386
0	0	0	0	0	0	0	0	0	0	0	702
4	0	0	0	0	0	0	0	0	0	7	68
4	0	0	0	0	0	0	0	0	0	7	770
346	225	2	316	21	0	19	291	338	12	193	3,156
985	0	9	85	25	47	27	303	257	47	0	2,032
6	213	84	0	0	0	0	0	0	0	10	1,780
991	213	93	85	25	47	27	303	257	47	10	3,812
991	213	93	85	25	47	27	303	257	47	10	3,812
219	0	48	99	117	2	8	288	366	0	7	1,391
85	0	83	224	32	0	0	0	5	0	0	1,178
0	860	154	0	0	0	0	0	0	0	0	1,343
304	860	285	323	149	2	8	288	371	0	7	3,912
0	0	0	0	0	0	0	0	0	0	0	7
0	0	0	0	0	0	0	0	0	0	0	7
304	860	285	323	149	2	8	288	371	0	7	3,919
2,280	0	448	270	444	67	5	503	318	81	0	4,682
1,390	0	677	540	691	35	4	59	65	2	0	3,554
551	0	1,332	40	430	0	19	287	116	3	0	3,019
158	0	65	434	66	0	0	0	0	0	0	723
156	1,023	4,640	0	0	0	0	0	0	0	0	7,779
264	0	110	87	39	0	0	0	0	0	0	500
177	2,363	266	0	0	0	0	0	0	0	0	4,374
4,976	3,386	7,538	1,371	1,670	102	28	849	499	86	0	24,631
0	0	0	0	0	0	0	0	0	0	0	178
0	0	0	0	0	0	0	0	0	0	0	178
4,976	3,386	7,538	1,371	1,670	102	28	849	499	86	0	24,809
157	0	21	98	46	1	9	195	162	1	0	1,164
57	0	2	10	3	0	0	0	0	0	0	275
0	69	105	0	0	0	0	0	0	0	0	299
214	69	128	108	49	1	9	195	162	1	0	1,738
214	69	128	108	49	1	9	195	162	1	0	1,738
467	0	52	270	288	0	10	456	271	0	0	2,710
1,840	0	556	479	544	0	0	173	260	0	0	3,966
941	0	116	629	31	40	40	543	425	0	16	3,075



--- CIVIL ---

CP	SC	RCP	DR	RDR	MH	AD	ES	GU	TR	MI	TOTAL
243	0	12	156	2	0	5	87	37	0	0	641
78	1,204	222	0	0	0	0	0	0	0	0	2,031
80	422	767	0	0	0	0	0	0	0	0	2,990
3,649	1,626	1,725	1,534	865	40	55	1,259	993	0	16	15,413
972	0	0	0	0	0	0	0	0	0	0	5,938
8	0	2	0	0	0	0	0	0	0	45	1,992
0	0	0	0	0	0	0	0	0	0	0	20
980	0	2	0	0	0	0	0	0	0	45	7,950
4,629	1,626	1,727	1,534	865	40	55	1,259	993	0	61	23,363
127	0	91	198	89	1	7	256	160	0	3	1,079
0	0	0	0	0	0	0	0	0	0	0	323
12	95	15	0	0	0	0	0	0	0	0	193
139	95	106	198	89	1	7	256	160	0	3	1,595
139	95	106	198	89	1	7	256	160	0	3	1,595
1,798	0	16	1,265	53	8	17	621	368	2	0	4,493
130	0	12	197	188	4	3	67	41	0	5	800
535	567	0	0	0	0	0	0	0	0	0	8,840
2,463	567	28	1,462	241	12	20	688	409	2	5	14,133
2,463	567	28	1,462	241	12	20	688	409	2	5	14,133
101	0	6	32	13	0	6	127	98	27	0	569
0	40	13	0	0	0	0	0	0	0	0	93
101	40	19	32	13	0	6	127	98	27	0	662
0	0	0	0	0	0	0	0	0	0	0	1,023
0	0	0	0	0	0	0	0	0	0	0	1,023
101	40	19	32	13	0	6	127	98	27	0	1,685
261	0	0	44	0	0	3	95	189	90	0	864
0	79	0	0	0	0	0	0	0	0	0	1,468
261	79	0	44	0	0	3	95	189	90	0	2,332
261	79	0	44	0	0	3	95	189	90	0	2,332
62	0	86	61	33	5	1	195	106	1	0	688
0	134	121	0	0	0	0	0	0	0	0	663
62	134	207	61	33	5	1	195	106	1	0	1,351
62	134	207	61	33	5	1	195	106	1	0	1,351
211	0	65	170	151	0	5	167	224	1	0	1,174
44	0	1	7	1	0	0	0	0	0	0	53
0	133	34	0	0	0	0	0	0	0	0	1,482
255	133	100	177	152	0	5	167	224	1	0	2,709
255	133	100	177	152	0	5	167	224	1	0	2,709
655	0	47	122	101	148	1	365	466	66	0	2,048

- - - CRIMINAL - - -

	CF	CM	RCR	IF	OV	MC	JC	JD	JP	JM	NAC
<b>GRANT</b>											
GRANT SUPERIOR COURT 1	32	3	1	0	0	0	0	0	0	0	20
GRANT SUPERIOR COURT 2	39	2	9	0	0	12	102	129	227	0	19
GRANT COUNTY COURT	103	101	0	266	0	0	0	0	0	0	224
TOTAL-COURTS OF RECORD:	242	110	15	266	0	12	102	129	227	0	263
GAS CITY COURT	0	200	0	369	4	0	0	0	0	0	78
MARION CITY COURT	0	210	0	63	70	0	0	0	0	0	0
TOTAL-CITY AND TOWN:	0	410	0	432	74	0	0	0	0	0	78
GRAND TOTAL:	242	520	15	698	74	12	102	129	227	0	341
<b>GREENE</b>											
GREENE CIRCUIT COURT	32	0	18	0	0	0	34	32	29	0	0
GREENE COUNTY COURT	35	113	0	59	0	0	0	0	0	0	27
TOTAL-COURTS OF RECORD:	67	113	18	59	0	0	34	32	29	0	27
GRAND TOTAL:	67	113	18	59	0	0	34	32	29	0	27
<b>HAMILTON</b>											
HAMILTON CIRCUIT COURT	27	8	72	0	0	2	2	266	14	0	8
HAMILTON SUPERIOR COURT 1	68	9	21	0	0	5	0	0	3	0	35
HAMILTON SUPERIOR COURT 2	43	0	30	0	0	4	0	8	9	0	19
HAMILTON COUNTY COURT	1,510	1,431	134	2,903	1,325	1,844	0	0	0	0	0
TOTAL-COURTS OF RECORD:	1,648	1,448	257	2,903	1,325	1,855	2	274	26	0	62
CARMEL CITY COURT	0	35	1	113	182	0	0	0	0	0	0
NOBLESVILLE CITY COURT	0	479	0	133	1,672	0	0	0	0	0	0
TOTAL-CITY AND TOWN:	0	514	1	246	1,854	0	0	0	0	0	0
GRAND TOTAL:	1,648	1,962	258	3,149	3,179	1,855	2	274	26	0	62
<b>HANCOCK</b>											
HANCOCK CIRCUIT COURT	27	0	0	0	0	0	10	26	72	0	0
HANCOCK SUPERIOR COURT	32	0	2	0	0	0	7	5	1	1	13
HANCOCK COUNTY COURT	440	3,390	14	2,503	0	0	0	0	0	0	3,985
TOTAL-COURTS OF RECORD:	499	3,390	16	2,503	0	0	17	31	73	1	3,998
GRAND TOTAL:	499	3,390	16	2,503	0	0	17	31	73	1	3,998
<b>HARRISON</b>											
HARRISON CIRCUIT COURT	77	4	12	0	0	0	25	75	63	0	0
HARRISON COUNTY COURT	80	923	26	631	0	0	0	0	0	0	10
TOTAL-COURTS OF RECORD:	157	927	38	631	0	0	25	75	63	0	10
GRAND TOTAL:	157	927	38	631	0	0	25	75	63	0	10
<b>HENDRICKS</b>											
HENDRICKS CIRCUIT COURT	45	0	8	0	0	0	50	272	15	0	52
HENDRICKS SUPERIOR COURT 1	117	0	11	0	0	0	0	0	0	0	48
HENDRICKS SUPERIOR COURT 2	0	0	0	0	0	0	0	0	0	0	0
HENDRICKS SUPERIOR COURT 2 CCF	258	696	136	750	0	0	0	0	0	0	0
TOTAL-COURTS OF RECORD:	420	696	155	750	0	0	50	272	15	0	100
GRAND TOTAL:	420	696	155	750	0	0	50	272	15	0	100
<b>HENRY</b>											
HENRY CIRCUIT COURT	123	0	1	0	0	0	0	45	110	0	0
HENRY SUPERIOR COURT	134	0	40	0	0	0	40	55	135	1	1
HENRY COUNTY COURT	77	137	2	67	0	0	0	0	0	0	78
TOTAL-COURTS OF RECORD:	334	137	43	67	0	0	40	100	245	1	79

- - - CIVIL - - -

CP	SC	RCP	DR	RDR	MH	AD	ES	GU	TR	MI	TOTAL
113	0	16	67	89	22	0	0	3	0	0	346
90	0	4	107	103	0	37	57	164	3	0	1,085
77	412	257	0	0	0	0	0	0	0	0	1,216
935	412	324	296	293	170	38	422	633	69	0	4,695
0	0	0	0	0	0	0	0	0	0	0	573
0	0	0	0	0	0	0	0	0	0	10	353
0	0	0	0	0	0	0	0	0	0	10	926
935	412	324	296	293	170	38	422	633	69	10	5,621
281	0	37	126	69	0	19	160	225	1	5	1,068
19	114	82	0	0	0	0	0	0	0	0	422
300	114	119	126	69	0	19	160	225	1	5	1,490
300	114	119	126	69	0	19	160	225	1	5	1,490
937	0	356	283	111	91	17	434	300	14	0	2,934
403	0	239	174	136	0	17	164	214	18	23	1,494
454	0	167	202	120	4	3	62	82	1	0	1,189
285	758	2,148	0	0	0	0	0	0	0	0	12,338
2,079	758	2,910	659	367	95	37	660	596	33	23	17,955
0	0	0	0	0	0	0	0	0	0	0	331
0	0	0	0	0	0	0	0	0	0	0	2,284
0	0	0	0	0	0	0	0	0	0	0	2,615
2,079	758	2,910	659	367	95	37	660	596	33	23	20,570
727	0	45	164	165	0	21	109	152	0	0	1,518
328	0	59	135	83	1	1	143	123	0	0	921
139	742	695	0	0	0	0	0	0	0	0	7,923
1,194	742	799	299	248	1	22	252	275	0	0	10,362
1,194	742	799	299	248	1	22	252	275	0	0	10,362
169	0	29	208	95	0	8	192	172	10	8	1,147
91	290	197	0	0	0	0	0	0	0	0	2,238
260	290	226	208	95	0	8	192	172	10	8	3,385
260	290	226	208	95	0	8	192	172	10	8	3,385
134	0	11	52	52	0	0	0	0	0	9	648
296	0	54	315	29	24	13	314	420	19	0	1,612
70	0	164	9	11	0	0	0	0	0	0	254
0	296	276	0	0	0	0	0	0	0	3	2,415
500	296	505	376	92	24	13	314	420	19	12	4,929
500	296	505	376	92	24	13	314	420	19	12	4,929
746	0	134	195	93	119	78	155	149	10	0	1,958
243	0	111	260	76	0	14	138	135	10	0	1,392
20	280	336	0	0	0	0	0	0	0	0	919
1,009	280	581	455	169	119	92	293	284	20	0	4,269

- - - CRIMINAL - - -

	CF	CM	RCR	IF	OV	MC	JC	JD	JP	JM	NAC
<b>HENRY</b>											
KNIGHTSTOWN TOWN COURT	0	18	0	2	0	0	0	0	0	0	92
TOTAL-CITY AND TOWN:	0	18	0	2	0	0	0	0	0	0	92
GRAND TOTAL:	334	155	43	69	0	0	40	100	245	1	171
<b>HOWARD</b>											
HOWARD CIRCUIT COURT	167	0	4	0	0	0	63	366	291	0	0
HOWARD SUPERIOR COURT 1	96	0	0	0	0	0	0	0	0	0	0
HOWARD SUPERIOR COURT 2	175	0	27	0	0	0	0	0	0	0	0
HOWARD COUNTY COURT	72	894	0	0	0	0	0	0	0	0	0
TOTAL-COURTS OF RECORD:	510	894	31	0	0	0	63	366	291	0	0
GRAND TOTAL:	510	894	31	0	0	0	63	366	291	0	0
<b>HUNTINGTON</b>											
HUNTINGTON CIRCUIT COURT	3	0	2	0	0	0	8	56	11	0	0
HUNTINGTON COUNTY COURT	44	201	0	117	0	0	0	0	0	0	162
TOTAL-COURTS OF RECORD:	47	201	2	117	0	0	8	56	11	0	162
ROANOKE TOWN COURT	0	0	0	184	0	0	0	0	0	0	0
TOTAL-CITY AND TOWN:	0	0	0	184	0	0	0	0	0	0	0
GRAND TOTAL:	47	201	2	301	0	0	8	56	11	0	162
<b>JACKSON</b>											
JACKSON CIRCUIT COURT	235	0	6	0	0	0	47	36	54	4	0
JACKSON COUNTY COURT	0	486	371	982	0	0	0	0	0	0	532
TOTAL-COURTS OF RECORD:	235	486	377	982	0	0	47	36	54	4	532
GRAND TOTAL:	235	486	377	982	0	0	47	36	54	4	532
<b>JASPER</b>											
JASPER CIRCUIT COURT	35	0	3	0	0	0	19	283	80	0	0
JASPER SUPERIOR COURT	170	0	114	0	0	0	0	0	0	0	0
JASPER SUPERIOR COURT CCF	0	2,152	32	2,558	0	0	0	0	0	0	0
TOTAL-COURTS OF RECORD:	205	2,152	149	2,558	0	0	19	283	80	0	0
DEMOTTE TOWN COURT	0	8	0	69	0	0	0	0	0	0	0
WHEATFIELD TOWN COURT	0	2	0	0	0	0	0	0	0	0	0
TOTAL-CITY AND TOWN:	0	10	0	69	0	0	0	0	0	0	0
GRAND TOTAL:	205	2,162	149	2,627	0	0	19	283	80	0	0
<b>JAY</b>											
JAY CIRCUIT COURT	6	0	8	0	0	0	7	83	40	0	0
JAY COUNTY COURT	14	131	5	5	0	0	0	0	0	0	4
TOTAL-COURTS OF RECORD:	20	131	13	5	0	0	7	83	40	0	4
DUNKIRK CITY COURT	0	0	0	9	0	0	0	0	0	0	6
PORTLAND CITY COURT	0	15	0	84	0	0	0	0	0	0	10
TOTAL-CITY AND TOWN:	0	15	0	93	0	0	0	0	0	0	16
GRAND TOTAL:	20	146	13	98	0	0	7	83	40	0	20
<b>JEFFERSON</b>											
JEFFERSON CIRCUIT COURT	76	0	2	0	0	0	0	0	0	0	0
JEFFERSON COUNTY COURT	108	181	0	62	0	0	0	0	0	0	0
TOTAL-COURTS OF RECORD:	184	181	2	62	0	0	0	0	0	0	0
GRAND TOTAL:	184	181	2	62	0	0	0	0	0	0	0
<b>JENNINGS</b>											
JENNINGS CIRCUIT COURT	103	15	15	0	0	0	0	92	0	0	0

- - - CIVIL - - -

CP	SC	RCP	DR	RDR	MH	AD	ES	GU	TR	MI	TOTAL
0	0	0	0	0	0	0	0	0	0	0	20
0	0	0	0	0	0	0	0	0	0	0	20
1,009	280	581	455	169	119	92	293	284	20	0	4,289
148	0	41	122	46	0	24	270	129	0	0	1,671
330	0	115	173	156	17	0	136	165	2	7	1,197
582	0	671	369	1,118	99	0	178	119	0	0	3,338
40	872	197	0	0	0	0	0	0	0	0	2,075
1,100	872	1,024	664	1,320	116	24	584	413	2	7	8,281
1,100	872	1,024	664	1,320	116	24	584	413	2	7	8,281
506	0	13	529	0	0	5	441	323	0	197	2,094
8	152	69	0	0	0	0	0	0	0	0	591
514	152	82	529	0	0	5	441	323	0	197	2,685
0	0	0	0	0	0	0	0	0	0	0	184
0	0	0	0	0	0	0	0	0	0	0	184
514	152	82	529	0	0	5	441	323	0	197	2,869
617	0	105	171	0	0	20	214	213	13	15	1,750
48	202	188	0	0	0	0	0	0	0	0	2,277
665	202	293	171	0	0	20	214	213	13	15	4,027
665	202	293	171	0	0	20	214	213	13	15	4,027
1,234	0	121	244	87	28	25	582	284	30	0	3,055
1,488	0	1,072	141	60	0	2	38	21	0	0	3,106
0	270	1,250	0	0	0	0	0	0	0	0	6,262
2,722	270	2,443	385	147	28	27	620	305	30	0	12,423
0	0	0	0	0	0	0	0	0	0	0	77
0	0	0	0	0	0	0	0	0	0	0	2
0	0	0	0	0	0	0	0	0	0	0	79
2,722	270	2,443	385	147	28	27	620	305	30	0	12,502
113	0	136	87	53	6	0	71	115	4	0	729
12	175	339	0	0	0	0	0	0	0	0	681
125	175	475	87	53	6	0	71	115	4	0	1,410
9	0	0	0	0	0	0	0	0	0	0	18
0	0	0	0	0	0	0	0	0	0	0	99
9	0	0	0	0	0	0	0	0	0	0	117
134	175	475	87	53	6	0	71	115	4	0	1,527
234	0	1	210	61	57	5	319	415	15	12	1,407
16	108	71	0	0	0	0	0	0	0	0	546
250	108	72	210	61	57	5	319	415	15	12	1,953
250	108	72	210	61	57	5	319	415	15	12	1,953
323	0	60	137	100	0	0	224	309	0	0	1,378





- - - CIVIL - - -

CP	SC	RCP	DR	RDR	MH	AD	ES	GU	TR	MI	TOTAL
0	225	149	0	0	0	0	0	0	0	0	374
323	225	209	137	100	0	0	224	309	0	0	1,752
0	0	0	0	0	0	0	0	0	0	0	0
0	0	0	0	0	0	0	0	0	0	0	0
323	225	209	137	100	0	0	224	309	0	0	1,752
2,049	0	5	482	3	7	16	344	152	0	0	3,192
112	0	13	128	42	20	2	271	122	6	0	850
162	0	23	318	9	0	5	23	39	0	0	732
2	329	253	0	0	0	0	0	0	0	0	1,397
2,325	329	294	928	54	27	23	638	313	6	0	6,171
0	0	0	0	0	0	0	0	0	0	0	1,466
0	0	0	0	0	0	0	0	0	0	0	716
0	0	0	0	0	0	0	0	0	0	0	616
0	0	0	0	0	0	0	0	0	0	0	2,798
2,325	329	294	928	54	27	23	638	313	6	0	8,969
889	0	55	169	13	0	30	744	455	0	20	2,480
384	0	124	213	253	10	0	0	0	0	0	1,518
12	16	51	0	0	0	0	0	0	0	0	547
1,285	16	230	382	266	10	30	744	455	0	20	4,545
0	0	0	0	0	0	0	0	0	0	0	22
0	0	0	0	0	0	0	0	0	0	0	22
1,285	16	230	382	266	10	30	744	455	0	20	4,567
286	0	59	194	133	32	4	165	72	0	0	1,016
20	0	304	72	20	0	5	247	138	0	0	879
81	243	402	0	0	0	0	0	0	0	0	5,612
387	243	765	266	153	32	9	412	210	0	0	7,507
387	243	765	266	153	32	9	412	210	0	0	7,507
282	0	0	197	199	53	14	214	146	25	0	1,423
9	66	167	0	0	0	0	0	0	0	0	1,054
291	66	167	197	199	53	14	214	146	25	0	2,477
291	66	167	197	199	53	14	214	146	25	0	2,477
7,533	0	12,202	417	1,738	284	50	890	517	12	0	23,643
4,028	0	160	51	156	0	146	857	159	0	3	5,560
377	0	1,589	571	521	14	0	1,724	1,672	0	0	6,468
491	0	2,024	1,100	451	0	42	1,059	1,973	0	0	7,140
313	0	1,889	181	831	166	7	0	0	0	0	3,387
2,052	0	2,487	276	62	71	64	1	0	0	0	5,017
0	0	0	0	0	0	0	0	0	0	0	2,701
1	0	1	2	0	0	0	0	0	0	0	243
0	0	0	0	5	0	0	0	0	0	0	151
1	0	0	2	2	0	0	0	0	0	0	304



- - - CIVIL - - -

CP	SC	RCP	DR	RDR	MH	AD	ES	GU	TR	MI	TOTAL
0	0	0	2	0	0	0	0	0	0	0	473
201	1,111	2,220	0	0	0	0	0	0	0	37	19,859
195	731	7	0	0	0	0	0	0	0	0	8,051
444	1,229	7,070	0	0	0	0	0	0	0	0	17,296
15,636	3,071	29,649	2,602	3,766	535	309	4,531	4,321	12	40	100,293
125	0	0	0	0	0	0	0	0	0	0	396
271	0	925	0	0	0	0	0	0	0	0	2,348
56,789	0	0	0	0	0	0	0	0	0	0	78,325
3,409	0	0	0	0	0	0	0	0	0	0	9,464
0	0	0	0	0	0	0	0	0	0	91	1,130
0	0	0	0	0	0	0	0	0	0	0	1,073
0	0	0	0	0	0	0	0	0	0	0	60
60,594	0	925	0	0	0	0	0	0	0	91	92,796
76,230	3,071	30,574	2,602	3,766	535	309	4,531	4,321	12	131	193,089
435	0	222	387	0	0	0	284	111	0	19	1,764
676	0	627	382	537	105	98	560	665	0	8	3,793
195	0	63	571	121	14	2	77	170	0	5	2,211
472	0	0	4	0	0	0	0	4	0	0	1,323
0	1,067	188	0	0	0	0	0	0	0	4	1,877
449	1,461	2,752	0	0	0	0	0	0	0	0	8,810
2,227	2,528	3,852	1,344	658	119	100	921	950	0	36	19,778
2,227	2,528	3,852	1,344	658	119	100	921	950	0	36	19,778
136	0	33	101	120	56	13	270	337	7	0	1,291
36	0	337	260	621	0	0	0	0	0	0	1,284
81	147	454	0	0	0	0	0	0	0	130	1,463
253	147	824	361	741	56	13	270	337	7	130	4,038
253	147	824	361	741	56	13	270	337	7	130	4,038
675	0	465	488	281	84	4	393	404	0	0	3,021
631	0	38	227	108	23	23	540	876	0	0	2,602
306	0	297	896	543	0	0	0	0	0	0	5,028
473	0	273	193	119	1	6	80	88	0	0	1,466
86	637	2,166	0	0	0	0	0	0	0	0	3,207
90	311	2,133	0	0	0	0	0	0	0	0	2,877
2,261	948	5,472	1,804	1,051	108	33	1,013	1,368	0	0	18,201
0	0	0	0	0	0	0	0	0	0	0	85
0	0	0	0	0	0	0	0	0	0	0	5,636
0	0	0	0	0	0	0	0	0	0	0	0
0	0	0	0	0	0	0	0	0	0	0	21
0	0	0	0	0	0	0	0	0	0	0	5,742
2,261	948	5,472	1,804	1,051	108	33	1,013	1,368	0	0	23,943
717	0	19	88	534	0	0	0	0	0	977	2,535
508	0	30	429	72	0	0	0	0	0	0	1,039
656	0	19	419	29	0	0	0	0	0	0	1,123

- - - C R I M I N A L - - -

	CF	GM	RCR	IF	OV	MC	JC	JD	JP	JP1	NAC
<b>MARION</b>											
MARION SUPERIOR COURT, CIV. 3	0	0	0	0	0	0	0	0	0	0	0
MARION SUPERIOR COURT, CIV. 4	0	0	0	0	0	0	0	0	0	0	0
MARION SUPERIOR COURT, CIV. 5	0	0	0	0	0	0	0	0	0	0	0
MARION SUPERIOR COURT, CIV. 6	0	0	0	0	0	0	0	0	0	0	0
MARION SUPERIOR COURT, CIV. 7	0	0	0	0	0	0	0	0	0	0	0
MARION SUPERIOR COURT, JUV.DIV	33	0	0	0	0	0	0	3,178	0	3,387	0
MARION SUPERIOR COURT, PROB.	0	0	0	0	0	0	0	0	0	0	0
MARION SUPERIOR COURT, CRIM. 1	114	0	131	0	0	0	0	0	0	0	0
MARION SUPERIOR COURT, CRIM. 2	35	0	30	0	0	0	0	0	0	0	0
MARION SUPERIOR COURT, CRIM. 3	159	0	248	0	0	0	0	0	0	0	62
MARION SUPERIOR COURT, CRIM. 4	207	0	77	0	0	0	0	0	0	0	69
MARION SUPERIOR COURT, CRIM. 5	246	0	14	0	0	0	0	0	0	0	29
MARION SUPERIOR COURT, CRIM. 6	121	0	0	0	0	0	0	0	0	0	0
MARION MUNICIPAL COURT 1	0	0	0	0	0	0	0	0	0	0	23
MARION MUNICIPAL COURT 2	0	0	0	0	0	0	0	0	0	0	0
MARION MUNICIPAL COURT 3	1	639	0	0	3	0	0	0	0	0	0
MARION MUNICIPAL COURT 4	916	9,879	0	319	164	0	0	0	0	0	0
MARION MUNICIPAL COURT 5	667	7,867	0	0	234	0	0	0	0	0	0
MARION MUNICIPAL COURT 6	1,724	1,196	0	22	14	0	0	0	0	0	0
MARION MUNICIPAL COURT 7	0	0	0	0	0	0	0	0	0	0	0
MARION MUNICIPAL COURT 8	0	0	0	0	0	0	0	0	0	0	0
MARION MUNICIPAL COURT 9	622	6,834	0	151	89	0	0	0	0	0	0
MARION MUNICIPAL COURT 10	904	10,310	0	0	272	0	0	0	0	0	0
MARION MUNICIPAL COURT 12	0	0	0	0	619	0	0	0	0	0	65
MARION MUNICIPAL COURT 13	181	8,646	0	0	3,734	0	0	0	0	0	0
MARION MUNICIPAL COURT 14	268	5,793	0	332	234	0	0	0	0	0	0
MARION MUNICIPAL COURT 15	1,599	1,171	0	2	1	0	0	0	0	0	0
MARION MUNICIPAL COURT 16	5	0	0	29,435	12,394	0	0	0	0	0	0
MARION MUNICIPAL COURT 17	8	175	0	0	0	0	0	0	0	0	0
TOTAL-COURTS OF RECORD:	7,810	52,510	500	30,261	17,758	0	0	3,178	200	3,387	248
CENTER TOWNSHIP	0	0	0	0	0	0	0	0	0	0	0
DECATUR TOWNSHIP DIVISION	0	0	0	0	0	0	0	0	0	0	0
LAWRENCE TOWNSHIP DIVISION	0	0	0	0	0	0	0	0	0	0	0
PERRY TOWNSHIP DIVISION	0	0	0	0	0	0	0	0	0	0	0
PIKE TOWNSHIP DIVISION	0	0	0	0	0	0	0	0	0	0	0
WARREN TOWNSHIP DIVISION	0	0	0	0	0	0	0	0	0	0	0
WASHINGTON TOWNSHIP DIVISION	0	0	0	0	0	0	0	0	0	0	0
WAYNE TOWNSHIP DIVISION	0	0	0	0	0	0	0	0	0	0	0
TOTAL-SMALL CLAIMS:	0	0	0	0	0	0	0	0	0	0	0
GRAND TOTAL:	7,810	52,510	500	30,261	17,758	0	0	3,178	200	3,387	248
<b>MARSHALL</b>											
MARSHALL CIRCUIT COURT	37	0	31	0	0	1	27	54	93	0	0
MARSHALL SUPERIOR COURT 1	50	0	37	0	0	0	0	0	3	0	31
MARSHALL COUNTY COURT	88	129	66	249	0	0	0	0	0	0	45
TOTAL-COURTS OF RECORD:	175	129	134	249	0	1	27	54	96	0	76
ARGOS TOWN COURT	0	1	0	127	1	0	0	0	0	0	0
TOTAL-CITY AND TOWN:	0	1	0	127	1	0	0	0	0	0	0
GRAND TOTAL:	175	130	134	376	1	1	27	54	96	0	76
<b>MARTIN</b>											
MARTIN CIRCUIT COURT	32	0	2	0	0	0	3	4	4	0	13

- - - CIVIL - - -

CP	SC	RCP	DR	RDR	MH	AD	ES	GU	TR	MI	TOTAL
374	0	0	234	0	0	0	0	0	0	0	608
426	0	102	397	194	0	0	0	0	0	0	1,119
600	0	0	228	201	0	0	0	0	0	0	1,029
404	0	15	463	140	0	0	0	0	0	0	1,022
284	0	118	167	283	0	0	0	0	0	0	852
0	0	0	0	0	0	0	0	0	0	0	6,598
791	0	0	0	0	0	192	2,912	2,318	107	0	6,320
0	0	0	0	0	0	0	0	0	0	0	245
0	0	0	0	0	0	0	0	0	0	0	65
0	0	0	0	0	0	0	0	0	0	0	407
0	0	0	0	0	0	0	0	0	0	0	284
0	0	0	0	0	0	0	0	0	0	0	260
0	0	0	0	0	0	0	0	0	0	0	121
704	0	187	0	0	0	0	0	0	0	0	891
593	0	249	0	0	0	0	0	0	0	0	842
0	0	0	0	0	1,665	0	0	0	0	0	2,308
0	0	0	0	0	0	0	0	0	0	0	11,278
0	0	0	0	0	0	0	0	0	0	0	8,768
0	0	0	0	0	0	0	0	0	0	0	2,956
838	0	205	0	0	0	0	0	0	0	0	1,043
1,017	0	291	0	0	0	0	0	0	0	0	1,308
0	0	0	0	0	0	0	0	0	0	0	7,696
0	0	0	0	0	0	0	0	0	0	0	11,486
985	0	0	0	0	0	0	0	0	0	0	1,604
0	0	0	0	0	0	0	0	0	0	0	12,561
0	0	0	0	0	0	0	0	0	0	0	6,627
0	0	0	0	0	0	0	0	0	0	0	2,773
0	0	0	0	0	0	0	0	0	0	0	41,834
0	0	0	0	0	0	0	0	0	0	0	183
8,897	0	1,235	2,425	1,453	1,665	192	2,912	2,318	107	977	137,785
0	751	0	0	0	0	0	0	0	0	6	757
0	396	395	0	0	0	0	0	0	0	1	792
0	254	0	0	0	0	0	0	0	0	0	254
0	1,205	0	0	0	0	0	0	0	0	0	1,205
0	4,369	6,867	0	0	0	0	0	0	0	0	11,236
0	685	987	0	0	0	0	0	0	0	0	1,672
0	233	0	0	0	0	0	0	0	0	0	233
0	902	0	0	0	0	0	0	0	0	0	902
0	8,795	8,249	0	0	0	0	0	0	0	7	17,051
8,897	8,795	9,484	2,425	1,453	1,665	192	2,912	2,318	107	984	154,836
317	0	31	72	121	1	15	161	127	24	101	1,213
131	0	129	144	370	15	1	91	62	4	1	1,038
37	483	287	0	0	1	0	0	0	0	0	1,340
485	483	447	216	491	17	16	252	189	28	102	3,591
0	0	0	0	0	0	0	0	0	0	1	130
0	0	0	0	0	0	0	0	0	0	1	130
485	483	447	216	491	17	16	252	189	28	103	3,721
47	0	6	29	26	5	3	47	57	0	1	266

- - - C R I M I N A L - - -

	CF	CM	RGR	IF	OV	MC	JC	JD	JP	JM	NAC
<b>MARTIN</b>											
MARTIN CIRCUIT COURT CCF	0	75	12	143	1	0	0	0	0	0	60
TOTAL-COURTS OF RECORD:	32	75	14	143	1	0	3	4	4	0	73
LOOGOOTE CITY COURT	0	0	0	0	0	0	0	0	0	0	0
ABOLISHED 12/31/87											
TOTAL-CITY AND TOWN:	0	0	0	0	0	0	0	0	0	0	0
GRAND TOTAL:	32	75	14	143	1	0	3	4	4	0	73
<b>MIAMI</b>											
MIAMI CIRCUIT COURT	65	85	35	0	0	0	55	25	12	0	0
MIAMI SUPERIOR COURT	0	0	2	0	0	0	0	0	0	0	0
MIAMI SUPERIOR COURT CCF	0	0	0	207	0	0	0	0	0	0	0
TOTAL-COURTS OF RECORD:	65	85	37	207	0	0	55	25	12	0	0
PERU CITY COURT	0	29	0	32	0	0	0	0	0	0	0
BUNKER HILL TOWN COURT	0	0	0	125	0	0	0	0	0	0	0
TOTAL-CITY AND TOWN:	0	29	0	157	0	0	0	0	0	0	0
GRAND TOTAL:	65	114	37	364	0	0	55	25	12	0	0
<b>MONROE</b>											
MONROE CIRCUIT COURT	78	0	31	0	0	0	7	44	92	32	0
MONROE SUPERIOR COURT 1	96	0	30	0	0	0	0	0	0	0	0
MONROE SUPERIOR COURT 1 CCF	0	0	0	0	0	0	0	0	0	0	0
MONROE SUPERIOR COURT 2	96	0	30	0	0	0	0	0	0	0	0
MONROE SUPERIOR COURT 2 CCF	0	0	0	0	0	0	0	0	0	0	0
MONROE SUPERIOR COURT 3	101	0	23	0	0	0	0	0	0	0	0
MONROE SUPERIOR COURT 3 CCF	0	0	0	0	0	0	0	0	0	0	0
MONROE SUPERIOR COURT 4	0	0	0	0	0	0	0	0	0	0	0
MONROE SUPERIOR COURT 4 CCF	138	902	382	600	0	0	0	0	0	0	0
MONROE SUPERIOR COURT 5	0	0	0	0	0	0	0	0	0	0	0
MONROE SUPERIOR COURT 5 CCF	0	0	0	0	521	0	0	0	0	0	0
TOTAL-COURTS OF RECORD:	509	902	496	600	521	0	7	44	92	32	0
GRAND TOTAL:	509	902	496	600	521	0	7	44	92	32	0
<b>MONIGOMERY</b>											
MONIGOMERY CIRCUIT COURT	116	12	5	0	0	0	38	35	59	10	0
MONIGOMERY COUNTY COURT	31	334	4	21	0	0	0	0	0	0	0
TOTAL-COURTS OF RECORD:	147	346	9	21	0	0	38	35	59	10	0
CRAWFORDSVILLE CITY COURT	46	0	0	17	7	12	0	0	0	0	100
TOTAL-CITY AND TOWN:	46	0	0	17	7	12	0	0	0	0	100
GRAND TOTAL:	193	346	9	38	7	12	38	35	59	10	100
<b>MORGAN</b>											
MORGAN CIRCUIT COURT	143	6	3	0	0	0	69	18	30	0	0
MORGAN SUPERIOR COURT	61	133	68	0	0	0	0	0	0	0	0
MORGAN COUNTY COURT	64	196	46	4	0	0	0	0	0	0	0
TOTAL-COURTS OF RECORD:	268	335	117	4	0	0	69	18	30	0	0
MARTINSVILLE CITY COURT	0	26	0	185	0	0	0	0	0	0	0
MOORESVILLE TOWN COURT	0	10	0	315	0	0	0	0	0	0	0
TOTAL-CITY AND TOWN:	0	36	0	500	0	0	0	0	0	0	0
GRAND TOTAL:	268	371	117	504	0	0	69	18	30	0	0
<b>NEWTON</b>											
NEWTON CIRCUIT COURT	1	0	0	0	0	0	36	76	26	0	0

- - - CIVIL - - -

CP	SC	RCP	DR	RDR	MH	AD	ES	GU	TR	MI	TOTAL
0	27	11	0	0	0	0	0	0	0	0	269
47	27	17	29	26	5	3	47	57	0	1	535
0	0	0	0	0	0	0	0	0	0	0	0
0	0	0	0	0	0	0	0	0	0	0	0
47	27	17	29	26	5	3	47	57	0	1	535
110	0	148	5	7	0	18	180	140	17	14	916
73	0	25	28	4	0	7	110	121	0	0	370
0	20	0	0	0	0	0	0	0	0	0	227
183	20	173	33	11	0	25	290	261	17	14	1,513
0	0	0	0	0	0	0	0	0	0	0	61
0	0	0	0	0	0	0	0	0	0	6	131
0	0	0	0	0	0	0	0	0	0	6	192
183	20	173	33	11	0	25	290	261	17	20	1,705
62	0	14	37	23	1	27	335	234	24	0	1,041
139	0	17	65	49	0	0	0	0	0	0	396
0	0	0	0	0	0	0	0	0	0	0	0
128	0	26	71	40	0	0	0	0	0	0	391
0	0	0	0	0	0	0	0	0	0	0	0
115	0	40	87	26	0	0	0	0	0	0	392
0	0	0	0	0	0	0	0	0	0	0	0
0	0	0	0	0	0	0	0	0	0	0	0
0	0	0	0	0	0	0	0	0	0	0	2,022
204	0	17	54	34	0	0	0	0	0	0	309
0	335	436	0	0	0	0	0	0	0	0	1,292
648	335	550	314	172	1	27	335	234	24	0	5,843
648	335	550	314	172	1	27	335	234	24	0	5,843
148	0	19	101	21	313	26	139	90	407	2	1,541
8	121	42	0	0	0	0	0	0	0	0	561
156	121	61	101	21	313	26	139	90	407	2	2,102
0	0	0	0	0	0	0	0	0	0	0	82
0	0	0	0	0	0	0	0	0	0	0	82
156	121	61	101	21	313	26	139	90	407	2	2,184
192	0	53	14	29	16	18	50	147	11	0	799
213	0	52	233	215	0	0	267	133	0	2	1,377
18	272	202	0	0	0	0	0	0	0	0	802
423	272	307	247	244	16	18	317	280	11	2	2,978
0	0	0	0	0	0	0	0	0	0	0	211
0	0	0	0	0	0	0	0	0	0	0	325
0	0	0	0	0	0	0	0	0	0	0	536
423	272	307	247	244	16	18	317	280	11	2	3,514
237	0	20	46	8	2	1	220	289	0	1	963

- - - C R I M I N A L - - -

	CF	CM	RGR	IF	OV	MC	JC	JD	JP	JM	NAC
<b>NEWTON</b>											
NEWTON SUPERIOR COURT	0	0	0	0	0	0	0	0	0	0	0
NEWTON SUPERIOR COURT CCF	269	144	1	0	1,496	0	0	0	0	0	0
TOTAL-COURTS OF RECORD:	270	144	1	0	1,496	0	36	76	26	0	0
GRAND TOTAL:	270	144	1	0	1,496	0	36	76	26	0	0
<b>NOBLE</b>											
NOBLE CIRCUIT COURT	43	0	26	0	0	0	33	34	33	0	0
NOBLE SUPERIOR COURT	4	0	6	0	0	0	11	29	53	1	0
NOBLE COUNTY COURT	236	217	113	187	0	0	0	0	0	0	0
TOTAL-COURTS OF RECORD:	283	217	145	187	0	0	44	63	86	1	0
CROMWELL TOWN COURT	0	0	0	0	0	0	0	0	0	0	0
TOTAL-CITY AND TOWN:	0	0	0	0	0	0	0	0	0	0	0
GRAND TOTAL:	283	217	145	187	0	0	44	63	86	1	0
<b>OHIO</b>											
OHIO CIRCUIT COURT	4	0	1	0	0	0	0	0	0	0	0
OHIO SUPERIOR COURT	12	98	4	0	0	0	0	0	0	0	0
OHIO SUPERIOR COURT CCF	0	0	0	62	0	0	0	0	0	0	0
TOTAL-COURTS OF RECORD:	16	98	5	62	0	0	0	0	0	0	0
GRAND TOTAL:	16	98	5	62	0	0	0	0	0	0	0
<b>ORANGE</b>											
ORANGE CIRCUIT COURT	134	1	6	0	0	0	7	28	7	0	0
ORANGE COUNTY COURT	0	355	0	154	0	0	0	0	0	0	6
TOTAL-COURTS OF RECORD:	134	356	6	154	0	0	7	28	7	0	6
GRAND TOTAL:	134	356	6	154	0	0	7	28	7	0	6
<b>OWEN</b>											
OWEN CIRCUIT COURT	70	79	109	0	0	0	16	69	41	0	116
OWEN CIRCUIT COURT CCF	0	0	0	37	0	0	0	0	0	0	0
TOTAL-COURTS OF RECORD:	70	79	109	37	0	0	16	69	41	0	116
GRAND TOTAL:	70	79	109	37	0	0	16	69	41	0	116
<b>PARKE</b>											
PARKE CIRCUIT COURT	515	0	0	0	0	0	9	11	19	0	0
PARKE CIRCUIT COURT CCF	0	529	0	329	0	0	0	0	0	0	17
TOTAL-COURTS OF RECORD:	515	529	0	329	0	0	9	11	19	0	17
GRAND TOTAL:	515	529	0	329	0	0	9	11	19	0	17
<b>PERRY</b>											
PERRY CIRCUIT COURT	72	28	10	0	0	0	9	12	60	0	5
PERRY CIRCUIT COURT CCF	0	0	0	26	0	0	0	0	0	0	0
TOTAL-COURTS OF RECORD:	72	28	10	26	0	0	9	12	60	0	5
CANNELTON CITY COURT	7	12	16	0	0	0	0	0	0	0	0
ABOLISHED 12/31/87											
TELL CITY CITY COURT	0	39	0	47	0	0	0	0	0	0	4
TOTAL-CITY AND TOWN:	7	51	16	47	0	0	0	0	0	0	4
GRAND TOTAL:	79	79	26	73	0	0	9	12	60	0	9
<b>PIKE</b>											
PIKE CIRCUIT COURT	59	0	2	0	0	0	11	16	22	3	0
PIKE CIRCUIT COURT CCF	14	59	28	73	0	0	0	0	0	0	12





- - - CRIMINAL - - -

	CF	CM	RCR	IF	OV	MC	JC	JD	JP	JM	NAC
<b>PIKE</b>											
TOTAL-COURTS OF RECORD:	73	59	30	73	0	0	11	16	22	3	12
GRAND TOTAL:	73	59	30	73	0	0	11	16	22	3	12
<b>PORTER</b>											
PORTER CIRCUIT COURT	155	0	0	0	0	0	0	472	0	0	0
PORTER CIR & SUP 1 AND 2											
PORTER SUPERIOR COURT 3	58	693	15	0	0	0	0	0	0	0	48
PORTER SUPERIOR COURT 3 CCF	0	0	0	27	4	0	0	0	0	0	0
PORTER COUNTY COURT	24	419	0	3,556	0	0	0	0	0	0	0
TOTAL-COURTS OF RECORD:	237	1,112	15	3,583	4	0	0	472	0	0	48
CHESTERTON TOWN COURT	0	80	0	6	9	0	0	0	0	0	0
TOTAL-CITY AND TOWN:	0	80	0	6	9	0	0	0	0	0	0
GRAND TOTAL:	237	1,192	15	3,589	13	0	0	472	0	0	48
<b>POSEY</b>											
POSEY CIRCUIT COURT	44	0	5	0	0	22	0	55	0	19	0
POSEY COUNTY COURT	22	164	31	25	0	0	0	0	0	0	40
TOTAL-COURTS OF RECORD:	66	164	36	25	0	22	0	55	0	19	40
GRAND TOTAL:	66	164	36	25	0	22	0	55	0	19	40
<b>PULASKI</b>											
PULASKI CIRCUIT COURT	62	0	29	0	0	0	5	38	45	20	0
PULASKI COUNTY COURT	80	188	3	80	0	0	0	0	0	0	0
TOTAL-COURTS OF RECORD:	142	188	32	80	0	0	5	38	45	20	0
GRAND TOTAL:	142	188	32	80	0	0	5	38	45	20	0
<b>PUTNAM</b>											
PUTNAM CIRCUIT COURT	42	0	25	0	0	3	4	76	12	9	16
PUTNAM COUNTY COURT	27	76	15	115	0	0	0	0	0	0	0
TOTAL-COURTS OF RECORD:	69	76	40	115	0	3	4	76	12	9	16
GRAND TOTAL:	69	76	40	115	0	3	4	76	12	9	16
<b>RANDOLPH</b>											
RANDOLPH CIRCUIT COURT	10	1	10	0	0	0	21	16	44	20	11
RANDOLPH COUNTY COURT	22	3	1	0	0	0	0	0	0	0	0
TOTAL-COURTS OF RECORD:	32	4	11	0	0	0	21	16	44	20	11
WINCHESTER CITY COURT	0	96	0	198	1	0	0	0	0	0	0
UNION CITY COURT	0	50	0	7	1	0	0	0	0	0	0
TOTAL-CITY AND TOWN:	0	146	0	205	2	0	0	0	0	0	0
GRAND TOTAL:	32	150	11	205	2	0	21	16	44	20	11
<b>RIPLEY</b>											
RIPLEY CIRCUIT COURT	214	8	33	0	0	0	6	16	30	64	0
RIPLEY CIRCUIT COURT CCF	0	0	0	0	0	0	0	0	0	0	0
TOTAL-COURTS OF RECORD:	214	8	33	0	0	0	6	16	30	64	0
BATESVILLE CITY COURT	0	31	0	110	0	47	0	0	0	0	0
VERSAILLES CITY COURT	0	75	0	135	0	0	0	0	0	0	0
TOTAL-CITY AND TOWN:	0	106	0	245	0	47	0	0	0	0	0
GRAND TOTAL:	214	114	33	245	0	47	6	16	30	64	0
<b>RUSH</b>											
RUSH CIRCUIT COURT	84	0	0	0	0	0	33	19	43	0	31

- - - CIVIL - - -

CP	SC	RCP	DR	RDR	MH	AD	ES	GU	TR	MI	TOTAL
146	39	69	86	41	7	9	114	68	8	3	877
146	39	69	86	41	7	9	114	68	8	3	877
4,907	0	1,570	726	339	0	0	1,617	1,038	0	0	10,824
4	0	0	6	0	0	0	0	0	0	0	776
18	547	256	0	0	0	0	0	0	0	0	852
138	2,672	1,044	0	0	0	0	0	0	0	0	7,853
5,067	3,219	2,870	732	339	0	0	1,617	1,038	0	0	20,305
0	0	0	0	0	0	0	0	0	0	0	95
0	0	0	0	0	0	0	0	0	0	0	95
5,067	3,219	2,870	732	339	0	0	1,617	1,038	0	0	20,400
575	0	38	472	46	0	2	546	576	0	0	2,400
16	110	31	0	0	0	0	0	0	0	0	399
591	110	69	472	46	0	2	546	576	0	0	2,799
591	110	69	472	46	0	2	546	576	0	0	2,799
122	0	37	46	26	19	2	280	164	0	2	897
12	70	140	0	0	0	0	0	0	0	0	573
134	70	177	46	26	19	2	280	164	0	2	1,470
134	70	177	46	26	19	2	280	164	0	2	1,470
107	0	10	90	22	2	7	137	194	4	62	806
22	310	252	0	0	0	0	0	0	0	0	817
129	310	262	90	22	2	7	137	194	4	62	1,623
129	310	262	90	22	2	7	137	194	4	62	1,623
141	0	19	156	105	11	19	186	142	27	2	930
7	110	144	0	0	0	0	0	0	0	0	287
148	110	163	156	105	11	19	186	142	27	2	1,217
0	0	0	0	0	0	0	0	0	0	0	295
0	0	0	0	0	0	0	0	0	0	0	58
0	0	0	0	0	0	0	0	0	0	0	353
148	110	163	156	105	11	19	186	142	27	2	1,570
517	0	70	109	101	0	1	329	210	0	0	1,708
0	597	351	0	0	0	0	0	0	0	0	948
517	597	421	109	101	0	1	329	210	0	0	2,656
31	0	0	0	0	0	0	0	0	0	0	219
0	0	0	0	0	0	0	0	0	0	0	210
31	0	0	0	0	0	0	0	0	0	0	429
548	597	421	109	101	0	1	329	210	0	0	3,085
139	0	66	71	38	0	12	155	244	16	0	920

- - - CRIMINAL - - -

	CF	CM	RCR	IF	OV	MC	JC	JD	JP	JM	NAC
<b>RUSH</b>											
RUSH COUNTY COURT	101	588	19	590	3	0	0	0	0	0	42
TOTAL-COURTS OF RECORD:	185	588	19	590	3	0	33	19	43	0	73
GRAND TOTAL:	185	588	19	590	3	0	33	19	43	0	73
<b>ST. JOSEPH</b>											
ST. JOSEPH CIRCUIT COURT	9	0	0	0	0	0	0	0	0	0	0
ST. JOSEPH SUPERIOR COURT	343	0	290	0	0	0	0	0	0	0	0
ST. JOSEPH SUPERIOR COURT CCF	0	14,651	0	7,642	0	0	0	0	0	0	0
ST. JOSEPH PROBATE COURT	0	0	0	0	0	0	4	117	1,563	0	0
TOTAL-COURTS OF RECORD:	352	14,651	290	7,642	0	0	4	117	1,563	0	0
WALKERTON TOWN COURT	0	28	0	24	0	0	0	0	0	0	0
TOTAL-CITY AND TOWN:	0	28	0	24	0	0	0	0	0	0	0
GRAND TOTAL:	352	14,679	290	7,666	0	0	4	117	1,563	0	0
<b>SCOTT</b>											
SCOTT CIRCUIT COURT	116	0	11	0	0	0	21	12	30	0	137
SCOTT COUNTY COURT	21	320	5	223	6	0	0	0	0	0	49
TOTAL-COURTS OF RECORD:	137	320	16	223	6	0	21	12	30	0	186
GRAND TOTAL:	137	320	16	223	6	0	21	12	30	0	186
<b>SHELBY</b>											
SHELBY CIRCUIT COURT	20	0	0	0	0	0	0	0	0	0	0
SHELBY SUPERIOR COURT	41	1	20	0	0	0	5	16	51	0	11
SHELBY COUNTY COURT	65	488	52	136	0	0	0	0	0	0	412
TOTAL-COURTS OF RECORD:	126	489	72	136	0	0	5	16	51	0	423
GRAND TOTAL:	126	489	72	136	0	0	5	16	51	0	423
<b>SPENCER</b>											
SPENCER CIRCUIT COURT	47	0	1	0	0	0	0	4	1	0	0
SPENCER CIRCUIT COURT CCF	0	69	0	96	0	0	0	0	0	0	0
TOTAL-COURTS OF RECORD:	47	69	1	96	0	0	0	4	1	0	0
ROCKPORT CITY COURT	0	0	0	0	0	0	0	0	0	0	0
2, 3 & 4 QUARTERS AVERAGED											
TOTAL-CITY AND TOWN:	0	0	0	0	0	0	0	0	0	0	0
GRAND TOTAL:	47	69	1	96	0	0	0	4	1	0	0
<b>STARKE</b>											
STARKE CIRCUIT COURT	82	3	31	0	0	0	2	19	1	0	0
STARKE CIRCUIT COURT CCF	0	0	0	0	0	0	0	0	0	0	0
TOTAL-COURTS OF RECORD:	82	3	31	0	0	0	2	19	1	0	0
KNOX CITY COURT	0	63	0	99	0	0	0	0	0	0	0
TOTAL-CITY AND TOWN:	0	63	0	99	0	0	0	0	0	0	0
GRAND TOTAL:	82	66	31	99	0	0	2	19	1	0	0
<b>STEUBEN</b>											
STEUBEN CIRCUIT COURT	47	50	21	0	0	0	60	51	31	2	50
STEUBEN SUPERIOR COURT	127	0	107	0	0	0	0	0	0	0	0
STEUBEN SUPERIOR COURT CCF	0	1,188	0	451	5	0	0	0	0	0	245
TOTAL-COURTS OF RECORD:	174	1,238	129	451	5	0	60	51	31	2	295
FREMONT TOWN COURT	0	245	0	2,048	0	10	0	0	0	0	381
TOTAL-CITY AND TOWN:	0	245	0	2,048	0	10	0	0	0	0	381
GRAND TOTAL:	174	1,483	129	2,499	5	10	60	51	31	2	676
<b>SULLIVAN</b>											
SULLIVAN CIRCUIT COURT	36	0	0	0	0	0	55	39	25	0	0

- - - CIVIL - - -

GP	SC	RCP	DR	RDR	MH	AD	ES	GU	TR	MI	TOTAL
90	32	273	0	0	0	0	0	0	0	24	1,720
229	32	339	71	38	0	12	155	244	16	24	2,640
229	32	339	71	38	0	12	155	244	16	24	2,640
633	0	1,896	1,125	191	0	0	278	196	0	227	4,555
815	0	1,743	538	1,068	0	0	747	343	0	62	5,949
0	4,565	0	0	0	0	0	0	0	0	0	26,858
59	0	0	0	0	0	125	1,638	2,914	51	0	6,471
1,507	4,565	3,639	1,663	1,259	0	125	2,663	3,453	51	289	43,833
0	0	0	0	0	0	0	0	0	0	0	52
0	0	0	0	0	0	0	0	0	0	0	52
1,507	4,565	3,639	1,663	1,259	0	125	2,663	3,453	51	289	43,885
354	0	83	205	180	0	21	130	138	0	0	1,301
62	227	392	0	0	0	0	0	0	0	0	1,256
416	227	475	205	180	0	21	130	138	0	0	2,557
416	227	475	205	180	0	21	130	138	0	0	2,557
415	0	29	110	94	6	6	199	160	38	3	1,080
117	0	14	82	51	8	5	26	83	0	0	520
54	22	177	0	0	0	0	0	0	0	0	994
586	22	220	192	145	14	11	225	243	38	3	2,594
586	22	220	192	145	14	11	225	243	38	3	2,594
559	0	8	81	9	0	0	90	155	2	0	957
0	58	53	0	0	0	0	0	0	0	0	276
559	58	61	81	9	0	0	90	155	2	0	1,233
0	0	0	0	0	0	0	0	0	0	0	0
0	0	0	0	0	0	0	0	0	0	0	0
559	58	61	81	9	0	0	90	155	2	0	1,233
418	0	482	48	163	0	15	210	15	0	0	1,489
0	318	197	0	0	0	0	0	0	0	0	515
418	318	679	48	163	0	15	210	15	0	0	2,004
0	0	0	0	0	0	0	0	0	0	0	162
0	0	0	0	0	0	0	0	0	0	0	162
418	318	679	48	163	0	15	210	15	0	0	2,166
126	0	86	96	128	0	9	196	140	2	2	1,048
90	0	0	0	0	0	0	0	0	0	0	324
0	413	271	0	0	0	0	0	0	0	0	2,328
216	413	357	96	128	0	9	196	140	2	2	3,700
0	0	0	0	0	0	0	0	0	0	0	2,303
0	0	0	0	0	0	0	0	0	0	0	2,303
216	413	357	96	128	0	9	196	140	2	2	6,003
228	0	24	64	32	49	6	129	77	10	0	774

- - - CRIMINAL - - -

	CF	CM	RCR	IF	OV	MC	JC	JD	JP	JM	NAC
<b>SULLIVAN</b>											
SULLIVAN COUNTY COURT	33	138	5	6	6	0	0	0	0	0	0
TOTAL-COURTS OF RECORD:	69	138	5	6	6	0	55	39	25	0	0
GRAND TOTAL:	69	138	5	6	6	0	55	39	25	0	0
<b>SWITZERLAND</b>											
SWITZERLAND CIRCUIT COURT	69	66	0	0	0	0	1	14	0	0	0
SWITZERLAND CIR & SUP											
SWITZERLAND CIRCUIT COURT CCF	0	0	0	14	0	0	0	0	0	0	0
SWITZERLAND CIR & SUP											
TOTAL-COURTS OF RECORD:	69	66	0	14	0	0	1	14	0	0	0
GRAND TOTAL:	69	66	0	14	0	0	1	14	0	0	0
<b>TIPPECANOE</b>											
TIPPECANOE CIRCUIT COURT	6	0	12	0	0	0	1	0	12	0	10
TIPPECANOE SUPERIOR COURT 1	303	0	38	0	0	0	0	0	0	0	0
TIPPECANOE SUPERIOR COURT 2	0	0	6	0	0	0	0	0	0	0	3
TIPPECANOE SUPERIOR COURT 3	0	2	0	0	0	0	14	55	13	100	0
TIPPECANOE COUNTY COURT 1	148	0	0	0	0	0	0	0	0	0	0
TIPPECANOE COUNTY COURT 2	273	758	0	3,653	0	0	0	0	0	0	0
TOTAL-COURTS OF RECORD:	730	760	56	3,653	0	0	15	55	25	100	13
WEST LAFAYETTE CITY COURT	0	9	0	18	2	0	0	0	0	0	28
TOTAL-CITY AND TOWN:	0	9	0	18	2	0	0	0	0	0	28
GRAND TOTAL:	730	769	56	3,671	2	0	15	55	25	100	41
<b>TIPTON</b>											
TIPTON CIRCUIT COURT	116	78	6	0	0	7	6	9	0	0	0
TIPTON CIRCUIT COURT CCF	0	0	0	0	0	0	0	0	0	0	0
TOTAL-COURTS OF RECORD:	116	78	6	0	0	7	6	9	0	0	0
TIPTON CITY COURT	0	849	6	342	8	0	0	0	0	0	4
SHARPSVILLE TOWN COURT	0	0	0	191	0	0	0	0	0	0	0
TOTAL-CITY AND TOWN:	0	849	6	533	8	0	0	0	0	0	4
GRAND TOTAL:	116	927	12	533	8	7	6	9	0	0	4
<b>UNION</b>											
UNION CIRCUIT COURT	18	19	0	0	0	0	0	0	0	0	3
UNION CIRCUIT COURT CCF	18	19	0	174	0	0	0	0	0	0	142
TOTAL-COURTS OF RECORD:	36	38	0	174	0	0	0	0	0	0	145
GRAND TOTAL:	36	38	0	174	0	0	0	0	0	0	145
<b>VANDERBURGH</b>											
VANDERBURGH CIRCUIT COURT	210	0	170	0	0	0	0	0	0	0	0
2, 3 & 4 QUARTERS AVERAGED											
VANDERBURGH SUPERIOR COURT	0	0	0	0	0	0	1,939	127	739	315	0
JUVENILE											
VANDERBURGH SUPERIOR COURT CCF	0	0	0	0	33	0	0	0	0	0	0
VANDERBURGH SUPERIOR COURT	15	0	10	0	0	0	0	0	0	0	0
VANDERBURGH SUPERIOR COURT CCF	2,972	1,106	0	7,677	0	0	0	0	0	0	0
MISDEMEANOR											
TOTAL-COURTS OF RECORD:	3,197	1,106	180	7,677	33	0	1,939	127	739	315	0
GRAND TOTAL:	3,197	1,106	180	7,677	33	0	1,939	127	739	315	0
<b>VERMILLION</b>											
VERMILLION CIRCUIT COURT	39	0	4	0	0	0	42	24	46	0	0

- - - CIVIL - - -

CP	SC	RCP	DR	RDR	MH	AD	ES	GU	TR	MI	TOTAL
3	135	156	0	0	0	0	0	0	0	32	514
231	135	180	64	32	49	6	129	77	10	32	1,288
231	135	180	64	32	49	6	129	77	10	32	1,288
86	0	31	82	66	0	45	82	77	3	0	622
0	52	0	0	0	0	0	0	0	0	11	77
86	52	31	82	66	0	45	82	77	3	11	699
86	52	31	82	66	0	45	82	77	3	11	699
687	0	3	45	0	0	36	350	920	39	10	2,121
86	0	34	116	351	0	0	0	0	0	0	928
38	0	27	198	19	3	0	0	0	0	0	291
0	0	0	0	61	0	0	0	0	0	0	245
135	1,223	533	0	0	0	0	0	0	0	0	2,039
0	0	0	0	0	0	0	0	0	0	0	4,684
946	1,223	597	359	431	3	36	350	920	39	10	10,308
0	0	0	0	0	0	0	0	0	0	0	29
0	0	0	0	0	0	0	0	0	0	0	29
946	1,223	597	359	431	3	36	350	920	39	10	10,337
142	0	11	51	36	0	3	128	148	24	0	765
0	43	0	0	0	0	0	0	0	0	0	43
142	43	11	51	36	0	3	128	148	24	0	808
0	0	0	0	0	0	0	0	0	0	0	1,205
0	0	0	0	0	0	0	0	0	0	0	191
0	0	0	0	0	0	0	0	0	0	0	1,396
142	43	11	51	36	0	3	128	148	24	0	2,204
91	0	40	48	41	0	1	214	105	6	31	614
91	8	40	0	0	0	0	0	0	0	0	350
182	8	80	48	41	0	1	214	105	6	31	964
182	8	80	48	41	0	1	214	105	6	31	964
628	0	16	0	0	0	0	0	0	0	0	1,024
129	0	0	0	0	0	52	794	1,349	176	0	5,620
0	2,108	1,971	0	0	0	0	0	0	0	0	4,112
1,113	0	1,186	889	411	30	0	0	0	0	0	3,654
0	0	0	0	0	0	0	0	0	0	0	11,755
1,870	2,108	3,173	889	411	30	52	794	1,349	176	0	26,165
1,870	2,108	3,173	889	411	30	52	794	1,349	176	0	26,165
131	0	10	72	64	0	5	210	131	0	0	778

- - - CRIMINAL - - -

	CF	CM	RCR	IF	OV	MC	JC	JD	JP	JM	NAC
<b>VERMILLION</b>											
VERMILLION CIRCUIT COURT CCF	0	150	13	76	0	0	0	0	0	0	0
TOTAL-COURTS OF RECORD:	39	150	17	76	0	0	42	24	46	0	0
CLINTON CITY COURT	0	0	0	229	17	0	0	0	0	0	0
TOTAL-CITY AND TOWN:	0	0	0	229	17	0	0	0	0	0	0
GRAND TOTAL:	39	150	17	305	17	0	42	24	46	0	0
<b>VIGO</b>											
VIGO CIRCUIT COURT	207	0	29	0	0	0	47	57	115	12	49
VIGO SUPERIOR COURT 1	123	0	22	0	0	0	0	0	0	0	47
VIGO SUPERIOR COURT 2	53	1	0	0	0	0	0	0	7	0	0
VIGO COUNTY COURT - DIV. 4	3	1	0	1	0	0	0	0	0	0	29
VIGO COUNTY COURT - DIV. 5	226	293	105	211	0	0	0	0	0	0	0
TOTAL-COURTS OF RECORD:	612	295	156	212	0	0	47	57	122	12	125
TERRE HAUTE CITY COURT	0	2,117	0	324	129	0	0	0	0	0	0
TOTAL-CITY AND TOWN:	0	2,117	0	324	129	0	0	0	0	0	0
GRAND TOTAL:	612	2,412	156	536	129	0	47	57	122	12	125
<b>WABASH</b>											
WABASH CIRCUIT COURT	66	0	12	0	0	0	85	20	90	0	0
WABASH COUNTY COURT	22	294	0	182	0	0	0	0	0	0	0
TOTAL-COURTS OF RECORD:	88	294	12	182	0	0	85	20	90	0	0
WABASH CITY COURT	0	0	0	0	0	0	0	0	0	0	0
NORTH MANCHESTER TOWN COURT	0	0	0	27	0	0	0	0	0	0	0
TOTAL-CITY AND TOWN:	0	0	0	27	0	0	0	0	0	0	0
GRAND TOTAL:	88	294	12	209	0	0	85	20	90	0	0
<b>WARREN</b>											
WARREN CIRCUIT COURT	51	0	0	0	0	0	5	23	23	0	30
WARREN CIRCUIT COURT CCF	0	247	0	254	0	0	0	0	0	0	0
TOTAL-COURTS OF RECORD:	51	247	0	254	0	0	5	23	23	0	30
GRAND TOTAL:	51	247	0	254	0	0	5	23	23	0	30
<b>WARRICK</b>											
WARRICK CIRCUIT COURT	85	0	2	0	0	0	27	14	13	0	0
WARRICK SUPERIOR COURT	131	0	2	0	0	0	0	6	3	0	0
WARRICK SUPERIOR COURT CCF	0	2,006	0	1,653	0	0	0	0	0	0	0
TOTAL-COURTS OF RECORD:	216	2,006	4	1,653	0	0	27	20	16	0	0
GRAND TOTAL:	216	2,006	4	1,653	0	0	27	20	16	0	0
<b>WASHINGTON</b>											
WASHINGTON CIRCUIT COURT	198	30	43	0	0	0	29	11	10	14	0
WASHINGTON CIRCUIT COURT CCF	0	0	0	0	0	0	0	0	0	0	0
WASHINGTON SUPERIOR COURT	0	0	0	0	0	0	0	0	0	0	0
WASHINGTON SUPERIOR COURT CCF	0	0	0	0	0	0	0	0	0	0	0
TOTAL-COURTS OF RECORD:	198	30	43	0	0	0	29	11	10	14	0
SALEM CITY COURT	0	83	0	159	0	92	0	0	0	0	0
TOTAL-CITY AND TOWN:	0	83	0	159	0	92	0	0	0	0	0
GRAND TOTAL:	198	113	43	159	0	92	29	11	10	14	0
<b>WAYNE</b>											
WAYNE CIRCUIT COURT	105	0	32	0	0	0	14	14	3	9	0
WAYNE SUPERIOR COURT 1	112	0	14	0	0	0	16	7	5	6	0



- - - CIVIL - - -

CP	SC	RCP	DR	RDR	MH	AD	ES	GU	TR	MI	TOTAL
0	95	44	0	0	0	0	0	0	0	0	378
131	95	54	72	64	0	5	210	131	0	0	1,156
0	0	0	0	0	0	0	0	0	0	0	246
0	0	0	0	0	0	0	0	0	0	0	246
131	95	54	72	64	0	5	210	131	0	0	1,402
482	0	26	83	20	0	36	526	470	71	11	2,192
349	0	54	127	78	0	0	1	0	0	0	754
181	0	22	430	125	0	1	218	85	0	0	1,123
138	376	592	0	0	0	0	0	0	0	0	1,111
3	280	334	0	0	0	0	0	0	0	5	1,457
1,153	656	1,028	640	223	0	37	745	555	71	16	6,637
0	0	0	0	0	0	0	0	0	0	0	2,570
0	0	0	0	0	0	0	0	0	0	0	2,570
1,153	656	1,028	640	223	0	37	745	555	71	16	9,207
159	0	114	93	33	1	58	211	187	10	0	1,139
50	83	82	0	0	0	0	0	0	0	0	713
209	83	196	93	33	1	58	211	187	10	0	1,852
4,468	0	2,228	0	0	0	0	0	0	0	0	6,696
0	0	0	0	0	0	0	0	0	0	0	27
4,468	0	2,228	0	0	0	0	0	0	0	0	6,723
4,677	83	2,424	93	33	1	58	211	187	10	0	8,575
163	0	2	50	0	0	10	110	81	12	0	530
0	188	71	0	0	0	0	0	0	0	1	761
163	188	73	50	0	0	10	110	81	12	1	1,291
163	188	73	50	0	0	10	110	81	12	1	1,291
776	0	127	146	21	27	6	274	333	0	0	1,851
355	0	120	186	4	0	10	76	63	8	0	964
0	619	535	0	0	0	0	0	0	0	0	4,813
1,131	619	782	332	25	27	16	350	396	8	0	7,628
1,131	619	782	332	25	27	16	350	396	8	0	7,628
579	0	217	124	37	230	18	379	267	0	0	2,186
0	56	146	0	0	0	0	0	0	0	0	202
197	0	61	176	79	0	0	0	0	0	0	513
0	0	0	0	0	0	0	0	0	0	0	0
776	56	424	300	116	230	18	379	267	0	0	2,901
0	0	0	0	0	0	0	0	0	0	0	334
0	0	0	0	0	0	0	0	0	0	0	334
776	56	424	300	116	230	18	379	267	0	0	3,235
203	0	64	98	84	0	4	112	127	11	0	880
170	0	98	110	66	0	29	528	370	9	0	1,540

- - - CRIMINAL - - -

	CF	CM	RCR	IF	OV	MC	JC	JD	JP	JM	NAC
<b>WAYNE</b>											
WAYNE SUPERIOR COURT 2	126	0	40	0	0	0	14	28	67	19	0
WAYNE SUPERIOR COURT 3 CCF	47	86	0	372	0	0	0	0	0	0	196
TOTAL-COURTS OF RECORD:	390	86	86	372	0	0	44	49	75	34	196
HAGERSTOWN TOWN COURT	0	8	0	60	4	0	0	0	0	0	21
TOTAL-CITY AND TOWN:	0	8	0	60	4	0	0	0	0	0	21
GRAND TOTAL:	390	94	86	432	4	0	44	49	75	34	217
<b>WELLS</b>											
WELLS CIRCUIT COURT	31	0	0	0	0	0	7	8	30	0	17
WELLS SUPERIOR COURT	4	0	0	0	0	0	0	0	0	0	0
WELLS SUPERIOR COURT CCF	52	110	56	61	0	0	0	0	0	0	130
TOTAL-COURTS OF RECORD:	87	110	56	61	0	0	7	8	30	0	147
BLUFFTON CITY COURT	0	1	0	15	0	0	0	0	0	0	0
TOTAL-CITY AND TOWN:	0	1	0	15	0	0	0	0	0	0	0
GRAND TOTAL:	87	111	56	76	0	0	7	8	30	0	147
<b>WHITE</b>											
WHITE CIRCUIT COURT	14	0	20	0	0	0	0	46	35	0	0
WHITE SUPERIOR COURT	30	0	7	0	0	0	0	0	0	0	0
WHITE SUPERIOR COURT CCF	0	210	43	355	0	0	0	0	0	0	0
TOTAL-COURTS OF RECORD:	44	210	70	355	0	0	0	46	35	0	0
MONON TOWN COURT	0	0	0	0	0	0	0	0	0	0	0
2, 3 & 4 QUARTERS AVERAGED											
TOTAL-CITY AND TOWN:	0	0	0	0	0	0	0	0	0	0	0
GRAND TOTAL:	44	210	70	355	0	0	0	46	35	0	0
<b>WHITLEY</b>											
WHITLEY CIRCUIT COURT	16	10	16	0	0	0	10	13	21	0	0
WHITLEY SUPERIOR COURT	0	0	0	0	0	0	0	0	0	0	0
WHITLEY SUPERIOR COURT CCF	106	220	107	449	0	0	0	0	0	0	0
TOTAL-COURTS OF RECORD:	122	230	123	449	0	0	10	13	21	0	0
GRAND TOTAL:	122	230	123	449	0	0	10	13	21	0	0

- - - CIVIL - - -

CP	SG	RCP	DR	RDR	MH	AD	ES	GU	TR	MI	TOTAL
90	0	28	86	69	0	8	321	183	1	0	1,080
21	212	27	0	0	0	0	0	0	0	0	765
484	212	217	294	219	0	41	961	680	21	0	4,265
0	0	0	0	0	0	0	0	0	0	0	72
0	0	0	0	0	0	0	0	0	0	0	72
484	212	217	294	219	0	41	961	680	21	0	4,337
523	0	92	121	6	21	15	200	196	2	0	1,252
29	0	13	19	4	0	0	0	0	0	0	69
0	125	58	0	0	0	0	0	0	0	0	462
552	125	163	140	10	21	15	200	196	2	0	1,783
0	0	0	0	0	0	0	0	0	0	0	16
0	0	0	0	0	0	0	0	0	0	0	16
552	125	163	140	10	21	15	200	196	2	0	1,799
341	0	41	10	38	0	8	227	150	12	11	953
36	0	2	0	0	0	0	0	0	0	0	75
0	238	35	0	0	0	0	0	0	0	0	881
377	238	78	10	38	0	8	227	150	12	11	1,909
0	0	0	0	0	0	0	0	0	0	0	0
0	0	0	0	0	0	0	0	0	0	0	0
377	238	78	10	38	0	8	227	150	12	11	1,909
270	0	39	166	63	2	11	153	154	16	2	962
41	0	6	32	1	0	0	0	0	0	0	80
0	219	135	0	0	0	0	0	0	0	0	1,236
311	219	180	198	64	2	11	153	154	16	2	2,278
311	219	180	198	64	2	11	153	154	16	2	2,278

- - - C R I M I N A L - - -

	CF	CM	RCR	IF	OV	MC	JC	JD	JP	JM	NAC
TOTALS FOR SUPERIOR AND CIRCUIT COURTS	15,682	6,392	4,286	0	0	68	5,089	11,150	10,179	4,542	1,933
TOTALS FOR COUNTY, MUNICIPAL COURTS AND CCF	19,390	122,290	3,041	112,681	22,594	2,267	0	0	0	0	12,560
TOTALS FOR SMALL CLAIM COURTS	0	0	0	0	0	0	0	0	0	0	0
TOTALS FOR CITY & TOWN COURTS	53	22,995	184	28,804	10,518	1,369	0	0	0	0	3,483
TOTALS FOR ALL COURTS	35,125	151,677	7,511	141,485	33,112	3,704	5,089	11,150	10,179	4,542	17,976

- - - CIVIL - - -

CP	SC	RCP	DR	RDR	MH	AD	ES	GU	TR	MI	TOTAL
87,439	0	42,964	57,471	22,490	3,058	2,336	39,937	38,745	1,923	2,527	336,278
9,881	49,372	45,766	0	0	1,666	0	0	0	0	301	389,249
0	8,795	8,249	0	0	0	0	0	0	0	7	17,051
66,086	0	3,155	0	0	0	0	0	0	0	167	133,331
163,406	58,167	100,134	37,471	22,490	4,724	2,336	39,937	38,745	1,923	3,002	875,909

## - - - CRIMINAL - - -

	CF	CM	RCR	IF	OV	MC	JC	JD	JP	JM
<b>ADAMS</b>										
ADAMS CIRCUIT COURT	24	1	31	0	0	2	29	55	58	37
ADAMS SUPERIOR COURT	83	375	230	0	0	0	0	0	0	0
ADAMS SUPERIOR COURT CCF	0	0	0	2,193	21	0	0	0	0	0
TOTAL-COURTS OF RECORD:	107	376	261	2,193	21	2	29	55	58	37
GRAND TOTAL:	107	376	261	2,193	21	2	29	55	58	37
<b>ALLEN</b>										
ALLEN CIRCUIT COURT	394	0	23	0	0	0	0	0	0	0
ALLEN SUPERIOR COURT	627	0	245	0	0	0	244	528	715	2,066
ALLEN SUPERIOR COURT CCF	0	7,893	0	21,341	0	0	0	0	0	0
TOTAL-COURTS OF RECORD:	1,021	7,893	268	21,341	0	0	244	528	715	2,066
GRAND TOTAL:	1,021	7,893	268	21,341	0	0	244	528	715	2,066
<b>BARTHOLOMEW</b>										
BARTHOLOMEW CIRCUIT COURT	108	1	70	0	0	14	69	125	132	413
BARTHOLOMEW SUPERIOR COURT 1	151	0	31	0	0	2	0	0	0	0
BARTHOLOMEW SUPERIOR COURT 2	146	2,351	353	0	0	19	0	0	0	0
BARTHOLOMEW SUPERIOR COURT CCF	0	0	0	5,089	47	0	0	0	0	0
TOTAL-COURTS OF RECORD:	405	2,352	454	5,089	47	35	69	125	132	413
GRAND TOTAL:	405	2,352	454	5,089	47	35	69	125	132	413
<b>BENTON</b>										
BENTON CIRCUIT COURT	42	152	1	0	0	3	8	16	7	1
BENTON CIRCUIT COURT CCF	0	97	0	976	0	0	0	0	0	0
TOTAL-COURTS OF RECORD:	42	249	1	976	0	3	8	16	7	1
GRAND TOTAL:	42	249	1	976	0	3	8	16	7	1
<b>BLACKFORD</b>										
BLACKFORD CIRCUIT COURT	24	0	1	0	0	0	7	20	23	0
BLACKFORD COUNTY COURT	32	283	0	42	12	0	0	0	0	0
TOTAL-COURTS OF RECORD:	56	283	1	42	12	0	7	20	23	0
HARTFORD CITY CITY COURT	0	0	0	158	50	0	0	0	0	0
MONTPELIER CITY COURT	0	0	0	1,174	0	0	0	0	0	0
TOTAL-CITY AND TOWN:	0	0	0	1,332	50	0	0	0	0	0
GRAND TOTAL:	56	283	1	1,374	62	0	7	20	23	0
<b>BOONE</b>										
BOONE CIRCUIT COURT	11	0	33	0	0	0	21	107	38	1
BOONE SUPERIOR COURT 1	53	11	2	0	0	0	0	0	0	0
BOONE SUPERIOR COURT 2	0	0	0	0	0	0	0	0	0	0
BOONE SUPERIOR COURT 2 CCF	116	395	0	456	0	1	0	0	0	0
TOTAL-COURTS OF RECORD:	180	406	35	456	0	1	21	107	38	1
LEBANON CITY COURT	0	154	0	648	106	0	0	0	0	0
THORNTOWN TOWN COURT	0	162	0	1,685	0	0	0	0	0	0
ZIONSVILLE TOWN COURT	0	14	0	612	294	0	0	0	0	0
JAMESTOWN TOWN COURT	0	8	0	69	0	0	0	0	0	0
TOTAL-CITY AND TOWN:	0	338	0	3,014	400	0	0	0	0	0
GRAND TOTAL:	180	744	35	3,470	400	1	21	107	38	1
<b>BROWN</b>										
BROWN CIRCUIT COURT	31	0	7	0	0	0	8	19	4	0
BROWN CIRCUIT COURT CCF	64	687	186	782	0	0	0	0	0	0



## - - - C R I M I N A L - - -

	CF	CM	RCR	IF	OV	MC	JC	JD	JP	JM
<b>BROWN</b>										
TOTAL-COURTS OF RECORD:	95	687	193	782	0	0	8	19	4	0
GRAND TOTAL:	95	687	193	782	0	0	8	19	4	0
<b>CARROLL</b>										
CARROLL CIRCUIT COURT	26	0	26	0	0	2	5	30	25	29
CARROLL CIRCUIT COURT CCF	63	412	41	1,207	0	1	0	0	0	0
TOTAL-COURTS OF RECORD:	89	412	67	1,207	0	3	5	30	25	29
DELPHI CITY COURT	0	0	0	254	0	0	0	0	0	0
BURLINGTON TOWN COURT	0	0	0	228	0	0	0	0	0	0
TOTAL-CITY AND TOWN:	0	0	0	482	0	0	0	0	0	0
GRAND TOTAL:	89	412	67	1,689	0	3	5	30	25	29
<b>CASS</b>										
CASS CIRCUIT COURT	2	0	0	0	0	1	17	79	48	16
CASS CIRCUIT COURT CCF	0	3	57	19	0	3	0	0	0	0
CASS SUPERIOR COURT	148	0	4	0	0	60	0	0	0	0
CASS SUPERIOR COURT CCF	0	1,013	9	1,637	0	9	0	0	0	0
TOTAL-COURTS OF RECORD:	150	1,016	70	1,656	0	73	17	79	48	16
GRAND TOTAL:	150	1,016	70	1,656	0	73	17	79	48	16
<b>CLARK</b>										
CLARK CIRCUIT COURT	32	0	20	0	0	12	0	0	2	0
CLARK SUPERIOR COURT 1	72	0	37	0	0	103	100	104	164	469
CLARK SUPERIOR COURT 2	0	0	0	0	0	0	31	0	39	8
CLARK COUNTY COURT	561	881	0	6,320	0	4	0	0	0	0
TOTAL-COURTS OF RECORD:	665	881	57	6,320	0	119	131	104	205	477
CHARLESTOWN CITY COURT	0	171	0	223	169	100	0	0	0	0
JEFFERSONVILLE CITY COURT	0	2,087	0	481	275	0	0	0	0	0
CLARKSVILLE TOWN COURT	0	1,124	0	654	1,033	0	0	0	0	0
TOTAL-CITY AND TOWN:	0	3,382	0	1,358	1,477	100	0	0	0	0
GRAND TOTAL:	665	4,263	57	7,678	1,477	219	131	104	205	477
<b>CLAY</b>										
CLAY CIRCUIT COURT	35	5	19	0	0	0	35	92	35	3
CLAY SUPERIOR COURT	96	382	49	0	0	0	0	0	0	0
CLAY SUPERIOR COURT CCF	0	0	0	1,181	0	0	0	0	0	0
TOTAL-COURTS OF RECORD:	131	387	68	1,181	0	0	35	92	35	3
GRAND TOTAL:	131	387	68	1,181	0	0	35	92	35	3
<b>CLINTON</b>										
CLINTON CIRCUIT COURT	41	0	11	0	0	0	23	84	29	17
CLINTON COUNTY COURT	84	436	19	1,472	0	3	0	0	0	0
TOTAL-COURTS OF RECORD:	125	436	30	1,472	0	3	23	84	29	17
FRANKFORT CITY COURT	0	60	0	83	124	0	0	0	0	0
TOTAL-CITY AND TOWN:	0	60	0	83	124	0	0	0	0	0
GRAND TOTAL:	125	496	30	1,555	124	3	23	84	29	17
<b>CRAWFORD</b>										
CRAWFORD CIRCUIT COURT	125	347	2	0	0	5	49	10	5	5
CRAWFORD CIRCUIT COURT CCF	0	0	0	917	2	0	0	0	0	0
TOTAL-COURTS OF RECORD:	125	347	2	917	2	5	49	10	5	5
GRAND TOTAL:	125	347	2	917	2	5	49	10	5	5
<b>DAVIESS</b>										
DAVIESS CIRCUIT COURT	61	5	22	0	0	35	25	38	25	0



## - - - CIVIL - - -

CP	SC	RCP	DR	RDR	MH	AD	ES	GU	TR	MI	TOTAL
91	210	54	66	12	2	11	44	12	0	9	2,299
91	210	54	66	12	2	11	44	12	0	9	2,299
51	0	18	118	102	14	7	92	11	2	48	606
6	431	120	0	0	0	0	0	0	0	0	2,281
57	431	138	118	102	14	7	92	11	2	48	2,887
0	0	0	0	0	0	0	0	0	0	0	254
0	0	0	0	0	0	0	0	0	0	2	230
0	0	0	0	0	0	0	0	0	0	2	484
57	431	138	118	102	14	7	92	11	2	50	3,371
60	0	30	89	209	18	10	20	10	0	15	624
0	0	0	0	0	0	0	0	0	0	0	82
139	0	103	248	168	65	16	151	36	0	13	1,151
0	1,040	531	0	0	0	0	0	0	0	0	4,239
199	1,040	664	337	377	83	26	171	46	0	28	6,096
199	1,040	664	337	377	83	26	171	46	0	28	6,096
348	0	38	155	8	40	33	223	44	0	187	1,142
83	0	28	289	412	27	4	16	44	2	2	1,956
362	0	309	377	298	0	27	16	27	0	0	1,494
675	1,132	0	0	0	0	0	0	0	0	0	9,573
1,468	1,132	375	821	718	67	64	255	115	2	189	14,165
0	0	0	0	0	0	0	0	0	0	0	663
0	0	0	0	0	0	0	0	0	0	0	2,843
0	0	0	0	0	0	0	0	0	0	0	2,811
0	0	0	0	0	0	0	0	0	0	0	6,317
1,468	1,132	375	821	718	67	64	255	115	2	189	20,482
120	0	70	111	150	24	17	150	27	0	2	895
95	0	55	92	55	0	0	0	0	0	0	824
0	537	309	0	0	0	0	0	0	0	0	2,027
215	537	434	203	205	24	17	150	27	0	2	3,746
215	537	434	203	205	24	17	150	27	0	2	3,746
124	0	36	255	166	5	0	157	48	2	43	1,041
86	648	277	0	0	0	0	0	0	0	0	3,025
210	648	313	255	166	5	0	157	48	2	43	4,066
0	0	0	0	0	0	0	0	0	0	0	267
0	0	0	0	0	0	0	0	0	0	0	267
210	648	313	255	166	5	0	157	48	2	43	4,333
138	0	6	115	5	5	1	37	9	0	4	868
0	143	18	0	0	0	0	0	0	0	0	1,080
138	143	24	115	5	5	1	37	9	0	4	1,948
138	143	24	115	5	5	1	37	9	0	4	1,948
121	0	19	176	65	54	8	118	24	0	63	859

## - - - CRIMINAL - - -

	CF	CM	RCR	IF	OV	MC	JC	JD	JP	JM
<b>DAVISS</b>										
DAVISS COUNTY COURT	103	620	40	1,102	443	21	0	0	0	0
TOTAL-COURTS OF RECORD:	164	625	62	1,102	443	56	25	38	25	0
GRAND TOTAL:	164	625	62	1,102	443	56	25	38	25	0
<b>DEARBORN</b>										
DEARBORN CIRCUIT COURT	20	0	8	0	0	0	9	114	12	0
DEARBORN COUNTY COURT	167	415	101	161	0	5	0	0	0	0
TOTAL-COURTS OF RECORD:	187	415	109	161	0	5	9	114	12	0
AURORA CITY COURT	0	280	0	2,347	0	0	0	0	0	0
LAWRENCEBURG CITY COURT	0	364	0	2,218	1	745	0	0	0	0
TOTAL-CITY AND TOWN:	0	644	0	4,565	1	745	0	0	0	0
GRAND TOTAL:	187	1,059	109	4,726	1	750	9	114	12	0
<b>DECATUR</b>										
DECATUR CIRCUIT COURT	55	82	3	0	0	2	5	20	29	0
DECATUR COUNTY COURT	52	373	9	2,377	0	0	0	0	0	0
TOTAL-COURTS OF RECORD:	107	455	12	2,377	0	2	5	20	29	0
GRAND TOTAL:	107	455	12	2,377	0	2	5	20	29	0
<b>DEKALB</b>										
DEKALB CIRCUIT COURT	10	4	18	0	0	3	164	271	37	2
DEKALB SUPERIOR COURT	159	563	235	0	0	13	0	5	0	0
DEKALB SUPERIOR COURT CCF	0	0	0	1,870	0	0	0	0	0	0
TOTAL-COURTS OF RECORD:	169	567	253	1,870	0	16	164	276	37	2
BUTLER CITY COURT	0	0	0	44	0	0	0	0	0	0
TOTAL-CITY AND TOWN:	0	0	0	44	0	0	0	0	0	0
GRAND TOTAL:	169	567	253	1,914	0	16	164	276	37	2
<b>DELAWARE</b>										
DELAWARE CIRCUIT COURT	68	0	16	0	0	0	0	182	132	0
DELAWARE SUPERIOR COURT 1	71	0	23	0	0	0	0	0	4	0
DELAWARE SUPERIOR COURT 2	28	0	30	0	0	4	146	0	20	0
DELAWARE SUPERIOR COURT 3	0	0	0	0	0	0	0	0	0	0
DELAWARE SUPERIOR COURT 3 CCF	112	1,924	110	1,170	12	0	0	0	0	0
DELAWARE SUPERIOR COURT 4	0	0	0	0	0	0	0	0	0	0
DELAWARE SUPERIOR COURT 4 CCF	111	1,532	106	1,570	5	0	0	0	0	0
TOTAL-COURTS OF RECORD:	390	3,456	285	2,740	17	4	146	182	157	0
YORKTOWN TOWN COURT	0	0	0	8,028	0	0	0	0	0	0
TOTAL-CITY AND TOWN:	0	0	0	8,028	0	0	0	0	0	0
GRAND TOTAL:	390	3,456	285	10,768	17	4	146	182	157	0
<b>DUBOIS</b>										
DUBOIS CIRCUIT COURT	83	99	15	0	0	2	10	61	19	0
DUBOIS SUPERIOR COURT	120	821	40	0	0	111	0	0	0	0
DUBOIS SUPERIOR COURT CCF	0	0	0	3,061	34	0	0	0	0	0
TOTAL-COURTS OF RECORD:	203	920	55	3,061	34	113	10	61	19	0
GRAND TOTAL:	203	920	55	3,061	34	113	10	61	19	0
<b>ELKHART</b>										
ELKHART CIRCUIT COURT	84	0	39	0	0	5	127	449	24	412
ELKHART SUPERIOR COURT 1	78	0	14	0	0	0	0	0	0	0
ELKHART SUPERIOR COURT 2	125	1	77	0	0	27	10	0	352	0

- - - C I V I L - - -

CP	SC	RCP	DR	RDR	MH	AD	ES	GU	TR	MI	TOTAL
13	678	215	0	0	0	0	0	0	0	5	3,240
134	678	234	176	65	54	8	118	24	0	68	4,099
134	678	234	176	65	54	8	118	24	0	68	4,099
177	0	4	217	145	30	16	99	44	1	29	925
83	574	0	0	0	0	0	0	0	0	0	1,506
260	574	4	217	145	30	16	99	44	1	29	2,431
0	0	0	0	0	0	0	0	0	0	0	2,627
4	0	0	0	0	0	0	0	0	0	17	3,349
4	0	0	0	0	0	0	0	0	0	17	5,976
264	574	4	217	145	30	16	99	44	1	46	8,407
118	0	14	226	60	8	14	125	25	1	6	793
16	695	144	0	0	0	0	0	0	0	0	3,666
134	695	158	226	60	8	14	125	25	1	6	4,459
134	695	158	226	60	8	14	125	25	1	6	4,459
112	0	29	107	161	43	17	122	30	5	42	1,177
66	0	25	158	114	17	7	25	12	1	3	1,403
0	1,073	492	0	0	0	0	0	0	0	0	3,435
178	1,073	546	265	275	60	24	147	42	6	45	6,015
0	0	0	0	0	0	0	0	0	0	0	44
0	0	0	0	0	0	0	0	0	0	0	44
178	1,073	546	265	275	60	24	147	42	6	45	6,059
252	0	46	319	215	0	26	235	46	3	55	1,596
178	0	42	104	191	76	5	18	9	0	44	765
288	0	167	122	231	0	32	88	31	0	51	1,238
75	0	22	359	110	0	0	0	0	0	0	566
0	1,123	485	0	0	0	0	0	0	0	44	4,980
126	0	35	170	63	0	0	0	0	0	0	394
0	1,382	529	0	0	0	0	0	0	0	66	5,301
919	2,505	1,326	1,074	810	76	63	341	86	3	260	14,840
0	0	0	0	0	0	0	0	0	0	0	8,028
0	0	0	0	0	0	0	0	0	0	0	8,028
919	2,505	1,326	1,074	810	76	63	341	86	3	260	22,868
121	0	17	180	59	30	15	113	29	0	30	883
26	0	10	44	12	9	0	0	0	0	0	1,193
0	452	154	0	0	0	0	0	0	0	0	3,701
147	452	181	224	71	39	15	113	29	0	30	5,777
147	452	181	224	71	39	15	113	29	0	30	5,777
191	0	42	423	294	2	51	137	38	5	11	2,334
236	0	26	358	131	0	6	37	4	0	1	891
407	0	132	426	222	60	68	197	104	2	48	2,258

- - - CRIMINAL - - -

	CF	CM	RCR	IF	OV	MC	JC	JD	JP	JM
<b>ELKHART</b>										
ELKHART SUPERIOR COURT 3	129	55	51	0	0	1	0	0	3	0
ELKHART COUNTY COURT	482	35	82	93	0	7	0	0	0	0
ELKHART COUNTY COURT	299	1,462	150	4,231	1,745	54	0	0	0	0
TOTAL-COURTS OF RECORD:	1,197	1,553	413	4,324	1,745	94	137	449	379	412
ELKHART CITY COURT	0	3,611	0	7,508	342	6	0	0	0	0
GOSHEN CITY COURT	0	1,337	324	4,265	134	63	0	0	0	0
NAPPANEE CITY COURT	0	60	0	742	0	0	0	0	0	0
TOTAL-CITY AND TOWN:	0	5,008	324	12,515	476	69	0	0	0	0
GRAND TOTAL:	1,197	6,561	737	16,839	2,221	163	137	449	379	412
<b>FAYETTE</b>										
FAYETTE CIRCUIT COURT	81	5	29	0	0	9	33	147	67	8
FAYETTE SUPERIOR COURT	47	544	78	0	0	0	0	0	0	0
FAYETTE SUPERIOR COURT CCF	0	0	0	914	0	0	0	0	0	0
TOTAL-COURTS OF RECORD:	128	549	107	914	0	9	33	147	67	8
GRAND TOTAL:	128	549	107	914	0	9	33	147	67	8
<b>FLOYD</b>										
FLOYD CIRCUIT COURT	256	15	10	0	0	8	73	108	135	28
FLOYD SUPERIOR COURT	173	9	16	0	0	0	0	0	0	0
FLOYD COUNTY COURT	93	2,597	0	4,885	209	17	0	0	0	0
TOTAL-COURTS OF RECORD:	522	2,621	26	4,885	209	25	73	108	135	28
GRAND TOTAL:	522	2,621	26	4,885	209	25	73	108	135	28
<b>FOUNTAIN</b>										
FOUNTAIN CIRCUIT COURT	126	214	52	0	0	4	4	10	15	145
FOUNTAIN CIRCUIT COURT CCF	0	0	0	521	1	0	0	0	0	0
TOTAL-COURTS OF RECORD:	126	214	52	521	1	4	4	10	15	145
ATTICA CITY COURT	0	318	0	1,930	3	0	0	0	0	0
TOTAL-CITY AND TOWN:	0	318	0	1,930	3	0	0	0	0	0
GRAND TOTAL:	126	532	52	2,451	4	4	4	10	15	145
<b>FRANKLIN</b>										
FRANKLIN CIRCUIT COURT	110	125	18	0	0	0	12	27	21	0
FRANKLIN CIRCUIT COURT CCF	0	0	0	1,996	0	0	0	0	0	0
TOTAL-COURTS OF RECORD:	110	125	18	1,996	0	0	12	27	21	0
GRAND TOTAL:	110	125	18	1,996	0	0	12	27	21	0
<b>FULTON</b>										
FULTON CIRCUIT COURT	74	1	6	0	0	8	3	24	15	9
FULTON COUNTY COURT	37	612	55	3,475	0	0	0	0	0	0
TOTAL-COURTS OF RECORD:	111	613	61	3,475	0	8	3	24	15	9
GRAND TOTAL:	111	613	61	3,475	0	8	3	24	15	9
<b>GIBSON</b>										
GIBSON CIRCUIT COURT	71	3	47	0	0	7	13	15	82	14
GIBSON SUPERIOR COURT	0	0	0	0	0	0	0	0	0	0
GIBSON SUPERIOR COURT CCF	43	895	57	3,053	1	2	0	0	0	0
TOTAL-COURTS OF RECORD:	114	898	104	3,053	1	9	13	15	82	14
GRAND TOTAL:	114	898	104	3,053	1	9	13	15	82	14
<b>GRANT</b>										
GRANT CIRCUIT COURT	45	6	9	0	0	2	0	0	0	0

## - - - C I V I L - - -

CP	SC	RCP	DR	RDR	MH	AD	ES	GU	TR	MI	TOTAL
180	0	12	401	45	9	6	64	8	2	8	974
249	4,709	3,327	0	0	0	0	0	0	0	2	8,986
17	941	644	0	0	0	0	0	0	0	0	9,543
1,280	5,650	4,183	1,608	692	71	131	435	154	9	70	24,986
4	0	0	0	0	0	0	0	0	0	0	11,471
161	0	36	0	0	0	0	0	0	0	4	6,324
0	0	0	0	0	0	0	0	0	0	0	802
165	0	36	0	0	0	0	0	0	0	4	18,597
1,445	5,650	4,219	1,608	692	71	131	435	154	9	74	43,583
141	0	83	283	222	29	12	110	32	1	47	1,339
0	0	0	21	0	0	0	0	0	0	0	690
35	295	73	0	0	1	0	0	0	0	1	1,319
176	295	156	304	222	30	12	110	32	1	48	3,348
176	295	156	304	222	30	12	110	32	1	48	3,348
362	0	15	288	116	104	28	201	56	6	68	1,877
204	0	23	278	54	2	0	17	7	0	0	783
455	608	0	0	0	0	0	0	0	0	0	8,864
1,021	608	38	566	170	106	28	218	63	6	68	11,524
1,021	608	38	566	170	106	28	218	63	6	68	11,524
128	0	35	113	70	17	9	93	28	10	13	1,086
0	183	70	0	0	0	0	0	0	0	0	775
128	183	105	113	70	17	9	93	28	10	13	1,861
0	0	0	0	0	0	0	0	0	0	0	2,251
0	0	0	0	0	0	0	0	0	0	0	2,251
128	183	105	113	70	17	9	93	28	10	13	4,112
153	0	21	86	48	2	3	67	11	0	0	704
0	57	0	0	0	0	0	0	0	0	0	2,053
153	57	21	86	48	2	3	67	11	0	0	2,757
153	57	21	86	48	2	3	67	11	0	0	2,757
272	0	136	142	47	1	15	92	22	1	4	872
1	477	102	0	0	0	0	0	0	0	0	4,759
273	477	238	142	47	1	15	92	22	1	4	5,631
273	477	238	142	47	1	15	92	22	1	4	5,631
125	0	119	214	349	40	14	133	50	4	21	1,321
102	0	13	15	6	0	0	0	0	0	8	144
0	555	505	0	0	0	0	0	0	0	1	5,112
227	555	637	229	355	40	14	133	50	4	30	6,577
227	555	637	229	355	40	14	133	50	4	30	6,577
207	0	7	582	64	111	40	250	124	8	9	1,464

## - - - C R I M I N A L - - -

	CF	CM	RGR	IF	OV	MC	JC	JD	JP	JM
<b>GRANT</b>										
GRANT SUPERIOR COURT 1	51	1	42	0	0	0	0	0	0	0
GRANT SUPERIOR COURT 2	43	3	36	0	0	3	43	218	440	441
GRANT COUNTY COURT	267	1,075	40	2,408	0	3	0	0	0	0
TOTAL-COURTS OF RECORD:	406	1,085	127	2,408	0	8	43	218	440	441
GAS CITY COURT	0	330	0	1,578	10	0	0	0	0	0
MARION CITY COURT	0	964	0	380	268	0	0	0	0	0
TOTAL-CITY AND TOWN:	0	1,294	0	1,958	278	0	0	0	0	0
GRAND TOTAL:	406	2,379	127	4,366	278	8	43	218	440	441
<b>GREENE</b>										
GREENE CIRCUIT COURT	26	0	6	0	0	0	6	33	24	0
GREENE COUNTY COURT	67	410	10	969	0	4	0	0	0	0
TOTAL-COURTS OF RECORD:	93	410	16	969	0	4	6	33	24	0
GRAND TOTAL:	93	410	16	969	0	4	6	33	24	0
<b>HAMILTON</b>										
HAMILTON CIRCUIT COURT	55	3	39	0	0	68	9	435	84	1
HAMILTON SUPERIOR COURT 1	91	4	32	0	0	36	0	0	5	0
HAMILTON SUPERIOR COURT 2	43	3	21	0	0	14	1	2	8	0
HAMILTON COUNTY COURT	310	1,316	141	5,763	0	6	0	0	0	0
TOTAL-COURTS OF RECORD:	499	1,326	233	5,763	0	124	10	437	97	1
CARMEL CITY COURT	0	196	3	1,378	972	1	0	0	0	0
NOBLESVILLE CITY COURT	0	481	0	639	1,502	0	0	0	0	0
TOTAL-CITY AND TOWN:	0	677	3	2,017	2,474	1	0	0	0	0
GRAND TOTAL:	499	2,003	236	7,780	2,474	125	10	437	97	1
<b>HANCOCK</b>										
HANCOCK CIRCUIT COURT	36	0	0	0	0	0	8	23	30	25
HANCOCK SUPERIOR COURT	63	0	28	0	0	3	7	5	9	22
HANCOCK COUNTY COURT	279	1,388	18	5,627	0	0	0	0	0	0
TOTAL-COURTS OF RECORD:	378	1,388	46	5,627	0	3	15	28	39	47
GRAND TOTAL:	378	1,388	46	5,627	0	3	15	28	39	47
<b>HARRISON</b>										
HARRISON CIRCUIT COURT	43	5	17	0	0	7	17	60	14	23
HARRISON COUNTY COURT	101	458	74	1,617	0	0	0	0	0	0
TOTAL-COURTS OF RECORD:	144	463	91	1,617	0	7	17	60	14	23
GRAND TOTAL:	144	463	91	1,617	0	7	17	60	14	23
<b>HENDRICKS</b>										
HENDRICKS CIRCUIT COURT	202	17	49	0	0	2	37	300	42	102
HENDRICKS SUPERIOR COURT 1	87	0	14	0	0	0	0	0	0	0
HENDRICKS SUPERIOR COURT 2	0	0	0	0	0	0	0	0	0	0
HENDRICKS SUPERIOR COURT 2 CCF	180	1,731	179	6,469	1	1	0	0	0	0
TOTAL-COURTS OF RECORD:	469	1,748	242	6,469	1	3	37	300	42	102
GRAND TOTAL:	469	1,748	242	6,469	1	3	37	300	42	102
<b>HENRY</b>										
HENRY CIRCUIT COURT	56	1	12	0	0	2	4	37	4	68
HENRY SUPERIOR COURT	55	0	12	0	0	6	33	24	101	46
HENRY COUNTY COURT	170	924	27	836	0	3	0	0	0	0
TOTAL-COURTS OF RECORD:	281	925	51	836	0	11	37	61	105	114

## - - - CIVIL - - -

CP	SC	RCP	DR	RDR	MH	AD	ES	GU	TR	MI	TOTAL
274	0	97	234	331	20	0	2	3	0	3	1,058
74	0	17	217	233	40	8	13	11	0	2	1,842
166	2,025	580	0	0	3	0	0	0	0	90	6,657
721	2,025	701	1,033	628	174	48	265	138	8	104	11,021
0	0	0	0	0	0	0	0	0	0	0	1,918
0	0	0	0	0	0	0	0	0	0	21	1,633
0	0	0	0	0	0	0	0	0	0	21	3,551
721	2,025	701	1,033	628	174	48	265	138	8	125	14,572
113	0	18	158	54	19	11	75	15	0	6	564
29	700	198	0	0	0	0	0	0	0	0	2,387
142	700	216	158	54	19	11	75	15	0	6	2,951
142	700	216	158	54	19	11	75	15	0	6	2,951
383	0	58	205	181	13	27	87	40	1	130	1,819
371	0	79	252	260	4	14	103	51	1	45	1,348
230	0	57	270	137	0	5	34	14	1	2	842
69	1,482	486	0	0	0	0	0	0	0	0	9,573
1,053	1,482	680	727	578	17	46	224	105	3	177	13,582
0	0	0	0	0	0	0	0	0	0	0	2,550
0	0	0	0	0	0	0	0	0	0	0	2,622
0	0	0	0	0	0	0	0	0	0	0	5,172
1,053	1,482	680	727	578	17	46	224	105	3	177	18,754
314	0	19	202	100	0	18	66	42	0	36	919
113	0	29	163	106	1	7	73	28	1	31	689
144	807	275	0	0	0	0	0	0	0	0	8,538
571	807	323	365	206	1	25	139	70	1	67	10,146
571	807	323	365	206	1	25	139	70	1	67	10,146
136	0	30	274	111	5	9	109	29	4	8	901
126	357	142	0	0	0	0	0	0	0	0	2,875
262	357	172	274	111	5	9	109	29	4	8	3,776
262	357	172	274	111	5	9	109	29	4	8	3,776
178	0	46	137	54	0	0	0	0	0	46	1,212
197	0	35	294	97	27	23	155	76	2	10	1,017
61	0	19	46	19	0	0	0	0	0	1	146
0	581	208	0	0	0	0	0	0	0	12	9,362
436	581	308	477	170	27	23	155	76	2	69	11,737
436	581	308	477	170	27	23	155	76	2	69	11,737
171	0	32	103	132	19	11	80	30	3	11	776
125	0	36	274	201	6	14	101	35	3	6	1,078
39	1,432	1,108	0	0	0	0	0	0	0	0	4,539
335	1,432	1,176	377	333	25	25	181	65	6	17	6,393

## - - - C R I M I N A L - - -

	CF	CM	RCR	IF	OV	MC	JC	JD	JP	JM
<b>HENRY</b>										
KNIGHTSTOWN TOWN COURT	0	892	0	4,162	0	0	0	0	0	0
TOTAL-CITY AND TOWN:	0	892	0	4,162	0	0	0	0	0	0
GRAND TOTAL:	281	1,817	51	4,998	0	11	37	61	105	114
<b>HOWARD</b>										
HOWARD CIRCUIT COURT	110	0	13	0	0	0	41	299	122	26
HOWARD SUPERIOR COURT 1	122	160	53	0	0	3	0	0	1	0
HOWARD SUPERIOR COURT 2	67	0	6	0	0	0	0	0	0	0
HOWARD COUNTY COURT	282	2,303	136	3,687	0	0	0	0	0	0
TOTAL-COURTS OF RECORD:	581	2,463	208	3,687	0	3	41	299	123	26
GRAND TOTAL:	581	2,463	208	3,687	0	3	41	299	123	26
<b>HUNTINGTON</b>										
HUNTINGTON CIRCUIT COURT	36	0	30	0	0	0	24	139	10	0
HUNTINGTON COUNTY COURT	126	1,006	84	2,255	48	62	0	0	0	0
TOTAL-COURTS OF RECORD:	162	1,006	114	2,255	48	62	24	139	10	0
ROANOKE TOWN COURT	0	0	0	2,351	0	0	0	0	0	0
TOTAL-CITY AND TOWN:	0	0	0	2,351	0	0	0	0	0	0
GRAND TOTAL:	162	1,006	114	4,606	48	62	24	139	10	0
<b>JACKSON</b>										
JACKSON CIRCUIT COURT	233	0	2	0	0	0	40	81	71	8
JACKSON COUNTY COURT	0	1,201	262	9,602	0	10	0	0	0	0
TOTAL-COURTS OF RECORD:	233	1,201	264	9,602	0	10	40	81	71	8
GRAND TOTAL:	233	1,201	264	9,602	0	10	40	81	71	8
<b>JASPER</b>										
JASPER CIRCUIT COURT	21	2	0	0	0	1	4	31	16	3
JASPER SUPERIOR COURT	148	0	64	0	0	0	0	1	1	0
JASPER SUPERIOR COURT CCF	0	710	72	2,971	5	2	0	0	0	0
TOTAL-COURTS OF RECORD:	169	712	136	2,971	5	3	4	32	17	3
DEMOITTE TOWN COURT	0	0	0	392	0	0	0	0	0	0
WHEATFIELD TOWN COURT	0	1	0	3	3	0	0	0	0	0
TOTAL-CITY AND TOWN:	0	1	0	395	3	0	0	0	0	0
GRAND TOTAL:	169	713	136	3,366	8	3	4	32	17	3
<b>JAY</b>										
JAY CIRCUIT COURT	34	2	23	0	0	0	27	53	44	0
JAY COUNTY COURT	27	241	35	12	0	5	0	0	0	0
TOTAL-COURTS OF RECORD:	61	243	58	12	0	5	27	53	44	0
DUNKIRK CITY COURT	0	0	0	323	1	0	0	0	0	0
PORTLAND CITY COURT	0	104	0	1,089	90	0	0	0	0	0
TOTAL-CITY AND TOWN:	0	104	0	1,412	91	0	0	0	0	0
GRAND TOTAL:	61	347	58	1,424	91	5	27	53	44	0
<b>JEFFERSON</b>										
JEFFERSON CIRCUIT COURT	33	2	17	0	0	1	17	43	66	208
JEFFERSON COUNTY COURT	103	1,049	0	1,324	59	7	0	0	0	0
TOTAL-COURTS OF RECORD:	136	1,051	17	1,324	59	8	17	43	66	208
GRAND TOTAL:	136	1,051	17	1,324	59	8	17	43	66	208
<b>JENNINGS</b>										
JENNINGS CIRCUIT COURT	102	65	25	0	0	1	17	46	49	13



## - - - CIVIL - - -

CP	SC	RCP	DR	RDR	MH	AD	ES	GU	TR	MI	TOTAL
0	0	0	0	0	0	0	0	0	0	0	5,054
0	0	0	0	0	0	0	0	0	0	0	5,054
335	1,432	1,176	377	333	25	25	181	65	6	17	11,447
185	0	19	235	241	0	51	115	55	0	11	1,523
457	0	151	402	484	74	0	104	35	1	127	2,174
296	0	164	681	277	32	0	51	18	0	0	1,592
22	2,204	0	0	0	0	0	0	0	0	0	8,634
960	2,204	334	1,318	1,002	106	51	270	108	1	138	13,923
960	2,204	334	1,318	1,002	106	51	270	108	1	138	13,923
147	0	7	243	164	31	17	160	31	0	27	1,066
16	1,281	517	0	0	9	0	0	0	0	0	5,404
163	1,281	524	243	164	40	17	160	31	0	27	6,470
0	0	0	0	0	0	0	0	0	0	0	2,351
0	0	0	0	0	0	0	0	0	0	0	2,351
163	1,281	524	243	164	40	17	160	31	0	27	8,821
156	0	26	372	128	13	25	131	38	0	19	1,343
55	1,001	1,041	0	0	0	0	0	0	0	1	13,173
211	1,001	1,067	372	128	13	25	131	38	0	20	14,516
211	1,001	1,067	372	128	13	25	131	38	0	20	14,516
65	0	0	81	14	5	9	100	36	1	2	391
112	0	25	74	32	2	6	12	13	0	0	490
0	608	526	0	0	2	0	0	0	0	2	4,898
177	608	551	155	46	9	15	112	49	1	4	5,779
0	0	0	0	0	0	0	0	0	0	0	392
0	0	0	0	0	0	0	0	0	0	0	7
0	0	0	0	0	0	0	0	0	0	0	399
177	608	551	155	46	9	15	112	49	1	4	6,178
108	0	9	199	172	8	17	137	66	4	0	903
17	867	511	0	0	1	0	0	0	0	0	1,716
125	867	520	199	172	9	17	137	66	4	0	2,619
10	0	0	0	0	0	0	0	0	0	3	337
0	0	0	0	0	0	0	0	0	0	0	1,283
10	0	0	0	0	0	0	0	0	0	3	1,620
135	867	520	199	172	9	17	137	66	4	3	4,239
144	0	15	243	190	21	21	101	24	1	8	1,155
75	922	617	0	0	10	0	0	0	0	0	4,166
219	922	632	243	190	31	21	101	24	1	8	5,321
219	922	632	243	190	31	21	101	24	1	8	5,321
170	0	75	214	205	11	14	57	20	0	53	1,137

## - - - CRIMINAL - - -

	CF	GM	RCR	IF	OV	MC	JC	JD	JP	JM
<b>JENNINGS</b>										
JENNINGS CIRCUIT COURT CCF	0	0	0	0	0	0	0	0	0	0
TOTAL-COURTS OF RECORD:	102	65	25	0	0	1	17	46	49	13
NORTH VERNON CITY COURT	0	0	0	0	0	0	0	0	0	0
NOT REPORTING										
TOTAL-CITY AND TOWN:	0	0	0	0	0	0	0	0	0	0
GRAND TOTAL:	102	65	25	0	0	1	17	46	49	13
<b>JOHNSON</b>										
JOHNSON CIRCUIT COURT	71	11	14	0	0	4	57	46	21	0
JOHNSON SUPERIOR COURT 1	62	5	59	0	0	0	0	0	1	0
JOHNSON SUPERIOR COURT 2	301	0	8	0	0	1	1	6	12	1
JOHNSON SUPERIOR COURT 2 CCF	0	1,077	4	399	0	0	0	0	0	0
TOTAL-COURTS OF RECORD:	434	1,093	85	399	0	5	58	52	34	1
FRANKLIN CITY COURT	0	961	0	3,677	0	0	0	0	0	0
GREENWOOD CITY COURT	0	498	0	3,670	3	0	0	0	0	0
NEW WHITELAND TOWN COURT	0	1,046	0	2,809	710	0	0	0	0	0
TOTAL-CITY AND TOWN:	0	2,505	0	10,156	713	0	0	0	0	0
GRAND TOTAL:	434	3,598	85	10,555	713	5	58	52	34	1
<b>KNOX</b>										
KNOX CIRCUIT COURT	20	0	0	0	0	0	0	0	0	0
KNOX SUPERIOR COURT	39	3	50	0	0	5	119	189	61	116
KNOX COUNTY COURT	218	1,515	43	3,338	0	0	0	0	0	0
TOTAL-COURTS OF RECORD:	277	1,518	93	3,338	0	5	119	189	61	116
BICKNELL CITY COURT	0	459	0	1,098	0	0	0	0	0	0
TOTAL-CITY AND TOWN:	0	459	0	1,098	0	0	0	0	0	0
GRAND TOTAL:	277	1,977	93	4,436	0	5	119	189	61	116
<b>KOSCIUSKO</b>										
KOSCIUSKO CIRCUIT COURT	79	2	6	0	0	8	0	0	0	0
KOSCIUSKO SUPERIOR COURT	98	20	18	0	0	0	45	83	112	0
KOSCIUSKO COUNTY COURT	6	1,523	10	3,696	0	0	0	0	0	0
TOTAL-COURTS OF RECORD:	183	1,545	34	3,696	0	8	45	83	112	0
GRAND TOTAL:	183	1,545	34	3,696	0	8	45	83	112	0
<b>LAGRANGE</b>										
LAGRANGE CIRCUIT COURT	54	7	1	0	0	14	20	24	10	0
LAGRANGE COUNTY COURT	162	619	0	2,801	6	1	0	0	0	0
TOTAL-COURTS OF RECORD:	216	626	1	2,801	6	15	20	24	10	0
GRAND TOTAL:	216	626	1	2,801	6	15	20	24	10	0
<b>LAKE</b>										
LAKE CIRCUIT COURT	0	0	0	0	0	0	0	0	0	0
LAKE SUPERIOR COURT, CIV. 1	0	0	0	0	0	0	0	0	0	0
LAKE SUPERIOR COURT, CIV. 2	0	0	0	0	0	0	0	0	0	0
LAKE SUPERIOR COURT, CIV. 3	0	0	0	0	0	0	0	0	0	0
LAKE SUPERIOR COURT, CIV. 4	0	0	0	0	0	0	0	0	0	0
LAKE SUPERIOR COURT, CIV. 5	0	0	0	0	0	0	0	0	0	0
LAKE SUPERIOR COURT, JUV. DIV.	0	0	0	0	0	0	515	1,564	2,354	586
LAKE SUPERIOR COURT, CRIM. 1	221	2	69	0	0	0	0	0	0	0
LAKE SUPERIOR COURT, CRIM. 2	220	1	65	0	0	0	0	0	0	0
LAKE SUPERIOR COURT, CRIM. 3	242	2	99	0	0	0	0	0	0	0

## - - - CIVIL - - -

CP	SC	RGP	DR	RDR	MH	AD	ES	GU	TR	MI	TOTAL
0	712	272	0	0	0	0	0	0	0	0	984
170	712	347	214	205	11	14	57	20	0	53	2,121
0	0	0	0	0	0	0	0	0	0	0	0
0	0	0	0	0	0	0	0	0	0	0	0
170	712	347	214	205	11	14	57	20	0	53	2,121
282	0	43	340	187	8	26	134	49	1	30	1,324
129	0	15	111	121	0	3	58	11	0	0	575
324	0	50	332	55	2	7	39	26	0	49	1,214
0	1,557	252	0	0	2	0	0	0	0	0	3,291
735	1,557	360	783	363	12	36	231	86	1	79	6,404
0	0	0	0	0	0	0	0	0	0	0	4,638
0	0	0	0	0	0	0	0	0	0	0	4,171
0	0	0	0	0	0	0	0	0	0	0	4,565
0	0	0	0	0	0	0	0	0	0	0	13,374
735	1,557	360	783	363	12	36	231	86	1	79	19,778
186	0	89	100	3	0	20	161	42	0	0	621
134	0	36	264	154	95	0	0	0	0	57	1,322
48	1,669	729	0	0	2	0	0	0	0	0	7,562
368	1,669	854	364	157	97	20	161	42	0	57	9,505
0	0	0	0	0	0	0	0	0	0	0	1,557
0	0	0	0	0	0	0	0	0	0	0	1,557
368	1,669	854	364	157	97	20	161	42	0	57	11,062
366	0	104	352	171	9	22	150	28	5	10	1,312
326	0	194	106	124	1	19	87	31	1	106	1,371
76	909	361	0	0	0	0	0	0	0	0	6,581
768	909	659	458	295	10	41	237	59	6	116	9,264
768	909	659	458	295	10	41	237	59	6	116	9,264
136	0	22	165	68	18	9	84	40	0	5	677
16	520	143	0	0	0	0	0	0	0	0	4,268
152	520	165	165	68	18	9	84	40	0	5	4,945
152	520	165	165	68	18	9	84	40	0	5	4,945
4,837	0	2,577	769	387	16	99	454	117	3	0	9,259
823	0	241	251	211	0	16	349	90	0	195	2,176
552	0	212	704	221	98	33	394	175	5	148	2,542
1,090	0	405	626	348	0	30	201	199	0	142	3,041
191	0	208	281	275	342	7	0	0	0	217	1,521
780	0	192	399	304	0	24	0	0	0	0	1,699
0	0	0	0	0	0	0	0	0	0	0	5,019
4	0	1	3	0	2	0	0	0	0	0	302
1	0	5	5	10	12	0	0	0	0	0	319
0	0	0	1	3	0	0	0	0	0	0	347



## - - - CIVIL - - -

CP	SC	RCP	DR	RDR	MH	AD	ES	GU	TR	MI	TOTAL
4	0	1	0	0	0	0	0	0	0	0	281
52	1,726	653	0	0	0	0	0	0	0	176	12,817
222	2,407	828	0	0	0	0	0	0	0	0	13,820
162	2,462	797	0	0	0	0	0	0	0	0	13,820
8,718	6,595	6,120	3,039	1,759	470	209	1,398	581	8	878	66,963
125	0	0	0	0	0	0	0	0	0	0	1,447
4,941	0	3,402	0	0	0	0	0	0	0	0	11,367
7,429	0	0	0	0	0	0	0	0	0	0	16,905
1,777	0	0	0	0	0	0	0	0	0	0	9,752
0	0	0	0	0	0	0	0	0	0	72	1,780
0	0	0	0	0	0	0	0	0	0	1	984
0	0	0	0	0	0	0	0	0	0	0	349
14,272	0	3,402	0	0	0	0	0	0	0	73	42,584
22,990	6,595	9,522	3,039	1,759	470	209	1,398	581	8	951	109,547
118	0	15	340	354	59	22	189	34	0	84	1,578
377	0	160	296	158	56	30	148	76	0	15	1,413
162	0	48	224	129	18	6	11	17	0	16	998
259	0	119	3	0	0	3	7	4	0	1	2,131
0	2,443	1,895	0	0	0	0	0	0	0	202	8,783
213	1,151	338	0	0	1	0	0	0	0	13	15,757
1,129	3,594	2,575	863	641	134	61	355	131	0	331	30,660
1,129	3,594	2,575	863	641	134	61	355	131	0	331	30,660
97	0	16	176	89	23	29	152	52	2	25	1,011
225	0	91	214	101	0	0	0	0	0	15	678
40	1,093	461	0	0	0	0	0	0	0	52	4,783
362	1,093	568	390	190	23	29	152	52	2	92	6,472
362	1,093	568	390	190	23	29	152	52	2	92	6,472
235	0	23	173	124	31	11	187	81	2	36	1,020
281	0	103	298	380	21	55	283	101	7	2	1,708
245	0	42	349	360	2	0	0	0	0	15	2,989
233	0	80	587	615	18	16	34	16	0	9	1,843
71	1,996	2,131	0	0	0	0	0	0	0	0	4,571
154	2,271	2,029	0	0	0	0	0	0	0	21	5,037
1,219	4,267	4,408	1,407	1,479	72	82	504	198	9	83	17,168
0	0	0	0	0	0	0	0	0	0	0	1,155
0	0	0	0	0	0	0	0	0	0	0	10,017
96	0	0	0	0	0	0	0	0	0	0	2,896
3	0	0	0	0	0	0	0	0	0	0	7,069
104	0	0	0	0	0	0	0	0	0	0	21,137
1,323	4,267	4,408	1,407	1,479	72	82	504	198	9	83	38,305
827	0	305	799	1,855	0	0	0	0	0	714	6,732
780	0	86	902	582	0	0	0	0	0	0	2,350
798	0	132	885	1,038	0	0	0	0	0	0	2,853

- - - CRIMINAL - - -

	CF	CM	RCR	IF	OV	MC	JC	JD	JP	JM
<b>MARION</b>										
MARION SUPERIOR COURT, CIV. 3	0	0	0	0	0	0	0	0	0	0
MARION SUPERIOR COURT, CIV. 4	0	0	0	0	0	0	0	0	0	0
MARION SUPERIOR COURT, CIV. 5	0	0	0	0	0	0	0	0	0	0
MARION SUPERIOR COURT, CIV. 6	0	0	0	0	0	0	0	0	0	0
MARION SUPERIOR COURT, CIV. 7	0	0	0	0	0	0	0	0	0	0
MARION SUPERIOR COURT, JUV. DIV	0	0	0	0	0	0	463	3,975	0	0
MARION SUPERIOR COURT, PROB.	0	0	0	0	0	0	0	0	0	0
MARION SUPERIOR COURT, CRIM. 1	307	0	46	0	0	0	0	0	0	0
MARION SUPERIOR COURT, CRIM. 2	300	0	77	0	0	0	0	0	0	0
MARION SUPERIOR COURT, CRIM. 3	350	0	117	0	0	0	0	0	0	0
MARION SUPERIOR COURT, CRIM. 4	330	0	130	0	0	0	0	0	0	0
MARION SUPERIOR COURT, CRIM. 5	341	0	14	0	0	0	0	0	0	0
MARION SUPERIOR COURT, CRIM. 6	337	0	26	0	0	0	0	0	0	0
MARION MUNICIPAL COURT 1	0	0	0	0	0	0	0	0	0	0
MARION MUNICIPAL COURT 2	0	0	0	0	0	0	0	0	0	0
MARION MUNICIPAL COURT 3	90	2,431	0	17	2	0	0	0	0	0
MARION MUNICIPAL COURT 4	1,254	9,993	0	1,570	226	0	0	0	0	0
MARION MUNICIPAL COURT 5	962	7,482	0	1,383	224	0	0	0	0	0
MARION MUNICIPAL COURT 6	1,378	565	0	102	13	0	0	0	0	0
MARION MUNICIPAL COURT 7	0	0	0	0	0	0	0	0	0	0
MARION MUNICIPAL COURT 8	0	0	0	0	0	0	0	0	0	0
MARION MUNICIPAL COURT 9	1,049	9,145	0	1,681	183	0	0	0	0	0
MARION MUNICIPAL COURT 10	1,480	11,804	0	2,260	398	0	0	0	0	0
MARION MUNICIPAL COURT 12	0	0	0	0	2,232	0	0	0	0	0
MARION MUNICIPAL COURT 13	244	3,528	0	21,338	16,548	0	0	0	0	0
MARION MUNICIPAL COURT 14	519	4,817	0	5,460	1,260	0	0	0	0	0
MARION MUNICIPAL COURT 15	1,517	605	0	108	19	0	0	0	0	0
MARION MUNICIPAL COURT 16	1	0	0	60,290	26,607	0	0	0	0	0
MARION MUNICIPAL COURT 17	23	1,392	0	1	1	0	0	0	0	0
TOTAL-COURTS OF RECORD:	10,482	51,762	410	94,210	47,713	0	463	3,975	2,232	0
CENTER TOWNSHIP	0	0	0	0	0	0	0	0	0	0
DECATUR TOWNSHIP DIVISION	0	0	0	0	0	0	0	0	0	0
LAWRENCE TOWNSHIP DIVISION	0	0	0	0	0	0	0	0	0	0
PERRY TOWNSHIP DIVISION	0	0	0	0	0	0	0	0	0	0
PIKE TOWNSHIP DIVISION	0	0	0	0	0	0	0	0	0	0
WARREN TOWNSHIP DIVISION	0	0	0	0	0	0	0	0	0	0
WASHINGTON TOWNSHIP DIVISION	0	0	0	0	0	0	0	0	0	0
WAYNE TOWNSHIP DIVISION	0	0	0	0	0	0	0	0	0	0
TOTAL-SMALL CLAIMS:	0	0	0	0	0	0	0	0	0	0
GRAND TOTAL:	10,482	51,762	410	94,210	47,713	0	463	3,975	2,232	0
<b>MARSHALL</b>										
MARSHALL CIRCUIT COURT	21	0	12	0	0	4	34	103	57	20
MARSHALL SUPERIOR COURT 1	108	0	45	0	0	0	0	0	3	2
MARSHALL COUNTY COURT	199	1,254	413	3,816	0	178	0	0	0	0
TOTAL-COURTS OF RECORD:	328	1,254	470	3,816	0	182	34	103	60	22
ARGOS TOWN COURT	0	0	0	1,066	0	0	0	0	0	0
TOTAL-CITY AND TOWN:	0	0	0	1,066	0	0	0	0	0	0
GRAND TOTAL:	328	1,254	470	4,882	0	182	34	103	60	22
<b>MARTIN</b>										
MARTIN CIRCUIT COURT	68	0	11	0	0	10	15	27	7	15

- - - CIVIL - - -

CP	SC	RCP	DR	RDR	MH	AD	ES	GU	TR	MI	TOTAL
835	0	208	874	983	0	0	0	0	0	0	2,900
753	0	90	913	744	0	0	0	0	0	0	2,500
785	0	111	947	1,821	0	0	0	0	0	0	3,664
731	0	114	899	599	0	0	0	0	0	0	2,343
776	0	117	903	700	0	0	0	0	0	0	2,496
0	0	0	0	0	0	0	0	0	0	0	4,438
674	0	0	0	0	4	498	1,616	795	38	0	3,625
0	0	0	0	0	0	0	0	0	0	0	353
0	0	0	0	0	0	0	0	0	0	0	377
0	0	0	0	0	0	0	0	0	0	0	467
0	0	0	0	0	0	0	0	0	0	0	460
0	0	0	0	0	0	0	0	0	0	0	355
0	0	0	0	0	0	0	0	0	0	0	363
2,192	0	2,038	0	0	0	0	0	0	0	0	4,230
2,185	0	1,815	0	0	0	0	0	0	0	0	4,000
0	0	0	0	0	789	0	0	0	0	0	3,329
0	0	0	0	0	0	0	0	0	0	0	13,043
0	0	0	0	0	0	0	0	0	0	0	10,051
0	0	0	0	0	0	0	0	0	0	0	2,058
2,231	0	0	0	0	0	0	0	0	0	0	2,231
2,195	0	1,488	0	0	0	0	0	0	0	0	3,683
0	0	0	0	0	0	0	0	0	0	0	12,058
0	0	0	0	0	0	0	0	0	0	0	15,942
1,901	0	27	0	0	0	0	0	0	0	0	4,160
0	0	0	0	0	0	0	0	0	0	0	41,658
0	0	0	0	0	0	0	0	0	0	0	12,056
0	0	0	0	0	0	0	0	0	0	0	2,249
0	0	0	0	0	0	0	0	0	0	0	86,898
0	0	0	0	0	0	0	0	0	0	0	1,417
17,663	0	6,531	7,122	8,322	793	498	1,616	795	38	714	255,339
0	6,702	1,656	0	0	0	0	0	0	0	683	9,041
0	6,806	3,399	0	0	0	0	0	0	0	28	10,233
0	3,232	466	0	0	0	0	0	0	0	28	3,726
0	8,619	2,456	0	0	0	0	0	0	0	0	11,075
0	9,511	5,491	0	0	0	0	0	0	0	0	15,002
0	16,628	4,506	0	0	0	0	0	0	0	0	21,134
0	6,263	1,549	0	0	0	0	0	0	0	0	7,812
0	4,012	1,127	0	0	0	0	0	0	0	108	5,247
0	61,773	20,650	0	0	0	0	0	0	0	847	83,270
17,663	61,773	27,181	7,122	8,322	793	498	1,616	795	38	1,561	338,609
146	0	63	183	266	15	25	78	23	2	29	1,081
52	0	19	159	176	8	6	63	10	0	4	655
59	1,024	617	0	0	2	0	0	0	0	0	7,562
257	1,024	699	342	442	25	31	141	33	2	33	9,298
0	0	0	0	0	0	0	0	0	0	0	1,066
0	0	0	0	0	0	0	0	0	0	0	1,066
257	1,024	699	342	442	25	31	141	33	2	33	10,364
48	0	6	73	23	15	5	34	10	1	42	410

## - - - C R I M I N A L - - -

	CF	CM	RGR	IF	OV	MC	JC	JD	JP	JM
<b>MARTIN</b>										
MARTIN CIRCUIT COURT CCF	0	232	14	801	19	0	0	0	0	0
TOTAL-COURTS OF RECORD:	68	232	25	801	19	10	15	27	7	15
LOGOOTEETEE CITY COURT	0	0	0	51	0	0	0	0	0	0
ABOLISHED 12/31/87										
TOTAL-CITY AND TOWN:	0	0	0	51	0	0	0	0	0	0
GRAND TOTAL:	68	232	25	852	19	10	15	27	7	15
<b>MIAMI</b>										
MIAMI CIRCUIT COURT	106	254	43	0	0	75	20	63	53	7
MIAMI SUPERIOR COURT	53	231	5	0	0	0	24	46	22	0
MIAMI SUPERIOR COURT CCF	0	0	0	495	0	0	0	0	0	0
TOTAL-COURTS OF RECORD:	159	485	48	495	0	75	44	109	75	7
PERU CITY COURT	0	0	0	174	0	0	0	0	0	0
BUNKER HILL TOWN COURT	0	0	0	2,109	58	0	0	0	0	0
TOTAL-CITY AND TOWN:	0	0	0	2,283	58	0	0	0	0	0
GRAND TOTAL:	159	485	48	2,778	58	75	44	109	75	7
<b>MONROE</b>										
MONROE CIRCUIT COURT	133	2	113	0	0	0	103	292	163	172
MONROE SUPERIOR COURT 1	122	4	134	0	0	0	0	0	0	0
MONROE SUPERIOR COURT 1 CCF	0	0	0	0	0	0	0	0	0	0
MONROE SUPERIOR COURT 2	132	4	100	0	0	0	0	0	0	0
MONROE SUPERIOR COURT 2 CCF	0	0	0	0	0	0	0	0	0	0
MONROE SUPERIOR COURT 3	128	6	139	0	0	0	0	0	0	0
MONROE SUPERIOR COURT 3 CCF	0	0	0	0	0	0	0	0	0	0
MONROE SUPERIOR COURT 4	0	0	0	0	0	0	0	0	0	0
MONROE SUPERIOR COURT 4 CCF	145	3,407	1,353	7,357	0	0	0	0	0	0
MONROE SUPERIOR COURT 5	0	0	0	0	0	0	0	0	0	0
MONROE SUPERIOR COURT 5 CCF	0	0	0	0	315	0	0	0	0	0
TOTAL-COURTS OF RECORD:	660	3,423	1,839	7,357	315	0	103	292	163	172
GRAND TOTAL:	660	3,423	1,839	7,357	315	0	103	292	163	172
<b>MONTGOMERY</b>										
MONTGOMERY CIRCUIT COURT	117	7	1	0	0	2	25	32	35	2
MONTGOMERY COUNTY COURT	31	866	32	109	0	0	0	0	0	0
TOTAL-COURTS OF RECORD:	148	873	33	109	0	2	25	32	35	2
CRAWFORDSVILLE CITY COURT	0	0	0	1,279	125	0	0	0	0	0
TOTAL-CITY AND TOWN:	0	0	0	1,279	125	0	0	0	0	0
GRAND TOTAL:	148	873	33	1,388	125	2	25	32	35	2
<b>MORGAN</b>										
MORGAN CIRCUIT COURT	185	7	50	0	0	8	100	229	70	12
MORGAN SUPERIOR COURT	55	249	116	0	0	5	0	0	0	0
MORGAN COUNTY COURT	55	874	364	22	0	0	0	0	0	0
TOTAL-COURTS OF RECORD:	295	1,130	530	22	0	13	100	229	70	12
MARTINSVILLE CITY COURT	0	234	0	1,123	0	0	0	0	0	0
MCORESVILLE TOWN COURT	0	255	0	3,921	0	0	0	0	0	0
TOTAL-CITY AND TOWN:	0	489	0	5,044	0	0	0	0	0	0
GRAND TOTAL:	295	1,619	530	5,066	0	13	100	229	70	12
<b>NEWTON</b>										
NEWTON CIRCUIT COURT	26	19	0	0	0	1	12	7	6	0



## - - - C I V I L - - -

CP	SC	RCP	DR	RDR	MH	AD	ES	GU	TR	MI	TOTAL
0	86	20	0	0	0	0	0	0	0	0	1,172
48	86	26	73	23	15	5	34	10	1	42	1,582
0	0	0	0	0	0	0	0	0	0	0	51
0	0	0	0	0	0	0	0	0	0	0	51
48	86	26	73	23	15	5	34	10	1	42	1,633
194	0	18	254	126	5	21	105	19	0	0	1,363
126	0	37	193	27	0	8	36	8	0	0	816
0	404	124	0	0	0	0	0	0	0	0	1,023
320	404	179	447	153	5	29	141	27	0	0	3,202
0	0	0	0	0	0	0	0	0	0	0	174
0	0	0	0	0	0	0	0	0	0	18	2,185
0	0	0	0	0	0	0	0	0	0	18	2,359
320	404	179	447	153	5	29	141	27	0	18	5,561
125	0	29	105	82	129	47	194	92	1	0	1,782
248	0	87	221	166	0	0	0	0	0	0	982
0	15	3	0	0	0	0	0	0	0	0	18
214	0	114	213	170	0	0	0	0	0	0	947
0	18	4	0	0	0	0	0	0	0	0	22
218	0	133	216	137	0	0	0	0	0	0	977
0	13	7	0	0	0	0	0	0	0	0	20
0	0	0	24	2	0	0	0	0	0	0	26
0	1	0	0	0	0	0	0	0	0	0	12,263
421	0	52	156	69	0	0	0	0	0	0	698
0	4,144	2,583	0	0	0	0	0	0	0	0	7,042
1,226	4,191	3,012	935	626	129	47	194	92	1	0	24,777
1,226	4,191	3,012	935	626	129	47	194	92	1	0	24,777
205	0	9	231	49	16	12	87	23	13	4	870
31	775	136	0	0	0	0	0	0	0	0	1,980
236	775	145	231	49	16	12	87	23	13	4	2,850
9	0	0	0	0	0	0	0	0	0	0	1,413
9	0	0	0	0	0	0	0	0	0	0	1,413
245	775	145	231	49	16	12	87	23	13	4	4,263
304	0	72	90	88	3	25	34	13	0	6	1,296
196	0	53	370	264	12	14	115	52	1	3	1,505
23	1,496	797	0	0	0	0	0	0	0	0	3,631
523	1,496	922	460	352	15	39	149	65	1	9	6,432
0	0	0	0	0	0	0	0	0	0	0	1,357
0	0	0	0	0	0	0	0	0	0	0	4,176
0	0	0	0	0	0	0	0	0	0	0	5,533
523	1,496	922	460	352	15	39	149	65	1	9	11,965
116	0	0	61	0	1	6	38	14	0	2	309

## - - - C R I M I N A L - - -

	CF	CM	RCR	IF	OV	MC	JC	JD	JP	JM
<b>NEWTON</b>										
NEWTON SUPERIOR COURT	0	0	0	0	0	0	0	0	0	0
NEWTON SUPERIOR COURT CCF	78	204	16	0	1,271	4	0	0	0	0
TOTAL-COURTS OF RECORD:	104	223	16	0	1,271	5	12	7	6	0
GRAND TOTAL:	104	223	16	0	1,271	5	12	7	6	0
<b>NOBLE</b>										
NOBLE CIRCUIT COURT	48	1	21	0	0	5	13	10	24	25
NOBLE SUPERIOR COURT	32	0	15	0	0	0	22	84	61	6
NOBLE COUNTY COURT	290	759	190	1,777	51	0	0	0	0	0
TOTAL-COURTS OF RECORD:	370	760	226	1,777	51	5	35	94	85	31
CROMWELL TOWN COURT	0	0	0	1,322	0	0	0	0	0	0
TOTAL-CITY AND TOWN:	0	0	0	1,322	0	0	0	0	0	0
GRAND TOTAL:	370	760	226	3,099	51	5	35	94	85	31
<b>OHIO</b>										
OHIO CIRCUIT COURT	2	0	0	0	0	0	3	15	1	0
OHIO SUPERIOR COURT	39	141	17	0	0	0	0	0	0	0
OHIO SUPERIOR COURT CCF	0	0	0	144	0	0	0	0	0	0
TOTAL-COURTS OF RECORD:	41	141	17	144	0	0	3	15	1	0
GRAND TOTAL:	41	141	17	144	0	0	3	15	1	0
<b>ORANGE</b>										
ORANGE CIRCUIT COURT	78	12	5	0	0	52	17	43	20	17
ORANGE COUNTY COURT	51	762	0	1,086	0	0	0	0	0	0
TOTAL-COURTS OF RECORD:	129	774	5	1,086	0	52	17	43	20	17
GRAND TOTAL:	129	774	5	1,086	0	52	17	43	20	17
<b>OWEN</b>										
OWEN CIRCUIT COURT	97	323	225	0	0	10	14	63	17	4
OWEN CIRCUIT COURT CCF	0	13	0	1,364	0	0	0	0	0	0
TOTAL-COURTS OF RECORD:	97	336	225	1,364	0	10	14	63	17	4
GRAND TOTAL:	97	336	225	1,364	0	10	14	63	17	4
<b>PARKE</b>										
PARKE CIRCUIT COURT	100	0	0	0	0	6	10	20	17	0
PARKE CIRCUIT COURT CCF	0	587	0	1,120	0	0	0	0	0	0
TOTAL-COURTS OF RECORD:	100	587	0	1,120	0	6	10	20	17	0
GRAND TOTAL:	100	587	0	1,120	0	6	10	20	17	0
<b>PERRY</b>										
PERRY CIRCUIT COURT	58	328	29	0	0	0	9	9	21	0
PERRY CIRCUIT COURT CCF	0	0	0	1,489	0	0	0	0	0	0
TOTAL-COURTS OF RECORD:	58	328	29	1,489	0	0	9	9	21	0
CANNELTON CITY COURT	0	2	0	13	0	0	0	0	0	0
ABOLISHED 12/31/87										
TFLL CITY CITY COURT	0	284	0	296	11	0	0	0	0	0
TOTAL-CITY AND TOWN:	0	286	0	309	11	0	0	0	0	0
GRAND TOTAL:	58	614	29	1,798	11	0	9	9	21	0
<b>PIKE</b>										
PIKE CIRCUIT COURT	46	0	18	0	0	21	8	5	19	12
PIKE CIRCUIT COURT CCF	32	271	31	597	0	148	0	0	0	0



## - - - C R I M I N A L - - -

	CF	CM	RGR	IF	OV	MC	JC	JD	JP	JM
<b>PIKE</b>										
TOTAL-COURTS OF RECORD:	78	271	49	597	0	169	8	5	19	12
GRAND TOTAL:	78	271	49	597	0	169	8	5	19	12
<b>PORTER</b>										
PORTER CIRCUIT COURT	153	0	103	0	0	16	294	427	194	7
PORTER CIR & SUP 1 AND 2										
PORTER SUPERIOR COURT 3	165	1,394	535	0	0	0	0	0	0	0
PORTER SUPERIOR COURT 3 CCF	0	0	0	5,690	74	0	0	0	0	0
PORTER COUNTY COURT	106	1,136	58	6,421	234	31	0	0	0	0
TOTAL-COURTS OF RECORD:	424	2,530	696	12,111	308	47	294	427	194	7
CHESTERTON TOWN COURT	0	189	0	826	198	22	0	0	0	0
TOTAL-CITY AND TOWN:	0	189	0	826	198	22	0	0	0	0
GRAND TOTAL:	424	2,719	696	12,937	506	69	294	427	194	7
<b>POSEY</b>										
POSEY CIRCUIT COURT	61	2	12	0	0	26	5	46	10	46
POSEY COUNTY COURT	46	626	69	1,637	33	0	0	0	0	0
TOTAL-COURTS OF RECORD:	107	628	81	1,637	33	26	5	46	10	46
GRAND TOTAL:	107	628	81	1,637	33	26	5	46	10	46
<b>PULASKI</b>										
PULASKI CIRCUIT COURT	23	3	21	0	0	10	3	25	13	23
PULASKI COUNTY COURT	43	335	51	652	0	0	0	0	0	0
TOTAL-COURTS OF RECORD:	66	338	72	652	0	10	3	25	13	23
GRAND TOTAL:	66	338	72	652	0	10	3	25	13	23
<b>PUTNAM</b>										
PUTNAM CIRCUIT COURT	30	0	6	0	0	4	16	98	30	13
PUTNAM COUNTY COURT	124	545	94	2,492	0	2	0	0	0	0
TOTAL-COURTS OF RECORD:	154	545	100	2,492	0	6	16	98	30	13
GRAND TOTAL:	154	545	100	2,492	0	6	16	98	30	13
<b>RANDOLPH</b>										
RANDOLPH CIRCUIT COURT	31	3	11	0	0	4	45	76	26	29
RANDOLPH COUNTY COURT	60	233	4	0	0	0	0	0	0	0
TOTAL-COURTS OF RECORD:	91	236	15	0	0	4	45	76	26	29
WINCHESTER CITY COURT	0	247	0	2,405	40	0	0	0	0	0
UNION CITY COURT	0	133	3	155	23	0	0	0	0	0
TOTAL-CITY AND TOWN:	0	380	3	2,560	63	0	0	0	0	0
GRAND TOTAL:	91	616	18	2,560	63	4	45	76	26	29
<b>RIPLEY</b>										
RIPLEY CIRCUIT COURT	95	55	33	0	0	3	7	24	25	116
RIPLEY CIRCUIT COURT CCF	0	0	0	0	0	0	0	0	0	0
TOTAL-COURTS OF RECORD:	95	55	33	0	0	3	7	24	25	116
BATESVILLE CITY COURT	0	429	0	1,795	72	0	0	0	0	0
VERSAILLES CITY COURT	0	342	0	1,193	0	0	0	0	0	0
TOTAL-CITY AND TOWN:	0	771	0	2,988	72	0	0	0	0	0
GRAND TOTAL:	95	826	33	2,988	72	3	7	24	25	116
<b>RUSH</b>										
RUSH CIRCUIT COURT	54	4	9	0	0	0	8	21	22	48

- - - CIVIL - - -

CP	SC	RCP	DR	RDR	MH	AD	ES	GU	TR	MI	TOTAL
85	125	56	124	96	6	4	45	14	0	16	1,779
85	125	56	124	96	6	4	45	14	0	16	1,779
1,609	0	476	877	1,013	158	90	292	138	2	252	6,101
43	0	0	23	3	0	0	0	0	0	0	2,163
0	1,648	1,099	0	0	0	0	0	0	0	0	8,511
57	1,431	487	0	0	0	0	0	0	0	0	9,961
1,709	3,079	2,062	900	1,016	158	90	292	138	2	252	26,736
0	0	0	0	0	0	0	0	0	0	0	1,235
0	0	0	0	0	0	0	0	0	0	0	1,235
1,709	3,079	2,062	900	1,016	158	90	292	138	2	252	27,971
109	0	21	198	108	9	8	100	20	0	0	781
5	239	62	0	0	0	0	0	0	0	0	2,717
114	239	83	198	108	9	8	100	20	0	0	3,498
114	239	83	198	108	9	8	100	20	0	0	3,498
137	0	56	72	76	12	7	64	23	0	3	571
6	296	89	0	0	0	0	0	0	0	0	1,472
143	296	145	72	76	12	7	64	23	0	3	2,043
143	296	145	72	76	12	7	64	23	0	3	2,043
167	0	20	229	209	15	30	96	43	2	60	1,068
73	1,271	439	0	0	0	0	0	0	0	7	5,047
240	1,271	459	229	209	15	30	96	43	2	67	6,115
240	1,271	459	229	209	15	30	96	43	2	67	6,115
110	0	20	238	166	30	20	113	24	0	345	1,291
27	799	372	0	0	0	0	0	0	0	6	1,501
137	799	392	238	166	30	20	113	24	0	351	2,792
0	0	0	0	0	0	0	0	0	0	0	2,692
0	0	0	0	0	0	0	0	0	0	0	314
0	0	0	0	0	0	0	0	0	0	0	3,006
137	799	392	238	166	30	20	113	24	0	351	5,798
194	0	61	153	110	15	14	69	33	0	5	1,012
0	513	327	0	0	0	0	0	0	0	0	840
194	513	388	153	110	15	14	69	33	0	5	1,852
144	0	24	0	0	0	0	0	0	0	0	2,464
0	0	0	0	0	0	0	0	0	0	0	1,535
144	0	24	0	0	0	0	0	0	0	0	3,999
338	513	412	153	110	15	14	69	33	0	5	5,851
87	0	53	150	39	2	10	87	28	0	14	636

## - - - CRIMINAL - - -

	CF	CM	RCR	IF	OV	MC	JC	JD	JP	JM
<b>RUSH</b>										
RUSH COUNTY COURT	75	443	21	1,199	0	2	0	0	0	0
TOTAL-COURTS OF RECORD:	129	447	30	1,199	0	2	8	21	22	48
GRAND TOTAL:	129	447	30	1,199	0	2	8	21	22	48
<b>ST. JOSEPH</b>										
ST. JOSEPH CIRCUIT COURT	10	0	0	0	0	0	0	0	0	0
ST. JOSEPH SUPERIOR COURT	626	0	322	0	0	2	0	0	0	0
ST. JOSEPH SUPERIOR COURT CCF	0	8,608	0	29,968	1	0	0	0	0	0
ST. JOSEPH PROBATE COURT	0	0	0	0	0	0	262	735	1,084	160
TOTAL-COURTS OF RECORD:	636	8,608	322	29,968	1	2	262	735	1,084	160
WALKERTON TOWN COURT	0	210	0	784	14	0	0	0	0	0
TOTAL-CITY AND TOWN:	0	210	0	784	14	0	0	0	0	0
GRAND TOTAL:	636	8,818	322	30,752	15	2	262	735	1,084	160
<b>SCOTT</b>										
SCOTT CIRCUIT COURT	23	0	7	0	0	1	13	27	42	120
SCOTT COUNTY COURT	105	1,094	11	2,080	8	0	0	0	0	0
TOTAL-COURTS OF RECORD:	128	1,094	18	2,080	8	1	13	27	42	120
GRAND TOTAL:	128	1,094	18	2,080	8	1	13	27	42	120
<b>SHELBY</b>										
SHELBY CIRCUIT COURT	6	1	0	0	0	0	0	0	0	0
SHELBY SUPERIOR COURT	125	1	24	0	0	20	22	85	22	67
SHELBY COUNTY COURT	188	1,188	210	2,719	0	21	0	0	0	0
TOTAL-COURTS OF RECORD:	319	1,190	234	2,719	0	41	22	85	22	67
GRAND TOTAL:	319	1,190	234	2,719	0	41	22	85	22	67
<b>SPENCER</b>										
SPENCER CIRCUIT COURT	68	0	4	0	0	0	4	14	6	0
SPENCER CIRCUIT COURT CCF	0	515	0	3,160	0	0	0	0	0	0
TOTAL-COURTS OF RECORD:	68	515	4	3,160	0	0	4	14	6	0
ROCKPORT CITY COURT	0	48	0	0	0	0	0	0	0	0
2, 3 & 4 QUARTERS AVERAGED										
TOTAL-CITY AND TOWN:	0	48	0	0	0	0	0	0	0	0
GRAND TOTAL:	68	563	4	3,160	0	0	4	14	6	0
<b>STARKE</b>										
STARKE CIRCUIT COURT	161	2	11	0	0	1	5	46	31	0
STARKE CIRCUIT COURT CCF	0	0	0	0	0	0	0	0	0	0
TOTAL-COURTS OF RECORD:	161	2	11	0	0	1	5	46	31	0
KNOX CITY COURT	0	724	0	2,618	0	0	0	0	0	0
TOTAL-CITY AND TOWN:	0	724	0	2,618	0	0	0	0	0	0
GRAND TOTAL:	161	726	11	2,618	0	1	5	46	31	0
<b>STEBEN</b>										
STEBEN CIRCUIT COURT	58	20	20	0	0	3	34	54	33	12
STEBEN SUPERIOR COURT	176	0	35	0	0	0	0	0	0	0
STEBEN SUPERIOR COURT CCF	0	786	0	1,466	0	6	0	0	0	0
TOTAL-COURTS OF RECORD:	234	806	55	1,466	0	9	34	54	33	12
FREMONT TOWN COURT	0	156	0	4,315	185	13	0	0	0	0
TOTAL-CITY AND TOWN:	0	156	0	4,315	185	13	0	0	0	0
GRAND TOTAL:	234	962	55	5,781	185	22	34	54	33	12
<b>SULLIVAN</b>										
SULLIVAN CIRCUIT COURT	43	0	0	0	0	0	14	22	9	1

## - - - CIVIL - - -

CP	SC	RCP	DR	RDR	MH	AD	ES	GU	TR	MI	TOTAL
20	555	158	0	0	0	0	0	0	0	1	2,474
107	555	211	150	39	2	10	87	28	0	15	3,110
107	555	211	150	39	2	10	87	28	0	15	3,110
1,640	0	1,090	864	147	0	0	48	14	0	246	4,059
1,047	0	367	679	1,254	151	0	127	23	0	83	4,681
0	8,763	5,543	0	0	0	0	0	0	0	0	52,883
55	0	0	0	0	0	124	688	252	0	0	3,360
2,742	8,763	7,000	1,543	1,401	151	124	863	289	0	329	64,983
0	0	0	0	0	0	0	0	0	0	0	1,008
0	0	0	0	0	0	0	0	0	0	0	1,008
2,742	8,763	7,000	1,543	1,401	151	124	863	289	0	329	65,991
157	0	31	302	162	58	9	59	27	0	199	1,237
65	340	92	0	0	0	0	0	0	0	0	3,795
222	340	123	302	162	58	9	59	27	0	199	5,032
222	340	123	302	162	58	9	59	27	0	199	5,032
189	0	36	209	310	5	18	148	37	3	7	969
107	0	16	157	90	20	16	19	25	0	8	824
91	2,427	901	0	0	0	0	0	0	0	0	7,745
387	2,427	953	366	400	25	34	167	62	3	15	9,538
387	2,427	953	366	400	25	34	167	62	3	15	9,538
152	0	22	167	24	4	8	78	19	0	0	570
0	224	36	0	0	0	0	0	0	0	0	3,935
152	224	58	167	24	4	8	78	19	0	0	4,505
0	0	0	0	0	0	0	0	0	0	0	48
0	0	0	0	0	0	0	0	0	0	0	48
152	224	58	167	24	4	8	78	19	0	0	4,553
382	0	431	182	204	0	12	67	18	0	2	1,555
0	293	115	0	0	0	0	0	0	0	0	408
382	293	546	182	204	0	12	67	18	0	2	1,963
0	0	0	0	0	0	0	0	0	0	0	3,342
0	0	0	0	0	0	0	0	0	0	0	3,342
382	293	546	182	204	0	12	67	18	0	2	5,305
132	0	40	103	227	3	19	88	31	0	38	915
108	0	19	110	4	2	0	0	0	0	4	458
0	785	153	0	0	0	0	0	0	0	0	3,196
240	785	212	213	231	5	19	88	31	0	42	4,569
0	0	0	0	0	0	0	0	0	0	0	4,669
0	0	0	0	0	0	0	0	0	0	0	4,669
240	785	212	213	231	5	19	88	31	0	42	9,238
163	0	5	137	20	11	8	100	30	0	0	563

## - - - C R I M I N A L - - -

	CF	CM	RCR	IF	OV	MC	JC	JD	JP	JM
<b>SULLIVAN</b>										
SULLIVAN COUNTY COURT	37	460	12	2,046	1	3	0	0	0	0
TOTAL-COURTS OF RECORD:	80	460	12	2,046	1	3	14	22	9	1
GRAND TOTAL:	80	460	12	2,046	1	3	14	22	9	1
<b>SWITZERLAND</b>										
SWITZERLAND CIRCUIT COURT	45	167	12	0	0	4	4	28	6	44
SWITZERLAND CIR & SUP										
SWITZERLAND CIRCUIT COURT CCF	0	0	0	216	0	0	0	0	0	0
SWITZERLAND CIR & SUP										
TOTAL-COURTS OF RECORD:	45	167	12	216	0	4	4	28	6	44
GRAND TOTAL:	45	167	12	216	0	4	4	28	6	44
<b>TIPPECANOE</b>										
TIPPECANOE CIRCUIT COURT	0	0	0	0	0	0	2	0	8	0
TIPPECANOE SUPERIOR COURT 1	109	0	71	0	0	0	0	0	0	0
TIPPECANOE SUPERIOR COURT 2	0	0	5	0	0	0	0	0	0	0
TIPPECANOE SUPERIOR COURT 3	0	1	0	0	0	0	180	334	163	401
TIPPECANOE COUNTY COURT 1	124	0	0	20	10	0	0	0	0	0
TIPPECANOE COUNTY COURT 2	826	2,368	0	5,011	725	153	0	0	0	0
TOTAL-COURTS OF RECORD:	1,059	2,369	76	5,031	735	153	182	334	171	401
WEST LAFAYETTE CITY COURT	0	57	0	2,575	224	0	0	0	0	0
TOTAL-CITY AND TOWN:	0	57	0	2,575	224	0	0	0	0	0
GRAND TOTAL:	1,059	2,426	76	7,506	959	153	182	334	171	401
<b>TIPTON</b>										
TIPTON CIRCUIT COURT	69	105	8	0	0	6	8	15	7	0
TIPTON CIRCUIT COURT CCF	0	0	0	0	0	0	0	0	0	0
TOTAL-COURTS OF RECORD:	69	105	8	0	0	6	8	15	7	0
TIPTON CITY COURT	0	259	0	1,414	3	0	0	0	0	0
SHARPSVILLE TOWN COURT	0	43	0	1,601	0	0	0	0	0	0
TOTAL-CITY AND TOWN:	0	302	0	3,015	3	0	0	0	0	0
GRAND TOTAL:	69	407	8	3,015	3	6	8	15	7	0
<b>UNION</b>										
UNION CIRCUIT COURT	31	269	0	0	0	1	0	0	0	0
UNION CIRCUIT COURT CCF	31	269	0	1,091	0	1	0	0	0	0
TOTAL-COURTS OF RECORD:	62	538	0	1,091	0	2	0	0	0	0
GRAND TOTAL:	62	538	0	1,091	0	2	0	0	0	0
<b>VANDERBURGH</b>										
VANDERBURGH CIRCUIT COURT	832	0	348	0	0	0	0	0	0	0
2, 3 & 4 QUARTERS AVERAGED										
VANDERBURGH SUPERIOR COURT	0	0	0	0	0	0	156	422	456	198
JUVENILE										
VANDERBURGH SUPERIOR COURT CCF	0	0	0	0	430	0	0	0	0	0
VANDERBURGH SUPERIOR COURT	493	0	3	0	0	0	0	0	0	0
VANDERBURGH SUPERIOR COURT CCF	976	3,637	0	13,719	0	0	0	0	0	0
MISDEMEANOR										
TOTAL-COURTS OF RECORD:	2,301	3,637	351	13,719	430	0	156	422	456	198
GRAND TOTAL:	2,301	3,637	351	13,719	430	0	156	422	456	198
<b>VERMILLION</b>										
VERMILLION CIRCUIT COURT	99	0	27	0	0	0	10	22	19	0



## - - - CIVIL - - -

CP	SC	RCP	DR	RDR	MH	AD	ES	GU	TR	MI	TOTAL
25	548	201	0	0	0	0	0	0	0	47	3,380
188	548	206	137	20	11	8	100	30	0	47	3,943
188	548	206	137	20	11	8	100	30	0	47	3,943
46	0	3	62	13	5	2	33	18	0	1	493
0	123	23	0	0	1	0	0	0	0	24	387
46	123	26	62	13	6	2	33	18	0	25	880
46	123	26	62	13	6	2	33	18	0	25	880
469	0	31	157	4	66	55	390	139	2	54	1,377
87	0	44	374	278	19	0	0	0	0	0	982
71	0	12	296	193	17	0	0	0	0	0	594
0	0	0	15	93	0	0	0	0	0	0	1,187
497	5,177	2,821	0	0	0	0	0	0	0	0	8,649
0	0	0	0	0	0	0	0	0	0	0	9,083
1,124	5,177	2,908	842	568	102	55	390	139	2	54	21,872
0	0	0	0	0	0	0	0	0	0	0	2,856
0	0	0	0	0	0	0	0	0	0	0	2,856
1,124	5,177	2,908	842	568	102	55	390	139	2	54	24,728
130	0	16	115	67	14	4	72	23	1	2	662
0	150	0	0	0	0	0	0	0	0	0	150
130	150	16	115	67	14	4	72	23	1	2	812
0	0	0	0	0	0	0	0	0	0	0	1,676
0	0	0	0	0	0	0	0	0	0	0	1,644
0	0	0	0	0	0	0	0	0	0	0	3,320
130	150	16	115	67	14	4	72	23	1	2	4,132
37	0	20	52	24	0	0	25	12	0	6	477
17	111	6	0	0	0	0	0	0	0	0	1,526
54	111	26	52	24	0	0	25	12	0	6	2,003
54	111	26	52	24	0	0	25	12	0	6	2,003
404	0	60	0	0	0	0	0	0	0	0	1,644
21	0	0	0	0	0	116	354	197	5	0	1,925
0	8,625	3,731	0	0	0	0	0	0	0	0	12,786
1,439	0	393	1,572	889	228	0	0	0	0	0	5,017
0	0	0	0	0	0	0	0	0	0	0	18,332
1,864	8,625	4,184	1,572	889	228	116	354	197	5	0	39,704
1,864	8,625	4,184	1,572	889	228	116	354	197	5	0	39,704
107	0	33	92	88	0	11	82	28	0	0	618

## - - - C R I M I N A L - - -

	CF	CM	RCR	IF	OV	MC	JC	JD	JP	JM
<b>VERMILLION</b>										
VERMILLION CIRCUIT COURT CCF	0	309	17	406	0	0	0	0	0	0
TOTAL-COURTS OF RECORD:	99	309	44	406	0	0	10	22	19	0
CLINTON CITY COURT	0	18	0	2,349	100	0	0	0	0	0
TOTAL-CITY AND TOWN:	0	18	0	2,349	100	0	0	0	0	0
GRAND TOTAL:	99	327	44	2,755	100	0	10	22	19	0
<b>VIGO</b>										
VIGO CIRCUIT COURT	121	17	62	0	0	16	51	383	256	27
VIGO SUPERIOR COURT 1	77	13	23	0	0	68	0	0	0	0
VIGO SUPERIOR COURT 2	0	0	0	0	0	0	0	0	0	0
VIGO COUNTY COURT - DIV. 4	0	2	1	0	0	0	0	0	0	0
VIGO COUNTY COURT - DIV. 5	445	1,105	295	22	0	267	0	0	0	0
TOTAL-COURTS OF RECORD:	643	1,137	381	22	0	351	51	383	256	27
TERRE HAUTE CITY COURT	0	2,775	0	8,265	7	0	0	0	0	0
TOTAL-CITY AND TOWN:	0	2,775	0	8,265	7	0	0	0	0	0
GRAND TOTAL:	643	3,912	381	8,287	7	351	51	383	256	27
<b>WABASH</b>										
WABASH CIRCUIT COURT	82	0	8	0	0	0	37	140	26	3
WABASH COUNTY COURT	58	1,339	198	1,969	0	0	0	0	0	0
TOTAL-COURTS OF RECORD:	140	1,339	206	1,969	0	0	37	140	26	3
WABASH CITY COURT	0	0	0	0	0	0	0	0	0	0
NORTH MANCHESTER TOWN COURT	0	0	0	130	0	0	0	0	0	0
TOTAL-CITY AND TOWN:	0	0	0	130	0	0	0	0	0	0
GRAND TOTAL:	140	1,339	206	2,099	0	0	37	140	26	3
<b>WARREN</b>										
WARREN CIRCUIT COURT	69	0	9	0	0	3	4	27	11	9
WARREN CIRCUIT COURT CCF	0	175	2	1,206	1	2	0	0	0	0
TOTAL-COURTS OF RECORD:	69	175	11	1,206	1	5	4	27	11	9
GRAND TOTAL:	69	175	11	1,206	1	5	4	27	11	9
<b>WARRICK</b>										
WARRICK CIRCUIT COURT	74	0	12	0	0	0	24	39	73	0
WARRICK SUPERIOR COURT	81	0	25	0	0	60	0	5	3	0
WARRICK SUPERIOR COURT CCF	0	1,243	0	4,495	0	0	0	0	0	0
TOTAL-COURTS OF RECORD:	155	1,243	37	4,495	0	60	24	44	76	0
GRAND TOTAL:	155	1,243	37	4,495	0	60	24	44	76	0
<b>WASHINGTON</b>										
WASHINGTON CIRCUIT COURT	140	448	153	0	0	4	36	84	28	90
WASHINGTON CIRCUIT COURT CCF	0	0	0	93	0	0	0	0	0	0
WASHINGTON SUPERIOR COURT	0	0	0	0	0	0	0	0	0	0
WASHINGTON SUPERIOR COURT CCF	127	139	38	1	0	0	0	0	0	0
TOTAL-COURTS OF RECORD:	267	587	191	94	0	4	36	84	28	90
SALEM CITY COURT	0	12	0	790	0	12	0	0	0	0
TOTAL-CITY AND TOWN:	0	12	0	790	0	12	0	0	0	0
GRAND TOTAL:	267	599	191	884	0	16	36	84	28	90
<b>WAYNE</b>										
WAYNE CIRCUIT COURT	107	7	28	0	0	66	24	40	5	25
WAYNE SUPERIOR COURT 1	100	5	45	0	0	33	20	22	0	20

## - - - CIVIL - - -

CP	SC	RCP	DR	RDR	MH	AD	ES	GU	TR	MI	TOTAL
0	294	146	0	0	0	0	0	0	0	0	1,172
107	294	179	92	88	0	11	82	28	0	0	1,790
0	0	0	0	0	0	0	0	0	0	0	2,467
0	0	0	0	0	0	0	0	0	0	0	2,467
107	294	179	92	88	0	11	82	28	0	0	4,257
111	0	30	374	115	1	43	241	78	0	84	2,010
347	0	68	276	157	0	0	0	0	0	13	1,042
134	0	13	433	225	116	0	128	40	0	160	1,249
581	2,529	2,305	0	0	0	0	0	0	0	2	5,420
48	860	463	0	0	0	0	0	0	0	0	3,505
1,221	3,389	2,879	1,083	497	117	43	369	118	0	259	13,226
0	0	0	0	0	0	0	0	0	0	0	11,047
0	0	0	0	0	0	0	0	0	0	0	11,047
1,221	3,389	2,879	1,083	497	117	43	369	118	0	259	24,273
249	0	47	185	200	7	22	127	47	1	2	1,183
44	1,093	1,145	0	0	0	0	0	0	0	0	5,846
293	1,093	1,192	185	200	7	22	127	47	1	2	7,029
1,501	0	326	0	0	0	0	0	0	0	0	1,827
0	0	0	0	0	0	0	0	0	0	0	130
1,501	0	326	0	0	0	0	0	0	0	0	1,957
1,794	1,093	1,518	185	200	7	22	127	47	1	2	8,986
60	0	14	46	57	2	4	37	19	0	13	384
1	71	13	0	0	0	0	0	0	0	0	1,471
61	71	27	46	57	2	4	37	19	0	13	1,855
61	71	27	46	57	2	4	37	19	0	13	1,855
188	0	15	310	195	43	19	77	44	0	0	1,113
107	0	35	122	78	0	8	25	13	0	0	562
0	905	423	0	0	0	0	0	0	0	198	7,264
295	905	473	432	273	43	27	102	57	0	198	8,939
295	905	473	432	273	43	27	102	57	0	198	8,939
127	0	75	1	87	17	10	102	28	0	4	1,434
0	19	86	0	0	0	0	0	0	0	0	198
93	0	34	190	84	0	0	0	0	0	0	401
0	496	357	0	0	0	0	0	0	0	0	1,158
220	515	552	191	171	17	10	102	28	0	4	3,191
0	0	0	0	0	0	0	0	0	0	0	814
0	0	0	0	0	0	0	0	0	0	0	814
220	515	552	191	171	17	10	102	28	0	4	4,005
190	0	48	279	102	59	10	74	17	0	47	1,128
189	0	66	210	89	41	14	218	31	1	33	1,137

## - - - C R I M I N A L - - -

	CF	CM	RCR	IF	OV	MC	JC	JD	JP	JM
<b>WAYNE</b>										
WAYNE SUPERIOR COURT 2	62	0	52	0	0	40	30	42	100	31
WAYNE SUPERIOR COURT 3 CCF	198	2,501	0	8,902	370	405	0	0	0	0
TOTAL-COURTS OF RECORD:	467	2,513	125	8,902	370	544	74	104	105	76
HAGERSTOWN TOWN COURT	0	28	0	472	3	0	0	0	0	0
TOTAL-CITY AND TOWN:	0	28	0	472	3	0	0	0	0	0
GRAND TOTAL:	467	2,541	125	9,374	373	544	74	104	105	76
<b>WELLS</b>										
WELLS CIRCUIT COURT	18	3	8	0	0	12	24	19	19	68
WELLS SUPERIOR COURT	3	0	0	0	0	0	0	0	0	0
WELLS SUPERIOR COURT CCF	95	419	151	251	1	1	0	0	0	0
TOTAL-COURTS OF RECORD:	116	422	159	251	1	13	24	19	19	68
BLUFFTON CITY COURT	0	0	0	1,918	13	0	0	0	0	0
TOTAL-CITY AND TOWN:	0	0	0	1,918	13	0	0	0	0	0
GRAND TOTAL:	116	422	159	2,169	14	13	24	19	19	68
<b>WHITE</b>										
WHITE CIRCUIT COURT	2	0	14	0	0	0	23	55	9	0
WHITE SUPERIOR COURT	77	0	13	0	0	0	0	0	0	0
WHITE SUPERIOR COURT CCF	0	386	58	1,602	12	0	0	0	0	0
TOTAL-COURTS OF RECORD:	79	386	85	1,602	12	0	23	55	9	0
MONON TOWN COURT	0	0	0	8	0	0	0	0	0	0
2, 3 & 4 QUARTERS AVERAGED										
TOTAL-CITY AND TOWN:	0	0	0	8	0	0	0	0	0	0
GRAND TOTAL:	79	386	85	1,610	12	0	23	55	9	0
<b>WHITLEY</b>										
WHITLEY CIRCUIT COURT	5	0	5	0	0	0	8	52	14	0
WHITLEY SUPERIOR COURT	0	0	0	0	0	0	0	0	0	0
WHITLEY SUPERIOR COURT CCF	123	504	191	2,600	0	0	0	0	0	0
TOTAL-COURTS OF RECORD:	128	504	196	2,600	0	0	8	52	14	0
GRAND TOTAL:	128	504	196	2,600	0	0	8	52	14	0

## - - - CIVIL - - -

CP	SC	RCP	DR	RDR	MH	AD	ES	CU	TR	MI	TOTAL
87	0	15	206	104	20	11	40	13	0	15	868
109	1,498	911	0	0	0	0	0	0	0	1,053	15,947
575	1,498	1,040	695	295	120	35	332	61	1	1,148	19,080
0	0	0	0	0	0	0	0	0	0	0	503
0	0	0	0	0	0	0	0	0	0	0	503
575	1,498	1,040	695	295	120	35	332	61	1	1,148	19,583
71	0	16	97	320	13	6	115	29	0	30	868
82	0	43	85	7	2	0	0	0	0	28	250
0	574	276	0	0	0	0	0	0	0	0	1,768
153	574	335	182	327	15	6	115	29	0	58	2,886
0	0	0	0	0	0	0	0	0	0	0	1,931
0	0	0	0	0	0	0	0	0	0	0	1,931
153	574	335	182	327	15	6	115	29	0	58	4,817
154	0	64	177	169	0	15	105	18	2	13	820
36	0	8	0	0	0	0	0	0	0	0	134
0	476	316	0	0	0	0	0	0	0	38	2,888
190	476	388	177	169	0	15	105	18	2	51	3,842
0	0	0	0	0	0	0	0	0	0	0	8
0	0	0	0	0	0	0	0	0	0	0	8
190	476	388	177	169	0	15	105	18	2	51	3,850
109	0	23	170	114	5	14	111	25	0	3	658
39	0	15	47	8	0	0	0	0	0	0	109
0	768	267	0	0	0	0	0	0	0	0	4,453
148	768	305	217	122	5	14	111	25	0	3	5,220
148	768	305	217	122	5	14	111	25	0	3	5,220

NEW FILINGS

- - - CRIMINAL - - -

	CF	CM	RCR	IF	OV	MC	JC	JD	JP	JM
TOTALS FOR SUPERIOR AND CIRCUIT COURTS	16,905	12,004	6,859	0	0	1,321	4,809	15,985	12,489	8,012
TOTALS FOR COUNTY, MUNICIPAL COURTS AND CCF	19,687	140,292	6,696	383,637	56,589	1,628	0	0	0	0
TOTALS FOR SMALL CLAIM COURTS	0	0	0	0	0	0	0	0	0	0
TOTALS FOR CITY & TOWN COURTS	0	34,322	626	128,023	13,817	1,534	0	0	0	0
TOTALS FOR ALL COURTS	36,592	186,618	14,181	511,660	70,406	4,483	4,809	15,985	12,489	8,012

## NEW FILINGS

PAGE 69

- - - CIVIL - - -

CP	SC	RCP	DR	RDR	MH	AD	ES	GU	TR	MI	TOTAL
49,417	0	15,457	46,106	34,865	4,074	3,082	17,053	6,098	211	5,507	260,254
15,991	129,800	77,554	0	0	823	0	0	0	0	2,108	834,805
0	61,773	20,650	0	0	0	0	0	0	0	847	83,270
16,209	0	3,788	0	0	0	0	0	0	0	161	198,480
81,617	191,573	117,449	46,106	34,865	4,897	3,082	17,053	6,098	211	8,623	1,376,809

- - - C R I M I N A L - - -

	CF	CM	RCR	IF	OV	MC	JC	JD	JP	JM
<b>ADAMS</b>										
ADAMS CIRCUIT COURT	17	0	28	0	0	1	48	64	43	40
ADAMS SUPERIOR COURT	94	392	215	0	0	0	0	0	0	0
ADAMS SUPERIOR COURT CCF	0	0	0	2,059	20	0	0	0	0	0
TOTAL-COURTS OF RECORD:	111	392	243	2,059	20	1	48	64	43	40
GRAND TOTAL:	111	392	243	2,059	20	1	48	64	43	40
<b>ALLEN</b>										
ALLEN CIRCUIT COURT	237	0	33	0	0	0	0	0	0	0
ALLEN SUPERIOR COURT	685	0	175	0	0	0	212	541	773	2,103
ALLEN SUPERIOR COURT CCF	0	7,719	0	19,863	0	0	0	0	0	0
TOTAL-COURTS OF RECORD:	922	7,719	208	19,863	0	0	212	541	773	2,103
GRAND TOTAL:	922	7,719	208	19,863	0	0	212	541	773	2,103
<b>BARTHOLOMEW</b>										
BARTHOLOMEW CIRCUIT COURT	149	2	58	0	0	9	85	104	121	360
BARTHOLOMEW SUPERIOR COURT 1	66	0	30	0	0	0	0	0	0	0
BARTHOLOMEW SUPERIOR COURT 2	134	1,779	328	0	0	7	0	0	0	0
BARTHOLOMEW SUPERIOR COURT CCF	0	0	0	5,602	111	0	0	0	0	0
TOTAL-COURTS OF RECORD:	349	1,781	416	5,602	111	16	85	104	121	360
GRAND TOTAL:	349	1,781	416	5,602	111	16	85	104	121	360
<b>BENTON</b>										
BENTON CIRCUIT COURT	27	93	0	0	0	2	12	2	1	0
BENTON CIRCUIT COURT CCF	0	83	0	1,000	0	0	0	0	0	0
TOTAL-COURTS OF RECORD:	27	176	0	1,000	0	2	12	2	1	0
GRAND TOTAL:	27	176	0	1,000	0	2	12	2	1	0
<b>BLACKFORD</b>										
BLACKFORD CIRCUIT COURT	39	1	1	0	0	0	100	79	84	0
BLACKFORD COUNTY COURT	28	224	0	36	10	0	0	0	0	0
TOTAL-COURTS OF RECORD:	67	225	1	36	10	0	100	79	84	0
HARTFORD CITY CITY COURT	0	137	0	226	73	0	0	0	0	0
MONPELIER CITY COURT	0	0	0	1,070	0	0	0	0	0	0
TOTAL-CITY AND TOWN:	0	137	0	1,296	73	0	0	0	0	0
GRAND TOTAL:	67	362	1	1,332	83	0	100	79	84	0
<b>BOONE</b>										
BOONE CIRCUIT COURT	14	0	29	0	0	0	18	65	33	1
BOONE SUPERIOR COURT 1	29	7	3	0	0	0	0	0	0	0
BOONE SUPERIOR COURT 2	0	0	0	0	0	0	0	0	0	0
BOONE SUPERIOR COURT 2 CCF	119	375	0	425	0	1	0	0	0	0
TOTAL-COURTS OF RECORD:	162	382	32	425	0	1	18	65	33	1
LEBANON CITY COURT	0	155	0	645	106	0	0	0	0	0
THORNTOWN TOWN COURT	0	168	0	1,518	0	0	0	0	0	0
ZIONSVILLE TOWN COURT	0	14	0	568	273	0	0	0	0	0
JAMFSTOWN TOWN COURT	0	8	0	66	0	0	0	0	0	0
TOTAL-CITY AND TOWN:	0	345	0	2,797	379	0	0	0	0	0
GRAND TOTAL:	162	727	32	3,222	379	1	18	65	33	1
<b>BROWN</b>										
BROWN CIRCUIT COURT	14	0	8	0	0	0	8	24	4	0
BROWN CIRCUIT COURT CCF	71	461	184	627	0	0	0	0	0	0





CASES DISPOSED

- - - CRIMINAL - - -

	CF	CM	RCR	IF	OV	MC	JG	JD	JP	JM
<b>BROWN</b>										
TOTAL-COURTS OF RECORD:	85	461	192	627	0	0	8	24	4	0
GRAND TOTAL:	85	461	192	627	0	0	8	24	4	0
<b>CARROLL</b>										
CARROLL CIRCUIT COURT	31	0	21	0	0	1	10	37	36	22
CARROLL CIRCUIT COURT CCF	57	465	45	1,233	0	3	0	0	0	0
TOTAL-COURTS OF RECORD:	88	465	66	1,233	0	4	10	37	36	22
DELPHI CITY COURT	0	0	0	255	0	0	0	0	0	0
BURLINGTON TOWN COURT	0	0	0	227	0	0	0	0	0	0
TOTAL-CITY AND TOWN:	0	0	0	482	0	0	0	0	0	0
GRAND TOTAL:	88	465	66	1,715	0	4	10	37	36	22
<b>CASS</b>										
CASS CIRCUIT COURT	85	0	0	0	0	1	17	67	44	15
CASS CIRCUIT COURT CCF	0	428	56	62	0	3	0	0	0	0
CASS SUPERIOR COURT	122	0	17	0	0	59	0	0	0	0
CASS SUPERIOR COURT CCF	0	662	4	1,498	0	9	0	0	0	0
TOTAL-COURTS OF RECORD:	207	1,090	77	1,560	0	72	17	67	44	15
GRAND TOTAL:	207	1,090	77	1,560	0	72	17	67	44	15
<b>CLARK</b>										
CLARK CIRCUIT COURT	62	0	14	0	0	7	0	0	1	0
CLARK SUPERIOR COURT 1	95	0	23	0	0	102	43	148	225	468
CLARK SUPERIOR COURT 2	0	0	0	0	0	0	18	0	61	3
CLARK COUNTY COURT	435	560	0	6,271	0	0	0	0	0	0
TOTAL-COURTS OF RECORD:	592	560	37	6,271	0	109	61	148	287	471
CHARLESTOWN CITY COURT	0	162	0	217	170	92	0	0	0	0
JEFFERSONVILLE CITY COURT	0	2,083	0	555	353	0	0	0	0	0
CLARKSVILLE TOWN COURT	0	954	0	611	991	0	0	0	0	0
TOTAL-CITY AND TOWN:	0	3,199	0	1,383	1,514	92	0	0	0	0
GRAND TOTAL:	592	3,759	37	7,654	1,514	201	61	148	287	471
<b>CLAY</b>										
CLAY CIRCUIT COURT	20	5	18	0	0	0	51	110	58	3
CLAY SUPERIOR COURT	74	369	44	0	0	0	0	0	0	0
CLAY SUPERIOR COURT CCF	0	0	0	1,124	0	0	0	0	0	0
TOTAL-COURTS OF RECORD:	94	374	62	1,124	0	0	51	110	58	3
GRAND TOTAL:	94	374	62	1,124	0	0	51	110	58	3
<b>CLINTON</b>										
CLINTON CIRCUIT COURT	41	0	2	0	0	0	27	78	28	17
CLINTON COUNTY COURT	46	368	11	1,335	0	3	0	0	0	0
TOTAL-COURTS OF RECORD:	87	368	13	1,335	0	3	27	78	28	17
FRANKFORT CITY COURT	0	40	0	80	116	0	0	0	0	0
TOTAL-CITY AND TOWN:	0	40	0	80	116	0	0	0	0	0
GRAND TOTAL:	87	408	13	1,415	116	3	27	78	28	17
<b>CRAWFORD</b>										
CRAWFORD CIRCUIT COURT	92	243	3	0	0	4	10	3	2	0
CRAWFORD CIRCUIT COURT CCF	0	0	0	793	2	0	0	0	0	0
TOTAL-COURTS OF RECORD:	92	243	3	793	2	4	10	3	2	0
GRAND TOTAL:	92	243	3	793	2	4	10	3	2	0
<b>DAVISS</b>										
DAVISS CIRCUIT COURT	51	5	22	0	0	20	14	24	17	0

CASES DISPOSED

- - - CIVIL - - -

CP	SC	RCP	DR	RDR	MH	AD	ES	GU	TR	MI	TOTAL
88	143	35	75	7	0	8	20	2	0	3	1,782
88	143	35	75	7	0	8	20	2	0	3	1,782
86	0	16	127	119	13	8	96	15	2	18	658
6	470	137	0	0	0	0	0	0	0	0	2,416
92	470	153	127	119	13	8	96	15	2	18	3,074
0	0	0	0	0	0	0	0	0	0	0	255
0	0	0	0	0	0	0	0	0	0	0	227
0	0	0	0	0	0	0	0	0	0	0	482
92	470	153	127	119	13	8	96	15	2	18	3,556
165	0	55	159	207	20	15	181	29	0	14	1,074
0	0	0	0	0	0	0	0	0	0	0	549
147	0	56	199	152	29	14	122	7	0	7	931
0	1,076	233	0	0	0	0	0	0	0	0	3,482
312	1,076	344	358	359	49	29	303	36	0	21	6,036
312	1,076	344	358	359	49	29	303	36	0	21	6,036
500	0	8	84	3	26	32	179	24	0	44	984
130	0	8	275	426	10	9	10	29	0	1	2,002
518	0	400	434	254	0	24	13	16	0	0	1,741
530	1,004	0	0	0	0	0	0	0	0	0	8,800
1,678	1,004	416	793	683	36	65	202	69	0	45	13,527
0	0	0	0	0	0	0	0	0	0	0	641
0	0	0	0	0	0	0	0	0	0	0	2,991
0	0	0	0	0	0	0	0	0	0	0	2,556
0	0	0	0	0	0	0	0	0	0	0	6,188
1,678	1,004	416	793	683	36	65	202	69	0	45	19,715
352	0	85	99	132	25	17	115	33	0	0	1,123
84	0	26	85	53	0	0	0	0	0	0	735
0	511	233	0	0	0	0	0	0	0	0	1,868
436	511	344	184	185	25	17	115	33	0	0	3,726
436	511	344	184	185	25	17	115	33	0	0	3,726
159	0	25	218	147	1	1	167	23	1	48	983
87	588	206	0	0	0	0	0	0	0	0	2,644
246	588	231	218	147	1	1	167	23	1	48	3,627
0	0	0	0	0	0	0	0	0	0	0	236
0	0	0	0	0	0	0	0	0	0	0	236
246	588	231	218	147	1	1	167	23	1	48	3,863
89	0	10	79	6	2	3	24	3	0	4	577
1	156	7	0	0	0	0	0	0	0	0	959
90	156	17	79	6	2	3	24	3	0	4	1,536
90	156	17	79	6	2	3	24	3	0	4	1,536
82	0	17	170	62	20	5	174	44	0	6	733

CASES DISPOSED

- - - CRIMINAL - - -

	CF	CM	RCR	IF	OV	MC	JC	JD	JP	JM
<b>DAVISS</b>										
DAVISS COUNTY COURT	59	597	37	1,098	422	21	0	0	0	0
TOTAL-COURTS OF RECORD:	110	602	59	1,098	422	41	14	24	17	0
GRAND TOTAL:	110	602	59	1,098	422	41	14	24	17	0
<b>DEARBORN</b>										
DEARBORN CIRCUIT COURT	61	0	2	0	0	0	6	138	9	0
DEARBORN COUNTY COURT	180	315	94	143	0	0	0	0	0	0
TOTAL-COURTS OF RECORD:	241	315	96	143	0	0	6	138	9	0
AURORA CITY COURT	0	279	0	2,041	0	0	0	0	0	0
LAWRENCEBURG CITY COURT	0	365	0	2,174	1	730	0	0	0	0
TOTAL-CITY AND TOWN:	0	644	0	4,215	1	730	0	0	0	0
GRAND TOTAL:	241	959	96	4,358	1	730	6	138	9	0
<b>DECATUR</b>										
DECATUR CIRCUIT COURT	35	107	3	0	0	0	12	15	35	0
DECATUR COUNTY COURT	56	355	8	2,256	0	0	0	0	0	0
TOTAL-COURTS OF RECORD:	91	462	11	2,256	0	0	12	15	35	0
GRAND TOTAL:	91	462	11	2,256	0	0	12	15	35	0
<b>DEKALB</b>										
DEKALB CIRCUIT COURT	9	4	14	0	0	0	183	274	37	2
DEKALB SUPERIOR COURT	97	574	246	0	0	13	0	2	0	0
DEKALB SUPERIOR COURT CCF	0	8	0	1,883	0	0	0	0	0	0
TOTAL-COURTS OF RECORD:	106	586	260	1,883	0	13	183	276	37	2
BUTLER CITY COURT	0	0	0	46	0	0	0	0	0	0
TOTAL-CITY AND TOWN:	0	0	0	46	0	0	0	0	0	0
GRAND TOTAL:	106	586	260	1,929	0	13	183	276	37	2
<b>DELAWARE</b>										
DELAWARE CIRCUIT COURT	47	0	12	0	0	0	0	136	114	0
DELAWARE SUPERIOR COURT 1	53	0	22	0	0	0	0	0	2	0
DELAWARE SUPERIOR COURT 2	47	0	34	0	0	0	66	0	35	0
DELAWARE SUPERIOR COURT 3	0	0	0	0	0	0	0	0	0	0
DELAWARE SUPERIOR COURT 3 CCF	80	1,900	44	1,135	4	0	0	0	0	0
DELAWARE SUPERIOR COURT 4	0	0	0	0	0	0	0	0	0	0
DELAWARE SUPERIOR COURT 4 CCF	74	1,297	51	1,486	0	0	0	0	0	0
TOTAL-COURTS OF RECORD:	301	3,197	163	2,621	4	0	66	136	151	0
YORKTOWN TOWN COURT	0	0	0	7,965	0	0	0	0	0	0
TOTAL-CITY AND TOWN:	0	0	0	7,965	0	0	0	0	0	0
GRAND TOTAL:	301	3,197	163	10,586	4	0	66	136	151	0
<b>DUBOIS</b>										
DUBOIS CIRCUIT COURT	45	119	18	0	0	3	4	41	5	0
DUBOIS SUPERIOR COURT	107	756	32	0	0	95	0	0	0	0
DUBOIS SUPERIOR COURT CCF	0	0	0	2,984	34	0	0	0	0	0
TOTAL-COURTS OF RECORD:	152	875	50	2,984	34	98	4	41	5	0
GRAND TOTAL:	152	875	50	2,984	34	98	4	41	5	0
<b>ELKHART</b>										
ELKHART CIRCUIT COURT	94	1	42	0	0	5	287	409	6	126
ELKHART SUPERIOR COURT 1	56	0	4	0	0	0	0	0	0	0
ELKHART SUPERIOR COURT 2	92	0	68	0	0	27	0	0	210	0

- - - CIVIL - - -

GP	SC	RCP	DR	RDR	MH	AD	ES	GU	TR	MI	TOTAL
13	788	447	0	0	0	0	0	0	0	28	3,510
95	788	464	170	62	20	5	174	44	0	34	4,243
95	788	464	170	62	20	5	174	44	0	34	4,243
173	0	2	252	166	7	13	93	19	0	37	978
70	618	0	0	0	0	0	0	0	0	0	1,420
243	618	2	252	166	7	13	93	19	0	37	2,398
0	0	0	0	0	0	0	0	0	0	0	2,320
8	0	0	0	0	0	0	0	0	0	14	3,292
8	0	0	0	0	0	0	0	0	0	14	5,612
251	618	2	252	166	7	13	93	19	0	51	8,010
114	0	18	168	51	1	15	108	12	4	0	698
14	692	145	0	0	0	0	0	0	0	10	3,536
128	692	163	168	51	1	15	108	12	4	10	4,234
128	692	163	168	51	1	15	108	12	4	10	4,234
187	0	48	131	211	40	14	201	22	0	30	1,407
51	0	22	150	106	15	2	6	4	0	3	1,291
0	1,092	419	0	0	0	0	0	0	0	0	3,402
238	1,092	489	281	317	55	16	207	26	0	33	6,100
0	0	0	0	0	0	0	0	0	0	0	46
0	0	0	0	0	0	0	0	0	0	0	46
238	1,092	489	281	317	55	16	207	26	0	33	6,146
587	0	20	276	159	0	24	233	41	5	33	1,687
231	0	17	99	181	70	3	22	3	0	35	738
300	0	43	112	209	0	26	70	8	0	47	997
64	0	3	238	73	0	0	0	0	0	0	378
1	1,118	233	0	0	0	0	0	0	0	35	4,550
127	0	7	128	40	0	0	0	0	0	0	302
1	1,134	255	0	0	0	0	0	0	0	60	4,358
1,311	2,252	578	853	662	70	53	325	52	5	210	13,010
0	0	0	0	0	0	0	0	0	0	0	7,965
0	0	0	0	0	0	0	0	0	0	0	7,965
1,311	2,252	578	853	662	70	53	325	52	5	210	20,975
140	0	22	156	73	23	10	72	14	0	20	765
45	0	4	48	7	9	0	0	0	0	0	1,103
0	454	81	0	0	0	0	0	0	0	0	3,553
185	454	107	204	80	32	10	72	14	0	20	5,421
185	454	107	204	80	32	10	72	14	0	20	5,421
260	0	43	359	333	0	41	200	31	1	11	2,249
130	0	5	154	52	0	3	41	1	0	1	447
350	0	87	355	171	67	46	188	119	0	42	1,822

- - - CRIMINAL - - -

	CF	CM	RCR	IF	OV	MC	JC	JD	JP	JM
<b>ELKHART</b>										
ELKHART SUPERIOR COURT 3	102	54	41	0	0	1	0	0	3	0
ELKHART COUNTY COURT	425	30	74	72	0	7	0	0	0	0
ELKHART COUNTY COURT	274	1,284	69	3,777	1,665	53	0	0	0	0
TOTAL-COURTS OF RECORD:	1,043	1,369	298	3,849	1,665	93	287	409	219	126
ELKHART CITY COURT	0	4,041	0	7,053	323	6	0	0	0	0
GOSHEN CITY COURT	0	1,156	244	3,768	147	59	0	0	0	0
NAPPANEE CITY COURT	0	61	0	749	0	0	0	0	0	0
TOTAL-CITY AND TOWN:	0	5,258	244	11,570	470	65	0	0	0	0
GRAND TOTAL:	1,043	6,627	542	15,419	2,135	158	287	409	219	126
<b>FAYETTE</b>										
FAYETTE CIRCUIT COURT	100	3	22	0	0	8	29	113	29	8
FAYETTE SUPERIOR COURT	74	734	51	0	0	0	0	0	0	0
FAYETTE SUPERIOR COURT CCF	0	0	0	891	0	0	0	0	0	0
TOTAL-COURTS OF RECORD:	174	737	73	891	0	8	29	113	29	8
GRAND TOTAL:	174	737	73	891	0	8	29	113	29	8
<b>FLOYD</b>										
FLOYD CIRCUIT COURT	279	20	19	0	0	8	80	109	107	28
FLOYD SUPERIOR COURT	140	26	5	0	0	0	0	0	0	0
FLOYD COUNTY COURT	48	3,108	0	5,349	200	0	0	0	0	0
TOTAL-COURTS OF RECORD:	467	3,154	24	5,349	200	8	80	109	107	28
GRAND TOTAL:	467	3,154	24	5,349	200	8	80	109	107	28
<b>FOUNTAIN</b>										
FOUNTAIN CIRCUIT COURT	109	210	64	0	0	3	0	12	9	147
FOUNTAIN CIRCUIT COURT CCF	0	0	0	538	1	0	0	0	0	0
TOTAL-COURTS OF RECORD:	109	210	64	538	1	3	0	12	9	147
ATTICA CITY COURT	0	250	0	1,596	3	0	0	0	0	0
TOTAL-CITY AND TOWN:	0	250	0	1,596	3	0	0	0	0	0
GRAND TOTAL:	109	460	64	2,134	4	3	0	12	9	147
<b>FRANKLIN</b>										
FRANKLIN CIRCUIT COURT	122	134	15	0	0	0	9	23	27	0
FRANKLIN CIRCUIT COURT CCF	0	0	0	2,206	0	0	0	0	0	0
TOTAL-COURTS OF RECORD:	122	134	15	2,206	0	0	9	23	27	0
GRAND TOTAL:	122	134	15	2,206	0	0	9	23	27	0
<b>FULTON</b>										
FULTON CIRCUIT COURT	97	1	44	0	0	14	11	22	10	9
FULTON COUNTY COURT	31	429	28	2,277	0	0	0	0	0	0
TOTAL-COURTS OF RECORD:	128	430	72	2,277	0	14	11	22	10	9
GRAND TOTAL:	128	430	72	2,277	0	14	11	22	10	9
<b>GIBSON</b>										
GIBSON CIRCUIT COURT	58	1	32	0	0	0	13	15	156	13
GIBSON SUPERIOR COURT	0	0	0	0	0	0	0	0	0	0
GIBSON SUPERIOR COURT CCF	51	931	53	3,228	1	2	0	0	0	0
TOTAL-COURTS OF RECORD:	109	932	85	3,228	1	2	13	15	156	13
GRAND TOTAL:	109	932	85	3,228	1	2	13	15	156	13
<b>GRANT</b>										
GRANT CIRCUIT COURT	70	10	14	0	0	1	0	0	0	0

CASES DISPOSED

- - - CIVIL - - -

CP	SC	RCP	DR	RDR	MH	AD	ES	GU	TR	MI	TOTAL
179	0	10	242	25	9	7	26	1	1	8	709
136	4,372	3,204	0	0	0	0	0	0	0	0	8,320
14	1,003	258	0	0	0	0	0	0	0	0	8,397
1,069	5,375	3,607	1,110	581	76	97	455	152	2	62	21,944
1	0	0	0	0	0	0	0	0	0	0	11,424
136	0	26	0	0	0	0	0	0	0	7	5,543
0	0	0	0	0	0	0	0	0	0	0	810
137	0	26	0	0	0	0	0	0	0	7	17,777
1,206	5,375	3,633	1,110	581	76	97	455	152	2	69	39,721
156	0	96	309	184	27	14	112	12	0	44	1,266
0	0	0	13	0	0	0	0	0	0	0	872
20	333	64	0	0	1	0	0	0	0	1	1,310
176	333	160	322	184	28	14	112	12	0	45	3,448
176	333	160	322	184	28	14	112	12	0	45	3,448
186	0	26	255	161	100	41	233	59	6	68	1,785
113	0	8	279	24	0	0	3	2	0	0	600
535	541	0	0	0	0	0	0	0	0	0	9,781
834	541	34	534	185	100	41	236	61	6	68	12,166
834	541	34	534	185	100	41	236	61	6	68	12,166
146	0	37	104	71	17	12	91	23	14	10	1,079
0	197	72	0	0	0	0	0	0	0	0	808
146	197	109	104	71	17	12	91	23	14	10	1,887
0	0	0	0	0	0	0	0	0	0	0	1,849
0	0	0	0	0	0	0	0	0	0	0	1,849
146	197	109	104	71	17	12	91	23	14	10	3,736
131	0	21	84	48	2	6	66	82	59	0	829
0	136	0	0	0	0	0	0	0	0	0	2,342
131	136	21	84	48	2	6	66	82	59	0	3,171
131	136	21	84	48	2	6	66	82	59	0	3,171
281	0	94	137	62	0	14	68	17	1	0	882
0	348	56	0	0	0	0	0	0	0	0	3,169
281	348	150	137	62	0	14	68	17	1	0	4,051
281	348	150	137	62	0	14	68	17	1	0	4,051
185	0	156	299	453	37	15	156	112	4	20	1,725
73	0	10	15	6	0	0	0	0	0	8	112
0	575	440	0	0	0	0	0	0	0	1	5,282
258	575	606	314	459	37	15	156	112	4	29	7,119
258	575	606	314	459	37	15	156	112	4	29	7,119
710	0	32	555	165	260	38	203	64	2	0	2,124

- - - C R I M I N A L - - -

	CF	CM	RGR	IF	OV	MC	JC	JD	JP	JM
<b>GRANT</b>										
GRANT SUPERIOR COURT 1	64	1	33	0	0	0	0	0	0	0
GRANT SUPERIOR COURT 2	55	3	39	0	0	14	36	167	310	439
GRANT COUNTY COURT	251	855	32	2,527	0	3	0	0	0	0
TOTAL-COURTS OF RECORD:	440	869	118	2,527	0	18	36	167	310	439
GAS CITY COURT	0	233	0	1,734	14	0	0	0	0	0
MARION CITY COURT	0	1,035	0	389	252	0	0	0	0	0
TOTAL-CITY AND TOWN:	0	1,268	0	2,123	266	0	0	0	0	0
GRAND TOTAL:	440	2,137	118	4,650	266	18	36	167	310	439
<b>GREENE</b>										
GREENE CIRCUIT COURT	26	0	12	0	0	0	12	45	24	0
GREENE COUNTY COURT	65	374	10	951	0	0	0	0	0	0
TOTAL-COURTS OF RECORD:	91	374	22	951	0	0	12	45	24	0
GRAND TOTAL:	91	374	22	951	0	0	12	45	24	0
<b>HAMILTON</b>										
HAMILTON CIRCUIT COURT	64	3	22	0	0	29	9	405	86	1
HAMILTON SUPERIOR COURT 1	51	6	18	0	0	17	0	0	2	0
HAMILTON SUPERIOR COURT 2	39	1	20	0	0	7	1	3	1	0
HAMILTON COUNTY COURT	758	2,198	110	7,570	0	61	0	0	0	0
TOTAL-COURTS OF RECORD:	912	2,208	170	7,570	0	114	10	408	89	1
CARMEL CITY COURT	0	188	3	1,274	883	1	0	0	0	0
NOBLESVILLE CITY COURT	0	427	0	645	1,327	0	0	0	0	0
TOTAL-CITY AND TOWN:	0	615	3	1,919	2,210	1	0	0	0	0
GRAND TOTAL:	912	2,823	173	9,489	2,210	115	10	408	89	1
<b>HANCOCK</b>										
HANCOCK CIRCUIT COURT	33	0	0	0	0	0	10	34	23	25
HANCOCK SUPERIOR COURT	49	0	18	0	0	3	12	9	5	23
HANCOCK COUNTY COURT	189	1,176	17	5,266	0	0	0	0	0	0
TOTAL-COURTS OF RECORD:	271	1,176	35	5,266	0	3	22	43	28	48
GRAND TOTAL:	271	1,176	35	5,266	0	3	22	43	28	48
<b>HARRISON</b>										
HARRISON CIRCUIT COURT	25	1	3	0	0	3	6	34	13	22
HARRISON COUNTY COURT	89	303	34	1,706	0	0	0	0	0	0
TOTAL-COURTS OF RECORD:	114	304	37	1,706	0	3	6	34	13	22
GRAND TOTAL:	114	304	37	1,706	0	3	6	34	13	22
<b>HENDRICKS</b>										
HENDRICKS CIRCUIT COURT	201	11	35	0	0	2	42	305	27	20
HENDRICKS SUPERIOR COURT 1	92	0	18	0	0	0	0	0	0	0
HENDRICKS SUPERIOR COURT 2	0	0	0	0	0	0	0	0	0	0
HENDRICKS SUPERIOR COURT 2 CCF	203	1,730	214	6,516	0	0	0	0	0	0
TOTAL-COURTS OF RECORD:	496	1,741	267	6,516	0	2	42	305	27	20
GRAND TOTAL:	496	1,741	267	6,516	0	2	42	305	27	20
<b>HENRY</b>										
HENRY CIRCUIT COURT	54	0	13	0	0	1	1	24	16	68
HENRY SUPERIOR COURT	44	0	14	0	0	6	29	33	60	46
HENRY COUNTY COURT	136	868	23	837	0	3	0	0	0	0
TOTAL-COURTS OF RECORD:	234	868	50	837	0	10	30	57	76	114



CASES DISPOSED

- - - CIVIL - - -

CP	SC	RCP	DR	RDR	MH	AD	ES	GU	TR	MI	TOTAL
223	0	96	200	344	16	0	0	4	0	2	983
62	0	11	158	197	35	7	16	17	0	2	1,568
202	2,081	691	0	0	3	0	0	0	0	73	6,718
1,197	2,081	830	913	706	314	45	219	85	2	77	11,393
0	0	0	0	0	0	0	0	0	0	0	1,981
0	0	0	0	0	0	0	0	0	0	24	1,700
0	0	0	0	0	0	0	0	0	0	24	3,681
1,197	2,081	830	913	706	314	45	219	85	2	101	15,074
197	0	38	203	79	16	23	65	19	0	8	767
31	632	228	0	0	0	0	0	0	0	0	2,291
228	632	266	203	79	16	23	65	19	0	8	3,058
228	632	266	203	79	16	23	65	19	0	8	3,058
407	0	42	185	172	21	27	184	24	3	85	1,769
412	0	52	245	226	2	7	84	17	4	47	1,190
316	0	19	228	104	0	3	41	7	0	2	792
154	1,462	111	0	0	0	0	0	0	0	0	12,424
1,289	1,462	224	658	502	23	37	309	48	7	134	16,175
0	0	0	0	0	0	0	0	0	0	0	2,349
0	0	0	0	0	0	0	0	0	0	0	2,399
0	0	0	0	0	0	0	0	0	0	0	4,748
1,289	1,462	224	658	502	23	37	309	48	7	134	20,923
332	0	7	166	47	0	31	41	19	0	36	804
250	0	87	240	156	1	6	61	14	0	25	959
60	524	218	0	0	0	0	0	0	0	0	7,450
642	524	312	406	203	1	37	102	33	0	61	9,213
642	524	312	406	203	1	37	102	33	0	61	9,213
120	0	13	217	76	5	6	28	5	0	11	588
103	408	130	0	0	0	0	0	0	0	0	2,773
223	408	143	217	76	5	6	28	5	0	11	3,361
223	408	143	217	76	5	6	28	5	0	11	3,361
224	0	38	134	69	0	0	0	0	0	45	1,153
156	0	37	254	121	24	25	216	53	1	5	1,002
127	0	48	30	5	0	0	0	0	0	0	210
0	693	73	0	0	0	0	0	0	0	4	9,433
507	693	196	418	195	24	25	216	53	1	54	11,798
507	693	196	418	195	24	25	216	53	1	54	11,798
341	0	26	170	106	9	3	84	27	2	8	953
179	0	18	286	126	5	12	111	28	2	2	1,001
35	1,427	1,103	0	0	0	0	0	0	0	0	4,432
555	1,427	1,147	456	232	14	15	195	55	4	10	6,386

CASES DISPOSED

- - - CRIMINAL - - -

	CF	CM	RCR	IF	OV	MC	JC	JD	JP	JM
<b>HENRY</b>										
KNIGHTSTOWN TOWN COURT	0	907	0	3,765	0	0	0	0	0	0
TOTAL-CITY AND TOWN:	0	907	0	3,765	0	0	0	0	0	0
GRAND TOTAL:	234	1,775	50	4,602	0	10	30	57	76	114
<b>HOWARD</b>										
HOWARD CIRCUIT COURT	170	0	17	0	0	0	37	377	76	26
HOWARD SUPERIOR COURT 1	77	104	53	0	0	3	0	0	1	0
HOWARD SUPERIOR COURT 2	49	0	7	0	0	0	0	0	0	0
HOWARD COUNTY COURT	165	1,900	1	1,554	0	0	0	0	0	0
TOTAL-COURTS OF RECORD:	461	2,004	78	1,554	0	3	37	377	77	26
GRAND TOTAL:	461	2,004	78	1,554	0	3	37	377	77	26
<b>HUNTINGTON</b>										
HUNTINGTON CIRCUIT COURT	30	0	24	0	0	0	25	78	8	0
HUNTINGTON COUNTY COURT	117	1,016	82	2,246	45	62	0	0	0	0
TOTAL-COURTS OF RECORD:	147	1,016	106	2,246	45	62	25	78	8	0
ROANOKE TOWN COURT	0	0	0	2,390	0	0	0	0	0	0
TOTAL-CITY AND TOWN:	0	0	0	2,390	0	0	0	0	0	0
GRAND TOTAL:	147	1,016	106	4,636	45	62	25	78	8	0
<b>JACKSON</b>										
JACKSON CIRCUIT COURT	241	0	4	0	0	0	51	89	114	9
JACKSON COUNTY COURT	0	1,367	351	8,020	0	10	0	0	0	0
TOTAL-COURTS OF RECORD:	241	1,367	355	8,020	0	10	51	89	114	9
GRAND TOTAL:	241	1,367	355	8,020	0	10	51	89	114	9
<b>JASPER</b>										
JASPER CIRCUIT COURT	33	0	0	0	0	0	3	23	6	0
JASPER SUPERIOR COURT	152	0	47	0	0	0	0	1	1	0
JASPER SUPERIOR COURT CCF	0	487	57	2,872	5	2	0	0	0	0
TOTAL-COURTS OF RECORD:	185	487	104	2,872	5	2	3	24	7	0
DEMOTTE TOWN COURT	0	0	0	387	0	0	0	0	0	0
WHEATFIELD TOWN COURT	0	3	0	3	3	0	0	0	0	0
TOTAL-CITY AND TOWN:	0	3	0	390	3	0	0	0	0	0
GRAND TOTAL:	185	490	104	3,262	8	2	3	24	7	0
<b>JAY</b>										
JAY CIRCUIT COURT	22	0	31	0	0	0	34	136	84	0
JAY COUNTY COURT	24	314	29	11	0	5	0	0	0	0
TOTAL-COURTS OF RECORD:	46	314	60	11	0	5	34	136	84	0
DUNKIRK CITY COURT	0	0	0	325	1	0	0	0	0	0
PORTLAND CITY COURT	0	109	0	1,088	89	0	0	0	0	0
TOTAL-CITY AND TOWN:	0	109	0	1,413	90	0	0	0	0	0
GRAND TOTAL:	46	423	60	1,424	90	5	34	136	84	0
<b>JEFFERSON</b>										
JEFFERSON CIRCUIT COURT	28	2	14	0	0	1	17	43	66	210
JEFFERSON COUNTY COURT	151	919	0	1,292	57	7	0	0	0	0
TOTAL-COURTS OF RECORD:	179	921	14	1,292	57	8	17	43	66	210
GRAND TOTAL:	179	921	14	1,292	57	8	17	43	66	210
<b>JENNINGS</b>										
JENNINGS CIRCUIT COURT	86	41	28	0	0	0	10	57	33	4

CASES DISPOSED

- - - CIVIL - - -

CP	SC	RCP	DR	RDR	MH	AD	ES	GU	TR	MI	TOTAL
0	0	0	0	0	0	0	0	0	0	0	4,672
0	0	0	0	0	0	0	0	0	0	0	4,672
555	1,427	1,147	456	232	14	15	195	55	4	10	11,058
149	0	60	202	149	0	46	154	79	0	11	1,553
499	0	247	342	500	56	0	83	10	0	116	2,091
239	0	142	369	187	23	0	25	6	0	0	1,047
0	2,120	197	0	0	0	0	0	0	0	0	5,937
887	2,120	646	913	836	79	46	262	95	0	127	10,628
887	2,120	646	913	836	79	46	262	95	0	127	10,628
187	0	20	219	151	31	22	148	27	0	27	997
21	1,192	537	0	0	9	0	0	0	0	0	5,327
208	1,192	557	219	151	40	22	148	27	0	27	6,324
0	0	0	0	0	0	0	0	0	0	0	2,390
0	0	0	0	0	0	0	0	0	0	0	2,390
208	1,192	557	219	151	40	22	148	27	0	27	8,714
243	0	57	302	128	4	18	105	16	0	26	1,407
47	1,021	915	0	0	0	0	0	0	0	1	11,732
290	1,021	972	302	128	4	18	105	16	0	27	13,139
290	1,021	972	302	128	4	18	105	16	0	27	13,139
382	0	1	82	27	2	7	26	9	0	0	601
66	0	22	38	24	2	3	9	1	0	0	366
0	865	330	0	0	2	0	0	0	0	2	4,622
448	865	353	120	51	6	10	35	10	0	2	5,589
0	0	0	0	0	0	0	0	0	0	0	387
0	0	0	0	0	0	0	0	0	0	0	9
0	0	0	0	0	0	0	0	0	0	0	396
448	865	353	120	51	6	10	35	10	0	2	5,985
105	0	43	129	225	14	10	161	87	8	0	1,089
16	803	211	0	0	1	0	0	0	0	0	1,414
121	803	254	129	225	15	10	161	87	8	0	2,503
12	0	0	0	0	0	0	0	0	0	3	341
0	0	0	0	0	0	0	0	0	0	0	1,286
12	0	0	0	0	0	0	0	0	0	3	1,627
133	803	254	129	225	15	10	161	87	8	3	4,130
139	0	9	219	115	13	22	81	14	7	9	1,009
73	996	503	0	0	10	0	0	0	0	0	4,008
212	996	512	219	115	23	22	81	14	7	9	5,017
212	996	512	219	115	23	22	81	14	7	9	5,017
163	0	57	275	222	11	5	31	10	0	14	1,047

CASES DISPOSED

- - - CRIMINAL - - -

	CF	GM	RCR	IF	OV	MC	JC	JD	JP	JM
<b>JENNINGS</b>										
JENNINGS CIRCUIT COURT CCF	0	0	0	0	0	0	0	0	0	0
TOTAL-COURTS OF RECORD:	86	41	28	0	0	0	10	57	33	4
NORTH VERNON CITY COURT	0	0	0	0	0	0	0	0	0	0
NOT REPORTING										
TOTAL-CITY AND TOWN:	0	0	0	0	0	0	0	0	0	0
GRAND TOTAL:	86	41	28	0	0	0	10	57	33	4
<b>JOHNSON</b>										
JOHNSON CIRCUIT COURT	91	7	13	0	0	0	29	0	12	0
JOHNSON SUPERIOR COURT 1	87	6	60	0	0	0	0	0	0	0
JOHNSON SUPERIOR COURT 2	125	0	5	0	0	1	1	0	1	0
JOHNSON SUPERIOR COURT 2 CCF	0	433	4	338	0	0	0	0	0	0
TOTAL-COURTS OF RECORD:	303	446	82	338	0	1	30	0	13	0
FRANKLIN CITY COURT	0	919	0	3,582	0	0	0	0	0	0
GREENWOOD CITY COURT	0	463	0	3,592	3	0	0	0	0	0
NEW WHITELAND TOWN COURT	0	604	0	2,618	592	0	0	0	0	0
TOTAL-CITY AND TOWN:	0	1,986	0	9,792	595	0	0	0	0	0
GRAND TOTAL:	303	2,432	82	10,130	595	1	30	0	13	0
<b>KNOX</b>										
KNOX CIRCUIT COURT	26	0	0	0	0	0	0	0	0	0
KNOX SUPERIOR COURT	37	3	47	0	0	5	122	186	53	116
KNOX COUNTY COURT	90	863	9	2,429	0	0	0	0	0	0
TOTAL-COURTS OF RECORD:	153	866	56	2,429	0	5	122	186	53	116
EICKNELL CITY COURT	0	339	0	1,010	0	0	0	0	0	0
TOTAL-CITY AND TOWN:	0	339	0	1,010	0	0	0	0	0	0
GRAND TOTAL:	153	1,205	56	3,439	0	5	122	186	53	116
<b>KOSCIUSKO</b>										
KOSCIUSKO CIRCUIT COURT	105	1	8	0	0	5	0	0	0	0
KOSCIUSKO SUPERIOR COURT	91	15	22	0	0	0	43	91	95	0
KOSCIUSKO COUNTY COURT	14	1,492	9	3,027	0	0	0	0	0	0
TOTAL-COURTS OF RECORD:	210	1,508	39	3,027	0	5	43	91	95	0
GRAND TOTAL:	210	1,508	39	3,027	0	5	43	91	95	0
<b>LAGRANGE</b>										
LAGRANGE CIRCUIT COURT	32	1	2	0	0	7	13	30	10	0
LAGRANGE COUNTY COURT	110	574	0	2,634	4	0	0	0	0	0
TOTAL-COURTS OF RECORD:	142	575	2	2,634	4	7	13	30	10	0
GRAND TOTAL:	142	575	2	2,634	4	7	13	30	10	0
<b>LAKE</b>										
LAKE CIRCUIT COURT	0	0	0	0	0	0	0	0	0	0
LAKE SUPERIOR COURT, CIV. 1	0	0	0	0	0	0	0	0	0	0
LAKE SUPERIOR COURT, CIV. 2	0	0	0	0	0	0	0	0	0	0
LAKE SUPERIOR COURT, CIV. 3	0	0	0	0	0	0	0	0	0	0
LAKE SUPERIOR COURT, CIV. 4	0	0	0	0	0	0	0	0	0	0
LAKE SUPERIOR COURT, CIV. 5	0	0	0	0	0	0	0	0	1	0
LAKE SUPERIOR COURT, JUV. DIV.	0	0	0	0	0	0	598	971	2,101	432
LAKE SUPERIOR COURT, CRIM. 1	229	2	65	0	0	0	0	0	0	0
LAKE SUPERIOR COURT, CRIM. 2	221	1	59	0	0	0	0	0	0	0
LAKE SUPERIOR COURT, CRIM. 3	218	5	89	0	0	0	0	0	0	0

- - - CIVIL - - -

CP	SC	RCP	DR	RDR	MH	AD	ES	GU	TR	MI	TOTAL
0	696	212	0	0	0	0	0	0	0	0	908
163	696	269	275	222	11	5	31	10	0	14	1,955
0	0	0	0	0	0	0	0	0	0	0	0
0	0	0	0	0	0	0	0	0	0	0	0
163	696	269	275	222	11	5	31	10	0	14	1,955
404	0	16	334	117	11	13	144	28	0	19	1,238
131	0	16	117	142	1	4	122	15	0	0	701
329	0	28	244	19	2	8	32	9	0	34	838
1	1,158	364	0	0	2	0	0	0	0	0	2,300
865	1,158	424	695	278	16	25	298	52	0	53	5,077
0	0	0	0	0	0	0	0	0	0	0	4,501
0	0	0	0	0	0	0	0	0	0	0	4,058
0	0	0	0	0	0	0	0	0	0	0	3,814
0	0	0	0	0	0	0	0	0	0	0	12,373
865	1,158	424	695	278	16	25	298	52	0	53	17,450
139	0	40	76	16	0	16	49	20	0	4	386
117	0	24	281	121	89	0	0	0	0	57	1,258
16	1,282	228	0	0	0	0	0	0	0	0	4,917
272	1,282	292	357	137	89	16	49	20	0	61	6,561
0	0	0	0	0	0	0	0	0	0	0	1,349
0	0	0	0	0	0	0	0	0	0	0	1,349
272	1,282	292	357	137	89	16	49	20	0	61	7,910
468	0	113	373	252	19	20	141	30	1	6	1,542
336	0	199	128	129	1	22	86	36	1	82	1,377
70	1,071	444	0	0	0	0	0	0	0	0	6,127
874	1,071	756	501	381	20	42	227	66	2	88	9,046
874	1,071	756	501	381	20	42	227	66	2	88	9,046
85	0	2	121	6	3	9	22	2	0	5	350
13	400	77	0	0	0	0	0	0	0	0	3,812
98	400	79	121	6	3	9	22	2	0	5	4,162
98	400	79	121	6	3	9	22	2	0	5	4,162
4,710	0	353	804	71	11	95	319	58	2	0	6,423
881	0	190	207	275	0	30	115	25	0	0	1,723
517	0	159	601	498	95	33	329	444	4	124	2,804
1,365	0	277	914	297	0	21	137	51	0	43	3,105
212	0	62	288	232	354	9	0	0	0	192	1,349
2,027	0	2,259	369	215	67	71	0	0	0	0	5,009
0	0	0	0	0	0	0	0	0	0	0	4,102
1	0	0	4	0	2	0	0	0	0	0	303
1	0	1	5	12	12	0	0	0	0	0	312
0	0	0	3	3	0	0	0	0	0	0	318



- - - CIVIL - - -

CP	SC	RCP	DR	RDR	MH	AD	ES	GU	TR	MI	TOTAL
2	0	1	2	0	0	0	0	0	0	0	299
27	1,373	167	0	0	0	0	0	0	0	162	11,734
134	2,562	820	0	0	0	0	0	0	0	0	19,648
156	1,903	63	0	0	0	0	0	0	0	0	14,972
10,033	5,838	4,352	3,197	1,603	541	259	900	578	6	521	72,101
172	0	0	0	0	0	0	0	0	0	0	1,357
5,183	0	1,946	0	0	0	0	0	0	0	0	10,585
9,470	0	0	0	0	0	0	0	0	0	0	31,994
1,933	0	0	0	0	0	0	0	0	0	0	11,090
0	0	0	0	0	0	0	0	0	0	53	1,598
0	0	0	0	0	0	0	0	0	0	1	775
0	0	0	0	0	0	0	0	0	0	0	274
16,758	0	1,946	0	0	0	0	0	0	0	54	57,673
26,791	5,838	6,298	3,197	1,603	541	259	900	578	6	575	129,774
206	0	20	328	349	51	22	132	19	0	35	1,529
276	0	0	242	37	0	22	110	19	0	0	788
171	0	18	133	75	4	4	15	8	0	17	797
119	0	74	1	0	0	3	0	4	0	1	2,180
0	2,872	1,753	0	0	0	0	0	0	0	203	9,390
165	1,186	95	0	0	0	0	0	0	0	0	12,293
937	4,058	1,960	704	461	55	51	257	50	0	256	26,977
937	4,058	1,960	704	461	55	51	257	50	0	256	26,977
133	0	14	158	114	14	31	181	26	0	18	1,111
240	0	171	215	105	0	0	0	0	0	5	767
30	940	288	0	0	0	0	0	0	0	28	4,262
403	940	473	373	219	14	31	181	26	0	51	6,140
403	940	473	373	219	14	31	181	26	0	51	6,140
222	0	17	161	158	49	7	215	51	0	27	1,042
448	0	131	366	308	4	62	402	247	2	2	2,154
232	0	143	866	713	3	0	0	0	0	13	5,188
196	0	48	447	734	19	16	33	37	0	5	1,805
46	1,635	2,664	0	0	0	0	0	0	0	0	4,738
116	2,159	1,845	0	0	0	0	0	0	0	21	4,668
1,260	3,794	4,848	1,840	1,913	75	85	650	335	2	68	19,595
0	0	0	0	0	0	0	0	0	0	0	905
0	0	0	0	0	0	0	0	0	0	0	10,787
56	0	0	0	0	0	0	0	0	0	0	1,752
0	0	0	0	0	0	0	0	0	0	0	7,001
56	0	0	0	0	0	0	0	0	0	0	20,445
1,316	3,794	4,848	1,840	1,913	75	85	650	335	2	68	40,040
971	0	322	648	1,884	0	0	0	0	0	895	6,861
761	0	73	913	637	0	0	0	0	0	0	2,384
806	0	142	799	1,028	0	0	0	0	0	0	2,775

- - - CRIMINAL - - -

	CF	GM	RCR	IF	OV	MC	JC	JD	JP	JM
<b>MARION</b>										
MARION SUPERIOR COURT, CIV. 3	0	0	0	0	0	0	0	0	0	0
MARION SUPERIOR COURT, CIV. 4	0	0	0	0	0	0	0	0	0	0
MARION SUPERIOR COURT, CIV. 5	0	0	0	0	0	0	0	0	0	0
MARION SUPERIOR COURT, CIV. 6	0	0	0	0	0	0	0	0	0	0
MARION SUPERIOR COURT, CIV. 7	0	0	0	0	0	0	0	0	0	0
MARION SUPERIOR COURT, JUV.DIV	0	0	0	0	0	0	463	4,218	0	0
MARION SUPERIOR COURT, PROB.	0	0	0	0	0	0	0	0	0	0
MARION SUPERIOR COURT, CRIM. 1	330	0	56	0	0	0	0	0	0	0
MARION SUPERIOR COURT, CRIM. 2	236	0	107	0	0	0	0	0	0	0
MARION SUPERIOR COURT, CRIM. 3	345	0	172	0	0	0	0	0	0	0
MARION SUPERIOR COURT, CRIM. 4	298	0	122	0	0	0	0	0	0	0
MARION SUPERIOR COURT, CRIM. 5	331	0	17	0	0	0	0	0	0	0
MARION SUPERIOR COURT, CRIM. 6	348	0	2	0	0	0	0	0	0	0
MARION MUNICIPAL COURT 1	0	0	0	0	0	0	0	0	0	0
MARION MUNICIPAL COURT 2	0	0	0	0	0	0	0	0	0	0
MARION MUNICIPAL COURT 3	54	2,217	0	17	5	0	0	0	0	0
MARION MUNICIPAL COURT 4	1,008	8,638	0	1,697	274	0	0	0	0	0
MARION MUNICIPAL COURT 5	631	6,328	0	1,367	231	0	0	0	0	0
MARION MUNICIPAL COURT 6	1,375	694	0	115	24	0	0	0	0	0
MARION MUNICIPAL COURT 7	0	0	0	0	0	0	0	0	0	0
MARION MUNICIPAL COURT 8	0	0	0	0	0	0	0	0	0	0
MARION MUNICIPAL COURT 9	575	7,670	0	1,729	147	0	0	0	0	0
MARION MUNICIPAL COURT 10	868	8,958	0	2,251	322	0	0	0	0	0
MARION MUNICIPAL COURT 12	0	0	0	1	2,500	0	0	0	0	0
MARION MUNICIPAL COURT 13	231	2,779	0	5,330	3,890	0	0	0	0	0
MARION MUNICIPAL COURT 14	301	4,029	0	3,439	269	0	0	0	0	0
MARION MUNICIPAL COURT 15	1,303	927	0	104	20	0	0	0	0	0
MARION MUNICIPAL COURT 16	6	0	0	89,725	39,001	0	0	0	0	0
MARION MUNICIPAL COURT 17	31	1,567	0	1	1	0	0	0	0	0
TOTAL-COURTS OF RECORD:	8,271	43,807	476	5,776	46,684	0	463	4,218	2,141	0
CENTER TOWNSHIP	0	0	0	0	0	0	0	0	0	0
DECATUR TOWNSHIP DIVISION	0	0	0	0	0	0	0	0	0	0
LAWRENCE TOWNSHIP DIVISION	0	0	0	0	0	0	0	0	0	0
PERRY TOWNSHIP DIVISION	0	0	0	0	0	0	0	0	0	0
PIKE TOWNSHIP DIVISION	0	0	0	0	0	0	0	0	0	0
WARREN TOWNSHIP DIVISION	0	0	0	0	0	0	0	0	0	0
WASHINGTON TOWNSHIP DIVISION	0	0	0	0	0	0	0	0	0	0
WAYNE TOWNSHIP DIVISION	0	0	0	0	0	0	0	0	0	0
TOTAL-SMALL CLAIMS:	0	0	0	0	0	0	0	0	0	0
GRAND TOTAL:	8,271	43,807	476	105,776	46,684	0	463	4,218	2,141	0
<b>MARSHALL</b>										
MARSHALL CIRCUIT COURT	29	0	19	0	0	3	47	144	96	4
MARSHALL SUPERIOR COURT 1	97	0	49	0	0	0	0	0	6	2
MARSHALL COUNTY COURT	164	981	83	4,015	0	0	0	0	0	0
TOTAL-COURTS OF RECORD:	290	981	151	4,015	0	3	47	144	102	6
ARGOS TOWN COURT	0	1	0	1,193	1	0	0	0	0	0
TOTAL-CITY AND TOWN:	0	1	0	1,193	1	0	0	0	0	0
GRAND TOTAL:	290	982	151	5,208	1	3	47	144	102	6
<b>MARTIN</b>										
MARTIN CIRCUIT COURT	63	0	4	0	0	5	13	18	4	8



- - - CIVIL - - -

CP	SC	RCP	DR	RDR	MH	AD	ES	GU	TR	MI	TOTAL
667	0	208	924	983	0	0	0	0	0	0	2,782
803	0	61	850	667	0	0	0	0	0	0	2,381
929	0	111	999	1,872	0	0	0	0	0	0	3,911
795	0	96	854	636	0	0	0	0	0	0	2,381
863	0	60	935	582	0	0	0	0	0	0	2,440
0	0	0	0	0	0	0	0	0	0	0	4,681
983	0	0	0	0	1	634	2,061	957	20	0	4,656
0	0	0	0	0	0	0	0	0	0	0	386
0	0	0	0	0	0	0	0	0	0	0	343
0	0	0	0	0	0	0	0	0	0	0	517
0	0	0	0	0	0	0	0	0	0	0	420
0	0	0	0	0	0	0	0	0	0	0	348
0	0	0	0	0	0	0	0	0	0	0	350
2,392	0	1,048	0	0	0	0	0	0	0	0	3,440
2,043	0	1,681	0	0	0	0	0	0	0	0	3,724
0	0	0	0	0	322	0	0	0	0	0	2,615
0	0	0	0	0	0	0	0	0	0	0	11,617
0	0	0	0	0	0	0	0	0	0	0	8,557
0	0	0	0	0	0	0	0	0	0	0	2,208
2,332	0	0	0	0	0	0	0	0	0	0	2,332
2,445	0	1,492	0	0	0	0	0	0	0	0	3,937
0	0	0	0	0	0	0	0	0	0	0	10,121
0	0	0	0	0	0	0	0	0	0	0	12,399
2,310	0	27	0	0	0	0	0	0	0	0	4,838
0	0	0	0	0	0	0	0	0	0	0	12,230
0	0	0	0	0	0	0	0	0	0	0	8,038
0	0	0	0	0	0	0	0	0	0	0	2,354
0	0	0	0	0	0	0	0	0	0	0	128,732
0	0	0	0	0	0	0	0	0	0	0	1,600
19,100	0	5,321	6,922	8,289	323	634	2,061	957	20	895	156,358
0	7,069	1,622	0	0	0	0	0	0	0	689	9,380
0	7,013	3,498	0	0	0	0	0	0	0	29	10,540
0	2,531	0	0	0	0	0	0	0	0	28	2,559
0	9,456	2,456	0	0	0	0	0	0	0	0	11,912
0	8,551	4,395	0	0	0	0	0	0	0	0	12,946
0	16,464	4,888	0	0	0	0	0	0	0	0	21,352
0	5,245	1,549	0	0	0	0	0	0	0	0	6,794
0	4,657	856	0	0	0	0	0	0	0	108	5,621
0	60,986	19,264	0	0	0	0	0	0	0	854	81,104
19,100	60,986	24,585	6,922	8,289	323	634	2,061	957	20	1,749	337,462
261	0	73	240	336	9	18	51	19	0	34	1,383
98	0	25	141	185	1	3	81	17	0	2	707
25	1,079	540	0	0	0	0	0	0	0	0	6,887
384	1,079	638	381	521	10	21	132	36	0	36	8,977
0	0	0	0	0	0	0	0	0	0	1	1,196
0	0	0	0	0	0	0	0	0	0	1	1,196
384	1,079	638	381	521	10	21	132	36	0	37	10,173
33	0	2	66	15	17	3	19	8	1	41	320

- - - CRIMINAL - - -

	CF	CM	RCR	IF	OV	MC	JC	JD	JP	JM
<b>MARTIN</b>										
MARTIN CIRCUIT COURT	0	214	0	716	17	0	0	0	0	0
TOTAL-COURTS OF RECORD:	63	214	4	716	17	5	13	18	4	8
LOGOOTEETEE CITY COURT	0	0	0	51	0	0	0	0	0	0
ABOLISHED 12/31/87										
TOTAL-CITY AND TOWN:	0	0	0	51	0	0	0	0	0	0
GRAND TOTAL:	63	214	4	767	17	5	13	18	4	8
<b>MIAMI</b>										
MIAMI CIRCUIT COURT	88	279	49	0	0	75	39	58	50	7
MIAMI SUPERIOR COURT	17	172	1	0	0	0	11	10	6	0
MIAMI SUPERIOR COURT	0	0	0	425	0	0	0	0	0	0
TOTAL-COURTS OF RECORD:	105	451	50	425	0	75	50	68	56	7
PERU CITY COURT	0	0	0	160	0	0	0	0	0	0
BUNKER HILL TOWN COURT	0	0	0	2,004	51	0	0	0	0	0
TOTAL-CITY AND TOWN:	0	0	0	2,164	51	0	0	0	0	0
GRAND TOTAL:	105	451	50	2,589	51	75	50	68	56	7
<b>MONROE</b>										
MONROE CIRCUIT COURT	121	0	119	0	0	0	106	269	180	204
MONROE SUPERIOR COURT 1	134	4	120	0	0	0	0	0	0	0
MONROE SUPERIOR COURT 1	0	0	0	0	0	0	0	0	0	0
MONROE SUPERIOR COURT 2	125	2	104	0	0	0	0	0	0	0
MONROE SUPERIOR COURT 2	0	0	0	0	0	0	0	0	0	0
MONROE SUPERIOR COURT 3	177	6	140	0	0	0	0	0	0	0
MONROE SUPERIOR COURT 3	0	0	0	0	0	0	0	0	0	0
MONROE SUPERIOR COURT 4	0	0	0	0	0	0	0	0	0	0
MONROE SUPERIOR COURT 4	154	2,653	1,321	6,942	0	0	0	0	0	0
MONROE SUPERIOR COURT 5	0	0	0	0	0	0	0	0	0	0
MONROE SUPERIOR COURT 5	0	0	0	0	342	0	0	0	0	0
TOTAL-COURTS OF RECORD:	711	2,665	1,804	6,942	342	0	106	269	180	204
GRAND TOTAL:	711	2,665	1,804	6,942	342	0	106	269	180	204
<b>MONTGOMERY</b>										
MONTGOMERY CIRCUIT COURT	42	6	0	0	0	0	21	10	10	3
MONTGOMERY COUNTY COURT	41	854	32	103	0	0	0	0	0	0
TOTAL-COURTS OF RECORD:	83	860	32	103	0	0	21	10	10	3
CRAWFORDSVILLE CITY COURT	46	0	0	1,229	115	12	0	0	0	0
TOTAL-CITY AND TOWN:	46	0	0	1,229	115	12	0	0	0	0
GRAND TOTAL:	129	860	32	1,332	115	12	21	10	10	3
<b>MORGAN</b>										
MORGAN CIRCUIT COURT	184	3	36	0	0	0	72	227	79	2
MORGAN SUPERIOR COURT	57	262	76	0	0	1	0	0	0	0
MORGAN COUNTY COURT	40	825	325	21	0	0	0	0	0	0
TOTAL-COURTS OF RECORD:	281	1,090	437	21	0	1	72	227	79	2
MARTINSVILLE CITY COURT	0	143	0	1,266	0	0	0	0	0	0
MOORESVILLE TOWN COURT	0	257	0	3,870	0	0	0	0	0	0
TOTAL-CITY AND TOWN:	0	400	0	5,136	0	0	0	0	0	0
GRAND TOTAL:	281	1,490	437	5,157	0	1	72	227	79	2
<b>NEWTON</b>										
NEWTON CIRCUIT COURT	12	5	0	0	0	1	0	4	0	0

CASES DISPOSED

- - - CIVIL - - -

CP	SC	RCP	DR	RDR	MH	AD	ES	GU	TR	MI	TOTAL
0	91	13	0	0	0	0	0	0	0	0	1,051
33	91	15	66	15	17	3	19	8	1	41	1,371
0	0	0	0	0	0	0	0	0	0	0	51
0	0	0	0	0	0	0	0	0	0	0	51
33	91	15	66	15	17	3	19	8	1	41	1,422
225	0	97	140	127	5	16	84	16	4	14	1,373
91	0	31	79	11	0	4	26	3	0	0	462
0	175	11	0	0	0	0	0	0	0	0	611
316	175	139	219	138	5	20	110	19	4	14	2,446
0	0	0	0	0	0	0	0	0	0	0	160
0	0	0	0	0	0	0	0	0	0	19	2,074
0	0	0	0	0	0	0	0	0	0	19	2,234
316	175	139	219	138	5	20	110	19	4	33	4,680
138	0	27	104	72	127	52	173	52	4	0	1,748
250	0	81	202	168	0	0	0	0	0	0	959
0	12	3	0	0	0	0	0	0	0	0	15
204	0	122	206	148	0	0	0	0	0	0	911
0	12	1	0	0	0	0	0	0	0	0	13
227	0	154	223	139	0	0	0	0	0	0	1,066
0	10	5	0	0	0	0	0	0	0	0	15
0	0	0	4	0	0	0	0	0	0	0	4
0	1	0	0	0	0	0	0	0	0	0	11,071
353	0	37	193	84	0	0	0	0	0	0	667
0	3,723	1,781	0	0	0	0	0	0	0	0	5,846
1,172	3,758	2,211	932	611	127	52	173	52	4	0	22,315
1,172	3,758	2,211	932	611	127	52	173	52	4	0	22,315
95	0	14	168	36	320	25	69	19	355	2	1,195
34	712	174	0	0	0	0	0	0	0	0	1,950
129	712	188	168	36	320	25	69	19	355	2	3,145
7	0	0	0	0	0	0	0	0	0	0	1,409
7	0	0	0	0	0	0	0	0	0	0	1,409
136	712	188	168	36	320	25	69	19	355	2	4,554
356	0	61	89	73	6	26	31	43	0	2	1,290
230	0	56	371	203	2	14	97	14	1	0	1,384
16	1,657	850	0	0	0	0	0	0	0	0	3,734
602	1,657	967	460	276	8	40	128	57	1	2	6,408
0	0	0	0	0	0	0	0	0	0	0	1,409
0	0	0	0	0	0	0	0	0	0	0	4,127
0	0	0	0	0	0	0	0	0	0	0	5,536
602	1,657	967	460	276	8	40	128	57	1	2	11,944
154	0	5	60	3	3	1	33	3	0	0	284

CASES DISPOSED

- - - CRIMINAL - - -

	CF	CM	RGR	IF	OV	MC	JC	JD	JP	JM
<b>NEWTON</b>										
NEWTON SUPERIOR COURT	0	0	0	0	0	0	0	0	0	0
NEWTON SUPERIOR COURT CCF	108	190	17	0	1,212	4	0	0	0	0
TOTAL-COURTS OF RECORD:	120	195	17	0	1,212	5	0	4	0	0
GRAND TOTAL:	120	195	17	0	1,212	5	0	4	0	0
<b>NOBLE</b>										
NOBLE CIRCUIT COURT	33	1	9	0	0	5	12	10	28	25
NOBLE SUPERIOR COURT	20	0	11	0	0	0	23	96	67	7
NOBLE COUNTY COURT	247	795	126	1,574	45	0	0	0	0	0
TOTAL-COURTS OF RECORD:	300	796	146	1,574	45	5	35	106	95	32
CROMWELL TOWN COURT	0	0	0	1,322	0	0	0	0	0	0
TOTAL-CITY AND TOWN:	0	0	0	1,322	0	0	0	0	0	0
GRAND TOTAL:	300	796	146	2,896	45	5	35	106	95	32
<b>OHIO</b>										
OHIO CIRCUIT COURT	0	0	0	0	0	0	0	14	0	0
OHIO SUPERIOR COURT	26	123	17	0	0	0	0	0	0	0
OHIO SUPERIOR COURT CCF	0	0	0	164	0	0	0	0	0	0
TOTAL-COURTS OF RECORD:	26	123	17	164	0	0	0	14	0	0
GRAND TOTAL:	26	123	17	164	0	0	0	14	0	0
<b>ORANGE</b>										
ORANGE CIRCUIT COURT	79	8	3	0	0	51	19	32	16	17
ORANGE COUNTY COURT	31	888	0	1,229	0	0	0	0	0	0
TOTAL-COURTS OF RECORD:	110	896	3	1,229	0	51	19	32	16	17
GRAND TOTAL:	110	896	3	1,229	0	51	19	32	16	17
<b>OWEN</b>										
OWEN CIRCUIT COURT	95	341	235	0	0	8	11	91	21	3
OWEN CIRCUIT COURT CCF	0	5	0	979	0	0	0	0	0	0
TOTAL-COURTS OF RECORD:	95	346	235	979	0	8	11	91	21	3
GRAND TOTAL:	95	346	235	979	0	8	11	91	21	3
<b>PARKE</b>										
PARKE CIRCUIT COURT	47	0	0	0	0	3	8	8	3	0
PARKE CIRCUIT COURT CCF	0	534	0	924	0	0	0	0	0	0
TOTAL-COURTS OF RECORD:	47	534	0	924	0	3	8	8	3	0
GRAND TOTAL:	47	534	0	924	0	3	8	8	3	0
<b>PERRY</b>										
PERRY CIRCUIT COURT	53	287	32	0	0	0	16	19	11	0
PERRY CIRCUIT COURT CCF	0	0	0	1,323	0	0	0	0	0	0
TOTAL-COURTS OF RECORD:	53	287	32	1,323	0	0	16	19	11	0
CANNELTON CITY COURT	7	14	16	13	0	0	0	0	0	0
ABOLISHED 12/31/87										
TELL CITY CITY COURT	0	312	0	341	11	0	0	0	0	0
TOTAL-CITY AND TOWN:	7	326	16	354	11	0	0	0	0	0
GRAND TOTAL:	60	613	48	1,677	11	0	16	19	11	0
<b>PIKE</b>										
PIKE CIRCUIT COURT	48	0	15	0	0	16	4	19	18	11
PIKE CIRCUIT COURT CCF	31	255	35	611	0	148	0	0	0	0



CASES DISPOSED

- - - CRIMINAL - - -

	CF	CM	RCR	IF	OV	MC	JC	JD	JP	JM
<b>PIKE</b>										
TOTAL-COURTS OF RECORD:	79	255	50	611	0	164	4	19	18	11
GRAND TOTAL:	79	255	50	611	0	164	4	19	18	11
<b>PORTER</b>										
PORTER CIRCUIT COURT	104	0	103	0	0	15	255	456	130	5
PORTER CIR & SUP 1 AND 2										
PORTER SUPERIOR COURT 3	190	1,378	350	0	0	0	0	0	0	0
PORTER SUPERIOR COURT 3 CCF	0	0	0	5,570	60	0	0	0	0	0
PORTER COUNTY COURT	119	1,023	48	5,458	18	8	0	0	0	0
TOTAL-COURTS OF RECORD:	413	2,401	501	11,028	78	23	255	456	130	5
CHESTERTON TOWN COURT	0	197	0	784	199	4	0	0	0	0
TOTAL-CITY AND TOWN:	0	197	0	784	199	4	0	0	0	0
GRAND TOTAL:	413	2,598	501	11,812	277	27	255	456	130	5
<b>POSEY</b>										
POSEY CIRCUIT COURT	32	2	3	0	0	0	1	54	3	18
POSEY COUNTY COURT	54	567	71	1,607	33	0	0	0	0	0
TOTAL-COURTS OF RECORD:	86	569	74	1,607	33	0	1	54	3	18
GRAND TOTAL:	86	569	74	1,607	33	0	1	54	3	18
<b>PULASKI</b>										
PULASKI CIRCUIT COURT	32	3	24	0	0	10	2	23	7	4
PULASKI COUNTY COURT	78	335	37	683	0	0	0	0	0	0
TOTAL-COURTS OF RECORD:	110	338	61	683	0	10	2	23	7	4
GRAND TOTAL:	110	338	61	683	0	10	2	23	7	4
<b>PUTNAM</b>										
PUTNAM CIRCUIT COURT	55	0	27	0	0	7	13	101	33	16
PUTNAM COUNTY COURT	105	510	69	2,581	0	2	0	0	0	0
TOTAL-COURTS OF RECORD:	160	510	96	2,581	0	9	13	101	33	16
GRAND TOTAL:	160	510	96	2,581	0	9	13	101	33	16
<b>RANDOLPH</b>										
RANDOLPH CIRCUIT COURT	19	1	11	0	0	3	51	73	42	36
RANDOLPH COUNTY COURT	37	175	3	0	0	0	0	0	0	0
TOTAL-COURTS OF RECORD:	56	176	14	0	0	3	51	73	42	36
WINCHESTER CITY COURT	0	175	0	2,325	24	0	0	0	0	0
UNION CITY COURT	0	162	3	156	22	0	0	0	0	0
TOTAL-CITY AND TOWN:	0	337	3	2,481	46	0	0	0	0	0
GRAND TOTAL:	56	513	17	2,481	46	3	51	73	42	36
<b>RIPLEY</b>										
RIPLEY CIRCUIT COURT	58	23	38	0	0	2	3	12	16	87
RIPLEY CIRCUIT COURT CCF	0	0	0	0	0	0	0	0	0	0
TOTAL-COURTS OF RECORD:	58	23	38	0	0	2	3	12	16	87
BATESVILLE CITY COURT	0	398	0	1,569	71	47	0	0	0	0
VERSAILLES CITY COURT	0	345	0	1,173	0	0	0	0	0	0
TOTAL-CITY AND TOWN:	0	743	0	2,742	71	47	0	0	0	0
GRAND TOTAL:	58	766	38	2,742	71	49	3	12	16	87
<b>RUSH</b>										
RUSH CIRCUIT COURT	48	3	7	0	0	0	16	6	30	48

- - - CIVIL - - -

CP	SC	RCP	DR	RDR	MH	AD	ES	GU	TR	MI	TOTAL
108	112	54	137	73	5	4	66	20	2	17	1,809
108	112	54	137	73	5	4	66	20	2	17	1,809
2,145	0	173	815	899	156	68	219	25	1	191	5,760
28	0	0	21	3	0	0	0	0	0	0	1,970
3	1,722	1,144	0	0	0	0	0	0	0	0	8,499
40	1,221	340	0	0	0	0	0	0	0	0	8,275
2,216	2,943	1,657	836	902	156	68	219	25	1	191	24,504
0	0	0	0	0	0	0	0	0	0	0	1,184
0	0	0	0	0	0	0	0	0	0	0	1,184
2,216	2,943	1,657	836	902	156	68	219	25	1	191	25,688
67	0	10	170	95	8	6	72	17	0	0	558
10	285	50	0	0	0	0	0	0	0	0	2,677
77	285	60	170	95	8	6	72	17	0	0	3,235
77	285	60	170	95	8	6	72	17	0	0	3,235
147	0	60	89	80	9	8	59	13	0	2	572
2	234	67	0	0	0	0	0	0	0	0	1,436
149	234	127	89	80	9	8	59	13	0	2	2,008
149	234	127	89	80	9	8	59	13	0	2	2,008
186	0	21	270	203	17	30	113	56	3	117	1,268
39	1,072	264	0	0	0	0	0	0	0	0	4,642
225	1,072	285	270	203	17	30	113	56	3	117	5,910
225	1,072	285	270	203	17	30	113	56	3	117	5,910
113	0	19	246	169	32	29	92	16	2	345	1,299
17	718	278	0	0	0	0	0	0	0	2	1,230
130	718	297	246	169	32	29	92	16	2	347	2,529
0	0	0	0	0	0	0	0	0	0	0	2,524
0	0	0	0	0	0	0	0	0	0	0	343
0	0	0	0	0	0	0	0	0	0	0	2,867
130	718	297	246	169	32	29	92	16	2	347	5,396
174	0	38	124	100	1	5	54	9	0	5	749
0	625	397	0	0	0	0	0	0	0	0	1,022
174	625	435	124	100	1	5	54	9	0	5	1,771
130	0	21	0	0	0	0	0	0	0	0	2,236
0	0	0	0	0	0	0	0	0	0	0	1,518
130	0	21	0	0	0	0	0	0	0	0	3,754
304	625	456	124	100	1	5	54	9	0	5	5,525
78	0	32	94	68	1	10	76	11	0	9	537

CASES DISPOSED

- - - CRIMINAL - - -

	CF	CM	RCR	IF	OV	MC	JC	JD	JP	JM
<b>RUSH</b>										
RUSH COUNTY COURT	25	230	37	1,013	0	2	0	0	0	0
TOTAL-COURTS OF RECORD:	73	233	44	1,013	0	2	16	6	30	48
GRAND TOTAL:	73	233	44	1,013	0	2	16	6	30	48
<b>ST. JOSEPH</b>										
ST. JOSEPH CIRCUIT COURT	4	0	0	0	0	0	0	0	0	0
ST. JOSEPH SUPERIOR COURT	690	0	332	0	0	2	0	0	0	0
ST. JOSEPH SUPERIOR COURT CCF	0	4,439	0	8,776	1	0	0	0	0	0
ST. JOSEPH PROBATE COURT	0	0	0	0	0	0	253	706	894	160
TOTAL-COURTS OF RECORD:	694	4,439	332	8,776	1	2	253	706	894	160
WALKERTON TOWN COURT	0	169	0	649	14	0	0	0	0	0
TOTAL-CITY AND TOWN:	0	169	0	649	14	0	0	0	0	0
GRAND TOTAL:	694	4,608	332	9,425	15	2	253	706	894	160
<b>SCOTT</b>										
SCOTT CIRCUIT COURT	47	0	8	0	0	1	17	23	36	120
SCOTT COUNTY COURT	63	985	15	1,966	12	0	0	0	0	0
TOTAL-COURTS OF RECORD:	110	985	23	1,966	12	1	17	23	36	120
GRAND TOTAL:	110	985	23	1,966	12	1	17	23	36	120
<b>SHELBY</b>										
SHELBY CIRCUIT COURT	15	0	0	0	0	0	0	0	0	0
SHELBY SUPERIOR COURT	88	1	13	0	0	14	11	72	19	67
SHELBY COUNTY COURT	144	1,099	169	2,634	0	20	0	0	0	0
TOTAL-COURTS OF RECORD:	247	1,100	182	2,634	0	34	11	72	19	67
GRAND TOTAL:	247	1,100	182	2,634	0	34	11	72	19	67
<b>SPENCER</b>										
SPENCER CIRCUIT COURT	71	0	5	0	0	0	4	16	7	0
SPENCER CIRCUIT COURT CCF	0	543	0	3,091	0	0	0	0	0	0
TOTAL-COURTS OF RECORD:	71	543	5	3,091	0	0	4	16	7	0
ROCKPORT CITY COURT	0	48	0	0	0	0	0	0	0	0
2, 3 & 4 QUARTERS AVERAGED										
TOTAL-CITY AND TOWN:	0	48	0	0	0	0	0	0	0	0
GRAND TOTAL:	71	591	5	3,091	0	0	4	16	7	0
<b>STARKE</b>										
STARKE CIRCUIT COURT	188	2	13	0	0	0	5	51	33	0
STARKE CIRCUIT COURT CCF	0	0	0	0	0	0	0	0	0	0
TOTAL-COURTS OF RECORD:	188	2	13	0	0	0	5	51	33	0
KNOX CITY COURT	0	523	0	1,871	0	0	0	0	0	0
TOTAL-CITY AND TOWN:	0	523	0	1,871	0	0	0	0	0	0
GRAND TOTAL:	188	525	13	1,871	0	0	5	51	33	0
<b>STEBEN</b>										
STEBEN CIRCUIT COURT	45	29	19	0	0	2	40	70	47	13
STEBEN SUPERIOR COURT	83	0	66	0	0	0	0	0	0	0
STEBEN SUPERIOR COURT CCF	0	767	0	1,756	0	3	0	0	0	0
TOTAL-COURTS OF RECORD:	128	796	85	1,756	0	5	40	70	47	13
FREMONT TOWN COURT	0	195	0	3,345	165	18	0	0	0	0
TOTAL-CITY AND TOWN:	0	195	0	3,345	165	18	0	0	0	0
GRAND TOTAL:	128	991	85	5,101	165	23	40	70	47	13
<b>SULLIVAN</b>										
SULLIVAN CIRCUIT COURT	13	0	0	0	0	0	35	12	17	0



- - - CIVIL - - -

CP	SC	RCP	DR	RDR	MH	AD	ES	GU	TR	MI	TOTAL
9	448	150	0	0	0	0	0	0	0	2	1,916
87	448	182	94	68	1	10	76	11	0	11	2,453
87	448	182	94	68	1	10	76	11	0	11	2,453
1,492	0	446	724	80	0	0	15	3	0	95	2,859
1,495	0	556	808	1,572	125	0	129	11	0	83	5,803
0	13,328	5,543	0	0	0	0	0	0	0	0	32,087
55	0	0	0	0	0	116	565	95	0	0	2,844
3,042	13,328	6,545	1,532	1,652	125	116	709	109	0	178	43,593
0	0	0	0	0	0	0	0	0	0	0	832
0	0	0	0	0	0	0	0	0	0	0	832
3,042	13,328	6,545	1,532	1,652	125	116	709	109	0	178	44,425
198	0	20	329	142	58	8	49	13	0	199	1,268
45	321	75	0	0	0	0	0	0	0	0	3,482
243	321	95	329	142	58	8	49	13	0	199	4,750
243	321	95	329	142	58	8	49	13	0	199	4,750
225	0	44	187	66	10	12	134	22	5	10	900
139	0	13	147	65	10	11	17	24	0	8	719
68	2,188	797	0	0	0	0	0	0	0	0	7,119
432	2,188	854	334	301	20	23	151	46	5	18	8,738
432	2,188	854	334	301	20	23	151	46	5	18	8,738
219	0	26	172	25	4	7	77	26	0	0	659
0	231	53	0	0	0	0	0	0	0	0	3,918
219	231	79	172	25	4	7	77	26	0	0	4,577
0	0	0	0	0	0	0	0	0	0	0	48
0	0	0	0	0	0	0	0	0	0	0	48
219	231	79	172	25	4	7	77	26	0	0	4,625
418	0	421	157	200	0	19	73	28	0	3	1,611
0	257	95	0	0	0	0	0	0	0	0	352
418	257	516	157	200	0	19	73	28	0	3	1,963
0	0	0	0	0	0	0	0	0	0	0	2,394
0	0	0	0	0	0	0	0	0	0	0	2,394
418	257	516	157	200	0	19	73	28	0	3	4,357
155	0	32	136	223	3	20	71	43	0	37	985
35	0	13	50	1	2	0	0	0	0	4	254
0	620	85	0	0	0	0	0	0	0	0	3,231
190	620	130	186	224	5	20	71	43	0	41	4,470
0	0	0	0	0	0	0	0	0	0	0	3,723
0	0	0	0	0	0	0	0	0	0	0	3,723
190	620	130	186	224	5	20	71	43	0	41	8,193
206	0	4	190	31	11	4	69	12	0	0	604

CASES DISPOSED

- - - C R I M I N A L - - -

	CF	CM	RCR	IF	OV	MC	JC	JD	JP	JM
<b>SULLIVAN</b>										
SULLIVAN COUNTY COURT	51	449	13	2,018	7	3	0	0	0	0
TOTAL-COURTS OF RECORD:	64	449	13	2,018	7	3	35	12	17	0
GRAND TOTAL:	64	449	13	2,018	7	3	35	12	17	0
<b>SWITZERLAND</b>										
SWITZERLAND CIRCUIT COURT	30	173	2	0	0	0	5	38	6	43
SWITZERLAND CIR & SUP										
SWITZERLAND CIRCUIT COURT CCF	0	0	0	177	0	0	0	0	0	0
SWITZERLAND CIR & SUP										
TOTAL-COURTS OF RECORD:	30	173	2	177	0	0	5	38	6	43
GRAND TOTAL:	30	173	2	177	0	0	5	38	6	43
<b>TIPPECANOE</b>										
TIPPECANOE CIRCUIT COURT	6	0	0	0	0	0	1	0	11	0
TIPPECANOE SUPERIOR COURT 1	258	0	67	0	0	0	0	0	0	0
TIPPECANOE SUPERIOR COURT 2	0	0	6	0	0	0	0	0	0	0
TIPPECANOE SUPERIOR COURT 3	0	3	0	0	0	0	152	324	166	441
TIPPECANOE COUNTY COURT 1	76	0	0	20	10	0	0	0	0	0
TIPPECANOE COUNTY COURT 2	348	1,640	0	8,386	375	130	0	0	0	0
TOTAL-COURTS OF RECORD:	688	1,643	73	8,406	385	130	153	324	177	441
WEST LAFAYETTE CITY COURT	0	42	0	2,537	224	0	0	0	0	0
TOTAL-CITY AND TOWN:	0	42	0	2,537	224	0	0	0	0	0
GRAND TOTAL:	688	1,685	73	10,943	609	130	153	324	177	441
<b>TIPTON</b>										
TIPTON CIRCUIT COURT	85	88	12	0	0	1	14	22	6	0
TIPTON CIRCUIT COURT CCF	0	0	0	0	0	0	0	0	0	0
TOTAL-COURTS OF RECORD:	85	88	12	0	0	1	14	22	6	0
TIPTON CITY COURT	0	276	0	1,382	3	0	0	0	0	0
SHARPSVILLE TOWN COURT	0	22	0	1,586	0	0	0	0	0	0
TOTAL-CITY AND TOWN:	0	298	0	2,968	3	0	0	0	0	0
GRAND TOTAL:	85	386	12	2,968	3	1	14	22	6	0
<b>UNION</b>										
UNION CIRCUIT COURT	14	210	0	0	0	0	0	0	0	0
UNION CIRCUIT COURT CCF	14	210	0	1,024	0	0	0	0	0	0
TOTAL-COURTS OF RECORD:	28	420	0	1,024	0	0	0	0	0	0
GRAND TOTAL:	28	420	0	1,024	0	0	0	0	0	0
<b>VANDEBURGH</b>										
VANDEBURGH CIRCUIT COURT	652	0	248	0	0	0	0	0	0	0
2, 3 & 4 QUARTERS AVERAGED										
VANDEBURGH SUPERIOR COURT	0	0	0	0	0	0	660	363	472	190
JUVENILE										
VANDEBURGH SUPERIOR COURT CCF	0	0	0	0	226	0	0	0	0	0
VANDEBURGH SUPERIOR COURT	484	0	0	0	0	0	0	0	0	0
VANDEBURGH SUPERIOR COURT CCF	990	3,764	0	17,538	0	0	0	0	0	0
MISDEMEANOR										
TOTAL-COURTS OF RECORD:	2,126	3,764	248	17,538	226	0	660	363	472	190
GRAND TOTAL:	2,126	3,764	248	17,538	226	0	660	363	472	190
<b>VERMILLION</b>										
VERMILLION CIRCUIT COURT	69	0	11	0	0	0	39	12	45	0

CASES DISPOSED

- - - CIVIL - - -

CP	SC	RCP	DR	RDR	MH	AD	ES	GU	TR	MI	TOTAL
15	650	168	0	0	0	0	0	0	0	61	3,435
221	650	172	190	31	11	4	69	12	0	61	4,039
221	650	172	190	31	11	4	69	12	0	61	4,039
33	0	1	38	0	0	17	14	6	0	0	406
0	115	2	0	0	0	0	0	0	0	0	294
33	115	3	38	0	0	17	14	6	0	0	700
33	115	3	38	0	0	17	14	6	0	0	700
401	0	6	95	3	55	69	363	55	0	31	1,096
100	0	60	376	362	11	0	0	0	0	0	1,234
60	0	20	329	146	20	0	0	0	0	0	581
0	0	0	15	111	0	0	0	0	0	0	1,212
507	5,266	2,797	0	0	0	0	0	0	0	0	8,676
0	0	0	0	0	0	0	0	0	0	0	10,879
1,068	5,266	2,883	815	622	86	69	363	55	0	31	23,678
0	0	0	0	0	0	0	0	0	0	0	2,803
0	0	0	0	0	0	0	0	0	0	0	2,803
1,068	5,266	2,883	815	622	86	69	363	55	0	31	26,481
169	0	20	129	85	6	7	74	19	4	2	743
0	173	0	0	0	0	0	0	0	0	0	173
169	173	20	129	85	6	7	74	19	4	2	916
0	0	0	0	0	0	0	0	0	0	0	1,661
0	0	0	0	0	0	0	0	0	0	0	1,608
0	0	0	0	0	0	0	0	0	0	0	3,269
169	173	20	129	85	6	7	74	19	4	2	4,185
61	0	2	51	25	0	0	24	5	1	4	397
17	79	2	0	0	0	0	0	0	0	0	1,346
78	79	4	51	25	0	0	24	5	1	4	1,743
78	79	4	51	25	0	0	24	5	1	4	1,743
312	0	76	0	0	0	0	0	0	0	0	1,288
13	0	0	0	0	0	112	342	308	1	0	2,461
0	7,061	3,815	0	0	0	0	0	0	0	0	11,102
1,462	0	561	2,067	1,110	254	0	0	0	0	0	5,938
0	0	0	0	0	0	0	0	0	0	0	22,292
1,787	7,061	4,452	2,067	1,110	254	112	342	308	1	0	43,081
1,787	7,061	4,452	2,067	1,110	254	112	342	308	1	0	43,081
95	0	17	84	65	0	9	69	9	0	0	524

- - - C R I M I N A L - - -

	CF	CM	RGR	IF	OV	MC	JC	JD	JP	JM
<b>VERMILLION</b>										
VERMILLION CIRCUIT COURT CCF	0	276	6	393	0	0	0	0	0	0
TOTAL-COURTS OF RECORD:	69	276	17	393	0	0	39	12	45	0
CLINTON CITY COURT	0	18	0	1,958	83	0	0	0	0	0
TOTAL-CITY AND TOWN:	0	18	0	1,958	83	0	0	0	0	0
GRAND TOTAL:	69	294	17	2,351	83	0	39	12	45	0
<b>VIGO</b>										
VIGO CIRCUIT COURT	123	3	76	0	0	1	60	295	228	16
VIGO SUPERIOR COURT 1	63	11	16	0	0	68	0	0	0	0
VIGO SUPERIOR COURT 2	0	0	0	0	0	0	0	0	0	0
VIGO COUNTY COURT - DIV. 4	1	1	1	1	0	0	0	0	0	0
VIGO COUNTY COURT - DIV. 5	320	1,026	221	32	0	267	0	0	0	0
TOTAL-COURTS OF RECORD:	507	1,041	314	33	0	336	60	295	228	16
TERRE HAUTE CITY COURT	0	1,770	0	6,533	55	0	0	0	0	0
TOTAL-CITY AND TOWN:	0	1,770	0	6,533	55	0	0	0	0	0
GRAND TOTAL:	507	2,811	314	6,566	55	336	60	295	228	16
<b>WABASH</b>										
WABASH CIRCUIT COURT	51	0	10	0	0	0	20	133	11	1
WABASH COUNTY COURT	47	1,243	187	2,011	0	0	0	0	0	0
TOTAL-COURTS OF RECORD:	98	1,243	197	2,011	0	0	20	133	11	1
WABASH CITY COURT	0	0	0	0	0	0	0	0	0	0
NORTH MANCHESTER TOWN COURT	0	0	0	146	0	0	0	0	0	0
TOTAL-CITY AND TOWN:	0	0	0	146	0	0	0	0	0	0
GRAND TOTAL:	98	1,243	197	2,157	0	0	20	133	11	1
<b>WARREN</b>										
WARREN CIRCUIT COURT	53	0	9	0	0	3	7	47	32	9
WARREN CIRCUIT COURT CCF	0	154	2	1,184	1	2	0	0	0	0
TOTAL-COURTS OF RECORD:	53	154	11	1,184	1	5	7	47	32	9
GRAND TOTAL:	53	154	11	1,184	1	5	7	47	32	9
<b>WARRICK</b>										
WARRICK CIRCUIT COURT	88	0	10	0	0	0	28	41	35	0
WARRICK SUPERIOR COURT	95	0	25	0	0	60	0	10	4	0
WARRICK SUPERIOR COURT CCF	0	1,133	0	4,208	0	0	0	0	0	0
TOTAL-COURTS OF RECORD:	183	1,133	35	4,208	0	60	28	51	39	0
GRAND TOTAL:	183	1,133	35	4,208	0	60	28	51	39	0
<b>WASHINGTON</b>										
WASHINGTON CIRCUIT COURT	208	239	79	0	0	0	29	27	0	104
WASHINGTON CIRCUIT COURT CCF	0	0	0	56	0	0	0	0	0	0
WASHINGTON SUPERIOR COURT	0	0	0	0	0	0	0	0	0	0
WASHINGTON SUPERIOR COURT CCF	106	84	29	1	0	0	0	0	0	0
TOTAL-COURTS OF RECORD:	314	323	108	57	0	0	29	27	0	104
SALEM CITY COURT	0	83	0	881	0	58	0	0	0	0
TOTAL-CITY AND TOWN:	0	83	0	881	0	58	0	0	0	0
GRAND TOTAL:	314	406	108	938	0	58	29	27	0	104
<b>WAYNE</b>										
WAYNE CIRCUIT COURT	100	6	27	0	0	64	25	36	4	24
WAYNE SUPERIOR COURT 1	98	0	33	0	0	30	16	21	1	20

CASES DISPOSED

- - - CIVIL - - -

CP	SC	RCP	DR	RDR	MH	AD	ES	GU	TR	MI	TOTAL
0	235	105	0	0	0	0	0	0	0	0	1,015
95	235	122	84	65	0	9	69	9	0	0	1,539
0	0	0	0	0	0	0	0	0	0	0	2,059
0	0	0	0	0	0	0	0	0	0	0	2,059
95	235	122	84	65	0	9	69	9	0	0	3,598
125	0	17	313	97	1	53	291	41	2	85	1,827
367	0	62	288	148	0	0	0	0	0	13	1,036
165	0	32	664	196	116	0	115	16	0	160	1,464
607	2,463	2,183	0	0	0	0	0	0	0	2	5,259
32	887	204	0	0	0	0	0	0	0	0	2,989
1,296	3,350	2,498	1,265	441	117	53	406	57	2	260	12,575
0	0	0	0	0	0	0	0	0	0	0	8,358
0	0	0	0	0	0	0	0	0	0	0	8,358
1,296	3,350	2,498	1,265	441	117	53	406	57	2	260	20,933
288	0	70	214	233	7	59	181	20	1	2	1,301
18	956	1,113	0	0	0	0	0	0	0	0	5,575
306	956	1,183	214	233	7	59	181	20	1	2	6,876
237	0	142	0	0	0	0	0	0	0	0	379
0	0	0	0	0	0	0	0	0	0	0	146
237	0	142	0	0	0	0	0	0	0	0	525
543	956	1,325	214	233	7	59	181	20	1	2	7,401
48	0	13	41	51	2	13	44	19	0	10	401
1	65	10	0	0	0	0	0	0	0	1	1,420
49	65	23	41	51	2	13	44	19	0	11	1,821
49	65	23	41	51	2	13	44	19	0	11	1,821
564	0	27	188	122	28	15	49	22	0	0	1,217
80	0	23	104	41	0	9	26	9	0	0	486
0	805	576	0	0	0	0	0	0	0	198	6,920
644	805	626	292	163	28	24	75	31	0	198	8,623
644	805	626	292	163	28	24	75	31	0	198	8,623
429	0	213	120	94	8	10	62	6	0	1	1,629
0	67	226	0	0	0	0	0	0	0	0	349
194	0	30	245	102	0	0	0	0	0	0	571
0	380	109	0	0	0	0	0	0	0	0	709
623	447	578	365	196	8	10	62	6	0	1	3,258
0	0	0	0	0	0	0	0	0	0	0	1,022
0	0	0	0	0	0	0	0	0	0	0	1,022
623	447	578	365	196	8	10	62	6	0	1	4,280
177	0	29	269	82	47	2	31	15	0	30	968
152	0	40	224	74	35	14	205	53	0	28	1,044

CASES DISPOSED

- - - CRIMINAL - - -

	CF	CM	RCR	IF	OV	MC	JC	JD	JP	JM
<b>WAYNE</b>										
WAYNE SUPERIOR COURT 2	127	0	48	0	0	19	26	35	99	31
WAYNE SUPERIOR COURT 3 CCF	187	2,414	0	8,148	350	405	0	0	0	0
TOTAL-COURTS OF RECORD:	512	2,420	108	8,148	350	518	67	92	104	75
HAGERSTOWN TOWN COURT	0	34	0	473	6	0	0	0	0	0
TOTAL-CITY AND TOWN:	0	34	0	473	6	0	0	0	0	0
GRAND TOTAL:	512	2,454	108	8,621	356	518	67	92	104	75
<b>WELLS</b>										
WELLS CIRCUIT COURT	18	2	4	0	0	12	25	16	14	68
WELLS SUPERIOR COURT	6	0	0	0	0	0	0	0	0	0
WELLS SUPERIOR COURT CCF	92	412	122	256	1	1	0	0	0	0
TOTAL-COURTS OF RECORD:	116	414	126	256	1	13	25	16	14	68
BLUFFTON CITY COURT	0	1	0	1,929	13	0	0	0	0	0
TOTAL-CITY AND TOWN:	0	1	0	1,929	13	0	0	0	0	0
GRAND TOTAL:	116	415	126	2,185	14	13	25	16	14	68
<b>WHITE</b>										
WHITE CIRCUIT COURT	8	0	16	0	0	0	22	22	5	0
WHITE SUPERIOR COURT	68	0	13	0	0	0	0	0	0	0
WHITE SUPERIOR COURT CCF	0	370	37	1,816	12	0	0	0	0	0
TOTAL-COURTS OF RECORD:	76	370	66	1,816	12	0	22	22	5	0
MONON TOWN COURT	0	0	0	8	0	0	0	0	0	0
2, 3 & 4 QUARTERS AVERAGED										
TOTAL-CITY AND TOWN:	0	0	0	8	0	0	0	0	0	0
GRAND TOTAL:	76	370	66	1,824	12	0	22	22	5	0
<b>WHITLEY</b>										
WHITLEY CIRCUIT COURT	8	1	4	0	0	0	5	52	1	0
WHITLEY SUPERIOR COURT	0	0	0	0	0	0	0	0	0	0
WHITLEY SUPERIOR COURT CCF	114	399	112	2,454	0	0	0	0	0	0
TOTAL-COURTS OF RECORD:	122	400	116	2,454	0	0	5	52	1	0
GRAND TOTAL:	122	400	116	2,454	0	0	5	52	1	0

CASES DISPOSED

- - - CIVIL - - -

GP	SC	RCP	DR	RDR	MH	AD	ES	GU	TR	MI	TOTAL
88	0	14	183	96	15	1	54	16	0	13	865
110	1,563	924	0	0	0	0	0	0	0	1,053	15,154
527	1,563	1,007	676	252	97	17	290	84	0	1,124	18,031
0	0	0	0	0	0	0	0	0	0	0	513
0	0	0	0	0	0	0	0	0	0	0	513
527	1,563	1,007	676	252	97	17	290	84	0	1,124	18,544
331	0	49	112	154	30	16	175	30	0	30	1,086
74	0	26	62	5	1	0	0	0	0	28	202
0	567	243	0	0	0	0	0	0	0	0	1,694
405	567	318	174	159	31	16	175	30	0	58	2,982
0	0	0	0	0	0	0	0	0	0	0	1,943
0	0	0	0	0	0	0	0	0	0	0	1,943
405	567	318	174	159	31	16	175	30	0	58	4,925
205	0	51	142	169	0	9	132	28	2	10	821
46	0	10	0	0	0	0	0	0	0	0	137
0	554	319	0	0	0	0	0	0	0	38	3,146
251	554	380	142	169	0	9	132	28	2	48	4,104
0	0	0	0	0	0	0	0	0	0	0	8
0	0	0	0	0	0	0	0	0	0	0	8
251	554	380	142	169	0	9	132	28	2	48	4,112
198	0	31	192	151	6	17	110	15	2	1	794
36	0	5	36	7	0	0	0	0	0	0	84
0	658	215	0	0	0	0	0	0	0	0	3,952
234	658	251	228	158	6	17	110	15	2	1	4,830
234	658	251	228	158	6	17	110	15	2	1	4,830

C A S E S   D I S P O S E D

- - - C R I M I N A L - - -

	CF	CM	RCR	IF	OV	MC	JC	JD	JP	JM
TOTALS FOR SUPERIOR AND CIRCUIT COURTS	16,079	11,149	6,304	0	0	1,055	5,531	15,999	12,198	7,243
TOTALS FOR COUNTY, MUNICIPAL COURTS AND CCF	16,428	123,821	5,276	374,464	55,038	1,350	0	0	0	0
TOTALS FOR SMALL CLAIM COURTS	0	0	0	0	0	0	0	0	0	0
TOTALS FOR CITY & TOWN COURTS	53	35,743	508	129,014	15,715	1,665	0	0	0	0
TOTALS FOR ALL COURTS	32,560	170,713	12,088	503,478	70,753	4,070	5,531	15,999	12,198	7,243



- - - CIVIL - - -

CP	SC	RCP	DR	RDR	MH	AD	ES	GU	TR	MI	TOTAL
56,749	0	14,150	44,868	34,193	4,127	3,184	16,155	5,233	561	4,607	259,385
16,126	128,299	68,210	0	0	350	0	0	0	0	2,021	791,383
0	60,986	19,264	0	0	0	0	0	0	0	854	81,104
17,345	0	2,135	0	0	0	0	0	0	0	142	202,320
90,220	189,285	103,759	44,868	34,193	4,477	3,184	16,155	5,233	561	7,624	1,334,192

- - - C R I M I N A L - - -

	CF	CM	RCR	IF	OV	MC	JC	JD	JP	JM	NAC
<b>ADAMS</b>											
ADAMS CIRCUIT COURT	20	1	8	0	0	1	2	13	61	2	5
ADAMS SUPERIOR COURT	56	392	148	0	0	0	0	0	0	0	339
ADAMS SUPERIOR COURT CCF	0	0	0	605	4	0	0	0	0	0	356
TOTAL-COURTS OF RECORD:	76	393	156	605	4	1	2	13	61	2	700
GRAND TOTAL:	76	393	156	605	4	1	2	13	61	2	700
<b>ALLEN</b>											
ALLEN CIRCUIT COURT	705	0	16	0	0	0	0	0	0	0	0
ALLEN SUPERIOR COURT	198	0	222	0	0	0	132	57	142	142	0
ALLEN SUPERIOR COURT CCF	0	3,984	0	5,749	0	0	0	0	0	0	0
TOTAL-COURTS OF RECORD:	903	3,984	238	5,749	0	0	132	57	142	142	0
GRAND TOTAL:	903	3,984	238	5,749	0	0	132	57	142	142	0
<b>BARTHOLOMEW</b>											
BARTHOLOMEW CIRCUIT COURT	73	0	12	0	0	5	4	28	26	67	0
BARTHOLOMEW SUPERIOR COURT 1	203	0	29	0	0	2	0	0	0	0	0
BARTHOLOMEW SUPERIOR COURT 2	188	2,720	500	0	0	12	0	0	0	0	0
BARTHOLOMEW SUPERIOR COURT CCF	0	0	0	999	144	0	0	0	0	0	0
TOTAL-COURTS OF RECORD:	464	2,720	541	999	144	19	4	28	26	67	0
GRAND TOTAL:	464	2,720	541	999	144	19	4	28	26	67	0
<b>BENTON</b>											
BENTON CIRCUIT COURT	74	245	30	0	0	1	118	14	7	1	0
BENTON CIRCUIT COURT CCF	0	458	0	25	0	0	0	0	0	0	0
TOTAL-COURTS OF RECORD:	74	703	30	25	0	1	118	14	7	1	0
GRAND TOTAL:	74	703	30	25	0	1	118	14	7	1	0
<b>BLACKFORD</b>											
BLACKFORD CIRCUIT COURT	308	1	4	0	0	0	77	74	89	0	0
BLACKFORD COUNTY COURT	4	59	0	6	2	0	0	0	0	0	1
TOTAL-COURTS OF RECORD:	312	60	4	6	2	0	77	74	89	0	1
HARTFORD CITY CITY COURT	0	0	0	0	0	0	0	0	0	0	0
MONTEPELIER CITY COURT	0	0	0	168	0	0	0	0	0	0	0
TOTAL-CITY AND TOWN:	0	0	0	168	0	0	0	0	0	0	0
GRAND TOTAL:	312	60	4	174	2	0	77	74	89	0	1
<b>BOONE</b>											
BOONE CIRCUIT COURT	3	0	6	0	0	0	11	47	16	0	0
BOONE SUPERIOR COURT 1	40	4	9	0	0	0	0	0	0	0	0
BOONE SUPERIOR COURT 2	0	0	0	0	0	0	0	0	0	0	0
BOONE SUPERIOR COURT 2 CCF	69	209	0	63	0	0	0	0	0	0	43
TOTAL-COURTS OF RECORD:	112	213	15	63	0	0	11	47	16	0	43
LEBANON CITY COURT	0	7	0	3	0	0	0	0	0	0	0
THORNTOWN TOWN COURT	0	44	0	245	5	0	0	0	0	0	97
ZIONSVILLE TOWN COURT	0	1	0	54	22	0	0	0	0	0	0
JAMESTOWN TOWN COURT	0	0	0	3	0	0	0	0	0	0	0
TOTAL-CITY AND TOWN:	0	52	0	305	27	0	0	0	0	0	97
GRAND TOTAL:	112	265	15	368	27	0	11	47	16	0	140
<b>BROWN</b>											
BROWN CIRCUIT COURT	119	0	1	0	0	0	14	68	15	2	1
BROWN CIRCUIT COURT CCF	41	780	19	427	0	0	0	0	0	0	66



- - - CRIMINAL - - -

	CF	CM	RCR	IF	OV	MC	JC	JD	JP	JM	NAC
<b>BROWN</b>											
TOTAL-COURTS OF RECORD:	160	780	20	427	0	0	14	68	15	2	67
GRAND TOTAL:	160	780	20	427	0	0	14	68	15	2	67
<b>CARROLL</b>											
CARROLL CIRCUIT COURT	9	0	9	0	0	1	0	2	24	17	9
CARROLL CIRCUIT COURT CCF	41	214	43	120	0	0	0	0	0	0	223
TOTAL-COURTS OF RECORD:	50	214	52	120	0	1	0	2	24	17	232
DELPHI CITY COURT	0	0	0	0	0	0	0	0	0	0	0
BURLINGTON TOWN COURT	0	0	0	5	0	0	0	0	0	0	0
TOTAL-CITY AND TOWN:	0	0	0	5	0	0	0	0	0	0	0
GRAND TOTAL:	50	214	52	125	0	1	0	2	24	17	232
<b>CASS</b>											
CASS CIRCUIT COURT	17	0	0	0	0	0	0	14	10	1	0
CASS CIRCUIT COURT CCF	0	30	9	2	0	0	0	0	0	0	0
CASS SUPERIOR COURT	131	0	29	0	0	1	0	0	0	0	1
CASS SUPERIOR COURT CCF	0	553	5	140	0	0	0	0	0	0	28
TOTAL-COURTS OF RECORD:	148	583	43	142	0	1	0	14	10	1	29
GRAND TOTAL:	148	583	43	142	0	1	0	14	10	1	29
<b>CLARK</b>											
CLARK CIRCUIT COURT	62	0	10	0	0	12	0	0	1	0	0
CLARK SUPERIOR COURT 1	103	0	38	0	0	1	72	37	116	1	0
CLARK SUPERIOR COURT 2	0	0	0	0	0	0	63	0	64	11	0
CLARK COUNTY COURT	659	917	0	1,949	0	4	0	0	0	0	209
TOTAL-COURTS OF RECORD:	824	917	48	1,949	0	17	135	37	181	12	209
CHARLESTOWN CITY COURT	0	12	0	6	1	9	0	0	0	0	0
JEFFERSONVILLE CITY COURT	0	326	0	47	2	0	0	0	0	0	79
CLARKSVILLE TOWN COURT	0	1,000	0	198	182	0	0	0	0	0	0
TOTAL-CITY AND TOWN:	0	1,338	0	251	185	9	0	0	0	0	79
GRAND TOTAL:	824	2,255	48	2,200	185	26	135	37	181	12	288
<b>CLAY</b>											
CLAY CIRCUIT COURT	22	0	11	0	0	0	23	22	19	0	0
CLAY SUPERIOR COURT	37	154	19	0	0	0	0	0	0	0	36
CLAY SUPERIOR COURT CCF	0	0	0	61	0	0	0	0	0	0	84
TOTAL-COURTS OF RECORD:	59	154	30	61	0	0	23	22	19	0	120
GRAND TOTAL:	59	154	30	61	0	0	23	22	19	0	120
<b>CLINTON</b>											
CLINTON CIRCUIT COURT	33	0	13	0	0	0	34	12	13	12	23
CLINTON COUNTY COURT	84	225	9	314	0	0	0	0	0	0	0
TOTAL-COURTS OF RECORD:	117	225	22	314	0	0	34	12	13	12	23
FRANKFORT CITY COURT	0	151	0	4	28	0	0	0	0	0	0
TOTAL-CITY AND TOWN:	0	151	0	4	28	0	0	0	0	0	0
GRAND TOTAL:	117	376	22	318	28	0	34	12	13	12	23
<b>CRAWFORD</b>											
CRAWFORD CIRCUIT COURT	142	268	0	0	0	1	69	11	8	5	0
CRAWFORD CIRCUIT COURT CCF	0	0	0	450	0	0	0	0	0	0	0
TOTAL-COURTS OF RECORD:	142	268	0	450	0	1	69	11	8	5	0
GRAND TOTAL:	142	268	0	450	0	1	69	11	8	5	0
<b>DAVISS</b>											
DAVISS CIRCUIT COURT	225	1	4	0	0	15	11	117	9	0	0

- - - CIVIL - - -

GP	SC	RCP	DR	RDR	MH	AD	ES	GU	TR	MI	TOTAL
405	95	91	35	38	12	9	86	83	0	9	2,349
405	95	91	35	38	12	9	86	83	0	9	2,349
166	0	17	77	74	1	3	136	141	23	30	730
3	95	61	0	0	0	0	0	0	0	0	577
169	95	78	77	74	1	3	136	141	23	30	1,307
0	0	0	0	0	0	0	0	0	0	0	0
0	0	0	0	0	0	0	0	0	0	2	7
0	0	0	0	0	0	0	0	0	0	2	7
169	95	78	77	74	1	3	136	141	23	32	1,314
238	0	26	88	34	0	102	201	357	0	1	1,089
0	0	0	0	0	0	0	0	0	0	0	41
194	0	290	299	88	40	2	309	105	0	6	1,494
0	859	2,224	0	0	0	0	0	0	0	0	3,781
432	859	2,540	387	122	40	104	510	462	0	7	6,405
432	859	2,540	387	122	40	104	510	462	0	7	6,405
650	0	30	76	5	105	54	694	688	0	143	2,530
127	0	61	379	193	21	4	33	52	2	1	1,241
314	0	343	237	167	0	9	51	105	0	0	1,364
1,370	342	0	0	0	0	0	0	0	0	0	5,241
2,461	342	434	692	365	126	67	778	845	2	144	10,376
0	0	0	0	0	0	0	0	0	0	0	28
0	0	0	0	0	0	0	0	0	0	0	375
0	0	0	0	0	0	0	0	0	0	0	1,380
0	0	0	0	0	0	0	0	0	0	0	1,783
2,461	342	434	692	365	126	67	778	845	2	144	12,159
183	0	17	64	43	1	9	153	220	14	2	803
18	0	87	95	43	0	0	0	0	0	0	453
0	70	240	0	0	0	0	0	0	0	0	371
201	70	344	159	86	1	9	153	220	14	2	1,627
201	70	344	159	86	1	9	153	220	14	2	1,627
34	0	59	297	105	24	1	309	478	18	262	1,704
29	174	314	0	0	0	0	0	0	0	0	1,149
63	174	373	297	105	24	1	309	478	18	262	2,853
0	0	0	0	0	0	0	0	0	0	0	183
0	0	0	0	0	0	0	0	0	0	0	183
63	174	373	297	105	24	1	309	478	18	262	3,036
376	0	8	185	10	15	2	153	66	0	1	1,320
1	54	17	0	0	0	0	0	0	0	0	522
377	54	25	185	10	15	2	153	66	0	1	1,842
377	54	25	185	10	15	2	153	66	0	1	1,842
394	0	112	289	46	34	3	179	182	0	118	1,739

- - - C R I M I N A L - - -

	CF	CM	RCR	IF	OV	MC	JC	JD	JP	JM	NAC
<b>DAVISS</b>											
DAVISS COUNTY COURT	201	174	7	51	30	0	0	0	0	0	0
TOTAL-COURTS OF RECORD:	426	175	11	51	30	15	11	117	9	0	0
GRAND TOTAL:	426	175	11	51	30	15	11	117	9	0	0
<b>DEARBORN</b>											
DEARBORN CIRCUIT COURT	44	0	10	0	0	0	44	0	144	0	0
DEARBORN COUNTY COURT	144	282	7	18	0	5	0	0	0	0	47
TOTAL-COURTS OF RECORD:	188	282	17	18	0	5	44	0	144	0	47
AURORA CITY COURT	0	355	0	654	0	0	0	0	0	0	129
LAWRENCEBURG CITY COURT	0	9	0	81	0	25	0	0	0	0	0
TOTAL-CITY AND TOWN:	0	364	0	735	0	25	0	0	0	0	129
GRAND TOTAL:	188	646	17	753	0	30	44	0	144	0	176
<b>DECATUR</b>											
DECATUR CIRCUIT COURT	109	45	2	0	0	2	23	15	42	0	2
DECATUR COUNTY COURT	29	361	1	1,212	0	0	0	0	0	0	0
TOTAL-COURTS OF RECORD:	138	406	3	1,212	0	2	23	15	42	0	2
GRAND TOTAL:	138	406	3	1,212	0	2	23	15	42	0	2
<b>DEKALB</b>											
DEKALB CIRCUIT COURT	25	7	8	0	0	3	78	61	42	0	0
DEKALB SUPERIOR COURT	141	410	238	0	0	0	0	3	0	0	0
DEKALB SUPERIOR COURT CCF	0	0	0	308	0	0	0	0	0	0	0
TOTAL-COURTS OF RECORD:	166	417	246	308	0	3	78	64	42	0	0
BUTLER CITY COURT	0	0	0	5	0	0	0	0	0	0	0
TOTAL-CITY AND TOWN:	0	0	0	5	0	0	0	0	0	0	0
GRAND TOTAL:	166	417	246	313	0	3	78	64	42	0	0
<b>DELAWARE</b>											
DELAWARE CIRCUIT COURT	83	0	6	0	0	0	0	118	149	0	0
DELAWARE SUPERIOR COURT 1	59	0	40	0	0	0	0	0	13	0	0
DELAWARE SUPERIOR COURT 2	77	0	12	0	0	4	181	0	13	0	0
DELAWARE SUPERIOR COURT 3	0	0	0	0	0	0	0	0	0	0	0
DELAWARE SUPERIOR COURT 3 CCF	179	1,744	117	77	8	0	0	0	0	0	0
DELAWARE SUPERIOR COURT 4	0	0	0	0	0	0	0	0	0	0	0
DELAWARE SUPERIOR COURT 4 CCF	136	1,513	169	161	5	0	0	0	0	0	0
TOTAL-COURTS OF RECORD:	534	3,257	344	238	13	4	181	118	175	0	0
YORKTOWN TOWN COURT	0	0	0	241	0	0	0	0	0	0	0
TOTAL-CITY AND TOWN:	0	0	0	241	0	0	0	0	0	0	0
GRAND TOTAL:	534	3,257	344	479	13	4	181	118	175	0	0
<b>DUBOIS</b>											
DUBOIS CIRCUIT COURT	187	194	34	0	0	0	28	40	46	0	0
DUBOIS SUPERIOR COURT	31	249	9	0	0	16	0	0	0	0	0
DUBOIS SUPERIOR COURT CCF	0	0	0	202	0	0	0	0	0	0	0
TOTAL-COURTS OF RECORD:	218	443	43	202	0	16	28	40	46	0	0
GRAND TOTAL:	218	443	43	202	0	16	28	40	46	0	0
<b>ELKHART</b>											
ELKHART CIRCUIT COURT	84	0	17	0	0	0	103	490	86	286	9
ELKHART SUPERIOR COURT 1	112	1	34	0	0	0	0	0	0	0	0
ELKHART SUPERIOR COURT 2	106	1	21	0	0	0	10	0	353	0	21

- - - CIVIL - - -

CP	SC	RCP	DR	RDR	MH	AD	ES	GU	TR	MI	TOTAL
7	289	352	0	0	0	0	0	0	0	0	1,111
401	289	464	289	46	34	3	179	182	0	118	2,850
401	289	464	289	46	34	3	179	182	0	118	2,850
303	0	4	282	0	23	22	297	363	13	178	1,727
66	181	0	0	0	0	0	0	0	0	0	703
369	181	4	282	0	23	22	297	363	13	178	2,430
0	0	0	0	0	0	0	0	0	0	0	1,009
0	0	0	0	0	0	0	0	0	0	10	125
0	0	0	0	0	0	0	0	0	0	10	1,134
369	181	4	282	0	23	22	297	363	13	188	3,564
1,036	0	5	149	34	54	26	320	271	44	6	2,183
9	216	83	0	0	0	0	0	0	0	0	1,911
1,045	216	88	149	34	54	26	320	271	44	6	4,094
1,045	216	88	149	34	54	26	320	271	44	6	4,094
162	0	29	76	67	5	11	209	374	5	19	1,181
106	0	86	234	40	2	5	19	13	1	0	1,298
0	841	227	0	0	0	0	0	0	0	0	1,376
268	841	342	310	107	7	16	228	387	6	19	3,855
0	0	0	0	0	0	0	0	0	0	0	5
0	0	0	0	0	0	0	0	0	0	0	5
268	841	342	310	107	7	16	228	387	6	19	3,860
1,955	0	474	323	500	67	7	505	323	79	22	4,611
1,344	0	702	547	701	41	6	55	71	2	9	3,590
539	0	1,456	50	452	0	25	305	139	3	4	3,260
169	0	84	555	103	0	0	0	0	0	0	911
155	1,028	4,892	0	0	0	0	0	0	0	9	8,209
263	0	138	129	62	0	0	0	0	0	0	592
176	2,611	540	0	0	0	0	0	0	0	6	5,317
4,601	3,639	8,286	1,604	1,818	108	38	865	533	84	50	26,490
0	0	0	0	0	0	0	0	0	0	0	241
0	0	0	0	0	0	0	0	0	0	0	241
4,601	3,639	8,286	1,604	1,818	108	38	865	533	84	50	26,731
170	0	16	127	34	8	14	236	178	1	10	1,323
48	0	8	7	8	0	0	0	0	0	0	376
0	67	178	0	0	0	0	0	0	0	0	447
218	67	202	134	42	8	14	236	178	1	10	2,146
218	67	202	134	42	8	14	236	178	1	10	2,146
421	0	51	337	249	2	20	393	278	4	0	2,821
1,956	0	577	683	623	0	3	169	263	0	0	4,421
1,013	0	161	702	82	33	62	552	410	2	22	3,530

- - - CRIMINAL - - -

	CF	CM	RCR	IF	OV	MC	JC	JD	JP	JM	NAC
<b>ELKHART</b>											
ELKHART SUPERIOR COURT 3	128	9	10	0	0	0	0	0	0	0	10
ELKHART COUNTY COURT	446	51	76	53	0	0	0	0	0	0	0
ELKHART COUNTY COURT	278	948	90	905	323	1	0	0	0	0	0
TOTAL-COURTS OF RECORD:	1,154	1,010	248	958	323	1	113	490	439	286	40
ELKHART CITY COURT	0	3,094	0	1,886	30	0	0	0	0	0	291
GOSHEN CITY COURT	0	1,306	204	1,073	99	4	0	0	0	0	663
NAPPANEE CITY COURT	0	5	0	7	0	0	0	0	0	0	0
TOTAL-CITY AND TOWN:	0	4,405	204	2,966	129	4	0	0	0	0	954
GRAND TOTAL:	1,154	5,415	452	3,924	452	5	113	490	439	286	994
<b>FAYETTE</b>											
FAYETTE CIRCUIT COURT	45	2	23	0	0	2	9	76	59	0	2
FAYETTE SUPERIOR COURT	25	71	37	0	0	0	0	0	0	0	0
FAYETTE SUPERIOR COURT CCF	0	0	0	94	0	0	0	0	0	0	0
TOTAL-COURTS OF RECORD:	70	73	60	94	0	2	9	76	59	0	2
GRAND TOTAL:	70	73	60	94	0	2	9	76	59	0	2
<b>FLOYD</b>											
FLOYD CIRCUIT COURT	262	4	12	0	0	0	1	21	28	0	11
FLOYD SUPERIOR COURT	170	0	11	0	0	0	0	0	0	0	1
FLOYD COUNTY COURT	98	5,888	0	822	9	17	0	0	0	0	2,368
TOTAL-COURTS OF RECORD:	530	5,892	23	822	9	17	1	21	28	0	2,380
GRAND TOTAL:	530	5,892	23	822	9	17	1	21	28	0	2,380
<b>FOUNTAIN</b>											
FOUNTAIN CIRCUIT COURT	87	54	14	0	0	1	6	1	12	0	0
FOUNTAIN CIRCUIT COURT CCF	0	0	0	23	0	0	0	0	0	0	17
TOTAL-COURTS OF RECORD:	87	54	14	23	0	1	6	1	12	0	17
ATTICA CITY COURT	0	166	0	1,259	0	0	0	0	0	0	0
TOTAL-CITY AND TOWN:	0	166	0	1,259	0	0	0	0	0	0	0
GRAND TOTAL:	87	220	14	1,282	0	1	6	1	12	0	17
<b>FRANKLIN</b>											
FRANKLIN CIRCUIT COURT	148	1	3	0	0	0	5	10	0	0	0
FRANKLIN CIRCUIT COURT CCF	0	0	0	1,179	0	0	0	0	0	0	0
TOTAL-COURTS OF RECORD:	148	1	3	1,179	0	0	5	10	0	0	0
GRAND TOTAL:	148	1	3	1,179	0	0	5	10	0	0	0
<b>FULTON</b>											
FULTON CIRCUIT COURT	49	0	4	0	0	0	11	3	5	0	0
FULTON COUNTY COURT	23	314	47	1,438	0	0	0	0	0	0	455
TOTAL-COURTS OF RECORD:	72	314	51	1,438	0	0	11	3	5	0	455
GRAND TOTAL:	72	314	51	1,438	0	0	11	3	5	0	455
<b>GIBSON</b>											
GIBSON CIRCUIT COURT	44	2	15	0	0	7	27	5	43	1	2
GIBSON SUPERIOR COURT	0	0	0	0	0	0	0	0	0	0	0
GIBSON SUPERIOR COURT CCF	13	288	8	792	0	0	0	0	0	0	79
TOTAL-COURTS OF RECORD:	57	290	23	792	0	7	27	5	43	1	81
GRAND TOTAL:	57	290	23	792	0	7	27	5	43	1	81
<b>GRANT</b>											
GRANT CIRCUIT COURT	43	0	0	0	0	1	0	0	0	0	0



- - - CIVIL - - -

CP	SC	RCP	DR	RDR	MH	AD	ES	GU	TR	MI	TOTAL
246	0	14	317	22	0	4	134	52	2	0	938
191	1,544	345	0	0	0	0	0	0	0	2	2,708
83	360	1,153	0	0	0	0	0	0	0	0	4,141
3,910	1,904	2,301	2,039	976	35	89	1,248	1,003	8	24	18,559
975	0	0	0	0	0	0	0	0	0	0	5,985
33	0	12	0	0	0	0	0	0	0	42	2,773
0	0	0	0	0	0	0	0	0	0	0	12
1,008	0	12	0	0	0	0	0	0	0	42	8,770
4,918	1,904	2,313	2,039	976	35	89	1,248	1,003	8	66	27,329
122	0	78	177	127	3	5	254	180	1	6	1,169
0	0	0	8	0	0	0	0	0	0	0	141
27	57	24	0	0	0	0	0	0	0	0	202
149	57	102	185	127	3	5	254	180	1	6	1,512
149	57	102	185	127	3	5	254	180	1	6	1,512
1,987	0	5	1,304	9	12	4	589	365	2	0	4,605
223	0	27	197	218	6	3	81	46	0	5	987
455	634	0	0	0	0	0	0	0	0	0	7,923
2,665	634	32	1,501	227	18	7	670	411	2	5	13,515
2,665	634	32	1,501	227	18	7	670	411	2	5	13,515
99	0	4	53	12	0	3	129	103	23	3	604
0	26	11	0	0	0	0	0	0	0	0	60
99	26	15	53	12	0	3	129	103	23	3	664
0	0	0	0	0	0	0	0	0	0	0	1,425
0	0	0	0	0	0	0	0	0	0	0	1,425
99	26	15	53	12	0	3	129	103	23	3	2,089
307	0	0	52	0	0	0	96	118	31	0	771
0	0	0	0	0	0	0	0	0	0	0	1,179
307	0	0	52	0	0	0	96	118	31	0	1,950
307	0	0	52	0	0	0	96	118	31	0	1,950
75	0	128	75	18	6	2	219	111	1	4	711
1	263	167	0	0	0	0	0	0	0	0	2,253
76	263	295	75	18	6	2	219	111	1	4	2,964
76	263	295	75	18	6	2	219	111	1	4	2,964
181	0	29	90	47	3	4	144	162	1	1	806
77	0	4	8	1	0	0	0	0	0	0	90
0	113	99	0	0	0	0	0	0	0	0	1,313
258	113	132	98	48	3	4	144	162	1	1	2,209
258	113	132	98	48	3	4	144	162	1	1	2,209
210	0	22	159	0	0	3	412	526	72	9	1,457

- - - CRIMINAL - - -

	CF	CM	RCR	IF	OV	MC	JC	JD	JP	JM	NAC
<b>GRANT</b>											
GRANT SUPERIOR COURT 1	19	3	10	0	0	0	0	0	0	0	20
GRANT SUPERIOR COURT 2	27	2	6	0	0	1	109	180	357	2	41
GRANT COUNTY COURT	119	323	8	147	0	0	0	0	0	0	71
TOTAL-COURTS OF RECORD:	208	328	24	147	0	2	109	180	357	2	132
GAS CITY COURT	0	297	0	213	0	0	0	0	0	0	129
MARION CITY COURT	0	139	0	54	86	0	0	0	0	0	0
TOTAL-CITY AND TOWN:	0	436	0	267	86	0	0	0	0	0	129
GRAND TOTAL:	208	764	24	414	86	2	109	180	357	2	261
<b>GREENE</b>											
GREENE CIRCUIT COURT	32	0	12	0	0	0	28	20	29	0	0
GREENE COUNTY COURT	37	149	0	77	0	4	0	0	0	0	56
TOTAL-COURTS OF RECORD:	69	149	12	77	0	4	28	20	29	0	56
GRAND TOTAL:	69	149	12	77	0	4	28	20	29	0	56
<b>HAMILTON</b>											
HAMILTON CIRCUIT COURT	18	8	89	0	0	41	2	296	12	0	3
HAMILTON SUPERIOR COURT 1	108	7	35	0	0	24	0	0	6	0	28
HAMILTON SUPERIOR COURT 2	47	2	31	0	0	11	0	7	16	0	0
HAMILTON COUNTY COURT	1,062	549	165	1,096	1,325	1,789	0	0	0	0	0
TOTAL-COURTS OF RECORD:	1,235	566	320	1,096	1,325	1,865	2	303	34	0	31
CARMEL CITY COURT	0	43	1	217	271	0	0	0	0	0	0
NOBLESVILLE CITY COURT	0	533	0	127	1,847	0	0	0	0	0	0
TOTAL-CITY AND TOWN:	0	576	1	344	2,118	0	0	0	0	0	0
GRAND TOTAL:	1,235	1,142	321	1,440	3,443	1,865	2	303	34	0	31
<b>HANCOCK</b>											
HANCOCK CIRCUIT COURT	30	0	0	0	0	0	8	15	81	0	0
HANCOCK SUPERIOR COURT	46	0	12	0	0	0	2	1	5	0	0
HANCOCK COUNTY COURT	530	3,602	15	2,864	0	0	0	0	0	0	0
TOTAL-COURTS OF RECORD:	606	3,602	27	2,864	0	0	10	16	86	0	0
GRAND TOTAL:	606	3,602	27	2,864	0	0	10	16	86	0	0
<b>HARRISON</b>											
HARRISON CIRCUIT COURT	95	8	26	0	0	4	36	101	64	1	0
HARRISON COUNTY COURT	92	1,078	66	542	0	0	0	0	0	0	695
TOTAL-COURTS OF RECORD:	187	1,086	92	542	0	4	36	101	64	1	695
GRAND TOTAL:	187	1,086	92	542	0	4	36	101	64	1	695
<b>HENDRICKS</b>											
HENDRICKS CIRCUIT COURT	46	6	22	0	0	0	45	267	30	82	0
HENDRICKS SUPERIOR COURT 1	112	0	7	0	0	0	0	0	0	0	44
HENDRICKS SUPERIOR COURT 2	0	0	0	0	0	0	0	0	0	0	0
HENDRICKS SUPERIOR COURT 2 CCF	235	697	101	703	1	1	0	0	0	0	0
TOTAL-COURTS OF RECORD:	393	703	130	703	1	1	45	267	30	82	44
GRAND TOTAL:	393	703	130	703	1	1	45	267	30	82	44
<b>HENRY</b>											
HENRY CIRCUIT COURT	125	1	0	0	0	1	3	58	99	0	0
HENRY SUPERIOR COURT	145	0	38	0	0	0	44	46	178	1	1
HENRY COUNTY COURT	111	194	6	66	0	0	0	0	0	0	161
TOTAL-COURTS OF RECORD:	381	195	44	66	0	1	47	104	277	1	162

- - - CIVIL - - -

CP	SC	RCP	DR	RDR	MH	AD	ES	GU	TR	MI	TOTAL
166	0	17	102	76	26	0	2	2	0	1	424
115	0	10	166	139	5	38	54	158	3	0	1,372
41	358	147	0	0	0	0	0	0	0	17	1,160
532	358	196	427	215	31	41	468	686	75	27	4,413
0	0	0	0	0	0	0	0	0	0	0	510
0	0	0	0	0	0	0	0	0	0	7	286
0	0	0	0	0	0	0	0	0	0	7	796
532	358	196	427	215	31	41	468	686	75	34	5,209
217	0	17	81	44	3	7	170	221	1	3	885
17	182	52	0	0	0	0	0	0	0	0	518
234	182	69	81	44	3	7	170	221	1	3	1,403
234	182	69	81	44	3	7	170	221	1	3	1,403
1,060	0	372	319	120	83	17	337	316	12	45	3,147
413	0	266	192	171	2	24	183	248	15	21	1,715
490	0	205	255	153	4	5	55	89	2	0	1,372
202	778	2,523	0	0	0	0	0	0	0	0	9,489
2,165	778	3,366	766	444	89	46	575	653	29	66	15,723
0	0	0	0	0	0	0	0	0	0	0	532
0	0	0	0	0	0	0	0	0	0	0	2,507
0	0	0	0	0	0	0	0	0	0	0	3,039
2,165	778	3,366	766	444	89	46	575	653	29	66	18,762
846	0	57	210	218	0	8	134	175	0	0	1,782
308	0	1	66	34	1	2	155	137	1	6	777
223	1,025	752	0	0	0	0	0	0	0	0	9,011
1,377	1,025	810	276	252	1	10	289	312	1	6	11,570
1,377	1,025	810	276	252	1	10	289	312	1	6	11,570
195	0	47	267	131	0	11	273	196	14	5	1,474
114	239	209	0	0	0	0	0	0	0	0	2,340
309	239	256	267	131	0	11	273	196	14	5	3,814
309	239	256	267	131	0	11	273	196	14	5	3,814
172	0	19	55	37	0	0	0	0	0	10	791
361	0	52	359	5	27	11	253	443	20	10	1,660
15	0	135	26	25	0	0	0	0	0	2	203
0	185	411	0	0	0	0	0	0	0	11	2,345
548	185	617	440	67	27	11	253	443	20	33	4,999
548	185	617	440	67	27	11	253	443	20	33	4,999
705	0	140	143	119	129	86	151	152	11	3	1,926
200	0	129	254	151	1	16	128	142	11	4	1,488
24	285	341	0	0	0	0	0	0	0	0	1,027
929	285	610	397	270	130	102	279	294	22	7	4,441

- - - CRIMINAL - - -

	CF	CM	RCR	IF	OV	MC	JC	JD	JP	JM	NAC
<b>HENRY</b>											
KNIGHTSTOWN TOWN COURT	0	3	0	399	0	0	0	0	0	0	115
TOTAL-CITY AND TOWN:	0	3	0	399	0	0	0	0	0	0	115
GRAND TOTAL:	381	198	44	465	0	1	47	104	277	1	277
<b>HOWARD</b>											
HOWARD CIRCUIT COURT	107	0	0	0	0	0	67	288	338	0	0
HOWARD SUPERIOR COURT 1	141	56	0	0	0	0	0	0	0	0	0
HOWARD SUPERIOR COURT 2	193	0	26	0	0	0	0	0	0	0	0
HOWARD COUNTY COURT	189	1,297	135	2,133	0	0	0	0	0	0	248
TOTAL-COURTS OF RECORD:	630	1,353	161	2,133	0	0	67	288	338	0	248
GRAND TOTAL:	630	1,353	161	2,133	0	0	67	288	338	0	248
<b>HUNTINGTON</b>											
HUNTINGTON CIRCUIT COURT	9	0	8	0	0	0	7	117	13	0	0
HUNTINGTON COUNTY COURT	53	191	2	126	3	0	0	0	0	0	164
TOTAL-COURTS OF RECORD:	62	191	10	126	3	0	7	117	13	0	164
ROANOKE TOWN COURT	0	0	0	145	0	0	0	0	0	0	0
TOTAL-CITY AND TOWN:	0	0	0	145	0	0	0	0	0	0	0
GRAND TOTAL:	62	191	10	271	3	0	7	117	13	0	164
<b>JACKSON</b>											
JACKSON CIRCUIT COURT	229	0	4	0	0	0	37	28	13	3	0
JACKSON COUNTY COURT	0	320	282	2,564	0	0	0	0	0	0	390
TOTAL-COURTS OF RECORD:	229	320	286	2,564	0	0	37	28	13	3	390
GRAND TOTAL:	229	320	286	2,564	0	0	37	28	13	3	390
<b>JASPER</b>											
JASPER CIRCUIT COURT	23	2	3	0	0	3	21	301	99	3	0
JASPER SUPERIOR COURT	166	0	131	0	0	0	0	0	0	0	0
JASPER SUPERIOR COURT CCF	0	2,375	47	2,657	0	0	0	0	0	0	67
TOTAL-COURTS OF RECORD:	189	2,377	181	2,657	0	3	21	301	99	3	67
DEMOITTE TOWN COURT	0	8	0	74	0	0	0	0	0	0	0
WHEATFIELD TOWN COURT	0	0	0	0	0	0	0	0	0	0	0
TOTAL-CITY AND TOWN:	0	8	0	74	0	0	0	0	0	0	0
GRAND TOTAL:	189	2,385	181	2,731	0	3	21	301	99	3	67
<b>JAY</b>											
JAY CIRCUIT COURT	18	2	0	0	0	0	0	0	0	0	0
JAY COUNTY COURT	17	58	11	6	0	0	0	0	0	0	0
TOTAL-COURTS OF RECORD:	35	60	11	6	0	0	0	0	0	0	0
DUNKIRK CITY COURT	0	0	0	7	0	0	0	0	0	0	3
PORTLAND CITY COURT	0	10	0	85	1	0	0	0	0	0	51
TOTAL-CITY AND TOWN:	0	10	0	92	1	0	0	0	0	0	54
GRAND TOTAL:	35	70	11	98	1	0	0	0	0	0	54
<b>JEFFERSON</b>											
JEFFERSON CIRCUIT COURT	82	0	5	0	0	0	0	0	0	0	0
JEFFERSON COUNTY COURT	60	311	0	94	2	0	0	0	0	0	0
TOTAL-COURTS OF RECORD:	142	311	5	94	2	0	0	0	0	0	0
GRAND TOTAL:	142	311	5	94	2	0	0	0	0	0	0
<b>JENNINGS</b>											
JENNINGS CIRCUIT COURT	119	39	12	0	0	1	7	81	16	9	0

- - - CIVIL - - -

CP	SC	RCP	DR	RDR	MH	AD	ES	GU	TR	MI	TOTAL
0	0	0	0	0	0	0	0	0	0	0	402
0	0	0	0	0	0	0	0	0	0	0	402
929	285	610	397	270	130	102	279	294	22	7	4,843
187	0	0	156	138	0	29	231	105	0	0	1,646
291	0	19	233	140	35	0	157	190	3	19	1,284
639	0	693	681	1,208	108	0	204	131	0	0	3,883
62	956	0	0	0	0	0	0	0	0	0	4,772
1,179	956	712	1,070	1,486	143	29	592	426	3	19	11,585
1,179	956	712	1,070	1,486	143	29	592	426	3	19	11,585
481	0	7	564	13	0	0	453	327	0	197	2,196
3	241	49	0	0	0	0	0	0	0	0	668
484	241	56	564	13	0	0	453	327	0	197	2,864
0	0	0	0	0	0	0	0	0	0	0	145
0	0	0	0	0	0	0	0	0	0	0	145
484	241	56	564	13	0	0	453	327	0	197	3,009
551	0	74	260	0	9	27	240	235	13	10	1,733
56	183	314	0	0	0	0	0	0	0	0	3,719
607	183	388	260	0	9	27	240	235	13	10	5,452
607	183	388	260	0	9	27	240	235	13	10	5,452
1,086	0	122	263	75	31	27	656	311	31	2	3,059
1,647	0	1,075	182	68	0	5	41	33	0	0	3,348
0	17	1,446	0	0	0	0	0	0	0	0	6,542
2,733	17	2,643	445	143	31	32	697	344	31	2	12,949
0	0	0	0	0	0	0	0	0	0	0	82
0	0	0	0	0	0	0	0	0	0	0	0
0	0	0	0	0	0	0	0	0	0	0	82
2,733	17	2,643	445	143	31	32	697	344	31	2	13,031
116	0	102	157	0	0	7	47	94	0	0	543
13	239	639	0	0	0	0	0	0	0	0	983
129	239	741	157	0	0	7	47	94	0	0	1,526
7	0	0	0	0	0	0	0	0	0	0	14
0	0	0	0	0	0	0	0	0	0	0	96
7	0	0	0	0	0	0	0	0	0	0	110
136	239	741	157	0	0	7	47	94	0	0	1,636
248	0	7	235	138	65	4	339	425	9	11	1,568
18	34	185	0	0	0	0	0	0	0	0	704
266	34	192	235	138	65	4	339	425	9	11	2,272
266	34	192	235	138	65	4	339	425	9	11	2,272
351	0	78	87	83	0	9	250	319	0	39	1,500



- - - CIVIL - - -

CP	SC	RCP	DR	RDR	MH	AD	ES	GU	TR	MI	TOTAL
0	241	209	0	0	0	0	0	0	0	0	450
351	241	287	87	83	0	9	250	319	0	39	1,950
0	0	0	0	0	0	0	0	0	0	0	0
0	0	0	0	0	0	0	0	0	0	0	0
351	241	287	87	83	0	9	250	319	0	39	1,950
2,038	0	33	488	73	4	29	334	173	1	12	3,391
112	0	12	123	21	19	1	207	118	6	0	727
167	0	45	410	46	0	4	30	56	0	15	1,125
1	729	141	0	0	0	0	0	0	0	0	2,389
2,318	729	231	1,021	140	23	34	571	347	7	27	7,632
0	0	0	0	0	0	0	0	0	0	0	1,603
0	0	0	0	0	0	0	0	0	0	0	829
0	0	0	0	0	0	0	0	0	0	0	1,367
0	0	0	0	0	0	0	0	0	0	0	3,799
2,318	729	231	1,021	140	23	34	571	347	7	27	11,431
947	0	104	193	0	0	34	856	477	0	16	2,726
409	0	136	199	286	16	0	0	0	0	0	1,593
44	403	552	0	0	2	0	0	0	0	0	3,192
1,400	403	792	392	286	18	34	856	477	0	16	7,511
0	0	0	0	0	0	0	0	0	0	0	230
0	0	0	0	0	0	0	0	0	0	0	230
1,400	403	792	392	286	18	34	856	477	0	16	7,741
216	0	50	180	52	22	6	174	70	4	4	825
10	0	299	50	15	0	2	248	133	0	24	873
87	81	319	0	0	0	0	0	0	0	0	6,066
313	81	668	230	67	22	8	422	203	4	28	7,764
313	81	668	230	67	22	8	422	203	4	28	7,764
336	0	20	241	261	68	14	276	185	25	0	1,754
12	187	233	0	0	0	0	0	0	0	0	1,511
348	187	253	241	261	68	14	276	185	25	0	3,265
348	187	253	241	261	68	14	276	185	25	0	3,265
7,670	0	14,426	382	2,054	289	54	1,025	576	13	0	26,489
3,970	0	211	95	92	0	132	1,091	224	0	198	6,013
412	0	1,642	674	244	17	0	1,789	1,403	1	24	6,206
224	0	2,153	821	502	0	51	1,123	2,121	0	100	7,095
292	0	2,035	174	874	154	5	0	0	0	31	3,565
821	0	428	351	195	4	17	1	0	0	0	1,820
0	0	0	0	0	0	0	0	0	0	0	3,618
4	0	2	1	0	0	0	0	0	0	0	251
0	0	4	0	6	0	0	0	0	0	0	163
1	0	0	0	2	0	0	0	0	0	0	333





- - - CIVIL - - -

CP	SC	RCP	DR	RDR	MH	AD	ES	GU	TR	MI	TOTAL
5	0	0	2	0	0	0	0	0	0	0	464
227	1,469	2,706	0	0	0	0	0	0	0	51	21,046
283	576	15	0	0	0	0	0	0	0	0	2,223
451	1,805	7,804	0	0	0	0	0	0	0	0	16,188
14,360	3,850	31,426	2,500	3,969	464	259	5,029	4,324	14	404	95,474
78	0	0	0	0	0	0	0	0	0	0	486
29	0	2,381	0	0	0	0	0	0	0	0	3,130
54,748	0	0	0	0	0	0	0	0	0	0	63,236
3,253	0	0	0	0	0	0	0	0	0	0	8,126
0	0	0	0	0	0	0	0	0	0	110	1,312
0	0	0	0	0	0	0	0	0	0	0	1,282
0	0	0	0	0	0	0	0	0	0	0	135
58,108	0	2,381	0	0	0	0	0	0	0	110	77,707
72,468	3,850	33,807	2,500	3,969	464	259	5,029	4,324	14	514	173,181
377	0	217	399	5	8	0	341	126	0	77	1,852
792	0	787	438	658	161	106	598	722	0	23	4,435
188	0	93	662	175	28	4	73	179	0	4	2,414
612	0	45	6	0	0	0	7	4	0	0	1,274
0	638	330	0	0	0	0	0	0	0	3	1,270
497	1,426	2,995	0	0	1	0	0	0	0	13	12,274
2,466	2,064	4,467	1,505	838	198	110	1,019	1,031	0	120	23,519
2,466	2,064	4,467	1,505	838	198	110	1,019	1,031	0	120	23,519
131	0	35	124	95	65	11	241	363	9	7	1,227
25	0	299	261	617	0	0	0	0	0	10	1,260
91	300	627	0	0	0	0	0	0	0	154	1,985
247	300	961	385	712	65	11	241	363	9	171	4,472
247	300	961	385	712	65	11	241	363	9	171	4,472
691	0	471	505	247	66	8	365	434	2	9	3,013
465	0	10	160	180	40	16	421	730	5	0	2,158
322	0	296	380	190	0	0	0	0	0	2	2,837
515	0	305	339	0	0	6	81	67	0	4	1,535
112	998	1,633	0	0	0	0	0	0	0	0	3,041
130	423	2,317	0	0	0	0	0	0	0	0	3,248
2,235	1,421	5,032	1,384	617	106	30	867	1,231	7	15	15,832
0	0	0	0	0	0	0	0	0	0	0	335
0	0	0	0	0	0	0	0	0	0	0	4,866
40	0	0	0	0	0	0	0	0	0	0	1,144
8	0	0	0	0	0	0	0	0	0	0	89
48	0	0	0	0	0	0	0	0	0	0	6,434
2,283	1,421	5,032	1,384	617	106	30	867	1,231	7	15	22,266
588	0	4	240	511	0	0	0	0	0	796	2,430
545	0	43	473	17	0	0	0	0	0	0	1,078
687	0	9	546	39	0	0	0	0	0	0	1,281

- - - C R I M I N A L - - -

	CF	CM	RGR	IF	OV	MC	JC	JD	JP	JM	NAC
<b>MARION</b>											
MARION SUPERIOR COURT, CIV. 3	0	0	0	0	0	0	0	0	0	0	0
MARION SUPERIOR COURT, CIV. 4	0	0	0	0	0	0	0	0	0	0	0
MARION SUPERIOR COURT, CIV. 5	0	0	0	0	0	0	0	0	0	0	0
MARION SUPERIOR COURT, CIV. 6	0	0	0	0	0	0	0	0	0	0	0
MARION SUPERIOR COURT, CIV. 7	0	0	0	0	0	0	0	0	0	0	0
MARION SUPERIOR COURT, JUV. DIV	33	0	0	0	0	0	0	2,935	0	3,387	613
MARION SUPERIOR COURT, PROB.	0	0	0	0	0	0	0	0	0	0	0
MARION SUPERIOR COURT, CRIM. 1	93	0	128	0	0	0	0	0	0	0	0
MARION SUPERIOR COURT, CRIM. 2	104	0	0	0	0	0	0	0	0	0	0
MARION SUPERIOR COURT, CRIM. 3	179	0	193	0	0	0	0	0	0	0	35
MARION SUPERIOR COURT, CRIM. 4	239	0	85	0	0	0	0	0	0	0	65
MARION SUPERIOR COURT, CRIM. 5	256	0	11	0	0	0	0	0	0	0	25
MARION SUPERIOR COURT, CRIM. 6	114	0	24	0	0	0	0	0	0	0	0
MARION MUNICIPAL COURT 1	0	0	0	0	0	0	0	0	0	0	35
MARION MUNICIPAL COURT 2	0	0	0	0	0	0	0	0	0	0	0
MARION MUNICIPAL COURT 3	37	853	0	0	0	0	0	0	0	0	0
MARION MUNICIPAL COURT 4	1,162	11,234	0	192	116	0	0	0	0	0	0
MARION MUNICIPAL COURT 5	998	9,021	0	16	227	0	0	0	0	0	0
MARION MUNICIPAL COURT 6	1,727	1,067	0	9	3	0	0	0	0	0	0
MARION MUNICIPAL COURT 7	0	0	0	0	0	0	0	0	0	0	0
MARION MUNICIPAL COURT 8	0	0	0	0	0	0	0	0	0	0	0
MARION MUNICIPAL COURT 9	1,096	8,309	0	103	125	0	0	0	0	0	0
MARION MUNICIPAL COURT 10	1,516	13,156	0	9	348	0	0	0	0	0	0
MARION MUNICIPAL COURT 12	0	0	0	2	352	0	0	0	0	0	54
MARION MUNICIPAL COURT 13	194	9,395	0	16,008	16,392	0	0	0	0	0	0
MARION MUNICIPAL COURT 14	486	6,581	0	2,353	1,225	0	0	0	0	0	0
MARION MUNICIPAL COURT 15	1,813	849	0	6	0	0	0	0	0	0	0
MARION MUNICIPAL COURT 16	0	0	0	0	0	0	0	0	0	0	0
MARION MUNICIPAL COURT 17	0	0	0	0	0	0	0	0	0	0	0
TOTAL-COURTS OF RECORD:	10,047	60,465	441	18,698	18,788	0	0	2,935	291	3,387	827
CENTER TOWNSHIP	0	0	0	0	0	0	0	0	0	0	0
DECATUR TOWNSHIP DIVISION	0	0	0	0	0	0	0	0	0	0	0
LAWRENCE TOWNSHIP DIVISION	0	0	0	0	0	0	0	0	0	0	0
PERRY TOWNSHIP DIVISION	0	0	0	0	0	0	0	0	0	0	0
PIKE TOWNSHIP DIVISION	0	0	0	0	0	0	0	0	0	0	0
WARREN TOWNSHIP DIVISION	0	0	0	0	0	0	0	0	0	0	0
WASHINGTON TOWNSHIP DIVISION	0	0	0	0	0	0	0	0	0	0	0
WAYNE TOWNSHIP DIVISION	0	0	0	0	0	0	0	0	0	0	0
TOTAL-SMALL CLAIMS:	0	0	0	0	0	0	0	0	0	0	0
GRAND TOTAL:	10,047	60,465	441	18,698	18,788	0	0	2,935	291	3,387	827
<b>MARSHALL</b>											
MARSHALL CIRCUIT COURT	30	0	24	0	0	2	14	13	54	16	31
MARSHALL SUPERIOR COURT 1	61	0	33	0	0	0	0	0	0	0	23
MARSHALL COUNTY COURT	123	402	396	50	0	178	0	0	0	0	545
TOTAL-COURTS OF RECORD:	214	402	453	50	0	180	14	13	54	16	599
ARGOS TOWN COURT	0	0	0	0	0	0	0	0	0	0	0
TOTAL-CITY AND TOWN:	0	0	0	0	0	0	0	0	0	0	0
GRAND TOTAL:	214	402	453	50	0	180	14	13	54	16	599
<b>MARTIN</b>											
MARTIN CIRCUIT COURT	37	0	9	0	0	5	5	13	7	7	27

- - - CIVIL - - -

CP	SC	RCP	DR	RDR	MH	AD	ES	GU	TR	MI	TOTAL
549	0	0	191	0	0	0	0	0	0	0	740
382	0	131	465	271	0	0	0	0	0	0	1,249
471	0	0	199	150	0	0	0	0	0	0	820
355	0	33	521	103	0	0	0	0	0	0	1,012
197	0	175	135	401	0	0	0	0	0	0	908
0	0	0	0	0	0	0	0	0	0	0	6,355
744	0	0	0	0	3	235	3,006	2,407	127	0	6,522
0	0	0	0	0	0	0	0	0	0	0	221
0	0	0	0	0	0	0	0	0	0	0	104
0	0	0	0	0	0	0	0	0	0	0	372
0	0	0	0	0	0	0	0	0	0	0	324
0	0	0	0	0	0	0	0	0	0	0	267
0	0	0	0	0	0	0	0	0	0	0	138
504	0	1,177	0	0	0	0	0	0	0	0	1,681
735	0	383	0	0	0	0	0	0	0	0	1,118
0	0	0	0	0	2,132	0	0	0	0	0	3,022
0	0	0	0	0	0	0	0	0	0	0	12,704
0	0	0	0	0	0	0	0	0	0	0	10,262
0	0	0	0	0	0	0	0	0	0	0	2,806
737	0	205	0	0	0	0	0	0	0	0	942
767	0	287	0	0	0	0	0	0	0	0	1,054
0	0	0	0	0	0	0	0	0	0	0	9,633
0	0	0	0	0	0	0	0	0	0	0	15,029
577	0	0	0	0	0	0	0	0	0	0	931
0	0	0	0	0	0	0	0	0	0	0	41,989
0	0	0	0	0	0	0	0	0	0	0	10,645
0	0	0	0	0	0	0	0	0	0	0	2,668
0	0	0	0	0	0	0	0	0	0	0	0
0	0	0	0	0	0	0	0	0	0	0	0
7,838	0	2,447	2,770	1,492	2,135	235	3,006	2,407	127	796	138,305
0	485	34	0	0	0	0	0	0	0	0	519
0	250	300	0	0	0	0	0	0	0	0	550
0	964	466	0	0	0	0	0	0	0	0	1,430
0	418	0	0	0	0	0	0	0	0	0	418
0	5,410	7,963	0	0	0	0	0	0	0	0	13,373
0	896	605	0	0	0	0	0	0	0	0	1,501
0	1,375	0	0	0	0	0	0	0	0	0	1,375
0	273	271	0	0	0	0	0	0	0	0	544
0	10,071	9,639	0	0	0	0	0	0	0	0	19,710
7,838	10,071	12,086	2,770	1,492	2,135	235	3,006	2,407	127	796	158,015
341	0	21	24	51	7	22	188	131	26	96	1,060
95	0	123	165	361	22	4	73	55	4	3	999
76	428	364	0	0	3	0	0	0	0	0	2,020
512	428	508	189	412	32	26	261	186	30	99	4,079
0	0	0	0	0	0	0	0	0	0	0	0
0	0	0	0	0	0	0	0	0	0	0	0
512	428	508	189	412	32	26	261	186	30	99	4,079
76	0	10	37	34	3	5	62	59	0	2	371

- - - CRIMINAL - - -

	CF	CM	RCR	IF	OV	MC	JC	JD	JP	JM	NAC
<b>MARTIN</b>											
MARTIN CIRCUIT COURT	0	93	26	228	3	0	0	0	0	0	38
TOTAL-COURTS OF RECORD:	37	93	35	228	3	5	5	13	7	7	65
LOGOOTEETEE CITY COURT	0	0	0	0	0	0	0	0	0	0	0
ABOLISHED 12/31/87											
TOTAL-CITY AND TOWN:	0	0	0	0	0	0	0	0	0	0	0
GRAND TOTAL:	37	93	35	228	3	5	5	13	7	7	65
<b>MIAMI</b>											
MIAMI CIRCUIT COURT	83	60	29	0	0	0	36	30	15	0	0
MIAMI SUPERIOR COURT	36	59	6	0	0	0	13	36	16	0	0
MIAMI SUPERIOR COURT	0	0	0	277	0	0	0	0	0	0	0
TOTAL-COURTS OF RECORD:	119	119	35	277	0	0	49	66	31	0	0
PERU CITY COURT	0	29	0	46	0	0	0	0	0	0	0
BUNKER HILL TOWN COURT	0	0	0	230	7	0	0	0	0	0	0
TOTAL-CITY AND TOWN:	0	29	0	276	7	0	0	0	0	0	0
GRAND TOTAL:	119	148	35	553	7	0	49	66	31	0	0
<b>MONROE</b>											
MONROE CIRCUIT COURT	90	2	25	0	0	0	4	67	75	0	0
MONROE SUPERIOR COURT 1	84	0	44	0	0	0	0	0	0	0	11
MONROE SUPERIOR COURT 1	0	0	0	0	0	0	0	0	0	0	0
MONROE SUPERIOR COURT 2	103	2	26	0	0	0	0	0	0	0	8
MONROE SUPERIOR COURT 2	0	0	0	0	0	0	0	0	0	0	0
MONROE SUPERIOR COURT 3	52	0	22	0	0	0	0	0	0	0	5
MONROE SUPERIOR COURT 3	0	0	0	0	0	0	0	0	0	0	0
MONROE SUPERIOR COURT 4	0	0	0	0	0	0	0	0	0	0	0
MONROE SUPERIOR COURT 4	129	1,656	414	1,015	0	0	0	0	0	0	1,000
MONROE SUPERIOR COURT 5	0	0	0	0	0	0	0	0	0	0	0
MONROE SUPERIOR COURT 5	0	0	0	0	494	0	0	0	0	0	1,173
TOTAL-COURTS OF RECORD:	458	1,660	531	1,015	494	0	4	67	75	0	2,197
GRAND TOTAL:	458	1,660	531	1,015	494	0	4	67	75	0	2,197
<b>MONTGOMERY</b>											
MONTGOMERY CIRCUIT COURT	191	13	6	0	0	2	42	57	85	9	0
MONTGOMERY COUNTY COURT	21	346	4	27	0	0	0	0	0	0	0
TOTAL-COURTS OF RECORD:	212	359	10	27	0	2	42	57	85	9	0
CRAWFORDSVILLE CITY COURT	0	0	0	67	17	0	0	0	0	0	0
TOTAL-CITY AND TOWN:	0	0	0	67	17	0	0	0	0	0	0
GRAND TOTAL:	212	359	10	94	17	2	42	57	85	9	0
<b>MORGAN</b>											
MORGAN CIRCUIT COURT	144	11	17	0	0	8	97	20	21	10	0
MORGAN SUPERIOR COURT	59	120	108	0	0	4	0	0	0	0	0
MORGAN COUNTY COURT	79	245	85	5	0	0	0	0	0	0	0
TOTAL-COURTS OF RECORD:	282	376	210	5	0	12	97	20	21	10	0
MARTINSVILLE CITY COURT	0	117	0	42	0	0	0	0	0	0	0
MCORESVILLE TOWN COURT	0	8	0	366	0	0	0	0	0	0	0
TOTAL-CITY AND TOWN:	0	125	0	408	0	0	0	0	0	0	0
GRAND TOTAL:	282	501	210	413	0	12	97	20	21	10	0
<b>NEWTON</b>											
NEWTON CIRCUIT COURT	15	14	0	0	0	0	48	79	32	0	0

- - - CIVIL - - -

CP	SC	RCP	DR	RDR	MH	AD	ES	GU	TR	MI	TOTAL
0	22	18	0	0	0	0	0	0	0	0	390
76	22	28	37	34	3	5	62	59	0	2	761
0	0	0	0	0	0	0	0	0	0	0	0
0	0	0	0	0	0	0	0	0	0	0	0
76	22	28	37	34	3	5	62	59	0	2	761
114	0	69	124	6	0	23	201	143	13	0	946
116	0	31	147	20	0	11	120	126	0	0	737
0	249	113	0	0	0	0	0	0	0	0	639
230	249	213	271	26	0	34	321	269	13	0	2,322
0	0	0	0	0	0	0	0	0	0	0	75
0	0	0	0	0	0	0	0	0	0	5	242
0	0	0	0	0	0	0	0	0	0	5	317
230	249	213	271	26	0	34	321	269	13	5	2,639
65	0	16	44	35	3	22	356	274	21	0	1,099
142	0	23	87	47	0	0	0	0	0	0	427
0	3	0	0	0	0	0	0	0	0	0	3
140	0	18	80	63	0	0	0	0	0	0	432
0	6	3	0	0	0	0	0	0	0	0	9
114	0	19	82	24	0	0	0	0	0	0	313
0	3	2	0	0	0	0	0	0	0	0	5
0	0	0	20	2	0	0	0	0	0	0	22
0	0	0	0	0	0	0	0	0	0	0	3,214
276	0	32	18	19	0	0	0	0	0	0	345
0	756	1,238	0	0	0	0	0	0	0	0	2,488
737	768	1,351	331	190	3	22	356	274	21	0	8,357
737	768	1,351	331	190	3	22	356	274	21	0	8,357
295	0	14	183	34	9	13	157	94	65	4	1,273
5	184	4	0	0	0	0	0	0	0	0	591
300	184	18	183	34	9	13	157	94	65	4	1,864
2	0	0	0	0	0	0	0	0	0	0	86
2	0	0	0	0	0	0	0	0	0	0	86
302	184	18	183	34	9	13	157	94	65	4	1,950
211	0	64	30	44	15	17	53	117	11	4	894
222	0	49	246	276	10	0	285	171	0	5	1,555
25	111	149	0	0	0	0	0	0	0	0	699
458	111	262	276	320	25	17	338	288	11	9	3,148
0	0	0	0	0	0	0	0	0	0	0	159
0	0	0	0	0	0	0	0	0	0	0	374
0	0	0	0	0	0	0	0	0	0	0	533
458	111	262	276	320	25	17	338	288	11	9	3,681
366	0	15	58	5	0	6	225	300	0	3	1,166

- - - CRIMINAL - - -

	CF	CM	RCR	IF	OV	MC	JC	JD	JP	JM	NAC
<b>NEWTON</b>											
NEWTON SUPERIOR COURT	0	0	0	0	0	0	0	0	0	0	0
NEWTON SUPERIOR COURT CCF	239	158	0	0	1,555	0	0	0	0	0	0
TOTAL-COURTS OF RECORD:	254	172	0	0	1,555	0	48	79	32	0	0
GRAND TOTAL:	254	172	0	0	1,555	0	48	79	32	0	0
<b>NOBLE</b>											
NOBLE CIRCUIT COURT	58	0	39	0	0	0	34	34	29	0	0
NOBLE SUPERIOR COURT	16	0	10	0	0	0	10	19	48	0	0
NOBLE COUNTY COURT	279	182	177	391	6	0	0	0	0	0	0
TOTAL-COURTS OF RECORD:	353	182	226	391	6	0	44	53	77	0	0
CROMWELL TOWN COURT	0	0	0	0	0	0	0	0	0	0	0
TOTAL-CITY AND TOWN:	0	0	0	0	0	0	0	0	0	0	0
GRAND TOTAL:	353	182	226	391	6	0	44	53	77	0	0
<b>OHIO</b>											
OHIO CIRCUIT COURT	7	1	1	0	0	0	3	1	1	0	0
OHIO SUPERIOR COURT	25	116	4	0	0	0	0	0	0	0	0
OHIO SUPERIOR COURT CCF	0	0	0	42	0	0	0	0	0	0	0
TOTAL-COURTS OF RECORD:	32	117	5	42	0	0	3	1	1	0	0
GRAND TOTAL:	32	117	5	42	0	0	3	1	1	0	0
<b>ORANGE</b>											
ORANGE CIRCUIT COURT	133	5	8	0	0	1	5	41	11	0	0
ORANGE COUNTY COURT	20	229	0	11	0	0	0	0	0	0	17
TOTAL-COURTS OF RECORD:	153	234	8	11	0	1	5	41	11	0	17
GRAND TOTAL:	153	234	8	11	0	1	5	41	11	0	17
<b>OWEN</b>											
OWEN CIRCUIT COURT	72	61	99	0	0	2	19	44	38	1	119
OWEN CIRCUIT COURT CCF	0	8	0	422	0	0	0	0	0	0	0
TOTAL-COURTS OF RECORD:	72	69	99	422	0	2	19	44	38	1	119
GRAND TOTAL:	72	69	99	422	0	2	19	44	38	1	119
<b>PARKE</b>											
PARKE CIRCUIT COURT	568	0	0	0	0	3	11	23	34	0	0
PARKE CIRCUIT COURT CCF	0	582	0	525	0	0	0	0	0	0	17
TOTAL-COURTS OF RECORD:	568	582	0	525	0	3	11	23	34	0	17
GRAND TOTAL:	568	582	0	525	0	3	11	23	34	0	17
<b>PERRY</b>											
PERRY CIRCUIT COURT	77	69	7	0	0	0	2	2	70	0	5
PERRY CIRCUIT COURT CCF	0	0	0	192	0	0	0	0	0	0	0
TOTAL-COURTS OF RECORD:	77	69	7	192	0	0	2	2	70	0	5
CANNELTON CITY COURT	0	0	0	0	0	0	0	0	0	0	0
ABOLISHED 12/31/87											
TELL CITY CITY COURT	0	11	0	2	0	0	0	0	0	0	0
TOTAL-CITY AND TOWN:	0	11	0	2	0	0	0	0	0	0	0
GRAND TOTAL:	77	80	7	194	0	0	2	2	70	0	5
<b>PIKE</b>											
PIKE CIRCUIT COURT	58	0	5	0	0	5	15	14	25	7	0
PIKE CIRCUIT COURT CCF	15	76	24	64	0	0	0	0	0	0	16



- - - CRIMINAL - - -

	CF	CM	RCR	IF	OV	MC	JC	JD	JP	JM	NAC
<b>PIKE</b>											
TOTAL-COURTS OF RECORD:	73	76	29	64	0	5	15	14	25	7	16
GRAND TOTAL:	73	76	29	64	0	5	15	14	25	7	16
<b>PORTER</b>											
PORTER CIRCUIT COURT	204	0	0	0	0	1	39	443	68	2	0
PORTER CIR & SUP 1 AND 2											
PORTER SUPERIOR COURT 3	33	709	200	0	0	0	0	0	0	0	86
PORTER SUPERIOR COURT 3 CCF	0	0	0	147	18	0	0	0	0	0	0
PORTER COUNTY COURT	11	532	10	4,519	216	23	0	0	0	0	0
TOTAL-COURTS OF RECORD:	248	1,241	210	4,666	234	24	39	443	68	2	86
CHESTERTON TOWN COURT	0	72	0	48	8	18	0	0	0	0	0
TOTAL-CITY AND TOWN:	0	72	0	48	8	18	0	0	0	0	0
GRAND TOTAL:	248	1,313	210	4,714	242	42	39	443	68	2	86
<b>POSEY</b>											
POSEY CIRCUIT COURT	75	0	14	0	0	48	4	49	7	47	2
POSEY COUNTY COURT	14	223	29	55	0	0	0	0	0	0	11
TOTAL-COURTS OF RECORD:	89	223	43	55	0	48	4	49	7	47	13
GRAND TOTAL:	89	223	43	55	0	48	4	49	7	47	13
<b>PULASKI</b>											
PULASKI CIRCUIT COURT	53	0	26	0	0	0	6	40	51	39	0
PULASKI COUNTY COURT	45	188	17	49	0	0	0	0	0	0	0
TOTAL-COURTS OF RECORD:	98	188	43	49	0	0	6	40	51	39	0
GRAND TOTAL:	98	188	43	49	0	0	6	40	51	39	0
<b>PUTNAM</b>											
PUTNAM CIRCUIT COURT	17	0	4	0	0	0	7	73	9	6	11
PUTNAM COUNTY COURT	46	111	40	26	0	0	0	0	0	0	998
TOTAL-COURTS OF RECORD:	63	111	44	26	0	0	7	73	9	6	1,009
GRAND TOTAL:	63	111	44	26	0	0	7	73	9	6	1,009
<b>RANDOLPH</b>											
RANDOLPH CIRCUIT COURT	22	3	10	0	0	1	15	19	28	13	9
RANDOLPH COUNTY COURT	45	61	2	0	0	0	0	0	0	0	0
TOTAL-COURTS OF RECORD:	67	64	12	0	0	1	15	19	28	13	9
WINCHESTER CITY COURT	0	168	0	278	17	0	0	0	0	0	0
UNION CITY COURT	0	21	0	6	2	0	0	0	0	0	0
TOTAL-CITY AND TOWN:	0	189	0	284	19	0	0	0	0	0	0
GRAND TOTAL:	67	253	12	284	19	1	15	19	28	13	9
<b>RIPLEY</b>											
RIPLEY CIRCUIT COURT	251	40	28	0	0	1	10	28	39	93	0
RIPLEY CIRCUIT COURT CCF	0	0	0	0	0	0	0	0	0	0	0
TOTAL-COURTS OF RECORD:	251	40	28	0	0	1	10	28	39	93	0
BATESVILLE CITY COURT	0	62	0	336	1	0	0	0	0	0	0
VERSAILLES CITY COURT	0	72	0	155	0	0	0	0	0	0	0
TOTAL-CITY AND TOWN:	0	134	0	491	1	0	0	0	0	0	0
GRAND TOTAL:	251	174	28	491	1	1	10	28	39	93	0
<b>RUSH</b>											
RUSH CIRCUIT COURT	90	1	2	0	0	0	25	34	35	0	26



- - - CIVIL - - -

CP	SC	RCP	DR	RDR	MH	AD	ES	GU	TR	MI	TOTAL
160	53	71	78	65	8	9	93	63	6	2	916
160	53	71	78	65	8	9	93	63	6	2	916
4,899	0	1,873	814	453	2	22	1,690	1,151	1	61	11,723
19	0	0	8	0	0	0	0	0	0	0	969
15	473	211	0	0	0	0	0	0	0	0	864
155	2,882	1,191	0	0	0	0	0	0	0	0	9,539
5,088	3,355	3,275	822	453	2	22	1,690	1,151	1	61	23,095
0	0	0	0	0	0	0	0	0	0	0	146
0	0	0	0	0	0	0	0	0	0	0	146
5,088	3,355	3,275	822	453	2	22	1,690	1,151	1	61	23,241
621	0	49	502	59	1	4	574	579	0	0	2,633
11	64	43	0	0	0	0	0	0	0	0	439
632	64	92	502	59	1	4	574	579	0	0	3,072
632	64	92	502	59	1	4	574	579	0	0	3,072
129	0	33	32	22	22	1	285	174	0	3	916
16	132	162	0	0	0	0	0	0	0	0	609
145	132	195	32	22	22	1	285	174	0	3	1,525
145	132	195	32	22	22	1	285	174	0	3	1,525
103	0	9	53	28	0	7	120	181	3	5	625
56	509	427	0	0	0	0	0	0	0	7	1,222
159	509	436	53	28	0	7	120	181	3	12	1,847
159	509	436	53	28	0	7	120	181	3	12	1,847
149	0	20	150	102	9	10	208	150	25	2	936
17	191	238	0	0	0	0	0	0	0	4	558
166	191	258	150	102	9	10	208	150	25	6	1,494
0	0	0	0	0	0	0	0	0	0	0	463
0	0	0	0	0	0	0	0	0	0	0	29
0	0	0	0	0	0	0	0	0	0	0	492
166	191	258	150	102	9	10	208	150	25	6	1,986
550	0	93	145	111	14	10	344	234	0	0	1,991
0	486	281	0	0	0	0	0	0	0	0	767
550	486	374	145	111	14	10	344	234	0	0	2,758
45	0	3	0	0	0	0	0	0	0	0	447
0	0	0	0	0	0	0	0	0	0	0	227
45	0	3	0	0	0	0	0	0	0	0	674
595	486	377	145	111	14	10	344	234	0	0	3,432
163	0	87	128	9	1	12	166	261	16	5	1,035

- - - CRIMINAL - - -

	CF	CM	RCR	IF	OV	MC	JC	JD	JP	JM	NAC
<b>RUSH</b>											
RUSH COUNTY COURT	151	801	4	776	3	0	0	0	0	0	0
TOTAL-COURTS OF RECORD:	241	802	6	776	3	0	25	34	35	0	26
GRAND TOTAL:	241	802	6	776	3	0	25	34	35	0	26
<b>ST. JOSEPH</b>											
ST. JOSEPH CIRCUIT COURT	15	0	0	0	0	0	0	0	0	0	0
ST. JOSEPH SUPERIOR COURT	279	0	280	0	0	0	0	0	0	0	0
ST. JOSEPH SUPERIOR COURT CCF	0	18,820	0	28,834	0	0	0	0	0	0	0
ST. JOSEPH PROBATE COURT	0	0	0	0	0	0	13	147	1,754	0	0
TOTAL-COURTS OF RECORD:	294	18,820	280	28,834	0	0	13	147	1,754	0	0
WALKERTON TOWN COURT	0	69	0	159	0	0	0	0	0	0	0
TOTAL-CITY AND TOWN:	0	69	0	159	0	0	0	0	0	0	0
GRAND TOTAL:	294	18,889	280	28,993	0	0	13	147	1,754	0	0
<b>SCOTT</b>											
SCOTT CIRCUIT COURT	92	0	10	0	0	0	17	16	37	0	125
SCOTT COUNTY COURT	63	429	1	337	2	0	0	0	0	0	77
TOTAL-COURTS OF RECORD:	155	429	11	337	2	0	17	16	37	0	202
GRAND TOTAL:	155	429	11	337	2	0	17	16	37	0	202
<b>SHELBY</b>											
SHELBY CIRCUIT COURT	11	1	0	0	0	0	0	0	0	0	0
SHELBY SUPERIOR COURT	79	1	32	0	0	6	16	29	55	0	7
SHELBY COUNTY COURT	109	577	3	221	0	1	0	0	0	0	576
TOTAL-COURTS OF RECORD:	199	579	125	221	0	7	16	29	55	0	583
GRAND TOTAL:	199	579	125	221	0	7	16	29	55	0	583
<b>SPENCER</b>											
SPENCER CIRCUIT COURT	44	0	0	0	0	0	0	2	0	0	0
SPENCER CIRCUIT COURT CCF	0	41	0	165	0	0	0	0	0	0	0
TOTAL-COURTS OF RECORD:	44	41	0	165	0	0	0	2	0	0	0
ROCKPORT CITY COURT	0	0	0	0	0	0	0	0	0	0	0
2, 3 & 4 QUARTERS AVERAGED											
TOTAL-CITY AND TOWN:	0	0	0	0	0	0	0	0	0	0	0
GRAND TOTAL:	44	41	0	165	0	0	0	2	0	0	0
<b>STARKE</b>											
STARKE CIRCUIT COURT	55	3	29	0	0	1	2	14	1	0	0
STARKE CIRCUIT COURT CCF	0	0	0	0	0	0	0	0	0	0	0
TOTAL-COURTS OF RECORD:	55	3	29	0	0	1	2	14	1	0	0
KNOX CITY COURT	0	264	0	846	0	0	0	0	0	0	0
TOTAL-CITY AND TOWN:	0	264	0	846	0	0	0	0	0	0	0
GRAND TOTAL:	55	267	29	846	0	1	2	14	1	0	0
<b>STEBEN</b>											
STEBEN CIRCUIT COURT	61	42	23	0	0	1	54	35	17	1	20
STEBEN SUPERIOR COURT	220	0	76	0	0	0	0	0	0	0	34
STEBEN SUPERIOR COURT CCF	0	1,207	0	161	5	3	0	0	0	0	51
TOTAL-COURTS OF RECORD:	281	1,249	99	161	5	4	54	35	17	1	105
FREMONT TOWN COURT	0	206	0	3,018	20	5	0	0	0	0	379
TOTAL-CITY AND TOWN:	0	206	0	3,018	20	5	0	0	0	0	379
GRAND TOTAL:	281	1,455	99	3,179	25	9	54	35	17	1	484
<b>SULLIVAN</b>											
SULLIVAN CIRCUIT COURT	66	0	0	0	0	0	34	49	17	1	0

- - - CIVIL - - -

CP	SC	RCP	DR	RDR	MH	AD	ES	GU	TR	MI	TOTAL
101	140	281	0	0	0	0	0	0	0	23	2,280
264	140	368	128	9	1	12	166	261	16	28	3,315
264	140	368	128	9	1	12	166	261	16	28	3,315
791	0	2,540	1,270	258	0	0	311	207	0	378	5,770
405	0	1,554	409	750	26	0	745	355	0	62	4,865
0	0	0	0	0	0	0	0	0	0	0	47,654
59	0	0	0	0	0	133	1,761	3,072	51	0	6,990
1,255	0	4,094	1,679	1,008	26	133	2,817	3,634	51	440	65,279
0	0	0	0	0	0	0	0	0	0	0	228
0	0	0	0	0	0	0	0	0	0	0	228
1,255	0	4,094	1,679	1,008	26	133	2,817	3,634	51	440	65,507
354	0	94	189	200	0	22	140	153	0	0	1,324
83	246	409	0	0	0	0	0	0	0	0	1,570
437	246	503	189	200	0	22	140	153	0	0	2,894
437	246	503	189	200	0	22	140	153	0	0	2,894
588	0	21	155	168	1	12	213	175	36	0	1,381
123	0	17	93	76	18	10	28	84	0	0	667
77	261	281	0	0	0	0	0	0	0	0	1,620
788	261	319	248	244	19	22	241	259	36	0	3,668
788	261	319	248	244	19	22	241	259	36	0	3,668
511	0	4	76	8	0	1	91	148	2	0	887
0	51	36	0	0	0	0	0	0	0	0	293
511	51	40	76	8	0	1	91	148	2	0	1,180
0	0	0	0	0	0	0	0	0	0	0	0
0	0	0	0	0	0	0	0	0	0	0	0
511	51	40	76	8	0	1	91	148	2	0	1,180
485	0	492	85	167	0	8	204	6	0	0	1,552
0	354	217	0	0	0	0	0	0	0	0	571
485	354	709	85	167	0	8	204	6	0	0	2,123
0	0	0	0	0	0	0	0	0	0	0	1,110
0	0	0	0	0	0	0	0	0	0	0	1,110
485	354	709	85	167	0	8	204	6	0	0	3,233
116	0	94	69	132	0	8	213	128	2	3	999
164	0	6	61	3	0	0	0	0	0	0	530
0	578	339	0	0	0	0	0	0	0	0	2,293
280	578	439	130	135	0	8	213	128	2	3	3,822
0	0	0	0	0	0	0	0	0	0	0	3,249
0	0	0	0	0	0	0	0	0	0	0	3,249
280	578	439	130	135	0	8	213	128	2	3	7,071
225	0	25	12	21	49	10	160	95	10	0	774

- - - CRIMINAL - - -

	CF	CM	RCR	IF	OV	MC	JC	JD	JP	JM	NAC
<b>SULLIVAN</b>											
SULLIVAN COUNTY COURT	19	149	4	34	0	0	0	0	0	0	0
TOTAL-COURTS OF RECORD:	85	149	4	34	0	0	34	49	17	1	0
GRAND TOTAL:	85	149	4	34	0	0	34	49	17	1	0
<b>SWITZERLAND</b>											
SWITZERLAND CIRCUIT COURT	84	60	10	0	0	4	0	4	0	1	0
SWITZERLAND CIR & SUP											
SWITZERLAND CIRCUIT COURT CCF	0	0	0	53	0	0	0	0	0	0	0
SWITZERLAND CIR & SUP											
TOTAL-COURTS OF RECORD:	84	60	10	53	0	4	0	4	0	1	0
GRAND TOTAL:	84	60	10	53	0	4	0	4	0	1	0
<b>TIPPECANOE</b>											
TIPPECANOE CIRCUIT COURT	0	0	12	0	0	0	2	0	10	0	0
TIPPECANOE SUPERIOR COURT 1	154	0	42	0	0	0	0	0	0	0	0
TIPPECANOE SUPERIOR COURT 2	0	0	5	0	0	0	0	0	0	0	3
TIPPECANOE SUPERIOR COURT 3	0	0	0	0	0	0	42	65	10	60	0
TIPPECANOE COUNTY COURT 1	196	0	0	0	0	0	0	0	0	0	0
TIPPECANOE COUNTY COURT 2	751	1,486	0	278	350	23	0	0	0	0	0
TOTAL-COURTS OF RECORD:	1,101	1,486	59	278	350	23	44	65	20	60	3
WEST LAFAYETTE CITY COURT	0	24	0	56	2	0	0	0	0	0	0
TOTAL-CITY AND TOWN:	0	24	0	56	2	0	0	0	0	0	0
GRAND TOTAL:	1,101	1,510	59	334	352	23	44	65	20	60	3
<b>TIPTON</b>											
TIPTON CIRCUIT COURT	100	95	2	0	0	12	0	2	1	0	0
TIPTON CIRCUIT COURT CCF	0	0	0	0	0	0	0	0	0	0	0
TOTAL-COURTS OF RECORD:	100	95	2	0	0	12	0	2	1	0	0
TIPTON CITY COURT	0	832	6	374	8	0	0	0	0	0	16
SHARPSVILLE TOWN COURT	0	21	0	206	0	0	0	0	0	0	0
TOTAL-CITY AND TOWN:	0	853	6	580	8	0	0	0	0	0	16
GRAND TOTAL:	100	948	8	580	8	12	0	2	1	0	16
<b>UNION</b>											
UNION CIRCUIT COURT	35	78	0	0	0	1	0	0	0	0	9
UNION CIRCUIT COURT CCF	35	78	0	241	0	1	0	0	0	0	184
TOTAL-COURTS OF RECORD:	70	156	0	241	0	2	0	0	0	0	193
GRAND TOTAL:	70	156	0	241	0	2	0	0	0	0	193
<b>VANDERBURGH</b>											
VANDERBURGH CIRCUIT COURT	390	0	270	0	0	0	0	0	0	0	0
2, 3 & 4 QUARTERS AVERAGED											
VANDERBURGH SUPERIOR COURT	0	0	0	0	0	0	1,435	186	723	323	0
JUVENILE											
VANDERBURGH SUPERIOR COURT CCF	0	0	0	0	237	0	0	0	0	0	0
VANDERBURGH SUPERIOR COURT	24	0	13	0	0	0	0	0	0	0	0
VANDERBURGH SUPERIOR COURT CCF	2,958	979	0	3,858	0	0	0	0	0	0	0
MISDEMEANOR											
TOTAL-COURTS OF RECORD:	3,372	979	283	3,858	237	0	1,435	186	723	323	0
GRAND TOTAL:	3,372	979	283	3,858	237	0	1,435	186	723	323	0
<b>VERMILLION</b>											
VERMILLION CIRCUIT COURT	69	0	20	0	0	0	13	34	20	0	0

- - - CIVIL - - -

CP	SC	RCP	DR	RDR	MH	AD	ES	GU	TR	MI	TOTAL
13	35	189	0	0	0	0	0	0	0	18	461
238	35	214	12	21	49	10	160	95	10	18	1,235
238	35	214	12	21	49	10	160	95	10	18	1,235
100	0	33	106	79	5	30	101	89	3	1	710
0	60	21	0	0	1	0	0	0	0	35	170
100	60	54	106	79	6	30	101	89	3	36	880
100	60	54	106	79	6	30	101	89	3	36	880
766	0	28	114	3	11	22	377	1,004	41	33	2,423
73	0	18	119	267	8	0	0	0	0	0	681
49	0	19	166	66	0	0	0	0	0	0	305
0	0	0	0	43	0	0	0	0	0	0	220
125	1,134	557	0	0	0	0	0	0	0	0	2,012
0	0	0	0	0	0	0	0	0	0	0	2,888
1,013	1,134	622	399	379	19	22	377	1,004	41	33	8,529
0	0	0	0	0	0	0	0	0	0	0	82
0	0	0	0	0	0	0	0	0	0	0	82
1,013	1,134	622	399	379	19	22	377	1,004	41	33	8,611
152	0	7	46	18	8	0	126	152	21	0	742
0	20	0	0	0	0	0	0	0	0	0	20
152	20	7	46	18	8	0	126	152	21	0	762
0	0	0	0	0	0	0	0	0	0	0	1,220
0	0	0	0	0	0	0	0	0	0	0	227
0	0	0	0	0	0	0	0	0	0	0	1,447
152	20	7	46	18	8	0	126	152	21	0	2,209
76	0	58	55	40	0	1	215	112	5	33	709
93	40	44	0	0	0	0	0	0	0	0	532
169	40	102	55	40	0	1	215	112	5	33	1,241
169	40	102	55	40	0	1	215	112	5	33	1,241
720	0	0	0	0	0	0	0	0	0	0	1,380
137	0	0	0	0	0	56	806	1,238	180	0	5,084
0	3,672	1,887	0	0	0	0	0	0	0	0	5,796
1,130	0	1,018	403	190	4	0	0	0	0	0	2,782
0	0	0	0	0	0	0	0	0	0	0	7,795
1,987	3,672	2,905	403	190	4	56	806	1,238	180	0	22,837
1,987	3,672	2,905	403	190	4	56	806	1,238	180	0	22,837
163	0	26	80	87	0	7	223	150	0	0	892

- - - CRIMINAL - - -

	CF	CM	RCR	IF	OV	MC	JC	JD	JP	JM	NAC
<b>VERMILLION</b>											
VERMILLION CIRCUIT COURT CCF	0	183	24	89	0	0	0	0	0	0	0
TOTAL-COURTS OF RECORD:	69	183	44	89	0	0	13	34	20	0	0
CLINTON CITY COURT	0	0	0	620	34	0	0	0	0	0	0
TOTAL-CITY AND TOWN:	0	0	0	620	34	0	0	0	0	0	0
GRAND TOTAL:	69	183	44	709	34	0	13	34	20	0	0
<b>VIGO</b>											
VIGO CIRCUIT COURT	218	18	15	0	0	15	39	147	143	23	31
VIGO SUPERIOR COURT 1	137	2	29	0	0	0	0	0	0	0	47
VIGO SUPERIOR COURT 2	53	1	0	0	0	0	0	0	7	0	0
VIGO COUNTY COURT - DIV. 4	2	2	0	0	0	0	0	0	0	0	31
VIGO COUNTY COURT - DIV. 5	351	372	179	201	0	0	0	0	0	0	771
TOTAL-COURTS OF RECORD:	761	395	223	201	0	15	39	147	150	23	880
TERRE HAUTE CITY COURT	0	3,122	0	2,056	81	0	0	0	0	0	121
TOTAL-CITY AND TOWN:	0	3,122	0	2,056	81	0	0	0	0	0	121
GRAND TOTAL:	761	3,517	223	2,257	81	15	39	147	150	23	1,001
<b>WABASH</b>											
WABASH CIRCUIT COURT	97	0	10	0	0	0	102	27	105	2	0
WABASH COUNTY COURT	33	390	11	140	0	0	0	0	0	0	0
TOTAL-COURTS OF RECORD:	130	390	21	140	0	0	102	27	105	2	0
WABASH CITY COURT	0	0	0	0	0	0	0	0	0	0	0
NORTH MANCHESTER TOWN COURT	0	0	0	11	0	0	0	0	0	0	0
TOTAL-CITY AND TOWN:	0	0	0	11	0	0	0	0	0	0	0
GRAND TOTAL:	130	390	21	151	0	0	102	27	105	2	0
<b>WARREN</b>											
WARREN CIRCUIT COURT	67	0	0	0	0	0	2	3	2	0	28
WARREN CIRCUIT COURT CCF	0	268	0	276	0	0	0	0	0	0	0
TOTAL-COURTS OF RECORD:	67	268	0	276	0	0	2	3	2	0	28
GRAND TOTAL:	67	268	0	276	0	0	2	3	2	0	28
<b>WARRICK</b>											
WARRICK CIRCUIT COURT	71	0	4	0	0	0	23	12	51	0	0
WARRICK SUPERIOR COURT	117	0	2	0	0	0	0	1	2	0	0
WARRICK SUPERIOR COURT CCF	0	2,116	0	1,940	0	0	0	0	0	0	0
TOTAL-COURTS OF RECORD:	188	2,116	6	1,940	0	0	23	13	53	0	0
GRAND TOTAL:	188	2,116	6	1,940	0	0	23	13	53	0	0
<b>WASHINGTON</b>											
WASHINGTON CIRCUIT COURT	132	239	117	0	0	4	36	68	38	0	0
WASHINGTON CIRCUIT COURT CCF	0	0	0	37	0	0	0	0	0	0	0
WASHINGTON SUPERIOR COURT	0	0	0	0	0	0	0	0	0	0	0
WASHINGTON SUPERIOR COURT CCF	21	55	9	0	0	0	0	0	0	0	0
TOTAL-COURTS OF RECORD:	153	294	126	37	0	4	36	68	38	0	0
SALEM CITY COURT	0	12	0	68	0	46	0	0	0	0	0
TOTAL-CITY AND TOWN:	0	12	0	68	0	46	0	0	0	0	0
GRAND TOTAL:	153	306	126	105	0	50	36	68	38	0	0
<b>WAYNE</b>											
WAYNE CIRCUIT COURT	112	1	33	0	0	2	13	18	4	10	0
WAYNE SUPERIOR COURT 1	114	5	26	0	0	3	20	8	4	6	0

- - - CIVIL - - -

CP	SC	RCP	DR	RDR	MH	AD	ES	GU	TR	MI	TOTAL
0	154	85	0	0	0	0	0	0	0	0	535
163	154	111	80	87	0	7	223	150	0	0	1,427
0	0	0	0	0	0	0	0	0	0	0	654
0	0	0	0	0	0	0	0	0	0	0	654
163	154	111	80	87	0	7	223	150	0	0	2,081
474	0	39	147	38	0	26	476	507	69	10	2,404
333	0	60	118	87	0	0	1	0	0	0	767
160	0	3	204	155	0	1	231	109	0	0	924
112	443	714	0	0	0	0	0	0	0	0	1,273
20	254	593	0	0	0	0	0	0	0	5	1,975
1,099	697	1,409	469	280	0	27	708	616	69	15	7,343
0	0	0	0	0	0	0	0	0	0	0	5,259
0	0	0	0	0	0	0	0	0	0	0	5,259
1,099	697	1,409	469	280	0	27	708	616	69	15	12,602
121	0	91	65	0	1	21	157	214	10	0	1,023
76	220	114	0	0	0	0	0	0	0	0	984
197	220	205	65	0	1	21	157	214	10	0	2,007
5,732	0	2,412	0	0	0	0	0	0	0	0	8,144
0	0	0	0	0	0	0	0	0	0	0	11
5,732	0	2,412	0	0	0	0	0	0	0	0	8,155
5,929	220	2,617	65	0	1	21	157	214	10	0	10,162
185	0	3	61	6	0	1	103	81	12	3	529
0	194	74	0	0	0	0	0	0	0	0	812
185	194	77	61	6	0	1	103	81	12	3	1,341
185	194	77	61	6	0	1	103	81	12	3	1,341
424	0	115	274	94	42	10	302	355	0	0	1,777
393	0	132	208	41	0	9	75	67	8	0	1,055
0	721	382	0	0	0	0	0	0	0	0	5,159
817	721	629	482	135	42	19	377	422	8	0	7,991
817	721	629	482	135	42	19	377	422	8	0	7,991
301	0	79	5	30	239	18	419	289	0	3	2,017
0	8	6	0	0	0	0	0	0	0	0	51
127	0	65	131	61	0	0	0	0	0	0	384
0	116	248	0	0	0	0	0	0	0	0	449
428	124	398	136	91	239	18	419	289	0	3	2,901
0	0	0	0	0	0	0	0	0	0	0	126
0	0	0	0	0	0	0	0	0	0	0	126
428	124	398	136	91	239	18	419	289	0	3	3,027
221	0	83	109	104	12	13	155	129	11	17	1,047
209	0	124	100	81	6	29	541	348	10	5	1,639

- - - CRIMINAL - - -

	CF	CM	RCR	IF	OV	MC	JC	JD	JP	JM	NAC
<b>WAYNE</b>											
WAYNE SUPERIOR COURT 2	61	0	44	0	0	21	18	35	68	19	0
WAYNE SUPERIOR COURT 3 CCF	58	173	0	1,126	20	0	0	0	0	0	755
TOTAL-COURTS OF RECORD:	345	179	103	1,126	20	26	51	61	76	35	755
HAGERSTOWN TOWN COURT	0	2	0	59	1	0	0	0	0	0	37
TOTAL-CITY AND TOWN:	0	2	0	59	1	0	0	0	0	0	37
GRAND TOTAL:	345	181	103	1,185	21	26	51	61	76	35	792
<b>WELLS</b>											
WELLS CIRCUIT COURT	31	1	4	0	0	0	6	11	36	0	20
WELLS SUPERIOR COURT	1	0	0	0	0	0	0	0	0	0	0
WELLS SUPERIOR COURT CCF	55	117	85	56	0	0	0	0	0	0	0
TOTAL-COURTS OF RECORD:	87	118	89	56	0	0	6	11	36	0	20
BLUFFTON CITY COURT	0	0	0	4	0	0	0	0	0	0	0
TOTAL-CITY AND TOWN:	0	0	0	4	0	0	0	0	0	0	0
GRAND TOTAL:	87	118	89	60	0	0	6	11	36	0	20
<b>WHITE</b>											
WHITE CIRCUIT COURT	8	0	18	0	0	0	1	79	39	0	0
WHITE SUPERIOR COURT	39	0	7	0	0	0	0	0	0	0	0
WHITE SUPERIOR COURT CCF	0	226	64	141	0	0	0	0	0	0	2
TOTAL-COURTS OF RECORD:	47	226	89	141	0	0	1	79	39	0	2
MONON TOWN COURT	0	0	0	0	0	0	0	0	0	0	0
2, 3 & 4 QUARTERS AVERAGED											
TOTAL-CITY AND TOWN:	0	0	0	0	0	0	0	0	0	0	0
GRAND TOTAL:	47	226	89	141	0	0	1	79	39	0	2
<b>WHITLEY</b>											
WHITLEY CIRCUIT COURT	16	9	17	0	0	0	13	13	35	0	0
WHITLEY SUPERIOR COURT	0	0	0	0	0	0	0	0	0	0	0
WHITLEY SUPERIOR COURT CCF	115	325	186	595	0	0	0	0	0	0	0
TOTAL-COURTS OF RECORD:	131	334	203	595	0	0	13	13	35	0	0
GRAND TOTAL:	131	334	203	595	0	0	13	13	35	0	0



- - - CIVIL - - -

CP	SC	RCP	DR	RDR	MH	AD	ES	GU	TR	MI	TOTAL
99	0	29	111	77	5	18	307	180	1	2	1,095
20	147	14	0	0	0	0	0	0	0	0	1,558
549	147	250	320	262	23	60	1,003	657	22	24	5,339
0	0	0	0	0	0	0	0	0	0	0	62
0	0	0	0	0	0	0	0	0	0	0	62
549	147	250	320	262	23	60	1,003	657	22	24	5,401
322	0	59	118	174	4	5	140	195	2	0	1,108
39	0	30	42	6	1	0	0	0	0	0	119
0	132	91	0	0	0	0	0	0	0	0	536
361	132	180	160	180	5	5	140	195	2	0	1,763
0	0	0	0	0	0	0	0	0	0	0	4
0	0	0	0	0	0	0	0	0	0	0	4
361	132	180	160	180	5	5	140	195	2	0	1,767
300	0	54	51	38	0	14	200	140	12	14	968
29	0	0	0	0	0	0	0	0	0	0	75
0	160	32	0	0	0	0	0	0	0	0	623
329	160	86	51	38	0	14	200	140	12	14	1,666
0	0	0	0	0	0	0	0	0	0	0	0
0	0	0	0	0	0	0	0	0	0	0	0
329	160	86	51	38	0	14	200	140	12	14	1,666
267	0	31	160	26	1	8	154	164	14	4	932
45	0	16	43	2	0	0	0	0	0	0	106
0	329	187	0	0	0	0	0	0	0	0	1,737
312	329	234	203	28	1	8	154	164	14	4	2,775
312	329	234	203	28	1	8	154	164	14	4	2,775

- - - C R I M I N A L - - -

	CF	CM	RCR	IF	OV	MC	JC	JD	JP	JM	NAC
TOTALS FOR SUPERIOR AND CIRCUIT COURTS	16,674	7,262	4,863	0	0	359	4,375	11,182	10,521	5,316	2,108
TOTALS FOR COUNTY, MUNICIPAL COURTS AND CCF	22,668	138,832	4,462	121,916	24,146	2,546	0	0	0	0	13,438
TOTALS FOR SMALL CLAIM COURTS	0	0	0	0	0	0	0	0	0	0	0
TOTALS FOR CITY & TOWN COURTS	0	21,574	302	27,813	8,620	1,238	0	0	0	0	5,579
TOTALS FOR ALL COURTS	39,342	167,668	9,627	149,729	32,766	4,143	4,375	11,182	10,521	5,316	21,125

- - - CIVIL - - -

CP	SC	RCP	DR	RDR	MH	AD	ES	GU	TR	MI	TOTAL
85,669	0	44,379	39,758	23,269	3,009	2,418	41,384	39,878	1,576	3,455	345,347
9,766	50,921	55,111	0	0	2,139	0	0	0	0	388	432,895
0	10,071	9,639	0	0	0	0	0	0	0	0	19,710
64,950	0	4,808	0	0	0	0	0	0	0	186	129,491
160,385	60,992	113,937	39,758	23,269	5,148	2,418	41,384	39,878	1,576	4,029	927,443

COURT EXPENDITURES  
SALARIED PERSONNEL

	JUDGES COUNTY PORTION	COMMISSIONER OR REFEREE	REPORTERS	BAILIFFS	PROBATION OFFICE
<b>ADAMS</b>					
ADAMS CIRCUIT	5,000		23,900	11,000	
ADAMS SUPERIOR	5,000		50,288	12,800	
ADAMS CIRCUIT & SUPERIOR PROB					83,350
TOTAL-COURTS OF RECORD:	10,000		74,188	23,800	83,350
GRAND TOTAL COUNTY:	10,000		74,188	23,800	83,350
<b>ALLEN</b>					
ALLEN CIRCUIT	12,686	10,000	39,104		266,266
ALLEN SUPERIOR	85,488	129,634	115,143		638,459
TOTAL-COURTS OF RECORD:	98,174	139,634	154,247		904,725
GRAND TOTAL COUNTY:	98,174	139,634	154,247		904,725
<b>BARTHOLOMEW</b>					
BARTHOLOMEW CIRCUIT	14,266	13,575	41,765	13,200	66,859
BARTHOLOMEW SUPERIOR 1	14,266		21,595	1,684	
BARTHOLOMEW SUPERIOR 2	14,266		16,617	15,118	39,500
TOTAL-COURTS OF RECORD:	42,798	13,575	79,977	30,002	106,359
GRAND TOTAL COUNTY:	42,798	13,575	79,977	30,002	106,359
<b>BENTON</b>					
BENTON CIRCUIT	5,040		14,793	9,040	29,013
TOTAL-COURTS OF RECORD:	5,040		14,793	9,040	29,013
GRAND TOTAL COUNTY:	5,040		14,793	9,040	29,013
<b>BLACKFORD</b>					
BLACKFORD CIRCUIT	4,500		16,494	13,052	33,830
BLACKFORD COUNTY	7,625		14,842		12,000
TOTAL-COURTS OF RECORD:	12,125		31,336	13,052	45,830
HARTFORD CITY - NOT REPORTING					
MONPELIER CITY	2,600				
TOTAL-CITY AND TOWN:	2,600				
GRAND TOTAL COUNTY:	14,725		31,336	13,052	45,830
<b>BOONE</b>					
BOONE CIRCUIT	10,520	5,000	26,964	10,600	
BOONE SUPERIOR I	10,500		25,573	12,820	
BOONE SUPERIOR II	10,520		13,026	11,870	24,600
BOONE PROBATION					43,090
TOTAL-COURTS OF RECORD:	31,540	5,000	65,563	35,290	67,690
LEBANON CITY	6,187				
THORNTOWN TOWN	7,456				
ZIONSVILLE TOWN	4,000			550	
JAMESTOWN TOWN	1,650				
TOTAL-CITY AND TOWN:	19,293			550	
GRAND TOTAL COUNTY:	50,833	5,000	65,563	35,840	67,690

COURT EXPENDITURES  
SALARIED PERSONNEL

JURY COMMISSIONER	ADMIN- ISTRATOR AND STAFF	SECRETARY	LAW CLERKS & INTERNS	PUBLIC DEFENDER AND STAFF	COURT CLERKS & OTHER EMPLOYEES	TOTAL SALARIED PERSONNEL
2,000	4,950	8,850				55,700
						68,088
						83,350
2,000	4,950	8,850				207,138
2,000	4,950	8,850				207,138
600	48,828	20,467	17,400	319,882		735,233
	53,287	116,369	92,245		300,176	1,530,801
600	102,115	136,836	109,645	319,882	300,176	2,266,034
600	102,115	136,836	109,645	319,882	300,176	2,266,034
160				42,000		191,825
		7,135		22,000		66,680
				35,000	75,538	196,039
160		7,135		99,000	75,538	454,544
160		7,135		99,000	75,538	454,544
203						58,089
203						58,089
203						58,089
210						68,086
					280	34,747
210					280	102,833
						2,600
						2,600
210					280	105,433
500					142	53,726
500						49,393
				20,048		80,064
						43,090
1,000				20,048	142	226,273
					2,179	8,366
						7,456
					2,350	6,900
					348	1,998
					4,877	24,720
1,000				20,048	5,019	250,993

COURT EXPENDITURES  
SALARIED PERSONNEL

	JUDGES COUNTY PORTION	COMMISSIONER OR REFEREE	REPORTERS	BAILIFFS	PROBATION OFFICE
<b>BROWN</b>					
BROWN CIRCUIT	6,500	5,753	26,138	11,440	24,000
TOTAL-COURTS OF RECORD:	6,500	5,753	26,138	11,440	24,000
GRAND TOTAL COUNTY:	6,500	5,753	26,138	11,440	24,000
<b>CARROLL</b>					
CARROLL CIRCUIT	7,583	7,290	42,757	9,212	26,657
TOTAL-COURTS OF RECORD:	7,583	7,290	42,757	9,212	26,657
DELPHI CITY	1,137				
BURLINGTON TOWN	2,400				
TOTAL-CITY AND TOWN:	3,537				
GRAND TOTAL COUNTY:	11,120	7,290	42,757	9,212	26,657
<b>CASS</b>					
CASS CIRCUIT	65,000		16,880	11,200	20,667
CASS SUPERIOR	6,500		15,400	13,000	14,500
CASS PUBLIC DEFENDER					
TOTAL-COURTS OF RECORD:	71,500		32,280	24,200	35,167
GRAND TOTAL COUNTY:	71,500		32,280	24,200	35,167
<b>CLARK</b>					
CLARK CIRCUIT	17,000		48,783	466	20,780
CLARK SUPERIOR 1	17,000		49,425	15,160	
CLARK SUPERIOR 2	17,000		34,264		
CLARK COUNTY	23,800		19,105	15,160	8,923
CLARK SUPERIOR 1 PROBATION					86,734
TOTAL-COURTS OF RECORD:	74,800		151,577	30,786	116,437
CHARLESTOWN CITY	3,311				
JEFFERSONVILLE CITY	22,500				
CLARKSVILLE TOWN	12,000				
TOTAL-CITY AND TOWN:	37,811				
GRAND TOTAL COUNTY:	112,611		151,577	30,786	116,437
<b>CLAY</b>					
CLAY CIRCUIT	6,625		24,275		25,180
CLAY SUPERIOR	6,625		12,925	11,350	3,515
TOTAL-COURTS OF RECORD:	13,250		37,200	11,350	28,695
GRAND TOTAL COUNTY:	13,250		37,200	11,350	28,695
<b>CLINTON</b>					
CLINTON CIRCUIT	6,500	500	13,300	11,300	28,000
CLINTON COUNTY	7,625		12,200	11,300	18,000
TOTAL-COURTS OF RECORD:	14,125	500	25,500	22,600	46,000
FRANKFORT CITY	7,000				
TOTAL-CITY AND TOWN:	7,000				
GRAND TOTAL COUNTY:	21,125	500	25,500	22,600	46,000

COURT EXPENDITURES  
SALARIED PERSONNEL

PAGE 141

JURY COMMISSIONER	ADMIN- ISTRATOR AND STAFF	SECRETARY	LAW CLERKS & INTERNS	PUBLIC DEFENDER AND STAFF	COURT CLERKS & OTHER EMPLOYEES	<u>TOTAL SALARIED PERSONNEL</u>
350				22,000	900	97,081
350				22,000	900	97,081
350				22,000	900	97,081
200				16,395		110,094
200				16,395		110,094
						1,137
						2,400
						3,537
200				16,395		113,631
400		11,900		797	4,432	131,276
		10,900		56,300	2,117	118,717
				58,400		58,400
400		22,800		115,497	6,549	308,393
400		22,800		115,497	6,549	308,393
2,000				42,866		131,895
			1,075			82,660
						51,264
		4,200		20,500		91,688
						86,734
2,000		4,200	1,075	63,366		444,241
		1,082				4,393
					33,500	56,000
					34,699	46,699
		1,082			68,199	107,092
2,000		5,282	1,075	63,366	68,199	551,333
600				7,200	2,160	66,040
				10,944		45,359
600				18,144	2,160	111,399
600				18,144	2,160	111,399
						59,600
						49,125
						108,725
					1,700	8,700
					1,700	8,700
					1,700	117,425

COURT EXPENDITURES  
SALARIED PERSONNEL

PAGE 142

	JUDGES COUNTY PORTION	COMMISSIONER OR REFEREE	REPORTERS	BAILIFFS	PROBATION OFFICE
<b>CRAWFORD</b>					
CRAWFORD CIRCUIT	4,500		10,500	9,500	13,000
CRAWFORD CIRCUIT PROBATION					13,000
TOTAL-COURTS OF RECORD:	4,500		10,500	9,500	26,000
GRAND TOTAL COUNTY:	4,500		10,500	9,500	26,000
<b>DAVISS</b>					
DAVISS CIRCUIT	6,058		28,427	1,355	33,804
DAVISS COUNTY	9,704		28,647	140	2,000
TOTAL-COURTS OF RECORD:	15,762		57,074	1,495	35,804
GRAND TOTAL COUNTY:	15,762		57,074	1,495	35,804
<b>DEARBORN</b>					
DEARBORN CIRCUIT	8,800		31,672	8,500	25,000
DEARBORN COUNTY	10,730		15,225	11,935	
TOTAL-COURTS OF RECORD:	19,530		46,897	20,435	25,000
AURORA CITY	1,500				
LAWRENCEBURG CITY	7,500			12,000	
TOTAL-CITY AND TOWN:	9,000			12,000	
GRAND TOTAL COUNTY:	28,530		46,897	32,435	25,000
<b>DECATUR</b>					
DECATUR CIRCUIT	7,693		26,015		37,978
DECATUR COUNTY	11,103		11,993	9,427	
TOTAL-COURTS OF RECORD:	18,796		38,008	9,427	37,978
GRAND TOTAL COUNTY:	18,796		38,008	9,427	37,978
<b>DEKALB</b>					
DEKALB CIRCUIT	7,596		30,236	10,968	
DEKALB SUPERIOR	7,595	6,360	30,700	12,942	
TOTAL-COURTS OF RECORD:	15,191	6,360	60,936	23,910	
BUTLER CITY	1,500				
TOTAL-CITY AND TOWN:	1,500				
GRAND TOTAL COUNTY:	16,691	6,360	60,936	23,910	
<b>DELAWARE</b>					
DELAWARE ALL COURTS	84,946	116,108	84,136	166,688	253,096
TOTAL-COURTS OF RECORD:	84,946	116,108	84,136	166,688	253,096
YORKTOWN TOWN	5,500				
TOTAL-CITY AND TOWN:	5,500				
GRAND TOTAL COUNTY:	90,446	116,108	84,136	166,688	253,096
<b>DUBOIS</b>					
DUBOIS CIRCUIT	9,800		30,098	250	15,950



COURT EXPENDITURES  
SALARIED PERSONNEL

JURY COMMISSIONER	ADMIN- ISTRATOR AND STAFF	SECRETARY	LAW CLERKS & INTERNS	PUBLIC DEFENDER AND STAFF	COURT CLERKS & OTHER EMPLOYEES	TOTAL SALARIED PERSONNEL
600				8,200	9,500	55,800
						13,000
600				8,200	9,500	68,800
600				8,200	9,500	68,800
160				15,000		84,804
						40,491
160				15,000		125,295
160				15,000		125,295
1,000				16,000		90,972
550					360	38,800
1,550				16,000	360	129,772
		6,879				8,379
					660	20,160
		6,879			660	28,539
1,550		6,879		16,000	1,020	158,311
600						72,286
					461	32,984
600					461	105,270
600					461	105,270
992						49,792
						57,597
992						107,389
						1,500
						1,500
992						108,889
650	26,538	204,902		114,583	218,177	1,269,824
650	26,538	204,902		114,583	218,177	1,269,824
		1,960			4,282	11,742
		1,960			4,282	11,742
650	26,538	206,862		114,583	222,459	1,281,566
160						56,258

COURT EXPENDITURES  
SALARIED PERSONNEL

	JUDGES COUNTY PORTION	COMMISSIONER OR REFEREE	REPORTERS	BAILIFFS	PROBATION OFFICE
DUBOIS SUPERIOR	9,800		27,800		14,137
TOTAL-COURTS OF RECORD:	19,600		57,898	250	30,087
GRAND TOTAL COUNTY:	19,600		57,898	250	30,087
ELKHART					
ELKHART CIRCUIT	17,376	26,362	24,468	43,243	
ELKHART SUPERIOR 1	15,476		41,598	17,544	
ELKHART SUPERIOR 2	17,376		21,695	15,003	
ELKHART SUPERIOR 3	13,876		21,845	6,838	
ELKHART COUNTY - ELKHART	14,733		20,878	14,971	
ELKHART COUNTY - GOSHEN	12,833		21,253	13,190	
TOTAL-COURTS OF RECORD:	91,670	26,362	151,737	110,789	
ELKHART CITY	24,200			14,742	121,646
GOSHEN CITY	12,000				17,030
NAPPANEE CITY	5,500				
TOTAL-CITY AND TOWN:	41,700			14,742	138,676
GRAND TOTAL COUNTY:	133,370	26,362	151,737	125,531	138,676
FAYETTE					
FAYETTE CIRCUIT	6,604		12,558	15,814	42,897
FAYETTE SUPERIOR	7,077		14,646	14,646	
TOTAL-COURTS OF RECORD:	13,681		27,204	30,460	42,897
GRAND TOTAL COUNTY:	13,681		27,204	30,460	42,897
FLOYD					
FLOYD CIRCUIT	12,660		33,919	11,667	
FLOYD SUPERIOR	10,035		17,762	11,667	26,915
FLOYD COUNTY	16,466		21,497	10,150	8,246
FLOYD CIRCUIT PROBATION					86,513
TOTAL-COURTS OF RECORD:	39,161		73,178	33,484	121,674
GRAND TOTAL COUNTY:	39,161		73,178	33,484	121,674
FOUNTAIN					
FOUNTAIN CIRCUIT	6,800	2,300	19,850	10,475	16,600
TOTAL-COURTS OF RECORD:	6,800	2,300	19,850	10,475	16,600
ATTICA CITY	2,500				1,398
TOTAL-CITY AND TOWN:	2,500				1,398
GRAND TOTAL COUNTY:	9,300	2,300	19,850	10,475	17,998
FRANKLIN					
FRANKLIN CIRCUIT	5,360		24,625	125	13,600
TOTAL-COURTS OF RECORD:	5,360		24,625	125	13,600
GRAND TOTAL COUNTY:	5,360		24,625	125	13,600
FULTON					
FULTON CIRCUIT	5,340		12,922	12,322	42,700

COURT EXPENDITURES  
SALARIED PERSONNEL

JURY COMMISSIONER	ADMIN- ISTRATOR AND STAFF	SECRETARY	LAW CLERKS & INTERNS	PUBLIC DEFENDER AND STAFF	COURT CLERKS & OTHER EMPLOYEES	<u>TOTAL</u> <u>SALARIED</u> <u>PERSONNEL</u>
						51,737
160						107,995
160						107,995
2,000		32,311		21,500	384	167,644
		14,603				89,221
		30,645				84,719
		16,093		22,200	1,251	82,103
		31,628			1,650	83,860
		28,037			2,600	77,913
2,000		153,317		43,700	5,885	585,460
		6,604				167,192
					28,380	57,410
					3,000	8,500
		6,604			31,380	233,102
2,000		159,921		43,700	37,265	818,562
140		9,755				87,768
						36,369
140		9,755				124,137
140		9,755				124,137
6,203				31,375	5,000	100,824
				32,375		98,754
				25,375		81,734
						86,513
6,203				89,125	5,000	367,825
6,203				89,125	5,000	367,825
250					1,280	57,555
250					1,280	57,555
		13,367				17,265
		13,367				17,265
250		13,367			1,280	74,820
300						44,010
300						44,010
300						44,010
200				15,000	324	88,808

COURT EXPENDITURES  
SALARIED PERSONNEL

	JUDGES COUNTY PORTION	COMMISSIONER OR REFEREE	REPORTERS	BAILIFFS	PROBATION OFFICE
FULTON COUNTY	4,524		12,317	12,317	
TOTAL-COURTS OF RECORD:	9,864		25,239	24,639	42,700
GRAND TOTAL COUNTY:	9,864		25,239	24,639	42,700
GIBSON					
GIBSON CIRCUIT	11,550		30,776		25,160
GIBSON SUPERIOR	11,550		16,265	6,138	15,065
TOTAL-COURTS OF RECORD:	23,100		47,041	6,138	40,225
GRAND TOTAL COUNTY:	23,100		47,041	6,138	40,225
GRANT					
GRANT CIRCUIT	8,000		15,333	13,133	
GRANT SUPERIOR 1	8,000		15,333	13,133	
GRANT SUPERIOR 2	8,000	16,500	29,492	13,133	
GRANT COUNTY	16,125		28,500	13,000	42,280
GRANT PROBATION					157,593
TOTAL-COURTS OF RECORD:	40,125	16,500	88,658	52,399	199,873
GAS CITY-CITY	6,800				
MARION CITY	13,350			12,594	
TOTAL-CITY AND TOWN:	20,150			12,594	
GRAND TOTAL COUNTY:	60,275	16,500	88,658	64,993	199,873
GREENE					
GREENE CIRCUIT	5,100		34,800		26,305
GREENE COUNTY	6,612		25,975	12,300	
TOTAL-COURTS OF RECORD:	11,712		60,775	12,300	26,305
GRAND TOTAL COUNTY:	11,712		60,775	12,300	26,305
HAMILTON					
HAMILTON CIRCUIT	10,000	11,342	29,424	14,771	
HAMILTON SUPERIOR 1	10,000	8,104	15,311	17,183	
HAMILTON SUPERIOR 2	10,000	8,104	17,000	14,000	
HAMILTON COUNTY	18,125		19,800	16,183	
HAMILTON PROBATION					152,269
TOTAL-COURTS OF RECORD:	48,125	27,550	81,535	62,137	152,269
CARMEL CITY	13,960			3,925	
NOBLESVILLE CITY	8,990			4,150	
TOTAL-CITY AND TOWN:	22,950			8,075	
GRAND TOTAL COUNTY:	71,075	27,550	81,535	70,212	152,269
HANCOCK					
HANCOCK CIRCUIT	8,218		12,912	12,259	35,255
HANCOCK SUPERIOR	8,218		12,912	12,259	18,343
HANCOCK COUNTY - NOT REPORTING					
TOTAL-COURTS OF RECORD:	16,436		25,824	24,518	53,598
GRAND TOTAL COUNTY:	16,436		25,824	24,518	53,598

COURT EXPENDITURES  
SALARIED PERSONNEL

PAGE 147

JURY COMMISSIONER	ADMIN- ISTRATOR AND STAFF	SECRETARY	LAW CLERKS & INTERNS	PUBLIC DEFENDER AND STAFF	COURT CLERKS & OTHER EMPLOYEES	TOTAL SALARIED PERSONNEL
				9,500		38,658
200				24,500	324	127,466
200				24,500	324	127,466
850						68,336
300				15,594	88	65,000
1,150				15,594	88	133,336
1,150				15,594	88	133,336
400				21,498		58,364
400				23,666	883	61,415
400				22,096		89,621
				14,500		114,405
					1,468	159,061
1,200				81,760	2,351	482,866
				1,500	6,000	14,300
						25,944
				1,500	6,000	40,244
1,200				83,260	8,351	523,110
208						66,413
						44,887
208						111,300
208						111,300
800	17,420				32,395	116,152
		15,311			47,527	113,436
		14,000	6,612		33,678	103,394
			6,000	40,000	106,600	206,708
						152,269
800	17,420	29,311	12,612	40,000	220,200	691,959
					18,582	36,467
					13,320	26,460
					31,902	62,927
800	17,420	29,311	12,612	40,000	252,102	754,886
300						68,944
350					993	53,075
650					993	122,019
650					993	122,019

COURT EXPENDITURES  
SALARIED PERSONNEL

PAGE 148

	JUDGES COUNTY PORTION	COMMISSIONER OR REFEREE	REPORTERS	BAILIFFS	PROBATION OFFICE
<b>HARRISON</b>					
HARRISON CIRCUIT	6,766	22,500	15,000	6,000	27,807
HARRISON COUNTY	8,125		14,570	8,400	26,000
TOTAL-COURTS OF RECORD:	14,891	22,500	29,570	14,400	53,807
GRAND TOTAL COUNTY:	14,891	22,500	29,570	14,400	53,807
<b>HENDRICKS</b>					
HENDRICKS CIRCUIT	8,814		34,193	14,058	50,527
HENDRICKS SUPERIOR 1	8,814		31,460	13,806	
HENDRICKS SUPERIOR 2	8,814		31,460	13,806	
TOTAL-COURTS OF RECORD:	26,442		97,113	41,670	50,527
GRAND TOTAL COUNTY:	26,442		97,113	41,670	50,527
<b>HENRY</b>					
HENRY CIRCUIT	8,750	11,538	13,500	13,500	
HENRY SUPERIOR	8,750		13,500	13,500	
HENRY COUNTY	9,875		15,500	11,500	
HENRY CIR & SUP PROBATION					66,073
TOTAL-COURTS OF RECORD:	27,375	11,538	42,500	38,500	66,073
KNIGHTSTOWN TOWN	5,200				
TOTAL-CITY AND TOWN:	5,200				
GRAND TOTAL COUNTY:	32,575	11,538	42,500	38,500	66,073
<b>HOWARD</b>					
HOWARD CIRCUIT	8,100	16,376	29,945	14,049	169,570
HOWARD SUPERIOR 1	8,100		16,268	14,049	
HOWARD SUPERIOR 2	8,100		16,268	14,049	
HOWARD COUNTY	9,225		16,268	42,147	
HOWARD PUBLIC DEFENDER					
TOTAL-COURTS OF RECORD:	33,525	16,376	78,749	84,294	169,570
GRAND TOTAL COUNTY:	33,525	16,376	78,749	84,294	169,570
<b>HUNTINGTON</b>					
HUNTINGTON CIRCUIT	7,154		15,370	10,533	52,800
HUNTINGTON COUNTY	8,368		17,773	11,769	16,861
TOTAL-COURTS OF RECORD:	15,522		33,143	22,302	69,661
ROANOKE TOWN	10,350				
TOTAL-CITY AND TOWN:	10,350				
GRAND TOTAL COUNTY:	25,872		33,143	22,302	69,661
<b>JACKSON</b>					
JACKSON CIRCUIT	15,350		13,937	8,571	
JACKSON COUNTY	15,350		13,937	8,571	
JACKSON CIRCUIT PROBATION					43,688
TOTAL-COURTS OF RECORD:	30,700		27,874	17,142	43,688
GRAND TOTAL COUNTY:	30,700		27,874	17,142	43,688

COURT EXPENDITURES  
SALARIED PERSONNEL

JURY COMMISSIONER	ADMIN- ISTRATOR AND STAFF	SECRETARY	LAW CLERKS & INTERNS	PUBLIC DEFENDER AND STAFF	COURT CLERKS & OTHER EMPLOYEES	<u>TOTAL SALARIED PERSONNEL</u>
630				21,380		100,083
				6,500		63,595
630				27,880		163,678
630				27,880		163,678
800		1,250		28,060		137,702
				26,530	1,144	81,754
	13,806				23,188	91,074
800	13,806	1,250		54,590	24,332	310,530
800	13,806	1,250		54,590	24,332	310,530
500	13,500		1,391	17,926	2,863	83,468
500				13,500	49	49,799
						36,875
						66,073
1,000	13,500		1,391	31,426	2,912	236,215
					9,100	14,300
					9,100	14,300
1,000	13,500		1,391	31,426	12,012	250,515
300						238,340
					6,774	45,191
						38,417
					100	67,740
				77,574		77,574
300				77,574	6,874	467,262
300				77,574	6,874	467,262
300						86,157
				13,750		68,521
300				13,750		154,678
						10,350
						10,350
300				13,750		165,028
120				20,531	22,570	81,079
		11,462				49,320
						43,688
120		11,462		20,531	22,570	174,087
120		11,462		20,531	22,570	174,087

COURT EXPENDITURES  
SALARIED PERSONNEL

PAGE 150

	JUDGES COUNTY PORTION	COMMISSIONER OR REFEREE	REPORTERS	BAILIFFS	PROBATION OFFICE
<b>JASPER</b>					
JASPER CIRCUIT	10,700		16,000	15,000	65,800
JASPER SUPERIOR	10,700		17,000	14,500	
TOTAL-COURTS OF RECORD:	21,400		33,000	29,500	65,800
DEMOTTE TOWN	3,800				
WHEATFIELD TOWN	500				
TOTAL-CITY AND TOWN:	4,300				
GRAND TOTAL COUNTY:	25,700		33,000	29,500	65,800
<b>JAY</b>					
JAY CIRCUIT	6,950		26,250	11,025	37,623
JAY COUNTY	11,750		22,875		27,925
TOTAL-COURTS OF RECORD:	18,700		49,125	11,025	65,548
DUNKIRK CITY	1,200				
PORTLAND CITY	6,264				
TOTAL-CITY AND TOWN:	7,464				
GRAND TOTAL COUNTY:	26,164		49,125	11,025	65,548
<b>JEFFERSON</b>					
JEFFERSON CIRCUIT	6,979	17,957	17,519	15,989	27,464
JEFFERSON COUNTY	12,185		15,896	12,826	
TOTAL-COURTS OF RECORD:	19,164	17,957	33,415	28,815	27,464
GRAND TOTAL COUNTY:	19,164	17,957	33,415	28,815	27,464
<b>JENNINGS</b>					
JENNINGS CIRCUIT	8,800	3,820	24,000	7,400	26,700
TOTAL-COURTS OF RECORD:	8,800	3,820	24,000	7,400	26,700
NORTH VERNON - NOT REPORTING					
TOTAL-CITY AND TOWN:					
GRAND TOTAL COUNTY:	8,800	3,820	24,000	7,400	26,700
<b>JOHNSON</b>					
JOHNSON CIRCUIT	16,000	55,800	55,299	9,625	147,420
JOHNSON SUPERIOR 1	16,000		15,758	9,852	24,329
JOHNSON SUPERIOR 2	15,000		15,320	14,300	9,500
TOTAL-COURTS OF RECORD:	47,000	55,800	86,377	33,777	181,249
FRANKLIN CITY	8,400		14,314	2,504	
GREENWOOD CITY	9,100			1,656	
NEW WHITELAND TOWN	4,200				
TOTAL-CITY AND TOWN:	21,700		14,314	4,160	
GRAND TOTAL COUNTY:	68,700	55,800	100,691	37,937	181,249
<b>KNOX</b>					
KNOX CIRCUIT	8,550		24,750	6,790	
KNOX SUPERIOR	8,550		24,250	350	56,536



COURT EXPENDITURES  
SALARIED PERSONNEL

JURY COMMISSIONER	ADMIN- ISTRATOR AND STAFF	SECRETARY	LAW CLERKS & INTERNS	PUBLIC DEFENDER AND STAFF	COURT CLERKS & OTHER EMPLOYEES	<u>TOTAL SALARIED PERSONNEL</u>
400	15,700	504				124,104
	16,000	11,956				70,156
400	31,700	12,460				194,260
		200				4,000
						500
		200				4,500
400	31,700	12,660				198,760
250				24,000	1,500	107,598
				12,000		74,550
250				36,000	1,500	182,148
					680	1,880
		3,151				9,415
		3,151			680	11,295
250		3,151		36,000	2,180	193,443
240		16,733				102,881
		14,987			400	56,294
240		31,720			400	159,175
240		31,720			400	159,175
600				22,125	12,000	105,445
600				22,125	12,000	105,445
600				22,125	12,000	105,445
2,015				37,600		323,759
600				17,800	30,025	114,364
1,000	15,500			17,800	29,080	117,500
3,615	15,500			73,200	59,105	555,623
					8,014	33,232
					16,790	27,546
		10,770			2,063	17,033
		10,770			26,867	77,811
3,615	15,500	10,770		73,200	85,972	633,434
200						40,290
	12,000			18,000		119,686

COURT EXPENDITURES  
SALARIED PERSONNEL

	JUDGES COUNTY PORTION	COMMISSIONER OR REFEREE	REPORTERS	BAILIFFS	PROBATION OFFICE
KNOX COUNTY	12,675		21,470	9,650	
TOTAL-COURSES OF RECORD:	29,775		70,470	16,790	56,536
BICKNELL CITY	3,650				
TOTAL-CITY AND TOWN:	3,650				
GRAND TOTAL COUNTY:	33,425		70,470	16,790	56,536
KOSCIUSKO					
KOSCIUSKO ALL COURTS	33,900		47,918	26,592	86,186
TOTAL-COURSES OF RECORD:	33,900		47,918	26,592	86,186
GRAND TOTAL COUNTY:	33,900		47,918	26,592	86,186
LAGRANGE					
LAGRANGE CIRCUIT	5,565		14,048	10,088	31,649
LAGRANGE COUNTY	9,621		19,445		9,450
TOTAL-COURSES OF RECORD:	15,186		33,493	10,088	41,099
GRAND TOTAL COUNTY:	15,186		33,493	10,088	41,099
LAKE					
LAKE CIRCUIT	17,642	43,316	18,919	33,194	
LAKE SUPERIOR CIVIL 1-5	87,495	87,166	97,419	212,399	
LAKE SUPERIOR TITLE IV D DIV		19,001	5,283	8,681	
LAKE SUP. JUVENILE	17,499	114,009	73,820	67,431	631,176
LAKE SUPERIOR CRIM 1-4	69,568	4,676	196,470	227,444	267,973
LAKE COUNTY 1	22,382		39,000	102,500	70,500
LAKE COUNTY 2	22,382		39,000	105,500	78,500
LAKE COUNTY 3	22,382		38,100	103,250	125,505
TOTAL-COURSES OF RECORD:	259,350	268,168	512,011	859,799	1,173,654
CROWN POINT CITY	9,548			1,854	
EAST CHICAGO CITY	36,300	24,260		94,830	86,230
GARY CITY	25,194	15,991		33,294	42,011
HAMMOND CITY	28,946	36,926		44,807	34,143
HOBART CITY	11,600			3,600	
LAKE STATION CITY	8,875			4,280	
WHITING CITY	13,230			6,609	
TOTAL-CITY AND TOWN:	133,693	77,177		189,274	162,384
GRAND TOTAL COUNTY:	393,043	345,345	512,011	1,049,073	1,336,038
LAPORTE					
LAPORTE CIRCUIT	9,309	32,796	31,878	13,737	102,384
LAPORTE SUPERIOR 1	8,417		26,506	14,938	37,015
LAPORTE SUPERIOR 2	8,150		22,802	14,267	97,483
LAPORTE SUPERIOR 3	9,711		19,900	16,236	45,506
LAPORTE SUPERIOR 4	10,936		19,965	16,460	46,650
TOTAL-COURSES OF RECORD:	46,523	32,796	121,051	75,638	329,038
GRAND TOTAL COUNTY:	46,523	32,796	121,051	75,638	329,038
LAWRENCE					
LAWRENCE CIRCUIT	11,316		27,509	16,750	67,192

COURT EXPENDITURES  
SALARIED PERSONNEL

JURY COMMISSIONER	ADMIN- ISTRATOR AND STAFF	SECRETARY	LAW CLERKS & INTERNS	PUBLIC DEFENDER AND STAFF	COURT CLERKS & OTHER EMPLOYEES	TOTAL SALARIED PERSONNEL
					901	44,696
200	12,000			18,000	901	204,672
						3,650
						3,650
200	12,000			18,000	901	208,322
107		50,824				245,527
107		50,824				245,527
107		50,824				245,527
249				11,152		72,751
				4,417		42,933
249				15,569		115,684
249				15,569		115,684
		29,375	11,345			153,791
	77,606	100,679	15,749		11,615	690,128
		6,006				42,371
	26,754	142,997		36,436		1,110,122
		132,132		345,878	199,184	1,443,325
	20,000	90,500	10,000	40,000	40,000	434,882
	20,000	35,000		56,000	29,000	385,382
	20,000			56,000	1,980	367,217
	164,360	536,689	37,094	534,314	281,779	4,627,218
				5,400	12,517	29,319
	30,100	14,335		12,600	38,040	336,695
	31,164	35,676		8,348	30,534	222,212
	18,530	27,912		15,830	25,627	232,721
		9,100		200	10,500	35,000
					3,136	16,291
				2,000		21,839
	79,794	87,023		44,378	120,354	894,077
	244,154	623,712	37,094	578,692	402,133	5,521,295
1,600	15,326		2,735			209,765
		15,885				102,761
		15,793	5,381			163,876
		16,237			20,768	128,358
		26,143				120,154
1,600	15,326	74,058	8,116		20,768	724,914
1,600	15,326	74,058	8,116		20,768	724,914
300				36,324	46,772	206,163

COURT EXPENDITURES  
SALARIED PERSONNEL

	JUDGES COUNTY PORTION	COMMISSIONER OR REFEREE	REPORTERS	BAILIFFS	PROBATION OFFICE
LAWRENCE SUPERIOR	11,316		29,228	11,582	
LAWRENCE COUNTY	12,439		29,060	11,948	
TOTAL-COURTS OF RECORD:	35,071		85,797	40,280	67,192
GRAND TOTAL COUNTY:	35,071		85,797	40,280	67,192
MADISON					
MADISON CIRCUIT	11,655	17,190	35,115	31,405	53,290
MADISON SUPERIOR & COUNTY	58,275	63,235	140,680	94,215	890,639
TOTAL-COURTS OF RECORD:	69,930	80,425	175,795	125,620	943,929
ALEXANDRIA CITY	4,326				
ANDERSON CITY	24,796			12,148	60,400
ELWOOD CITY - NOT REPORTING					
EDGEWOOD TOWN	7,613				
TOTAL-CITY AND TOWN:	36,735			12,148	60,400
GRAND TOTAL COUNTY:	106,665	80,425	175,795	137,768	1,004,329
MARION					
MARION CIRCUIT	19,647	76,492	46,706	54,161	
MARION SUP., CIVIL 1	18,919	15,785	22,714	57,392	
MARION SUP., CIVIL 2	18,912	15,788	41,950	38,163	
MARION SUP., CIVIL 3	18,912	15,349	43,120	37,616	
MARION SUP., CIVIL 4	19,585	16,397	44,337	38,806	
MARION SUP., CIVIL 5	19,647	16,395	47,132	39,944	
MARION SUP., CIVIL 6	19,647	17,510	45,136	36,926	
MARION SUP., CIVIL 7	18,911	14,610	41,950	35,696	
MARION SUP., JUV. DIV.	19,647	150,041	116,318	99,065	1,449,328
MARION SUP., PROBATE	19,640	124,476	44,654	34,270	
MARION SUP., CRIM. 1	19,647	22,592	41,932	33,934	
MARION SUP., CRIM. 2	18,911	21,809	40,471	33,063	
MARION SUP., CRIM. 3	19,647	20,971	42,030	29,475	
MARION SUP., CRIM. 4	19,682	21,717	42,104	18,251	
MARION SUP., CRIM. 5	18,918	21,807	40,474	32,700	
MARION SUP., CRIM. 6	19,647	22,643	43,621	33,378	
MARION MUNICIPAL COURTS	282,911	98,700	310,935	733,281	1,080,910
MARION CRIMINAL PROBATION					799,085
MARION ALL COURT SERVICES			46,331		
TOTAL-COURTS OF RECORD:	592,830	693,082	1,101,965	1,386,121	3,329,323
CENTER TOWNSHIP	23,000				
DECATUR TOWNSHIP	17,500				
LAWRENCE TOWNSHIP	18,840				
PERRY TOWNSHIP	22,438				
PIKE TOWNSHIP	27,000				
WARREN TOWNSHIP	28,159				
WASHINGTON TOWNSHIP	25,000				
WAYNE TOWNSHIP	23,100				
TOTAL-SMALL CLAIMS:	185,037				
GRAND TOTAL COUNTY:	777,867	693,082	1,101,965	1,386,121	3,329,323
MARSHALL					
MARSHALL CIRCUIT	9,001		16,211	10,800	

COURT EXPENDITURES  
SALARIED PERSONNEL

PAGE 155

JURY COMMISSIONER	ADMIN- ISTRATOR AND STAFF	SECRETARY	LAW CLERKS & INTERNS	PUBLIC DEFENDER AND STAFF	COURT CLERKS & OTHER EMPLOYEES	TOTAL SALARIED PERSONNEL
						52,126
					26,193	79,640
300				36,324	72,965	337,929
300				36,324	72,965	337,929
400			2,800	51,650	13,630	217,135
	93,560			148,950	232,116	1,721,670
400	93,560		2,800	200,600	245,746	1,938,805
		3,471				7,797
		12,735		9,848	15,439	135,366
					13,043	20,656
		16,206		9,848	28,482	163,819
400	93,560	16,206	2,800	210,448	274,228	2,102,624
				1,444		198,450
						114,810
						114,813
						114,997
						119,125
						123,168
						119,219
						111,167
	329,887			61,277	46,727	2,272,290
				9,450	78,094	310,584
		16,238		98,010	50,714	283,067
		17,093		71,610	50,247	253,204
		17,163		72,318	50,311	251,915
		17,504	8,925	74,964	48,940	252,087
		16,525			47,112	177,536
		19,056		70,920	50,820	260,085
	53,478			434,534	963,756	3,958,505
						799,085
					60,141	106,472
	383,365	103,579	8,925	894,527	1,446,862	9,940,579
					59,591	82,591
	61,100					78,600
		39,647				58,487
					55,784	78,222
		92,727			502	120,229
	35,645	81,515				145,319
					74,821	99,821
					46,494	69,594
	96,745	213,889			237,192	732,863
	480,110	317,468	8,925	894,527	1,684,054	10,673,442
70	14,497			17,500	2,583	70,662

COURT EXPENDITURES  
SALARIED PERSONNEL

PAGE 156

	JUDGES COUNTY PORTION	COMMISSIONER OR REFEREE	REPORTERS	BAILIFFS	PROBATION OFFICE
MARSHALL SUPERIOR	9,000		16,211	11,557	
MARSHALL COUNTY	10,349		16,166	9,137	
MARSHALL PROBATION					110,650
TOTAL-COURTS OF RECORD:	28,350		48,588	31,494	110,650
ARGOS TOWN	3,708				
TOTAL-CITY AND TOWN:	3,708				
GRAND TOTAL COUNTY:	32,058		48,588	31,494	110,650
MARTIN					
MARTIN CIRCUIT	9,500		11,523	425	16,100
TOTAL-COURTS OF RECORD:	9,500		11,523	425	16,100
LOOGOOTE CITY-ABOLISHED					
TOTAL-CITY AND TOWN:					
GRAND TOTAL COUNTY:	9,500		11,523	425	16,100
MIAMI					
MIAMI CIRCUIT	9,800		16,000	17,712	
MIAMI SUPERIOR	9,800		15,100	13,550	
MIAMI PROBATION					63,979
TOTAL-COURTS OF RECORD:	19,600		31,100	31,262	63,979
PERU CITY	5,408				
BUNKER HILL TOWN	7,200				
TOTAL-CITY AND TOWN:	12,608				
GRAND TOTAL COUNTY:	32,208		31,100	31,262	63,979
MONROE					
MONROE ALL COURTS	72,398	27,519	233,274	10,468	336,238
MONROE PUBLIC DEFENDER					
TOTAL-COURTS OF RECORD:	72,398	27,519	233,274	10,468	336,238
GRAND TOTAL COUNTY:	72,398	27,519	233,274	10,468	336,238
MONTGOMERY					
MONTGOMERY CIRCUIT	6,500		12,100		54,200
MONTGOMERY COUNTY	7,625		11,664	10,386	
MONTGOMERY PROBATION					54,280
TOTAL-COURTS OF RECORD:	14,125		23,764	10,386	108,480
CRAWFORDSVILLE CITY	8,026				
TOTAL-CITY AND TOWN:	8,026				
GRAND TOTAL COUNTY:	22,151		23,764	10,386	108,480
MORGAN					
MORGAN CIRCUIT	6,475		13,086	13,834	
MORGAN SUPERIOR	6,475	30,382	13,098	12,790	
MORGAN COUNTY	7,595		12,878	12,451	
TOTAL-COURTS OF RECORD:	20,545	30,382	39,062	39,075	
MARTINSVILLE CITY	7,600			3,700	

COURT EXPENDITURES  
SALARIED PERSONNEL

PAGE 157

JURY COMMISSIONER	ADMIN- ISTRATOR AND STAFF	SECRETARY	LAW CLERKS & INTERNS	PUBLIC DEFENDER AND STAFF	COURT CLERKS & OTHER EMPLOYEES	<u>TOTAL SALARIED PERSONNEL</u>
140	14,184			17,500	2,075	70,667
	12,446	12,844		17,500	23,640	102,082
						110,650
210	41,127	12,844		52,500	28,298	354,061
					7,500	11,208
					7,500	11,208
210	41,127	12,844		52,500	35,798	365,269
455				6,000		44,003
455				6,000		44,003
455				6,000		44,003
600				16,000		60,112
						38,450
						63,979
600				16,000		162,541
					2,808	8,216
						7,200
					2,808	15,416
600				16,000	2,808	177,957
200	78,228		15,536			773,861
				160,934		160,934
200	78,228		15,536	160,934		934,795
200	78,228		15,536	160,934		934,795
100		12,600		50,000		135,500
					500	30,175
						54,280
100		12,600		50,000	500	219,955
						8,026
						8,026
100		12,600		50,000	500	227,981
396		12,601	1,991		17,625	66,008
396					14,109	77,250
396		11,345	3,584		13,983	62,232
1,188		23,946	5,575		45,717	205,490
					4,650	15,950

COURT EXPENDITURES  
SALARIED PERSONNEL

	JUDGES COUNTY PORTION	COMMISSIONER OR REFEREE	REPORTERS	BAILIFFS	PROBATION OFFICE
MOORESVILLE TOWN	16,430				16,430
TOTAL-CITY AND TOWN:	24,030			3,700	16,430
GRAND TOTAL COUNTY:	44,575	30,382	39,062	42,775	16,430
NEWTON					
NEWTON CIRCUIT	6,200		16,607	12,860	9,000
NEWTON SUPERIOR	6,200		15,092	12,839	8,625
NEWTON PROBATION STAFF					1,118
TOTAL-COURTS OF RECORD:	12,400		31,699	25,699	18,763
GRAND TOTAL COUNTY:	12,400		31,699	25,699	18,763
NOBLE					
NOBLE CIRCUIT	6,500		19,094	14,255	47,013
NOBLE SUPERIOR	6,500		16,055	14,255	32,000
NOBLE COUNTY	7,625		16,055	14,255	16,000
TOTAL-COURTS OF RECORD:	20,625		51,204	42,765	95,013
CROMWELL TOWN	3,080				
TOTAL-CITY AND TOWN:	3,080				
GRAND TOTAL COUNTY:	23,705		51,204	42,765	95,013
OHIO					
OHIO CIRCUIT	2,063		2,499		1,838
OHIO SUPERIOR	3,629		4,944	571	1,650
TOTAL-COURTS OF RECORD:	5,692		7,443	571	3,488
GRAND TOTAL COUNTY:	5,692		7,443	571	3,488
ORANGE					
ORANGE CIRCUIT	6,005		13,753	11,429	12,591
ORANGE COUNTY	8,717		13,215		
TOTAL-COURTS OF RECORD:	14,722		26,968	11,429	12,591
GRAND TOTAL COUNTY:	14,722		26,968	11,429	12,591
OWEN					
OWEN CIRCUIT	4,500	3,245	11,399	10,700	24,236
TOTAL-COURTS OF RECORD:	4,500	3,245	11,399	10,700	24,236
GRAND TOTAL COUNTY:	4,500	3,245	11,399	10,700	24,236
PARKE					
PARKE CIRCUIT	5,463		13,424	9,562	15,863
TOTAL-COURTS OF RECORD:	5,463		13,424	9,562	15,863
GRAND TOTAL COUNTY:	5,463		13,424	9,562	15,863
PERRY					
PERRY CIRCUIT	5,629		13,945		34,499



COURT EXPENDITURES  
SALARIED PERSONNEL

JURY COMMISSIONER	ADMIN- ISTRATOR AND STAFF	SECRETARY	LAW CLERKS & INTERNS	PUBLIC DEFENDER AND STAFF	COURT CLERKS & OTHER EMPLOYEES	<u>TOTAL SALARIED PERSONNEL</u>
					26,055	58,915
					30,705	74,865
1,188		23,946	5,575		76,422	280,355
400	12,500			4,000	300	61,867
	12,027	1,540		44,765		101,088
						1,138
400	24,527	1,540		48,765	300	164,093
400	24,527	1,540		48,765	300	164,093
120		4,888		10,605		102,475
				10,460	1,540	80,810
				16,200	9,088	79,223
120		4,888		37,265	10,628	262,508
		3,080				6,160
		3,080				6,160
120		7,968		37,265	10,628	268,668
435				1,310		8,145
229		678		4,583		16,284
664		678		5,893		24,429
664		678		5,893		24,429
103						43,881
						21,932
103						65,813
103						65,813
400		13,350				67,830
400		13,350				67,830
400		13,350				67,830
300						44,612
300						44,612
300						44,612
280		9,702				64,055

COURT EXPENDITURES  
SALARIED PERSONNEL

PAGE 160

	JUDGES COUNTY PORTION	COMMISSIONER OR REFEREE	REPORTERS	BAILIFFS	PROBATION OFFICE
TOTAL-COURTS OF RECORD:	5,629		13,945		34,499
CANNELTON CITY	1,400				
TELL CITY - CITY	3,000				
TOTAL-CITY AND TOWN:	4,400				
GRAND TOTAL COUNTY:	10,029		13,945		34,499
PIKE					
PIKE CIRCUIT	5,014	4,068	41,107	6,130	16,000
TOTAL-COURTS OF RECORD:	5,014	4,068	41,107	6,130	16,000
GRAND TOTAL COUNTY:	5,014	4,068	41,107	6,130	16,000
PORTER					
PORTER CIRCUIT	13,364		16,231	16,980	144,234
PORTER SUPERIOR 1	13,364	40,459	37,780	14,563	
PORTER SUPERIOR 2	13,364		21,128	14,563	156,405
PORTER SUPERIOR 3	13,364		15,383	14,763	
PORTER COUNTY 1	10,198		15,745	14,627	
TOTAL-COURTS OF RECORD:	63,654	40,459	106,267	75,496	300,639
CHESTERTON TOWN	6,500			1,868	
TOTAL-CITY AND TOWN:	6,500			1,868	
GRAND TOTAL COUNTY:	70,154	40,459	106,267	77,364	300,639
POSEY					
POSEY CIRCUIT	6,958		43,029	6,000	32,801
POSEY COUNTY	7,625		14,471		16,760
TOTAL-COURTS OF RECORD:	14,583		57,500	6,000	49,561
GRAND TOTAL COUNTY:	14,583		57,500	6,000	49,561
PULASKI					
PULASKI CIRCUIT	5,127		14,880	11,100	15,420
PULASKI COUNTY	4,443		12,264		25,440
TOTAL-COURTS OF RECORD:	9,570		27,144	11,100	40,860
GRAND TOTAL COUNTY:	9,570		27,144	11,100	40,860
PUTNAM					
PUTNAM CIRCUIT	7,217		18,611	12,181	32,611
PUTNAM COUNTY	10,300		24,524	3,500	
TOTAL-COURTS OF RECORD:	17,517		43,135	15,681	32,611
GRAND TOTAL COUNTY:	17,517		43,135	15,681	32,611
RANDOLPH					
RANDOLPH CIRCUIT	12,313		13,600	7,825	34,200
RANDOLPH COUNTY	8,725		12,600	7,825	
TOTAL-COURTS OF RECORD:	21,038		26,200	15,650	34,200
WINCHESTER CITY	4,900				

COURT EXPENDITURES  
SALARIED PERSONNEL

PAGE 161

JURY COMMISSIONER	ADMIN- ISTRATOR AND STAFF	SECRETARY	LAW CLERKS & INTERNS	PUBLIC DEFENDER AND STAFF	COURT CLERKS & OTHER EMPLOYEES	TOTAL SALARIED PERSONNEL
280		9,702				64,055
		1,800				1,400
		1,800				4,800
280		11,502				6,200
						70,255
782				12,500		85,601
782				12,500		85,601
782				12,500		85,601
2,040		12,803		104,625		310,277
		26,499	330			132,995
5,400		12,803		94,125		317,788
						43,510
						40,570
7,440		52,105	330	198,750		845,140
					6,027	14,395
					6,027	14,395
7,440		52,105	330	198,750	6,027	859,535
1,083						89,871
	12,609			11,468		62,933
1,083	12,609			11,468		152,804
1,083	12,609			11,468		152,804
693	14,880					62,100
	11,904			10,428		64,479
693	26,784			10,428		126,579
693	26,784			10,428		126,579
400						71,020
				15,000		53,324
400				15,000		124,344
400				15,000		124,344
500		12,600				81,038
		138				29,288
500		12,738				110,326
					480	5,380

COURT EXPENDITURES  
SALARIED PERSONNEL

PAGE 162

	JUDGES COUNTY PORTION	COMMISSIONER OR REFEREE	REPORTERS	BAILIFFS	PROBATION OFFICE
UNION CITY - CITY	4,126				
TOTAL-CITY AND TOWN:	9,026				
GRAND TOTAL COUNTY:	30,064		26,200	15,650	34,200
RIPLEY					
RIPLEY CIRCUIT	5,000	1,910	26,200	2,500	14,000
TOTAL-COURTS OF RECORD:	5,000	1,910	26,200	2,500	14,000
BATESVILLE CITY	8,000				
VERSAILLES TOWN	7,300				
TOTAL-CITY AND TOWN:	15,300				
GRAND TOTAL COUNTY:	20,300	1,910	26,200	2,500	14,000
RUSH					
RUSH CIRCUIT	6,032		11,752	11,024	18,642
RUSH COUNTY	10,608		12,116		
TOTAL-COURTS OF RECORD:	16,640		23,868	11,024	18,642
GRAND TOTAL COUNTY:	16,640		23,868	11,024	18,642
ST. JOSEPH					
ST JOSEPH CIRCUIT	15,296	1,786	54,810	12,072	207,261
ST JOSEPH SUPERIOR	102,782	16,450	191,835	82,808	
ST JOSEPH PROBATE	14,683		27,405	12,600	
ST. JOSEPH JUVENILE DIV..		25,250			257,845
TOTAL-COURTS OF RECORD:	132,761	43,486	274,050	107,480	465,046
WALKERTON TOWN	4,000			500	
TOTAL-CITY AND TOWN:	4,000			500	
GRAND TOTAL COUNTY:	136,761	43,486	274,050	107,980	465,046
SCOTT					
SCOTT CIRCUIT	4,850		13,661	7,357	16,106
SCOTT COUNTY	7,625		10,855	9,945	
TOTAL-COURTS OF RECORD:	12,475		24,516	17,302	16,106
GRAND TOTAL COUNTY:	12,475		24,516	17,302	16,106
SHELBY					
SHELBY CIRCUIT	7,150		13,900	13,900	
SHELBY SUPERIOR	7,150		14,400	25,900	
SHELBY COUNTY	8,938		40,410		
SHELBY PROBATION					69,897
TOTAL-COURTS OF RECORD:	23,238		68,710	39,800	69,897
GRAND TOTAL COUNTY:	23,238		68,710	39,800	69,897
SPENCER					
SPENCER CIRCUIT	8,203		12,184		16,097
TOTAL-COURTS OF RECORD:	8,203		12,184		16,097
ROCKPORT CITY - NOT REPORTING					
TOTAL-CITY AND TOWN:					
GRAND TOTAL COUNTY:	8,203		12,184		16,097

COURT EXPENDITURES  
SALARIED PERSONNEL

JURY COMMISSIONER	ADMIN- ISTRATOR AND STAFF	SECRETARY	LAW CLERKS & INTERNS	PUBLIC DEFENDER AND STAFF	COURT CLERKS & OTHER EMPLOYEES	<u>TOTAL</u> <u>SALARIED</u> <u>PERSONNEL</u>
						4,126
					480	9,506
500		12,738			480	119,832
						50,410
800						50,410
					5,053	13,053
					5,325	12,625
					10,378	25,678
800					10,378	76,088
						84,260
180	13,884			21,990	756	32,916
	10,192					117,176
180	24,076			21,990	756	117,176
180	24,076			21,990	756	117,176
						531,769
1,200		49,280	2,444	187,320	360	523,318
1,200	20,000	108,243				71,488
		16,800				401,498
					118,403	1,528,073
2,400	20,000	174,323	2,444	187,320	118,763	4,620
					120	4,620
					120	4,620
2,400	20,000	174,323	2,444	187,320	118,883	1,532,693
						55,685
900					12,811	29,543
					1,118	85,228
900					13,929	85,228
900					13,929	85,228
						49,144
148		14,046				68,450
				21,000		62,348
				13,000		69,897
148		14,046		34,000		249,839
148		14,046		34,000		249,839
						49,668
1,000					12,184	49,668
1,000					12,184	49,668
						49,668
1,000					12,184	49,668

COURT EXPENDITURES  
SALARIED PERSONNEL

PAGE 164

	JUDGES COUNTY PORTION	COMMISSIONER OR REFEREE	REPORTERS	BAILIFFS	PROBATION OFFICE
<b>STARKE</b>					
STARKE CIRCUIT	5,860		17,630	10,902	20,600
TOTAL-COURTS OF RECORD:	5,860		17,630	10,902	20,600
KNOX CITY	5,885	6,442			
TOTAL-CITY AND TOWN:	5,885	6,442			
GRAND TOTAL COUNTY:	11,745	6,442	17,630	10,902	20,600
<b>STEUBEN</b>					
STEUBEN CIRCUIT	5,700		14,400	11,800	55,700
STEUBEN SUPERIOR	4,500		14,100	11,618	7,416
TOTAL-COURTS OF RECORD:	10,200		28,500	23,418	63,116
FREMONT TOWN	21,500				
TOTAL-CITY AND TOWN:	21,500				
GRAND TOTAL COUNTY:	31,700		28,500	23,418	63,116
<b>SULLIVAN</b>					
SULLIVAN CIRCUIT	10,790		13,250	3,025	6,624
SULLIVAN COUNTY	5,620		11,770	10,112	6,151
TOTAL-COURTS OF RECORD:	16,410		25,020	13,137	12,775
GRAND TOTAL COUNTY:	16,410		25,020	13,137	12,775
<b>SWITZERLAND</b>					
SWITZERLAND CIRCUIT	2,066		137	4,571	3,278
SWITZERLAND SUPERIOR	2,735		8,758	4,158	
TOTAL-COURTS OF RECORD:	4,801		8,895	8,729	3,278
GRAND TOTAL COUNTY:	4,801		8,895	8,729	3,278
<b>TIPPECANOE</b>					
TIPPECANOE CIRCUIT	10,540	20,099	18,049	12,343	131,637
TIPPECANOE SUPERIOR 1	10,540		29,035	13,602	
TIPPECANOE SUPERIOR 2	10,540		17,230	8,167	
TIPPECANOE SUPERIOR 3	10,540		16,433	8,518	
TIPPECANOE COUNTY 1	8,665		19,235	12,076	
TIPPECANOE COUNTY 2	8,665		16,220	31,468	
TOTAL-COURTS OF RECORD:	59,490	20,099	116,202	86,174	131,637
WEST LAFAYETTE CITY	8,575				
TOTAL-CITY AND TOWN:	8,575				
GRAND TOTAL COUNTY:	68,065	20,099	116,202	86,174	131,637
<b>TIPTON</b>					
TIPTON CIRCUIT	8,421		15,407	12,934	35,009
TOTAL-COURTS OF RECORD:	8,421		15,407	12,934	35,009
TIPTON CITY	4,128				
SHARPSVILLE TOWN	2,700				
TOTAL-CITY AND TOWN:	6,828				
GRAND TOTAL COUNTY:	15,249		15,407	12,934	35,009

COURT EXPENDITURES  
SALARIED PERSONNEL

PAGE 165

JURY COMMISSIONER	ADMIN- ISTRATOR AND STAFF	SECRETARY	LAW CLERKS & INTERNS	PUBLIC DEFENDER AND STAFF	COURT CLERKS & OTHER EMPLOYEES	<u>TOTAL</u> <u>SALARIED</u> <u>PERSONNEL</u>
		10,575				65,667
100		10,575				65,667
		12,025				24,352
		12,025				24,352
100		22,600				90,019
				14,300		102,220
				6,627		44,261
320				20,927		146,481
					7,140	28,640
					7,140	28,640
320				20,927	7,140	175,121
		11,050		7,000		52,069
150				2,690		36,493
480		11,050		9,690		88,562
480		11,050		9,690		88,562
						10,352
300						10,352
250					1,561	17,462
550					1,561	27,814
550					1,561	27,814
					1,054	194,062
340					891	54,180
112					244	36,321
140						35,491
		14,181			1,500	55,857
200		11,391			1,934	69,678
				91,371	750	92,121
792		25,572		91,371	6,373	537,710
					7,875	16,450
					7,875	16,450
792		25,572		91,371	14,248	554,160
				27,387	4,670	104,548
720				27,387	4,670	104,548
					7,817	11,945
					900	3,600
					8,717	15,545
720				27,387	13,387	120,093

COURT EXPENDITURES  
SALARIED PERSONNEL

PAGE 166

	JUDGES COUNTY PORTION	COMMISSIONER OR REFEREE	REPORTERS	BAILIFFS	PROPATION OFFICE
<b>UNION</b>					
UNION CIRCUIT	4,500		20,250	50	7,651
TOTAL-COURTS OF RECORD:	4,500		20,250	50	7,651
GRAND TOTAL COUNTY:	4,500		20,250	50	7,651
<b>VANDERBURGH</b>					
VAND. CIRCUIT-NOT REPORTING					
VANDERBURGH SUPERIOR	125,580	61,843	197,430	224,412	317,886
TOTAL-COURTS OF RECORD:	125,580	61,843	197,430	224,412	317,886
GRAND TOTAL COUNTY:	125,580	61,843	197,430	224,412	317,886
<b>VERMILLION</b>					
VERMILLION CIRCUIT	8,807		14,600	11,483	15,668
TOTAL-COURTS OF RECORD:	8,807		14,600	11,483	15,668
CLINTON CITY	4,009				
TOTAL-CITY AND TOWN:	4,009				
GRAND TOTAL COUNTY:	12,816		14,600	11,483	15,668
<b>VIGO</b>					
VIGO ALL COURTS	79,083	21,493	97,992	61,839	118,845
TOTAL-COURTS OF RECORD:	79,083	21,493	97,992	61,839	118,845
TERRE HAUTE CITY	20,000		11,972		
TOTAL-CITY AND TOWN:	20,000		11,972		
GRAND TOTAL COUNTY:	99,083	21,493	109,964	61,839	118,845
<b>WABASH</b>					
WABASH CIRCUIT	7,875		14,019	10,072	23,420
WABASH COUNTY	9,056		13,455	10,815	16,285
TOTAL-COURTS OF RECORD:	16,931		27,474	20,887	39,705
WABASH CITY	13,000				
NORTH MANCHESTER TOWN	5,075				
TOTAL-CITY AND TOWN:	18,075				
GRAND TOTAL COUNTY:	35,006		27,474	20,887	39,705
<b>WARREN</b>					
WARREN CIRCUIT	7,534		13,390	10,870	14,503
TOTAL-COURTS OF RECORD:	7,534		13,390	10,870	14,503
GRAND TOTAL COUNTY:	7,534		13,390	10,870	14,503
<b>WARRICK</b>					
WARRICK CIRCUIT	16,314		16,034	13,729	32,917
WARRICK SUPERIOR	16,314		63,733	13,729	20,396
TOTAL-COURTS OF RECORD:	32,628		79,767	27,458	53,313
GRAND TOTAL COUNTY:	32,628		79,767	27,458	53,313



COURT EXPENDITURES  
SALARIED PERSONNEL

PAGE 167

JURY COMMISSIONER	ADMIN- ISTRATOR AND STAFF	SECRETARY	LAW CLERKS & INTERNS	PUBLIC DEFENDER AND STAFF	COURT CLERKS & OTHER EMPLOYEES	<u>TOTAL</u> <u>SALARIED</u> <u>PERSONNEL</u>
300						32,751
300						32,751
300						32,751
	54,749	109,654		118,997	38,989	1,249,540
	54,749	109,654		118,997	38,989	1,249,540
	54,749	109,654		118,997	38,989	1,249,540
300						51,058
300						51,058
					4,261	8,270
					4,261	8,270
300					4,261	59,328
150	30,000	82,582		146,073	22,676	660,733
150	30,000	82,582		146,073	22,676	660,733
						31,972
						31,972
150	30,000	82,582		146,073	22,676	692,705
120				61,529	770	117,805
				15,350		64,961
120				76,879	770	182,766
					14,500	27,500
						5,075
					14,500	32,575
120				76,879	15,270	215,341
250						46,547
250						46,547
250						46,547
560			494			80,048
				12,000		126,172
560			494	12,000		206,220
560			494	12,000		206,220

COURT EXPENDITURES  
SALARIED PERSONNEL

PAGE 168

	JUDGES COUNTY PORTION	COMMISSIONER OR REFEREE	REPORTERS	BAILIFFS	PROBATION OFFICE
<b>WASHINGTON</b>					
WASHINGTON CIRCUIT	9,630		24,465	9,829	32,089
WASHINGTON SUPERIOR	9,630		11,000	8,600	
TOTAL-COURTS OF RECORD:	19,260		35,465	18,429	32,089
SALEM CITY - NOT REPORTING					
TOTAL-CITY AND TOWN:					
GRAND TOTAL COUNTY:	19,260		35,465	18,429	32,089
<b>WAYNE</b>					
WAYNE CIRCUIT	13,477		15,388	13,931	
WAYNE SUPERIOR 1	13,477		15,388	13,971	
WAYNE SUPERIOR 2	13,477		15,934	13,936	
WAYNE SUPERIOR 3	13,477		27,568	15,881	
WAYNE PROBATION					146,677
WAYNE PUBLIC DEFENDER					
WAYNE COURT SCHEDULING					
TOTAL-COURTS OF RECORD:	53,908		74,278	57,719	146,677
HAGERSTOWN TOWN	4,800				
TOTAL-CITY AND TOWN:	4,800				
GRAND TOTAL COUNTY:	58,708		74,278	57,719	146,677
<b>WELLS</b>					
WELLS CIRCUIT	4,448		15,100	11,587	31,005
WELLS SUPERIOR	4,500		15,276	11,722	17,636
TOTAL-COURTS OF RECORD:	8,948		30,376	23,309	48,641
BLUFFTON CITY	4,800				
TOTAL-CITY AND TOWN:	4,800				
GRAND TOTAL COUNTY:	13,748		30,376	23,309	48,641
<b>WHITE</b>					
WHITE CIRCUIT	5,824		17,449	10,280	38,313
WHITE SUPERIOR	5,824		17,478	10,514	
TOTAL-COURTS OF RECORD:	11,648		34,927	20,794	38,313
MONON TOWN - NOT REPORTING					
TOTAL-CITY AND TOWN:					
GRAND TOTAL COUNTY:	11,648		34,927	20,794	38,313
<b>WHITLEY</b>					
WHITLEY CIRCUIT	9,500		16,800	10,950	29,200
WHITLEY SUPERIOR	4,500		29,260	11,280	32,900
TOTAL-COURTS OF RECORD:	14,000		46,060	22,230	62,100
GRAND TOTAL COUNTY:	14,000		46,060	22,230	62,100
GRAND TOTAL-COURTS OF RECORD:	3,269,129	1,823,898	6,557,974	4,876,467	12,554,238
GRAND TOTAL-CITY AND TOWN:	581,783	83,619	26,286	259,611	379,288
GRAND TOTAL-SMALL CLAIM:	185,037				
GRAND TOTAL :	4,035,949	1,907,517	6,584,260	5,136,078	12,933,526

COURT EXPENDITURES  
SALARIED PERSONNEL

JURY COMMISSIONER	ADMIN- ISTRATOR AND STAFF	SECRETARY	LAW CLERKS & INTERNS	PUBLIC DEFENDER AND STAFF	COURT CLERKS & OTHER EMPLOYEES	TOTAL SALARIED PERSONNEL
1,000		9,417		15,400		101,830
						29,230
1,000		9,417		15,400		131,060
1,000		9,417		15,400		131,060
1,690				2,165		46,651
				76	75	42,987
				1,715		45,062
					13,508	70,434
						146,677
				52,123	13,458	65,581
	16,830				28,559	45,389
1,690	16,830			56,079	55,600	462,781
					2,750	7,550
					2,750	7,550
1,690	16,830			56,079	58,350	470,331
200				16,735	397	79,472
100				14,800	659	64,693
300				31,535	1,056	144,165
					2,950	7,750
					2,950	7,750
300				31,535	4,006	151,915
200	13,624					85,690
	13,681					47,497
200	27,305					133,187
200	27,305					133,187
500						66,950
						77,940
500						144,890
500						144,890
66,325	1,250,375	1,980,758	206,037	4,654,355	3,411,848	40,651,404
	79,794	164,147		55,726	440,694	2,070,948
	96,745	213,889			237,192	732,863
66,325	1,426,914	2,358,794	206,037	4,710,081	4,089,734	43,455,215

COURT EXPENDITURES  
NON-SALARIED PERSONNEL

PAGE 170

	JUDGES		PER DIEM		BAILIFFS	
	VENUED OUT	VENUED IN	COURT REPORTERS VENUED OUT	COURT REPORTERS VENUED IN	VENUED OUT	VENUED IN
<b>ADAMS</b>						
ADAMS CIRCUIT		600		480		300
ADAMS SUPERIOR		600		480		300
ADAMS CIRCUIT & SUPERIOR PRC						
TOTAL-COURTS OF RECORD:		1,200		960		600
GRAND TOTAL COUNTY:		1,200		960		600
<b>ALLEN</b>						
ALLEN CIRCUIT		1,000				
ALLEN SUPERIOR						
TOTAL-COURTS OF RECORD:		1,000				
GRAND TOTAL COUNTY:		1,000				
<b>BARTHOLOMEW</b>						
BARTHOLOMEW CIRCUIT		1,190		200		15
BARTHOLOMEW SUPERIOR 1	10					
BARTHOLOMEW SUPERIOR 2				1,323		
TOTAL-COURTS OF RECORD:	10	1,190		2,023		15
GRAND TOTAL COUNTY:	10	1,190		2,023		15
<b>BENTON</b>						
BENTON CIRCUIT		1,000		1,562		500
TOTAL-COURTS OF RECORD:		1,000		1,562		500
GRAND TOTAL COUNTY:		1,000		1,562		500
<b>BLACKFORD</b>						
BLACKFORD CIRCUIT		1,950		1,568		980
BLACKFORD COUNTY						
TOTAL-COURTS OF RECORD:		1,950		1,568		980
HARTFORD CITY - NOT REPORTIN						
MONTPELIER CITY						
TOTAL-CITY AND TOWN:						
GRAND TOTAL COUNTY:		1,950		1,568		980
<b>BOONE</b>						
BOONE CIRCUIT		3,470		2,776		1,735
BOONE SUPERIOR I		2,940		2,352		1,470
BOONE SUPERIOR II		3,050		2,352		1,470
BOONE PROBATION						
TOTAL-COURTS OF RECORD:		9,460		7,480		4,675
LEBANON CITY						
THORNTOWN TOWN						
ZIONSVILLE TOWN						
JAMESTOWN TOWN						
TOTAL-CITY AND TOWN:						
GRAND TOTAL COUNTY:		9,460		7,480		4,675

STATE COURT EXPENDITURES  
NON-SALARIED PERSONNEL

PAGE 171

-- PER DIEM --

GRAND JURORS	PETIT JURORS	WITNESS FEES	MEDICAL AND PSYCHIATRIC SERVICES	PAUPER ATTORNEY CASE/CASE	OTHER INDIGENT EXPENSES	JUDGE PRO TEM	OTHER	<u>TOTAL NON-SALARY PERSONNEL</u>
	1,799		263	11,865				15,307
	1,483			9,952	235			13,050
	3,282		263	21,817	235			28,357
	3,282		263	21,817	235			28,357
2,000	9,000	1,500		7,000	1,800			22,300
	61,704		27,139					88,843
2,000	70,704	1,500	27,139	7,000	1,800			111,143
2,000	70,704	1,500	27,139	7,000	1,800			111,143
330	14,236		2,849	10,000	4,924	1,175	1,215	36,134
	8,960			12,822		700	975	23,467
						900		2,723
330	23,196		2,849	22,822	4,924	2,775	2,190	62,324
330	23,196		2,849	22,822	4,924	2,775	2,190	62,324
356	3,081			9,436		300	789	17,024
356	3,081			9,436		300	789	17,024
356	3,081			9,436		300	789	17,024
88	4,293		85	12,312	1,958	725		23,959
	900			5,377	211			6,488
88	5,193		85	17,689	2,169	725		30,447
88	5,193		85	17,689	2,169	725		30,447
603	7,843		702	21,221		1,050		39,400
	4,658			38,681	216	25		50,342
	2,445		667					9,984
603	14,946		1,369	59,902	216	1,075		99,726
603	14,946		1,369	59,902	216	1,075		99,726

COURT EXPENDITURES  
NON-SALARIED PERSONNEL

	JUDGES		PER DIEM		BAILIFFS	
	VENUED OUT	VENUED IN	COURT REPORTERS VENUED OUT	COURT REPORTERS VENUED IN	VENUED OUT	VENUED IN
<b>BROWN</b>						
BROWN CIRCUIT	2,500	2,500	2,000		1,250	
TOTAL-COURTS OF RECORD:	2,500	2,500	2,000		1,250	
GRAND TOTAL COUNTY:	2,500	2,500	2,000		1,250	
<b>CARROLL</b>						
CARROLL CIRCUIT		240		216		135
TOTAL-COURTS OF RECORD:		240		216		135
DELPHI CITY						
BURLINGTON TOWN						
TOTAL-CITY AND TOWN:						
GRAND TOTAL COUNTY:		240		216		135
<b>CASS</b>						
CASS CIRCUIT		120		96		600
CASS SUPERIOR						
CASS PUBLIC DEFENDER						
TOTAL-COURTS OF RECORD:		120		96		600
GRAND TOTAL COUNTY:		120		96		600
<b>CLARK</b>						
CLARK CIRCUIT						
CLARK SUPERIOR 1						
CLARK SUPERIOR 2						
CLARK COUNTY						
CLARK SUPERIOR 1 PROBATION						
TOTAL-COURTS OF RECORD:						
CHARLESTOWN CITY						
JEFFERSONVILLE CITY						
CLARKSVILLE TOWN						
TOTAL-CITY AND TOWN:						
GRAND TOTAL COUNTY:						
<b>CLAY</b>						
CLAY CIRCUIT		2,480		1,964		1,240
CLAY SUPERIOR		180		144		88
TOTAL-COURTS OF RECORD:		2,660		2,108		1,328
GRAND TOTAL COUNTY:		2,660		2,108		1,328
<b>CLINTON</b>						
CLINTON CIRCUIT	1,140		928		580	
CLINTON COUNTY						
TOTAL-COURTS OF RECORD:	1,140		928		580	
FRANKFORD CITY						
TOTAL-CITY AND TOWN:						
GRAND TOTAL COUNTY:	1,140		928		580	

STATE COURT EXPENDITURES  
NON-SALARIED PERSONNEL

- - PER DIEM - -

GRAND JURORS	PETIT JURORS	WITNESS FEES	MEDICAL AND PSYCHIATRIC SERVICES	PAUPER ATTORNEY CASE/CASE	OTHER INDIGENT EXPENSES	JUDGE PRO TEM	OTHER	<u>TOTAL</u> <u>NON-SALARY</u> <u>PERSONNEL</u>
750	12,000		1,000					22,000
750	12,000		1,000					22,000
750	12,000		1,000					22,000
	7,309	340			12,599		394	21,233
	7,309	340			12,599		394	21,233
	7,309	340			12,599		394	21,233
	3,821	140		8,149	1,482			14,408
	5,502		230	2,940	3,520			12,192
	9,323	140	230	11,089	5,002		3,520	3,520
	9,323	140	230	11,089	5,002		3,520	30,120
	12,648		1,545	12,705		800		27,698
	5,319					850		6,169
	1,968							1,968
	1,500					400		1,900
	21,435		1,545	12,705		2,050		37,735
						50		50
						975		975
						225		225
	21,435		1,545	12,705		1,250		1,250
						3,300		38,985
	7,330		235	100	3,221		425	16,995
	4,615					475		5,502
	11,945		235	100	3,221	475	425	22,497
	11,945		235	100	3,221	475	425	22,497
919	4,124			22,834	2,224	900	200	33,849
	2,476			18,510		375		21,361
919	6,600			41,344	2,224	1,275	200	55,210
919	6,600			41,344	2,224	1,275	200	55,210

COURT EXPENDITURES  
NON-SALARIED PERSONNEL

	JUDGES VENUED OUT	JUDGES VENUED IN	COURT REPORTERS VENUED OUT	PER DIEM COURT REPORTERS VENUED IN	BAILIFFS VENUED OUT	BAILIFFS VENUED IN
<b>CRAWFORD</b>						
CRAWFORD CIRCUIT						
CRAWFORD CIRCUIT PRCEATION						
TOTAL-COURTS OF RECORD:						
GRAND TOTAL COUNTY:						
<b>DAVIESS</b>						
DAVIESS CIRCUIT		260		226		75
DAVIESS COUNTY						
TOTAL-COURTS OF RECORD:		260		226		75
GRAND TOTAL COUNTY:		260		226		75
<b>DEARBORN</b>						
DEARBORN CIRCUIT		815		40		5
DEARBORN COUNTY						
TOTAL-COURTS OF RECORD:		815		40		5
AURORA CITY						
LAWRENCEBURC CITY						
TOTAL-CITY AND TOWN:						
GRAND TOTAL COUNTY:		815		40		5
<b>DECATUR</b>						
DECATUR CIRCUIT						
DECATUR COUNTY						
TOTAL-COURTS OF RECORD:						
GRAND TOTAL COUNTY:						
<b>DEKALB</b>						
DEKALB CIRCUIT		1,080		864		540
DEKALB SUPERIOR		1,375		1,100		685
TOTAL-COURTS OF RECORD:		2,455		1,964		1,225
BUTLER CITY						
TOTAL-CITY AND TOWN:						
GRAND TOTAL COUNTY:		2,455		1,964		1,225
<b>DELAWARE</b>						
DELAWARE ALL COURTS		200		168		105
TOTAL-COURTS OF RECORD:		200		168		105
YORKTOWN TOWN						
TOTAL-CITY AND TOWN:						
GRAND TOTAL COUNTY:		200		168		105
<b>DUBOIS</b>						
DUBOIS CIRCUIT		260				



STATE COURT EXPENDITURES  
NON-SALARIED PERSONNEL

PAGE 175

- - PER DIEM - -

GRAND JURORS	PETIT JURORS	WITNESS FEES	MEDICAL AND PSYCHIATRIC SERVICES	PAUPER ATTORNEY CASE/CASE	OTHER INDIGENT EXPENSES	JUDGE PRO TEM	OTHER	TOTAL NON-SALARY PERSONNEL
	2,274			1,985	831	701	1,450	7,241
	2,274			1,985	831	701	1,450	7,241
	2,274			1,985	831	701	1,450	7,241
872	9,544			17,532				28,509
				22,513				22,513
872	9,544			40,045				51,022
872	9,544			40,045				51,022
1,289	11,994			129,987				144,130
	1,991	250		14,670	85	625		17,621
1,289	13,985	250		144,657	85	625		161,751
						300	1,441	1,741
						300	1,441	1,741
1,289	13,985	250		144,657	85	925	1,441	163,492
300	1,921		175	21,261	3,659			27,316
	232			16,361				16,593
300	2,153		175	37,622	3,659			43,909
300	2,153		175	37,622	3,659			43,909
157	1,914	58		3,405		1,436	121	9,575
	6,369			13,529		600		23,658
157	8,283	58		16,934		2,036	121	33,233
157	8,283	58		16,934		2,036	121	33,233
1,514	30,831	953	14,136	71,684		2,285	180	122,056
1,514	30,831	953	14,136	71,684		2,285	180	122,056
						25		25
						25		25
1,514	30,831	953	14,136	71,684		2,310	180	122,081
1,550		104	622	31,849		360		34,745

COURT EXPENDITURES  
NON-SALARIED PERSONNEL

	JUDGES		COURT REPORTERS		BAILIFFS	
	VENUED OUT	VENUED IN	VENUED OUT	VENUED IN	VENUED OUT	VENUED IN
DUBOIS SUPERIOR				48		
TOTAL-COURTS OF RECORD:	260			48		
GRAND TOTAL COUNTY:	260			48		
ELKHART						
ELKHART CIRCUIT	626	340	184	56	65	35
ELKHART SUPERIOR 1						
ELKHART SUPERIOR 2	250					
ELKHART SUPERIOR 3						
ELKHART COUNTY - ELKHART						
ELKHART COUNTY - GOSHEN						
TOTAL-COURTS OF RECORD:	876	340	184	56	65	35
ELKHART CITY						
GOSHEN CITY						
NAFFANEE CITY						
TOTAL-CITY AND TOWN:						
GRAND TOTAL COUNTY:	876	340	184	56	65	35
FAYETTE						
FAYETTE CIRCUIT		1,260		104		65
FAYETTE SUPERIOR						
TOTAL-COURTS OF RECORD:		1,260		104		65
GRAND TOTAL COUNTY:		1,260		104		65
FLOYD						
FLOYD CIRCUIT	1,100					
FLOYD SUPERIOR				469		
FLOYD COUNTY						
FLOYD CIRCUIT PROBATION						
TOTAL-COURTS OF RECORD:	1,100			469		
GRAND TOTAL COUNTY:	1,100			469		
FOUNTAIN						
FOUNTAIN CIRCUIT		2,200		200		125
TOTAL-COURTS OF RECORD:		2,200		200		125
ATTICA CITY						
TOTAL-CITY AND TOWN:						
GRAND TOTAL COUNTY:		2,200		200		125
FRANKLIN						
FRANKLIN CIRCUIT		50		226		
TOTAL-COURTS OF RECORD:		50		226		
GRAND TOTAL COUNTY:		50		226		
FULTON						
FULTON CIRCUIT		1,680		456		240

STATE COURT EXPENDITURES  
NON-SALARIED PERSONNEL

- - PER DIEM - -

GRAND JURORS	PETIT JURORS	WITNESS FEES	MEDICAL AND PSYCHIATRIC SERVICES	PAUPER ATTORNEY CASE/CASE	OTHER INDIGENT EXPENSES	JUDGE PRO TEM	OTHER	TOTAL NON-SALARY PERSONNEL
	1,070	59		9,235				10,412
1,550	1,070	163	622	41,084		360		45,157
1,550	1,070	163	622	41,084		360		45,157
762	22,577		3,353	34,200	2,987			65,185
216	6,447	292		6,148				13,103
	10,013	10		13,865		895		25,033
	4,000	100	914		1,030		465	6,559
	4,000	500						4,500
	4,200	1,000		20,000	200			25,400
978	51,237	1,902	4,267	74,213	4,267	895	465	139,780
						3,000		3,000
				4,200		850		5,050
						200		200
				4,200		4,050		8,250
978	51,237	1,902	4,267	78,413	4,267	4,945	465	148,030
493	2,342		680	40,905	4,253	650		50,752
	783			22,672	408	100		23,963
493	3,125		680	63,577	4,661	750		74,715
493	3,125		680	63,577	4,661	750		74,715
	18,000	300	5,000		5,000	1,000		30,400
	17,869	300	6,958		4,939	550	8,395	39,480
	2,427					725		3,152
	38,296	600	11,958		9,939	2,275	8,395	73,032
	38,296	600	11,958		9,939	2,275	8,395	73,032
370	3,600		300	35,000		325		42,120
370	3,600		300	35,000		325		42,120
							842	842
							842	842
370	3,600		300	35,000		325	842	42,962
529	746			14,240				15,791
529	746			14,240				15,791
529	746			14,240				15,791
	5,713		855	5,510	2,013			16,467

COURT EXPENDITURES  
NON-SALARIED PERSONNEL

PAGE 178

	JUDGES		PER DIEM		BAILIFFS	
	VENUED OUT	VENUED IN	COURT REPORTERS VENUED OUT	COURT REPORTERS VENUED IN	VENUED OUT	VENUED IN
FULTON COUNTY	500		500		250	
TOTAL-COURTS OF RECORD:	500	1,680	500	456	250	240
GRAND TOTAL COUNTY:	500	1,680	500	456	250	240
GIBSON						
GIBSON CIRCUIT		360		64		40
GIBSON SUPERIOR	20		8		5	
TOTAL-COURTS OF RECORD:	20	360	8	64	5	40
GRAND TOTAL COUNTY:	20	360	8	64	5	40
GRANT						
GRANT CIRCUIT		1,300		88		
GRANT SUPERIOR 1		100		24		15
GRANT SUPERIOR 2		250		48		30
GRANT COUNTY						
GRANT PROBATION						
TOTAL-COURTS OF RECORD:		1,650		160		45
GAS CITY-CITY						
MARION CITY						
TOTAL-CITY AND TOWN:						
GRAND TOTAL COUNTY:		1,650		160		45
GREENE						
GREENE CIRCUIT		690		96		60
GREENE COUNTY						
TOTAL-COURTS OF RECORD:		690		96		60
GRAND TOTAL COUNTY:		690		96		60
HAMILTON						
HAMILTON CIRCUIT		2,210		472		1,150
HAMILTON SUPERIOR 1		1,820		1,096		650
HAMILTON SUPERIOR 2		2,570		2,128		1,285
HAMILTON COUNTY		250		50		25
HAMILTON PROBATION						
TOTAL-COURTS OF RECORD:		6,850		3,746		3,110
CARMEL CITY						
NOBLESVILLE CITY						
TOTAL-CITY AND TOWN:						
GRAND TOTAL COUNTY:		6,850		3,746		3,110
HANCOCK						
HANCOCK CIRCUIT	2,660			413		318
HANCOCK SUPERIOR		2,140		369		354
HANCOCK COUNTY - NOT REPORTED						
TOTAL-COURTS OF RECORD:	2,660	2,140		782		672
GRAND TOTAL COUNTY:	2,660	2,140		782		672

STATE COURT EXPENDITURES  
 NON-SALARIED PERSONNEL

-- PER DIEM --

GRAND JURORS	PETIT JURORS	WITNESS FEES	MEDICAL AND PSYCHIATRIC SERVICES	PAUPER ATTORNEY CASE/CASE	OTHER INDIGENT EXPENSES	JUDGE PRO TEM	OTHER	<u>TOTAL NON-SALARY PERSONNEL</u>
	5,000	500		1,000				7,750
	10,713	500	855	6,510	2,013			24,217
	10,713	500	855	6,510	2,013			24,217
	6,062			31,015	9,964	878		48,383
2,508						500		3,041
2,508	6,062			31,015	9,964	1,378		51,424
2,508	6,062			31,015	9,964	1,378		51,424
	8,570		2,434		11,941	500		24,833
	3,159	490			853	425	30,635	35,701
	4,668	545		8,855	1,450	425		16,271
	1,000			6,000		800		7,800
	17,397	1,035	2,434	14,855	14,244	2,150	30,635	84,605
						2,000		2,000
				3,400		500		3,900
				3,400		2,500		5,900
	17,397	1,035	2,434	18,255	14,244	4,650	30,635	90,505
	7,319		500	16,398	406			25,469
	4,190			6,245	1,317			11,752
	11,509		500	22,643	1,723			37,221
	11,509		500	22,643	1,723			37,221
843	11,269	3,212	4,545	50,708		800		75,209
	7,991	1,030	2,740	30,961				46,288
	7,247	2,803		34,564	2,000	700	841	54,138
	3,000	500	1,560		500	800		6,685
			5,000					5,000
843	29,507	7,545	13,845	116,233	2,500	2,300	841	187,320
						800		800
						750		750
						1,550		1,550
843	29,507	7,545	13,845	116,233	2,500	3,850	841	188,870
	6,773			25,040				35,204
	4,721			84,367				91,951
	11,494			109,407				127,155
	11,494			109,407				127,155

COURT EXPENDITURES  
NON-SALARIED PERSONNEL

PAGE 180

	JUDGES		PER DIEM		BAILIFFS	
	VENUED OUT	VENUED IN	COURT REPORTERS VENUED OUT	COURT REPORTERS VENUED IN	VENUED OUT	VENUED IN
<b>HARRISON</b>						
HARRISON CIRCUIT		550		488		265
HARRISON COUNTY						
TOTAL-COURTS OF RECORD:		550		488		265
GRAND TOTAL COUNTY:		550		488		265
<b>HENDRICKS</b>						
HENDRICKS CIRCUIT		2,992		2,624		1,235
HENDRICKS SUPERIOR 1		1,760		1,436		860
HENDRICKS SUPERIOR 2		886		740		412
TOTAL-COURTS OF RECORD:		5,638		4,800		2,507
GRAND TOTAL COUNTY:		5,638		4,800		2,507
<b>HENRY</b>						
HENRY CIRCUIT		1,760		421		297
HENRY SUPERIOR	150		40		25	
HENRY COUNTY						
HENRY CIR & SUP PROBATION						
TOTAL-COURTS OF RECORD:	150	1,760	40	421	25	297
KNIGHTSTOWN TOWN						
TOTAL-CITY AND TOWN:						
GRAND TOTAL COUNTY:	150	1,760	40	421	25	297
<b>HOWARD</b>						
HOWARD CIRCUIT	280			224		140
HOWARD SUPERIOR 1		720		580		400
HOWARD SUPERIOR 2		50		40		25
HOWARD COUNTY	200		100		100	
HOWARD PUBLIC DEFENDER						
TOTAL-COURTS OF RECORD:	480	770	100	844	100	565
GRAND TOTAL COUNTY:	480	770	100	844	100	565
<b>HUNTINGTON</b>						
HUNTINGTON CIRCUIT		230		176		105
HUNTINGTON COUNTY						
TOTAL-COURTS OF RECORD:		230		176		105
ROANOKE TOWN						
TOTAL-CITY AND TOWN:						
GRAND TOTAL COUNTY:		230		176		105
<b>JACKSON</b>						
JACKSON CIRCUIT		1,830		1,496		235
JACKSON COUNTY						
JACKSON CIRCUIT PROBATION						
TOTAL-COURTS OF RECORD:		1,830		1,496		235
GRAND TOTAL COUNTY:		1,830		1,496		235

STATE COURT EXPENDITURES  
NON-SALARIED PERSONNEL

PAGE 181

- - PER DIEM - -

GRAND JURORS	PETIT JURORS	WITNESS FEES	MEDICAL AND PSYCHIATRIC SERVICES	PAUPER ATTORNEY CASE/CASE	OTHER INDIGENT EXPENSES	JUDGE PRO TEM	OTHER	<u>TOTAL NON-SALARY PERSONNEL</u>
1,721	4,558	501	540		1,207	490	3,194	13,514
	3,345		200	1,500		200		5,245
1,721	7,903	501	740	1,500	1,207	690	3,194	18,759
1,721	7,903	501	740	1,500	1,207	690	3,194	18,759
878	9,928				2,969			20,626
	1,683		80	2,923				8,742
				38,660	3,783			44,481
878	11,611		80	41,583	6,752			73,849
878	11,611		80	41,583	6,752			73,849
	14,994		3,761	56,611	3,263	300	3,932	85,339
	3,624		460		1,526	500	1,403	7,728
	2,000	25		8,500	100	1,000		11,625
	20,618	25	4,221	65,111	4,889	1,800	5,335	104,692
	20,618	25	4,221	65,111	4,889	1,800	5,335	104,692
1,305	12,953			2,420	9,077	650	537	27,586
	7,448			305	1,897	700	4,173	16,223
	1,165			672				1,952
	800							1,200
							13,500	13,500
1,305	22,366			3,397	10,974	1,350	18,210	60,461
1,305	22,366			3,397	10,974	1,350	18,210	60,461
	2,929		289					3,729
	4,569	176		2,247		825		7,817
	7,498	176	289	2,247		825		11,546
	7,498	176	289	2,247		825		11,546
	6,533		110		690	434		11,328
	1,218				325			1,543
	7,751		110		1,015	434		12,871
	7,751		110		1,015	434		12,871

COURT EXPENDITURES  
NON-SALARIED PERSONNEL

PAGE 182

	PER DIEM					
	JUDGES VENUED OUT	JUDGES VENUED IN	COURT REPORTERS VENUED OUT	COURT REPORTERS VENUED IN	BAILIFFS VENUED OUT	BAILIFFS VENUED IN
<b>JASPER</b>						
JASPER CIRCUIT		3,540		2,832		1,770
JASPER SUPERIOR		2,690		2,136		1,345
TOTAL-COURTS OF RECORD:		6,230		4,968		3,115
DEMOTTE TOWN						
WHEATFIELD TOWN						
TOTAL-CITY AND TOWN:						
GRAND TOTAL COUNTY:		6,230		4,968		3,115
<b>JAY</b>						
JAY CIRCUIT						
JAY COUNTY						
TOTAL-COURTS OF RECORD:						
DUNKIRK CITY						
PORTLAND CITY						
TOTAL-CITY AND TOWN:						
GRAND TOTAL COUNTY:						
<b>JEFFERSON</b>						
JEFFERSON CIRCUIT		250		212		45
JEFFERSON COUNTY						
TOTAL-COURTS OF RECORD:		250		212		45
GRAND TOTAL COUNTY:		250		212		45
<b>JENNINGS</b>						
JENNINGS CIRCUIT		1,660		1,328		216
TOTAL-COURTS OF RECORD:		1,660		1,328		216
NORTH VERNON - NOT REPORTING						
TOTAL-CITY AND TOWN:						
GRAND TOTAL COUNTY:		1,660		1,328		216
<b>JOHNSON</b>						
JOHNSON CIRCUIT		2,510	2,128		415	1,030
JOHNSON SUPERIOR 1		520		440		275
JOHNSON SUPERIOR 2		70		55		35
TOTAL-COURTS OF RECORD:		3,100	2,128	495	415	1,340
FRANKLIN CITY						
GREENWOOD CITY						
NEW WHITELAND TOWN						
TOTAL-CITY AND TOWN:						
GRAND TOTAL COUNTY:		3,100	2,128	495	415	1,340
<b>KNOX</b>						
KNOX CIRCUIT		650		650		440
KNOX SUPERIOR						



STATE COURT EXPENDITURES  
NON-SALARIED PERSONNEL

PAGE 183

- - PER DIEM - -

GRAND JURORS	PETIT JURORS	WITNESS FEES	MEDICAL AND PSYCHIATRIC SERVICES	PAUPER ATTORNEY CASE/CASE	OTHER INDIGENT EXPENSES	JUDGE PRO TEM	OTHER	<u>TOTAL</u> <u>NON-SALARY</u> <u>PERSONNEL</u>
	7,112			18,049				33,303
	3,726		40	18,805	1,414	525		30,683
	10,840		40	36,854	1,414	525		63,986
	10,840		40	36,854	1,414	525		63,986
	8,302		900	18,590	7,109	725	1,441	37,067
	1,456		320		719	275		2,770
	9,758		1,220	18,590	7,828	1,000	1,441	39,837
	9,758		1,220	18,590	7,828	1,000	1,441	39,837
	4,129		300	36,911		370		42,217
	965			12,500	450			13,915
	5,094		300	49,411	450	370		56,132
	5,094		300	49,411	450	370		56,132
	11,256				1,029			15,489
	11,256				1,029			15,489
	11,256				1,029			15,489
16,204	90	250					7,427	30,054
491	4,150			2,000	549			8,425
	2,480		850	5,380			1,710	10,580
16,695	6,720	250	850	7,380	549		9,137	49,059
						360		360
						360		360
16,695	6,720	250	850	7,380	549	360	9,137	49,419
	16,700		346	21,354	3,275			43,415
2,295	5,951			18,313	2,982		1,000	30,703

COURT EXPENDITURES  
NON-SALARIED PERSONNEL

PAGE 184

	JUDGES VENUED OUT	JUDGES VENUED IN	COURT REPORTERS VENUED OUT	PER DIEM COURT REPORTERS VENUED IN	BAILIFFS VENUED OUT	BAILIFFS VENUED IN
<b>KNOX COUNTY</b>						
TOTAL-COURTS OF RECORD:	162	650		650		440
<b>BICKNELL CITY</b>						
TOTAL-CITY AND TOWN:						
GRAND TOTAL COUNTY:	162	650		650		440
<b>KOSCIUSKO</b>						
KOSCIUSKO ALL COURTS		1,690		184		105
TOTAL-COURTS OF RECORD:		1,690		184		105
GRAND TOTAL COUNTY:		1,690		184		105
<b>LAGRANGE</b>						
LAGRANGE CIRCUIT	1,070		280			
LAGRANGE COUNTY						
TOTAL-COURTS OF RECORD:	1,070		280			
GRAND TOTAL COUNTY:	1,070		280			
<b>LAKE</b>						
LAKE CIRCUIT	1,029					
LAKE SUPERIOR CIVIL 1-5		750				
LAKE SUPERIOR FILE IV D DIV						
LAKE SUP. JUVENILE						
LAKE SUPERIOR CRIM 1-4						
LAKE COUNTY 1	300					
LAKE COUNTY 2						
LAKE COUNTY 3						
TOTAL-COURTS OF RECORD:	1,329	750				
CROWN POINT CITY						
EAST CHICAGO CITY						
GARY CITY						
HAMMOND CITY						
HOBART CITY						
LAKE STATION CITY						
WHITING CITY						
TOTAL-CITY AND TOWN:						
GRAND TOTAL COUNTY:	1,329	750				
<b>LAPORTE</b>						
LAPORTE CIRCUIT		1,040		464		495
LAPORTE SUPERIOR 1		80		64		40
LAPORTE SUPERIOR 2						
LAPORTE SUPERIOR 3						
LAPORTE SUPERIOR 4						
TOTAL-COURTS OF RECORD:		1,120		528		535
GRAND TOTAL COUNTY:		1,120		528		535
<b>LAWRENCE</b>						
LAWRENCE CIRCUIT						

STATE COURT EXPENDITURES  
NON-SALARIED PERSONNEL

- - PER DIEM - -

GRAND JURORS	PETIT JURORS	WITNESS FEES	MEDICAL AND PSYCHIATRIC SERVICES	PAUPER ATTORNEY CASE/CASE	OTHER INDIGENT EXPENSES	JUDGE PRO TEM	OTHER	TOTAL NON-SALARY PERSONNEL
	2,500			18,384				20,884
2,295	25,151		346	58,051	6,257		1,000	95,002
2,295	25,151		346	58,051	6,257		1,000	95,002
	10,605			70,992		1,775		85,351
	10,605			70,992		1,775		85,351
	10,605			70,992		1,775		85,351
375	3,850		2,603	7,249			2,213	17,640
				57		75		132
375	3,850		2,603	7,306		75	2,213	17,772
375	3,850		2,603	7,306		75	2,213	17,772
	1,826						1,740	4,595
9,272	293,853						2,523	306,398
		3,786	13,805	61,950	107,443			186,984
	1,983						3,000	5,283
	4,224		735		640			5,599
	2,628	1,082						3,710
9,272	304,514	4,868	14,540	61,950	108,083		7,263	512,569
						3,000		3,000
						3,500		3,500
						15,991		15,991
						2,500	4,000	6,500
						400	150	550
				2,000		500		2,500
						1,500		1,500
				2,000		27,391	4,150	33,541
9,272	304,514	4,868	14,540	63,950	108,083	27,391	11,413	546,110
	6,308			44,748	242	25		53,322
75	10,400		600	49,955	4,428	100		65,742
	475		42	11,021		50		11,588
	3,471		500	23,093		800		27,864
	1,164		200	28,064	300	1,164		30,892
75	21,818		1,342	156,881	4,970	2,139		189,408
75	21,818		1,342	156,881	4,970	2,139		189,408
	7,432		1,731		110	1,249	10,807	21,329

COURT EXPENDITURES  
NON-SALARIED PERSONNEL

	JUDGES		FER DIEM		BAILIFFS	
	VENUED OUT	VENUED IN	COURT REPORTERS VENUED OUT	COURT REPORTERS VENUED IN	VENUED OUT	VENUED IN
LAWRENCE SUPERIOR LAWRENCE COUNTY						
TOTAL-COURTS OF RECORD:						
GRAND TOTAL COUNTY:						
MADISON						
MADISON CIRCUIT	150					
MADISON SUPERIOR & COUNTY		500				
TOTAL-COURTS OF RECORD:	150	500				
ALEXANDRIA CITY						
ANDERSON CITY						
ELWOOD CITY - NOT REPORTING						
EDGEWOOD TOWN						
TOTAL-CITY AND TOWN:						
GRAND TOTAL COUNTY:						
	150	500				
MARION						
MARION CIRCUIT						
MARION SUP., CIVIL 1		600		472		300
MARION SUP., CIVIL 2						
MARION SUP., CIVIL 3						
MARION SUP., CIVIL 4						
MARION SUP., CIVIL 5						
MARION SUP., CIVIL 6						
MARION SUP., CIVIL 7						
MARION SUP., JUV. DIV.						
MARION SUP., PROBATE						
MARION SUP., CRIM. 1						
MARION SUP., CRIM. 2						
MARION SUP., CRIM. 3						
MARION SUP., CRIM. 4						
MARION SUP., CRIM. 5						
MARION SUP., CRIM. 6						
MARION MUNICIPAL COURTS						
MARION CRIMINAL PROBATION						
MARION ALL COURT SERVICES						
TOTAL-COURTS OF RECORD:		600		472		300
CENTER TOWNSHIP						
DECATUR TOWNSHIP						
LAWRENCE TOWNSHIP						
PERRY TOWNSHIP						
PIKE TOWNSHIP						
WARREN TOWNSHIP						
WASHINGTON TOWNSHIP						
WAYNE TOWNSHIP						
TOTAL-SMALL CLAIMS:						
GRAND TOTAL COUNTY:						
		600		472		300
MARSHALL						
MARSHALL CIRCUIT		4,000		840		385

STATE COURT EXPENDITURES  
NON-SALARIED PERSONNEL

- - PER DIEM - -

GRAND JURORS	PETIT JURORS	WITNESS FEES	MEDICAL AND PSYCHIATRIC SERVICES	PAUPER ATTORNEY CASE/CASE	OTHER INDIGENT EXPENSES	JUDGE PRO TEM	OTHER	<u>TOTAL NON-SALARY PERSONNEL</u>
	5,674		473	2,502	1,529	375	1,953	12,506
	3,000	235	3,452		2,544	750	517	10,498
	16,106	235	5,656	2,502	4,183	2,374	13,277	44,333
	16,106	235	5,656	2,502	4,183	2,374	13,277	44,333
	7,800	20						7,970
4,000	27,163	97	8,558	43,274	23,093	4,425	22,735	133,845
4,000	34,963	117	8,558	43,274	23,093	4,425	22,735	141,815
	231					1,000		1,231
	231					1,000		1,231
4,000	35,194	117	8,558	43,274	23,093	5,425	22,735	143,046
								1,372
			1,110					1,110
			20,325	14,150	5,275	6,875	87,074	133,699
	244,412	93,197		212,259	60,089			609,957
	244,412	93,197	21,435	226,409	65,364	6,875	87,074	746,138
						1,916		1,916
						50		50
			10,684					10,684
						525		525
			10,684			2,491		13,175
	244,412	93,197	32,119	226,409	65,364	9,366	87,074	759,313
	7,341			8,911	4,454			25,931

COURT EXPENDITURES  
NON-SALARIED PERSONNEL

PAGE 188

	JUDGES		PER DIEM		BAILIFFS	
	VENUED OUT	VENUED IN	COURT REPORTERS VENUED OUT	COURT REPORTERS VENUED IN	VENUED OUT	VENUED IN
MARSHALL SUPERIOR MARSHALL COUNTY MARSHALL PROBATION		1,020		176		110
TOTAL-COURTS OF RECORD:		5,020		1,016		495
ARGOS TOWN						
TOTAL-CITY AND TOWN:						
GRAND TOTAL COUNTY:		5,020		1,016		495
MARTIN						
MARTIN CIRCUIT		10		8		
TOTAL-COURTS OF RECORD:		10		8		
LOGOOTEETEE CITY-ABOLISHED						
TOTAL-CITY AND TOWN:						
GRAND TOTAL COUNTY:		10		8		
MIAMI						
MIAMI CIRCUIT		2,330		1,840		1,150
MIAMI SUPERIOR	1,540		1,272		725	
MIAMI PROBATION						
TOTAL-COURTS OF RECORD:	1,540	2,330	1,272	1,840	725	1,150
PERU CITY						
BUNKER HILL TOWN						
TOTAL-CITY AND TOWN:						
GRAND TOTAL COUNTY:	1,540	2,330	1,272	1,840	725	1,150
MONROE						
MONROE ALL COURTS		4,162				
MONROE PUBLIC DEFENDER						
TOTAL-COURTS OF RECORD:		4,162				
GRAND TOTAL COUNTY:		4,162				
MONTGOMERY						
MONTGOMERY CIRCUIT		300		300		300
MONTGOMERY COUNTY						
MONTGOMERY PROBATION						
TOTAL-COURTS OF RECORD:		300		300		300
CRAWFORDSVILLE CITY						
TOTAL-CITY AND TOWN:						
GRAND TOTAL COUNTY:		300		300		300
MORGAN						
MORGAN CIRCUIT	5,030		1,488		995	
MORGAN SUPERIOR	3,910		408		307	
MORGAN COUNTY						
TOTAL-COURTS OF RECORD:	8,940		1,896		1,302	
MARTINSVILLE CITY						

STATE COURT EXPENDITURES  
NON-SALARIED PERSONNEL

- - PER DIEM - -

GRAND JURORS	PETIT JURORS	WITNESS FEES	MEDICAL AND PSYCHIATRIC SERVICES	PAUPER ATTORNEY CASE/CASE	OTHER INDIGENT EXPENSES	JUDGE PRO TEM	OTHER	<u>TOTAL</u> <u>NON-SALARY</u> <u>PERSONNEL</u>
	9,609	10	717	17,668	2,632			31,942
	2,626							2,626
							1,275	1,275
	19,576	10	717	26,579	7,086		1,275	61,774
							1,403	1,403
							1,403	1,403
	19,576	10	717	26,579	7,086		2,678	63,177
427	5,835				52			6,332
427	5,835				52			6,332
427	5,835				52			6,332
	4,776		1,456			625	8,817	20,994
	2,667		470	2,900	1,500	775		11,849
			449					449
	7,443		2,375	2,900	1,500	1,400	8,817	33,292
						125		125
						125		125
	7,443		2,375	2,900	1,500	1,525	8,817	33,417
483	27,085			16,796	1,810	3,350	29,438	83,124
483	27,085			16,796	1,810	3,350	29,438	83,124
483	27,085			16,796	1,810	3,350	29,438	83,124
500	6,000	300	7,000					14,700
	1,800	300	150			725		2,975
500	7,800	600	7,150			725		17,675
						175	4	179
						175	4	179
500	7,800	600	7,150			900	4	17,854
900	8,031		650	33,968	8,736	50		59,848
877	9,308	20	1,000	29,066	4,359			49,255
	1,790			18,049	268	575		20,682
1,777	19,129	20	1,650	81,083	13,363	625		129,785
				300		100		400

COURT EXPENDITURES  
NON-SALARIED PERSONNEL

PAGE 190

	JUDGES		PER DIEM		BAILIFFS	
	VENUED OUT	VENUED IN	COURT REPORTERS VENUED OUT	COURT REPORTERS VENUED IN	VENUED OUT	VENUED IN
MOORESVILLE TOWN						
TOTAL-CITY AND TOWN:						
GRAND TOTAL COUNTY:	8,940		1,896		1,302	
NEWTON						
NEWTON CIRCUIT		1,000		800		500
NEWTON SUPERIOR		2,280		432		635
NEWTON PROBATION STAFF						
TOTAL-COURTS OF RECORD:		3,280		1,232		1,135
GRAND TOTAL COUNTY:		3,280		1,232		1,135
NOBLE						
NOBLE CIRCUIT		860		664		250
NOBLE SUPERIOR		1,740		1,344		810
NOBLE COUNTY						
TOTAL-COURTS OF RECORD:		2,600		2,008		1,060
GROMWELL TOWN						
TOTAL-CITY AND TOWN:						
GRAND TOTAL COUNTY:		2,600		2,008		1,060
OHIO						
OHIO CIRCUIT						
OHIO SUPERIOR						
TOTAL-COURTS OF RECORD:						
GRAND TOTAL COUNTY:						
ORANGE						
ORANGE CIRCUIT				722		
ORANGE COUNTY						
TOTAL-COURTS OF RECORD:				722		
GRAND TOTAL COUNTY:				722		
OWEN						
OWEN CIRCUIT		290		232		120
TOTAL-COURTS OF RECORD:		290		232		120
GRAND TOTAL COUNTY:		290		232		120
PARKE						
PARKE CIRCUIT		1,380		922		785
TOTAL-COURTS OF RECORD:		1,380		922		785
GRAND TOTAL COUNTY:		1,380		922		785
PERRY						
PERRY CIRCUIT		550		440		20



STATE COURT EXPENDITURES  
NON-SALARIED PERSONNEL

PAGE 191

- - PER DIEM - -

GRAND JURORS	PETIT JURORS	WITNESS FEES	MEDICAL AND PSYCHIATRIC SERVICES	PAUPER ATTORNEY CASE/CASE	OTHER INDIGENT EXPENSES	JUDGE PRO TEM	OTHER	<u>TOTAL NON-SALARY PERSONNEL</u>
1,777	19,129	20	1,650	300 81,383	13,363	100 725		400 130,185
500	6,000 15,021		1,000 1,930		7,557			9,800 27,855
500	21,021		2,930		7,557			37,655
500	21,021		2,930		7,557			37,655
347	7,657 7,174 347		1,568	21,447 5,603 1,000	1,339 203		1,956	36,088 16,874 1,347
347	15,178		1,568	28,050	1,542		1,956	54,309
347	15,178		1,568	28,050	1,542		1,956	54,309
	202			467 3,402				467 3,604
	202			3,869				4,071
	202			3,869				4,071
	1,348 429		490 131	4,896 3,978		225 425		7,681 4,963
	1,777		621	8,874		650		12,644
	1,777		621	8,874		650		12,644
	12,901			36,875	1,354	425		52,197
	12,901			36,875	1,354	425		52,197
	12,901			36,875	1,354	425		52,197
125	9,600		760	26,262	11,193			51,027
125	9,600		760	26,262	11,193			51,027
125	9,600		760	26,262	11,193			51,027
	2,484			30,451				33,945

COURT EXPENDITURES  
NON-SALARIED PERSONNEL

PAGE 192

	JUDGES		PER DIEM		BAILIFFS	
	VENUED OUT	VENUED IN	COURT REPORTERS VENUED OUT	COURT REPORTERS VENUED IN	VENUED OUT	VENUED IN
TOTAL-COURTS OF RECORD:		550		440		20
CANNELTON CITY						
TELL CITY - CITY						
TOTAL-CITY AND TOWN:						
GRAND TOTAL COUNTY:		550		440		20
PIKE						
PIKE CIRCUIT		500		400		250
TOTAL-COURTS OF RECORD:		500		400		250
GRAND TOTAL COUNTY:		500		400		250
PORTER						
PORTER CIRCUIT		1,470		184		735
PORTER SUPERIOR 1		2,040		144		985
PORTER SUPERIOR 2		2,350		264		1,195
PORTER SUPERIOR 3						
PORTER COUNTY 1						
TOTAL-COURTS OF RECORD:		5,900		592		2,915
CHESTERTON TOWN						
TOTAL-CITY AND TOWN:						
GRAND TOTAL COUNTY:		5,900		592		2,915
POSEY						
POSEY CIRCUIT		100		64		25
POSEY COUNTY						
TOTAL-COURTS OF RECORD:		100		64		25
GRAND TOTAL COUNTY:		100		64		25
PULASKI						
PULASKI CIRCUIT		130				65
PULASKI COUNTY						
TOTAL-COURTS OF RECORD:		130				65
GRAND TOTAL COUNTY:		130				65
PUTNAM						
PUTNAM CIRCUIT		1,780		1,482		895
PUTNAM COUNTY						
TOTAL-COURTS OF RECORD:		1,780		1,482		895
GRAND TOTAL COUNTY:		1,780		1,482		895
RANDOLPH						
RANDOLPH CIRCUIT		230		80		115
RANDOLPH COUNTY						
TOTAL-COURTS OF RECORD:		230		80		115
WINCHESTER CITY						

STATE COURT EXPENDITURES  
NON-SALARIED PERSONNEL

PAGE 193

- - PER DIEM - -

GRAND JURORS	PETIT JURORS	WITNESS FEES	MEDICAL AND PSYCHIATRIC SERVICES	PAUPER ATTORNEY CASE/CASE	OTHER INDIGENT EXPENSES	JUDGE PRO TEM	OTHER	<u>TOTAL NON-SALARY PERSONNEL</u>
	2,484			30,451				33,945
	2,484			30,451				33,945
1,500	10,000			3,000				15,650
1,500	10,000			3,000				15,650
1,500	10,000			3,000				15,650
150	4,000			2,900	118	225	15,700	25,482
	15,281		500	8,045	10,750			37,745
4,785	13,891		348	52,050	6,129			81,052
				35				35
	1,898				82			1,980
4,935	35,070		848	63,030	17,079	225	15,700	146,294
4,935	35,070		848	63,030	17,079	225	15,700	146,294
767	7,755			20,782				29,553
	2,006							2,006
767	9,761			20,782				31,559
767	9,761			20,782				31,559
	29	803		29,070	1,238			31,335
	1,743			854				2,597
	1,772	803		29,924	1,238			33,932
	1,772	803		29,924	1,238			33,932
	2,198			15,000		425		21,780
	771			4,920	445	25		6,161
	2,969			19,920	445	450		27,941
	2,969			19,920	445	450		27,941
	3,662		780	20,792				25,659
		300		11,073				11,373
	3,662	300	780	31,865				37,032

COURT EXPENDITURES  
NON-SALARIED PERSONNEL

	PER DIEM		BAILIFFS	
	JUDGES VENUED OUT	JUDGES VENUED IN	COURT REPORTERS VENUED OUT	COURT REPORTERS VENUED IN
UNION CITY - CITY				
TOTAL-CITY AND TOWN:				
GRAND TOTAL COUNTY:		230	80	115
RIPLEY				
RIPLEY CIRCUIT		1,000	500	200
TOTAL-COURTS OF RECORD:		1,000	500	200
BATESVILLE CITY				
VERSAILLES TOWN				
TOTAL-CITY AND TOWN:				
GRAND TOTAL COUNTY:		1,000	500	200
RUSH				
RUSH CIRCUIT				
RUSH COUNTY				
TOTAL-COURTS OF RECORD:				
GRAND TOTAL COUNTY:				
ST. JOSEPH				
ST JOSEPH CIRCUIT		250	200	125
ST JOSEPH SUPERIOR		50	40	25
ST JOSEPH PROBATE				
ST. JOSEPH JUVENILE DIV.				
TOTAL-COURTS OF RECORD:		300	240	150
WALKERTON TOWN				
TOTAL-CITY AND TOWN:				
GRAND TOTAL COUNTY:		300	240	150
SCOTT				
SCOTT CIRCUIT		1,187		
SCOTT COUNTY				
TOTAL-COURTS OF RECORD:		1,187		
GRAND TOTAL COUNTY:		1,187		
SHELBY				
SHELBY CIRCUIT		3,263		
SHELBY SUPERIOR		750	80	50
SHELBY COUNTY				
SHELBY PROBATION				
TOTAL-COURTS OF RECORD:		4,013	80	50
GRAND TOTAL COUNTY:		4,013	80	50
SPENCER				
SPENCER CIRCUIT		370	296	185
TOTAL-COURTS OF RECORD:		370	296	185
ROCKPORT CITY - NOT REPORTIN				
TOTAL-CITY AND TOWN:				
GRAND TOTAL COUNTY:		370	296	185

STATE COURT EXPENDITURES  
NON-SALARIED PERSONNEL

PAGE 195

-- PER DIEM --

GRAND JURORS	PETIT JURORS	WITNESS FEES	MEDICAL AND PSYCHIATRIC SERVICES	PAUPER ATTORNEY CASE/CASE	OTHER INDIGENT EXPENSES	JUDGE PRO TEM	OTHER	TOTAL NON-SALARY PERSONNEL
				406				406
				406				406
	3,662	300	780	32,271				37,438
500	5,317			8,000	1,000			16,517
500	5,317			8,000	1,000			16,517
500	5,317			8,000	1,000			16,517
370	773			3,773	1,161			6,077
				357			25	382
370	773			4,130	1,161		25	6,459
370	773			4,130	1,161		25	6,459
406	4,452					200	250	5,883
	71,757					1,950	744	74,566
						750		750
			830					830
406	76,209		830			2,900	994	82,029
						25		25
						25		25
406	76,209		830			2,925	994	82,054
	12,728			44,504	15,194			73,613
				8,262			1,050	9,312
	12,728			52,766	15,194		1,050	82,925
	12,728			52,766	15,194		1,050	82,925
	6,057		600	2,698	411			13,029
215	9,867		1,175	42,436	5,820			60,393
	1,264							1,264
215	17,188		1,775	45,134	6,231			74,686
215	17,188		1,775	45,134	6,231			74,686
	508			25,371	1,440			28,170
	508			25,371	1,440			28,170
	508			25,371	1,440			28,170

COURT EXPENDITURES  
NON-SALARIED PERSONNEL

PAGE 196

	JUDGES		PER DIEM		BAILIFFS	
	VENUED OUT	VENUED IN	COURT REPORTERS VENUED OUT	COURT REPORTERS VENUED IN	VENUED OUT	VENUED IN
<b>STARKE</b>						
STARKE CIRCUIT		1,500		288		750
TOTAL-COURTS OF RECORD:		1,500		288		750
KNOX CITY						
TOTAL-CITY AND TOWN:						
GRAND TOTAL COUNTY:		1,500		288		750
<b>STEUBEN</b>						
STEUBEN CIRCUIT				56		
STEUBEN SUPERIOR						
TOTAL-COURTS OF RECORD:				56		
FREMONT TOWN						
TOTAL-CITY AND TOWN:						
GRAND TOTAL COUNTY:				56		
<b>SULLIVAN</b>						
SULLIVAN CIRCUIT						
SULLIVAN COUNTY						
TOTAL-COURTS OF RECORD:						
GRAND TOTAL COUNTY:						
<b>SWITZERLAND</b>						
SWITZERLAND CIRCUIT						
SWITZERLAND SUPERIOR						
TOTAL-COURTS OF RECORD:						
GRAND TOTAL COUNTY:						
<b>TIPPECANOE</b>						
TIPPECANOE CIRCUIT						
TIPPECANOE SUPERIOR 1						
TIPPECANOE SUPERIOR 2						
TIPPECANOE SUPERIOR 3						
TIPPECANOE COUNTY I						
TIPPECANOE COUNTY 2						
TOTAL-COURTS OF RECORD:						
WEST LAFAYETTE CITY						
TOTAL-CITY AND TOWN:						
GRAND TOTAL COUNTY:						
<b>TIPTON</b>						
TIPTON CIRCUIT		450		160		20
TOTAL-COURTS OF RECORD:		450		160		20
TIPTON CITY						
SHARPSVILLE TOWN						
TOTAL-CITY AND TOWN:						
GRAND TOTAL COUNTY:		450		160		20

STATE COURT EXPENDITURES  
NON-SALARIED PERSONNEL

PAGE 197

-- PER DIEM --

GRAND JURORS	PETTIT JURORS	WITNESS FEES	MEDICAL AND PSYCHIATRIC SERVICES	PAUPER ATTORNEY CASE/CASE	OTHER INDIGENT EXPENSES	JUDGE PRO TEM	OTHER	<u>TOTAL NON-SALARY PERSONNEL</u>
	11,396			18,056	316		10,500	42,806
	11,396			18,056	316		10,500	42,806
	630					1,102		1,732
	630					1,102		1,732
	12,026			18,056	316	1,102	10,500	44,538
	4,320		102	4,115	860			9,453
	1,183	79	191	2,519				3,972
	5,503	79	293	6,634	860			13,425
	5,503	79	293	6,634	860			13,425
300	4,000					500		4,800
						452		452
300	4,000					952		5,252
300	4,000					952		5,252
	278			1,500				1,778
				20,327				20,327
	278			21,827				22,105
	278			21,827				22,105
158	2,681		100		184	450		3,573
1,851	8,781		799	27,209	10,552	700	65	49,957
	122			2,880	862	650		4,514
	1,000					1,000		2,000
		400		4,172		1,775		6,347
2,009	12,584	400	899	34,261	11,598	4,575	65	66,391
						25		25
						25		25
2,009	12,584	400	899	34,261	11,598	4,600	65	66,416
403	4,742			5,162		425	907	12,269
403	4,742			5,162		425	907	12,269
						75		75
						75		75
403	4,742			5,162		500	907	12,344

COURT EXPENDITURES  
NON-SALARIED PERSONNEL

PAGE 198

	JUDGES VENUED OUT	JUDGES VENUED IN	COURT REPORTERS VENUED OUT	PER DIEM COURT REPORTERS VENUED IN	BAILIFFS VENUED OUT	BAILIFFS VENUED IN
<b>UNION</b>						
UNION CIRCUIT		100		80		65
TOTAL-COURTS OF RECORD:		100		80		65
GRAND TOTAL COUNTY:		100		80		65
<b>VANDERBURGH</b>						
VAND. CIRCUIT-NOT REPORTING VANDERBURGH SUPERIOR						
TOTAL-COURTS OF RECORD:						
GRAND TOTAL COUNTY:						
<b>VERMILLION</b>						
VERMILLION CIRCUIT		720		576		360
TOTAL-COURTS OF RECORD:		720		576		360
CLINTON CITY						
TOTAL-CITY AND TOWN:						
GRAND TOTAL COUNTY:		720		576		360
<b>VIGO</b>						
VIGO ALL COURTS						
TOTAL-COURTS OF RECORD:						
TERRE HAUTE CITY						
TOTAL-CITY AND TOWN:						
GRAND TOTAL COUNTY:						
<b>WABASH</b>						
WABASH CIRCUIT		470		384		215
WABASH COUNTY						
TOTAL-COURTS OF RECORD:		470		384		215
WABASH CITY						
NORTH MANCHESTER TOWN						
TOTAL-CITY AND TOWN:						
GRAND TOTAL COUNTY:		470		384		215
<b>WARREN</b>						
WARREN CIRCUIT		410		328		205
TOTAL-COURTS OF RECORD:		410		328		205
GRAND TOTAL COUNTY:		410		328		205
<b>WARRICK</b>						
WARRICK CIRCUIT		800		708		350
WARRICK SUPERIOR		810		672		140
TOTAL-COURTS OF RECORD:		1,610		1,380		490
GRAND TOTAL COUNTY:		1,610		1,380		490



STATE COURT EXPENDITURES  
NON-SALARIED PERSONNEL

- - PER DIEM - -

GRAND JURORS	PETIT JURORS	WITNESS FEES	MEDICAL AND PSYCHIATRIC SERVICES	PAUPER ATTORNEY CASE/CASE	OTHER INDIGENT EXPENSES	JUDGE PRO TEM	OTHER	TOTAL NON-SALARY PERSONNEL
	725			11,412	4,665	100		17,147
	725			11,412	4,665	100		17,147
	725			11,412	4,665	100		17,147
	35,902		2,000	18,876	5,698	2,250	34,876	99,602
	35,902		2,000	18,876	5,698	2,250	34,876	99,602
	35,902		2,000	18,876	5,698	2,250	34,876	99,602
	7,902			59,302	4,144			73,004
	7,902			59,302	4,144			73,004
	7,902			59,302	4,144			73,004
2,550	25,313	125	5,551	7,413	14,918	2,225	4,242	62,337
2,550	25,313	125	5,551	7,413	14,918	2,225	4,242	62,337
						3,000		3,000
						3,000		3,000
2,550	25,313	125	5,551	7,413	14,918	5,225	4,242	65,337
	4,048					700		5,817
	1,233	105		5,472	1,048	1,150		9,008
	5,281	105		5,472	1,048	1,850		14,825
						500		500
						25	363	388
						525	363	888
	5,281	105		5,472	1,048	2,375	363	15,713
833	1,632		625	21,795		200		26,028
833	1,632		625	21,795		200		26,028
833	1,632		625	21,795		200		26,028
669	8,495			14,775	2,785			28,582
	4,360			1,210	6,098	325		13,615
669	12,855			15,985	8,883	325		42,197
669	12,855			15,985	8,883	325		42,197

COURT EXPENDITURES  
NON-SALARIED PERSONNEL

PAGE 200

	JUDGES		PER DIEM		BAILIFFS	
	VENUED OUT	VENUED IN	COURT REPORTERS VENUED OUT	COURT REPORTERS VENUED IN	VENUED OUT	VENUED IN
<b>WASHINGTON</b>						
WASHINGTON CIRCUIT		750		600		450
WASHINGTON SUPERIOR		710		536		150
TOTAL-COURTS OF RECORD:		1,460		1,136		600
SALEM CITY - NOT REPORTING						
TOTAL-CITY AND TOWN:						
GRAND TOTAL COUNTY:		1,460		1,136		600
<b>WAYNE</b>						
WAYNE CIRCUIT		70		56		15
WAYNE SUPERIOR 1		120		96		60
WAYNE SUPERIOR 2		80				
WAYNE SUPERIOR 3	75		50		50	
WAYNE PROBATION						
WAYNE PUBLIC DEFENDER						
WAYNE COURT SCHEDULING						
TOTAL-COURTS OF RECORD:	75	270	50	152	50	75
HAGERSTOWN TOWN						
TOTAL-CITY AND TOWN:						
GRAND TOTAL COUNTY:	75	270	50	152	50	75
<b>WELLS</b>						
WELLS CIRCUIT		2,360		800		125
WELLS SUPERIOR						
TOTAL-COURTS OF RECORD:		2,360		800		125
BLUFFTON CITY						
TOTAL-CITY AND TOWN:						
GRAND TOTAL COUNTY:		2,360		800		125
<b>WHITE</b>						
WHITE CIRCUIT		410		328		205
WHITE SUPERIOR						
TOTAL-COURTS OF RECORD:		410		328		205
MONON TOWN - NOT REPORTING						
TOTAL-CITY AND TOWN:						
GRAND TOTAL COUNTY:		410		328		205
<b>WHITLEY</b>						
WHITLEY CIRCUIT		2,050		248		75
WHITLEY SUPERIOR						
TOTAL-COURTS OF RECORD:		2,050		248		75
GRAND TOTAL COUNTY:		2,050		248		75
GRAND TOTAL-COURTS OF RECORD:	22,962	116,840	9,386	60,250	4,767	37,865
GRAND TOTAL-CITY AND TOWN:						
GRAND TOTAL-SMALL CLAIM:						
GRAND TOTAL :	22,962	116,840	9,386	60,250	4,767	37,865

STATE COURT EXPENDITURES  
NON-SALARIED PERSONNEL

- - PER DIEM - -

GRAND JURORS	PETIT JURORS	WITNESS FEES	MEDICAL AND PSYCHIATRIC SERVICES	PAUPER ATTORNEY CASE/CASE	OTHER INDIGENT EXPENSES	JUDGE PRO TEM	OTHER	<u>TOTAL NON-SALARY PERSONNEL</u>
1,000	15,000	500		6,000				24,300
	1,507	34						2,937
1,000	16,507	534		6,000				27,237
1,000	16,507	534		6,000				27,237
	1,359	120	500	3,057				5,177
	366	35		908			267	1,852
	1,286		515	10,136			641	12,658
	1,320	50	50	15,000		750	300	17,645
		262			1,033			1,295
	4,331	467	1,065	29,101	1,033	750	1,208	38,627
						50		50
						50		50
	4,331	467	1,065	29,101	1,033	800	1,208	38,677
	2,810				155			6,250
	4,135		308		282			4,725
	6,945		308		437			10,975
				1,500				1,500
				1,500				1,500
	6,945		308	1,500	437			12,475
	1,334			5,245		625		8,147
	5,988	15		20,242		625		26,870
	7,322	15		25,487		1,250		35,017
	7,322	15		25,487		1,250		35,017
	6,008		90	2,249			1,648	12,368
	6,160				24,094		250	30,504
	12,168		90	2,249	24,094		1,898	42,872
	12,168		90	2,249	24,094		1,898	42,872
73,681	1,725,048	117,813	179,652	2,753,739	501,272	75,064	333,435	6,011,774
	861			11,806		43,628	8,203	64,498
			10,684			2,491		13,175
73,681	1,725,909	117,813	190,336	2,765,545	501,272	121,183	341,638	6,089,447

STATE COURT EXPENDITURES  
SUMMATION OF EXPENSES

PAGE 202

	<u>TOTAL</u> <u>PERSONNEL</u> <u>SERVICES</u>	<u>TOTAL</u> <u>SUPPLIES</u>	RENTALS	LODGING & MEALS FOR JURORS
<b>ADAMS</b>				
ADAMS CIRCUIT	71,007	3,269		1,359
ADAMS SUPERIOR	81,138	1,578		
ADAMS CIRCUIT & SUPERIOR PROB	83,350	1,740	800	
TOTAL-COURTS OF RECORD:	235,495	6,587	800	1,359
GRAND TOTAL COUNTY:	235,495	6,587	800	1,359
<b>ALLEN</b>				
ALLEN CIRCUIT	757,533	3,850		2,000
ALLEN SUPERIOR	1,619,644	12,564	18,003	3,629
TOTAL-COURTS OF RECORD:	2,377,177	16,414	18,003	5,629
GRAND TOTAL COUNTY:	2,377,177	16,414	18,003	5,629
<b>BARTHOLOMEW</b>				
BARTHOLOMEW CIRCUIT	227,959	10,353		2,613
BARTHOLOMEW SUPERIOR 1	90,147	4,152		2,028
BARTHOLOMEW SUPERIOR 2	198,762	11,888		2,694
TOTAL-COURTS OF RECORD:	516,868	26,393		7,335
GRAND TOTAL COUNTY:	516,868	26,393		7,335
<b>BENTON</b>				
BENTON CIRCUIT	75,113	894		275
TOTAL-COURTS OF RECORD:	75,113	894		275
GRAND TOTAL COUNTY:	75,113	894		275
<b>BLACKFORD</b>				
BLACKFORD CIRCUIT	92,045	1,833	3,498	382
BLACKFORD COUNTY	41,235	1,958	1,086	114
TOTAL-COURTS OF RECORD:	133,280	3,791	4,584	496
HARTFORD CITY - NOT REPORTING				
MONTPELIER CITY	2,600	1,050		
TOTAL-CITY AND TOWN:	2,600	1,050		
GRAND TOTAL COUNTY:	135,880	4,841	4,584	496
<b>BOONE</b>				
BOONE CIRCUIT	93,126	2,399		2,879
BOONE SUPERIOR I	99,735	2,808		1,300
BOONE SUPERIOR II	90,048	2,333		600
BOONE PROBATION	43,090	850		
TOTAL-COURTS OF RECORD:	325,999	8,390		4,779
LEBANON CITY	8,366			
THORNTOWN TOWN	7,456			
ZIONSVILLE TOWN	6,900	732		
JAMESTOWN TOWN	1,998	363		
TOTAL-CITY AND TOWN:	24,720	1,095		
GRAND TOTAL COUNTY:	350,719	9,485		4,779

COURT EXPENDITURES  
SUMMATION OF EXPENSES

OTHER SERVICES & CHARGES	<u>TOTAL</u> <u>SERVICES</u>	LAW BOOKS	OTHER CAPITAL OUTLAYS	<u>TOTAL</u> <u>CAPITAL</u> <u>OUTLAYS</u>	<u>TOTAL</u> <u>EXPENDITURES</u>
2,770	4,129	10,871	6,658	17,529	95,934
7,510	7,510	2,560	4,619	7,179	97,405
4,288	5,088		11,029	11,029	101,207
14,568	16,727	13,431	22,306	35,737	294,546
14,568	16,727	13,431	22,306	35,737	294,546
16,700	18,700				780,083
61,838	83,470	8,624	5,605	14,229	1,729,907
78,538	102,170	8,624	5,605	14,229	2,509,990
78,538	102,170	8,624	5,605	14,229	2,509,990
9,533	12,146	16,373	12,065	28,438	278,896
1,807	3,835	5,517		5,517	103,651
7,772	10,466		16,929	16,929	238,045
19,112	26,447	21,890	28,994	50,884	620,592
19,112	26,447	21,890	28,994	50,884	620,592
8,942	9,217	14,557	13,340	27,897	113,121
8,942	9,217	14,557	13,340	27,897	113,121
8,942	9,217	14,557	13,340	27,897	113,121
1,035	4,915	10,629	2,968	13,597	112,390
2,280	3,480	1,874	10,322	12,196	58,869
3,315	8,395	12,503	13,290	25,793	171,259
					3,650
					3,650
3,315	8,395	12,503	13,290	25,793	174,909
6,096	8,975	9,980	7,712	17,692	122,192
4,692	5,992	1,234	890	2,124	110,659
3,358	3,958	1,011	1,758	2,769	99,108
1,450	1,450		500	500	45,890
15,596	20,375	12,225	10,860	23,085	377,849
1,050	1,050				9,416
					7,456
174	174				7,806
					2,361
1,224	1,224				27,039
16,820	21,599	12,225	10,860	23,085	404,888

STATE COURT EXPENDITURES  
SUMMATION OF EXPENSES

PAGE 204

	<u>TOTAL</u> <u>PERSONNEL</u> <u>SERVICES</u>	<u>TOTAL</u> <u>SUPPLIES</u>	RENTALS	LODGING & MEALS FOR JURORS
<b>BROWN</b>				
BROWN CIRCUIT	119,081	1,800	900	800
TOTAL-COURTS OF RECORD:	119,081	1,800	900	800
GRAND TOTAL COUNTY:	119,081	1,800	900	800
<b>CARROLL</b>				
CARROLL CIRCUIT	131,327	4,288		762
TOTAL-COURTS OF RECORD:	131,327	4,288		762
DELPHI CITY	1,137	479		
BURLINGTON TOWN	2,400	240		
TOTAL-CITY AND TOWN:	3,537	719		
GRAND TOTAL COUNTY:	134,864	5,007		762
<b>CASS</b>				
CASS CIRCUIT	145,684	4,130	20	470
CASS SUPERIOR	130,909	4,486	2,772	467
CASS PUBLIC DEFENDER	61,920	567		
TOTAL-COURTS OF RECORD:	338,513	9,183	2,792	937
GRAND TOTAL COUNTY:	338,513	9,183	2,792	937
<b>CLARK</b>				
CLARK CIRCUIT	159,593	2,178	1,515	1,959
CLARK SUPERIOR 1	88,829	4,335	930	814
CLARK SUPERIOR 2	53,232	3,172	1,428	393
CLARK COUNTY	93,588	1,000		200
CLARK SUPERIOR 1 PROBATION	86,734	1,000	1,252	
TOTAL-COURTS OF RECORD:	481,976	11,685	5,125	3,366
CHARLESTOWN CITY	4,443	250		
JEFFERSONVILLE CITY	56,975	1,039	3,215	
CLARKSVILLE TOWN	46,924	450	219	
TOTAL-CITY AND TOWN:	108,342	1,739	3,434	
GRAND TOTAL COUNTY:	590,318	13,424	8,559	3,366
<b>CLAY</b>				
CLAY CIRCUIT	83,035	3,475	474	372
CLAY SUPERIOR	50,861	2,398		252
TOTAL-COURTS OF RECORD:	133,896	5,873	474	624
GRAND TOTAL COUNTY:	133,896	5,873	474	624
<b>CLINTON</b>				
CLINTON CIRCUIT	93,449	2,646		778
CLINTON COUNTY	70,486			330
TOTAL-COURTS OF RECORD:	163,935	2,646		1,108
FRANKFORT CITY	8,700			
TOTAL-CITY AND TOWN:	8,700			
GRAND TOTAL COUNTY:	172,635	2,646		1,108

COURT EXPENDITURES  
SUMMATION OF EXPENSES

PAGE 205

OTHER SERVICES & CHARGES	<u>TOTAL</u> <u>SERVICES</u>	LAW BOOKS	OTHER CAPITAL OUTLAYS	<u>TOTAL</u> <u>CAPITAL</u> <u>OUTLAYS</u>	<u>TOTAL</u> <u>EXPENDITURES</u>
4,890	6,590	3,000	4,731	7,731	135,202
4,890	6,590	3,000	4,731	7,731	135,202
4,890	6,590	3,000	4,731	7,731	135,202
5,397	6,159	15,632	4,014	19,646	161,420
5,397	6,159	15,632	4,014	19,646	161,420
					1,616
					2,640
					4,256
5,397	6,159	15,632	4,014	19,646	165,676
7,906	8,396	18,088	8,506	26,594	184,804
5,813	9,052	3,308	7,778	11,086	155,533
132	132				62,619
13,851	17,580	21,396	16,284	37,680	402,956
13,851	17,580	21,396	16,284	37,680	402,956
318	3,792	3,519	4,102	7,621	173,184
590	2,334		5,177	5,177	100,675
1,226	3,047	2,008		2,008	61,459
3,000	3,200	1,000	1,000	2,000	99,788
936	2,188				89,922
6,070	14,561	6,527	10,279	16,806	525,028
					4,693
1,709	4,924		300	300	63,238
3,223	3,442				50,816
4,932	8,366		300	300	118,747
11,002	22,927	6,527	10,579	17,106	643,775
3,848	4,694	4,980		4,980	96,184
2,896	3,148	844	1,745	2,589	58,996
6,744	7,842	5,824	1,745	7,569	155,180
6,744	7,842	5,824	1,745	7,569	155,180
5,540	6,318	11,148	242	11,390	113,803
2,886	3,216	1,468	1,193	2,661	76,363
8,426	9,534	12,616	1,435	14,051	190,166
44	44				8,744
44	44				8,744
8,470	9,578	12,616	1,435	14,051	198,910

STATE COURT EXPENDITURES  
SUMMATION OF EXPENSES

PAGE 206

	<u>TOTAL</u> <u>PERSONNEL</u> <u>SERVICES</u>	<u>TOTAL</u> <u>SUPPLIES</u>	RENTALS	LODGING & MEALS FOR JURORS
<b>CRAWFORD</b>				
CRAWFORD CIRCUIT	63,041	6,243	4,518	
CRAWFORD CIRCUIT PROBATION	13,000	1,005		
TOTAL-COURTS OF RECORD:	76,041	7,248	4,518	
GRAND TOTAL COUNTY:	76,041	7,248	4,518	
<b>DAVISS</b>				
DAVISS CIRCUIT	113,313	1,386		1,042
DAVISS COUNTY	63,004	923		
TOTAL-COURTS OF RECORD:	176,317	2,309		1,042
GRAND TOTAL COUNTY:	176,317	2,309		1,042
<b>DEARBORN</b>				
DEARBORN CIRCUIT	235,102	3,326		2,203
DEARBORN COUNTY	56,421	3,624		452
TOTAL-COURTS OF RECORD:	291,523	6,950		2,655
AURORA CITY	8,379	2,660		
LAWRENCEBURG CITY	21,901	5,427	1,200	
TOTAL-CITY AND TOWN:	30,280	8,087	1,200	
GRAND TOTAL COUNTY:	321,803	15,037	1,200	2,655
<b>DECATUR</b>				
DECATUR CIRCUIT	99,602	9,695		30
DECATUR COUNTY	49,577	2,133	908	26
TOTAL-COURTS OF RECORD:	149,179	11,828	908	56
GRAND TOTAL COUNTY:	149,179	11,828	908	56
<b>DEKALB</b>				
DEKALB CIRCUIT	59,367	1,633	2,185	42
DEKALB SUPERIOR	81,255	2,806	954	307
TOTAL-COURTS OF RECORD:	140,622	4,439	3,139	349
BUTLER CITY	1,500	200		
TOTAL-CITY AND TOWN:	1,500	200		
GRAND TOTAL COUNTY:	142,122	4,639	3,139	349
<b>DELAWARE</b>				
DELAWARE ALL COURTS	1,391,880	19,092	4,923	1,834
TOTAL-COURTS OF RECORD:	1,391,880	19,092	4,923	1,834
YORKTOWN TOWN	11,767	7,418		
TOTAL-CITY AND TOWN:	11,767	7,418		
GRAND TOTAL COUNTY:	1,403,647	26,510	4,923	1,834
<b>DUBOIS</b>				
DUBOIS CIRCUIT	91,003	1,950		196



COURT EXPENDITURES  
SUMMATION OF EXPENSES

PAGE 207

OTHER SERVICES & CHARGES	<u>TOTAL</u> <u>SERVICES</u>	LAW BOOKS	OTHER CAPITAL OUTLAYS	<u>TOTAL</u> <u>CAPITAL</u> <u>OUTLAYS</u>	<u>TOTAL</u> <u>EXPENDITURES</u>
2,575	7,093	5,482		5,482	81,859
2,775	2,775				16,780
5,350	9,868	5,482		5,482	98,639
5,350	9,868	5,482		5,482	98,639
2,268	3,310	5,046	2,810	7,856	125,865
1,502	1,502	537	632	1,169	66,598
3,770	4,812	5,583	3,442	9,025	192,463
3,770	4,812	5,583	3,442	9,025	192,463
1,533	3,736	16,483		16,483	258,647
1,598	2,050	1,164		1,164	63,259
3,131	5,786	17,647		17,647	321,906
110	110		236	236	11,385
1,213	2,413				29,741
1,323	2,523		236	236	41,126
4,454	8,309	17,647	236	17,883	363,032
4,408	4,438		3,820	3,820	117,555
1,875	2,809	279	485	764	55,283
6,283	7,247	279	4,305	4,584	172,838
6,283	7,247	279	4,305	4,584	172,838
2,868	5,095	14,435	9,432	23,867	89,962
4,502	5,763	566	1,920	2,486	92,310
7,370	10,858	15,001	11,352	26,353	182,272
					1,700
					1,700
7,370	10,858	15,001	11,352	26,353	183,972
47,187	53,944	22,472	3,486	25,958	1,490,874
47,187	53,944	22,472	3,486	25,958	1,490,874
198	198				19,383
198	198				19,383
47,385	54,142	22,472	3,486	25,958	1,510,257
3,475	3,671		7,082	7,082	103,706

STATE COURT EXPENDITURES  
SUMMATION OF EXPENSES

	<u>TOTAL</u> <u>PERSONNEL</u> <u>SERVICES</u>	<u>TOTAL</u> <u>SUPPLIES</u>	RENTALS	LODGING & MEALS FOR JURORS
DUBOIS SUPERIOR	62,149	3,956		141
TOTAL-COURTS OF RECORD:	153,152	5,906		337
GRAND TOTAL COUNTY:	153,152	5,906		337
ELKHART				
ELKHART CIRCUIT	232,829	2,793	3,617	1,261
ELKHART SUPERIOR 1	102,324	2,018		501
ELKHART SUPERIOR 2	109,752	3,155	3,487	450
ELKHART SUPERIOR 3	88,662	3,194	1,715	222
ELKHART COUNTY - ELKHART	88,360	5,200		500
ELKHART COUNTY - GOSHEN	103,313	3,850	1,700	300
TOTAL-COURTS OF RECORD:	725,240	20,210	10,519	3,234
ELKHART CITY	170,192	14,292	2,450	
GOSHEN CITY	62,460	8,081		
NAPPANEE CITY	8,700	150		
TOTAL-CITY AND TOWN:	241,352	22,523	2,450	
GRAND TOTAL COUNTY:	966,592	42,733	12,969	3,234
FAYETTE				
FAYETTE CIRCUIT	138,520	1,861		126
FAYETTE SUPERIOR	60,332	1,271	236	
TOTAL-COURTS OF RECORD:	198,852	3,132	236	126
GRAND TOTAL COUNTY:	198,852	3,132	236	126
FLOYD				
FLOYD CIRCUIT	131,224	6,000	3,000	
FLOYD SUPERIOR	138,234	3,997		
FLOYD COUNTY	84,886	2,029		
FLOYD CIRCUIT PROBATION	86,513	2,850		
TOTAL-COURTS OF RECORD:	440,857	14,876	3,000	
GRAND TOTAL COUNTY:	440,857	14,876	3,000	
FOUNTAIN				
FOUNTAIN CIRCUIT	99,675	1,480		1,400
TOTAL-COURTS OF RECORD:	99,675	1,480		1,400
ATTICA CITY	18,107	1,895		
TOTAL-CITY AND TOWN:	18,107	1,895		
GRAND TOTAL COUNTY:	117,782	3,375		1,400
FRANKLIN				
FRANKLIN CIRCUIT	59,801	2,446	1,385	425
TOTAL-COURTS OF RECORD:	59,801	2,446	1,385	425
GRAND TOTAL COUNTY:	59,801	2,446	1,385	425
FULTON				
FULTON CIRCUIT	105,275	2,282		402

COURT EXPENDITURES  
SUMMATION OF EXPENSES

PAGE 209

OTHER SERVICES & CHARGES	<u>TOTAL</u> <u>SERVICES</u>	LAW BOOKS	OTHER CAPITAL OUTLAYS	<u>TOTAL</u> <u>CAPITAL</u> <u>OUTLAYS</u>	<u>TOTAL</u> <u>EXPENDITURES</u>
4,170	4,311	2,440		2,440	72,856
7,645	7,982	2,440	7,082	9,522	176,562
7,645	7,982	2,440	7,082	9,522	176,562
9,993	14,871	13,953	13,872	27,825	278,318
7,300	7,801	16,176	25,870	42,046	154,189
11,815	15,752	1,530		1,530	130,189
3,272	5,209	2,295	4,367	6,662	103,727
9,740	10,240		15,500	15,500	119,300
6,835	8,835	1,000	450	1,450	117,448
48,955	62,708	34,954	60,059	95,013	903,171
6,135	8,585		5,639	5,639	198,708
4,216	4,216	472		472	75,229
1,055	1,055		2,350	2,350	12,255
11,406	13,856	472	7,989	8,461	286,192
60,361	76,564	35,426	68,048	103,474	1,189,363
2,535	2,661		6,000	6,000	149,042
1,120	1,356	938	3,747	4,685	67,644
3,655	4,017	938	9,747	10,685	216,686
3,655	4,017	938	9,747	10,685	216,686
2,555	5,555	9,000	8,635	17,635	160,414
5,079	5,079	2,688	1,368	4,056	151,366
820	820	598	2,682	3,280	91,015
2,980	2,980		350	350	92,693
11,434	14,434	12,286	13,035	25,321	495,488
11,434	14,434	12,286	13,035	25,321	495,488
4,200	5,600	12,500	600	13,100	119,855
4,200	5,600	12,500	600	13,100	119,855
					20,002
					20,002
4,200	5,600	12,500	600	13,100	139,857
4,911	6,721	3,620	6,874	10,494	79,462
4,911	6,721	3,620	6,874	10,494	79,462
4,911	6,721	3,620	6,874	10,494	79,462
5,269	5,671	10,000	2,769	12,769	125,997

STATE COURT EXPENDITURES  
SUMMATION OF EXPENSES

	<u>TOTAL</u> <u>PERSONNEL</u> <u>SERVICES</u>	<u>TOTAL</u> <u>SUPPLIES</u>	RENTALS	LODGING & MEALS FOR JURORS
FULTON COUNTY	46,408	2,125		500
TOTAL-COURTS OF RECORD:	151,683	4,407		902
GRAND TOTAL COUNTY:	151,683	4,407		902
GIBSON				
GIBSON CIRCUIT	116,719	2,041	3,091	1,302
GIBSON SUPERIOR	68,041			265
TOTAL-COURTS OF RECORD:	184,760	2,041	3,091	1,567
GRAND TOTAL COUNTY:	184,760	2,041	3,091	1,567
GRANT				
GRANT CIRCUIT	83,197	1,798		526
GRANT SUPERIOR 1	97,116	600		458
GRANT SUPERIOR 2	105,892	1,750		763
GRANT COUNTY	122,205	3,000	1,200	200
GRANT PROBATION	159,061	3,193	10,889	
TOTAL-COURTS OF RECORD:	567,471	10,341	12,089	1,947
GAS CITY-CITY	16,300	1,986		
MARION CITY	29,844	1,388	305	
TOTAL-CITY AND TOWN:	46,144	3,374	305	
GRAND TOTAL COUNTY:	613,615	13,715	12,394	1,947
GREENE				
GREENE CIRCUIT	91,882	2,519		359
GREENE COUNTY	56,639	796		363
TOTAL-COURTS OF RECORD:	148,521	3,315		722
GRAND TOTAL COUNTY:	148,521	3,315		722
HAMILTON				
HAMILTON CIRCUIT	191,361	5,953		3,284
HAMILTON SUPERIOR 1	159,724	1,935		3,220
HAMILTON SUPERIOR 2	157,532	4,566	15,322	2,381
HAMILTON COUNTY	213,393	4,500	7,355	1,500
HAMILTON PROBATION	157,269	3,000		
TOTAL-COURTS OF RECORD:	879,279	19,954	22,677	10,385
CARMEL CITY	37,267	1,873		
NOBLESVILLE CITY	27,210	2,905		
TOTAL-CITY AND TOWN:	64,477	4,778		
GRAND TOTAL COUNTY:	943,756	24,732	22,677	10,385
HANCOCK				
HANCOCK CIRCUIT	104,148	2,368		1,544
HANCOCK SUPERIOR	145,026	2,397		1,113
HANCOCK COUNTY - NOT REPORTING				
TOTAL-COURTS OF RECORD:	249,174	4,765		2,657
GRAND TOTAL COUNTY:	249,174	4,765		2,657

COURT EXPENDITURES  
SUMMATION OF EXPENSES

PAGE 211

OTHER SERVICES & CHARGES	<u>TOTAL</u> <u>SERVICES</u>	LAW BOOKS	OTHER CAPITAL OUTLAYS	<u>TOTAL</u> <u>CAPITAL</u> <u>OUTLAYS</u>	<u>TOTAL</u> <u>EXPENDITURES</u>
4,450	4,950				53,483
9,719	10,621	10,000	2,769	12,769	179,480
9,719	10,621	10,000	2,769	12,769	179,480
5,848	10,241	9,849	2,063	11,912	140,913
6,066	6,331	645	724	1,369	75,741
11,914	16,572	10,494	2,787	13,281	216,654
11,914	16,572	10,494	2,787	13,281	216,654
3,400	3,926	11,923		11,923	100,844
1,761	2,219	1,882		1,882	101,817
20,298	21,061	2,139	500	2,639	131,342
9,100	10,500		1,200	1,200	136,905
24,645	35,534		327	327	198,115
59,204	73,240	15,944	2,027	17,971	669,023
					18,286
907	1,212		2,905	2,905	35,349
907	1,212		2,905	2,905	53,635
60,111	74,452	15,944	4,932	20,876	722,658
5,717	6,076	6,232	2,613	8,845	109,322
2,131	2,494	766		766	60,695
7,848	8,570	6,998	2,613	9,611	170,017
7,848	8,570	6,998	2,613	9,611	170,017
8,213	11,497	1,957	13,599	15,556	224,367
18,507	21,727	14,192	5,254	19,446	202,832
3,611	21,314	2,053	3,894	5,947	189,359
1,220	10,075	2,040	25,300	27,340	255,308
6,850	6,850	2,000	7,000	9,000	176,119
38,401	71,463	22,242	55,047	77,289	1,047,985
1,237	1,237	51	589	640	41,017
1,225	1,225				31,340
2,462	2,462	51	589	640	72,357
40,863	73,925	22,293	55,636	77,929	1,120,342
4,989	6,533	8,770	1,606	10,376	123,425
5,003	6,116	187	9,363	9,550	163,089
9,992	12,649	8,957	10,969	19,926	286,514
9,992	12,649	8,957	10,969	19,926	286,514

STATE COURT EXPENDITURES  
SUMMATION OF EXPENSES

PAGE 212

	<u>TOTAL</u> <u>PERSONNEL</u> <u>SERVICES</u>	<u>TOTAL</u> <u>SUPPLIES</u>	RENTALS	LODGING & MEALS FOR JURORS
<b>HARRISON</b>				
HARRISON CIRCUIT	113,597	1,819		881
HARRISON COUNTY	68,840			376
TOTAL-COURTS OF RECORD:	182,437	1,819		1,257
GRAND TOTAL COUNTY:	182,437	1,819		1,257
<b>HENDRICKS</b>				
HENDRICKS CIRCUIT	158,328	5,956	969	4,727
HENDRICKS SUPERIOR 1	90,496			256
HENDRICKS SUPERIOR 2	135,555	3,437		5,499
TOTAL-COURTS OF RECORD:	384,379	9,393	969	10,482
GRAND TOTAL COUNTY:	384,379	9,393	969	10,482
<b>HENRY</b>				
HENRY CIRCUIT	168,807	2,925	2,041	493
HENRY SUPERIOR	57,527	2,564		73
HENRY COUNTY	48,500	4,000		150
HENRY CIR & SUP PROBATION	66,073	2,915		
TOTAL-COURTS OF RECORD:	340,907	12,404	2,041	716
KNIGHTSTOWN TOWN	14,300	3,500		
TOTAL-CITY AND TOWN:	14,300	3,500		
GRAND TOTAL COUNTY:	355,207	15,904	2,041	716
<b>HOWARD</b>				
HOWARD CIRCUIT	265,926	3,372		1,150
HOWARD SUPERIOR 1	61,414	2,115	1,174	189
HOWARD SUPERIOR 2	40,369	789		
HOWARD COUNTY	68,940	4,700	900	100
HOWARD PUBLIC DEFENDER	91,074	300		
TOTAL-COURTS OF RECORD:	527,723	11,276	2,074	1,439
GRAND TOTAL COUNTY:	527,723	11,276	2,074	1,439
<b>HUNTINGTON</b>				
HUNTINGTON CIRCUIT	89,886	3,387	1,514	289
HUNTINGTON COUNTY	76,338	1,863	502	452
TOTAL-COURTS OF RECORD:	166,224	5,250	2,016	741
ROANOKE TOWN	10,350	2,418		
TOTAL-CITY AND TOWN:	10,350	2,418		
GRAND TOTAL COUNTY:	176,574	7,668	2,016	741
<b>JACKSON</b>				
JACKSON CIRCUIT	92,407	3,757	645	626
JACKSON COUNTY	50,863	3,851	2,278	56
JACKSON CIRCUIT PROBATION	43,688	500	450	
TOTAL-COURTS OF RECORD:	186,958	8,108	3,373	682
GRAND TOTAL COUNTY:	186,958	8,108	3,373	682

COURT EXPENDITURES  
SUMMATION OF EXPENSES

PAGE 213

OTHER SERVICES & CHARGES	<u>TOTAL</u> <u>SERVICES</u>	LAW BOOKS	OTHER CAPITAL OUTLAYS	<u>TOTAL</u> <u>CAPITAL</u> <u>OUTLAYS</u>	<u>TOTAL</u> <u>EXPENDITURES</u>
3,834	4,715	4,424		4,424	124,555
9,371	9,747	996	815	1,811	80,398
13,205	14,462	5,420	815	6,235	204,953
13,205	14,462	5,420	815	6,235	204,953
1,449	7,145	12,852	2,079	14,931	186,360
2,664	2,920	1,585	5,300	6,885	100,301
2,857	8,356	3,428	8,395	11,823	159,171
6,970	18,421	17,865	15,774	33,639	445,832
6,970	18,421	17,865	15,774	33,639	445,832
3,220	5,754	9,634	4,973	14,607	192,093
1,517	1,590	1,369	1,116	2,485	64,166
2,050	2,200				54,700
3,257	3,257		245	245	72,490
10,044	12,801	11,003	6,334	17,337	383,449
					17,800
					17,800
10,044	12,801	11,003	6,334	17,337	401,249
10,908	12,058	432	1,298	1,730	283,086
1,085	2,448	19,763		19,763	85,740
1,096	1,096	849		849	43,103
1,800	2,800	1,200		1,200	77,640
400	400				91,774
15,289	18,802	22,244	1,298	23,542	581,343
15,289	18,802	22,244	1,298	23,542	581,343
19,419	21,222	14,324	2,613	16,937	131,432
5,880	6,834	1,267	260	1,527	86,562
25,299	28,056	15,591	2,873	18,464	217,994
					12,768
					12,768
25,299	28,056	15,591	2,873	18,464	230,762
5,832	7,103	12,280	3,013	15,293	118,560
2,450	4,784	1,427	200	1,627	61,125
3,300	3,750	400		400	48,338
11,582	15,637	14,107	3,213	17,320	228,023
11,582	15,637	14,107	3,213	17,320	228,023

STATE COURT EXPENDITURES  
SUMMATION OF EXPENSES

PAGE 214

	<u>TOTAL</u> <u>PERSONNEL</u> <u>SERVICES</u>	<u>TOTAL</u> <u>SUPPLIES</u>	RENTALS	LODGING & MEALS FOR JURORS
<b>JASPER</b>				
JASPER CIRCUIT	157,407	5,082	4,054	2,656
JASPER SUPERIOR	100,839	5,325	4,756	1,258
TOTAL-COURTS OF RECORD:	258,246	10,407	8,810	3,914
DEMOTTE TOWN	4,000			
WHEATFIELD TOWN	500			
TOTAL-CITY AND TOWN:	4,500			
GRAND TOTAL COUNTY:	262,746	10,407	8,810	3,914
<b>JAY</b>				
JAY CIRCUIT	144,665	4,154		
JAY COUNTY	77,320	1,081	87	23
TOTAL-COURTS OF RECORD:	221,985	5,235	87	23
DUNKIRK CITY	1,880	96		
PORTLAND CITY	9,415	709		
TOTAL-CITY AND TOWN:	11,295	805		
GRAND TOTAL COUNTY:	233,280	6,040	87	23
<b>JEFFERSON</b>				
JEFFERSON CIRCUIT	145,098	2,342	3,050	726
JEFFERSON COUNTY	70,209	1,980		687
TOTAL-COURTS OF RECORD:	215,307	4,322	3,050	1,413
GRAND TOTAL COUNTY:	215,307	4,322	3,050	1,413
<b>JENNINGS</b>				
JENNINGS CIRCUIT	120,934	2,800		1,891
TOTAL-COURTS OF RECORD:	120,934	2,800		1,891
NORTH VERNON - NOT REPORTING				
TOTAL-CITY AND TOWN:				
GRAND TOTAL COUNTY:	120,934	2,800		1,891
<b>JOHNSON</b>				
JOHNSON CIRCUIT	353,813	7,039		819
JOHNSON SUPERIOR 1	122,789	2,442	1,621	395
JOHNSON SUPERIOR 2	128,080	4,910		360
TOTAL-COURTS OF RECORD:	604,682	14,391	1,621	1,574
FRANKLIN CITY	33,232	730		
GREENWOOD CITY	27,906	1,200		
NEW WHITELAND TOWN	17,033	2,510		
TOTAL-CITY AND TOWN:	78,171	4,440		
GRAND TOTAL COUNTY:	682,853	18,831	1,621	1,574
<b>KNOX</b>				
KNOX CIRCUIT	83,705	1,550	1,200	378
KNOX SUPERIOR	150,389	1,947	1,702	788



COURT EXPENDITURES  
SUMMATION OF EXPENSES

PAGE 215

OTHER SERVICES & CHARGES	<u>TOTAL</u> <u>SERVICES</u>	LAW BOOKS	OTHER CAPITAL OUTLAYS	<u>TOTAL</u> <u>CAPITAL</u> <u>OUTLAYS</u>	<u>TOTAL</u> <u>EXPENDITURES</u>
1,480	8,190	21,767	725	22,492	193,171
2,588	8,602	8,553	1,150	9,703	124,469
4,068	16,792	30,320	1,875	32,195	317,640
280	280				4,280
					500
280	280				4,780
4,348	17,072	30,320	1,875	32,195	322,420
11,491	11,491	8,539		8,539	168,849
6,046	6,156	864	4,924	5,788	90,345
17,537	17,647	9,403	4,924	14,327	259,194
					1,976
310	310				10,434
310	310				12,410
17,847	17,957	9,403	4,924	14,327	271,604
4,223	7,999	7,867		7,867	163,306
3,848	4,535	854		854	77,578
8,071	12,534	8,721		8,721	240,884
8,071	12,534	8,721		8,721	240,884
6,939	8,830	1,963	2,499	4,462	137,026
6,939	8,830	1,963	2,499	4,462	137,026
6,939	8,830	1,963	2,499	4,462	137,026
80,566	81,385	13,423	12,632	26,055	468,292
2,489	4,505	2,659		2,659	132,395
6,360	6,720	560	140	700	140,410
89,415	92,610	16,642	12,772	29,414	741,097
7,487	7,487	440		440	41,889
355	355	1,500		1,500	30,961
103	103		206	206	19,852
7,945	7,945	1,940	206	2,146	92,702
97,360	100,555	18,582	12,978	31,560	833,799
1,893	3,471	7,500	900	8,400	97,126
7,597	10,087	6,539	3,660	10,199	172,622

STATE COURT EXPENDITURES  
SUMMATION OF EXPENSES

PAGE 216

	<u>TOTAL</u> <u>PERSONNEL</u> <u>SERVICES</u>	<u>TOTAL</u> <u>SUPPLIES</u>	RENTALS	LODGING & MEALS FOR JURORS
KNOX COUNTY	65,580	1,380	893	113
TOTAL-COURTS OF RECORD:	299,674	4,877	3,795	1,279
BICKNELL CITY	3,650	383		
TOTAL-CITY AND TOWN:	3,650	383		
GRAND TOTAL COUNTY:	303,324	5,260	3,795	1,279
KOSCIUSKO				
KOSCIUSKO ALL COURTS	330,878	3,542		
TOTAL-COURTS OF RECORD:	330,878	3,542		
GRAND TOTAL COUNTY:	330,878	3,542		
LAGRANGE				
LAGRANGE CIRCUIT	90,391	7,151	50	499
LAGRANGE COUNTY	43,065	1,300		
TOTAL-COURTS OF RECORD:	133,456	8,451	50	499
GRAND TOTAL COUNTY:	133,456	8,451	50	499
LAKE				
LAKE CIRCUIT	158,386	1,475	1,008	438
LAKE SUPERIOR CIVIL 1-5	996,526	9,456		82
LAKE SUPERIOR TITLE IV D DIV	42,371	883		
LAKE SUP. JUVENILE	1,110,122	8,867	5,439	
LAKE SUPERIOR CRIM 1-4	1,630,309	23,934	7,499	33,200
LAKE COUNTY 1	440,165	5,500	2,100	800
LAKE COUNTY 2	390,981	3,100		423
LAKE COUNTY 3	370,927	4,612	600	590
TOTAL-COURTS OF RECORD:	5,139,787	57,827	16,646	35,533
CROWN POINT CITY	32,319	1,700	1,100	1,000
EAST CHICAGO CITY	340,195	5,300		
GARY CITY	238,203	2,500		
HAMMOND CITY	239,221	7,900		4,800
HOBART CITY	35,550	400		
LAKE STATION CITY	18,791	1,029		
WHITING CITY	23,339	3,000		
TOTAL-CITY AND TOWN:	927,618	21,829	1,100	5,800
GRAND TOTAL COUNTY:	6,067,405	79,656	17,746	41,333
LAPORTE				
LAPORTE CIRCUIT	263,087	4,111	8,818	100
LAPORTE SUPERIOR 1	168,503	1,236		609
LAPORTE SUPERIOR 2	175,464	3,54		
LAPORTE SUPERIOR 3	156,222			540
LAPORTE SUPERIOR 4	151,046	2,752		
TOTAL-COURTS OF RECORD:	914,322	11,443	8,818	1,249
GRAND TOTAL COUNTY:	914,322	11,443	8,818	1,249
LAWRENCE				
LAWRENCE CIRCUIT	227,492	6,890		446

COURT EXPENDITURES  
SUMMATION OF EXPENSES

PAGE 217

OTHER SERVICES & CHARGES	<u>TOTAL</u> <u>SERVICES</u>	LAW BOOKS	OTHER CAPITAL OUTLAYS	<u>TOTAL</u> <u>CAPITAL</u> <u>OUTLAYS</u>	<u>TOTAL</u> <u>EXPENDITURES</u>
4,713	5,719	1,382	921	2,303	74,982
14,203	19,277	15,421	5,481	20,902	344,730
587	587				4,620
587	587				4,620
14,790	19,864	15,421	5,481	20,902	349,350
12,084	12,084	19,939	2,968	22,907	369,411
12,084	12,084	19,939	2,968	22,907	369,411
12,084	12,084	19,939	2,968	22,907	369,411
18,254	18,803	30,542	5,422	35,964	152,309
2,637	2,637	1,313		1,313	48,315
20,891	21,440	31,855	5,422	37,277	200,624
20,891	21,440	31,855	5,422	37,277	200,624
9,916	11,362				171,223
31,279	31,361	59,940	1,880	61,820	1,099,163
1,018	1,018		3,605	3,605	47,877
31,515	36,954		3,967	3,967	1,159,910
60,586	101,285				1,755,528
6,900	9,800				455,465
12,501	12,924				407,005
3,407	4,597				380,136
157,122	209,301	59,940	9,452	69,392	5,476,307
2,490	4,590				38,609
10,150	10,150		4,500	4,500	360,145
10,876	10,876				251,579
12,400	17,200		2,000	2,000	266,321
2,725	2,725				38,675
225	225				20,045
6,100	6,100		2,000	2,000	34,439
44,966	51,866		8,500	8,500	1,009,813
202,088	261,167	59,940	17,952	77,892	6,486,120
47,213	56,131	17,044	10,528	27,572	350,901
6,201	6,810	5,332		5,332	181,881
12,750	12,750	1,595	5,522	7,117	198,675
7,747	8,287	1,876	1,495	3,371	167,880
8,191	8,191	1,843		1,843	163,832
82,102	92,169	27,690	17,545	45,235	1,063,169
82,102	92,169	27,690	17,545	45,235	1,063,169
54,348	54,794	7,322	966	8,288	297,464

STATE COURT EXPENDITURES  
SUMMATION OF EXPENSES

PAGE 218

	<u>TOTAL</u> <u>PERSONNEL</u> <u>SERVICES</u>	<u>TOTAL</u> <u>SUPPLIES</u>	RENTALS	LODGING & MEALS FOR JURORS
LAWRENCE SUPERIOR	64,632	3,540		894
LAWRENCE COUNTY	90,138	6,500		300
TOTAL-COURTS OF RECORD:	382,262	16,930		1,640
GRAND TOTAL COUNTY:	382,262	16,930		1,640
MADISON				
MADISON CIRCUIT	225,105	5,000		5,710
MADISON SUPERIOR & COUNTY	1,855,515	102,228	22,744	2,133
TOTAL-COURTS OF RECORD:	2,080,620	107,228	22,744	7,843
ALEXANDRIA CITY	7,797	750		
ANDERSON CITY	136,597	4,364		108
ELWOOD CITY - NOT REPORTING				
EDGEWOOD TOWN	20,656	1,733		
TOTAL-CITY AND TOWN:	165,050	6,847		108
GRAND TOTAL COUNTY:	2,245,670	114,075	22,744	7,951
MARION				
MARION CIRCUIT	198,450	1,388	50,016	
MARION SUP., CIVIL 1	116,182	1,611		
MARION SUP., CIVIL 2	114,813	3,000	59,224	
MARION SUP., CIVIL 3	114,997	4,300	58,691	
MARION SUP., CIVIL 4	119,125	1,249	50,016	
MARION SUP., CIVIL 5	123,168	2,500	53,116	
MARION SUP., CIVIL 6	119,219	1,939	50,896	
MARION SUP., CIVIL 7	111,167	2,575	50,016	
MARION SUP., JUV. DIV.	2,272,290	40,036		145
MARION SUP., PROBATE	311,694	3,487	86,772	
MARION SUP., CRIM. 1	283,067	2,359		464
MARION SUP., CRIM. 2	253,204	4,542	56,399	
MARION SUP., CRIM. 3	251,915	5,366	60,039	
MARION SUP., CRIM. 4	252,087	2,991		
MARION SUP., CRIM. 5	177,536	6,217	1,367	
MARION SUP., CRIM. 6	260,085	4,875	1,912	
MARION MUNICIPAL COURTS	4,092,204	112,179	751,210	
MARION CRIMINAL PROBATION	799,085	6,174	4,100	5,412
MARION ALL COURT SERVICES	716,429	1,254	3,366	100,402
TOTAL-COURTS OF RECORD:	10,686,717	208,042	1,337,140	106,423
CENTER TOWNSHIP	84,507	3,493	17,786	
DECATUR TOWNSHIP	78,600	2,500	360	
LAWRENCE TOWNSHIP	58,537	8,061	1,035	
PERRY TOWNSHIP	78,222	12,183	7,600	
PIKE TOWNSHIP	120,229	3,200	1,666	
WARREN TOWNSHIP	156,003	80,301		
WASHINGTON TOWNSHIP	100,346	12,559	16,654	
WAYNE TOWNSHIP	69,594	9,500	2,600	
TOTAL-SMALL CLAIMS:	746,038	131,797	47,701	
GRAND TOTAL COUNTY:	11,432,755	339,839	1,384,841	106,423
MARSHALL				
MARSHALL CIRCUIT	96,593	2,420		

COURT EXPENDITURES  
SUMMATION OF EXPENSES

OTHER SERVICES & CHARGES	<u>TOTAL</u> <u>SERVICES</u>	LAW BOOKS	OTHER CAPITAL OUTLAYS	<u>TOTAL</u> <u>CAPITAL</u> <u>OUTLAYS</u>	<u>TOTAL</u> <u>EXPENDITURES</u>
7,322	8,216	2,503		2,503	78,891
9,550	9,850	1,800		1,800	108,288
71,220	72,860	11,625	966	12,591	484,643
71,220	72,860	11,625	966	12,591	484,643
38,769	44,479	16,000		16,000	290,584
295,523	320,150	5,241	31,266	36,507	2,314,650
334,292	364,879	21,241	31,266	52,507	2,605,234
160	160		400	400	9,107
9,034	9,142	4,556	31,847	36,403	186,506
2,970	2,970				25,359
12,164	12,272	4,556	32,247	36,803	220,972
346,456	377,151	25,797	63,513	89,310	2,826,206
6,424	56,440		1,062	1,062	257,340
4,485	4,485	2,932	52,723	55,655	177,933
9,708	68,932		2,500	2,500	189,245
	58,691		3,141	3,141	181,129
9,931	59,947		2,490	2,490	182,811
9,616	62,732		1,395	1,395	189,795
9,202	60,098				181,256
8,344	58,360		924	924	173,026
738,818	738,963		19,096	19,096	3,070,385
12,031	98,803		1,810	1,810	415,794
5,629	6,093		52,597	52,597	344,116
12,731	69,130		11,021	11,021	337,897
6,510	66,549		2,524	2,524	326,354
7,926	7,926		54,229	54,229	317,233
8,227	9,594		2,765	2,765	196,112
68,582	70,494		458	458	335,912
519,034	1,270,244	2,025	22,744	24,769	5,499,396
25,018	34,530		8,544	8,544	848,333
25,051	128,819		1,725	1,725	848,227
1,487,267	2,930,830	4,957	241,748	246,705	14,072,294
8,250	26,036	759		759	114,795
31,050	31,410		2,750	2,750	115,260
12,441	13,476	76	5,518	5,594	85,668
12,500	20,100				110,505
49,201	50,867	3,960	1,148	5,108	179,404
475	475				236,779
15,219	31,873	707	1,304	2,011	146,789
16,150	18,750		3,500	3,500	101,344
145,286	192,987	5,502	14,220	19,722	1,090,544
1,632,553	3,123,817	10,459	255,968	266,427	15,162,838
6,708	6,708	3,961	2,612	6,573	112,294

STATE COURT EXPENDITURES  
SUMMATION OF EXPENSES

PAGE 220

	<u>TOTAL</u> <u>PERSONNEL</u> <u>SERVICES</u>	<u>TOTAL</u> <u>SUPPLIES</u>	RENTALS	LODGING & MEALS FOR JURORS
MARSHALL SUPERIOR	102,609	2,269		
MARSHALL COUNTY	104,708	5,962	1,755	
MARSHALL PROBATION	111,925	4,841		
TOTAL-COURTS OF RECORD:	415,835	15,492	1,755	
ARGOS TOWN	12,611	643		
TOTAL-CITY AND TOWN:	12,611	643		
GRAND TOTAL COUNTY:	428,446	16,135	1,755	
MARTIN				
MARTIN CIRCUIT	50,335	536		526
TOTAL-COURTS OF RECORD:	50,335	536		526
LOOGOOTEE CITY-ABOLISHED				
TOTAL-CITY AND TOWN:				
GRAND TOTAL COUNTY:	50,335	536		526
MIAMI				
MIAMI CIRCUIT	81,106	1,884		935
MIAMI SUPERIOR	50,299			700
MIAMI PROBATION	64,428	993		
TOTAL-COURTS OF RECORD:	195,833	2,877		1,635
PERU CITY	8,341	363		
BUNKER HILL TOWN	7,200	1,404	1,200	
TOTAL-CITY AND TOWN:	15,541	1,767	1,200	
GRAND TOTAL COUNTY:	211,374	4,644	1,200	1,635
MONROE				
MONROE ALL COURTS	856,985	21,805	11,256	1,793
MONROE PUBLIC DEFENDER	160,934	4,320		
TOTAL-COURTS OF RECORD:	1,017,919	26,125	11,256	1,793
GRAND TOTAL COUNTY:	1,017,919	26,125	11,256	1,793
MONTGOMERY				
MONTGOMERY CIRCUIT	150,200	1,800		500
MONTGOMERY COUNTY	33,150	1,302		163
MONTGOMERY PROBATION	54,280	932		62
TOTAL-COURTS OF RECORD:	237,630	4,034		725
CRAWFORDSVILLE CITY	8,205	1,395		
TOTAL-CITY AND TOWN:	8,205	1,395		
GRAND TOTAL COUNTY:	245,835	5,429		725
MORGAN				
MORGAN CIRCUIT	125,856	3,159		4,413
MORGAN SUPERIOR	126,505	2,587		4,495
MORGAN COUNTY	82,914	3,652		1,065
TOTAL-COURTS OF RECORD:	335,275	9,398		9,973
MARTINSVILLE CITY	16,350			

COURT EXPENDITURES  
SUMMATION OF EXPENSES

PAGE 221

OTHER SERVICES & CHARGES	<u>TOTAL</u> <u>SERVICES</u>	LAW BOOKS	OTHER CAPITAL OUTLAYS	<u>TOTAL</u> <u>CAPITAL</u> <u>OUTLAYS</u>	<u>TOTAL</u> <u>EXPENDITURES</u>
6,798	6,798	3,310	792	4,102	115,778
12,270	14,025	3,624	12,204	15,828	140,523
6,793	6,793	1,864	3,338	5,202	128,761
32,569	34,324	12,759	18,946	31,705	497,356
897	897				14,151
897	897				14,151
33,466	35,221	12,759	18,946	31,705	511,507
3,822	4,348	1,998	169	2,167	57,386
3,822	4,348	1,998	169	2,167	57,386
3,822	4,348	1,998	169	2,167	57,386
1,372	2,307		11,958	11,958	97,255
558	1,258				51,557
1,981	1,981				67,402
3,911	5,546		11,958	11,958	216,214
					8,704
1,106	2,306				10,910
1,106	2,306				19,614
5,017	7,852		11,958	11,958	235,828
59,971	73,020	12,744	3,396	16,140	967,950
15,868	15,868		4	4	181,126
75,839	88,888	12,744	3,400	16,144	1,149,076
75,839	88,888	12,744	3,400	16,144	1,149,076
3,800	4,300	19,000	9,000	28,000	184,300
4,987	5,150	7,000	1,769	8,769	48,371
3,562	3,624		2,604	2,604	61,440
12,349	13,074	26,000	13,373	39,373	294,111
					9,600
					9,600
12,349	13,074	26,000	13,373	39,373	303,711
6,023	10,436	9,644	58,226	67,870	207,321
2,353	6,848	822	998	1,820	137,760
7,864	8,929	1,686	1,394	3,080	98,575
16,240	26,213	12,152	60,618	72,770	443,656
1,550	1,550				17,900

STATE COURT EXPENDITURES  
SUMMATION OF EXPENSES

PAGE 222

	<u>TOTAL PERSONNEL SERVICES</u>	<u>TOTAL SUPPLIES</u>	RENTALS	LODGING & MEALS FOR JURORS
MOORESVILLE TOWN	58,915	5,200		
TOTAL-CITY AND TOWN:	75,265	5,200		
GRAND TOTAL COUNTY:	410,540	14,598		9,973
NEWTON				
NEWTON CIRCUIT	71,667	9,400	50	
NEWTON SUPERIOR	128,943	3,903	58	
NEWTON PROBATION STAFF	1,138	550		
TOTAL-COURTS OF RECORD:	201,748	13,853	108	
GRAND TOTAL COUNTY:	201,748	13,853	108	
NOBLE				
NOBLE CIRCUIT	138,563	3,891	2,171	1,531
NOBLE SUPERIOR	97,684	1,921	841	1,094
NOBLE COUNTY	80,570	1,170		98
TOTAL-COURTS OF RECORD:	316,817	6,982	3,012	2,723
CROMWELL TOWN	6,160			
TOTAL-CITY AND TOWN:	6,160			
GRAND TOTAL COUNTY:	322,977	6,982	3,012	2,723
OHIO				
OHIO CIRCUIT	8,612	139		
OHIO SUPERIOR	19,888	675		26
TOTAL-COURTS OF RECORD:	28,500	814		26
GRAND TOTAL COUNTY:	28,500	814		26
ORANGE				
ORANGE CIRCUIT	51,562	1,646		186
ORANGE COUNTY	26,895	1,244		
TOTAL-COURTS OF RECORD:	78,457	2,890		186
GRAND TOTAL COUNTY:	78,457	2,890		186
OWEN				
OWEN CIRCUIT	120,027	6,220	51	863
TOTAL-COURTS OF RECORD:	120,027	6,220	51	863
GRAND TOTAL COUNTY:	120,027	6,220	51	863
PARKE				
PARKE CIRCUIT	95,639	2,550	1,453	1,877
TOTAL-COURTS OF RECORD:	95,639	2,550	1,453	1,877
GRAND TOTAL COUNTY:	95,639	2,550	1,453	1,877
PERRY				
PERRY CIRCUIT	98,000	1,855		482



COURT EXPENDITURES  
SUMMATION OF EXPENSES

OTHER SERVICES & CHARGES	<u>TOTAL</u> <u>SERVICES</u>	LAW BOOKS	OTHER CAPITAL OUTLAYS	<u>TOTAL</u> <u>CAPITAL</u> <u>OUTLAYS</u>	<u>TOTAL</u> <u>EXPENDITURES</u>
3,050	3,050				67,165
4,600	4,600				85,065
20,840	30,813	12,152	60,618	72,770	528,721
5,800	5,850		9,000	9,000	95,917
3,808	3,866		120	120	136,832
350	350		1,254	1,254	3,292
9,958	10,066		10,374	10,374	236,041
9,958	10,066		10,374	10,374	236,041
15,573	19,275	8,592	400	8,992	170,721
1,829	3,764		1,048	1,048	104,417
6,150	6,248		1,735	1,735	89,723
23,552	29,287	8,592	3,183	11,775	364,861
910	910				7,070
910	910				7,070
24,462	30,197	8,592	3,183	11,775	371,931
		2,454	2,364	4,818	13,569
1,736	1,762	2,060	20	2,080	24,405
1,736	1,762	4,514	2,384	6,898	37,974
1,736	1,762	4,514	2,384	6,898	37,974
932	1,118	7,964	257	8,221	62,547
1,669	1,669	891	2,257	3,148	32,956
2,601	2,787	8,855	2,514	11,369	95,503
2,601	2,787	8,855	2,514	11,369	95,503
9,218	10,132	9,350	3,560	12,910	149,289
9,218	10,132	9,350	3,560	12,910	149,289
9,218	10,132	9,350	3,560	12,910	149,289
5,822	9,152		982	982	108,323
5,822	9,152		982	982	108,323
5,822	9,152		982	982	108,323
5,885	6,367	6,975	1,327	8,302	114,524

STATE COURT EXPENDITURES  
SUMMATION OF EXPENSES

PAGE 224

	<u>TOTAL</u> <u>PERSONNEL</u> <u>SERVICES</u>	<u>TOTAL</u> <u>SUPPLIES</u>	RENTALS	LOGGING & MEALS FOR JURORS
<b>TOTAL-COURTS OF RECORD:</b>	98,000	1,855		482
CANNELTON CITY	1,400			
TELL CITY - CITY	4,800	929		
<b>TOTAL-CITY AND TOWN:</b>	6,200	929		
<b>GRAND TOTAL COUNTY:</b>	104,200	2,784		482
<b>PIKE</b>				
PIKE CIRCUIT	101,251	1,150	1,950	2,000
<b>TOTAL-COURTS OF RECORD:</b>	101,251	1,150	1,950	2,000
<b>GRAND TOTAL COUNTY:</b>	101,251	1,150	1,950	2,000
<b>PORTER</b>				
PORTER CIRCUIT	335,759	3,490		985
PORTER SUPERIOR 1	170,740	1,613		3,789
PORTER SUPERIOR 2	398,840	3,890	222	2,975
PORTER SUPERIOR 3	43,545	1,942		3,599
PORTER COUNTY 1	42,550	1,744		
<b>TOTAL-COURTS OF RECORD:</b>	991,434	12,679	222	11,348
CHESTERTON TOWN	14,395	254		
<b>TOTAL-CITY AND TOWN:</b>	14,395	254		
<b>GRAND TOTAL COUNTY:</b>	1,005,829	12,933	222	11,348
<b>POSEY</b>				
POSEY CIRCUIT	119,424	2,894	572	
POSEY COUNTY	64,939	1,574	7,591	268
<b>TOTAL-COURTS OF RECORD:</b>	184,363	4,468	8,163	268
<b>GRAND TOTAL COUNTY:</b>	184,363	4,468	8,163	268
<b>PULASKI</b>				
PULASKI CIRCUIT	93,435	2,770	1,126	
PULASKI COUNTY	67,076	1,114		53
<b>TOTAL-COURTS OF RECORD:</b>	160,511	3,884	1,126	53
<b>GRAND TOTAL COUNTY:</b>	160,511	3,884	1,126	53
<b>PUTNAM</b>				
PUTNAM CIRCUIT	92,800	4,349	1,720	325
PUTNAM COUNTY	59,485	8,902	1,458	58
<b>TOTAL-COURTS OF RECORD:</b>	152,285	13,251	3,178	383
<b>GRAND TOTAL COUNTY:</b>	152,285	13,251	3,178	383
<b>RANDOLPH</b>				
RANDOLPH CIRCUIT	106,697	1,806		95
RANDOLPH COUNTY	40,661	1,200		
<b>TOTAL-COURTS OF RECORD:</b>	147,358	3,006		95
WINCHESTER CITY	5,380			

COURT EXPENDITURES  
SUMMATION OF EXPENSES

OTHER SERVICES & CHARGES	<u>TOTAL</u> <u>SERVICES</u>	LAW BOOKS	OTHER CAPITAL OUTLAYS	<u>TOTAL</u> <u>CAPITAL</u> <u>OUTLAYS</u>	<u>TOTAL</u> <u>EXPENDITURES</u>
5,885	6,367	6,975	1,327	8,302	114,524
72	72				1,472
30	30				5,759
102	102				7,231
5,987	6,469	6,975	1,327	8,302	121,755
3,850	7,800	5,000	1,000	6,000	116,201
3,850	7,800	5,000	1,000	6,000	116,201
3,850	7,800	5,000	1,000	6,000	116,201
16,459	17,444	480	1,300	1,780	358,473
6,555	10,344	5,826	1,275	7,101	189,798
25,859	29,056	3,362	1,495	4,857	436,643
718	4,317		6,090	6,090	55,894
1,921	1,921		2,010	2,010	48,225
51,512	63,082	9,668	12,170	21,838	1,089,033
1,324	1,324		450	450	16,423
1,324	1,324		450	450	16,423
52,836	64,406	9,668	12,620	22,288	1,105,456
2,449	3,021	4,971	382	5,353	130,692
1,876	9,735	1,445	2,107	3,552	79,800
4,325	12,756	6,416	2,489	8,905	210,492
4,325	12,756	6,416	2,489	8,905	210,492
6,292	7,418	10,305	416	10,721	114,344
5,280	5,333	445	839	1,284	74,807
11,572	12,751	10,750	1,255	12,005	189,151
11,572	12,751	10,750	1,255	12,005	189,151
8,472	10,517	7,500		7,500	115,166
650	2,166	648		648	71,201
9,122	12,683	8,148		8,148	186,367
9,122	12,683	8,148		8,148	186,367
6,032	6,127	6,000		6,000	120,630
1,683	1,683	606	250	856	44,400
7,715	7,810	6,606	250	6,856	165,030
940	940				6,320

STATE COURT EXPENDITURES  
SUMMATION OF EXPENSES

PAGE 226

	<u>TOTAL</u> <u>PERSONNEL</u> <u>SERVICES</u>	<u>TOTAL</u> <u>SUPPLIES</u>	RENTALS	LODGING & MEALS FOR JURORS
UNION CITY - CITY	4,532	628		
TOTAL-CITY AND TOWN:	9,912	628		
GRAND TOTAL COUNTY:	157,270	3,634		95
<b>RIPLEY</b>				
RIPLEY CIRCUIT	66,927			1,000
TOTAL-COURTS OF RECORD:	66,927			1,000
BATESVILLE CITY	13,053	2,134		
VERSAILLES TOWN	12,625	2,304		
TOTAL-CITY AND TOWN:	25,678	4,438		
GRAND TOTAL COUNTY:	92,605	4,438		1,000
<b>RUSH</b>				
RUSH CIRCUIT	90,337	1,485		158
RUSH COUNTY	33,298	695	736	
TOTAL-COURTS OF RECORD:	123,635	2,180	736	158
GRAND TOTAL COUNTY:	123,635	2,180	736	158
<b>ST. JOSEPH</b>				
ST JOSEPH CIRCUIT	537,652	1,525	66,000	86
ST JOSEPH SUPERIOR	597,884	10,895		3,910
ST JOSEPH PROBATE	72,238	721		175
ST. JOSEPH JUVENILE DIV.	402,328	2,816	3,300	
TOTAL-COURTS OF RECORD:	1,610,102	15,957	69,300	4,171
WALKERTON TOWN	4,645	5,557		
TOTAL-CITY AND TOWN:	4,645	5,557		
GRAND TOTAL COUNTY:	1,614,747	21,514	69,300	4,171
<b>SCOTT</b>				
SCOTT CIRCUIT	129,298	555	1,245	
SCOTT COUNTY	38,855	921		
TOTAL-COURTS OF RECORD:	168,153	1,476	1,245	
GRAND TOTAL COUNTY:	168,153	1,476	1,245	
<b>SHELBY</b>				
SHELBY CIRCUIT	62,173	1,236	700	305
SHELBY SUPERIOR	128,843	2,401		656
SHELBY COUNTY	63,612	3,370		
SHELBY PROBATION	69,897	1,996	4,000	
TOTAL-COURTS OF RECORD:	324,525	9,003	4,700	961
GRAND TOTAL COUNTY:	324,525	9,003	4,700	961
<b>SPENCER</b>				
SPENCER CIRCUIT	77,838	1,429		344
TOTAL-COURTS OF RECORD:	77,838	1,429		344
ROCKPORT CITY - NOT REPORTING				
TOTAL-CITY AND TOWN:				
GRAND TOTAL COUNTY:	77,838	1,429		344

COURT EXPENDITURES  
SUMMATION OF EXPENSES

PAGE 227

OTHER SERVICES & CHARGES	<u>TOTAL</u> <u>SERVICES</u>	LAW BOOKS	OTHER CAPITAL OUTLAYS	<u>TOTAL</u> <u>CAPITAL</u> <u>OUTLAYS</u>	<u>TOTAL</u> <u>EXPENDITURES</u>
417	417				5,577
1,357	1,357				11,897
9,072	9,167	6,606	250	6,856	176,927
3,182	4,182	4,391	500	4,891	76,000
3,182	4,182	4,391	500	4,891	76,000
1,337	1,337		56	56	16,580
790	790		2,537	2,537	18,256
2,127	2,127		2,593	2,593	34,836
5,309	6,309	4,391	3,093	7,484	110,836
6,283	6,441	7,829	1,106	8,935	107,198
2,180	2,916	17	328	345	37,254
8,463	9,357	7,846	1,434	9,280	144,452
8,463	9,357	7,846	1,434	9,280	144,452
4,418	70,504	3,316		3,316	612,997
12,446	16,356	18,375	3,000	21,375	646,510
142	317	1,423		1,423	74,699
10,513	13,813	442		442	419,399
27,519	100,990	23,556	3,000	26,556	1,753,605
734	734		1,889	1,889	12,825
734	734		1,889	1,889	12,825
28,253	101,724	23,556	4,889	28,445	1,766,430
3,560	4,805	2,891		2,891	137,549
2,725	2,725	156	1,589	1,745	44,246
6,285	7,530	3,047	1,589	4,636	181,795
6,285	7,530	3,047	1,589	4,636	181,795
3,299	4,304	14,876	861	15,737	83,450
2,310	2,966	2,000	900	2,900	137,110
2,370	2,370				69,352
112,940	116,940				188,833
120,919	126,580	16,876	1,761	18,637	478,745
120,919	126,580	16,876	1,761	18,637	478,745
5,878	6,222	4,663	393	5,056	90,545
5,878	6,222	4,663	393	5,056	90,545
5,878	6,222	4,663	393	5,056	90,545

STATE COURT EXPENDITURES  
SUMMATION OF EXPENSES

PAGE 228

	<u>TOTAL</u> <u>PERSONNEL</u> <u>SERVICES</u>	<u>TOTAL</u> <u>SUPPLIES</u>	RENTALS	LODGING & MEALS FOR JURORS
<b>STARKE</b>				
STARKE CIRCUIT	108,473	2,000		2,076
TOTAL-COURTS OF RECORD:	108,473	2,000		2,076
KNOX CITY	26,084	2,300		
TOTAL-CITY AND TOWN:	26,084	2,300		
GRAND TOTAL COUNTY:	134,557	4,300		2,076
<b>STEUBEN</b>				
STEUBEN CIRCUIT	111,673	2,895	1,077	730
STEUBEN SUPERIOR	48,233	2,171		74
TOTAL-COURTS OF RECORD:	159,906	5,066	1,077	804
FREMONT TOWN	28,640	1,775	633	
TOTAL-CITY AND TOWN:	28,640	1,775	633	
GRAND TOTAL COUNTY:	188,546	6,841	1,710	804
<b>SULLIVAN</b>				
SULLIVAN CIRCUIT	56,869	1,500		500
SULLIVAN COUNTY	36,945	700		
TOTAL-COURTS OF RECORD:	93,814	2,200		500
GRAND TOTAL COUNTY:	93,814	2,200		500
<b>SWITZERLAND</b>				
SWITZERLAND CIRCUIT	12,130	290		32
SWITZERLAND SUPERIOR	37,789	1,300		
TOTAL-COURTS OF RECORD:	49,919	1,590		32
GRAND TOTAL COUNTY:	49,919	1,590		32
<b>TIPPECANOE</b>				
TIPPECANOE CIRCUIT	197,635	4,445		62
TIPPECANOE SUPERIOR 1	104,137	1,942		719
TIPPECANOE SUPERIOR 2	40,835	1,501	5,214	
TIPPECANOE SUPERIOR 3	35,491	1,296	486	
TIPPECANOE COUNTY 1	57,857	5,000		500
TIPPECANOE COUNTY 2	76,025	1,133	961	
	92,121	800		
TOTAL-COURTS OF RECORD:	604,101	16,117	6,661	1,281
WEST LAFAYETTE CITY	16,475			
TOTAL-CITY AND TOWN:	16,475			
GRAND TOTAL COUNTY:	620,576	16,117	6,661	1,281
<b>TIPTON</b>				
TIPTON CIRCUIT	116,817	5,100		970
TOTAL-COURTS OF RECORD:	116,817	5,100		970
TIPTON CITY	12,020	1,109		
SHARPSVILLE TOWN	3,600	2,105		
TOTAL-CITY AND TOWN:	15,620	3,214		
GRAND TOTAL COUNTY:	132,437	8,314		970

COURT EXPENDITURES  
SUMMATION OF EXPENSES

OTHER SERVICES & CHARGES	<u>TOTAL</u> <u>SERVICES</u>	LAW BOOKS	OTHER CAPITAL OUTLAYS	<u>TOTAL</u> <u>CAPITAL</u> <u>OUTLAYS</u>	<u>TOTAL</u> <u>EXPENDITURES</u>
6,102	8,178	15,000	5,706	20,706	139,357
6,102	8,178	15,000	5,706	20,706	139,357
2,130	2,130				30,514
2,130	2,130				30,514
8,232	10,308	15,000	5,706	20,706	169,871
17,454	19,261	2,112	9,990	12,102	145,931
4,360	4,434	939		939	55,777
21,814	23,695	3,051	9,990	13,041	201,708
1,127	1,760				32,175
1,127	1,760				32,175
22,941	25,455	3,051	9,990	13,041	233,883
3,550	4,050	3,000	1,000	4,000	66,419
2,784	2,784	927		927	41,356
6,334	6,834	3,927	1,000	4,927	107,775
6,334	6,834	3,927	1,000	4,927	107,775
645	677	6,417		6,417	19,514
1,824	1,824	2,500	60	2,560	43,473
2,469	2,501	8,917	60	8,977	62,987
2,469	2,501	8,917	60	8,977	62,987
3,778	3,840	3,582	2,078	5,660	211,580
4,104	4,823	15,030	4,670	19,700	130,602
50	5,264	795	49	844	48,444
1,276	1,762	1,200	5,187	6,387	44,936
3,895	4,395	1,500		1,500	68,752
2,560	3,521	531	810	1,341	82,020
5,201	5,201	1,200		1,200	99,322
20,864	28,806	23,838	12,794	36,632	685,656
1,464	1,464				17,939
1,464	1,464				17,939
22,328	30,270	23,838	12,794	36,632	703,595
6,076	7,046	8,665	2,177	10,842	139,805
6,076	7,046	8,665	2,177	10,842	139,805
1,033	1,033		159	159	14,321
582	582				6,287
1,615	1,615		159	159	20,608
7,691	8,661	8,665	2,336	11,001	160,413

STATE COURT EXPENDITURES  
SUMMATION OF EXPENSES

PAGE 230

	<u>TOTAL</u> <u>PERSONNEL</u> <u>SERVICES</u>	<u>TOTAL</u> <u>SUPPLIES</u>	RENTALS	LODGING & MEALS FOR JURORS
<b>UNION</b>				
UNION CIRCUIT	49,898	904		157
TOTAL-COURTS OF RECORD:	49,898	904		157
GRAND TOTAL COUNTY:	49,898	904		157
<b>VANDERBURGH</b>				
VAND. CIRCUIT-NOT REPORTING				
VANDERBURGH SUPERIOR	1,349,142	19,440		5,744
TOTAL-COURTS OF RECORD:	1,349,142	19,440		5,744
GRAND TOTAL COUNTY:	1,349,142	19,440		5,744
<b>VERMILLION</b>				
VERMILLION CIRCUIT	124,062	2,535	1,559	1,242
TOTAL-COURTS OF RECORD:	124,062	2,535	1,559	1,242
CLINTON CITY	8,270	204		
TOTAL-CITY AND TOWN:	8,270	204		
GRAND TOTAL COUNTY:	132,332	2,739	1,559	1,242
<b>VIGO</b>				
VIGO ALL COURTS	723,070	22,437	18,304	12,685
TOTAL-COURTS OF RECORD:	723,070	22,437	18,304	12,685
TERRE HAUTE CITY	34,972		121	
TOTAL-CITY AND TOWN:	34,972		121	
GRAND TOTAL COUNTY:	758,042	22,437	18,425	12,685
<b>WABASH</b>				
WABASH CIRCUIT	123,622	4,815	1,115	180
WABASH COUNTY	73,969	2,872		105
TOTAL-COURTS OF RECORD:	197,591	7,687	1,115	285
WABASH CITY	28,000	1,890		
NORTH MANCHESTER TOWN	5,463	300	56	
TOTAL-CITY AND TOWN:	33,463	2,190	56	
GRAND TOTAL COUNTY:	231,054	9,877	1,171	285
<b>WARREN</b>				
WARREN CIRCUIT	72,575		2,111	151
TOTAL-COURTS OF RECORD:	72,575		2,111	151
GRAND TOTAL COUNTY:	72,575		2,111	151
<b>WARRICK</b>				
WARRICK CIRCUIT	108,630	5,262		1,490
WARRICK SUPERIOR	139,787	9,638	3,066	504
TOTAL-COURTS OF RECORD:	248,417	14,900	3,066	1,994
GRAND TOTAL COUNTY:	248,417	14,900	3,066	1,994



COURT EXPENDITURES  
SUMMATION OF EXPENSES

OTHER SERVICES & CHARGES	<u>TOTAL SERVICES</u>	LAW BOOKS	OTHER CAPITAL OUTLAYS	<u>TOTAL CAPITAL OUTLAYS</u>	<u>TOTAL EXPENDITURES</u>
4,507	4,664	4,573	3,500	8,073	63,539
4,507	4,664	4,573	3,500	8,073	63,539
4,507	4,664	4,573	3,500	8,073	63,539
38,077	43,821	5,728	30,773	36,501	1,448,904
38,077	43,821	5,728	30,773	36,501	1,448,904
38,077	43,821	5,728	30,773	36,501	1,448,904
7,937	10,738	8,936	815	9,751	147,086
7,937	10,738	8,936	815	9,751	147,086
929	929	440	3,796	4,236	13,639
929	929	440	3,796	4,236	13,639
8,866	11,667	9,376	4,611	13,987	160,725
7,531	38,520	8,935	37,749	46,684	830,711
7,531	38,520	8,935	37,749	46,684	830,711
4,101	4,222	295		295	39,489
4,101	4,222	295		295	39,489
11,632	42,742	9,230	37,749	46,979	870,200
3,880	5,175	14,050	3,129	17,179	150,791
2,879	2,984		1,884	1,884	81,709
6,759	8,159	14,050	5,013	19,063	232,500
200	200	300		300	30,390
234	290	97	1,357	1,454	7,507
434	490	397	1,357	1,754	37,897
7,193	8,649	14,447	6,370	20,817	270,397
1,898	4,160	7,698	412	8,110	84,845
1,898	4,160	7,698	412	8,110	84,845
1,898	4,160	7,698	412	8,110	84,845
8,627	10,117	13,073		13,073	137,082
6,383	9,953	1,872		1,872	161,250
15,010	20,070	14,945		14,945	298,332
15,010	20,070	14,945		14,945	298,332

STATE COURT EXPENDITURES  
SUMMATION OF EXPENSES

PAGE 232

	<u>TOTAL</u> <u>PERSONNEL</u> <u>SERVICES</u>	<u>TOTAL</u> <u>SUPPLIES</u>	RENTALS	LODGING & MEALS FOR JURORS
<b>WASHINGTON</b>				
WASHINGTON CIRCUIT	126,130	4,500		2,000
WASHINGTON SUPERIOR	32,167	3,352	306	197
TOTAL-COURTS OF RECORD:	158,297	7,852	306	2,197
SALEM CITY - NOT REPORTING				
TOTAL-CITY AND TOWN:				
GRAND TOTAL COUNTY:	158,297	7,852	306	2,197
<b>WAYNE</b>				
WAYNE CIRCUIT	51,828	1,141		98
WAYNE SUPERIOR 1	44,839	606	837	157
WAYNE SUPERIOR 2	57,720	932		
WAYNE SUPERIOR 3	88,079	7,000	3,000	300
WAYNE PROBATION	146,677	3,336		
WAYNE PUBLIC DEFENDER	66,876	2,829		
WAYNE COURT SCHEDULING	45,389	868		
TOTAL-COURTS OF RECORD:	501,408	16,712	3,837	555
HAGERSTOWN TOWN	7,600	828		
TOTAL-CITY AND TOWN:	7,600	828		
GRAND TOTAL COUNTY:	509,008	17,540	3,837	555
<b>WELLS</b>				
WELLS CIRCUIT	85,722	4,129	4,092	860
WELLS SUPERIOR	69,418	1,385	729	51
TOTAL-COURTS OF RECORD:	155,140	5,514	4,821	911
BLUFFTON CITY	9,250			
TOTAL-CITY AND TOWN:	9,250			
GRAND TOTAL COUNTY:	164,390	5,514	4,821	911
<b>WHITE</b>				
WHITE CIRCUIT	93,837	1,617	759	176
WHITE SUPERIOR	74,367	1,778	2,996	853
TOTAL-COURTS OF RECORD:	168,204	3,395	3,755	1,029
MONON TOWN - NOT REPORTING				
TOTAL-CITY AND TOWN:				
GRAND TOTAL COUNTY:	168,204	3,395	3,755	1,029
<b>WHITLEY</b>				
WHITLEY CIRCUIT	79,318	2,100		230
WHITLEY SUPERIOR	108,444	2,406		229
TOTAL-COURTS OF RECORD:	187,762	4,506		459
GRAND TOTAL COUNTY:	187,762	4,506		459
GRAND TOTAL-COURTS OF RECORD:	46,663,178	1,046,492	1,667,264	310,368
GRAND TOTAL-CITY AND TOWN:	2,135,446	124,422	10,499	5,908
GRAND TOTAL-SMALL CLAIM:	746,038	131,797	47,701	
GRAND TOTAL :	49,544,662	1,302,711	1,725,464	316,276

COURT EXPENDITURES  
SUMMATION OF EXPENSES

OTHER SERVICES & CHARGES	<u>TOTAL</u> <u>SERVICES</u>	LAW BOOKS	OTHER CAPITAL OUTLAYS	<u>TOTAL</u> <u>CAPITAL</u> <u>OUTLAYS</u>	<u>TOTAL</u> <u>EXPENDITURES</u>
7,200	9,200	6,000	1,200	7,200	147,030
150	653	2,459		2,459	38,631
7,350	9,853	8,459	1,200	9,659	185,661
7,350	9,853	8,459	1,200	9,659	185,661
5,332	5,430		11,709	11,709	70,108
3,926	4,920		4,444	4,444	54,809
6,000	6,000		1,673	1,673	66,325
3,300	6,600	3,000	15,000	18,000	119,679
20,833	20,833		11,299	11,299	182,145
10,986	10,986				80,691
1,320	1,320	25,550		25,550	73,127
51,697	56,089	28,550	44,125	72,675	646,884
44	44				8,472
44	44				8,472
51,741	56,133	28,550	44,125	72,675	655,356
3,856	8,808	13,153	1,576	14,729	113,388
1,098	1,878	1,212	1,900	3,112	75,793
4,954	10,686	14,365	3,476	17,841	189,181
1,430	1,430				10,680
1,430	1,430				10,680
6,384	12,116	14,365	3,476	17,841	199,861
4,263	5,198	11,764	37,403	49,167	149,819
5,599	9,448		87	87	85,680
9,862	14,646	11,764	37,490	49,254	235,499
9,862	14,646	11,764	37,490	49,254	235,499
4,619	4,849	17,016		17,016	103,283
6,022	6,251	1,105	386	1,491	118,592
10,641	11,100	18,121	386	18,507	221,875
10,641	11,100	18,121	386	18,507	221,875
3,557,744	5,535,376	1,122,437	1,051,597	2,174,034	55,419,080
115,179	131,586	8,151	63,216	71,367	2,462,821
145,286	192,987	5,502	14,220	19,722	1,090,544
3,818,209	5,859,949	1,136,090	1,129,033	2,265,123	58,972,445

## TRIAL COURT REVENUES FOR STATE FUNDS

PAGE 234

1-1-87 TO 6-30-87

	STATE DOCKET FEES	JUDICIAL FEES	COUNTY COURT JU- DICIAL FEES	JUDICIAL SALARIES FEE	FINES (STATE LAW VIOLATION)	PROS. ATTY. FEES (STATE PORTION)
<b>ADAMS</b>						
ADAMS CIRCUIT	308	1,386		1,570	1,500	32
ADAMS SUPERIOR	6,614	855	1,200	3,636	12,242	20,767
COUNTY TOTALS:	6,922	2,241	1,200	5,206	13,742	20,799
<b>ALLEN</b>						
ALLEN CIRCUIT & SUPERIOR	83,238	29,997	12,676	43,162	186,048	222,036
COUNTY TOTALS:	83,238	29,997	12,676	43,162	186,048	222,036
<b>BARTHOLOMEW</b>						
BARTHOLOMEW CIRCUIT	1,573	2,326		1,911		240
BARTHOLOMEW SUPERIOR 1	1,262	2,241		2,161	810	192
BARTHOLOMEW SUPERIOR 2	14,434	1,395	2,720	19,988		43,088
COUNTY TOTALS:	17,269	6,462	2,720	24,060	810	43,520
<b>BENTON</b>						
BENTON CIRCUIT	2,768	1,506	453	1,900	6,881	3,218
COUNTY TOTALS:	2,768	1,506	453	1,900	6,881	3,218
<b>BLACKFORD</b>						
BLACKFORD CIRCUIT	1,409	1,774	84	3,737	6,068	1,632
BLACKFORD COUNTY	483	81	84	2,154	3,637	1,344
COUNTY TOTALS:	1,892	1,855	168	5,391	9,705	2,976
<b>BOONE</b>						
BOONE CIRCUIT	1,620	2,129		2,622	200	32
BOONE SUPERIOR 1	1,234	2,573		1,954		60
BOONE SUPERIOR 2	2,361	551	290	5,316	17,835	7,409
COUNTY TOTALS:	5,215	5,253	290	9,892	18,035	7,501
<b>BROWN</b>						
BROWN CIRCUIT	3,422	1,206	525	1,908	10,950	10,445
COUNTY TOTALS:	3,422	1,206	525	1,908	10,950	10,445
<b>CARROLL</b>						
CARROLL CIRCUIT	3,900	1,197	672	4,251	9,327	12,655
COUNTY TOTALS:	3,900	1,197	672	4,251	9,327	12,655
<b>CASS</b>						
CASS CIRCUIT	1,481	1,166	180	1,065	1,550	4,883
CASS SUPERIOR	5,092	2,584	747	10,250	9,365	15,642
COUNTY TOTALS:	6,573	3,750	927	11,315	10,915	20,525
<b>CLARK</b>						
CLARK CIRCUIT	1,715	3,481		3,917		160
CLARK SUPERIOR 1	1,379	2,025		1,128		427
CLARK SUPERIOR 2	2,590	3,498		3,154		
CLARK COUNTY 1	16,341	2,817	2,830	11,896	11,285	50,410
COUNTY TOTALS:	22,025	11,821	2,830	20,095	11,285	50,997
<b>CLAY</b>						
CLAY CIRCUIT	1,189	2,248		1,736	19	80

TRIAL COURT REVENUES FOR STATE FUNDS

1-1-87 TO 6-30-87

MUNICIPAL PROSECUTOR FEES	FAMILY & VICTIM ASSIS.FUND	BUREAU OF MOTOR VE- HICLE FEE	INFRACTION JUDGEMENTS	CONSER- VATION DEPART.	ALCOHOL & DRUG PROG. 7% DIV.ADD.SERV.	OTHER	<u>TOTAL REV- ENUES FOR STATE FUNDS</u>
	1,340					234	6,370
20	1,350	9,423	11,877	40		500	68,524
20	2,690	9,423	11,877	40		734	74,894
	34,710	99,740	192,291		6,473		910,371
	34,710	99,740	192,291		6,473		910,371
	1,175						7,225
	1,040						7,706
	2,829	43,488			4,165		132,607
	5,044	43,488			4,165		147,538
	915	3,800	3,072				24,513
	915	3,800	3,072				24,513
	1,740						15,944
		838		20			8,641
	1,740	838		20			24,585
	550						7,153
	870						6,691
	2,899		1,113				37,774
	4,319		1,113				51,618
	1,946	3,381	2,500	230			36,513
	1,946	3,381	2,500	230			36,513
	1,937	5,078	7,668	280			46,965
	1,937	5,078	7,668	280			46,965
	2,855	2,195	4,017		437	40	19,869
	1,530	6,259	19,372	620	263	140	71,864
	4,385	8,454	23,389	620	700	180	91,733
	500					300	10,073
	1,615					60	6,634
	1,710					180	11,132
	1,540	27,110	28,702		2,335	316	155,582
	5,365	27,110	28,702		2,335	856	183,421
84	2,908			220			8,484

TRIAL COURT REVENUES FOR STATE FUNDS  
1-1-87 TO 6-30-87

PAGE 236

	STATE DOCKET FEES	JUDICIAL FEES	COUNTY COURT JU- DICIAL FEES	JUDICIAL SALARIES FEE	FINES (STATE LAW VIOLATION)	PROS.AITY. FEES(STATE PORTION)
CLAY SUPERIOR	3,684	671	589	3,570	6,576	13,233
COUNTY TOTALS:	4,873	2,919	589	5,306	6,595	13,313
CLINTON						
CLINTON CIRCUIT	1,603	2,835		2,175	20	315
CLINTON COUNTY	4,372		234	4,209	4,027	15,320
COUNTY TOTALS:	5,975	2,835	234	6,384	4,047	15,635
CRAWFORD						
CRAWFORD CIRCUIT	2,704	1,642		2,306	2,726	6,781
COUNTY TOTALS:	2,704	1,642		2,306	2,726	6,781
DAVISS						
DAVISS CIRCUIT	1,088	1,980		1,646		185
DAVISS COUNTY	5,531	72	1,095	5,104	8,908	16,749
COUNTY TOTALS:	6,619	2,052	1,095	6,750	8,908	16,934
DEARBORN						
DEARBORN CIRCUIT & COUNTY	2,674	2,767	542	6,903	20,239	3,312
COUNTY TOTALS:	2,674	2,767	542	6,903	20,239	3,312
DECATUR						
DECATUR CIRCUIT	985	2,430		2,173	35	1,654
DECATUR COUNTY	7,596		1,203	6,017	16,303	19,473
COUNTY TOTALS:	8,581	2,430	1,203	8,190	16,338	21,127
DEKALB						
DEKALB CIRCUIT	675	1,766		1,730	100	64
DEKALB SUPERIOR	4,677	3,467		7,456	18,252	17,271
COUNTY TOTALS:	5,352	5,233		9,186	18,352	17,335
DELAWARE						
DELAWARE ALL COURTS	11,519	9,152	1,259	19,768	15,904	22,981
COUNTY TOTALS:	11,519	9,152	1,259	19,768	15,904	22,981
DUBOIS						
DUBOIS CIRCUIT	1,014	2,242		2,007	238	1,840
DUBOIS SUPERIOR	9,690		2,274	4,295	9,057	31,260
COUNTY TOTALS:	10,704	2,242	2,274	6,302	9,295	33,100
ELKHART						
ELKHART CIRCUIT	2,226	3,915		2,745	350	609
ELKHART SUP 1, 2 & CO (ELK)	5,947	8,089	1,109	37,716	39,178	4,644
ELKHART SUPERIOR 3	1,386	2,545		1,767	7,540	2,730
ELKHART CO - GOSHEN	14,042	2,869		8,124	36,432	32,472
COUNTY TOTALS:	23,601	17,418	1,109	50,352	83,500	40,455
FAYETTE						
FAYETTE CIRCUIT & SUPERIOR	5,101	2,673	2,512	5,054	49,542	12,095
COUNTY TOTALS:	5,101	2,673	2,512	5,054	49,542	12,095
FLOYD						
FLOYD ALL COURTS	16,373	5,889	10,424	10,598	3,450	35,640
COUNTY TOTALS:	16,373	5,889	10,424	10,598	3,450	35,640

TRIAL COURT REVENUES FOR STATE FUNDS  
1-1-87 TO 6-30-87

PAGE 237

MUNICIPAL PROSECUTOR FEES	FAMILY & VICTIM ASSIS. FUND	BUREAU OF MOTOR VE- HICLE FEE	INFRACTION JUDGEMENTS	CONSER- VATION DEPART.	ALCOHOL & DRUG PROG. 7% DIV. ADD. SERV.	OTHER	<u>TOTAL REV- ENUES FOR STATE FUNDS</u>
1,201	705	4,100		120			34,449
1,285	3,613	4,100		340			42,933
	2,195				10		9,153
	757	7,125	11,531	20	1,317		48,912
	2,952	7,125	11,531	20	1,327		58,065
	994	2,948	4,075	250	298	266	24,990
	994	2,948	4,075	250	298	266	24,990
	345					60	5,304
	1,150	8,065		90			46,764
	1,495	8,065		90		60	52,068
	2,403	2,495	674			200	42,209
	2,403	2,495	674			200	42,209
16	1,872	3	60				9,228
	520		9,141	20		4,311	64,584
16	2,392	3	9,201	20		4,311	73,812
							4,335
	1,581	7,706	11,976	160			72,546
	1,581	7,706	11,976	160			76,881
	8,745	9,150	9,692			720	108,890
	8,745	9,150	9,692			720	108,890
	2,403				31		9,775
	1,490	14,577	6,501	1,100	655		80,899
	3,893	14,577	6,501	1,100	686		90,674
280	2,200						12,325
	3,623	2,392	32	310		440	103,480
		742				60	16,770
5,911	1,615	22,558	15,960			2,815	142,798
6,191	7,438	25,692	15,992	310		3,315	275,373
	6,855	6,258	4,121			20	94,231
	6,855	6,258	4,121			20	94,231
	6,505		9,193				98,072
	6,505		9,193				98,072

## TRIAL COURT REVENUES FOR STATE FUNDS

PAGE 238

1-1-87 TO 6-30-87

	STATE DOCKET FEES	JUDICIAL FEES	COUNTY COURT JU- DICIAL FEES	JUDICIAL SALARIES FEE	FINES (STATE LAW VIOLATION)	PROS.ATTY. FEES(STATE PORTION)
<b>FOUNTAIN</b>						
FOUNTAIN CIRCUIT	2,894	1,941	277	2,912	1,836	7,352
COUNTY TOTALS:	2,894	1,941	277	2,912	1,836	7,352
<b>FRANKLIN</b>						
FRANKLIN CIRCUIT	2,991	3,318	434	2,754	20,439	11,878
COUNTY TOTALS:	2,991	3,318	434	2,754	20,439	11,878
<b>FULTON</b>						
FULTON CIRCUIT	1,428	2,446		2,516	44	114
FULTON COUNTY	7,896	4,750	1,578		5,601	25,104
COUNTY TOTALS:	9,324	7,196	1,578	2,516	5,645	25,218
<b>GIBSON</b>						
GIBSON CIRCUIT	1,323	2,526		1,981	5	112
GIBSON SUPERIOR	10,103	441	1,952	3,216	9,451	31,916
COUNTY TOTALS:	11,426	2,967	1,952	5,197	9,456	32,028
<b>GRANT</b>						
GRANT CIRCUIT	1,918	3,131		3,078	1,735	700
GRANT SUPERIOR 1	1,393	1,791		2,105		330
GRANT SUPERIOR 2	868	1,314		823		276
GRANT COUNTY	7,883	3,742				26,511
COUNTY TOTALS:	12,062	9,978		6,006	1,735	27,817
<b>GREENE</b>						
GREENE CIRCUIT	1,367	2,635		2,110		520
GREENE COUNTY	2,818		669	4,343	14,403	10,046
COUNTY TOTALS:	4,185	2,635	669	6,453	14,403	10,566
<b>HAMILTON</b>						
HAMILTON CIRCUIT	1,897	3,303		2,816	5,134	256
HAMILTON SUPERIOR 1	2,296	3,663		3,178	50	273
HAMILTON SUPERIOR 2	2,065	3,024		2,106		240
HAMILTON COUNTY	20,328	622	3,956	12,414	9,592	54,599
COUNTY TOTALS:	26,586	10,612	3,956	20,514	14,776	55,368
<b>HANCOCK</b>						
HANCOCK ALL COURTS	18,926	5,431	3,092	11,703	10,736	52,582
COUNTY TOTALS:	18,926	5,431	3,092	11,703	10,736	52,582
<b>HARRISON</b>						
HARRISON CIRCUIT	1,239	2,487		2,051		48
HARRISON COUNTY	4,821		1,464	3,830	3,335	14,052
COUNTY TOTALS:	6,060	2,487	1,464	5,881	3,335	14,100
<b>HENDRICKS</b>						
HENDRICKS ALL COURTS	18,913	6,508	3,067	10,925	22,147	49,887
COUNTY TOTALS:	18,913	6,508	3,067	10,925	22,147	49,887
<b>HENRY</b>						
HENRY CIRCUIT	1,207	2,077		1,473	500	662



TRIAL COURT REVENUES FOR STATE FUNDS  
1-1-87 TO 6-30-87

PAGE 239

MUNICIPAL PROSECUTOR FEES	FAMILY & VICTIM ASSIS.FUND	BUREAU OF MOTOR VE- HICLE FEE	INFRACTION JUDGEMENTS	CCNSER- VATION DEPART.	ALCOHOL & DRUG PROG. 7% DIV.ADD.SERV.	OTHER	TOTAL REV- ENUES FOR STATE FUNDS
	2,977	2,893	5,383				28,465
	2,977	2,893	5,383				28,465
	2,041	4,996		150			49,001
	2,041	4,996		150			49,001
	1,681				4		8,233
	778	12,530	20,053	10	1,384	995	80,679
	2,459	12,530	20,053	10	1,388	995	88,912
	2,464						8,411
		13,747	15,194				86,020
	2,464	13,747	15,194				94,431
	121						10,683
	1,047						6,666
	942						4,223
	2,346		21,870				62,352
	4,456		21,870				83,924
	2,505					100	9,237
	590	3,918		530			37,317
	3,095	3,918		530		100	46,554
5,510	870		62,244				82,030
	1,273						10,733
	1,160						8,595
5,690	3,492	32,418	7,552	640			151,303
11,200	6,795	32,418	69,796	640			252,661
	5,398	27,480	6,614	20	4,892	327	147,201
	5,398	27,480	6,614	20	4,892	327	147,201
	3,238						9,063
	1,314	6,630	14,215	550			50,211
	4,552	6,630	14,215	550			59,274
	6,943	25,774	24,049	10	1,070		169,293
	6,943	25,774	24,049	10	1,070		169,293
	501	45				86	6,551

TRIAL COURT REVENUES FOR STATE FUNDS  
1-1-87 TO 6-30-87

PAGE 240

	STATE DOCKET FEES	JUDICIAL FEES	COUNTY COURT JU- DICIAL FEES	JUDICIAL SALARIES FEE	FINES (STATE LAW VIOLATION)	PROS.ATTY. FEES (STATE PORTION)
HENRY SUPERIOR	1,650	2,874		2,144	10	380
HENRY COUNTY	3,850		1,221	8,531	12,515	16,872
COUNTY TOTALS:	6,707	4,951	1,221	12,148	13,025	17,914
HOWARD						
HOWARD CIRCUIT	971	2,051	9	2,188	500	384
HOWARD SUPERIOR 1	2,433	3,375		3,290	50	100
HOWARD SUPERIOR 2	1,621	2,457		1,981		208
HOWARD COUNTY	10,620	48	3,801	11,731	5,863	33,854
COUNTY TOTALS:	15,645	7,931	3,810	19,190	6,413	34,546
HUNTINGTON						
HUNTINGTON CIRCUIT & COUNTY	7,101	2,359	3,731	7,617	52,961	22,254
COUNTY TOTALS:	7,101	2,359	3,731	7,617	52,961	22,254
JACKSON						
JACKSON CIRCUIT	1,475	3,033		2,099	7,538	922
JACKSON COUNTY	23,858		4,905	11,251	12,253	79,231
COUNTY TOTALS:	25,333	3,033	4,905	13,350	19,791	80,153
JASPER						
JASPER CIRCUIT	746	2,044		1,142	2,510	96
JASPER SUPERIOR	12,070	6,994	2,104	2,602	11,520	37,352
COUNTY TOTALS:	12,816	9,038	2,104	3,744	14,030	37,448
JAY						
JAY CIRCUIT & COUNTY	1,413	1,669	152	6,398	9,455	2,517
COUNTY TOTALS:	1,413	1,669	152	6,398	9,455	2,517
JEFFERSON						
JEFFERSON CIRCUIT & COUNTY	6,532	2,743	972	8,929	57,789	15,408
COUNTY TOTALS:	6,532	2,743	972	8,929	57,789	15,408
JENNINGS						
JENNINGS CIRCUIT	1,121	2,313		4,040	4,271	896
COUNTY TOTALS:	1,121	2,313		4,040	4,271	896
JOHNSON						
JOHNSON ALL COURTS	6,769	8,599		14,957	29,367	5,632
COUNTY TOTALS:	6,769	8,599		14,957	29,367	5,632
KNOX						
KNOX ALL COURTS	10,798	5,022	1,758	13,452	11,195	39,755
COUNTY TOTALS:	10,798	5,022	1,758	13,452	11,195	39,755
KOSCIUSKO						
KOSCIUSKO CIRCUIT	2,534	4,273		4,248	1,360	224
KOSCIUSKO SUPERIOR	2,016	3,420		4,070	831	379
KOSCIUSKO COUNTY	12,267		2,674	7,294	62,405	38,537
COUNTY TOTALS:	16,817	7,693	2,674	15,612	64,596	39,140
LAGRANGE						
LAGRANGE CIRCUIT	1,106	2,168		1,746	4,965	393

TRIAL COURT REVENUES FOR STATE FUNDS  
1-1-87 TO 6-30-87

PAGE 241

MUNICIPAL PROSECUTOR FEES	FAMILY & VICTIM ASSIS.FUND	BUREAU OF MOTOR VE- HICLE FEE	INFRACTION JUDGEMENTS	CONSER- VATION DEPART.	ALCOHOL & DRUG PROG. 7% DIV. ADD. SERV.	OTHER	TOTAL REV- ENUES FOR STATE FUNDS
	1,531	65				123	8,777
		4,940	4,807			1,186	53,922
	2,032	5,050	4,807			1,395	69,250
	4,061					1,103	11,267
	1,175					1,950	12,373
	1,175					419	7,861
	2,650		26,817	50		8,939	104,373
	9,061		26,817	50		12,411	135,874
	4,581		22,518			120	123,242
	4,581		22,518			120	123,242
	2,855					160	18,082
	1,735	38,012	127,939	720	4,967		304,871
	4,590	38,012	127,939	720	4,967	160	322,953
	1,430					5,617	13,585
	3,305	19,811	14,245	150		4,041	114,194
	4,735	19,811	14,245	150		9,658	127,779
	1,395	1,518	17	166		40	24,740
	1,395	1,518	17	166		40	24,740
	6,858		4,395				103,626
	6,858		4,395				103,626
	1,650	550			453	660	15,954
	1,650	550			453	660	15,954
2,561	7,967	2,576		10			78,438
2,561	7,967	2,576		10			78,438
	5,020		1,785	1,196	2,513		92,494
	5,020		1,785	1,196	2,513		92,494
	4,105						16,744
	680						11,396
	2,634	18,664	25,139	3,120		3,392	176,126
	7,419	18,664	25,139	3,120		3,392	204,266
	2,185						12,563

## TRIAL COURT REVENUES FOR STATE FUNDS

PAGE 242

1-1-87 TO 6-30-87

	STATE DOCKET FEES	JUDICIAL FEES	COUNTY COURT JU- DICIAL FEES	JUDICIAL SALARIES FEE	FINES (STATE LAW VIOLATION)	PROS. ATTY. FEES (STATE PORTION)
LAGRANGE COUNTY	7,545		1,556	4,496	52,915	25,783
COUNTY TOTALS:	8,651	2,168	1,556	6,242	57,880	26,176
<b>LAKE</b>						
LAKE CIR, CO 2 & 3 & PROBATE	71,686	26,210	12,421	71,332	19,816	171,145
LAKE CIV. 1 & 5	6,420	9,867		10,951		
LAKE SUP. CIV. 2	6,234	10,043		10,495		
LAKE CIV 3 & 4, CO 1 & JUV.	13,792	12,048	27	18,429		
LAKE SUP CRIMINAL		1,129			21,052	1,968
COUNTY TOTALS:	98,132	59,297	12,448	111,207	40,868	173,113
<b>LAPORTE</b>						
LAPORTE CIRCUIT	2,434	4,516		2,826		208
LAPORTE SUPERIOR 1	2,852	4,680		4,344		450
LAPORTE SUPERIOR 2	1,193	1,694		1,397		184
LAPORTE SUPERIOR 3	3,427	1,522	245	17,167	52,549	8,239
LAPORTE SUPERIOR 4	17,775	675	3,434	11,579	36,976	57,373
COUNTY TOTALS:	27,681	13,096	3,679	37,313	89,525	66,454
<b>LAWRENCE</b>						
LAWRENCE CIRCUIT	1,569	1,815		1,621	40,000	
LAWRENCE SUPERIOR	1,135	2,507		2,238	4,041	
LAWRENCE COUNTY	5,989		1,466	8,544	2,803	23,111
COUNTY TOTALS:	8,693	4,322	1,466	12,403	46,844	23,111
<b>MADISON</b>						
MADISON ALL COURTS	8,802	13,984	94	33,692	20,152	3,868
COUNTY TOTALS:	8,802	13,984	94	33,692	20,152	3,868
<b>MARION</b>						
MARION ALL COURTS	72,758	119,047		135,230	26,324	
MARION ALL MUNICIPAL	15	340,988		34,377		384,055
COUNTY TOTALS:	72,773	460,035		169,607	26,324	384,055
<b>MARSHALL</b>						
MARSHALL ALL COURTS	14,603	5,151	2,416	13,253	53,040	45,580
COUNTY TOTALS:	14,603	5,151	2,416	13,253	53,040	45,580
<b>MARTIN</b>						
MARTIN CIRCUIT	2,621	1,548	457	1,467	17,015	8,459
COUNTY TOTALS:	2,621	1,548	457	1,467	17,015	8,459
<b>MIAMI</b>						
MIAMI CIRCUIT	2,087	2,478	13	1,410	5,385	1,540
MIAMI SUPERIOR	3,360	2,682	659	6,638	10,434	12,428
COUNTY TOTALS:	5,447	5,160	672	8,048	15,819	13,968
<b>MONROE</b>						
MONROE ALL COURTS	50,804	9,983	4,690	40,965	33,497	73,951
COUNTY TOTALS:	50,804	9,983	4,690	40,965	33,497	73,951
<b>MONTGOMERY</b>						
MONTGOMERY CIRCUIT	1,927	3,529		2,812	220	848

TRIAL COURT REVENUES FOR STATE FUNDS

1-1-87 TO 6-30-87

MUNICIPAL PROSECUTOR FEES	FAMILY & VICTIM ASSIS.FUND	BUREAU OF MOTOR VE- HICLE FEE	INFRACTION JUDGEMENTS	CONSER- VATION DEPART.	ALCOHOL & DRUG PROG. 7% DIV.ADD.SERV.	OTHER	TOTAL REV- ENUES FOR STATE FUNDS
	1,570	12,350	25,139	270			131,624
	3,755	12,350	25,139	270			144,187
	24,760	89,023	110,280	370	14,896		611,939
	2,210						29,448
	3,454						30,226
							44,296
	2,112	50			104		26,415
	32,536	89,073	110,280	370	15,000		742,324
	3,880					319	14,183
	1,600					340	14,275
	750					20	5,238
	2,155	3,195	28,233	1,080			117,812
	1,795	28,772	51,592	270			210,241
	10,180	31,967	79,825	1,350		679	361,749
	1,575			1,052	28	542	48,202
	2,175				11		12,107
	1,420	10,101	3,523	5	2,229		59,191
	5,170	10,101	3,523	1,057	2,268	542	119,500
	15,339						95,931
	15,339						95,931
80,586							433,945
	14,975		206,904		13,091		994,405
80,586	14,975		206,904		13,091		1,428,350
	6,781	19,837	28,532	260		200	189,653
	6,781	19,837	28,532	260		200	189,653
	1,595	4,604		587			38,353
	1,595	4,604		587			38,353
535	2,830		367		3,586	180	20,411
	1,406		11,936				49,543
535	4,236		12,303		3,586	180	69,954
	13,920	32,059	45,705	1,190	5,375	8,076	320,215
	13,920	32,059	45,705	1,190	5,375	8,076	320,215
	3,178	50				220	12,784

TRIAL COURT REVENUES FOR STATE FUNDS  
1-1-87 TO 6-30-87

PAGE 244

	STATE DOCKET FEES	JUDICIAL FEES	COUNTY COURT JU- DICIAL FEES	JUDICIAL SALARIES FEE	FINES (STATE LAW VIOLATION)	PROS.ATTY. FEES (STATE PORTION)
MONTGOMERY COUNTY	1,073	133	193	4,877	14,933	3,023
COUNTY TOTALS:	3,000	3,662	193	7,689	15,153	3,871
MORGAN						
MORGAN ALL COURTS	5,058	7,305	344	13,424	36,058	15,721
COUNTY TOTALS:	5,058	7,305	344	13,424	36,058	15,721
NEWTON						
NEWTON CIRCUIT & SUPERIOR	4,828	3,069	606	3,402	10,714	10,928
COUNTY TOTALS:	4,828	3,069	606	3,402	10,714	10,928
NOBLE						
NOBLE CIRCUIT	1,848	3,074		2,061	357	92
NOBLE SUPERIOR	966	1,333		558		32
NOBLE COUNTY	5,734	8,089	1,152		50,632	17,798
COUNTY TOTALS:	8,548	12,501	1,152	2,619	50,989	17,922
OHIO						
OHIO CIRCUIT	797					
OHIO SUPERIOR	136			783	5,760	2,224
COUNTY TOTALS:	933			783	3,760	2,224
ORANGE						
ORANGE CIRCUIT	1,249	1,973		1,636	188	330
ORANGE COUNTY	4,401	117	861	706	4,352	13,777
COUNTY TOTALS:	5,650	2,090	861	2,342	4,540	14,107
OWEN						
OWEN CIRCUIT	4,332	2,356	629	4,189	10,880	11,734
COUNTY TOTALS:	4,332	2,356	629	4,189	10,880	11,734
PARKE						
PARKE CIRCUIT - NOT REPORTING						
COUNTY TOTALS:						
PERRY						
PERRY CIRCUIT	3,717	2,423	594	4,797	17,373	11,860
COUNTY TOTALS:	3,717	2,423	594	4,797	17,373	11,860
PIKE						
PIKE CIRCUIT	2,970	1,428	428	2,093	2,636	8,215
COUNTY TOTALS:	2,970	1,428	428	2,093	2,636	8,215
PORTER						
PORTER ALL COURTS	45,570	16,759	7,061	36,666	45,671	109,376
COUNTY TOTALS:	45,570	16,759	7,061	36,666	45,671	109,376
POSEY						
POSEY CIRCUIT	917	1,764		3,102	2	32
POSEY COUNTY	6,980		942	761	1,995	23,964
COUNTY TOTALS:	7,897	1,764	942	3,883	1,997	23,996
PULASKI						
PULASKI CIRCUIT & COUNTY	2,819	1,450	427	3,680	3,943	6,680
COUNTY TOTALS:	2,819	1,450	427	3,680	3,943	6,680

TRIAL COURT REVENUES FOR STATE FUNDS  
1-1-87 TO 6-30-87

PAGE 245

MUNICIPAL PROSECUTOR FEES	FAMILY & VICTIM ASSIS. FUND	BUREAU OF MOTOR VE- HICLE FEE	INFRACTION JUDGEMENTS	CONSER- VATION DEPART.	ALCOHOL & DRUG PROG. 7% DIV. ADD. SERV.	OTHER	<u>TOTAL REV- ENUES FOR STATE FUNDS</u>
	652	2,884	1,251	130		1,350	30,499
	3,830	2,934	1,251	130		1,570	43,283
	8,085	5,126			175		91,296
	8,085	5,126			175		91,296
	1,345	5,580	8,352	1,280	4,891	1,070	56,065
	1,345	5,580	8,352	1,280	4,891	1,070	56,065
	2,900	8					10,340
	578						3,472
70	4,125	8,764	14,377	390			111,131
70	7,603	8,772	14,377	390			124,943
	290						1,087
	365		1,534	10			8,812
	655		1,534	10			9,899
	1,575						6,951
	1,550			1,800			27,564
	3,125			1,800			34,515
	1,136	5,410	8,135	508		5,243	54,552
	1,136	5,410	8,135	508		5,243	54,552
	1,745	5,403	10,449				58,361
	1,745	5,403	10,449				58,361
	1,460	3,573	7,252	660		7,050	37,765
	1,460	3,573	7,252	660		7,050	37,765
	13,000	52,917	85,126	840		9,396	422,382
	13,000	52,917	85,126	840		9,396	422,382
	1,440						7,257
120		7,218	12,219	510			54,729
120	1,440	7,218	12,219	510			61,986
	2,263	2,952	3,952	70		20	28,256
	2,263	2,952	3,952	70		20	28,256

## TRIAL COURT REVENUES FOR STATE FUNDS

PAGE 246

1-1-87 TO 6-30-87

	STATE DOCKET FEES	JUDICIAL FEES	COUNTY COURT JU- DICIAL FEES	JUDICIAL SALARIES FEE	FINES (STATE LAW VIOLATION)	PROS.ATTY. FEES(STATE PORTICN)
<b>PUTNAM</b>						
PUTNAM CIRCUIT	1,464	2,538	9	2,290	143	138
PUTNAM COUNTY	6,084	149	1,208	7,996	2,124	18,848
COUNTY TOTALS:	7,548	2,687	1,217	10,286	2,267	18,986
<b>RANDOLPH</b>						
RANDOLPH CIRCUIT	1,120	2,161		1,133	1	64
RANDOLPH COUNTY	359		177	4,292	5,822	864
COUNTY TOTALS:	1,479	2,161	177	5,425	5,823	928
<b>RIPLEY</b>						
RIPLEY CIRCUIT	1,217	2,419	200	2,999	1,896	1,112
COUNTY TOTALS:	1,217	2,419	200	2,999	1,896	1,112
<b>RUSH</b>						
RUSH CIRCUIT	805	1,674		1,616		112
RUSH COUNTY	3,366	745	4,459		10,886	11,849
COUNTY TOTALS:	4,171	2,419	4,459	1,616	10,886	11,961
<b>ST. JOSEPH</b>						
ST. JOSEPH ALL COURTS	60,539	23,044	9,537	74,498	168,250	182,343
COUNTY TOTALS:	60,539	23,044	9,537	74,498	168,250	182,343
<b>SCOTT</b>						
SCOTT CIRCUIT & COUNTY	7,400	2,538	1,129	4,287	30,711	21,446
COUNTY TOTALS:	7,400	2,538	1,129	4,287	30,711	21,446
<b>SHELBY</b>						
SHELBY ALL COURTS	9,533	5,677	4,480	16,244	28,538	26,208
COUNTY TOTALS:	9,533	5,677	4,480	16,244	28,538	26,208
<b>SPENCER</b>						
SPENCER CIRCUIT	8,916	1,712	1,566	3,954	1,199	25,144
COUNTY TOTALS:	8,916	1,712	1,566	3,954	1,199	25,144
<b>STARKE</b>						
STARKE CIRCUIT	3,706	3,697		4,853	1,401	1,759
COUNTY TOTALS:	3,706	3,697		4,853	1,401	1,759
<b>STEBEN</b>						
STEBEN CIRCUIT	765	1,406		1,140	845	208
STEBEN SUPERIOR	4,874	648	771	4,911	21,255	13,669
COUNTY TOTALS:	5,639	2,054	771	6,051	22,100	13,877
<b>SULLIVAN</b>						
SULLIVAN CIRCUIT & COUNTY	5,733	2,161	1,072	6,407	18,141	17,203
COUNTY TOTALS:	5,733	2,161	1,072	6,407	18,141	17,203
<b>SWITZERLAND</b>						
SWITZERLAND CIRCUIT & SUPERIOR	1,138	639	147	1,629	5,528	3,264
COUNTY TOTALS:	1,138	639	147	1,629	5,528	3,264
<b>TIPPECANOE</b>						
TIPPECANOE CIRCUIT	1,077	2,439		2,981		



TRIAL COURT REVENUES FOR STATE FUNDS  
1-1-87 TO 6-30-87

PAGE 247

MUNICIPAL PROSECUTOR FEES	FAMILY & VICTIM ASSIS. FUND	BUREAU OF MOTOR VE- HICLE FEE	INFRACTION JUDGEMENTS	CONSER- VATION DEPART.	ALCOHOL & DRUG PROG. 7% DIV. ADD. SERV.	OTHER	<u>TOTAL REV- ENUES FOR STATE FUNDS</u>
	2,545				280		9,407
	872	8,318	22,697	220		230	68,746
	3,417	8,318	22,697	220	280	230	78,153
	2,005					280	6,764
	270	1,113					12,897
	2,275	1,113				280	19,661
32		3,016				25	12,916
32		3,016				25	12,916
	1,980						6,187
		6,363	5,126			781	43,575
	1,980	6,363	5,126			781	49,762
	14,260	82,978		502		900	616,851
	14,260	82,978		502		900	616,851
	2,025	8,103	9,199			97	86,935
	2,025	8,103	9,199			97	86,935
	3,374	13,423		1,268	2,443	240	111,428
	3,374	13,423		1,268	2,443	240	111,428
	2,445	12,085	24,047	60			81,128
	2,445	12,085	24,047	60			81,128
	2,960					50	18,426
	2,960					50	18,426
	530						4,894
	400	7,235	11,436	295			65,494
	930	7,235	11,436	295			70,388
75	2,480	7,886		2,070			63,228
75	2,480	7,886		2,070			63,228
	717	1,033	1,365	639		20	16,119
	717	1,033	1,365	639		20	16,119
	1,890					1,890	10,277

## TRIAL COURT REVENUES FOR STATE FUNDS

PAGE 248

1-1-87 TO 6-30-87

	STATE DOCKET FEES	JUDICIAL FEES	COUNTY COURT JU- DICIAL FEES	JUDICIAL SALARIES FEE	FINES (STATE LAW VIOLATION)	PROS.ATTY. FEES(STATE PORTION)
TIPPECANOE SUPERIOR 1	1,684	2,313		974		
TIPPECANOE SUPERIOR 2	1,386	1,701		834		
TIPPECANOE SUPERIOR 3	1,685	63		18		
TIPPECANOE COUNTY I	1,674	2,025		31,590		
TIPPECANOE COUNTY II	18,870	9	3,772	3,771	23,713	43,761
COUNTY TOTALS:	26,376	8,550	3,772	40,168	23,713	43,761
TIPTON						
TIPTON CIRCUIT	1,150	2,006		2,177	1,581	714
COUNTY TOTALS:	1,150	2,006		2,177	1,581	714
UNION						
UNION CIRCUIT	3,586	2,055	631	2,034	19,228	12,142
COUNTY TOTALS:	3,586	2,055	631	2,034	19,228	12,142
VANDERBURGH						
VANDERBURGH ALL COURTS	42,386	26,609	6,380	56,231	78,121	123,491
COUNTY TOTALS:	42,386	26,609	6,380	56,231	78,121	123,491
VERMILLION						
VERMILLION CIRCUIT	2,175	1,531	292	3,140	6,038	4,659
COUNTY TOTALS:	2,175	1,531	292	3,140	6,038	4,659
VIGO						
VIGO ALL COURTS	8,867	11,806	366	34,158	6,827	6,784
COUNTY TOTALS:	8,867	11,806	366	34,158	6,827	6,784
WABASH						
WABASH CIRCUIT & COUNTY	6,191	3,551	1,068	9,800	22,868	14,609
COUNTY TOTALS:	6,191	3,551	1,068	9,800	22,868	14,609
WARREN						
WARREN CIRCUIT	3,025	926	517	1,591	5,911	8,526
COUNTY TOTALS:	3,025	926	517	1,591	5,911	8,526
WARRICK						
WARRICK CIRCUIT	1,400	2,448		2,228	651	606
WARRICK SUPERIOR	14,333	4,390		7,143	9,822	49,067
COUNTY TOTALS:	15,733	6,838		9,371	10,473	49,673
WASHINGTON						
WASHINGTON CIR & SUP	1,708	4,141		4,896	9,610	1,456
COUNTY TOTALS:	1,708	4,141		4,896	9,610	1,456
WAYNE						
WAYNE CIR, SUP 1 & 2	4,781	7,526		6,690	2,675	
WAYNE SUPERIOR 3	27,014	477	12,741	14,491	86,711	96,311
COUNTY TOTALS:	31,795	8,003	12,741	21,181	89,386	96,311
WELLS						
WELLS CIRCUIT	943	2,003		1,738	1,465	122
WELLS SUPERIOR	930	1,965	1	4,215	12,644	4,428
COUNTY TOTALS:	1,873	3,968	1	5,953	14,109	4,550

TRIAL COURT REVENUES FOR STATE FUNDS

1-1-87 TO 6-30-87

MUNICIPAL PROSECUTOR FEES	FAMILY & VICTIM ASSIS.FUND	BUREAU OF MOTOR VE- HICLE FEE	INFRACTION JUDGEMENTS	CONSER- VATION DEPART.	ALCOHOL & DRUG PROG. 7% DIV.ADD.SERV.	OTHER	TOTAL REV- ENUES FOR STATE FUNDS
	1,975						6,946
	1,525						5,446
							1,766
			24,415				35,289
	5,390		24,415			1,890	118,311
							178,035
	1,395					543	9,566
	1,395					543	9,566
	1,125	5,776	9,539	740		1,052	57,908
	1,125	5,776	9,539	740		1,052	57,908
	20,210	48,040	42,206	270		12,334	456,278
	20,210	48,040	42,206	270		12,334	456,278
	1,290	2,370	2,321		988		24,804
	1,290	2,370	2,321		988		24,804
	10,935		403				80,146
	10,935		403				80,146
	1,040	7,469	32,715	270			99,581
	1,040	7,469	32,715	270			99,581
	776	4,323	5,509	130		538	31,772
	776	4,323	5,509	130		538	31,772
	970				9	369	8,681
	620	19,108	33,109	500	2,063	4,218	144,373
	1,590	19,108	33,109	500	2,072	4,587	153,054
	2,590				32	1,812	26,245
	2,590				32	1,812	26,245
	6,311	5					27,988
125		43,167	100,239		1,094		382,370
125	6,311	43,172	100,239		1,094		410,358
	1,241						7,512
	1,530	2,973	1,548				30,234
	2,771	2,973	1,548				37,746

## TRIAL COURT REVENUES FOR STATE FUNDS

PAGE 250

1-1-87 TO 6-30-87

	STATE DOCKET FEES	JUDICIAL FEES	COUNTY COURT JU- DICIAL FEES	JUDICIAL SALARIES FEE	FINES (STATE LAW VIOLATION)	PROS.ATTY. FEES(STATE PORTION)
<b>WHITE</b>						
WHITE CIRCUIT	1,354	2,340	54	2,041	37	549
WHITE SUPERIOR	3,879		1,108	3,672	9,999	13,419
COUNTY TOTALS:	5,233	2,340	1,162	5,713	10,036	13,968
<b>WHITLEY</b>						
WHITLEY CIRCUIT	1,338	2,763		2,718	1,147	135
WHITLEY SUPERIOR	7,549	405	1,445	6,123	37,868	26,209
COUNTY TOTALS:	8,887	3,168	1,445	8,841	39,015	26,344
GRAND TOTALS:	1,151,252	997,215	175,363	1,321,844	2,142,329	3,002,427

TRIAL COURT REVENUES FOR STATE FUNDS

1-1-87 TO 6-30-87

MUNICIPAL PROSECUTOR FEES	FAMILY & VICTIM ASSIS.FUND	BUREAU OF MOTOR VE- HICLE FEE	INFRACTION JUDGEMENTS	CONSER- VATION DEPART.	ALCOHOL & DRUG PROG. 7% DIV.ADD.SERV.	OTHER	<u>TOTAL REV- ENUES FOR STATE FUNDS</u>
	1,693				4		8,072
	680	6,071	3,890	170	945		43,833
	2,373	6,071	3,890	170	949		51,905
	679	50				4,374	13,204
	2,701	12,333	33,180	520			128,333
	3,380	12,383	33,180	520		4,374	141,537
102,816	460,618	1,109,112	1,786,206	29,738	83,511	103,699	12,466,130

TRIAL COURT REVENUES FOR COUNTY FUNDS  
1-1-87 TO 6-30-87

PAGE 252

	COURT COSTS	COUNTY DOCKET FEES	SERVICE OF PROC. & CERT. MAIL FEES	COUNTY POLICE PENSION TRUST
<b>ADAMS</b>				
ADAMS CIRCUIT	4,137		150	365
ADAMS SUPERIOR	1,237	7,578	420	4,977
COUNTY TOTALS:	5,374	7,578	570	5,342
<b>ALLEN</b>				
ALLEN CIRCUIT & SUPERIOR	136,192		12,626	42,148
COUNTY TOTALS:	136,192		12,626	42,148
<b>BARTHOLOMEW</b>				
BARTHOLOMEW CIRCUIT	3,580		2,665	
BARTHOLOMEW SUPERIOR 1	4,391		2,249	
BARTHOLOMEW SUPERIOR 2	3,765	26,352	6,317	
COUNTY TOTALS:	11,736	26,352	11,231	
<b>BENTON</b>				
BENTON CIRCUIT	3,023	2,775	1,515	
COUNTY TOTALS:	3,023	2,775	1,515	
<b>BLACKFORD</b>				
BLACKFORD CIRCUIT	5,500	2,277	2,476	252
BLACKFORD COUNTY	1,869	2,256	699	
COUNTY TOTALS:	7,369	4,533	3,175	252
<b>BOONE</b>				
BOONE CIRCUIT	2,006		658	
BOONE SUPERIOR 1	6,381			638
BOONE SUPERIOR 2	883	5,512		2,436
COUNTY TOTALS:	9,270	5,512	658	3,074
<b>BROWN</b>				
BROWN CIRCUIT	2,192	2,448	2,595	
COUNTY TOTALS:	2,192	2,448	2,595	
<b>CARROLL</b>				
CARROLL CIRCUIT	4,092	5,655	1,950	
COUNTY TOTALS:	4,092	5,655	1,950	
<b>CASS</b>				
CASS CIRCUIT	2,550	1,024	266	1,468
CASS SUPERIOR	5,938	9,705	590	8,594
COUNTY TOTALS:	8,488	10,729	856	10,062
<b>CLARK</b>				
CLARK CIRCUIT	5,230		1,180	1,314
CLARK SUPERIOR 1	2,271		1,000	1,194
CLARK SUPERIOR 2	3,671		1,970	2,823
CLARK COUNTY 1	3,137	18,415	570	6,431
COUNTY TOTALS:	14,309	18,415	4,720	11,762
<b>CLAY</b>				
CLAY CIRCUIT	3,933	170	1,168	

TRIAL COURT REVENUES FOR COUNTY FUNDS  
1-1-87 TO 6-30-87

JURY FEES	SUPPORT FEES	PROS. ATTY. FEE (COUNTY PORTION)	ADULT PROBATION USER FEE*	CHANGE OF VENUE	BAIL BOND FEE	OTHER
100	4,050	8	590		75	2,334
	810	4,820	3,591		675	3,434
100	4,860	4,828	4,181		750	5,768
	51,475	46,928	46,251	820	9,333	46,432
	51,475	46,928	46,251	820	9,333	46,432
200	7,343	99	1,520		70	
435	4,890	84	460		1,740	
	1,350	17,215	22,674		2,480	
635	13,583	17,398	24,654		4,290	
	615	2,056		567	210	
	615	2,056		567	210	
	2,415	412	2,892			841
		336	4,280			
	2,415	748	7,172			841
		8				
		16				
		1,236	10,780			
		1,260	10,780			
100	1,635	2,110	15,925		515	1,340
100	1,635	2,110	15,925		515	1,340
150	3,330	2,696	2,185		615	1,860
150	3,330	2,696	2,185		615	1,860
24	6,565	817	5,273		90	4,042
100	15	3,072	1,243		760	1,454
124	6,580	3,889	6,516		850	5,496
250	15	28	2,160		50	
600	14,010	60	3,775		75	39
200	6,136					
100		11,320	14,147		1,830	7,218
1,150	20,161	11,408	20,082		1,955	7,257
450	3,470	29	405	10,650	20	1,471

## TRIAL COURT REVENUES FOR COUNTY FUNDS

PAGE 254

1-1-87 TO 6-30-87

	COURT COSTS	COUNTY DCKET FEES	SERVICE OF PROC. & CERT. MAIL FEES	COUNTY POLICE PENSION TRUST
CLAY SUPERIOR	671	4,844	1,795	
COUNTY TOTALS:	4,604	5,014	2,963	
CLINTON				
CLINTON CIRCUIT	6,292	885	560	1,689
CLINTON COUNTY	633	5,867	14	3,029
COUNTY TOTALS:	6,925	6,752	574	4,718
CRAWFORD				
CRAWFORD CIRCUIT	1,667	2,585	1,470	
COUNTY TOTALS:	1,667	2,585	1,470	
DAVISS				
DAVISS CIRCUIT	2,895		1,575	
DAVISS COUNTY	64	9,153	2,523	1,000
COUNTY TOTALS:	2,959	9,153	4,098	1,000
DEARBORN				
DEARBORN CIRCUIT & COUNTY	4,457	4,794	3,583	
COUNTY TOTALS:	4,457	4,794	3,583	
DECATUR				
DECATUR CIRCUIT	4,543		421	1,409
DECATUR COUNTY	173	7,553	1,545	
COUNTY TOTALS:	4,716	7,553	1,966	1,409
DEKALB				
DEKALB CIRCUIT	6,967		1,138	
DEKALB SUPERIOR	3,796	8,550	4,731	
COUNTY TOTALS:	10,763	8,550	5,869	
DELAWARE				
DELAWARE ALL COURTS	22,778	15,678	30,932	
COUNTY TOTALS:	22,778	15,678	30,932	
DUBOIS				
DUBOIS CIRCUIT	5,193		202	1,122
DUBOIS SUPERIOR		11,849	712	1,108
COUNTY TOTALS:	5,193	11,849	914	2,230
ELKHART				
ELKHART CIRCUIT	8,880		1,610	2,699
ELKHART SUP 1, 2 & CO (ELK)	14,792	28,571	36,144	
ELKHART SUPERIOR 3	3,668		2,823	
ELKHART CO - COSHEN		18,979	10,800	200
COUNTY TOTALS:	27,340	47,550	51,377	2,899
FAYETTE				
FAYETTE CIRCUIT & SUPERIOR	5,606	5,602	6,764	
COUNTY TOTALS:	5,606	5,602	6,764	
FLOYD				
FLOYD ALL COURTS	14,695	14,200	10,085	
COUNTY TOTALS:	14,695	14,200	10,085	



TRIAL COURT REVENUES FOR COUNTY FUNDS  
1-1-87 TO 6-30-87

JURY FEES	SUPPORT FEES	PROS.ATTY. FEE (COUNTY PORTION)	ADULT PROBATION USER FEE*	CHANGE OF VENUE	BAIL BOND FEE	OTHER
			8,352		435	2,553
450	3,470	29	8,757	10,650	455	4,024
200	7,760	61	2,209	1,621	35	
30		5,445	477		795	
230	7,760	5,506	2,686	1,621	830	
	495	1,692	1,555		725	
	495	1,692	1,555		725	
200	3,330	23	390		65	50
90		5,857	3,835		880	7,318
290	3,330	5,880	4,225		945	7,368
135	2,720	837	6,840		1,315	6,702
135	2,720	837	6,840		1,315	6,702
	6,705	246	1,835		115	3,835
		4,644	4,699		340	168
	6,705	4,890	6,534		455	4,003
	8,710	16				3,189
148		6,473	10,504	741	985	
148	8,710	6,489	10,504	741	985	3,189
	11,785	5,136	8,289		2,290	13,552
	11,785	5,136	8,289		2,290	13,552
338	5,135	504	1,170		40	375
		7,104	2,245		560	5,762
338	5,135	7,608	3,415		600	6,137
150	6,819		4,265	7,531		102
153	9,558	1,081	20,279		1,010	4,843
		307	3,039			502
		13,583	12,292		1,675	
303	16,377	14,971	39,875	7,531	2,685	5,447
	5,750	2,880	11,348	773	1,040	1,662
	5,750	2,880	11,348	773	1,040	1,662
	90	8,910	4,611		113	
	90	8,910	4,611		113	

## TRIAL COURT REVENUES FOR COUNTY FUNDS

PAGE 256

1-1-87 TO 6-30-87

	COURT COSTS	COUNTY DOCKET FEES	SERVICE OF PROC. & CEPT. MAIL FEES	COUNTY POLICE PENSION TRUST
<b>FOUNTAIN</b>				
FOUNTAIN CIRCUIT	5,348	2,543	2,319	
COUNTY TOTALS:	5,348	2,543	2,319	
<b>FRANKLIN</b>				
FRANKLIN CIRCUIT	5,185	3,132	1,246	1,850
COUNTY TOTALS:	5,185	3,132	1,246	1,850
<b>FULTON</b>				
FULTON CIRCUIT	4,147		3,851	
FULTON COUNTY		10,731	1,885	
COUNTY TOTALS:	4,147	10,731	5,746	
<b>GIBSON</b>				
GIBSON CIRCUIT	4,579	10	2,674	
GIBSON SUPERIOR	409	10,065	2,215	
COUNTY TOTALS:	4,988	10,075	4,889	
<b>GRANT</b>				
GRANT CIRCUIT	8,935		2,318	
GRANT SUPERIOR 1	2,618		2,464	
GRANT SUPERIOR 2	1,742		1,320	
GRANT COUNTY		33,507	331	8,692
COUNTY TOTALS:	13,295	33,507	6,433	8,692
<b>GREENE</b>				
GREENE CIRCUIT	5,073		1,257	672
GREENE COUNTY		6,416	1,193	
COUNTY TOTALS:	5,073	6,416	2,450	672
<b>HAMILTON</b>				
HAMILTON CIRCUIT	7,206		1,260	1,432
HAMILTON SUPERIOR 1	5,545		1,930	1,380
HAMILTON SUPERIOR 2	3,743		1,358	1,088
HAMILTON COUNTY	1,454	26,372	370	7,951
COUNTY TOTALS:	17,948	26,372	4,918	11,851
<b>HANCOCK</b>				
HANCOCK ALL COURTS	10,249	18,954	1,374	4,535
COUNTY TOTALS:	10,249	18,954	1,374	4,535
<b>HARRISON</b>				
HARRISON CIRCUIT	3,473		1,850	
HARRISON COUNTY	568	6,443	1,527	
COUNTY TOTALS:	4,041	6,443	3,377	
<b>HENDRICKS</b>				
HENDRICKS ALL COURTS	10,863	19,190	2,394	4,915
COUNTY TOTALS:	10,863	19,190	2,394	4,915
<b>HENRY</b>				
HENRY CIRCUIT	2,742		473	1,389

TRIAL COURT REVENUES FOR COUNTY FUNDS

1-1-87 TO 6-30-87

JURY FEES	SUPPORT FEES	PROS.ATTY. FEE(COUNTY PORTION)	ADULT PROBATION USER FEE*	CHANGE OF VENUE	BAIL BOND FEE	OTHER
	1,306	2,468	5,326		1,268	9,072
	1,306	2,468	5,326		1,268	9,072
	315	2,728	7,055		508	3,228
	315	2,728	7,055		508	3,228
	3,394	57	1,727		35	1,906
50		10,404	11,070		295	
50	3,394	10,461	12,797		330	1,906
	2,595	28	1,270		45	4,238
50		7,808	10,792		485	
50	2,595	7,836	12,062		530	4,238
	1,200	89	1,935		65	115
	1,855	65	870		55	121
	2,260	54	1,544		40	67
		9,771	11,061		10,813	
	5,315	9,979	15,410		10,973	303
150	2,210	16	390	6,432	710	4,173
50		2,204	80		1,490	1,399
200	2,210	2,220	470	6,432	2,200	5,572
300	3,800	82	3,078		90	
100	4,185	92	3,871		60	
	3,030	66	4,377		80	
10		22,891	108,132		3,045	
410	11,015	23,131	119,458		3,275	
536	9,821	14,660	4,950		2,710	15,041
536	9,821	14,660	4,950		2,710	15,041
	2,730	12	1,515			
		3,510	2,492			2,109
	2,730	3,522	4,007			2,109
1,208	5,298	12,489	48,162			
1,208	5,298	12,489	48,162			
	7,979	36	2,166		1,055	1,457

## TRIAL COURT REVENUES FOR COUNTY FUNDS

PAGE 258

1-1-87 TO 6-30-87

	COURT COSTS	COUNTY DOCKET FEES	SERVICE OF PROC. & CERT. MAIL FEES	COUNTY POLICE PENSION TRUST
HENRY SUPERIOR	4,077		577	2,076
HENRY COUNTY	1,143	10,185	2,464	
COUNTY TOTALS:	7,962	10,185	3,514	3,465
HOWARD				
HOWARD CIRCUIT	4,449	760	1,604	
HOWARD SUPERIOR 1	4,404	66	4,299	
HOWARD SUPERIOR 2	3,807	7	2,627	
HOWARD COUNTY	748	20,640	10,514	
COUNTY TOTALS:	13,408	21,473	19,044	
HUNTINGTON				
HUNTINGTON CIRCUIT & COUNTY	5,873	11,155	506	6,820
COUNTY TOTALS:	5,873	11,155	506	6,820
JACKSON				
JACKSON CIRCUIT	4,651		2,410	1,064
JACKSON COUNTY		29,389	2,636	
COUNTY TOTALS:	4,651	29,389	5,046	1,064
JASPER				
JASPER CIRCUIT	3,189		1,067	
JASPER SUPERIOR	1,763	14,130	4,694	
COUNTY TOTALS:	4,952	14,130	5,761	
JAY				
JAY CIRCUIT & COUNTY	4,658	4,339	1,180	
COUNTY TOTALS:	4,658	4,339	1,180	
JEFFERSON				
JEFFERSON CIRCUIT & COUNTY	4,873	8,857	33,330	
COUNTY TOTALS:	4,873	8,857	33,330	
JENNINGS				
JENNINGS CIRCUIT	3,515	2,249	2,458	1,107
COUNTY TOTALS:	3,515	2,249	2,458	1,107
JOHNSON				
JOHNSON ALL COURTS	16,271	8,014	17,408	
COUNTY TOTALS:	16,271	8,014	17,408	
KNOX				
KNOX ALL COURTS	8,162	17,065	6,720	2,518
COUNTY TOTALS:	8,162	17,065	6,720	2,518
KOSCIUSKO				
KOSCIUSKO CIRCUIT	7,192		4,756	
KOSCIUSKO SUPERIOR	5,241	270	4,223	
KOSCIUSKO COUNTY		16,678	4,455	15,200
COUNTY TOTALS:	12,433	16,948	13,434	15,200
LAGRANGE				
LAGRANGE CIRCUIT	4,571		700	1,196

TRIAL COURT REVENUES FOR COUNTY FUNDS  
1-1-87 TO 6-30-87

JURY FEES	SUPPORT FEES	PROS.ATTY. FEE(COUNTY PORTION)	ADULT PROBATION USER FEE*	CHANGE OF VENUE	RAIL BOND FEE	OTHER
	8,578	40	1,634		1,655	743
		3,227	1,305			15
	16,557	3,303	5,105		2,110	2,215
10	6,875	125	5,010		196	13,226
25	6,722	23	1,249			500
	7,624	89	1,703		148	763
		14,634	7,390		3,311	4,601
35	21,221	14,871	15,352		3,655	19,090
200	3,862	9,125			1,061	6,955
200	3,862	9,125			1,061	6,955
	3,735	354	7,633		650	3,146
170		25,814	5,287			
170	3,735	26,168	12,920		650	3,146
35		18	750	798	23	6,561
1,482		13,975	2,210	1,050	320	
1,517		13,993	2,960	1,848	343	6,561
	1,180	440	8,862		288	1,553
	1,180	440	8,862		288	1,553
	1,170	6,734	435			2,210
	1,170	6,734	435			2,210
	3,315	238	3,843			
	3,315	238	3,843			
159	10,152	2,203	19,031		1,391	18,221
159	10,152	2,203	19,031		1,391	18,221
100	1,360	8,473	4,485			
100	1,360	8,473	4,485			
100	7,755	60	3,055		145	14,716
	5,703	44	370		200	353
250		9,635	2,140		1,825	5,911
350	13,458	9,739	5,565		2,170	20,980
	3,175	52	2,890		45	1,445

## TRIAL COURT REVENUES FOR COUNTY FUNDS

PAGE 260

1-1-87 TO 6-30-87

	COURT COSTS	COUNTY DOCKET FEES	SERVICE OF PROC. & CERT. MAIL FEES	COUNTY POLICE PENSION TRUST
LAGRANGE COUNTY	24	10,020	1,092	
COUNTY TOTALS:	4,595	10,020	1,792	1,196
LAKE				
LAKE CIR, CO 2 & 3 & PROBATE	28,809	74,093	12,485	64,999
LAKE CIV. 1 & 5	10,832		14,502	
LAKE SUP. CIV. 2	15,110		10,943	
LAKE CIV 3 & 4, CO 1 & JUV.	13,310	2,824	16,259	
LAKE SUP CRIMINAL	1,247		170	1,481
COUNTY TOTALS:	69,308	76,917	54,359	66,480
LAPORTE				
LAPORTE CIRCUIT	10,755		394	
LAPORTE SUPERIOR 1	6,148		4,796	
LAPORTE SUPERIOR 2	2,026		1,798	
LAPORTE SUPERIOR 3		18,624	13,731	
LAPORTE SUPERIOR 4	590	24,422	3,325	
COUNTY TOTALS:	19,519	43,046	26,244	
LAWRENCE				
LAWRENCE CIRCUIT	2,773		2,776	
LAWRENCE SUPERIOR	3,829		3,833	
LAWRENCE COUNTY	180	12,593	311	2,108
COUNTY TOTALS:	6,782	12,593	6,920	2,108
MADISON				
MADISON ALL COURTS	29,984	18,504	30,493	
COUNTY TOTALS:	29,984	18,504	30,493	
MARION				
MARION ALL COURTS	180,104		140,142	
MARION ALL MUNICIPAL		495,906		
COUNTY TOTALS:	180,104	495,906	140,142	
MARSHALL				
MARSHALL ALL COURTS	11,725	18,204	22,556	5,913
COUNTY TOTALS:	11,725	18,204	22,556	5,913
MARTIN				
MARTIN CIRCUIT	1,692	2,618	242	5,850
COUNTY TOTALS:	1,692	2,618	242	5,850
MIAMI				
MIAMI CIRCUIT	3,466	90	2,548	
MIAMI SUPERIOR	4,830		5,019	
COUNTY TOTALS:	8,296	90	7,567	
MONROE				
MONROE ALL COURTS	21,346	44,150	61,194	
COUNTY TOTALS:	21,346	44,150	61,194	
MONTGOMERY				
MONTGOMERY CIRCUIT	6,665	26	1,240	1,638

TRIAL COURT REVENUES FOR COUNTY FUNDS  
1-1-87 TO 6-30-87

PAGE 261

JURY FEES	SUPPORT FEES	PROS.ATTY. FEE(COUNTY PORTION)	ADULT PROBATION USER FEE*	CHANGE OF VENUE	BAIL BOND FEE	OTHER
		6,011	7,536		1,580	310
	3,175	6,063	10,426		1,625	1,755
6,270	89,696	39,214	32,042	6,000	7,745	172,367
1,450				4,272	10,157	
1,400				2,448	35	17,429
650				3,221	22	15,402
1,587	260	500	12,195	1,210	11,330	26,238
11,357	89,956	39,714	44,237	17,151	29,289	231,436
	11,720	55	275		100	
200	5,143	60	1,279		26	1,881
100	2,630	20	70		10	110
		2,056	1,735		3,251	
50		13,512	1,600		2,542	8,504
350	19,493	15,703	4,959		6,029	10,555
13	3,360		6,714			
	4,630		4,862		393	
50		8,010			640	
63	7,990	8,010	11,576		1,033	
615	10,970	1,355	45,086			
615	10,970	1,355	45,086			
12,800	98,263	884			595	362,103
5,450		170,154			33,830	158,934
18,250	98,263	171,038			34,425	521,037
100	4,500	9,702	7,373		2,110	5,321
100	4,500	9,702	7,373		2,110	5,321
	1,770	2,102	4,590	96	2,395	
	1,770	2,102	4,590	96	2,395	
2,665	1,915	611	2,876		320	13,376
	3,290	5,274	5,639		310	
2,665	5,205	5,885	8,515		630	13,376
210	13,360	14,722	37,432		5,454	34,587
210	13,360	14,722	37,432		5,454	34,587
	19,435	97	2,357			5,191

## TRIAL COURT REVENUES FOR COUNTY FUNDS

PAGE 262

1-1-87 TO 6-30-87

	COURT COSTS	COUNTY DOCKET FEES	SERVICE OF PROC. & CERT. MAIL FEES	COUNTY POLICE PENSION TRUST
MONTGOMERY COUNTY	115	5,231	10	2,551
COUNTY TOTALS:	6,780	5,257	1,250	4,189
MORGAN				
MORGAN ALL COURTS	11,836	16,279	12,429	
COUNTY TOTALS:	11,836	16,279	12,429	
NEWTON				
NEWTON CIRCUIT & SUPERIOR	4,021	4,123	2,667	
COUNTY TOTALS:	4,021	4,123	2,667	
NOBLE				
NOBLE CIRCUIT	5,900		1,093	900
NOBLE SUPERIOR	1,556		400	396
NOBLE COUNTY		11,608		2,394
COUNTY TOTALS:	7,456	11,608	1,533	4,190
OHIO				
OHIO CIRCUIT	154			
OHIO SUPERIOR	416	975		303
COUNTY TOTALS:	570	975		303
ORANGE				
ORANGE CIRCUIT	2,372		1,924	
ORANGE COUNTY	323	6,915	2,188	
COUNTY TOTALS:	2,695	6,915	4,112	
OWEN				
OWEN CIRCUIT	4,136	4,526	4,241	
COUNTY TOTALS:	4,136	4,526	4,241	
PARKE				
PARKE CIRCUIT - NOT REPORTING				
COUNTY TOTALS:				
PERRY				
PERRY CIRCUIT	6,089	5,515	2,720	
COUNTY TOTALS:	6,089	5,515	2,720	
PIKE				
PIKE CIRCUIT	3,225	2,570	1,437	
COUNTY TOTALS:	3,225	2,570	1,437	
PORTER				
PORTER ALL COURTS	21,934	47,102	8,220	22,307
COUNTY TOTALS:	21,934	47,102	8,220	22,307
POSEY				
POSEY CIRCUIT	3,046	1,070	1,875	
POSEY COUNTY		6,980	2	
COUNTY TOTALS:	3,046	8,050	1,877	
PULASKI				
PULASKI CIRCUIT & COUNTY	4,550	3,627	3,253	
COUNTY TOTALS:	4,550	3,627	3,253	



TRIAL COURT REVENUES FOR COUNTY FUNDS  
1-1-87 TO 6-30-87

PAGE 263

JURY FEES	SUPPORT FEES	PROS.ATTY. FEE(COUNTY PORTION)	ADULT PROBATION USER FEE*	CHANGE OF VENUE	BAIL PCND FEE	OTHER
		770	7,124		390	503
	19,435	867	9,481		390	5,694
350	980	2,046	39,587		2,933	
350	980	2,046	39,587		2,933	
433	1,605	2,736	3,064		205	5,808
433	1,605	2,736	3,064		205	5,808
13	4,648	24	385		1,355	
	1,341	8	17,159		1,413	
		4,474	38,144		1,680	2,891
13	5,989	4,506	55,688		4,448	2,891
	375					
		556	1,615		85	
	375	556	1,615		85	
	2,535	136	635		95	76
		3,447	9,785		625	2,427
	2,535	3,583	10,420		730	2,503
374	360	2,932	7,800	2,116	575	
374	360	2,932	7,800	2,116	575	
		2,532				455
		2,532				455
50	4,955	1,739	6,948		195	
50	4,955	1,739	6,948		195	
110	14,160	27,344	26,291		4,500	34,967
110	14,160	27,344	26,291		4,500	34,967
	3,395	8	580			
50		6,369	15,535		3,270	
50	3,395	6,377	16,115		3,270	
40	4,590	2,449	10,777		195	903
40	4,590	2,449	10,777		195	903

TRIAL COURT REVENUES FOR COUNTY FUNDS  
1-1-87 TO 6-30-87

PAGE 264

	COURT COSTS	COUNTY DOCKET FEES	SERVICE OF PROC. & CERT. MAIL FEES	COUNTY POLICE PENSION TRUST
<b>PUTNAM</b>				
PUTNAM CIRCUIT	6,472	10	1,849	
PUTNAM COUNTY	231	11,863	2,032	
COUNTY TOTALS:	6,703	11,873	3,881	
<b>RANDOLPH</b>				
RANDOLPH CIRCUIT	5,285		2,474	
RANDOLPH COUNTY	609	3,528	3,745	
COUNTY TOTALS:	5,894	3,528	6,219	
<b>RIPLEY</b>				
RIPLEY CIRCUIT	8,841	2,955	4,164	347
COUNTY TOTALS:	8,841	2,955	4,164	347
<b>RUSH</b>				
RUSH CIRCUIT	3,109		520	1,699
RUSH COUNTY	96	6,527	130	719
COUNTY TOTALS:	3,205	6,527	650	2,418
<b>ST. JOSEPH</b>				
ST. JOSEPH ALL COURTS	43,159	92,248	85,337	
COUNTY TOTALS:	43,159	92,248	85,337	
<b>SCOTT</b>				
SCOTT CIRCUIT & COUNTY	5,369	5,685	4,773	
COUNTY TOTALS:	5,369	5,685	4,773	
<b>SHELBY</b>				
SHELBY ALL COURTS	14,726	14,660	2,414	10,567
COUNTY TOTALS:	14,726	14,660	2,414	10,567
<b>SPENCER</b>				
SPENCER CIRCUIT	3,633	7,809	3,099	
COUNTY TOTALS:	3,633	7,809	3,099	
<b>STARKE</b>				
STARKE CIRCUIT	6,779		4,533	1,200
COUNTY TOTALS:	6,779		4,533	1,200
<b>STEBEN</b>				
STEBEN CIRCUIT	3,267		490	
STEBEN SUPERIOR	576	7,468	1,564	
COUNTY TOTALS:	3,843	7,468	2,054	
<b>SULLIVAN</b>				
SULLIVAN CIRCUIT & COUNTY	3,840	8,640	1,108	
COUNTY TOTALS:	3,840	8,640	1,108	
<b>SWITZERLAND</b>				
SWITZERLAND CIRCUIT & SUPERIOR	1,121	1,438	1,429	
COUNTY TOTALS:	1,121	1,438	1,429	
<b>TIPPECANOE</b>				
TIPPECANOE CIRCUIT	71,106		1,108	792

TRIAL COURT REVENUES FOR COUNTY FUNDS  
1-1-87 TO 6-30-87

JURY FEES	SUPPORT FEES	PROS. ATTY. FEE (COUNTY PORTION)	ADULT PROBATION USER FEE*	CHANGE OF VENUE	BAIL BOND FEE	OTHER
	3,405	29	2,495		30	2,382
		7,404	2,536		60	
	3,405	7,433	5,031		90	2,382
808	8,352	16	1,460		3	548
48		212	730		115	
856	8,352	228	2,190		118	548
50	4,435	210	5,723			1,700
50	4,435	210	5,723			1,700
	1,305	46	200		140	
		4,390	3,795		735	
	1,305	4,436	3,995		875	
460	94,650	64,291	19,317	40	11,108	55,039
460	94,650	64,291	19,317	40	11,108	55,039
	3,640	4,524	145		1,221	10,924
	3,640	4,524	145		1,221	10,924
815	3,765	6,552	4,494		1,490	4,416
815	3,765	6,552	4,494		1,490	4,416
	225	6,286	1,442	168	395	
	225	6,286	1,442	168	395	
	3,100	350	6,131	1,954	148	
	3,100	350	6,131	1,954	148	
200	5,892	24	2,718	352	160	
50	30	3,402	13,059		1,705	
250	5,922	3,426	15,777	352	1,865	
	970	7,141	625	3,410		
	970	7,141	625	3,410		
	585	612	1,610		225	1,674
	585	612	1,610		225	1,674
	2,870		765			

## TRIAL COURT REVENUES FOR COUNTY FUNDS

PAGE 266

1-1-87 TO 6-30-87

	COURT COSTS	COUNTY DOCKET FEES	SERVICE OF PROC. & CERT. MAIL FEES	COUNTY POLICE PENSION TRUST
TIPPECANOE SUPERIOR 1	2,220		3,179	
TIPPECANOE SUPERIOR 2	1,714		1,990	
TIPPECANOE SUPERIOR 3	132		19	
TIPPECANOE COUNTY I	3,521	23,317	19,719	
TIPPECANOE COUNTY II		18,860		1,072
COUNTY TOTALS:	78,693	42,177	26,015	1,864
TIPTON				
TIPTON CIRCUIT	4,206		2,341	
COUNTY TOTALS:	4,206		2,341	
UNION				
UNION CIRCUIT	3,850	3,135	2,167	
COUNTY TOTALS:	3,850	3,135	2,167	
VANDERBURGH				
VANDERBURGH ALL COURTS	47,977	64,406	7,061	38,226
COUNTY TOTALS:	47,977	64,406	7,061	38,226
VERMILLION				
VERMILLION CIRCUIT	3,597	2,574	1,303	
COUNTY TOTALS:	3,597	2,574	1,303	
VIGO				
VIGO ALL COURTS	26,081	19,467	17,329	
COUNTY TOTALS:	26,081	19,467	17,329	
WABASH				
WABASH CIRCUIT & COUNTY	9,888	8,822	1,560	4,122
COUNTY TOTALS:	9,888	8,822	1,560	4,122
WARREN				
WARREN CIRCUIT	2,321	2,606	1,433	
COUNTY TOTALS:	2,321	2,606	1,433	
WARRICK				
WARRICK CIRCUIT	4,326		769	1,862
WARRICK SUPERIOR	6,211	13,575	492	2,562
COUNTY TOTALS:	10,537	13,575	1,261	4,424
WASHINGTON				
WASHINGTON CIR & SUP	6,268	1,530	3,522	
COUNTY TOTALS:	6,268	1,530	3,522	
WAYNE				
WAYNE CIR, SUP 1 & 2	17,515		2,153	9,390
WAYNE SUPERIOR 3		35,374		19,346
COUNTY TOTALS:	17,515	35,374	2,153	28,736
WELLS				
WELLS CIRCUIT	3,483		1,347	
WELLS SUPERIOR	2,604	3,568	3,345	
COUNTY TOTALS:	6,087	3,568	4,692	

TRIAL COURT REVENUES FOR COUNTY FUNDS  
1-1-87 TO 6-30-87

PAGE 267

JURY FEES	SUPPORT FEES	PROS.ATTY. FEE(COUNTY PORTION)	ADULT PROBATION USER FEE*	CHANGE OF VENUE	PAIL BOND FEE	OTHER
	11,715		2,860			1,416
	10,505		475			198
	645		268			
					120	430
50		26,426	6,658			
50	25,735	26,426	11,026		120	2,044
	1,785	176	6,045	4,991	13	6,287
	1,785	176	6,045	4,991	13	6,287
200	1,575	4,919	100		460	813
200	1,575	4,919	100		460	813
1,561	16,690	26,588	116,255		5,889	95,247
1,561	16,690	26,588	116,255		5,889	95,247
	2,898	1,856	6,121			
	2,898	1,856	6,121			
	7,200	2,629	9,854		1,900	
	7,200	2,629	9,854		1,900	
100	7,176	5,958	12,001	1,442	1,515	
100	7,176	5,958	12,001	1,442	1,515	
	1,160	3,489	2,126		400	200
	1,160	3,489	2,126		400	200
10	1,015	149	1,675			
	518	18,194	1,823		578	960
10	1,533	18,343	3,498		578	960
250	4,180	616	4,502		1,245	125
250	4,180	616	4,502		1,245	125
100	3,819	343	23,668		460	12,750
		22,179			3,160	
100	3,819	22,522	23,668		3,620	12,750
	6,426	31	2,091	96		
250	255	1,336	8,507		760	1,732
250	6,681	1,367	10,598	96	760	1,732

## TRIAL COURT REVENUES FOR COUNTY FUNDS

PAGE 268

1-1-87 TO 6-30-87

	COURT COSTS	COUNTY LOCKET FEES	SERVICE OF PROC. & GERT. MAIL FEES	COUNTY POLICE PENSION TRUST
WHITE				
WHITE CIRCUIT	6,317	30	2,437	
WHITE SUPERIOR		6,688	3,074	
COUNTY TOTALS:	6,317	6,718	5,511	
WHITLEY				
WHITLEY CIRCUIT	5,285	161	611	1,093
WHITLEY SUPERIOR	735	10,872	200	4,081
COUNTY TOTALS:	6,020	11,033	811	5,174
GRAND TOTALS:	1,247,812	1,720,855	896,106	357,219

TRIAL COURT REVENUES FOR COUNTY FUNDS  
1-1-87 TO 6-30-87

JURY FEES	SUPPORT FEES	PROS.ATTY. FEE(COUNTY PORTION)	ADULT PROBATION USER FEE*	CHANGE OF VENUE	BAIL BOND FEE	OTHER
200	2,129	70	390		1,799	2,100
50		3,065	12,167		715	2,059
250	2,129	3,135	12,557		2,514	4,159
410	4,395	28	408			
162	345	9,561	6,909		1,776	1,990
572	4,740	9,589	7,317		1,776	1,990
49,942	827,706	907,993	1,208,768	62,799	203,259	1,317,756

## TRIAL COURT REVENUES FOR COUNTY FUNDS(PROGRAMS)

PAGE 270

1-1-87 TO 6-30-87

	ALCOHOL & DRUG PROGRAM	PRE-TRIAL DIVERSION FUND	MARIJUANA ERADICATION PROGRAM	JUVENILE PROBATION USER FEE*
<b>ADAMS</b>				
ADAMS CIRCUIT				175
ADAMS SUPERIOR				
COUNTY TOTALS:				175
<b>ALLEN</b>				
ALLEN CIRCUIT & SUPERIOR	85,997	72,967		
COUNTY TOTALS:	85,997	72,967		
<b>BARTHOLOMEW</b>				
BARTHOLOMEW CIRCUIT				323
BARTHOLOMEW SUPERIOR 1				
BARTHOLOMEW SUPERIOR 2	55,335			
COUNTY TOTALS:	55,335			323
<b>BENTON</b>				
BENTON CIRCUIT				
COUNTY TOTALS:				
<b>BLACKFORD</b>				
BLACKFORD CIRCUIT				520
BLACKFORD COUNTY				
COUNTY TOTALS:				520
<b>BOONE</b>				
BOONE CIRCUIT				
BOONE SUPERIOR 1				
BOONE SUPERIOR 2				
COUNTY TOTALS:				
<b>BROWN</b>				
BROWN CIRCUIT	4,013	3,075		2,850
COUNTY TOTALS:	4,013	3,075		2,850
<b>CARROLL</b>				
CARROLL CIRCUIT	12,985			
COUNTY TOTALS:	12,985			
<b>CASS</b>				
CASS CIRCUIT	5,808	3,392		90
CASS SUPERIOR	3,497	2,200		
COUNTY TOTALS:	9,305	5,592		90
<b>CLARK</b>				
CLARK CIRCUIT				
CLARK SUPERIOR 1				16,088
CLARK SUPERIOR 2				
CLARK COUNTY 1	31,025			
COUNTY TOTALS:	31,025			16,088
<b>CLAY</b>				
CLAY CIRCUIT				565



TRIAL COURT REVENUES FOR COUNTY FUNDS(PROGRAMS)

1-1-87 TO 6-30-87

INFORMAL	GUARDIAN AD	DOMESTIC	DOMESTIC	<u>TOTAL REV-</u>
ADJUSTMENT	LITUM OR	RELATIONS	RELATIONS	<u>ENUES FOR ALL</u>
PROGRAM	SPEC.ADVOCATE*	FEE	COUNSELING	<u>COUNTY FUNDS</u>

				11,219
				23,951
				35,170
				504,918
				504,918
335				14,292
				13,789
				112,814
335				140,895
				10,771
				10,771
				14,173
				5,160
				19,333
				2,672
				7,035
				10,067
				19,774
				20,023
				20,023
				33,333
				33,333
				26,046
				35,925
				61,971
				8,067
				19,249
				14,800
				80,046
				122,162
				21,361

## TRIAL COURT REVENUES FOR COUNTY FUNDS (PROGRAMS)

PAGE 272

1-1-87 TO 6-30-87

	ALCOHOL & DRUG PROGRAM	PRE-TRIAL DIVERSION FUND	MARIJUANA ERADICATION PROGRAM	JUVENILE PROBATION USER FEE*
CLAY SUPERIOR		1,200		
COUNTY TOTALS:		1,200		565
CLINTON				
CLINTON CIRCUIT	135			365
CLINTON COUNTY	17,496			
COUNTY TOTALS:	17,633			365
CRAWFORD				
CRAWFORD CIRCUIT	3,961	3,830		60
COUNTY TOTALS:	3,961	3,830		60
DAVIESS				
DAVIESS CIRCUIT				110
DAVIESS COUNTY				
COUNTY TOTALS:				110
DEARBORN				
DEARBORN CIRCUIT & COUNTY		3,922		460
COUNTY TOTALS:		3,922		460
DECATUR				
DECATUR CIRCUIT				
DECATUR COUNTY				
COUNTY TOTALS:				
DEKALB				
DEKALB CIRCUIT				513
DEKALB SUPERIOR	708	480		
COUNTY TOTALS:	708	480		513
DELAWARE				
DELAWARE ALL COURTS	51,592			1,253
COUNTY TOTALS:	51,592			1,253
DUBOIS				
DUBOIS CIRCUIT	448			975
DUBOIS SUPERIOR	9,350			
COUNTY TOTALS:	9,798			975
ELKHART				
ELKHART CIRCUIT	95			650
ELKHART SUP 1, 2 & CO (ELK)	788			1,945
ELKHART SUPERIOR 3	275			
ELKHART CO - GOSHEN	13,954			
COUNTY TOTALS:	15,112			2,595
FAYETTE				
FAYETTE CIRCUIT & SUPERIOR				910
COUNTY TOTALS:				910
FLOYD				
FLOYD ALL COURTS	85,664	22,030		1,765
COUNTY TOTALS:	85,664	22,030		1,765

TRIAL COURT REVENUES FOR COUNTY FUNDS (PROGRAMS)  
 1-1-87 TO 6-30-87

INFORMAL ADJUSTMENT PROGRAM	GUARDIAN AD LITUM OR SPEC. ADVOCATE*	DOMESTIC RELATIONS FEE	DOMESTIC RELATIONS COUNSELING	<u>TOTAL REV- ENUES FOR ALL COUNTY FUNDS</u>
				11,498
				32,859
	50			19,238
				33,311
	50			52,549
				16,425
				16,425
				8,138
				26,885
				35,023
				28,465
				28,465
				17,274
				14,423
				31,697
				20,020
				26,612
				46,632
				153,743
				153,743
2,170				15,527
2,170				38,615
4,340				54,142
				27,886
				96,940
				7,575
				59,191
				191,592
				30,077
				30,077
				155,787
				155,787

## TRIAL COURT REVENUES FOR COUNTY FUNDS(PROGRAMS)

PAGE 274

1-1-87 TO 6-30-87

	ALCOHOL & DRUG PROGRAM	PRE-TRIAL DIVERSION FUND	MARIJUANA ERADICATION PROGRAM	JUVENILE PROBATION USER FEE*
<b>FOUNTAIN</b>				
FOUNTAIN CIRCUIT	2,080			
COUNTY TOTALS:	2,080			
<b>FRANKLIN</b>				
FRANKLIN CIRCUIT		360		
COUNTY TOTALS:		360		
<b>FULTON</b>				
FULTON CIRCUIT	51			625
FULTON COUNTY	18,387	2,465		
COUNTY TOTALS:	18,438	2,465		625
<b>GIBSON</b>				
GIBSON CIRCUIT				20
GIBSON SUPERIOR				
COUNTY TOTALS:				20
<b>GRANT</b>				
GRANT CIRCUIT				
GRANT SUPERIOR 1				
GRANT SUPERIOR 2				1,187
GRANT COUNTY				
COUNTY TOTALS:				1,187
<b>GREENE</b>				
GREENE CIRCUIT		441		990
GREENE COUNTY		1,325		
COUNTY TOTALS:		1,766		990
<b>HAMILTON</b>				
HAMILTON CIRCUIT				6,150
HAMILTON SUPERIOR 1				
HAMILTON SUPERIOR 2				
HAMILTON COUNTY	77,349	210		
COUNTY TOTALS:	77,349	210		6,150
<b>HANCOCK</b>				
HANCOCK ALL COURTS	69,890	64,998	7,180	
COUNTY TOTALS:	69,890	64,998	7,180	
<b>HARRISON</b>				
HARRISON CIRCUIT				1,369
HARRISON COUNTY	25,684	6,500		
COUNTY TOTALS:	25,684	6,500		1,369
<b>HENDRICKS</b>				
HENDRICKS ALL COURTS	14,221			2,136
COUNTY TOTALS:	14,221			2,136
<b>HENRY</b>				
HENRY CIRCUIT				347

## TRIAL COURT REVENUES FOR COUNTY FUNDS(PROGRAMS)

PAGE 275

1-1-87 TO 6-30-87

INFORMAL ADJUSTMENT PROGRAM	GUARDIAN AD LITUM OR SPEC.ADVOCATE*	DOMESTIC RELATIONS FEE	DOMESTIC RELATIONS COUNSELING	<u>TOTAL REV- ENUES FOR ALL COUNTY FUNDS</u>
-----------------------------------	---	------------------------------	-------------------------------------	--

26,404

26,404

18,552

18,552

13,441

44,227

57,668

14,169

21,032

35,201

12,722

7,178

5,483

63,114

88,497

21,134

14,077

35,211

14,170

13,292

9,365

139,652

176,479

390

220,338

390

220,338

8,065

46,341

54,406

70,578

70,578

15,131

## TRIAL COURT REVENUES FOR COUNTY FUNDS(PROGRAMS)

PAGE 276

1-1-87 TO 6-30-87

	ALCOHOL & DRUG PROGRAM	PRE-TRIAL DIVERSION FUND	MARIJUANA ERADICATION PROGRAM	JUVENILE PROBATION USER FEE*
HENRY SUPERIOR				664
HENRY COUNTY		620		
COUNTY TOTALS:		620		1,011
HOWARD				
HOWARD CIRCUIT	5,404	1,070		3,749
HOWARD SUPERIOR 1	20	175		
HOWARD SUPERIOR 2		35		40
HOWARD COUNTY	59,710	13,355		75
COUNTY TOTALS:	65,134	14,635		3,864
HUNTINGTON				
HUNTINGTON CIRCUIT & COUNTY				
COUNTY TOTALS:				
JACKSON				
JACKSON CIRCUIT				
JACKSON COUNTY	65,995			
COUNTY TOTALS:	65,995			
JASPER				
JASPER CIRCUIT	700		300	
JASPER SUPERIOR	34,678		300	
COUNTY TOTALS:	35,378		600	
JAY				
JAY CIRCUIT & COUNTY		90		
COUNTY TOTALS:		90		
JEFFERSON				
JEFFERSON CIRCUIT & COUNTY				
COUNTY TOTALS:				
JENNINGS				
JENNINGS CIRCUIT	6,012			5
COUNTY TOTALS:	6,012			5
JOHNSON				
JOHNSON ALL COURTS	1,611	6,099		9,108
COUNTY TOTALS:	1,611	6,099		9,108
KNOX				
KNOX ALL COURTS	33,389	14,120		1,915
COUNTY TOTALS:	33,389	14,120		1,915
KOSCIUSKO				
KOSCIUSKO CIRCUIT				585
KOSCIUSKO SUPERIOR				1,688
KOSCIUSKO COUNTY				
COUNTY TOTALS:				2,273
LAGRANGE				
LAGRANGE CIRCUIT				2,011

## TRIAL COURT REVENUES FOR COUNTY FUNDS (PROGRAMS)

PAGE 277

1-1-87 TO 6-30-87

INFORMAL ADJUSTMENT PROGRAM	GUARDIAN AD LITUM OR SPEC. ADVOCATE*	DOMESTIC RELATIONS FEE	DOMESTIC RELATIONS COUNSELING	<u>TOTAL REV- ENUES FOR ALL COUNTY FUNDS</u>
				17,146
				17,654
				49,931
				33,719
				16,234
				15,100
				127,513
				192,566
				45,557
				45,557
				16,010
				124,004
				140,014
				12,691
				72,392
				85,083
				13,728
				13,728
				57,174
				57,174
				18,894
				18,894
				81,529
				81,529
				91,907
				91,907
				34,724
				16,034
				53,954
				104,712
				11,184

TRIAL COURT REVENUES FOR COUNTY FUNDS(PROGRAMS)  
1-1-87 TO 6-30-87

PAGE 278

	ALCOHOL & DRUG PROGRAM	PRE-TRIAL DIVERSION FUND	MARIJUANA ERADICATION PROGRAM	JUVENILE PROBATION USER FEE*
LAGRANGE COUNTY				
COUNTY TOTALS:				2,011
LAKE				
LAKE CIR, CO 2 & 3 & PROBATE	197,903	13,525		
LAKE CIV. 1 & 5				
LAKE SUP. CIV. 2				
LAKE CIV 3 & 4, CO 1 & JUV.				5,808
LAKE SUP CRIMINAL	503			856
COUNTY TOTALS:	198,406	13,525		6,664
LAPORTE				
LAPORTE CIRCUIT				
LAPORTE SUPERIOR 1				
LAPORTE SUPERIOR 2				
LAPORTE SUPERIOR 3	780			
LAPORTE SUPERIOR 4				
COUNTY TOTALS:	780			
LAWRENCE				
LAWRENCE CIRCUIT	372			3,844
LAWRENCE SUPERIOR	149			
LAWRENCE COUNTY	31,839			
COUNTY TOTALS:	32,360			3,844
MADISON				
MADISON ALL COURTS				6,755
COUNTY TOTALS:				6,755
MARION				
MARION ALL COURTS		11,295		52,662
MARION ALL MUNICIPAL	173,924	133,261		
COUNTY TOTALS:	173,924	144,556		52,662
MARSHALL				
MARSHALL ALL COURTS				
COUNTY TOTALS:				
MARTIN				
MARTIN CIRCUIT		1,550	125	
COUNTY TOTALS:		1,550	125	
MIAMI				
MIAMI CIRCUIT				210
MIAMI SUPERIOR				
COUNTY TOTALS:				210
MONROE				
MONROE ALL COURTS	71,427	29,075		3,841
COUNTY TOTALS:	71,427	29,075		3,841
MONTGOMERY				
MONTGOMERY CIRCUIT		110		



TRIAL COURT REVENUES FOR COUNTY FUNDS (PROGRAMS)

1-1-87 TO 6-30-87

INFORMAL ADJUSTMENT PROGRAM	GUARDIAN AD LITUM OR SPEC. ADVOCATE*	DOMESTIC RELATIONS FEE	DOMESTIC RELATIONS COUNSELING	<u>TOTAL REV- ENUES FOR ALL COUNTY FUNDS</u>
				19,037
				30,221
				713,106
				41,213
				47,365
				51,688
		602	291	45,419
		602	291	898,791
				23,024
				18,254
				6,694
				38,542
				55,205
				141,719
				9,294
				12,834
				55,731
				77,859
				91,921
				91,921
	1,085		13,200	819,386
				1,171,459
	1,085		13,200	1,990,845
				80,131
				80,131
				18,440
				18,440
				24,991
				18,723
				43,714
				295,525
				295,525
				34,402

## TRIAL COURT REVENUES FOR COUNTY FUNDS (PROGRAMS)

PAGE 280

1-1-87 TO 6-30-87

	ALCOHOL & DRUG PROGRAM	PRE-TRIAL DIVERSION FUND	MARIJUANA ERADICATION PROGRAM	JUVENILE PROBATION USER FEE*
MONTGOMERY COUNTY	965	14,005		
COUNTY TOTALS:	965	14,115		
MORGAN				
MORGAN ALL COURTS	2,320			2,938
COUNTY TOTALS:	2,320			2,938
NEWTON				
NEWTON CIRCUIT & SUPERIOR	1,819		1,175	25
COUNTY TOTALS:	1,819		1,175	25
NOBLE				
NOBLE CIRCUIT				
NOBLE SUPERIOR				423
NOBLE COUNTY				
COUNTY TOTALS:				423
OHIO				
OHIO CIRCUIT				
OHIO SUPERIOR		2,310		
COUNTY TOTALS:		2,310		
ORANGE				
ORANGE CIRCUIT		1,395		
ORANGE COUNTY		1,575		
COUNTY TOTALS:		2,970		
OWEN				
OWEN CIRCUIT	245	3,695		2,002
COUNTY TOTALS:	245	3,695		2,002
PARKE				
PARKE CIRCUIT - NOT REPORTING				
COUNTY TOTALS:				
PERRY				
PERRY CIRCUIT				
COUNTY TOTALS:				
PIKE				
PIKE CIRCUIT				
COUNTY TOTALS:				
PORTER				
PORTER ALL COURTS				7,327
COUNTY TOTALS:				7,327
POSEY				
POSEY CIRCUIT				550
POSEY COUNTY		1,980		
COUNTY TOTALS:		1,980		550
PULASKI				
PULASKI CIRCUIT & COUNTY	9,348	2,050		290
COUNTY TOTALS:	9,348	2,050		290

TRIAL COURT REVENUES FOR COUNTY FUNDS (PROGRAMS)  
 1-1-87 TO 6-30-87

INFORMAL ADJUSTMENT PROGRAM	GUARDIAN AD LITUM OR SPEG.ADVOCATE*	DOMESTIC RELATIONS FEE	DOMESTIC RELATIONS COUNSELING	<u>TOTAL REV- ENUES FOR ALL COUNTY FUNDS</u>
				24,540
				58,942
				49,173
				49,173
			2,471	27,063
			2,471	27,063
				13,933
				5,154
				23,547
				42,634
				529
				4,645
				5,174
				8,533
				17,510
				26,043
	32			23,200
	32			23,200
				17,311
				17,311
				14,171
				14,171
				180,644
				180,644
				9,394
				18,651
				28,045
			2,020	33,025
			2,020	33,025

## TRIAL COURT REVENUES FOR COUNTY FUNDS(PROGRAMS)

PAGE 282

1-1-87 TO 6-30-87.

	ALCOHOL & DRUG PROGRAM	PRE-TRIAL DIVERSION FUND	MARIJUANA ERADICATION PROGRAM	JUVENILE PROBATION USER FEE*
<b>PUTNAM</b>				
PUTNAM CIRCUIT			115	1,108
PUTNAM COUNTY	5,585	1,386	2,233	15
COUNTY TOTALS:	5,585	1,386	2,348	1,123
<b>RANDOLPH</b>				
RANDOLPH CIRCUIT		1,088		870
RANDOLPH COUNTY				
COUNTY TOTALS:		1,088		870
<b>RIPLEY</b>				
RIPLEY CIRCUIT	8	2,040		2,620
COUNTY TOTALS:	8	2,040		2,620
<b>RUSH</b>				
RUSH CIRCUIT				
RUSH COUNTY				
COUNTY TOTALS:				
<b>ST. JOSEPH</b>				
ST. JOSEPH ALL COURTS	118,851	35,509		1,645
COUNTY TOTALS:	118,851	35,509		1,645
<b>SCOTT</b>				
SCOTT CIRCUIT & COUNTY				325
COUNTY TOTALS:				325
<b>SHELBY</b>				
SHELBY ALL COURTS	32,451	4,553		3,156
COUNTY TOTALS:	32,451	4,553		3,156
<b>SPENCER</b>				
SPENCER CIRCUIT	600			
COUNTY TOTALS:	600			
<b>STARKE</b>				
STARKE CIRCUIT				
COUNTY TOTALS:				
<b>STEUBEN</b>				
STEUBEN CIRCUIT		100		1,546
STEUBEN SUPERIOR		1,020		
COUNTY TOTALS:		1,120		1,546
<b>SULLIVAN</b>				
SULLIVAN CIRCUIT & COUNTY				
COUNTY TOTALS:				
<b>SWITZERLAND</b>				
SWITZERLAND CIRCUIT & SUPERIOR				
COUNTY TOTALS:				
<b>TIPPECANOE</b>				
TIPPECANOE CIRCUIT				192

TRIAL COURT REVENUES FOR COUNTY FUNDS (PROGRAMS)

1-1-87 TO 6-30-87

INFORMAL ADJUSTMENT PROGRAM	GUARDIAN AD LITUM OR SPEC. ADVOCATE*	DOMESTIC RELATIONS FEE	DOMESTIC RELATIONS COUNSELING	<u>TOTAL REV- ENUES FOR ALL COUNTY FUNDS</u>
-----------------------------------	--	------------------------------	-------------------------------------	--

		1,176		15,468
				30,794
		1,176		46,262

875				19,449
				8,257
875				27,706

		1,640	22	26,412
		1,640	22	26,412

6,819  
12,597  
19,416

600,692  
600,692

36,136  
36,136

96,429  
96,429

22,215  
22,215

18,064  
18,064

10,485  
15,815  
26,300

25,109  
25,109

7,084  
7,084

75,876

## TRIAL COURT REVENUES FOR COUNTY FUNDS(PROGRAMS)

PAGE 284

1-1-87 TO 6-30-87

	ALCOHOL & DRUG PROGRAM	PRE-TRIAL DIVERSION FUND	MARIJUANA ERADICATION PROGRAM	JUVENILE PROBATION USER FEE*
TIPPECANOE SUPERIOR 1				50
TIPPECANOE SUPERIOR 2				25
TIPPECANOE SUPERIOR 3				3,921
TIPPECANOE COUNTY I				
TIPPECANOE COUNTY II	18,863	7,453		
COUNTY TOTALS:	18,863	7,453		4,188
TIPTON				
TIPTON CIRCUIT		340		1,688
COUNTY TOTALS:		340		1,688
UNION				
UNION CIRCUIT				585
COUNTY TOTALS:				585
VANDERBURGH				
VANDERBURGH ALL COURTS		7,502		7,152
COUNTY TOTALS:		7,502		7,152
VERMILLION				
VERMILLION CIRCUIT	14,113	4,969		180
COUNTY TOTALS:	14,113	4,969		180
VIGO				
VIGO ALL COURTS	73,415			1,420
COUNTY TOTALS:	73,415			1,420
WABASH				
WABASH CIRCUIT & COUNTY				3,206
COUNTY TOTALS:				3,206
WARREN				
WARREN CIRCUIT	5,220	480		460
COUNTY TOTALS:	5,220	480		460
WARRICK				
WARRICK CIRCUIT	116			130
WARRICK SUPERIOR	27,412	4,175		
COUNTY TOTALS:	27,528	4,175		130
WASHINGTON				
WASHINGTON CIR & SUP	423		600	580
COUNTY TOTALS:	423		600	580
WAYNE				
WAYNE CIR, SUP 1 & 2				635
WAYNE SUPERIOR 3	14,535			
COUNTY TOTALS:	14,535			635
WELLS				
WELLS CIRCUIT				
WELLS SUPERIOR				
COUNTY TOTALS:				

TRIAL COURT REVENUES FOR COUNTY FUNDS (PROGRAMS)

1-1-87 TO 6-30-87

INFORMAL ADJUSTMENT PROGRAM	GUARDIAN AD LITUM OR SPEC. ADVOCATE*	DOMESTIC RELATIONS FEE	DOMESTIC RELATIONS COUNSELING	<u>TOTAL REV- ENUES FOR ALL COUNTY FUNDS</u>
				18,530
				14,407
				796
				47,107
				72,724
				229,440
				20,139
				20,139
				17,119
				17,119
				311,147
				311,147
554				31,864
554				31,864
				148,021
				148,021
				40,583
				40,583
				17,309
				17,309
				8,247
				74,677
				82,924
				18,759
				18,759
				46,530
		373		94,967
		373		141,497
				11,383
				13,850
				25,233

TRIAL COURT REVENUES FOR COUNTY FUNDS(PROGRAMS)

PAGE 286

1-1-87 TO 6-30-87

	ALCOHOL & DRUG PROGRAM	PRE-TRIAL DIVERSION FUND	MARIJUANA ERADICATION PROGRAM	JUVENILE PROBATION USER FEE*
<b>WHITE</b>				
WHITE CIRCUIT	63			1,295
WHITE SUPERIOR	12,552	80		
COUNTY TOTALS:	12,615	80		1,295
<b>WHITLEY</b>				
WHITLEY CIRCUIT		100		470
WHITLEY SUPERIOR		2,267		
COUNTY TOTALS:		2,367		470
GRAND TOTALS:	1,614,110	513,847	12,028	183,086



TRIAL COURT REVENUES FOR COUNTY FUNDS(PROGRAMS)

1-1-87 TO 6-30-87

INFORMAL ADJUSTMENT PROGRAM	GUARDIAN AD LITUM OR SPEC.ADVOCATE*	DOMESTIC RELATIONS FEE	DOMESTIC RELATIONS COUNSELING	<u>TOTAL REV- ENUES FOR ALL COUNTY FUNDS</u>
-----------------------------------	---	------------------------------	-------------------------------------	--

15,145  
28,283  
43,428

1,366  
1,366

12,083  
33,355  
45,438

6,494            1,167            5,157            18,004            9,761,087

TRIAL COURT REVENUES FOR LOCAL FUNDS

1-1-87 TO 6-30-87

	FINES(FOR LOCAL VIO- LATIONS)	MUNICIPAL PROSECUTOR FEES	OTHER	<u>TOTAL REV-- ENUES FOR LOCAL FUNDS</u>	<u>TCTAL REVENUES GENERATED BY COURT*</u>
<b>ADAMS</b>					
ADAMS CIRCUIT					17,589
ADAMS SUPERIOR		60		60	92,535
COUNTY TOTALS:		60		60	110,124
<b>ALLEN</b>					
ALLEN CIRCUIT & SUPERIOR	26,789	14,775		41,564	1,456,853
COUNTY TOTALS:	26,789	14,775		41,564	1,456,853
<b>BARTHOLOMEW</b>					
BARTHOLOMEW CIRCUIT	4,212			4,212	25,729
BARTHOLOMEW SUPERIOR 1	810			810	22,305
BARTHOLOMEW SUPERIOR 2	9,000			9,000	254,421
COUNTY TOTALS:	14,022			14,022	302,455
<b>BENTON</b>					
BENTON CIRCUIT					35,284
COUNTY TOTALS:					35,284
<b>BLACKFORD</b>					
BLACKFORD CIRCUIT					30,117
BLACKFORD COUNTY					13,801
COUNTY TOTALS:					43,918
<b>BOONE</b>					
BOONE CIRCUIT					9,825
BOONE SUPERIOR 1					13,726
BOONE SUPERIOR 2					47,841
COUNTY TOTALS:					71,392
<b>BROWN</b>					
BROWN CIRCUIT					56,536
COUNTY TOTALS:					56,536
<b>CARROLL</b>					
CARROLL CIRCUIT					80,298
COUNTY TOTALS:					80,298
<b>CASS</b>					
CASS CIRCUIT					45,915
CASS SUPERIOR					107,789
COUNTY TOTALS:					153,704
<b>CLARK</b>					
CLARK CIRCUIT					18,140
CLARK SUPERIOR 1					25,883
CLARK SUPERIOR 2					25,932
CLARK COUNTY 1					235,628
COUNTY TOTALS:					305,583
<b>CLAY</b>					
CLAY CIRCUIT					29,845

TRIAL COURT REVENUES FOR LOCAL FUNDS

1-1-87 TO 6-30-87

	FINES(FOR LOCAL VIO- LATIONS)	MUNICIPAL PROSECUTOR FEES	OTHER	<u>TOTAL REV- ENUES FOR LOCAL FUNDS</u>	<u>TOTAL REVENUES GENERATED BY COURT*</u>
CLAY SUPERIOR					45,947
COUNTY TOTALS:					75,792
CLINTON					
CLINTON CIRCUIT					28,391
CLINTON COUNTY					82,223
COUNTY TOTALS:					110,614
CRAWFORD					
CRAWFORD CIRCUIT					41,415
COUNTY TOTALS:					41,415
DAVIESS					
DAVIESS CIRCUIT					13,442
DAVIESS COUNTY	2,718	2,820		5,538	79,187
COUNTY TOTALS:	2,718	2,820		5,538	92,629
DEARBORN					
DEARBORN CIRCUIT & COUNTY					70,674
COUNTY TOTALS:					70,674
DECATUR					
DECATUR CIRCUIT		1,835		1,835	28,337
DECATUR COUNTY					79,007
COUNTY TOTALS:		1,835		1,835	107,344
DEKALB					
DEKALB CIRCUIT					24,355
DEKALB SUPERIOR		200		200	99,358
COUNTY TOTALS:		200		200	123,713
DELAWARE					
DELAWARE ALL COURTS	3,814			3,814	266,447
COUNTY TOTALS:	3,814			3,814	266,447
DUBOIS					
DUBOIS CIRCUIT					25,302
DUBOIS SUPERIOR	21	45		66	119,580
COUNTY TOTALS:	21	45		66	144,882
ELKHART					
ELKHART CIRCUIT					40,211
ELKHART SUP 1, 2 & CO (ELK)					200,420
ELKHART SUPERIOR 3					24,345
ELKHART CO - GOSHEN	6,733	11,265		17,998	219,987
COUNTY TOTALS:	6,733	11,265		17,998	484,963
FAYETTE					
FAYETTE CIRCUIT & SUPERIOR					124,308
COUNTY TOTALS:					124,308
FLOYD					
FLOYD ALL COURTS					253,859
COUNTY TOTALS:					253,859

TRIAL COURT REVENUES FOR LOCAL FUNDS

1-1-87 TO 6-30-87

	FINES(FOR LOCAL VIO- LATIONS)	MUNICIPAL PROSECUTOR FEES	OTHER	<u>TOTAL REV- ENUES FOR LOCAL FUNDS</u>	<u>TOTAL REVENUES GENERATED BY COURT*</u>
<b>FOUNTAIN</b>					
FOUNTAIN CIRCUIT					54,869
COUNTY TOTALS:					54,869
<b>FRANKLIN</b>					
FRANKLIN CIRCUIT					67,553
COUNTY TOTALS:					67,553
<b>FULTON</b>					
FULTON CIRCUIT					21,674
FULTON COUNTY					124,906
COUNTY TOTALS:					146,580
<b>GIBSON</b>					
GIBSON CIRCUIT					22,580
GIBSON SUPERIOR					107,052
COUNTY TOTALS:					129,632
<b>GRANT</b>					
GRANT CIRCUIT					23,405
GRANT SUPERIOR 1					13,844
GRANT SUPERIOR 2					9,706
GRANT COUNTY	6,312			6,312	131,778
COUNTY TOTALS:	6,312			6,312	178,733
<b>GREENE</b>					
GREENE CIRCUIT			900	900	31,271
GREENE COUNTY					51,394
COUNTY TOTALS:			900	900	82,665
<b>HAMILTON</b>					
HAMILTON CIRCUIT					96,200
HAMILTON SUPERIOR 1					24,025
HAMILTON SUPERIOR 2					17,960
HAMILTON COUNTY					290,955
COUNTY TOTALS:					429,140
<b>HANCOCK</b>					
HANCOCK ALL COURTS					367,539
COUNTY TOTALS:					367,539
<b>HARRISON</b>					
HARRISON CIRCUIT					17,128
HARRISON COUNTY		1,653		1,653	98,205
COUNTY TOTALS:		1,653		1,653	115,333
<b>HENDRICKS</b>					
HENDRICKS ALL COURTS			7,737	7,737	247,608
COUNTY TOTALS:			7,737	7,737	247,608
<b>HENRY</b>					
HENRY CIRCUIT					21,682

## TRIAL COURT REVENUES FOR LOCAL FUNDS

PAGE 291

1-1-87 TO 6-30-87

	FINES (FOR LOCAL VIOLATIONS)	MUNICIPAL PROSECUTOR FEES	OTHER	<u>TOTAL REV- ENUES FOR LOCAL FUNDS</u>	<u>TOTAL REVENUES GENERATED BY COURT*</u>
HENRY SUPERIOR					25,923
HENRY COUNTY					71,576
COUNTY TOTALS:					119,181
HOWARD					
HOWARD CIRCUIT	665			665	45,651
HOWARD SUPERIOR 1	1,840		163	2,003	30,610
HOWARD SUPERIOR 2	500		234	734	23,695
HOWARD COUNTY	23,276			23,276	255,162
COUNTY TOTALS:	26,281		397	26,678	355,118
HUNTINGTON					
HUNTINGTON CIRCUIT & COUNTY					168,799
COUNTY TOTALS:					168,799
JACKSON					
JACKSON CIRCUIT					34,092
JACKSON COUNTY					428,875
COUNTY TOTALS:					462,967
JASPER					
JASPER CIRCUIT					26,276
JASPER SUPERIOR					186,586
COUNTY TOTALS:					212,862
JAY					
JAY CIRCUIT & COUNTY					38,468
COUNTY TOTALS:					38,468
JEFFERSON					
JEFFERSON CIRCUIT & COUNTY		437		437	161,237
COUNTY TOTALS:		437		437	161,237
JENNINGS					
JENNINGS CIRCUIT					34,848
COUNTY TOTALS:					34,848
JOHNSON					
JOHNSON ALL COURTS					159,967
COUNTY TOTALS:					159,967
KNOX					
KNOX ALL COURTS					184,401
COUNTY TOTALS:					184,401
KOSCIUSKO					
KOSCIUSKO CIRCUIT					51,468
KOSCIUSKO SUPERIOR					27,430
KOSCIUSKO COUNTY					230,080
COUNTY TOTALS:					308,978
LAGRANGE					
LAGRANGE CIRCUIT					23,747

TRIAL COURT REVENUES FOR LOCAL FUNDS  
1-1-87 TO 6-30-87

	FINES(FOR LOCAL VIO- LATIONS)	MUNICIPAL PROSECUTOR FEES	OTHER	<u>TOTAL REV- ENUES FOR LOCAL FUNDS</u>	<u>TOTAL REVENUES GENERATED BY COURT*</u>
LAGRANGE COUNTY	226			226	150,887
COUNTY TOTALS:	226			226	174,634
LAKE					
LAKE CIR, CO 2 & 3 & PROBATE	8,535	74,531		83,066	1,408,111
LAKE CIV. 1 & 5					70,661
LAKE SUP. CIV. 2					77,591
LAKE CIV 3 & 4, CO 1 & JUV.					95,984
LAKE SUP CRIMINAL					71,834
COUNTY TOTALS:	8,535	74,531		83,066	1,724,181
LAPORTE					
LAPORTE CIRCUIT					37,207
LAPORTE SUPERIOR 1					32,529
LAPORTE SUPERIOR 2					11,932
LAPORTE SUPERIOR 3					156,354
LAPORTE SUPERIOR 4	965	1,263		2,228	267,674
COUNTY TOTALS:	965	1,263		2,228	505,696
LAWRENCE					
LAWRENCE CIRCUIT					57,496
LAWRENCE SUPERIOR					24,941
LAWRENCE COUNTY		135		135	115,057
COUNTY TOTALS:		135		135	197,494
MADISON					
MADISON ALL COURTS					187,852
COUNTY TOTALS:					187,852
MARION					
MARION ALL COURTS					1,253,331
MARION ALL MUNICIPAL					2,165,864
COUNTY TOTALS:					3,419,195
MARSHALL					
MARSHALL ALL COURTS					269,784
COUNTY TOTALS:					269,784
MARTIN					
MARTIN CIRCUIT	103	105		208	57,001
COUNTY TOTALS:	103	105		208	57,001
MIAMI					
MIAMI CIRCUIT					45,402
MIAMI SUPERIOR					68,266
COUNTY TOTALS:					113,668
MONROE					
MONROE ALL COURTS					615,740
COUNTY TOTALS:					615,740
MONTGOMERY					
MONTGOMERY CIRCUIT					47,186

TRIAL COURT REVENUES FOR LOCAL FUNDS  
1-1-87 TO 6-30-87

PAGE 293

FINES (FOR LOCAL VIOLATIONS)	MUNICIPAL PROSECUTOR FEES	OTHER	TOTAL REVENUES FOR LOCAL FUNDS	TOTAL REVENUES GENERATED BY COURT*
------------------------------	---------------------------	-------	--------------------------------	------------------------------------

MONTGOMERY COUNTY				55,039
COUNTY TOTALS:				502,225

MORGAN				
MORGAN ALL COURTS				140,469
COUNTY TOTALS:				140,469

NEWTON				
NEWTON CIRCUIT & SUPERIOR				83,128
COUNTY TOTALS:				83,128

NOBLE				
NOBLE CIRCUIT				24,273
NOBLE SUPERIOR				8,626
NOBLE COUNTY				134,678
COUNTY TOTALS:				167,577

OHIO				
OHIO CIRCUIT				1,616
OHIO SUPERIOR				13,457
COUNTY TOTALS:				15,073

ORANGE				
ORANGE CIRCUIT				15,484
ORANGE COUNTY				45,074
COUNTY TOTALS:				60,558

OWEN				
OWEN CIRCUIT				77,752
COUNTY TOTALS:				77,752

PARKE				
PARKE CIRCUIT - NOT REPORTING				
COUNTY TOTALS:				

PERRY				
PERRY CIRCUIT				75,672
COUNTY TOTALS:				75,672

PIKE				
PIKE CIRCUIT				51,936
COUNTY TOTALS:				51,936

PORTER				
PORTER ALL COURTS	540		540	603,566
COUNTY TOTALS:	540		540	603,566

POSEY				
POSEY CIRCUIT				16,651
POSEY COUNTY	50		50	73,430
COUNTY TOTALS:	50		50	90,081

PULASKI				
PULASKI CIRCUIT & COUNTY				61,281
COUNTY TOTALS:				61,281

TRIAL COURT REVENUES FOR LOCAL FUNDS

1-1-87 TO 6-30-87

	FINES(FOR LOCAL VIO- LATIONS)	MUNICIPAL PROSECUTOR FEES	OTHER	<u>TOTAL REV- ENUES FOR LOCAL FUNDS</u>	<u>TOTAL REVENUES GENERATED BY COURT*</u>
<b>PUTNAM</b>					
PUTNAM CIRCUIT					24,875
PUTNAM COUNTY					99,540
COUNTY TOTALS:					124,415
<b>RANDOLPH</b>					
RANDOLPH CIRCUIT					26,213
RANDOLPH COUNTY			549	549	21,703
COUNTY TOTALS:			549	549	47,916
<b>RIPLEY</b>					
RIPLEY CIRCUIT	1,485			1,485	40,813
COUNTY TOTALS:	1,485			1,485	40,813
<b>RUSH</b>					
RUSH CIRCUIT					13,006
RUSH COUNTY					56,172
COUNTY TOTALS:					69,178
<b>ST. JOSEPH</b>					
ST. JOSEPH ALL COURTS	1,573	780	49,113	51,466	1,269,009
COUNTY TOTALS:	1,573	780	49,113	51,466	1,269,009
<b>SCOTT</b>					
SCOTT CIRCUIT & COUNTY					123,071
COUNTY TOTALS:					123,071
<b>SHELBY</b>					
SHELBY ALL COURTS					207,857
COUNTY TOTALS:					207,857
<b>SPENCER</b>					
SPENCER CIRCUIT					103,343
COUNTY TOTALS:					103,343
<b>STARKE</b>					
STARKE CIRCUIT					36,490
COUNTY TOTALS:					36,490
<b>STEBEN</b>					
STEBEN CIRCUIT					15,379
STEBEN SUPERIOR					81,309
COUNTY TOTALS:					96,688
<b>SULLIVAN</b>					
SULLIVAN CIRCUIT & COUNTY					88,337
COUNTY TOTALS:					88,337
<b>SWITZERLAND</b>					
SWITZERLAND CIRCUIT & SUPERIOR					23,203
COUNTY TOTALS:					23,203
<b>TIPPECANOE</b>					
TIPPECANOE CIRCUIT					86,153



## TRIAL COURT REVENUES FOR LOCAL FUNDS

PAGE 295

1-1-87 TO 6-30-87

	FINES(FOR LOCAL VIO- LATIONS)	MUNICIPAL PRCSECUTOR FEES	OTHER	<u>TOTAL REV- ENUES FOR LOCAL FUNDS</u>	<u>TOTAL REVENUES GENERATED BY COURT*</u>
TIPPECANOE SUPERIOR 1					25,476
TIPPECANOE SUPERIOR 2					19,853
TIPPECANOE SUPERIOR 3			640	640	3,202
TIPPECANOE COUNTY I					82,396
TIPPECANOE COUNTY II					191,035
COUNTY TOTALS:			640	640	408,115
TIPTON					
TIPTON CIRCUIT			139	139	29,844
COUNTY TOTALS:			139	139	29,844
UNION					
UNION CIRCUIT		40		40	75,067
COUNTY TOTALS:		40		40	75,067
VANDERBURGH					
VANDERBURGH ALL COURTS		305		305	767,730
COUNTY TOTALS:		305		305	767,730
VERMILLION					
VERMILLION CIRCUIT					56,668
COUNTY TOTALS:					56,668
VIGO					
VIGO ALL COURTS					228,167
COUNTY TOTALS:					228,167
WABASH					
WABASH CIRCUIT & COUNTY					140,164
COUNTY TOTALS:					140,164
WARREN					
WARREN CIRCUIT					49,081
COUNTY TOTALS:					49,081
WARRICK					
WARRICK CIRCUIT					16,928
WARRICK SUPERIOR					219,050
COUNTY TOTALS:					235,978
WASHINGTON					
WASHINGTON CIR & SUP					45,004
COUNTY TOTALS:					45,004
WAYNE					
WAYNE CIR, SUP 1 & 2	2,872			2,872	77,390
WAYNE SUPERIOR 3					477,337
COUNTY TOTALS:	2,872			2,872	554,727
WELLS					
WELLS CIRCUIT					18,895
WELLS SUPERIOR					44,084
COUNTY TOTALS:					62,979

TRIAL COURT REVENUES FOR LOCAL FUNDS

1-1-87 TO 6-30-87

	FINES(FOR LOCAL VIO- LATIONS)	MUNICIPAL PROSECUTOR FEES	OTHER	<u>TOTAL REV- ENUES FOR LOCAL FUNDS</u>	<u>TOTAL REVENUES GENERATED BY COURT*</u>
<b>WHITE</b>					
	WHITE CIRCUIT				23,217
	WHITE SUPERIOR				72,116
	COUNTY TOTALS:				95,333
<b>WHITLEY</b>					
	WHITLEY CIRCUIT				25,287
	WHITLEY SUPERIOR				161,688
	COUNTY TOTALS:				186,975
	GRAND TOTALS:	102,499	109,136	61,128	272,763
					22,499,980

## CITY AND TOWN COURTS REVENUE FOR STATE FUNDS

PAGE 297

1-1-87 TO 6-30-87

	FINES (FOR STATE LAW VIOLATIONS)	PROSECUTING ATTORNEY FEE (STATE PORTION)	BUREAU OF MOTOR VEHICLES FEE
--	--	--	------------------------------------

## BLACKFORD

HARTFORD CITY	4,144	2,256	1,150
MONTPELIER CITY	8,120	8,192	3,850
COUNTY TOTALS:	12,264	10,448	5,000

## BOONE

LEBANON CITY	6,176	4,160	2,475
THORNTOWN TOWN	19,968	15,840	8,543
ZIONSVILLE TOWN	2,127	3,140	2,175
JAMESTOWN TOWN	707	352	193
COUNTY TOTALS:	28,978	23,492	13,389

## CARROLL

DELPHI CITY	1,645	1,456	683
BURLINGTON TOWN	835	1,540	840
COUNTY TOTALS:	2,480	2,996	1,523

## CLARK

CHARLESTOWN CITY	1,588	2,075	1,091
JEFFERSONVILLE CITY		10,352	6,025
CLARKSVILLE TOWN	5,868	5,218	3,305
COUNTY TOTALS:	7,456	17,645	10,420

## CLINTON

FRANKFORT CITY	24	521	105
COUNTY TOTALS:	24	521	105

## DEARBORN

AURORA CITY	10,534	20,016	9,690
LAWRENCEBURG CITY	20,826	28,248	13,328
COUNTY TOTALS:	31,360	48,264	23,018

## DEKALB

BUTLER CITY	289	336	158
COUNTY TOTALS:	289	336	158

## DELAWARE

YORKTOWN TOWN	65,831	57,312	27,838
COUNTY TOTALS:	65,831	57,312	27,838

## ELKHART

ELKHART CITY	58,213	58,904	26,974
GOSHEN CITY	24,377	36,250	17,686
NAPPANEE CITY	7,363	7,023	3,320
COUNTY TOTALS:	89,953	102,177	47,980

## FOUNTAIN

ATTICA CITY	18,272	16,861	7,428
COUNTY TOTALS:	18,272	16,861	7,428

## GRANT

GAS CITY-CITY	20,634	15,520	7,308
---------------	--------	--------	-------

CITY AND TOWN COURTS REVENUE FOR STATE FUNDS  
1-1-87 TO 6-30-87

PAGE 298

ALCOHOL & DRUG PROG. 7% DIV.ADD.SERV.	INFRACTION JUDGEMENTS	CONSERVATION DEPARTMENT FISH&GAME VIOL.	OTHER	TOTAL REVENUE FOR STATE
				7,550
			543	20,705
			543	28,255
			340	13,151
			695	45,046
				7,445
				1,252
			1,035	66,894
				3,784
				3,215
				6,999
				4,753
261	272		4,501	21,411
	138	560	3,135	18,224
261	410	560	7,636	44,388
			315	965
			315	965
	38,179	120	1,238	79,777
	57,638	435	1,970	122,445
	95,817	555	3,208	202,222
				783
				783
		320		151,301
		320		151,301
			10,145	154,236
	32,384		2,906	113,603
			130	17,836
	32,384		13,181	285,675
446		135	295	43,437
446		135	295	43,437
			776	44,238

1-1-87 TO 6-30-87

	FINES (FOR STATE LAW VIOLATIONS)	PROSECUTING ATTORNEY FEE (STATE PORTION)	BUREAU OF MOTOR VEHICLES FEE
MARION CITY	15,882	9,328	2,713
COUNTY TOTALS:	36,516	24,848	10,021
HAMILTON			
CARMEL CITY	805	10,017	7,103
NOBLESVILLE CITY	13,486	8,684	7,573
COUNTY TOTALS:	14,291	18,701	14,676
HENRY			
KNIGHTSTOWN TOWN	15,188	40,006	18,009
COUNTY TOTALS:	15,188	40,006	18,009
HUNTINGTON			
ROANOKE TOWN	60,484	17,920	8,750
COUNTY TOTALS:	60,484	17,920	8,750
JASPER			
DEMOTIE TOWN	25	1,760	818
WHEATFIELD TOWN	50	32	30
COUNTY TOTALS:	75	1,792	848
JAY			
DUNKIRK CITY	1,615	1,888	825
PORTLAND CITY	491	7,674	3,455
COUNTY TOTALS:	2,106	9,562	4,280
JENNINGS			
NORTH VERNON - NOT REPORTING			
COUNTY TOTALS:			
JOHNSON			
FRANKLIN CITY	15,953	31,072	15,425
GREENWOOD CITY	6,662	24,880	12,578
NEW WHITE LAND TOWN	12,397	19,951	10,958
COUNTY TOTALS:	35,012	75,903	38,961
KNOX			
BICKNELL CITY	755	4,968	1,993
COUNTY TOTALS:	755	4,968	1,993
LAKE			
CROWN POINT CITY	4,555	2,574	3,690
EAST CHICAGO CITY	2,873	2,480	1,570
GARY CITY	25,172	49,970	28,821
HAMMOND CITY	41,619	18,959	12,848
HOBART CITY	4,175	7,536	3,603
LAKE STATION CITY	2,647	2,576	1,220
WHITING CITY	4,805	1,463	746
COUNTY TOTALS:	85,846	85,558	52,498
MADISON			
ALEXANDRIA CITY	11,297	4,345	1,448
ANDERSON CITY	55,508	62,224	25,030

CITY AND TOWN COURTS REVENUE FOR STATE FUNDS

1-1-87 TO 6-30-87

ALCOHOL & DRUG PROC. % DIV. ADD. SERV.	INFRACTION JUDGEMENTS	CONSERVATION DEPARTMENT FISH&GAME VIOL.	OTHER	TOTAL REVENUE FOR STATE
		550	4,778	33,251
		550	5,554	77,489
	7,831		145	25,901
			2,393	32,136
	7,831		2,538	58,037
	7,003	170	1,651	82,027
	7,003	170	1,651	82,027
				87,154
				87,154
	539		5	3,147
				112
	539		5	3,259
				4,328
	6,489	20		18,129
	6,489	20		22,457
	15,969			78,419
	12,764			56,884
	9,394	250		52,950
	38,127	250		188,253
	3,295	650	160	11,821
	3,295	650	160	11,821
			521	11,340
			1,523	8,446
3,788				107,751
			6,950	80,376
		370	1,265	16,949
			643	7,086
			403	7,417
3,788		370	11,305	239,365
				17,090
				142,762

## CITY AND TOWN COURTS REVENUE FOR STATE FUNDS

PAGE 301

1-1-87 TO 6-30-87

	FINES (FOR STATE LAW VIOLATIONS)	PROSECUTING ATTORNEY FEE (STATE PORTION)	BUREAU OF MOTOR VEHICLES FEE
ELWOOD CITY - NOT REPORTING			
EDGEWOOD TOWN	36,649	16,928	8,742
COUNTY TOTALS:	103,454	83,497	35,220
MARSHALL			
ARGOS TOWN	18,721	11,180	5,496
COUNTY TOTALS:	18,721	11,180	5,496
MARTIN			
LOOGOOTE CITY-ABOLISHED			
COUNTY TOTALS:			
MIAMI			
PERU CITY	3,494	3,256	473
BUNKER HILL TOWN	18,377	15,760	7,510
COUNTY TOTALS:	21,071	19,016	7,983
MONTGOMERY			
CRAWFORDSVILLE CITY	23,003	13,504	7,263
COUNTY TOTALS:	23,003	13,504	7,263
MORGAN			
MARTINSVILLE CITY	6,005		2,876
MCORESVILLE TOWN	23,766	29,110	14,220
COUNTY TOTALS:	29,771	29,110	19,050
NOBLE			
CROMWELL TOWN	16,037	12,656	6,135
COUNTY TOTALS:	16,037	12,656	6,135
PERRY			
CANNELTON CITY	80	192	75
TELL CITY - CITY	4,714	4,492	1,229
COUNTY TOTALS:	4,794	4,684	1,304
PORTER			
CHESTERTON TOWN	12,416	7,360	4,190
COUNTY TOTALS:	12,416	7,360	4,190
RANDOLPH			
WINCHESTER CITY	25,517	18,064	8,878
UNION CITY - CITY	1,852	1,408	500
COUNTY TOTALS:	27,369	19,472	9,378
RIPLEY			
BATESVILLE CITY	42,808	21,040	9,028
VERSAILLES TOWN	15,100	11,506	4,843
COUNTY TOTALS:	57,908	32,546	13,871
ST. JOSEPH			
WALKERTON TOWN	4,650	2,075	
COUNTY TOTALS:	4,650	2,075	
SPENCER			
ROCKPORT CITY - NOT REPORTING			
COUNTY TOTALS:			

CITY AND TOWN COURTS REVENUE FOR STATE FUNDS

1-1-87 TO 6-30-87

ALCOHOL & DRUG PROG. 7% DIV.ADD.SERV.	INFRACTION JUDGEMENTS	CONSERVATION DEPARTMENT FISH&GAME VIOL.	OTHER	TOTAL REVENUE FOR STATE
		100	1,852	64,271
		100	1,852	224,123
				35,397
				35,397
315				6,738
		120	2,625	44,392
315		120	2,625	51,130
				43,770
				43,770
				10,835
		663		67,759
		663		78,594
				34,828
				34,828
			5	352
		170	1,114	11,719
		170	1,119	12,071
		70		24,036
		70		24,036
		10	647	53,116
			424	4,184
		10	1,071	57,300
			2,366	75,242
		640	365	32,454
		640	2,731	107,696
		280		7,005
		280		7,005



## CITY AND TOWN COURTS REVENUE FOR STATE FUNDS

PAGE 303

1-1-87 TO 6-30-87

	FINES (FOR STATE LAW VIOLATIONS)	PROSECUTING ATTORNEY FEE (STATE PORTION)	BUREAU OF MOTOR VEHICLES FEE
<b>STARKE</b>			
*KNOX CITY	15,435	39,918	15,119
COUNTY TOTALS:	15,435	39,918	15,119
<b>STEBEN</b>			
FREMONT TOWN	39,038	33,428	16,552
COUNTY TOTALS:	39,038	33,428	16,552
<b>TIPPECANOE</b>			
WEST LAFAYETTE CITY	19,509	17,966	8,871
COUNTY TOTALS:	19,509	17,966	8,871
<b>TIPTON</b>			
TIPTON CITY	18,223	17,300	6,043
SHARPSVILLE TOWN	19,944	13,200	7,085
COUNTY TOTALS:	38,167	25,520	13,128
<b>VERMILLION</b>			
CLINTON CITY	10	16,096	8,443
COUNTY TOTALS:	10	16,096	8,443
<b>VIGO</b>			
TERRE HAUTE CITY	35,122	61,196	25,165
COUNTY TOTALS:	35,122	61,196	25,165
<b>WABASH</b>			
* WABASH CITY			
NORTH MANCHESTER TOWN	1,133	1,264	648
COUNTY TOTALS:	1,133	1,264	648
<b>WASHINGTON</b>			
SALEM CITY - NOT REPORTING			
COUNTY TOTALS:			
<b>WAYNE</b>			
HAGERSTOWN TOWN	5,524	5,731	2,725
COUNTY TOTALS:	5,524	5,731	2,725
<b>WELLS</b>			
BLUFFTON CITY	14,661	11,748	5,633
COUNTY TOTALS:	14,661	11,748	5,633
<b>WHITE</b>			
MONON TOWN - NOT REPORTING			
COUNTY TOTALS:			
GRAND TOTALS:	994,973	1,007,277	493,069

\* Revenues are for the entire 1987.

CITY AND TOWN COURTS REVENUE FOR STATE FUNDS  
1-1-87 TO 6-30-87

ALCOHOL & DRUG PROG. 7% DIV.ADD.SERV.	INFRACTION JUDGEMENTS	CONSERVATION DEPARTMENT FISH&GAME VIOL.	OTHER	<u>TOTAL REVENUE FOR STATE</u>
	11,474	500		82,446
	11,474	500		82,446
		660	550	90,228
		660	550	90,228
				46,346
				46,346
		520	810	37,916
		10		40,239
		530	810	78,155
	4,339	20	2,103	31,011
	4,339	20	2,103	31,011
				121,483
				121,483
				3,045
				3,045
				13,980
				13,980
				32,042
				32,042
4,810	207,708	7,343	60,287	2,775,467

CITY AND TOWN COURT REVENUE  
1-1-87 TO 6-30-87

PAGE 305

- - COUNTY FUNDS - - LOCAL FUNDS

	PROS.ATTY. FEES(COUNTY PORTION)	ALCOHOL & DRUG PROGRAM	OTHER	TOTAL REVENUE FOR COUNTY	FINES(FOR LOCAL VIOLATION)	DOCKET FEE CRIMINAL
<b>BLACKFORD</b>						
HARTFORD CITY	564			564	182	
MONTPELIER CITY	2,048			2,048	793	
COUNTY TOTALS:	2,612			2,612	975	
<b>BOONE</b>						
LEBANON CITY	1,040		335	1,375	829	3,420
THORNTOWN TOWN	3,960		160	4,120		9,900
ZIONSVILLE TOWN	768		65	833	2,539	3,450
JAMESTOWN TOWN	88			88		
COUNTY TOTALS:	5,856		560	6,416	3,368	16,770
<b>CARROLL</b>						
DELPHI CITY	368	460		828	15	
BURLINGTON TOWN	429	550		979	34	
COUNTY TOTALS:	797	1,010		1,807	49	
<b>CLARK</b>						
CHARLESTOWN CITY	472		570	1,042	2,625	1,970
JEFFERSONVILLE CITY	2,568	3,469		6,037	2,625	7,460
CLARKSVILLE TOWN	1,268	3,125		4,393	8,115	3,000
COUNTY TOTALS:	4,308	6,594	570	11,472	13,365	12,430
<b>CLINTON</b>						
FRANKFORT CITY	96			96	103	1,265
COUNTY TOTALS:	96			96	103	1,265
<b>DEARBORN</b>						
AURORA CITY	5,004			5,004		
LAWRENCEBURG CITY	7,064	645		7,709	5	
COUNTY TOTALS:	12,068	645		12,713	5	
<b>DEKALB</b>						
BUTLER CITY	84			84		
COUNTY TOTALS:	84			84		
<b>DELAWARE</b>						
YORKTOWN TOWN	14,320	7,092		21,412		35,830
COUNTY TOTALS:	14,320	7,092		21,412		35,830
<b>ELKHART</b>						
ELKHART CITY	14,732	18,675		33,407	979	37,505
GOSHEN CITY	9,064			9,064	1,391	23,905
NAPPANEE CITY	1,692	2,115		3,807	80	4,275
COUNTY TOTALS:	25,488	20,790		46,278	2,451	65,685
<b>FOUNTAIN</b>						
ATTICA CITY	4,092	7,119		11,211		10,230
COUNTY TOTALS:	4,092	7,119		11,211		10,230
<b>GRANT</b>						
GAS CITY-CITY	3,880			3,880	1,945	9,780

CITY AND TOWN COURT REVENUE  
1-1-87 TO 6-30-87

- - - LOCAL FUNDS - - -

DOCKET FEE CIVIL	LOCAL PROSECUTOR FEES	OTHER	<u>TOTAL REV- REVENUE FOR LOCAL</u>	<u>TOTAL REVENUE GENERATED</u>
			182	8,296
5,120			5,913	28,666
5,120			6,095	36,962
			4,249	18,775
			9,900	59,066
		963	6,952	15,230
280			280	1,620
280		963	21,381	94,691
919		234	1,168	5,780
1,480			1,514	5,708
2,399		234	2,682	11,488
		384	4,979	10,774
		27,845	37,930	65,378
2,490		4,866	18,471	41,088
2,490		33,095	61,380	117,240
		20	1,388	2,449
		20	1,388	2,449
12,550		3,468	16,018	100,799
17,988		4,238	22,231	152,385
30,538		7,706	38,249	253,184
210		27	237	1,104
210		27	237	1,104
22		10,641	46,493	219,206
22		10,641	46,493	219,206
10		40,180	78,674	266,317
610		12,455	38,362	161,029
		1,254	5,609	27,252
620		53,889	122,645	454,598
		935	11,165	65,813
		935	11,165	65,813
		3,175	14,900	63,018

CITY AND TOWN COURT REVENUE  
1-1-87 TO 6-30-87

PAGE 307

- - COUNTY FUNDS - - LOCAL FUNDS

	PROS.ATTY. FEES(COUNTY PORTION)	ALCOHOL & DRUG PROGRAM	OTHER	TOTAL REVENUE FOR COUNTY	FINES(FOR LOCAL VIOLATION)	DOCKET FEE CRIMINAL
MARION CITY	2,332			2,332	3,485	6,900
COUNTY TOTALS:	6,212			6,212	5,430	16,680
HAMILTON						
CARMEL CITY	4,130			4,130	8,139	9,530
NOBLESVILLE CITY	4,876			4,876	9,879	13,082
COUNTY TOTALS:	9,006			9,006	18,018	22,612
HENRY						
KNIGHTSTOWN TOWN	9,505			9,505		23,770
COUNTY TOTALS:	9,505			9,505		23,770
HUNTINGTON						
ROANOKE TOWN	4,480			4,480		11,200
COUNTY TOTALS:	4,480			4,480		11,200
JASPER						
DEMOTTE TOWN	440			440		1,100
WHEATFIELD TOWN	8	10		18	48	50
COUNTY TOTALS:	448	10		458	48	1,150
JAY						
DUNKIRK CITY	472			472	92	1,185
PORTLAND CITY	1,920		135	2,055	133	5,290
COUNTY TOTALS:	2,392		135	2,527	225	6,475
JENNINGS						
NORTH VERNON - NOT REPORTING						
COUNTY TOTALS:						
JOHNSON						
FRANKLIN CITY	7,768	9,710	2,218	19,696		19,570
GREENWOOD CITY	6,220	7,790	787	14,797	534	15,670
NEW WHITELAND TOWN	4,916	7,302	1,304	13,522	5,839	17,950
COUNTY TOTALS:	18,904	24,802	4,309	48,015	6,373	53,190
KNOX						
BICKNELL CITY	1,216	1,502		2,718		3,020
COUNTY TOTALS:	1,216	1,502		2,718		3,020
LAKE						
CROWN POINT CITY	644	2,400		3,044	6,927	4,670
EAST CHICAGO CITY	620	1,025		1,645	576	2,010
GARY CITY	10,852	13,550		24,402	760	27,430
HAMMOND CITY	3,996	6,950		10,946	8,251	20,765
HOBART CITY	1,893	2,360		4,253	4,759	
LAKE STATION CITY	644	40		684	56	1,660
WHITING CITY	302	403		705	535	805
COUNTY TOTALS:	18,951	26,728		45,679	21,864	57,340
MADISON						
ALEXANDRIA CITY	980	370	410	1,760	10	

CITY AND TOWN COURT REVENUE

1-1-87 TO 6-30-87

- - - LOCAL FUNDS - - -

DOCKET FEE CIVIL	LOCAL PROSECUTOR FEES	OTHER	<u>TOTAL REV- REVENUE FOR LOCAL</u>	<u>TOTAL REVENUE GENERATED</u>
		1,838	12,223	47,806
		5,013	27,123	110,824
		3,106	20,775	50,806
			22,961	59,973
		3,106	43,736	110,779
			23,770	115,302
			23,770	115,302
		2,715	13,915	105,549
		2,715	13,915	105,549
			1,100	4,687
	12		110	240
	12		1,210	4,927
		340	1,617	6,417
		1,311	6,734	26,918
		1,651	8,351	33,335
		5,004	24,574	122,689
		4,014	20,218	91,899
		4,253	28,042	94,514
		13,271	72,834	309,102
		567	3,587	18,126
		567	3,587	18,126
290		1,197	13,084	27,468
11,965		6,525	21,076	31,167
25,110			53,300	185,453
		8,442	37,458	128,780
		1,380	6,139	27,341
		465	2,181	9,951
		222	1,562	9,684
37,365		18,231	134,800	419,844

## CITY AND TOWN COURT REVENUE

PAGE 309

1-1-87 TO 6-30-87

- - COUNTY FUNDS - - LOCAL FUNDS

	PROS.ATTY. FEES(COUNTY PORTION)	ALCOHOL & DRUG PROGRAM	OTHER	<u>TOTAL</u> <u>REVENUE</u> <u>FOR COUNTY</u>	FINES(FOR LOCAL VIOLATION)	DOCKET FEE CRIMINAL
ANDERSON CITY	13,132			13,132	7,497	32,830
ELWOOD CITY - NOT REPORTING						
EDGEWOOD TOWN	4,232			4,232	76	8,200
COUNTY TOTALS:	18,344	370	410	19,124	7,583	41,030
MARSHALL						
ARGOS TOWN	2,796			2,796	2,102	6,999
COUNTY TOTALS:	2,796			2,796	2,102	6,999
MARTIN						
LOGOOTEETEE CITY-ABOLISHED						
COUNTY TOTALS:						
MIAMI						
PERU CITY	860			860		
BUNKER HILL TOWN	3,940	4,915		8,855		
COUNTY TOTALS:	4,800	4,915		9,715		
MONTGOMERY						
CRAWFORDSVILLE CITY	3,376	1,425	4,597	9,398	1,143	9,190
COUNTY TOTALS:	3,376	1,425	4,597	9,398	1,143	9,190
MORGAN						
MARTINSVILLE CITY	6,925	4,110	225	11,260		6,924
MOORESVILLE TOWN	7,252	9,065	280	16,597		18,130
COUNTY TOTALS:	14,177	13,175	505	27,857		25,054
NOBLE						
CROMWELL TOWN	3,164			3,164	358	8,030
COUNTY TOTALS:	3,164			3,164	358	8,030
PERRY						
CANNELTON CITY	48			48		120
TELL CITY - CITY	1,124			1,124	714	2,810
COUNTY TOTALS:	1,172			1,172	714	2,930
PORTER						
CHESTERTON TOWN	1,704		670	2,374	3,275	
COUNTY TOTALS:	1,704		670	2,374	3,275	
RANDOLPH						
WINCHESTER CITY	4,516			4,516	494	11,600
UNION CITY - CITY	352			352	64	930
COUNTY TOTALS:	4,868			4,868	558	12,530
RIPLEY						
BATESVILLE CITY	5,260			5,260	1,735	14,280
VERSAILLES TOWN	2,664			2,664		6,660
COUNTY TOTALS:	7,924			7,924	1,735	20,940
ST. JOSEPH						
WALKERTON TOWN	4,896		289	5,185	168	3,120
COUNTY TOTALS:	4,896		289	5,185	168	3,120

CITY AND TOWN COURT REVENUE

1-1-87 TO 6-30-87

- - - - LOCAL FUNDS - - - -

DOCKET FEE CIVIL	LOCAL PROSECUTOR FEES	OTHER	TOTAL REV- REVENUE FOR LOCAL	TOTAL REVENUE GENERATED
4,420		70,576	115,323	271,217
			8,276	76,779
4,420		70,576	123,609	366,856
		1,809	10,910	49,103
		1,809	10,910	49,103
1,880		239	2,119	9,717
10,090	50	6	10,146	63,393
11,970	50	245	12,265	73,110
		2,364	12,697	65,865
		2,364	12,697	65,865
			6,924	29,019
		5,430	23,560	107,916
		5,430	30,484	136,935
		2,409	10,797	48,789
		2,409	10,797	48,789
			120	520
			3,524	16,367
			3,644	16,887
5,710		1,638	10,623	37,033
5,710		1,638	10,623	37,033
		2,469	14,563	72,195
		537	1,531	6,067
		3,006	16,094	78,262
1,469		1,720	19,204	99,706
			6,660	41,778
1,469		1,720	25,864	141,484
740	1,233	976	6,237	18,427
740	1,233	976	6,237	18,427



## CITY AND TOWN COURT REVENUE

PAGE 311

1-1-87 TO 6-30-87

- - COUNTY FUNDS - - LOCAL FUNDS

	PROS.ATTY. FEES(COUNTY PORTION)	ALCOHOL & DRUG PROGRAM	OTHER	TOTAL REVENUE FOR COUNTY	FINES(FOR LOCAL VIOLATION)	DOCKET FEE CRIMINAL
<b>SPENCER</b>						
ROCKPORT CITY - NOT REPORTING						
COUNTY TOTALS:						
<b>STARKE</b>						
* KNOX CITY	10,064	403		10,467	34,590	
COUNTY TOTALS:	10,064	403		10,467	34,590	
<b>STEUBEN</b>						
FREMONT TOWN	8,370		105	8,475	1,171	
COUNTY TOTALS:	8,370		105	8,475	1,171	
<b>TIPPECANOE</b>						
WEST LAFAYETTE CITY	4,492	5,610	90	10,192	6,270	
COUNTY TOTALS:	4,492	5,610	90	10,192	6,270	
<b>TIPTON</b>						
TIPTON CITY	3,080			3,080	40	7,720
SHARPSVILLE TOWN	3,300			3,300		8,250
COUNTY TOTALS:	6,380			6,380	40	15,970
<b>VERMILLION</b>						
CLINTON CITY	4,024	5,165		9,189	591	10,330
COUNTY TOTALS:	4,024	5,165		9,189	591	10,330
<b>VIGO</b>						
TERRE HAUTE CITY	11,156	19,183	1,910	32,249	2,856	38,390
COUNTY TOTALS:	11,156	19,183	1,910	32,249	2,856	38,390
<b>WABASH</b>						
* WABASH CITY	1,796			1,796	240	
NORTH MANCHESTER TOWN	316			316		
COUNTY TOTALS:	2,112			2,112	240	
<b>WASHINGTON</b>						
SALEM CITY - NOT REPORTING						
COUNTY TOTALS:						
<b>WAYNE</b>						
HAGERSTOWN TOWN	2,348	1,059	5	3,412		4,539
COUNTY TOTALS:	2,348	1,059	5	3,412		4,539
<b>WELLS</b>						
BLUFFTON CITY	2,948	30		2,978	20	7,413
COUNTY TOTALS:	2,948	30		2,978	20	7,413
<b>WHITE</b>						
MONON TOWN - NOT REPORTING						
COUNTY TOTALS:						
GRAND TOTALS:	259,950	147,627	14,155	421,732	135,688	544,112

\* Revenues are for the entire 1987.

CITY AND TOWN COURT REVENUE  
1-1-87 TO 6-30-87

- - - LOCAL FUNDS - - -

DOCKET FEE CIVIL	LOCAL PROSECUTOR FEES	OTHER	<u>TOTAL REV- REVENUE FOR LOCAL</u>	<u>TOTAL REVENUE GENERATED</u>
		7,833	42,423	135,336
		7,833	42,423	135,336
21,615	1,580	14,077	38,443	137,146
21,615	1,580	14,077	38,443	137,146
12,640		3,564	22,474	79,012
12,640		3,564	22,474	79,012
		1,479	9,239	50,235
		1,518	9,768	53,307
		2,997	19,007	103,542
			10,921	51,121
			10,921	51,121
		14,476	55,722	209,454
		14,476	55,722	209,454
10,004			10,244	12,040
850	41	237	1,128	4,489
10,854	41	237	11,372	16,529
			4,539	21,931
			4,539	21,931
		1,788	9,221	44,241
		1,788	9,221	44,241
148,462	2,916	287,209	1,118,387	4,315,586

## REVENUE FOR STATE FUNDS

PAGE 313

7-1-87 TO 12-31-87

	COURT COSTS	FINES FORFEITURE	INFRACTION JUDGMENTS	VEHICLE LICENSE	OTHER	TOTAL STATE 2ND HALF	TOTAL STATE 1ST HALF
<b>ADAMS</b>							
ADAMS CIRCUIT	0	0	0	0	0	0	6,370
ADAMS SUPERIOR	35,164	10,328	11,595	0	0	57,087	68,524
COUNTY TOTAL:	35,164	10,328	11,595	0	0	57,087	74,894
<b>ALLEN</b>							
ALLEN CIRCUIT & SUPERIOR	0	0	0	0	0	0	910,371
COUNTY TOTAL:	0	0	0	0	0	0	910,371
<b>BARTHOLOMEW</b>							
BARTHOLOMEW CIRCUIT	8,851	22,750	1	0	0	31,602	7,225
BARTHOLOMEW SUPERIOR 1	9,710	650	4	0	0	10,364	7,706
BARTHOLOMEW SUPERIOR 2	88,316	2,298	20,136	0	0	110,750	132,607
COUNTY TOTAL:	106,877	25,698	20,141	0	0	152,716	147,538
<b>BENTON</b>							
BENTON CIRCUIT	19,185	2,708	4,527	206	1,265	27,891	24,513
COUNTY TOTAL:	19,185	2,708	4,527	206	1,265	27,891	24,513
<b>BLACKFORD</b>							
BLACKFORD CIRCUIT	6,118	1,070	0	0	0	7,188	15,944
BLACKFORD COUNTY	6,043	3,902	0	0	0	9,945	8,641
TOTAL-COURTS OF RECORD:	12,161	4,972	0	0	0	17,133	24,585
HARTFORD CITY	1,085	654	0	0	0	1,739	7,550
MONTPELIER CITY	10,706	8,655	0	0	315	19,676	20,705
TOTAL-CITY AND TOWN:	11,791	9,309	0	0	315	21,415	28,255
COUNTY TOTAL:	23,952	14,281	0	0	315	38,548	52,840
<b>BOONE</b>							
BOONE CIRCUIT	5,423	0	0	0	0	5,423	7,153
BOONE SUPERIOR 1	10,955	300	0	0	0	11,255	6,691
BOONE SUPERIOR 2	16,774	20,674	4,380	0	0	41,828	37,774
TOTAL-COURTS OF RECORD:	33,152	20,974	4,380	0	0	58,506	51,618
LEBANON CITY	5,166	5,048	0	0	585	10,799	13,151
THORNTOWN TOWN	15,850	10,168	0	0	0	26,018	45,046
ZIONSVILLE TOWN	11,525	5,944	0	0	0	17,469	7,445
JAMESTOWN TOWN	925	1,280	0	0	63	2,268	1,252
TOTAL-CITY AND TOWN:	33,466	22,440	0	0	648	56,554	66,894
COUNTY TOTAL:	66,618	43,414	4,380	0	648	115,060	118,512
<b>BROWN</b>							
BROWN CIRCUIT	23,801	11,969	3,968	0	0	39,738	36,513
COUNTY TOTAL:	23,801	11,969	3,968	0	0	39,738	36,513
<b>CARROLL</b>							
CARROLL CIRCUIT	31,236	8,237	11,258	0	0	50,731	46,965
TOTAL-COURTS OF RECORD:	31,236	8,237	11,258	0	0	50,731	46,965
DELPHI CITY	3,039	2,020	0	0	0	5,059	3,784
BURLINGTON TOWN	3,652	1,330	0	0	0	4,982	3,215
TOTAL-CITY AND TOWN:	6,691	3,350	0	0	0	10,041	6,999
COUNTY TOTAL:	37,927	11,587	11,258	0	0	60,772	53,964
<b>CASS</b>							
CASS CIRCUIT	5,798	150	863	0	0	6,811	19,869
CASS SUPERIOR	41,797	15,474	16,743	0	0	74,014	71,864
COUNTY TOTAL:	47,595	15,624	17,606	0	0	80,825	91,733
<b>CLARK</b>							
CLARK CIRCUIT	14,837	0	0	0	0	14,837	10,073
CLARK SUPERIOR 1	6,234	1,000	0	0	0	7,234	6,634
CLARK SUPERIOR 2	9,273	0	0	0	0	9,273	11,132
CLARK COUNTY 1	88,075	8,033	19,300	119	0	115,527	155,582
TOTAL-COURTS OF RECORD:	118,419	9,033	19,300	119	0	146,871	183,421
CHARLESTOWN CITY	3,391	1,535	0	0	0	4,926	4,753

REVENUE FOR COUNTY FUNDS  
7-1-87 TO 12-31-87

PAGE 314

COURT COSTS	SUPPORT FEES	BOND FEE	LATE SURRENDER FEE	USER FEES	DOCUMENT FEES	INTEREST INVESTMENT	OTHER	TOTAL COUNTY 2ND HALF	TOTAL COUNTY 1ST HALF
0	0	0	0	0	0	0	0	0	11,219
35,164	300	0	400	3,396	62	0	0	39,322	23,951
35,164	300	0	400	3,396	62	0	0	39,322	35,170
0	0	0	0	0	0	0	0	0	504,918
0	0	0	0	0	0	0	0	0	504,918
8,585	100	0	0	0	0	0	0	8,685	14,292
9,419	80	0	0	0	0	0	0	9,499	13,789
85,666	20	0	8,000	0	0	0	0	93,686	112,814
103,670	200	0	8,000	0	0	0	0	111,870	140,895
19,185	1,110	0	400	1,479	1,848	0	0	24,022	10,771
19,185	1,110	0	400	1,479	1,848	0	0	24,022	10,771
6,718	255	0	0	27	16	0	1,592	8,608	14,173
6,852	0	0	0	9,503	0	0	550	16,905	5,160
13,570	255	0	0	9,530	16	0	2,142	25,513	19,333
255	0	0	0	0	0	0	0	255	564
2,902	0	0	0	0	0	0	0	2,902	2,048
3,157	0	0	0	0	0	0	0	3,157	2,612
16,727	255	0	0	9,530	16	0	2,142	28,670	21,945
5,423	2,380	0	0	0	0	0	0	7,803	2,672
10,955	2,385	0	0	0	0	0	0	13,340	7,035
16,774	195	0	0	1,018	0	0	0	17,987	10,067
33,152	4,960	0	0	1,018	0	0	0	39,130	19,774
1,560	0	5	0	0	0	0	0	1,565	1,375
4,328	0	0	0	0	0	0	0	4,328	4,120
3,122	0	0	0	0	0	0	0	3,122	833
253	0	0	0	0	0	0	0	253	88
9,263	0	5	0	0	0	0	0	9,268	6,416
42,415	4,960	5	0	1,018	0	0	0	48,398	26,190
23,570	36	0	0	8,400	367	1,798	1,437	35,608	20,023
23,570	36	0	0	8,400	367	1,798	1,437	35,608	20,023
29,357	565	1,750	0	9,933	385	2,465	0	44,455	33,333
29,357	565	1,750	0	9,933	385	2,465	0	44,455	33,333
829	0	0	0	0	0	0	0	829	828
788	0	0	0	0	0	0	0	788	979
1,617	0	0	0	0	0	0	0	1,617	1,807
30,974	565	1,750	0	9,933	385	2,465	0	46,072	35,140
5,450	988	0	0	2,024	2,437	831	0	11,730	26,046
39,289	0	0	0	7,856	555	1,888	53	49,641	35,925
44,739	988	0	0	9,880	2,992	2,719	53	61,371	61,971
13,947	220	0	0	21	0	944	0	15,132	8,067
5,860	3,800	0	0	39	0	944	0	10,643	19,249
8,715	2,205	0	0	0	0	944	0	11,864	14,800
82,792	0	0	0	28,765	0	944	0	112,501	80,046
111,314	6,225	0	0	28,825	0	3,776	0	150,140	122,162
881	0	0	0	0	0	0	0	881	1,042

REVENUE FOR STATE FUNDS  
7-1-87 TO 12-31-87

PAGE 315

	COURT COSTS	FINES FORFEITURE	INFRACTION JUDGMENTS	VEHICLE LICENSE	OTHER	TOTAL STATE 2ND HALF	TOTAL STATE 1ST HALF
<b>CLARK</b>							
JEFFERSONVILLE CITY	21,214	0	192	0	0	21,406	21,411
CLARKSVILLE TOWN	21,837	10,202	180	0	0	32,219	18,224
TOTAL-CITY AND TOWN:	46,442	11,737	372	0	0	58,551	44,388
COUNTY TOTAL:	164,861	20,770	19,672	119	0	205,422	227,809
<b>CLAY</b>							
CLAY CIRCUIT	10,932	68	0	0	0	11,000	8,484
CLAY SUPERIOR	24,073	3,015	1,105	200	0	28,393	34,449
COUNTY TOTAL:	35,005	3,083	1,105	200	0	39,393	42,933
<b>CLINTON</b>							
CLINTON CIRCUIT	15,710	0	0	0	0	15,710	9,153
CLINTON COUNTY	27,864	3,284	13,565	0	0	44,713	48,912
TOTAL-COURTS OF RECORD:	43,574	3,284	13,565	0	0	60,423	58,065
FRANKFORT CITY	2,781	92	0	0	10	2,883	965
TOTAL-CITY AND TOWN:	2,781	92	0	0	10	2,883	965
COUNTY TOTAL:	46,355	3,376	13,565	0	10	63,306	59,030
<b>CRAWFORD</b>							
CRAWFORD CIRCUIT	14,587	1,664	4,276	2,628	0	23,155	24,990
COUNTY TOTAL:	14,587	1,664	4,276	2,628	0	23,155	24,990
<b>DAVISS</b>							
DAVISS CIRCUIT	7,795	101	0	0	0	7,896	5,304
DAVISS COUNTY	31,024	4,269	0	1,275	0	36,568	46,764
COUNTY TOTAL:	38,819	4,370	0	1,275	0	44,464	52,068
<b>DEARBORN</b>							
DEARBORN CIRCUIT & COUNTY	23,827	14,132	1,083	682	1,610	41,334	42,209
TOTAL-COURTS OF RECORD:	23,827	14,132	1,083	682	1,610	41,334	42,209
AURORA CITY	27,609	5,210	28,230	0	1,000	62,049	79,777
LAWRENCEBURG CITY	33,662	13,223	36,446	0	0	83,331	122,445
TOTAL-CITY AND TOWN:	61,271	18,433	64,676	0	1,000	145,380	202,222
COUNTY TOTAL:	85,098	32,565	65,759	682	2,610	186,714	244,431
<b>DECATUR</b>							
DECATUR CIRCUIT	0	0	0	0	0	0	9,228
DECATUR COUNTY	28,908	9,380	0	0	0	38,288	64,584
COUNTY TOTAL:	28,908	9,380	0	0	0	38,288	73,812
<b>DEKALB</b>							
DEKALB CIRCUIT	7,277	0	0	0	0	7,277	4,335
DEKALB SUPERIOR	36,561	12,225	8,853	18	0	57,657	72,546
TOTAL-COURTS OF RECORD:	43,838	12,225	8,853	18	0	64,934	76,881
BUTLER CITY	495	271	0	0	0	766	783
TOTAL-CITY AND TOWN:	495	271	0	0	0	766	783
COUNTY TOTAL:	44,333	12,496	8,853	18	0	65,700	77,664
<b>DELAWARE</b>							
DELAWARE ALL COURTS	87,098	16,498	9,666	0	0	113,262	108,890
TOTAL-COURTS OF RECORD:	87,098	16,498	9,666	0	0	113,262	108,890
YORKTOWN TOWN	69,904	39,419	0	0	0	109,323	151,301
TOTAL-CITY AND TOWN:	69,904	39,419	0	0	0	109,323	151,301
COUNTY TOTAL:	157,002	55,917	9,666	0	0	222,585	260,191
<b>DUBOIS</b>							
DUBOIS CIRCUIT	9,581	459	0	0	0	10,040	9,775
DUBOIS SUPERIOR	45,294	7,464	5,228	2,538	0	60,524	80,899
COUNTY TOTAL:	54,875	7,923	5,228	2,538	0	70,564	90,674
<b>ELKHART</b>							
ELKHART CIRCUIT	16,382	2,750	0	8,400	0	27,532	12,325
ELKHART SUP 1, 2 & CO (ELK)	74,838	27,650	0	0	0	102,488	103,480

REVENUE FOR COUNTY FUNDS  
7-1-87 TO 12-31-87

PAGE 316

COURT COSTS	SUPPORT FEES	BOND FEE	LATE	USEK FEES	DOCUMENT FEES	INTEREST INVESTMENT	OTHER	TOTAL	TOTAL
			SURRENDER FEE					COUNTY	COUNTY
								2ND HALF	1ST HALF
2,516	0	0	0	0	0	0	0	2,516	6,037
5,955	0	0	0	0	0	0	0	5,955	4,393
9,352	0	0	0	0	0	0	0	9,352	11,472
120,666	6,225	0	0	28,825	0	3,776	0	159,492	133,634
11,082	2,035	231	0	278	0	0	1,206	14,832	21,361
24,073	0	1,675	0	4,158	62	0	178	30,146	11,498
35,155	2,035	1,906	0	4,436	62	0	1,384	44,978	32,859
15,980	3,363	195	0	12	1,416	3,980	293	25,239	19,238
26,105	0	2,795	0	12,800	31	0	267	41,998	33,311
42,085	3,363	2,990	0	12,812	1,447	3,980	560	67,237	52,549
728	0	0	0	0	0	0	0	728	96
728	0	0	0	0	0	0	0	728	96
42,813	3,363	2,990	0	12,812	1,447	3,980	560	67,965	52,645
14,009	755	259	0	11,434	117	1,514	505	28,593	16,425
14,009	755	259	0	11,434	117	1,514	505	28,593	16,425
7,327	1,628	0	0	15	2,600	2,602	75	14,247	8,138
29,162	0	0	600	2,670	248	0	7,110	39,790	26,885
36,489	1,628	0	600	2,685	2,848	2,602	7,185	54,037	35,023
23,112	1,750	546	0	3,320	2,991	2,796	3,034	37,549	28,465
23,112	1,750	546	0	3,320	2,991	2,796	3,034	37,549	28,465
7,530	0	0	0	0	0	0	0	7,530	5,004
9,178	0	0	0	0	0	0	0	9,178	7,709
16,708	0	0	0	0	0	0	0	16,708	12,713
39,820	1,750	546	0	3,320	2,991	2,796	3,034	54,257	41,178
0	0	0	0	0	0	0	0	0	17,274
28,908	0	0	0	2,835	171	0	546	32,460	14,423
28,908	0	0	0	2,835	171	0	546	32,460	31,697
6,823	2,535	0	0	6	674	3,178	1,263	14,479	20,020
34,367	0	0	0	3,215	109	1,808	326	39,825	26,612
41,190	2,535	0	0	3,221	783	4,986	1,589	54,304	46,632
135	0	0	0	0	0	0	0	135	84
135	0	0	0	0	0	0	0	135	84
41,325	2,535	0	0	3,221	783	4,986	1,589	54,439	46,716
84,485	795	0	0	54,972	4,944	3,577	0	148,773	153,743
84,485	795	0	0	54,972	4,944	3,577	0	148,773	153,743
18,841	0	0	0	3,708	0	0	0	22,549	21,412
18,841	0	0	0	3,708	0	0	0	22,549	21,412
103,326	795	0	0	58,680	4,944	3,577	0	171,322	175,155
9,523	1,770	0	0	76	441	0	0	11,810	15,527
45,254	0	0	0	4,378	6	0	0	49,638	38,615
54,777	1,770	0	0	4,454	447	0	0	61,448	54,142
16,382	0	0	8,000	36	2,474	0	3,880	30,772	27,886
74,838	3,803	1,345	0	3,379	3,339	0	542	87,246	96,940

REVENUE FOR STATE FUNDS  
7-1-87 TO 12-31-87

	COURT COSTS	FINES FORFEITURE	INFRACTION JUDGMENTS	VEHICLE LICENSE	OTHER	TOTAL STATE 2ND HALF	TOTAL STATE 1ST HALF
<b>ELKHART</b>							
ELKHART SUPERIOR 3	10,525	11,661	0	0	0	22,186	16,770
ELKHART CO - GOSHEN	89,604	51,226	15,618	0	0	156,448	142,798
TOTAL-COURTS OF RECORD:	191,349	93,287	15,618	8,400	0	308,654	275,373
ELKHART CITY	97,848	50,994	0	0	0	148,842	154,236
GOSHEN CITY	54,742	18,490	34,616	0	7,225	115,073	113,603
NAPPANEE CITY	0	6,660	0	0	11,075	17,735	17,836
TOTAL-CITY AND TOWN:	152,590	76,144	34,616	0	18,300	281,650	285,675
COUNTY TOTAL:	343,939	169,431	50,234	8,400	18,300	590,304	561,048
<b>FAYETTE</b>							
FAYETTE CIRCUIT & SUPERIOR	35,774	50,608	4,293	0	0	90,675	94,231
COUNTY TOTAL:	35,774	50,608	4,293	0	0	90,675	94,231
<b>FLOYD</b>							
FLOYD ALL COURTS	0	3,393	6,667	0	0	10,060	98,072
COUNTY TOTAL:	0	3,393	6,667	0	0	10,060	98,072
<b>FOUNTAIN</b>							
FOUNTAIN CIRCUIT	9,476	2,234	1,952	0	0	13,662	28,465
TOTAL-COURTS OF RECORD:	9,476	2,234	1,952	0	0	13,662	28,465
ATTICA CITY	22,952	19,184	0	0	0	42,136	43,437
TOTAL-CITY AND TOWN:	22,952	19,184	0	0	0	42,136	43,437
COUNTY TOTAL:	32,428	21,418	1,952	0	0	55,798	71,902
<b>FRANKLIN</b>							
FRANKLIN CIRCUIT	28,948	14,143	0	0	0	43,091	49,001
COUNTY TOTAL:	28,948	14,143	0	0	0	43,091	49,001
<b>FULTON</b>							
FULTON CIRCUIT	8,380	11	0	0	960	9,351	8,233
FULTON COUNTY	45,155	8,439	23,394	0	0	76,988	80,679
COUNTY TOTAL:	53,535	8,450	23,394	0	960	86,339	88,912
<b>GIBSON</b>							
GIBSON CIRCUIT	10,562	1	0	0	494	11,057	8,411
GIBSON SUPERIOR	50,530	9,907	0	0	0	60,437	86,020
COUNTY TOTAL:	61,092	9,908	0	0	494	71,494	94,431
<b>GRANT</b>							
GRANT CIRCUIT	19,706	450	0	0	0	20,156	10,683
GRANT SUPERIOR 1	7,191	0	0	0	0	7,191	6,666
GRANT SUPERIOR 2	5,346	0	0	0	0	5,346	4,223
GRANT COUNTY	17,565	3,895	11,554	0	0	33,014	62,352
TOTAL-COURTS OF RECORD:	49,808	4,345	11,554	0	0	65,707	83,924
GAS CITY-CITY	18,848	18,548	0	0	0	37,396	44,238
MARION CITY	19,278	12,972	0	0	1,947	34,197	33,251
TOTAL-CITY AND TOWN:	38,126	31,520	0	0	1,947	71,593	77,489
COUNTY TOTAL:	87,934	35,865	11,554	0	1,947	137,300	161,413
<b>GREENE</b>							
GREENE CIRCUIT	11,083	1,444	0	0	0	12,527	9,237
GREENE COUNTY	23,622	10,118	4,036	0	0	37,776	37,317
COUNTY TOTAL:	34,705	11,562	4,036	0	0	50,303	46,554
<b>HAMILTON</b>							
HAMILTON CIRCUIT	15,787	208	0	0	0	15,995	82,030
HAMILTON SUPERIOR 1	14,946	1,050	0	0	0	15,996	10,733
HAMILTON SUPERIOR 2	8,978	0	0	0	0	8,978	8,595
HAMILTON COUNTY	110,958	9,258	59,071	0	0	179,287	151,303
TOTAL-COURTS OF RECORD:	150,669	10,516	59,071	0	0	220,256	252,661
CARMEL CITY	30,335	0	9,834	0	0	40,169	25,901
NOBLESVILLE CITY	30,795	11,188	0	0	0	41,983	32,136

REVENUE FOR COUNTY FUNDS  
7-1-87 TO 12-31-87

PAGE 318

COURT COSTS	SUPPORT FEES	BOND FEE	LATE SURRENDER FEE	USER FEES	DOCUMENT FEES	INTEREST INVESTMENT	OTHER	TOTAL COUNTY 2ND HALF	TOTAL COUNTY 1ST HALF
10,525	0	0	6,400	66	147	0	502	17,640	7,575
89,604	15	14,657	480	9,653	58	87	2,130	116,684	59,191
191,349	3,818	16,002	14,880	13,134	6,018	87	7,054	252,342	191,592
33,191	0	0	0	0	327	0	0	33,518	33,407
14,942	0	0	0	0	0	0	1,887	16,829	9,064
0	0	0	0	0	0	0	2,990	2,990	3,807
48,133	0	0	0	0	327	0	4,877	53,337	46,278
239,482	3,818	16,002	14,880	13,134	6,345	87	11,931	305,679	237,870
34,701	390	30	0	9,234	2,726	978	0	48,059	30,077
34,701	390	30	0	9,234	2,726	978	0	48,059	30,077
70,355	90	0	0	96,261	424	3,795	1,768	172,693	155,787
70,355	90	0	0	96,261	424	3,795	1,768	172,693	155,787
20,375	35	4,112	0	972	589	1,082	345	27,510	26,404
20,375	35	4,112	0	972	589	1,082	345	27,510	26,404
6,258	0	0	0	0	0	0	0	6,258	11,211
6,258	0	0	0	0	0	0	0	6,258	11,211
26,633	35	4,112	0	972	589	1,082	345	33,768	37,615
28,942	1,200	760	0	3,275	0	1,730	140	36,047	18,552
28,942	1,200	760	0	3,275	0	1,730	140	36,047	18,552
8,405	1,190	110	6,000	1,249	1,544	1,430	1,564	21,492	13,441
44,343	0	50	0	25,525	6	0	2	69,926	44,227
52,748	1,190	160	6,000	26,774	1,550	1,430	1,566	91,418	57,668
10,562	1,055	30	0	2,016	1,479	2,811	0	17,953	14,169
50,510	0	1,310	0	3,873	65	0	0	55,758	21,032
61,072	1,055	1,340	0	5,889	1,544	2,811	0	73,711	35,201
19,706	285	0	0	0	0	0	0	19,991	12,722
7,191	200	0	0	0	0	0	0	7,391	7,178
5,346	315	0	0	0	0	0	0	5,661	5,483
17,565	0	0	0	0	0	0	0	17,565	63,114
49,808	800	0	0	0	0	0	0	50,608	88,497
5,113	0	0	0	0	0	0	0	5,113	3,880
5,258	0	0	0	0	0	0	268	5,526	2,332
10,371	0	0	0	0	0	0	268	10,639	6,212
60,179	800	0	0	0	0	0	268	61,247	94,709
11,803	610	931	0	240	2,857	1,396	2,720	20,557	21,134
23,622	0	2,130	0	5,251	5	0	10	31,018	14,077
35,425	610	3,061	0	5,491	2,862	1,396	2,730	51,575	35,211
20,681	1,230	0	0	165	2,909	14,151	0	39,136	14,170
14,949	1,325	50	0	39	1,371	0	0	17,734	13,292
8,990	1,210	0	0	27	1,938	0	0	12,165	9,365
110,728	0	1,370	0	62,959	32	0	0	175,089	139,652
155,348	3,765	1,420	0	63,190	6,250	14,151	0	244,124	176,479
8,317	0	0	0	0	0	0	0	8,317	4,130
8,423	0	0	0	0	0	0	530	8,953	4,876



REVENUE FOR STATE FUNDS  
7-1-87 TO 12-31-87

PAGE 319

	COURT COSTS	FINES FORFEITURE	INFRACTION JUDGMENTS	VEHICLE LICENSE	OTHER	TOTAL STATE 2ND HALF	TOTAL STATE 1ST HALF
<b>HAMILTON</b>							
TOTAL-CITY AND TOWN:	61,130	11,188	9,834	0	0	82,152	58,037
COUNTY TOTAL:	211,799	21,704	68,905	0	0	302,408	310,698
<b>HANCOCK</b>							
HANCOCK ALL COURTS	89,455	9,938	5,692	0	0	105,085	147,201
COUNTY TOTAL:	89,455	9,938	5,692	0	0	105,085	147,201
<b>HARRISON</b>							
HARRISON CIRCUIT	8,109	100	0	0	0	8,209	9,063
HARRISON COUNTY	20,476	3,678	6,463	124	0	30,741	50,211
COUNTY TOTAL:	28,585	3,778	6,463	124	0	38,950	59,274
<b>HENDRICKS</b>							
HENDRICKS ALL COURTS	112,405	19,838	26,747	0	0	158,990	169,293
COUNTY TOTAL:	112,405	19,838	26,747	0	0	158,990	169,293
<b>HENRY</b>							
HENRY CIRCUIT	7,779	0	0	0	24	7,803	6,551
HENRY SUPERIOR	8,550	0	0	0	23	8,573	8,777
HENRY COUNTY	33,091	11,594	2,964	0	1,926	49,575	53,922
TOTAL-COURTS OF RECORD:	49,420	11,594	2,964	0	1,973	65,951	69,250
KNIGHTSTOWN TOWN	26,947	7,716	3,809	0	2,211	40,683	82,027
TOTAL-CITY AND TOWN:	26,947	7,716	3,809	0	2,211	40,683	82,027
COUNTY TOTAL:	76,367	19,310	6,773	0	4,184	106,634	151,277
<b>HOWARD</b>							
HOWARD CIRCUIT	12,766	1,830	0	0	0	14,596	11,267
HOWARD SUPERIOR 1	13,879	4,775	0	0	0	18,654	12,373
HOWARD SUPERIOR 2	7,253	275	0	0	0	7,528	7,861
HOWARD COUNTY	86,187	22,949	28,692	0	325	138,153	104,373
COUNTY TOTAL:	120,085	29,829	28,692	0	325	178,931	135,874
<b>HUNTINGTON</b>							
HUNTINGTON CIRCUIT & COUNTY	29,918	58,584	21,267	0	72	109,841	123,242
TOTAL-COURTS OF RECORD:	29,918	58,584	21,267	0	72	109,841	123,242
ROANOKE TOWN	24,860	46,027	0	0	0	70,887	87,154
TOTAL-CITY AND TOWN:	24,860	46,027	0	0	0	70,887	87,154
COUNTY TOTAL:	54,778	104,611	21,267	0	72	180,728	210,396
<b>JACKSON</b>							
JACKSON CIRCUIT	11,838	5,877	0	0	0	17,715	18,082
JACKSON COUNTY	108,910	9,528	92,827	0	0	211,265	304,871
COUNTY TOTAL:	120,748	15,405	92,827	0	0	228,980	322,953
<b>JASPER</b>							
JASPER CIRCUIT	9,309	100	0	0	0	9,409	13,585
JASPER SUPERIOR	44,971	16,896	6,367	0	170	68,404	114,194
TOTAL-COURTS OF RECORD:	54,280	16,996	6,367	0	170	77,813	127,779
DEMOTTE TOWN	3,449	0	872	0	0	4,321	3,147
WHEATFIELD TOWN	32	0	2	0	23	57	112
TOTAL-CITY AND TOWN:	3,481	0	874	0	23	4,378	3,259
COUNTY TOTAL:	57,761	16,996	7,241	0	193	82,191	131,038
<b>JAY</b>							
JAY CIRCUIT & COUNTY	19,311	8,062	77	0	0	27,450	24,740
TOTAL-COURTS OF RECORD:	19,311	8,062	77	0	0	27,450	24,740
DUNKIRK CITY	3,751	2,138	0	0	8	5,897	4,328
PORTLAND CITY	15,820	823	6,453	0	160	23,256	18,129
TOTAL-CITY AND TOWN:	19,571	2,961	6,453	0	168	29,153	22,457
COUNTY TOTAL:	38,882	11,023	6,530	0	168	56,603	47,197
<b>JEFFERSON</b>							
JEFFERSON CIRCUIT & COUNTY	22,610	42,463	1,624	0	0	66,697	103,626

REVENUE FOR COUNTY FUNDS  
7-1-87 TO 12-31-87

PAGE 320

COURT COSTS	SUPPORT FEES	BOND FEE	LATE SURRENDER FEE	USER FEES	DOCUMENT FEES	INTEREST INVESTMENT	OTHER	TOTAL COUNTY 2ND HALF	TOTAL COUNTY 1ST HALF
16,740	0	0	0	0	0	0	530	17,270	9,006
172,088	3,765	1,420	0	63,190	6,250	14,151	530	261,394	185,485
85,002	2,018	0	0	61,059	4,204	6,209	1,929	160,421	220,338
85,002	2,018	0	0	61,059	4,204	6,209	1,929	160,421	220,338
7,622	2,240	1,177	0	6	0	2,500	1,475	15,020	8,065
19,247	0	0	0	28,269	0	0	559	48,075	46,341
26,869	2,240	1,177	0	28,275	0	2,500	2,034	63,095	54,406
105,661	1,350	0	0	17,435	0	10,249	0	134,695	70,578
105,661	1,350	0	0	17,435	0	10,249	0	134,695	70,578
7,929	3,123	0	0	0	4,611	0	427	16,090	15,131
8,550	3,605	0	0	0	1,939	0	45	14,139	17,146
33,091	0	0	1,500	730	52	0	0	35,373	17,654
49,570	6,728	0	1,500	730	6,602	0	472	65,602	49,931
10,871	0	0	0	0	0	0	30	10,901	9,505
10,871	0	0	0	0	0	0	30	10,901	9,505
60,441	6,728	0	1,500	730	6,602	0	502	76,503	59,436
12,746	1,235	1,060	0	2,652	2,710	10,833	356	31,592	33,719
13,856	945	300	0	394	1,141	0	81	16,717	16,234
7,295	880	100	0	0	1,009	0	0	9,284	15,100
85,866	40	7,675	0	59,303	165	0	942	153,991	127,513
119,763	3,100	9,135	0	62,349	5,025	10,833	1,379	211,584	192,566
29,918	745	5,260	0	4,194	1,135	1,226	1,437	43,915	45,557
29,918	745	5,260	0	4,194	1,135	1,226	1,437	43,915	45,557
6,720	0	0	0	0	0	0	0	6,720	4,480
6,720	0	0	0	0	0	0	0	6,720	4,480
36,638	745	5,260	0	4,194	1,135	1,226	1,437	50,635	50,037
11,838	410	0	0	180	365	905	5,201	18,899	16,010
108,900	0	0	0	55,833	0	0	27	164,760	124,004
120,738	410	0	0	56,013	365	905	5,228	183,659	140,014
8,750	2,255	0	0	9	440	3,481	3,649	18,584	12,691
44,971	0	0	0	26,667	611	0	617	72,866	72,392
53,721	2,255	0	0	26,676	1,051	3,481	4,266	91,450	85,083
931	0	0	0	0	0	0	0	931	440
8	0	0	0	0	0	0	0	8	18
939	0	0	0	0	0	0	0	939	458
54,660	2,255	0	0	26,676	1,051	3,481	4,266	92,389	85,541
18,152	4,911	0	0	228	735	0	774	24,800	13,728
18,152	4,911	0	0	228	735	0	774	24,800	13,728
1,023	0	0	0	0	0	0	0	1,023	472
4,335	0	0	0	0	0	0	0	4,335	2,055
5,358	0	0	0	0	0	0	0	5,358	2,527
23,510	4,911	0	0	228	735	0	774	30,158	16,255
22,610	975	0	0	3,112	0	1,002	82	27,781	57,174

## REVENUE FOR STATE FUNDS

PAGE 321

7-1-87 TO 12-31-87

	COURT COSTS	FINES FORFEITURE	INFRACTION JUDGMENTS	VEHICLE LICENSE	OTHER	TOTAL STATE 2ND HALF	TOTAL STATE 1ST HALF
<b>JEFFERSON</b>							
COUNTY TOTAL:	22,610	42,463	1,624	0	0	66,697	103,626
<b>JENNINGS</b>							
JENNINGS CIRCUIT	12,291	1,715	0	0	1,042	15,048	15,954
TOTAL-COURTS OF RECORD:	12,291	1,715	0	0	1,042	15,048	15,954
NORTH VERNON - NOT REPORTING	0	0	0	0	0	0	0
TOTAL-CITY AND TOWN:	0	0	0	0	0	0	0
COUNTY TOTAL:	12,291	1,715	0	0	1,042	15,048	15,954
<b>JOHNSON</b>							
JOHNSON ALL COURTS	49,610	23,596	0	0	0	73,206	78,438
TOTAL-COURTS OF RECORD:	49,610	23,596	0	0	0	73,206	78,438
FRANKLIN CITY	47,107	36,678	0	0	0	83,785	78,419
GREENWOOD CITY	44,518	18,539	0	0	0	63,057	56,884
NEW WHITELAND TOWN	46,125	23,730	0	0	0	69,855	52,950
TOTAL-CITY AND TOWN:	137,750	78,947	0	0	0	216,697	188,253
COUNTY TOTAL:	187,360	102,543	0	0	0	289,903	266,691
<b>KNOX</b>							
KNOX ALL COURTS	58,771	10,106	0	0	0	68,877	92,494
TOTAL-COURTS OF RECORD:	58,771	10,106	0	0	0	68,877	92,494
BICKNELL CITY	7,427	1,369	2,504	0	580	11,880	11,821
TOTAL-CITY AND TOWN:	7,427	1,369	2,504	0	580	11,880	11,821
COUNTY TOTAL:	66,198	11,475	2,504	0	580	80,757	104,315
<b>KOSCIUSKO</b>							
KOSCIUSKO CIRCUIT	16,400	360	0	0	0	16,760	16,744
KOSCIUSKO SUPERIOR	13,081	363	0	0	0	13,444	11,396
KOSCIUSKO COUNTY	73,134	55,002	23,967	0	952	153,055	176,126
COUNTY TOTAL:	102,615	55,725	23,967	0	952	183,259	204,266
<b>LAGRANGE</b>							
LAGRANGE CIRCUIT	5,526	3,518	0	0	0	9,044	12,563
LAGRANGE COUNTY	34,793	39,855	17,986	0	0	92,634	131,624
COUNTY TOTAL:	40,319	43,373	17,986	0	0	101,678	144,187
<b>LAKE</b>							
LAKE CIR, CO 2 & 3 & PROBATE	384,280	62,698	197,757	0	0	644,735	611,939
LAKE CIV. 1 & 5	37,398	0	0	0	0	37,398	29,448
LAKE SUP. CIV. 2	36,909	0	0	0	0	36,909	30,226
LAKE CIV 3 & 4, CO 1 & JUV.	10,327	0	0	0	0	10,327	44,296
LAKE SUP CRIMINAL	8,257	9,772	416	0	0	18,445	26,415
TOTAL-COURTS OF RECORD:	477,171	72,470	198,173	0	0	747,814	742,324
CROWN POINT CITY	18,438	5,617	0	0	0	24,055	11,340
EAST CHICAGO CITY	27,022	4,768	0	0	0	31,790	8,446
GARY CITY	100,769	0	0	0	0	100,769	107,751
HAMMOND CITY	47,604	16,467	0	0	0	64,071	80,376
HOBART CITY	15,517	6,219	0	0	15	21,751	16,949
LAKE STATION CITY	8,644	3,906	0	0	0	12,550	7,086
WHITING CITY	7,150	2,478	0	0	0	9,628	7,417
TOTAL-CITY AND TOWN:	225,144	39,455	0	0	15	264,614	239,365
COUNTY TOTAL:	702,315	111,925	198,173	0	15	1,012,428	981,689
<b>LAPORTE</b>							
LAPORTE CIRCUIT	15,725	0	0	0	0	15,725	14,183
LAPORTE SUPERIOR 1	14,412	2,335	0	0	0	16,747	14,275
LAPORTE SUPERIOR 2	5,529	0	0	0	0	5,529	5,238
LAPORTE SUPERIOR 3	41,005	53,538	17,038	0	0	111,581	117,812
LAPORTE SUPERIOR 4	84,615	28,533	37,578	75	0	150,801	210,241
COUNTY TOTAL:	161,286	84,406	54,616	75	0	300,383	361,749

REVENUE FOR COUNTY FUNDS  
7-1-87 TO 12-31-87

COURT COSTS	SUPPORT FEES	BOND FEE	LATE SURRENDER FEE	USER FEES	DOCUMENT FEES	INTEREST INVESTMENT	OTHER	TOTAL COUNTY 2ND HALF	TOTAL COUNTY 1ST HALF
22,610	975	0	0	3,112	0	1,002	82	27,781	57,174
11,957	1,585	2,300	0	6,218	373	0	1,814	24,247	18,894
11,957	1,585	2,300	0	6,218	373	0	1,814	24,247	18,894
0	0	0	0	0	0	0	0	0	0
0	0	0	0	0	0	0	0	0	0
11,957	1,585	2,300	0	6,218	373	0	1,814	24,247	18,894
48,461	2,828	0	0	8,184	5,869	9,962	2,084	77,388	81,529
48,461	2,828	0	0	8,184	5,869	9,962	2,084	77,388	81,529
12,848	0	0	0	0	0	0	0	12,848	19,696
12,143	0	0	0	0	0	0	0	12,143	14,797
13,040	0	0	0	0	0	0	0	13,040	13,522
38,031	0	0	0	0	0	0	0	38,031	48,015
86,492	2,828	0	0	8,184	5,869	9,962	2,084	115,419	129,544
72,237	840	0	160	55,525	1,431	2,406	0	132,599	91,907
72,237	840	0	160	55,525	1,431	2,406	0	132,599	91,907
2,008	0	0	0	265	0	0	0	2,273	2,718
2,008	0	0	0	265	0	0	0	2,273	2,718
74,245	840	0	160	55,790	1,431	2,406	0	134,872	94,625
15,416	4,235	400	0	21	2,184	7,975	7,151	37,382	34,724
12,296	1,840	150	0	243	261	0	26	14,816	16,034
68,746	0	0	800	6,540	74	0	176	76,336	53,954
96,458	6,075	550	800	6,804	2,519	7,975	7,353	128,534	104,712
5,526	1,390	0	0	4,370	1,214	3,243	1,081	16,824	11,184
34,793	0	0	0	3,565	7	0	55	38,420	19,037
40,319	1,390	0	0	7,935	1,221	3,243	1,136	55,244	30,221
384,273	133,145	42,999	0	178,057	122,980	75,034	0	936,488	713,106
37,397	0	0	0	0	0	6,593	11,305	55,295	41,213
36,909	0	0	0	0	0	10,309	3,554	50,772	47,365
20,931	0	0	0	114	10,162	0	9,984	41,191	51,688
8,257	0	11,048	0	591	0	22,056	571	42,523	45,419
487,767	133,145	54,047	0	178,762	133,142	113,992	25,414	1,126,269	898,791
5,030	0	0	0	0	0	0	0	5,030	3,044
7,788	0	0	0	0	0	0	0	7,788	1,645
27,490	0	0	0	0	0	0	0	27,490	24,402
14,904	0	0	0	0	0	0	0	14,904	10,946
4,823	0	0	0	0	0	0	339	5,162	4,253
2,357	0	0	0	0	0	0	0	2,357	684
698	0	0	0	0	0	0	0	698	705
63,090	0	0	0	0	0	0	339	63,429	45,679
550,857	133,145	54,047	0	178,762	133,142	113,992	25,753	1,189,698	944,470
10,741	710	300	0	0	1,071	4,510	0	17,332	23,024
14,412	352	0	0	33	299	0	144	15,240	18,254
5,529	150	0	0	6	20	0	38	5,743	6,694
41,005	0	0	0	1,428	0	0	0	42,433	38,542
84,615	0	0	1,600	7,782	23	0	62	94,082	55,205
156,302	1,212	300	1,600	9,249	1,413	4,510	244	174,830	141,719

REVENUE FOR STATE FUNDS  
7-1-87 TO 12-31-87

PAGE 323

	COURT COSTS	FINES FORFEITURE	INFRACTION JUDGMENTS	VEHICLE LICENSE	OTHER	TOTAL STATE 2ND HALF	TOTAL STATE 1ST HALF
<b>LAWRENCE</b>							
LAWRENCE CIRCUIT	5,944	0	0	0	0	5,944	48,202
LAWRENCE SUPERIOR	8,207	0	0	0	0	8,207	12,107
LAWRENCE COUNTY	47,044	2,007	2,747	3,459	0	55,257	59,191
COUNTY TOTAL:	61,195	2,007	2,747	3,459	0	69,408	119,500
<b>MADISON</b>							
MADISON ALL COURTS	85,810	8,151	0	0	0	93,961	95,931
TOTAL-COURTS OF RECORD:	85,810	8,151	0	0	0	93,961	95,931
ALEXANDRIA CITY	16,308	17,923	0	0	0	34,231	17,090
ANDERSON CITY	77,148	37,379	0	0	0	114,527	142,762
ELMGOD CITY - NOT REPORTING	0	0	0	0	0	0	0
EDGEWOOD TOWN	27,040	35,345	0	0	11,966	74,351	64,271
TOTAL-CITY AND TOWN:	120,496	90,647	0	0	11,966	223,109	224,123
COUNTY TOTAL:	206,306	98,798	0	0	11,966	317,070	320,054
<b>MARION</b>							
MARION ALL COURTS	439,634	17,033	0	0	0	456,667	433,945
MARION ALL MUNICIPAL	1,096,117	68,378	200,788	0	0	1,365,283	994,405
	0	0	0	0	0	0	0
	0	0	0	0	0	0	0
	0	0	0	0	0	0	0
	0	0	0	0	0	0	0
	0	0	0	0	0	0	0
	0	0	0	0	0	0	0
	0	0	0	0	0	0	0
COUNTY TOTAL:	1,535,751	85,411	200,788	0	0	1,821,950	1,428,350
<b>MARSHALL</b>							
MARSHALL ALL COURTS	97,993	38,577	31,919	186	0	168,675	189,653
TOTAL-COURTS OF RECORD:	97,993	38,577	31,919	186	0	168,675	189,653
ARGOS TOWN	8,940	7,708	0	0	0	16,648	35,397
TOTAL-CITY AND TOWN:	8,940	7,708	0	0	0	16,648	35,397
COUNTY TOTAL:	106,933	46,285	31,919	186	0	185,323	225,050
<b>MARTIN</b>							
MARTIN CIRCUIT	14,967	10,202	0	0	0	25,169	38,353
TOTAL-COURTS OF RECORD:	14,967	10,202	0	0	0	25,169	38,353
LOCCOCOTEE CITY-ABOLISHED	0	0	0	0	0	0	0
TOTAL-CITY AND TOWN:	0	0	0	0	0	0	0
COUNTY TOTAL:	14,967	10,202	0	0	0	25,169	38,353
<b>MIAMI</b>							
MIAMI CIRCUIT	10,786	2,774	22	0	0	13,582	20,411
MIAMI SUPERIOR	12,270	11,094	9,089	0	0	32,453	49,543
TOTAL-COURTS OF RECORD:	23,056	13,868	9,111	0	0	46,035	69,954
PERU CITY	2,365	1,731	0	0	0	4,096	6,738
BUNKER HILL TOWN	20,306	12,152	0	0	0	32,458	44,392
TOTAL-CITY AND TOWN:	22,671	13,883	0	0	0	36,554	51,130
COUNTY TOTAL:	45,727	27,751	9,111	0	0	82,589	121,084
<b>MONROE</b>							
MONROE ALL COURTS	168,006	31,213	37,735	0	0	236,954	320,215
COUNTY TOTAL:	168,006	31,213	37,735	0	0	236,954	320,215
<b>MONTGOMERY</b>							
MONTGOMERY CIRCUIT	15,192	646	0	0	0	15,838	12,784
MONTGOMERY COUNTY	13,093	10,846	1,515	0	0	25,454	30,499
TOTAL-COURTS OF RECORD:	28,285	11,492	1,515	0	0	41,292	43,283
CRAWFORDSVILLE CITY	10,502	8,146	0	0	0	18,648	43,770

REVENUE FOR COUNTY FUNDS  
7-1-87 TO 12-31-87

COURT COSTS	SUPPORT FEES	BOND FEE	LATE SURRENDER FEE	USER FEES	DOCUMENT FEES	INTEREST INVESTMENT	OTHER	TOTAL COUNTY 2ND HALF	TOTAL COUNTY 1ST HALF
5,944	160	0	0	215	0	0	0	6,319	9,294
8,207	120	0	0	157	0	0	0	8,484	12,834
47,044	0	0	0	32,100	3	0	1,715	80,862	55,731
61,195	280	0	0	32,472	3	0	1,715	95,665	77,859
0	8,212	0	0	381	0	0	0	8,593	91,921
0	8,212	0	0	381	0	0	0	8,593	91,921
4,448	0	0	0	0	0	0	0	4,448	1,760
24,692	0	0	0	0	0	0	0	24,692	13,132
0	0	0	0	0	0	0	0	0	0
8,415	0	0	0	0	0	0	0	8,415	4,232
37,555	0	0	0	0	0	0	0	37,555	19,124
37,555	8,212	0	0	381	0	0	0	46,148	111,045
413,256	8,133	80	91,850	20,978	76,943	142,065	42,728	796,033	819,386
1,021,236	0	11,805	0	334,527	1,125	0	181,704	1,550,397	1,171,459
0	0	0	0	0	0	0	0	0	0
0	0	0	0	0	0	0	0	0	0
0	0	0	0	0	0	0	0	0	0
0	0	0	0	0	0	0	0	0	0
0	0	0	0	0	0	0	0	0	0
0	0	0	0	0	0	0	0	0	0
0	0	0	0	0	0	0	0	0	0
0	0	0	0	0	0	0	0	0	0
1,434,492	8,133	11,885	91,850	355,505	78,068	142,065	224,432	2,346,430	1,990,845
97,993	2,655	0	200	7,248	414	3,854	2,230	114,594	80,131
97,993	2,655	0	200	7,248	414	3,854	2,230	114,594	80,131
2,430	0	0	0	0	0	0	0	2,430	2,796
2,430	0	0	0	0	0	0	0	2,430	2,796
100,423	2,655	0	200	7,248	414	3,854	2,230	117,024	82,927
14,967	920	1,443	0	4,448	185	815	0	22,778	18,440
14,967	920	1,443	0	4,448	185	815	0	22,778	18,440
0	0	0	0	0	0	0	0	0	0
0	0	0	0	0	0	0	0	0	0
14,967	920	1,443	0	4,448	185	815	0	22,778	18,440
10,786	270	1,373	0	3,444	951	6,552	3,881	27,257	24,991
12,270	125	0	0	8,070	0	0	0	20,465	18,723
23,056	395	1,373	0	11,514	951	6,552	3,881	47,722	43,714
653	0	0	0	0	0	0	0	653	860
5,477	0	0	0	3,650	0	0	0	9,127	8,855
6,130	0	0	0	3,650	0	0	0	9,780	9,715
29,186	395	1,373	0	15,164	951	6,552	3,881	57,502	53,429
168,006	3,042	0	0	124,505	2,714	6,990	16,362	321,619	295,525
168,006	3,042	0	0	124,505	2,714	6,990	16,362	321,619	295,525
15,048	1,243	0	0	71	2,273	2,089	0	20,724	34,402
13,122	0	0	0	16,178	10	0	0	29,310	24,540
28,170	1,243	0	0	16,249	2,283	2,089	0	50,034	58,942
3,450	0	0	0	0	0	0	0	3,450	9,398

REVENUE FOR STATE FUNDS  
7-1-87 TO 12-31-87

PAGE 325

	COURT COSTS	FINES FORFEITURE	INFRACTION JUDGMENTS	VEHICLE LICENSE	OTHER	TOTAL STATE 2ND HALF	TOTAL STATE 1ST HALF
<b>MONIGOMERY</b>							
TOTAL-CITY AND TOWN:	10,502	8,146	0	0	0	18,648	43,770
COUNTY TOTAL:	38,787	19,638	1,515	0	0	59,940	87,053
<b>MORGAN</b>							
MORGAN ALL COURTS	0	12,547	0	0	0	12,547	91,296
TOTAL-COURTS OF RECORD:	0	12,547	0	0	0	12,547	91,296
MARTINSVILLE CITY	20,119	4,550	0	0	0	24,669	10,835
MCORESVILLE TOWN	53,295	30,680	0	0	1,002	84,977	67,759
TOTAL-CITY AND TOWN:	73,414	35,230	0	0	1,002	109,646	78,594
COUNTY TOTAL:	73,414	47,777	0	0	1,002	122,193	169,890
<b>NEWTON</b>							
NEWTON CIRCUIT & SUPERIOR	30,685	14,157	7,188	0	0	52,030	56,065
COUNTY TOTAL:	30,685	14,157	7,188	0	0	52,030	56,065
<b>NOBLE</b>							
NOBLE CIRCUIT	12,529	500	0	0	0	13,029	10,340
NOBLE SUPERIOR	4,528	0	0	0	0	4,528	3,472
NOBLE COUNTY	42,364	16,348	0	0	0	58,712	111,131
TOTAL-COURTS OF RECORD:	59,421	16,848	0	0	0	76,269	124,943
CROMWELL TOWN	13,640	7,187	0	0	0	20,827	34,828
TOTAL-CITY AND TOWN:	13,640	7,187	0	0	0	20,827	34,828
COUNTY TOTAL:	73,061	24,035	0	0	0	97,096	159,771
<b>OHIO</b>							
OHIO CIRCUIT	2,023	0	0	0	0	2,023	1,087
OHIO SUPERIOR	3,753	2,377	997	0	0	7,127	8,812
COUNTY TOTAL:	5,776	2,377	997	0	0	9,150	9,899
<b>ORANGE</b>							
ORANGE CIRCUIT	5,549	228	0	0	0	5,777	6,951
ORANGE COUNTY	22,291	4,074	0	0	0	26,365	27,564
COUNTY TOTAL:	27,840	4,302	0	0	0	32,142	34,515
<b>OWEN</b>							
OWEN CIRCUIT	28,769	17,229	9,084	0	0	55,082	54,552
COUNTY TOTAL:	28,769	17,229	9,084	0	0	55,082	54,552
<b>PARKE</b>							
PARKE CIRCUIT - NOT REPORTING	0	0	0	0	0	0	0
COUNTY TOTAL:	0	0	0	0	0	0	0
<b>PERRY</b>							
PERRY CIRCUIT	28,434	6,409	8,290	0	0	43,133	58,361
TOTAL-COURTS OF RECORD:	28,434	6,409	8,290	0	0	43,133	58,361
CANNELTON CITY	55	2	0	0	0	57	352
TELL CITY - CITY	7,294	468	0	0	70	7,832	11,719
TOTAL-CITY AND TOWN:	7,349	470	0	0	70	7,889	12,071
COUNTY TOTAL:	35,783	6,879	8,290	0	70	51,022	70,432
<b>PIKE</b>							
PIKE CIRCUIT	17,182	1,303	4,475	0	0	22,960	37,765
COUNTY TOTAL:	17,182	1,303	4,475	0	0	22,960	37,765
<b>PORTER</b>							
PORTER ALL COURTS	231,409	33,188	95,140	7,944	0	367,681	422,382
TOTAL-COURTS OF RECORD:	231,409	33,188	95,140	7,944	0	367,681	422,382
CHESTERTON TOWN	11,848	6,970	0	0	0	18,818	24,036
TOTAL-CITY AND TOWN:	11,848	6,970	0	0	0	18,818	24,036
COUNTY TOTAL:	243,257	40,158	95,140	7,944	0	386,499	446,418
<b>POSEY</b>							
POSEY CIRCUIT	32,939	1,144	0	0	0	34,083	7,257
POSEY COUNTY	24,183	1,137	9,499	0	0	34,819	54,729

REVENUE FOR COUNTY FUNDS  
7-1-87 TO 12-31-87

COURT COSTS	SUPPORT FEES	BOND FEE	LATE SURRENDER FEE	USER FEES	DOCUMENT FEES	INTEREST INVESTMENT	OTHER	TOTAL COUNTY 2ND HALF	TOTAL COUNTY 1ST HALF
3,450	0	0	0	0	0	0	0	3,450	9,398
31,620	1,243	0	0	16,249	2,283	2,089	0	53,484	68,340
28,485	195	0	0	807	265	2,276	0	32,028	49,173
28,485	195	0	0	807	265	2,276	0	32,028	49,173
3,773	0	0	0	0	0	0	0	3,773	11,260
14,535	0	0	0	0	0	0	1,600	16,135	16,597
18,308	0	0	0	0	0	0	1,600	19,908	27,857
46,793	195	0	0	807	265	2,276	1,600	51,936	77,030
29,764	80	0	0	13,979	819	1,371	3,237	49,250	27,063
29,764	80	0	0	13,979	819	1,371	3,237	49,250	27,063
12,529	654	0	0	90	3,897	8,009	0	25,179	13,933
4,528	259	0	0	280	1,604	0	18	6,689	5,154
42,364	0	0	0	36,545	22	0	3,707	82,638	23,547
59,421	913	0	0	36,915	5,523	8,009	3,725	114,506	42,634
3,720	0	0	0	0	0	0	0	3,720	3,164
3,720	0	0	0	0	0	0	0	3,720	3,164
63,141	913	0	0	36,915	5,523	8,009	3,725	118,226	45,798
2,030	480	0	0	0	257	0	0	2,767	529
3,745	0	0	0	1,260	404	0	0	5,409	4,645
5,775	480	0	0	1,260	661	0	0	8,176	5,174
4,434	325	0	0	1,405	0	4,326	0	10,490	8,533
22,437	0	0	0	12,146	0	0	0	34,583	17,510
26,871	325	0	0	13,551	0	4,326	0	45,073	26,043
28,855	90	245	0	6,806	0	2,362	1,012	39,370	23,200
28,855	90	245	0	6,806	0	2,362	1,012	39,370	23,200
0	0	0	0	0	0	0	0	0	0
0	0	0	0	0	0	0	0	0	0
28,434	0	2,300	0	2,040	28	1,819	1,197	35,818	17,311
28,434	0	2,300	0	2,040	28	1,819	1,197	35,818	17,311
15	0	0	0	0	0	0	0	15	48
2,256	0	0	0	0	0	0	0	2,256	1,124
2,271	0	0	0	0	0	0	0	2,271	1,172
30,705	0	2,300	0	2,040	28	1,819	1,197	38,089	18,483
16,666	2,740	1,285	0	1,062	1,474	5,645	2,297	31,169	14,171
16,666	2,740	1,285	0	1,062	1,474	5,645	2,297	31,169	14,171
217,525	12,665	0	0	16,223	8,612	15,276	3,905	274,206	180,644
217,525	12,665	0	0	16,223	8,612	15,276	3,905	274,206	180,644
3,760	0	0	0	0	0	0	0	3,760	2,374
3,760	0	0	0	0	0	0	0	3,760	2,374
221,285	12,665	0	0	16,223	8,612	15,276	3,905	277,966	183,018
32,939	475	2,186	0	4,880	305	0	343	41,128	9,394
24,183	0	1,961	0	4,856	0	0	1	31,001	18,651



REVENUE FOR STATE FUNDS  
7-1-87 TC 12-31-87

PAGE 327

	COURT COSTS	FINES FORFEITURE	INFRACTION JUDGMENTS	VEHICLE LICENSE	OTHER	TOTAL STATE 2ND HALF	TOTAL STATE 1ST HALF
POSEY							
COUNTY TOTAL:	57,122	2,281	9,499	0	0	68,902	61,986
PULASKI							
PULASKI CIRCUIT & COUNTY	19,383	3,881	3,321	0	554	27,139	28,256
COUNTY TOTAL:	19,383	3,881	3,321	0	554	27,139	28,256
PUTNAM							
PUTNAM CIRCUIT	11,378	0	0	0	0	11,378	9,407
PUTNAM COUNTY	37,346	1,620	23,057	0	0	62,023	68,746
COUNTY TOTAL:	48,724	1,620	23,057	0	0	73,401	78,153
RANDOLPH							
RANDOLPH CIRCUIT	8,190	0	0	0	0	8,190	6,764
RANDOLPH COUNTY	10,384	10,684	0	0	0	21,068	12,897
TOTAL-COURTS OF RECORD:	18,574	10,684	0	0	0	29,258	19,661
WINCHESTER CITY	28,155	24,440	0	0	668	53,263	53,116
UNION CITY - CITY	4,291	2,244	0	0	0	6,535	4,184
TOTAL-CITY AND TOWN:	32,446	26,684	0	0	668	59,798	57,300
COUNTY TOTAL:	51,020	37,368	0	0	668	89,056	76,961
RIPLEY							
RIPLEY CIRCUIT	10,610	3,329	0	0	0	13,939	12,916
TOTAL-COURTS OF RECORD:	10,610	3,329	0	0	0	13,939	12,916
BATESVILLE CITY	28,059	11,433	0	1,048	0	40,540	75,242
VERSAILLES TOWN	17,597	13,009	0	0	0	30,606	32,454
TOTAL-CITY AND TOWN:	45,656	24,442	0	1,048	0	71,146	107,696
COUNTY TOTAL:	56,266	27,771	0	1,048	0	85,085	120,612
RUSH							
RUSH CIRCUIT	8,113	1,452	0	0	800	10,365	6,187
RUSH COUNTY	22,503	9,895	15,107	0	0	47,505	43,575
COUNTY TOTAL:	30,616	11,347	15,107	0	800	57,870	49,762
ST. JOSEPH							
ST. JOSEPH ALL COURTS	409,631	149,949	0	0	0	559,580	616,851
	0	0	0	0	0	0	0
TOTAL-COURTS OF RECORD:	409,631	149,949	0	0	0	559,580	616,851
WALKERTON TOWN	0	0	0	0	0	0	7,005
TOTAL-CITY AND TOWN:	0	0	0	0	0	0	7,005
COUNTY TOTAL:	409,631	149,949	0	0	0	559,580	623,856
SCOTT							
SCOTT CIRCUIT & COUNTY	38,917	32,422	6,533	0	0	77,872	86,935
COUNTY TOTAL:	38,917	32,422	6,533	0	0	77,872	86,935
SHELBY							
SHELBY ALL COURTS	73,696	16,198	0	17	0	89,911	111,428
COUNTY TOTAL:	73,696	16,198	0	17	0	89,911	111,428
SPENCER							
SPENCER CIRCUIT	40,635	2,019	14,212	0	0	56,866	81,128
TOTAL-COURTS OF RECORD:	40,635	2,019	14,212	0	0	56,866	81,128
ROCKPORT CITY - NOT REPORTING	0	0	0	0	0	0	0
TOTAL-CITY AND TOWN:	0	0	0	0	0	0	0
COUNTY TOTAL:	40,635	2,019	14,212	0	0	56,866	81,128
STARKE							
STARKE CIRCUIT	15,421	1,121	0	0	0	16,542	18,426
TOTAL-COURTS OF RECORD:	15,421	1,121	0	0	0	16,542	18,426
* KNOX CITY	0	0	0	0	0	0	82,446
TOTAL-CITY AND TOWN:	0	0	0	0	0	0	82,446
COUNTY TOTAL:	15,421	1,121	0	0	0	16,542	100,872
STEBEN							
STEBEN CIRCUIT	7,222	1,065	0	0	0	8,287	4,894

\* Revenues for 7/1/87 to 12/31/87 are shown on pages 303 and 311.

REVENUE FOR COUNTY FUNDS  
7-1-87 TO 12-31-87

PAGE 328

COURT CCSTS	SUPPORT FEES	BOND FEE	LATE SURRENDER FEE	USER FEES	DOCUMENT FEES	INTEREST INVESTMENT	OTHER	TOTAL COUNTY 2ND HALF	TOTAL COUNTY 1ST HALF
57,122	475	4,147	0	9,736	305	0	344	72,129	28,045
18,220	2,073	150	0	13,533	1,095	2,176	0	37,247	33,025
18,220	2,073	150	0	13,533	1,095	2,176	0	37,247	33,025
11,353	2,015	10	12	0	3,483	0	0	16,873	15,468
37,113	0	0	0	11,461	141	0	0	48,715	30,794
48,466	2,015	10	12	11,461	3,624	0	0	65,588	46,262
8,190	4,643	0	0	1,110	1,613	574	122	16,252	19,449
10,384	0	0	0	0	5	0	0	10,389	8,257
18,574	4,643	0	0	1,110	1,618	574	122	26,641	27,706
7,704	0	0	0	0	0	0	0	7,704	4,516
1,109	0	0	0	0	0	0	0	1,109	352
8,813	0	0	0	0	0	0	0	8,813	4,868
27,387	4,643	0	0	1,110	1,618	574	122	35,454	32,574
11,445	649	0	0	1,956	0	922	1,438	16,410	26,412
11,445	649	0	0	1,956	0	922	1,438	16,410	26,412
6,799	0	0	0	0	0	0	0	6,799	5,260
6,658	0	0	0	0	0	0	115	6,773	2,664
13,457	0	0	0	0	0	0	115	13,572	7,924
24,902	649	0	0	1,956	0	922	1,553	29,982	34,336
8,113	810	0	0	36	1,598	3,135	2,783	16,475	6,819
22,503	0	0	0	2,813	13	0	0	25,329	12,597
30,616	810	0	0	2,849	1,611	3,135	2,783	41,804	19,416
402,672	25,432	51,652	0	176,502	13,622	15,704	4,338	689,922	600,692
0	0	0	0	0	0	0	0	0	0
402,672	25,432	51,652	0	176,502	13,622	15,704	4,338	689,922	600,692
0	0	0	0	0	0	0	0	0	5,185
0	0	0	0	0	0	0	0	0	5,185
402,672	25,432	51,652	0	176,502	13,622	15,704	4,338	689,922	605,877
42,871	460	6,441	0	3,124	1,864	1,492	848	57,100	36,136
42,871	460	6,441	0	3,124	1,864	1,492	848	57,100	36,136
71,486	560	7,171	0	34,456	3,752	1,868	1,886	121,179	96,429
71,486	560	7,171	0	34,456	3,752	1,868	1,886	121,179	96,429
41,206	165	420	0	3,351	0	285	0	45,427	22,215
41,206	165	420	0	3,351	0	285	0	45,427	22,215
0	0	0	0	0	0	0	0	0	0
0	0	0	0	0	0	0	0	0	0
41,206	165	420	0	3,351	0	285	0	45,427	22,215
17,535	1,015	150	0	72	904	1,657	1,417	22,750	18,064
17,535	1,015	150	0	72	904	1,657	1,417	22,750	18,064
0	0	0	0	0	0	0	0	0	10,467
0	0	0	0	0	0	0	0	0	10,467
17,535	1,015	150	0	72	904	1,657	1,417	22,750	28,531
6,788	1,683	140	0	0	896	0	50	9,557	10,485

REVENUE FOR STATE FUNDS  
7-1-87 TO 12-31-87

PAGE 329

	COURT COSTS	FINES FORFEITURE	INFRACTION JUDGMENTS	VEHICLE LICENSE	OTHER	TOTAL STATE 2ND HALF	TOTAL STATE 1ST HALF
<b>STEUBEN</b>							
STEUBEN SUPERIOR	28,966	19,380	9,989	0	500	58,835	65,494
TOTAL-COURTS OF RECORD:	36,188	20,445	9,989	0	500	67,122	70,388
FREMONT TOWN	37,384	27,447	0	0	0	64,831	90,228
TOTAL-CITY AND TOWN:	37,384	27,447	0	0	0	64,831	90,228
COUNTY TOTAL:	73,572	47,892	9,989	0	500	131,953	160,616
<b>SULLIVAN</b>							
SULLIVAN CIRCUIT & COUNTY	35,414	19,147	15,360	0	0	69,921	63,228
COUNTY TOTAL:	35,414	19,147	15,360	0	0	69,921	63,228
<b>SWITZERLAND</b>							
SWITZERLAND CIRCUIT & SUPERIOR	8,847	6,767	1,801	0	0	17,415	16,119
COUNTY TOTAL:	8,847	6,767	1,801	0	0	17,415	16,119
<b>TIPPECANOE</b>							
TIPPECANOE CIRCUIT	10,328	0	0	0	0	10,328	10,277
TIPPECANOE SUPERIOR 1	6,765	0	0	0	0	6,765	6,946
TIPPECANOE SUPERIOR 2	4,886	0	0	0	0	4,886	5,446
TIPPECANOE SUPERIOR 3	670	0	0	0	0	670	1,766
TIPPECANOE COUNTY I	39,780	0	0	0	5	39,785	35,289
TIPPECANOE COUNTY II	94,350	12,594	36,274	0	0	143,218	118,311
TOTAL-COURTS OF RECORD:	156,779	12,594	36,274	0	5	205,652	178,035
WEST LAFAYETTE CITY	32,917	16,200	0	0	0	49,117	46,346
TOTAL-CITY AND TOWN:	32,917	16,200	0	0	0	49,117	46,346
COUNTY TOTAL:	189,696	28,794	36,274	0	5	254,769	224,381
<b>TIPTON</b>							
TIPTON CIRCUIT	10,535	2,254	0	0	840	13,629	9,566
TOTAL-COURTS OF RECORD:	10,535	2,254	0	0	840	13,629	9,566
TIPTON CITY	18,595	15,130	0	0	30	33,755	37,916
SHARPSVILLE TOWN	17,810	13,375	0	0	0	31,185	40,239
TOTAL-CITY AND TOWN:	36,405	28,505	0	0	30	64,940	78,155
COUNTY TOTAL:	46,940	30,759	0	0	870	78,569	87,721
<b>UNION</b>							
UNION CIRCUIT	18,604	7,875	6,071	926	0	33,476	57,908
COUNTY TOTAL:	18,604	7,875	6,071	926	0	33,476	57,908
<b>VANDERBURGH</b>							
VANDERBURGH ALL COURTS	263,230	71,992	34,860	0	0	370,082	456,278
COUNTY TOTAL:	263,230	71,992	34,860	0	0	370,082	456,278
<b>VERMILLION</b>							
VERMILLION CIRCUIT	10,608	4,145	1,405	0	0	16,158	24,804
TOTAL-COURTS OF RECORD:	10,608	4,145	1,405	0	0	16,158	24,804
CLINTON CITY	28,187	0	7,872	0	0	36,059	31,011
TOTAL-CITY AND TOWN:	28,187	0	7,872	0	0	36,059	31,011
COUNTY TOTAL:	38,795	4,145	9,277	0	0	52,217	55,815
<b>VIGO</b>							
VIGO ALL COURTS	80,284	33,730	284	0	0	114,298	80,146
TOTAL-COURTS OF RECORD:	80,284	33,730	284	0	0	114,298	80,146
TERRE HAUTE CITY	101,069	35,708	0	0	0	136,777	121,483
TOTAL-CITY AND TOWN:	101,069	35,708	0	0	0	136,777	121,483
COUNTY TOTAL:	181,353	69,438	284	0	0	251,075	201,629
<b>WABASH</b>							
WABASH CIRCUIT & COUNTY	49,126	19,574	21,984	100	0	90,784	99,581
TOTAL-COURTS OF RECORD:	49,126	19,574	21,984	100	0	90,784	99,581
* WABASH CITY	0	0	0	0	0	0	0
NORTH MANCHESTER TOWN	1,093	610	0	0	33	1,736	3,045
TOTAL-CITY AND TOWN:	1,093	610	0	0	33	1,736	3,045
COUNTY TOTAL:	50,219	20,184	21,984	100	33	92,520	102,626

\*Revenues for 7/1/87 to 12/31/87 are shown on pages 303 and 311.

REVENUE FOR COUNTY FUNDS  
7-1-87 TO 12-31-87

PAGE 330

COURT COSTS	SUPPORT FEES	BOND FEE	LATE SURRENDER FEE	USER FEES	DOCUMENT FEES	INTEREST INVESTMENT	OTHER	TOTAL COUNTY 2ND HALF	TOTAL COUNTY 1ST HALF
27,228	60	1,213	1,040	146	29	0	75	29,791	15,815
34,016	1,743	1,353	1,040	146	925	0	125	39,348	26,300
10,129	0	0	0	0	0	0	0	10,129	8,475
10,129	0	0	0	0	0	0	0	10,129	8,475
44,145	1,743	1,353	1,040	146	925	0	125	49,477	34,775
33,287	480	3,005	0	2,625	0	3,692	0	43,089	25,109
33,287	480	3,005	0	2,625	0	3,692	0	43,089	25,109
8,316	175	555	0	507	103	642	653	10,951	7,084
8,316	175	555	0	507	103	642	653	10,951	7,084
10,328	120	0	0	45	1,543	0	222	12,258	75,876
6,766	702	0	0	15	598	0	504	8,585	18,530
4,886	730	0	0	0	319	0	60	5,995	14,407
670	135	0	0	0	40	0	170	1,015	796
39,771	0	265	0	0	21	0	0	40,057	47,107
94,350	0	0	0	10,059	36	0	0	104,445	72,724
156,771	1,687	265	0	10,119	2,557	0	956	172,355	229,440
8,977	0	0	0	0	0	0	0	8,977	10,192
8,977	0	0	0	0	0	0	0	8,977	10,192
165,748	1,687	265	0	10,119	2,557	0	956	181,332	239,632
10,116	313	695	0	0	966	1,587	1,056	14,733	20,139
10,116	313	695	0	0	966	1,587	1,056	14,733	20,139
5,071	0	0	0	0	0	0	0	5,071	3,080
4,834	0	0	0	0	0	0	0	4,834	3,300
9,905	0	0	0	0	0	0	0	9,905	6,380
20,021	313	695	0	0	966	1,587	1,056	24,638	26,519
18,258	565	0	0	2,156	129	0	264	21,372	17,119
18,258	565	0	0	2,156	129	0	264	21,372	17,119
300,769	2,780	36,848	0	139,352	7,643	13,660	1,327	502,379	311,147
300,769	2,780	36,848	0	139,352	7,643	13,660	1,327	502,379	311,147
9,965	70	0	0	13,363	148	0	504	24,050	31,864
9,965	70	0	0	13,363	148	0	504	24,050	31,864
7,691	0	0	0	0	0	0	0	7,691	9,189
7,691	0	0	0	0	0	0	0	7,691	9,189
17,656	70	0	0	13,363	148	0	504	31,741	41,053
80,284	4,595	7,935	0	65,473	5,024	3,255	0	166,566	148,021
80,284	4,595	7,935	0	65,473	5,024	3,255	0	166,566	148,021
29,328	0	0	0	0	0	0	0	29,328	32,249
29,328	0	0	0	0	0	0	0	29,328	32,249
109,612	4,595	7,935	0	65,473	5,024	3,255	0	195,894	180,270
49,127	1,969	0	8,400	3,861	4,486	5,032	0	72,875	40,583
49,127	1,969	0	8,400	3,861	4,486	5,032	0	72,875	40,583
0	0	0	0	0	0	0	0	0	1,796
297	0	0	0	0	0	0	0	297	316
297	0	0	0	0	0	0	0	297	2,112
49,424	1,969	0	8,400	3,861	4,486	5,032	0	73,172	42,695

## REVENUE FOR STATE FUNDS

PAGE 331

7-1-87 TO 12-31-87

	COURT COSTS	FINES FORFEITURE	INFRACTION JUDGMENTS	VEHICLE LICENSE	OTHER	TOTAL STATE 2ND HALF	TOTAL STATE 1ST HALF
<b>WARREN</b>							
WARREN CIRCUIT	22,087	3,376	7,722	0	0	33,185	31,772
COUNTY TOTAL:	22,087	3,376	7,722	0	0	33,185	31,772
<b>WARRICK</b>							
WARRICK CIRCUIT	10,240	1,347	0	0	0	11,587	8,681
WARRICK SUPERIOR	67,346	11,394	12,358	1,082	0	92,180	144,373
COUNTY TOTAL:	77,586	12,741	12,358	1,082	0	103,767	153,054
<b>WASHINGTON</b>							
WASHINGTON CIR & SUP	0	14,077	0	0	0	14,077	26,245
TOTAL-COURTS OF RECORD:	0	14,077	0	0	0	14,077	26,245
SALEM CITY - NOT REPORTING	0	0	0	0	0	0	0
TOTAL-CITY AND TOWN:	0	0	0	0	0	0	0
COUNTY TOTAL:	0	14,077	0	0	0	14,077	26,245
<b>WAYNE</b>							
WAYNE CIR. SUP 1 & 2	32,139	6,776	0	0	0	38,915	27,988
WAYNE SUPERIOR 3	154,674	79,086	60,205	32,437	0	326,402	382,370
TOTAL-COURTS OF RECORD:	186,813	85,862	60,205	32,437	0	365,317	410,358
HAGERSTOWN TOWN	2,918	1,623	0	0	0	4,541	13,980
TOTAL-CITY AND TOWN:	2,918	1,623	0	0	0	4,541	13,980
COUNTY TOTAL:	189,731	87,485	60,205	32,437	0	369,858	424,338
<b>WELLS</b>							
WELLS CIRCUIT	9,034	191	0	0	0	9,225	7,512
WELLS SUPERIOR	14,216	15,283	1,673	0	0	31,172	30,234
TOTAL-COURTS OF RECORD:	23,250	15,474	1,673	0	0	40,397	37,746
BLUFFTON CITY	18,499	17,446	0	0	981	36,926	32,042
TOTAL-CITY AND TOWN:	18,499	17,446	0	0	981	36,926	32,042
COUNTY TOTAL:	41,749	32,920	1,673	0	981	77,323	69,788
<b>WHITE</b>							
WHITE CIRCUIT	10,063	1,001	0	0	0	11,064	8,072
WHITE SUPERIOR	31,237	10,403	5,979	0	0	47,619	43,833
TOTAL-COURTS OF RECORD:	41,300	11,404	5,979	0	0	58,683	51,905
MONON TOWN - NOT REPORTING	0	0	0	0	0	0	0
TOTAL-CITY AND TOWN:	0	0	0	0	0	0	0
COUNTY TOTAL:	41,300	11,404	5,979	0	0	58,683	51,905
<b>WHITLEY</b>							
WHITLEY CIRCUIT	9,121	500	0	0	0	9,621	13,204
WHITLEY SUPERIOR	45,763	34,137	29,183	0	0	109,083	128,333
COUNTY TOTAL:	54,884	34,637	29,183	0	0	118,704	141,537

REVENUE FOR COUNTY FUNDS  
7-1-87 TO 12-31-87

COURT COSTS	SUPPORT FEES	BOND FEE	LATE	USER FEES	DOCUMENT FEES	INTEREST INVESTMENT	OTHER	TOTAL	TOTAL
			SURRENDER FEE					COUNTY	COUNTY
								2ND HALF	1ST HALF
22,062	375	435	0	3,005	132	1,205	0	27,214	17,309
22,062	375	435	0	3,005	132	1,205	0	27,214	17,309
10,240	470	0	0	248	249	3,200	762	15,169	8,247
67,346	70	0	0	37,535	98	0	789	105,838	74,677
77,586	540	0	0	37,783	347	3,200	1,551	121,007	82,924
13,608	110	0	0	2,067	180	2,152	1,897	20,014	18,759
13,608	110	0	0	2,067	180	2,152	1,897	20,014	18,759
0	0	0	0	0	0	0	0	0	0
0	0	0	0	0	0	0	0	0	0
13,608	110	0	0	2,067	180	2,152	1,897	20,014	18,759
30,211	1,070	1,660	0	141	6,458	3,178	2,933	45,651	46,530
145,393	0	3,200	0	22,193	365	0	152	171,303	94,967
175,604	1,070	4,860	0	22,334	6,823	3,178	3,085	216,954	141,497
937	0	0	0	0	0	0	0	937	3,412
937	0	0	0	0	0	0	0	937	3,412
176,541	1,070	4,860	0	22,334	6,823	3,178	3,085	217,891	144,909
9,034	1,245	0	0	0	1,556	0	0	11,835	11,383
14,216	90	1,608	0	618	109	0	0	16,641	13,850
23,250	1,335	1,608	0	618	1,665	0	0	28,476	25,233
5,792	0	0	0	0	0	0	100	5,892	2,978
5,792	0	0	0	0	0	0	100	5,892	2,978
29,042	1,335	1,608	0	618	1,665	0	100	34,368	28,211
9,501	2,853	0	0	0	523	1,375	1,751	16,003	15,145
29,339	0	0	0	16,150	5	0	225	45,719	28,283
38,840	2,853	0	0	16,150	528	1,375	1,976	61,722	43,428
0	0	0	0	0	0	0	0	0	0
0	0	0	0	0	0	0	0	0	0
38,840	2,853	0	0	16,150	528	1,375	1,976	61,722	43,428
9,121	970	0	0	855	2,097	0	0	13,043	12,083
45,763	45	113	0	7,535	91	0	12,627	66,174	33,355
54,884	1,015	113	0	8,390	2,188	0	12,627	79,217	45,438

REVENUE FOR STATE FUNDS

7-1-87 TO 12-31-87

	COURT COSTS	FINES FORFEITURE	INFRACTION JUDGMENTS	VEHICLE LICENSE	OTHER	TOTAL STATE 2ND HALF	TOTAL STATE 1ST HALF
GRAND TOTAL-COURTS OF RECORD:	7,245,800	1,818,652	1,476,464	62,416	11,562	10,614,894	12,466,130
GRAND TOTAL-CITY AND TOWN:	1,558,253	768,468	131,010	1,048	39,967	2,498,746	2,775,467
GRAND TOTAL:	8,804,053	2,587,120	1,607,474	63,464	51,529	13,113,640	15,241,597

REVENUE FOR COUNTY FUNDS  
7-1-87 TO 12-31-87

COURT COSTS	SUPPORT FEES	BOND FEE	LATE	USER FEES	DOCUMENT FEES	INTEREST INVESTMENT	OTHER	TOTAL	TOTAL
			SURRENDER FEE					COUNTY	COUNTY
								2ND HALF	1ST HALF
7,156,190	316,370	253,449	135,842	2,160,662	370,767	506,406	390,874	11,290,560	9,761,087
441,270	0	5	0	7,623	327	0	7,859	457,084	421,732
7,597,460	316,370	253,454	135,842	2,168,285	371,094	506,406	398,733	11,747,644	10,182,819



REVENUE FOR LOCAL FUNDS / TOTALS  
7-1-87 TO 12-31-87

	COURT COSTS	INTRACTION JUDGMENTS	BOND FEE	LATE SURRENDER FEE	USER FEES	DOCUMENT FEES	INTEREST INVESTMENT
<b>ADAMS</b>							
ADAMS CIRCUIT	0	0	0	0	0	0	0
ADAMS SUPERIOR	0	57	0	0	0	0	0
COUNTY TOTAL:	0	57	0	0	0	0	0
<b>ALLEN</b>							
ALLEN CIRCUIT & SUPERIOR	0	0	0	0	0	0	0
COUNTY TOTAL:	0	0	0	0	0	0	0
<b>BARTHOLOMEW</b>							
BARTHOLOMEW CIRCUIT	266	0	0	0	69	0	0
BARTHOLOMEW SUPERIOR 1	291	0	0	0	63	0	0
BARTHOLOMEW SUPERIOR 2	2,649	0	0	69,304	0	9,158	0
COUNTY TOTAL:	3,206	0	0	69,304	132	9,158	0
<b>BENTON</b>							
BENTON CIRCUIT	0	0	0	0	0	0	0
COUNTY TOTAL:	0	0	0	0	0	0	0
<b>BLACKFORD</b>							
BLACKFORD CIRCUIT	0	0	0	0	0	0	0
BLACKFORD COUNTY	0	115	0	0	0	0	0
TOTAL-COURTS OF RECORD:	0	115	0	0	0	0	0
HARTFORD CITY	510	45	0	0	0	0	0
MONTPELIER CITY	5,890	0	0	0	1,099	0	0
TOTAL-CITY AND TOWN:	6,400	45	0	0	1,099	0	0
COUNTY TOTAL:	6,400	160	0	0	1,099	0	0
<b>BOONE</b>							
BOONE CIRCUIT	0	0	0	0	0	0	0
BOONE SUPERIOR 1	0	0	0	0	0	0	0
BOONE SUPERIOR 2	0	0	0	0	0	0	0
TOTAL-COURTS OF RECORD:	0	0	0	0	0	0	0
LEBANON CITY	3,222	111	0	0	0	0	0
THORNTOWN TOWN	8,642	0	0	0	1,242	0	0
ZIONSVILLE TOWN	6,285	2,209	0	0	1,266	0	0
JAMESTOWN TOWN	515	0	0	0	0	0	0
TOTAL-CITY AND TOWN:	18,664	2,420	0	0	2,508	0	0
COUNTY TOTAL:	18,664	2,420	0	0	2,508	0	0
<b>BROWN</b>							
BROWN CIRCUIT	0	0	0	0	0	0	0
COUNTY TOTAL:	0	0	0	0	0	0	0
<b>CARROLL</b>							
CARROLL CIRCUIT	1,874	0	0	0	0	0	0
TOTAL-COURTS OF RECORD:	1,874	0	0	0	0	0	0
DELPHI CITY	1,658	0	0	0	595	0	0
BURLINGTON TOWN	2,860	0	0	0	0	0	0
TOTAL-CITY AND TOWN:	4,518	0	0	0	595	0	0
COUNTY TOTAL:	6,392	0	0	0	595	0	0
<b>CASS</b>							
CASS CIRCUIT	78	0	0	0	0	0	0
CASS SUPERIOR	2,508	0	0	0	0	0	0
COUNTY TOTAL:	2,856	0	0	0	0	0	0
<b>CLARK</b>							
CLARK CIRCUIT	890	0	0	0	0	0	0
CLARK SUPERIOR 1	374	0	0	0	0	0	0
CLARK SUPERIOR 2	556	0	0	0	0	0	0
CLARK COUNTY 1	5,285	0	0	0	0	0	0
TOTAL-COURTS OF RECORD:	7,105	0	0	0	0	0	0
CHARLESTOWN CITY	2,185	2,129	0	0	0	0	0

REVENUE FOR LOCAL FUNDS / TOTALS

7-1-87 TO 12-31-87

OTHER	TOTAL LOCAL 2ND HALF	TOTAL LOCAL 1ST HALF	GRAND TOTAL 2ND HALF	GRAND TOTAL 1ST HALF	GRAND TOTAL YEAR
0	0	0	0	17,589	17,589
0	57	60	96,466	92,535	189,001
0	57	60	96,466	110,124	206,590
0	0	41,564	0	1,456,853	1,456,853
0	0	41,564	0	1,456,853	1,456,853
0	335	4,212	40,622	25,729	66,351
0	354	810	20,217	22,305	42,522
0	81,111	9,000	285,547	254,421	539,968
0	81,800	14,022	346,386	302,455	648,841
0	0	0	51,913	35,284	87,197
0	0	0	51,913	35,284	87,197
0	0	0	15,796	30,117	45,913
0	115	0	26,965	13,801	40,766
0	115	0	42,761	43,918	86,679
0	555	182	2,549	8,296	10,845
0	6,989	5,913	29,567	28,666	58,233
0	7,544	6,095	32,116	36,962	69,078
0	7,659	6,095	74,877	80,880	155,757
0	0	0	13,226	9,825	23,051
0	0	0	24,595	13,726	38,321
0	0	0	59,815	47,841	107,656
0	0	0	97,636	71,392	169,028
895	4,328	4,249	16,692	18,775	35,467
0	9,884	9,900	40,230	59,066	99,296
0	9,760	6,952	30,351	15,230	45,581
0	515	280	3,036	1,620	4,656
895	24,487	21,381	90,309	94,691	185,000
895	24,487	21,381	187,945	166,083	354,028
0	0	0	75,346	56,536	131,882
0	0	0	75,346	56,536	131,882
0	1,874	0	97,060	80,298	177,358
0	1,874	0	97,060	80,298	177,358
357	2,610	1,168	8,498	5,780	14,278
0	2,860	1,514	8,630	5,708	14,338
357	5,470	2,682	17,128	11,488	28,616
357	7,344	2,682	114,188	91,786	205,974
0	348	0	18,889	45,915	64,804
0	2,508	0	126,163	107,789	233,952
0	2,856	0	145,052	153,704	298,756
0	890	0	30,859	18,140	48,999
0	374	0	18,251	25,883	44,134
0	556	0	21,693	25,932	47,625
0	5,285	0	233,313	235,628	468,941
0	7,105	0	304,116	305,583	609,699
50	4,364	4,979	10,171	10,774	20,945

REVENUE FOR LOCAL FUNDS / TOTALS

7-1-87 TO 12-31-87

	COURT COSTS	INFRACTION JUDGMENTS	BOND FEE	LATE SURRENDER FEE	USER FEES	DOCUMENT FEES	INTEREST INVESTMENT
<b>CLARK</b>							
JEFFERSONVILLE CITY	14,257	0	0	0	29,204	0	0
CLARKSVILLE TOWN	11,881	55	0	0	0	3	0
TOTAL-CITY AND TOWN:	28,323	2,184	0	0	29,204	3	0
COUNTY TOTAL:	35,428	2,184	0	0	29,204	3	0
<b>CLAY</b>							
CLAY CIRCUIT	0	0	0	0	0	0	0
CLAY SUPERIOR	0	0	0	0	0	0	0
COUNTY TOTAL:	0	0	0	0	0	0	0
<b>CLINTON</b>							
CLINTON CIRCUIT	0	0	0	0	0	0	0
CLINTON COUNTY	2,686	0	0	0	0	0	0
TOTAL-COURTS OF RECORD:	2,686	0	0	0	0	0	0
FRANKFORT CITY	1,507	1	0	0	0	0	0
TOTAL-CITY AND TOWN:	1,507	1	0	0	0	0	0
COUNTY TOTAL:	4,193	1	0	0	0	0	0
<b>CRAWFORD</b>							
CRAWFORD CIRCUIT	556	0	0	0	0	0	0
COUNTY TOTAL:	556	0	0	0	0	0	0
<b>DAVIESS</b>							
DAVIESS CIRCUIT	468	0	0	0	0	0	0
DAVIESS COUNTY	1,861	0	0	0	0	0	0
COUNTY TOTAL:	2,329	0	0	0	0	0	0
<b>DEARBORN</b>							
DEARBORN CIRCUIT & COUNTY	715	2,152	0	0	0	0	0
TOTAL-COURTS OF RECORD:	715	2,152	0	0	0	0	0
AURORA CITY	15,069	0	0	0	2,829	0	0
LAWRENCEBURG CITY	18,400	10	0	0	0	0	0
TOTAL-CITY AND TOWN:	33,469	10	0	0	2,829	0	0
COUNTY TOTAL:	34,184	2,162	0	0	2,829	0	0
<b>DECATUR</b>							
DECATUR CIRCUIT	0	0	0	0	0	0	0
DECATUR COUNTY	0	378	0	0	0	0	0
COUNTY TOTAL:	0	378	0	0	0	0	0
<b>DEKALB</b>							
DEKALB CIRCUIT	425	0	0	0	0	0	0
DEKALB SUPERIOR	2,194	0	0	0	0	0	0
TOTAL-COURTS OF RECORD:	2,629	0	0	0	0	0	0
BUTLER CITY	270	25	0	0	0	0	0
TOTAL-CITY AND TOWN:	270	25	0	0	0	0	0
COUNTY TOTAL:	2,899	25	0	0	0	0	0
<b>DELAWARE</b>							
DELAWARE ALL COURTS	2,613	876	0	3,330	0	0	0
TOTAL-COURTS OF RECORD:	2,613	876	0	3,330	0	0	0
YORKTOWN TOWN	38,919	3,934	0	0	4,849	0	521
TOTAL-CITY AND TOWN:	38,919	3,934	0	0	4,849	0	521
COUNTY TOTAL:	41,532	4,810	0	3,330	4,849	0	521
<b>DUBOIS</b>							
DUBOIS CIRCUIT	0	0	0	0	0	0	0
DUBOIS SUPERIOR	32	0	0	0	0	0	0
COUNTY TOTAL:	32	0	0	0	0	0	0
<b>ELKHART</b>							
ELKHART CIRCUIT	11,481	0	0	0	0	0	0
ELKHART SUP 1, 2 & CO (ELK)	0	0	0	0	0	0	0

## REVENUE FOR LOCAL FUNDS / TOTALS

PAGE 338

OTHER	7-1-87 TO 12-31-87				GRAND TOTAL YEAR
	TOTAL LOCAL 2ND HALF	TOTAL LOCAL 1ST HALF	CRAND TOTAL 2ND HALF	GRAND TOTAL 1ST HALF	
0	43,461	37,930	67,383	65,378	132,761
14,705	26,644	18,471	64,818	41,088	105,906
14,755	74,469	61,380	142,372	117,240	259,612
14,755	81,574	61,380	446,488	422,823	869,311
0	0	0	25,832	29,845	55,677
0	0	0	58,539	45,947	104,486
0	0	0	84,371	75,792	160,163
0	0	0	40,949	28,391	69,340
0	2,686	0	89,397	82,223	171,620
0	2,686	0	130,346	110,614	240,960
250	1,758	1,388	5,369	2,449	7,818
250	1,758	1,388	5,369	2,449	7,818
250	4,444	1,388	135,715	113,063	248,778
0	556	0	52,304	41,415	93,719
0	556	0	52,304	41,415	93,719
0	468	0	22,611	13,442	36,053
0	1,861	5,538	78,219	79,187	157,406
0	2,329	5,538	100,830	92,629	193,459
0	2,867	0	81,750	70,674	152,424
0	2,867	0	81,750	70,674	152,424
0	17,898	16,018	87,477	100,799	188,276
0	18,410	22,231	110,919	152,385	263,304
0	36,308	38,249	198,396	253,184	451,580
0	39,175	38,249	280,146	323,858	604,004
0	0	1,835	0	28,337	28,337
0	378	0	71,126	79,007	150,133
0	378	1,835	71,126	107,344	178,470
0	435	0	22,191	24,355	46,546
0	2,194	200	99,676	99,358	199,034
0	2,629	200	121,867	123,713	245,580
54	349	237	1,250	1,104	2,354
54	349	237	1,250	1,104	2,354
54	2,978	437	123,117	124,817	247,934
0	6,819	3,814	268,854	266,447	535,301
0	6,819	3,814	268,854	266,447	535,301
0	48,223	46,493	180,095	219,206	399,301
0	48,223	46,493	180,095	219,206	399,301
0	55,042	50,307	448,949	485,653	934,602
0	0	0	21,850	25,302	47,152
0	32	66	110,194	119,580	229,774
0	32	66	132,044	144,882	276,926
0	11,481	0	69,785	40,211	109,996
0	0	0	189,734	200,420	390,154

REVENUE FOR LOCAL FUNDS / TOTALS

7-1-87 TO 12-31-87

	COURT COSTS	INFRACTION JUDGMENTS	BOND FEE	LATE SURRENDER FEE	USER FEES	DOCUMENT FEES	INTEREST INVESTMENT
<b>ELKHART</b>							
ELKHART SUPERIOR 3	0	0	0	0	0	0	0
ELKHART CO - GOSHEN	0	0	0	0	0	0	0
TOTAL-COURTS OF RECORD:	11,481	0	0	0	0	0	0
ELKHART CITY	66,023	390	0	0	21,587	0	0
GOSHEN CITY	31,981	308	0	0	9,327	0	1,237
MAPPANEE CITY	0	0	0	0	0	0	0
TOTAL-CITY AND TOWN:	98,004	598	0	0	30,914	0	1,237
COUNTY TOTAL:	109,485	598	0	0	30,914	0	1,237
<b>FAYETTE</b>							
FAYETTE CIRCUIT & SUPERIOR	1,073	0	0	0	0	0	0
COUNTY TOTAL:	1,073	0	0	0	0	0	0
<b>FLOYD</b>							
FLOYD ALL COURTS	0	0	0	0	0	0	0
COUNTY TOTAL:	0	0	0	0	0	0	0
<b>FOUNTAIN</b>							
FOUNTAIN CIRCUIT	0	0	0	0	0	0	0
TOTAL-COURTS OF RECORD:	0	0	0	0	0	0	0
ATTICA CITY	12,522	0	2,555	0	3,116	0	0
TOTAL-CITY AND TOWN:	12,522	0	2,555	0	3,116	0	0
COUNTY TOTAL:	12,522	0	2,555	0	3,116	0	0
<b>FRANKLIN</b>							
FRANKLIN CIRCUIT	1,732	0	0	0	0	0	0
COUNTY TOTAL:	1,732	0	0	0	0	0	0
<b>FULTON</b>							
FULTON CIRCUIT	0	0	0	0	0	0	0
FULTON COUNTY	0	0	0	0	0	0	0
COUNTY TOTAL:	0	0	0	0	0	0	0
<b>GIBSON</b>							
GIBSON CIRCUIT	0	0	0	0	0	0	0
GIBSON SUPERIOR	0	0	0	0	0	0	0
COUNTY TOTAL:	0	0	0	0	0	0	0
<b>GRANT</b>							
GRANT CIRCUIT	0	0	0	0	0	0	0
GRANT SUPERIOR 1	0	0	0	0	0	0	0
GRANT SUPERIOR 2	0	0	0	0	0	0	0
GRANT COUNTY	0	0	0	0	0	0	0
TOTAL-COURTS OF RECORD:	0	0	0	0	0	0	0
GAS CITY-CITY	10,226	109	3,180	0	2,019	0	0
MARION CITY	10,515	0	0	0	1,721	9	309
TOTAL-CITY AND TOWN:	20,741	109	3,180	0	3,750	9	309
COUNTY TOTAL:	20,741	109	3,180	0	3,750	9	309
<b>GREENE</b>							
GREENE CIRCUIT	0	0	0	0	0	0	0
GREENE COUNTY	0	0	0	0	0	0	0
COUNTY TOTAL:	0	0	0	0	0	0	0
<b>HAMILTON</b>							
HAMILTON CIRCUIT	0	0	0	0	0	0	0
HAMILTON SUPERIOR 1	0	0	0	0	0	0	0
HAMILTON SUPERIOR 2	0	0	0	0	0	0	0
HAMILTON COUNTY	0	8,479	0	0	0	0	0
TOTAL-COURTS OF RECORD:	0	8,479	0	0	0	0	0
CARMEL CITY	16,609	6,509	0	0	3,078	36	0
NOBLESVILLE CITY	17,284	3,148	0	0	2,670	0	895

## REVENUE FOR LOCAL FUNDS / TOTALS

PAGE 34C

7-1-87 TO 12-31-87

OTHER	TOTAL LOCAL 2ND HALF	TOTAL LOCAL 1ST HALF	GRAND TOTAL 2ND HALF	GRAND TOTAL 1ST HALF	GRAND TOTAL YEAR
0	0	0	39,826	24,345	64,171
0	0	17,998	273,132	219,987	493,119
0	11,481	17,998	572,477	484,963	1,057,440
0	88,000	78,674	270,360	266,317	536,677
0	42,753	38,362	174,655	161,029	335,684
6,849	6,849	5,609	27,574	27,252	54,826
6,849	137,602	122,645	472,589	454,598	927,187
6,849	149,083	140,643	1,045,066	939,561	1,984,627
0	1,073	0	139,807	124,308	264,115
0	1,073	0	139,807	124,308	264,115
0	0	0	182,753	253,859	436,612
0	0	0	182,753	253,859	436,612
0	0	0	41,172	54,869	96,041
0	0	0	41,172	54,869	96,041
2,145	20,338	11,165	68,732	65,813	134,545
2,145	20,338	11,165	68,732	65,813	134,545
2,145	20,338	11,165	109,904	120,682	230,586
0	1,732	0	80,870	67,553	148,423
0	1,732	0	80,870	67,553	148,423
0	0	0	30,843	21,674	52,517
0	0	0	146,914	124,906	271,820
0	0	0	177,757	146,580	324,337
0	0	0	29,010	22,580	51,590
0	0	0	116,195	107,052	223,247
0	0	0	145,205	129,632	274,837
0	0	0	40,147	23,405	63,552
0	0	0	14,582	13,844	28,426
0	0	0	11,007	9,706	20,713
0	0	6,312	50,579	131,778	182,357
0	0	6,312	116,315	178,733	295,048
0	15,534	14,900	58,043	63,018	121,061
3,226	15,790	12,223	55,513	47,806	103,319
3,226	31,324	27,123	113,556	110,824	224,380
3,226	31,324	33,435	229,871	289,557	519,428
0	0	900	33,084	31,271	64,355
0	0	0	68,794	51,394	120,188
0	0	900	101,878	82,665	184,543
0	0	0	55,131	96,200	151,331
0	0	0	33,730	24,025	57,755
0	0	0	21,143	17,960	39,103
0	8,479	0	362,855	290,955	653,810
0	8,479	0	472,859	429,140	901,999
0	26,232	20,775	74,718	50,806	125,524
0	23,997	22,961	74,933	59,973	134,906

## REVENUE FOR LOCAL FUNDS / TOTALS

PAGE 341

7-1-87 TO 12-31-87

	COURT COSTS	INFRACTION JUDGMENTS	BOND FEE	LATE SURRENDER FEE	USER FEES	DOCUMENT FEES	INTEREST INVESTMENT
<b>HAMILTON</b>							
TOTAL-CITY AND TOWN:	33,893	9,657	0	0	5,748	36	895
COUNTY TOTAL:	33,893	18,136	0	0	5,748	36	895
<b>HANCOCK</b>							
HANCOCK ALL COURTS	4,453	0	0	0	0	0	0
COUNTY TOTAL:	4,453	0	0	0	0	0	0
<b>HARRISON</b>							
HARRISON CIRCUIT	487	0	0	0	0	0	0
HARRISON COUNTY	1,229	0	0	0	0	0	0
COUNTY TOTAL:	1,716	0	0	0	0	0	0
<b>HENDRICKS</b>							
HENDRICKS ALL COURTS	6,744	0	0	0	0	0	0
COUNTY TOTAL:	6,744	0	0	0	0	0	0
<b>HENRY</b>							
HENRY CIRCUIT	329	0	0	0	0	0	0
HENRY SUPERIOR	0	0	0	0	0	0	0
HENRY COUNTY	0	0	0	0	0	0	0
TOTAL-COURTS OF RECORD:	329	0	0	0	0	0	0
KNIGHTSTOWN TOWN	22,286	0	0	0	0	31	0
TOTAL-CITY AND TOWN:	22,286	0	0	0	0	31	0
COUNTY TOTAL:	22,615	0	0	0	0	31	0
<b>HOWARD</b>							
HOWARD CIRCUIT	0	0	0	0	0	0	0
HOWARD SUPERIOR 1	0	0	0	0	0	0	0
HOWARD SUPERIOR 2	0	0	0	0	0	0	0
HOWARD COUNTY	0	0	0	0	0	0	0
COUNTY TOTAL:	0	0	0	0	0	0	0
<b>HUNTINGTON</b>							
HUNTINGTON CIRCUIT & COUNTY	3,819	0	0	0	0	0	0
TOTAL-COURTS OF RECORD:	3,819	0	0	0	0	0	0
ROANOKE TOWN	13,440	0	0	0	2,688	0	0
TOTAL-CITY AND TOWN:	13,440	0	0	0	2,688	0	0
COUNTY TOTAL:	17,259	0	0	0	2,688	0	0
<b>JACKSON</b>							
JACKSON CIRCUIT	0	0	0	0	0	0	0
JACKSON COUNTY	0	0	0	0	0	0	0
COUNTY TOTAL:	0	0	0	0	0	0	0
<b>JASPER</b>							
JASPER CIRCUIT	559	0	0	0	440	3,481	0
JASPER SUPERIOR	0	0	0	0	0	0	0
TOTAL-COURTS OF RECORD:	559	0	0	0	440	3,481	0
DEMOTTE TOWN	1,870	0	0	0	366	0	0
WHEATFIELD TOWN	34	16	0	0	0	0	0
TOTAL-CITY AND TOWN:	1,904	16	0	0	366	0	0
COUNTY TOTAL:	2,463	16	0	0	806	3,481	0
<b>JAY</b>							
JAY CIRCUIT & COUNTY	1,159	0	0	0	0	0	0
TOTAL-COURTS OF RECORD:	1,159	0	0	0	0	0	0
DUNKIRK CITY	3,076	78	0	0	393	0	107
PORTLAND CITY	10,481	51	0	0	0	0	0
TOTAL-CITY AND TOWN:	12,557	239	0	0	393	0	107
COUNTY TOTAL:	13,716	239	0	0	393	0	107
<b>JEFFERSON</b>							
JEFFERSON CIRCUIT & COUNTY	0	0	0	0	0	0	0

REVENUE FOR LOCAL FUNDS / TOTALS

7-1-87 TO 12-31-87

OTHER	TOTAL LOCAL 2ND HALF	TOTAL LOCAL 1ST HALF	FUND TOTAL 2ND HALF	GRAND TOTAL 1ST HALF	GRAND TOTAL YEAR
0	50,229	43,736	149,651	110,779	260,430
0	58,708	43,736	622,510	539,919	1,162,429
0	4,453	0	269,959	367,539	637,498
0	4,453	0	269,959	367,539	637,498
0	487	0	23,716	17,128	40,844
0	1,229	1,653	80,045	98,205	178,250
0	1,716	1,653	103,761	115,333	219,094
0	6,744	7,737	300,429	247,608	548,037
0	6,744	7,737	300,429	247,608	548,037
0	329	0	24,222	21,682	45,904
0	0	0	22,712	25,923	48,635
0	0	0	84,948	71,576	156,524
0	329	0	131,882	119,181	251,063
0	22,317	23,770	73,901	115,302	189,203
0	22,317	23,770	73,901	115,302	189,203
0	22,646	23,770	205,783	234,483	440,266
0	0	665	46,188	45,651	91,839
9	9	2,003	35,380	30,610	65,990
3	3	734	16,815	23,695	40,510
3,574	3,574	23,276	295,718	255,162	550,880
3,586	3,586	26,678	394,101	355,118	749,219
0	3,819	0	157,575	168,799	326,374
0	3,819	0	157,575	168,799	326,374
0	16,128	13,915	93,735	105,549	199,284
0	16,128	13,915	93,735	105,549	199,284
0	19,947	13,915	251,310	274,348	525,658
0	0	0	36,614	34,092	70,706
0	0	0	376,025	428,875	804,900
0	0	0	412,639	462,967	875,606
0	4,480	0	32,473	26,276	58,749
0	0	0	141,270	186,586	327,856
0	4,480	0	173,743	212,862	386,605
0	2,236	1,100	7,488	4,687	12,175
0	50	110	115	240	355
0	2,286	1,210	7,603	4,927	12,530
0	6,766	1,210	181,346	217,789	399,135
0	1,159	0	53,409	38,468	91,877
0	1,159	0	53,409	38,468	91,877
0	2,764	1,617	9,684	6,417	16,101
0	10,532	6,734	38,123	26,918	65,041
0	13,296	8,351	47,807	33,335	81,142
0	14,455	8,351	101,216	71,803	173,019
0	0	437	94,478	161,237	255,715



REVENUE FOR LOCAL FUNDS / TOTALS  
7-1-87 TO 12-31-87

	COURT COSTS	INFRACTION JUDGMENTS	BOND FEE	LATE SURRENDER FEE	USER FEES	DOCUMENT FEES	INTEREST INVESTMENT
<b>JEFFERSON</b>							
COUNTY TOTAL:	0	0	0	0	0	0	0
<b>JENNINGS</b>							
JENNINGS CIRCUIT	763	0	0	0	0	0	0
TOTAL-COURTS OF RECORD:	763	0	0	0	0	0	0
NORTH VERNON - NOT REPORTING	0	0	0	0	0	0	0
TOTAL-CITY AND TOWN:	0	0	0	0	0	0	0
COUNTY TOTAL:	763	0	0	0	0	0	0
<b>JOHNSON</b>							
JOHNSON ALL COURTS	1,568	0	0	0	0	0	0
TOTAL-COURTS OF RECORD:	1,568	0	0	0	0	0	0
FRANKLIN CITY	25,975	0	0	0	4,536	0	0
GREENWOOD CITY	24,343	0	0	0	4,788	0	0
NEW WHITESLAND TOWN	25,069	7,397	0	0	0	4,533	0
TOTAL-CITY AND TOWN:	75,387	7,397	0	0	9,324	4,533	0
COUNTY TOTAL:	76,955	7,397	0	0	9,324	4,533	0
<b>KNOX</b>							
KNOX ALL COURTS	0	0	0	0	0	0	0
TOTAL-COURTS OF RECORD:	0	0	0	0	0	0	0
BICKNELL CITY	4,021	0	0	0	732	0	0
TOTAL-CITY AND TOWN:	4,021	0	0	0	732	0	0
COUNTY TOTAL:	4,021	0	0	0	732	0	0
<b>KOSCIUSKO</b>							
KOSCIUSKO CIRCUIT	984	0	0	0	0	0	0
KOSCIUSKO SUPERIOR	785	0	0	0	0	0	0
KOSCIUSKO COUNTY	4,388	0	0	0	0	0	0
COUNTY TOTAL:	6,157	0	0	0	0	0	0
<b>LAGRANGE</b>							
LAGRANGE CIRCUIT	0	0	0	0	0	0	0
LAGRANGE COUNTY	0	16	0	0	0	0	0
COUNTY TOTAL:	0	16	0	0	0	0	0
<b>LAKE</b>							
LAKE CIR, CO 2 & 3 & PROBATE	0	5,926	0	0	0	0	0
LAKE CIV. 1 & 5	0	0	0	0	0	0	0
LAKE SUP. CIV. 2	0	0	0	0	0	0	0
LAKE CIV 3 & 4, CO 1 & JUV.	0	0	0	0	0	0	0
LAKE SUP CRIMINAL	0	0	0	0	0	0	0
TOTAL-COURTS OF RECORD:	0	5,926	0	0	0	0	0
CROWN POINT CITY	10,241	7,048	0	0	1,923	0	0
EAST CHICAGO CITY	14,470	257	0	0	570	301	709
GARY CITY	23,798	0	0	0	0	0	0
HAMMOND CITY	24,958	2,006	0	0	3,537	328	6,754
HOBART CITY	9,660	0	0	0	1,743	0	0
LAKE STATION CITY	4,715	60	0	0	795	0	0
WHITING CITY	1,392	545	0	0	198	0	0
TOTAL-CITY AND TOWN:	89,234	9,916	0	0	8,766	629	7,463
COUNTY TOTAL:	89,234	15,842	0	0	8,766	629	7,463
<b>LAPORTE</b>							
LAPORTE CIRCUIT	4,794	0	0	0	0	0	0
LAPORTE SUPERIOR 1	0	0	0	0	0	0	0
LAPORTE SUPERIOR 2	0	0	0	0	0	0	0
LAPORTE SUPERIOR 3	200	209	0	0	3	0	0
LAPORTE SUPERIOR 4	0	573	0	0	0	0	0
COUNTY TOTAL:	4,994	782	0	0	3	0	0

REVENUE FOR LOCAL FUNDS / TOTALS  
7-1-87 TO 12-31-87

OTHER	TOTAL LOCAL 2ND HALF	TOTAL LOCAL 1ST HALF	GRAND TOTAL 2ND HALF	GRAND TOTAL 1ST HALF	GRANT TOTAL YEAR
0	0	437	94,478	161,237	255,715
0	763	0	40,058	34,848	74,906
0	763	0	40,058	34,848	74,906
0	0	0	0	0	0
0	0	0	0	0	0
0	763	0	40,058	34,848	74,906
0	1,568	0	152,162	159,967	312,129
0	1,568	0	152,162	159,967	312,129
0	30,511	24,574	127,144	122,689	249,833
0	29,131	20,218	104,331	91,899	196,230
0	36,999	28,042	119,894	94,514	214,408
0	96,641	72,834	351,369	309,102	660,471
0	98,209	72,834	503,531	469,069	972,600
0	0	0	201,476	184,401	385,877
0	0	0	201,476	184,401	385,877
0	4,753	3,587	18,906	18,126	37,032
0	4,753	3,587	18,906	18,126	37,032
0	4,753	3,587	220,382	202,527	422,909
0	984	0	55,126	51,468	106,594
0	785	0	29,045	27,430	56,475
0	4,388	0	233,779	230,080	463,859
0	6,157	0	317,950	308,978	626,928
0	0	0	25,868	23,747	49,615
0	16	226	131,070	150,887	281,957
0	16	226	156,938	174,634	331,572
0	5,926	83,066	1,587,149	1,408,111	2,995,260
0	0	0	92,693	70,661	163,354
0	0	0	87,681	77,591	165,272
0	0	0	51,518	95,984	147,502
0	0	0	60,968	71,834	132,802
0	5,926	83,066	1,880,009	1,724,181	3,604,190
0	19,212	13,084	48,297	27,468	75,765
0	16,307	21,076	55,885	31,167	87,052
0	23,798	53,300	152,057	185,453	337,510
0	37,583	37,458	116,558	128,780	245,338
0	11,403	6,139	38,316	27,341	65,657
0	5,570	2,181	20,477	9,951	30,428
0	2,135	1,562	12,461	9,684	22,145
0	116,008	134,800	444,051	419,844	863,895
0	121,934	217,866	2,324,060	2,144,025	4,468,085
0	4,794	0	37,851	37,207	75,058
0	0	0	31,987	32,529	64,516
0	0	0	11,272	11,932	23,204
120	532	0	154,546	156,354	310,900
0	573	2,228	245,456	267,674	513,130
120	5,899	2,228	481,112	505,696	986,808

REVENUE FOR LOCAL FUNDS / TOTALS

7-1-87 TO 12-31-87

	COURT COSTS	INFRACTION JUDGMENTS	BOND FEE	LATE SURRFINDER FEE	USER FEES	DOCUMENT FEES	INTEREST INVESTMENT
<b>LAWRENCE</b>							
LAWRENCE CIRCUIT	795	0	0	0	0	0	0
LAWRENCE SUPERIOR	1,097	0	0	0	0	0	0
LAWRENCE COUNTY	0	0	0	0	0	0	0
COUNTY TOTAL:	1,892	0	0	0	0	0	0
<b>MADISON</b>							
MADISON ALL COURTS	5,477	0	0	0	0	0	0
TOTAL-COURTS OF RECORD:	5,477	0	0	0	0	0	0
ALEXANDRIA CITY	8,995	0	0	0	0	0	0
ANDERSON CITY	49,383	1,408	0	71,240	124	0	0
ELWOOD CITY - NOT REPORTING	0	0	0	0	0	0	0
EDGEWOOD TOWN	17,437	28	0	0	3,243	0	0
TOTAL-CITY AND TOWN:	75,815	1,436	0	71,240	3,367	0	0
COUNTY TOTAL:	81,292	1,436	0	71,240	3,367	0	0
<b>MARION</b>							
MARION ALL COURTS	26,378	0	0	0	0	0	0
MARION ALL MUNICIPAL	65,185	0	0	0	0	0	0
	0	0	0	0	0	0	0
	0	0	0	0	0	0	0
	0	0	0	0	0	0	0
	0	0	0	0	0	0	0
	0	0	0	0	0	0	0
	0	0	0	0	0	0	0
	0	0	0	0	0	0	0
COUNTY TOTAL:	91,563	0	0	0	0	0	0
<b>MARSHALL</b>							
MARSHALL ALL COURTS	0	0	0	0	0	0	0
TOTAL-COURTS OF RECORD:	0	0	0	0	0	0	0
ARGOS TOWN	4,879	670	0	0	969	0	0
TOTAL-CITY AND TOWN:	4,839	670	0	0	969	0	0
COUNTY TOTAL:	4,839	670	0	0	969	0	0
<b>MARTIN</b>							
MARTIN CIRCUIT	24	0	0	0	0	0	0
TOTAL-COURTS OF RECORD:	24	0	0	0	0	0	0
LOGOOWIEE CITY-ABOLISHED	0	0	0	0	0	0	0
TOTAL-CITY AND TOWN:	0	0	0	0	0	0	0
COUNTY TOTAL:	24	0	0	0	0	0	0
<b>MIAMI</b>							
MIAMI CIRCUIT	0	0	0	0	0	0	0
MIAMI SUPERIOR	0	0	0	0	0	0	0
TOTAL-COURTS OF RECORD:	0	0	0	0	0	0	0
PERU CITY	1,539	0	0	0	0	0	0
BUNKER HILL TOWN	11,645	855	0	0	2,337	0	0
TOTAL-CITY AND TOWN:	13,184	855	0	0	2,337	0	0
COUNTY TOTAL:	13,184	855	0	0	2,337	0	0
<b>MONROE</b>							
MONROE ALL COURTS	0	0	0	0	0	0	0
COUNTY TOTAL:	0	0	0	0	0	0	0
<b>MONTGOMERY</b>							
MONTGOMERY CIRCUIT	0	0	0	0	0	0	0
MONTGOMERY COUNTY	0	0	0	0	0	0	0
TOTAL-COURTS OF RECORD:	0	0	0	0	0	0	0
CRAWFORDSVILLE CITY	7,421	0	0	0	1,383	0	0

REVENUE FOR LOCAL FUNDS / TOTALS

7-1-87 TO 12-31-87

OTHER	TOTAL LOCAL 2ND HALF	TOTAL LOCAL 1ST HALF	GRAND TOTAL 2ND HALF	GRAND TOTAL 1ST HALF	GRAND TOTAL YEAR
0	795	0	13,058	57,496	70,554
0	1,097	0	17,788	24,941	42,729
0	0	135	136,119	115,057	251,176
0	1,892	135	166,965	197,494	364,459
0	5,477	0	108,031	187,852	295,883
0	5,477	0	108,031	187,852	295,883
1,410	10,405	10	49,084	18,860	67,944
0	122,155	115,323	261,374	271,217	532,591
0	0	0	0	0	0
0	20,708	8,276	103,474	76,779	180,253
1,410	153,268	123,609	413,932	366,856	780,788
1,410	158,745	123,609	521,963	554,708	1,076,671
0	26,378	0	1,279,078	1,253,331	2,532,409
0	65,185	0	2,980,865	2,165,864	5,146,729
0	0	0	0	0	0
0	0	0	0	0	0
0	0	0	0	0	0
0	0	0	0	0	0
0	0	0	0	0	0
0	0	0	0	0	0
0	0	0	0	0	0
0	91,563	0	4,259,943	3,419,195	7,679,138
0	0	0	283,269	269,784	553,053
0	0	0	283,269	269,784	553,053
0	6,478	10,910	25,556	49,103	74,659
0	6,478	10,910	25,556	49,103	74,659
0	6,478	10,910	308,825	318,887	627,712
0	24	208	47,971	57,001	104,972
0	24	208	47,971	57,001	104,972
0	0	0	0	0	0
0	0	0	0	0	0
0	24	208	47,971	57,001	104,972
0	0	0	40,839	45,402	86,241
0	0	0	52,918	68,266	121,184
0	0	0	93,757	113,668	207,425
0	1,539	2,119	6,288	9,717	16,005
0	14,837	10,146	56,422	63,393	119,815
0	16,376	12,265	62,710	73,110	135,820
0	16,376	12,265	156,467	186,778	343,245
0	0	0	558,573	615,740	1,174,313
0	0	0	558,573	615,740	1,174,313
0	0	0	36,562	47,186	83,748
0	0	0	54,764	55,039	109,803
0	0	0	91,326	102,225	193,551
0	8,804	12,697	30,902	65,865	96,767

STATEMENT FOR LOCAL FUNDS / TOTALS  
7-1-87 TO 12-31-87

PAGE 347

	COURT COSTS	INFRACTION JUDGMENTS	BOND FEE	LATE SURRENDER FEE	USER FEES	DOCUMENT FEES	INTEREST INVESTMENT
<b>MONTGOMERY</b>							
TOTAL-CITY AND TOWN:	7,421	0	0	0	1,383	0	0
COUNTY TOTAL:	7,421	0	0	0	1,383	0	0
<b>MORGAN</b>							
MORGAN ALL COURTS	0	0	0	0	0	0	0
TOTAL-COURTS OF RECORD:	0	0	0	0	0	0	0
MARTINSVILLE CITY	11,140	0	0	0	3,690	0	0
MOORESVILLE TOWN	0	29,070	0	0	5,604	0	571
TOTAL-CITY AND TOWN:	11,140	29,070	0	0	9,294	0	571
COUNTY TOTAL:	11,140	29,070	0	0	9,294	0	571
<b>NEWTON</b>							
NEWTON CIRCUIT & SUPERIOR	921	451	0	0	0	0	0
COUNTY TOTAL:	921	451	0	0	0	0	0
<b>NOBLE</b>							
NOBLE CIRCUIT	0	0	0	0	0	0	0
NOBLE SUPERIOR	0	0	0	0	0	0	0
NOBLE COUNTY	45,081	0	0	0	0	0	0
TOTAL-COURTS OF RECORD:	45,081	0	0	0	0	0	0
CROMWELL TOWN	7,455	266	0	1,452	0	0	0
TOTAL-CITY AND TOWN:	7,455	266	0	1,452	0	0	0
COUNTY TOTAL:	52,536	266	0	1,452	0	0	0
<b>OHIO</b>							
OHIO CIRCUIT	0	0	0	0	0	0	0
OHIO SUPERIOR	0	0	0	0	0	0	0
COUNTY TOTAL:	0	0	0	0	0	0	0
<b>ORANGE</b>							
ORANGE CIRCUIT	1,010	0	0	0	0	0	0
ORANGE COUNTY	0	0	0	0	0	0	0
COUNTY TOTAL:	1,010	0	0	0	0	0	0
<b>OWEN</b>							
OWEN CIRCUIT	0	0	0	0	0	0	0
COUNTY TOTAL:	0	0	0	0	0	0	0
<b>PARKE</b>							
PARKE CIRCUIT - NOT REPORTING	0	0	0	0	0	0	0
COUNTY TOTAL:	0	0	0	0	0	0	0
<b>PERRY</b>							
PERRY CIRCUIT	0	0	0	0	0	0	0
TOTAL-COURTS OF RECORD:	0	0	0	0	0	0	0
CANNELTON CITY	30	0	0	0	3	0	0
TELL CITY - CITY	4,530	0	0	618	3	607	0
TOTAL-CITY AND TOWN:	4,560	0	0	618	6	607	0
COUNTY TOTAL:	4,560	0	0	618	6	607	0
<b>PIKE</b>							
PIKE CIRCUIT	515	0	0	0	0	0	0
COUNTY TOTAL:	515	0	0	0	0	0	0
<b>PORTER</b>							
PORTER ALL COURTS	13,885	669	0	0	0	0	0
TOTAL-COURTS OF RECORD:	13,885	669	0	0	0	0	0
CHESTERTON TOWN	7,528	1,207	0	0	1,359	0	325
TOTAL-CITY AND TOWN:	7,528	1,207	0	0	1,359	0	325
COUNTY TOTAL:	21,413	1,876	0	0	1,359	0	325
<b>POSEY</b>							
POSEY CIRCUIT	0	0	0	0	0	0	0
POSEY COUNTY	0	0	0	0	0	0	0

## REVENUE FOR LOCAL FUNDS / TOTALS

PAGE 348

OTHER	7-1-87 TO 12-31-87				
	TOTAL LOCAL 2ND HALF	TOTAL LOCAL 1ST HALF	GRAND TOTAL 2ND HALF	GRAND TOTAL 1ST HALF	GRAND TOTAL YEAR
0	8,804	12,697	30,902	65,865	96,767
0	8,804	12,697	122,228	168,090	290,318
0	0	0	44,575	140,469	185,044
0	0	0	44,575	140,469	185,044
0	14,830	6,924	43,272	29,019	72,291
0	35,245	23,560	136,357	107,916	244,273
0	50,075	30,484	179,629	136,935	316,564
0	50,075	30,484	224,204	277,404	501,608
0	1,372	0	102,652	83,128	185,780
0	1,372	0	102,652	83,128	185,780
0	0	0	38,208	24,273	62,481
0	0	0	11,217	8,626	19,843
0	45,081	0	186,431	134,678	321,109
0	45,081	0	235,856	167,577	403,433
0	9,173	10,797	33,720	48,789	82,509
0	9,173	10,797	33,720	48,789	82,509
0	54,254	10,797	269,576	216,366	485,942
0	0	0	4,790	1,616	6,406
0	0	0	12,536	13,457	25,993
0	0	0	17,326	15,073	32,399
0	1,010	0	17,277	15,484	32,761
0	0	0	60,948	45,074	106,022
0	1,010	0	78,225	60,558	138,783
0	0	0	94,452	77,752	172,204
0	0	0	94,452	77,752	172,204
0	0	0	0	0	0
0	0	0	0	0	0
0	0	0	78,951	75,672	154,623
0	0	0	78,951	75,672	154,623
0	33	120	105	520	625
0	5,758	3,524	15,846	16,367	32,213
0	5,791	3,644	15,951	16,887	32,838
0	5,791	3,644	94,902	92,559	187,461
0	515	0	54,644	51,936	106,580
0	515	0	54,644	51,936	106,580
0	14,554	540	656,441	603,566	1,260,007
0	14,554	540	656,441	603,566	1,260,007
0	10,419	10,623	32,997	37,033	70,030
0	10,419	10,623	32,997	37,033	70,030
0	24,973	11,163	689,438	640,599	1,330,037
0	0	0	75,211	16,651	91,862
0	0	50	65,820	73,430	139,250

REVENUE FOR LOCAL FUNDS / TOTALS  
7-1-87 TO 12-31-87

	COURT COSTS	INFRACTION JUDGMENTS	BOND FEE	LATE SURRENDER FEE	USER FEES	DOCUMENT FEES	INTEREST INVESTMENT
<b>POSEY</b>							
COUNTY TOTAL:	0	0	0	0	0	0	0
<b>PULASKI</b>							
PULASKI CIRCUIT & COUNTY	1,163	0	0	0	0	0	0
COUNTY TOTAL:	1,163	0	0	0	0	0	0
<b>PUTNAM</b>							
PUTNAM CIRCUIT	0	0	0	0	0	0	0
PUTNAM COUNTY	0	0	0	0	0	0	0
COUNTY TOTAL:	0	0	0	0	0	0	0
<b>RANDOLPH</b>							
RANDOLPH CIRCUIT	0	0	0	0	0	0	0
RANDOLPH COUNTY	0	0	0	0	264	0	0
TOTAL-COURTS OF RECORD:	0	0	0	0	264	0	0
WINCHESTER CITY	15,560	186	0	0	2,991	0	0
UNION CITY - CITY	2,310	67	0	0	414	0	439
TOTAL-CITY AND TOWN:	17,870	253	0	0	3,405	0	439
COUNTY TOTAL:	17,870	253	0	0	3,669	0	439
<b>RIPLEY</b>							
RIPLEY CIRCUIT	0	0	0	0	0	0	0
TOTAL-COURTS OF RECORD:	0	0	0	0	0	0	0
BATESVILLE CITY	14,383	418	0	0	2,460	0	645
VERSAILLES TOWN	11,170	0	0	0	2,373	3	0
TOTAL-CITY AND TOWN:	25,553	418	0	0	4,833	3	645
COUNTY TOTAL:	25,553	418	0	0	4,833	3	645
<b>RUSH</b>							
RUSH CIRCUIT	0	0	0	0	0	0	0
RUSH COUNTY	0	0	0	0	0	0	0
COUNTY TOTAL:	0	0	0	0	0	0	0
<b>ST. JOSEPH</b>							
ST. JOSEPH ALL COURTS	8,959	42,577	0	0	0	0	0
TOTAL-COURTS OF RECORD:	8,959	42,577	0	0	0	0	0
WALKERTON TOWN	0	0	0	0	0	0	0
TOTAL-CITY AND TOWN:	0	0	0	0	0	0	0
COUNTY TOTAL:	8,959	42,577	0	0	0	0	0
<b>SCOTT</b>							
SCOTT CIRCUIT & COUNTY	2,736	0	0	0	0	0	0
COUNTY TOTAL:	2,736	0	0	0	0	0	0
<b>SHELBY</b>							
SHELBY ALL COURTS	2,211	0	0	0	0	0	0
COUNTY TOTAL:	2,211	0	0	0	0	0	0
<b>SPENCER</b>							
SPENCER CIRCUIT	0	0	0	0	0	0	0
TOTAL-COURTS OF RECORD:	0	0	0	0	0	0	0
ROCKPORT CITY - NOT REPORTING	0	0	0	0	0	0	0
TOTAL-CITY AND TOWN:	0	0	0	0	0	0	0
COUNTY TOTAL:	0	0	0	0	0	0	0
<b>STARKE</b>							
STARKE CIRCUIT	446	0	0	0	0	0	0
TOTAL-COURTS OF RECORD:	446	0	0	0	0	0	0
*KNOX CITY	0	0	0	0	0	0	0
TOTAL-CITY AND TOWN:	0	0	0	0	0	0	0
COUNTY TOTAL:	446	0	0	0	0	0	0
<b>STEUBEN</b>							
STEUBEN CIRCUIT	433	0	0	0	0	0	0

\* Revenues for 7/1/87 to 12/31/87 are shown on pages 303 and 311.

## REVENUE FOR LOCAL FUNDS / TOTALS

PAGE 350

OTHER	7-1-87 TO 12-31-87		7-1-87 TO 12-31-87		
	TOTAL LOCAL 2ND HALF	TOTAL LOCAL 1ST HALF	GRAND TOTAL 2ND HALF	GRAND TOTAL 1ST HALF	GRAND TOTAL YEAR
0	0	50	141,031	90,081	231,112
0	1,163	0	65,549	61,281	126,830
0	1,163	0	65,549	61,281	126,830
0	0	0	28,251	24,875	53,126
0	0	0	110,738	99,540	210,278
0	0	0	138,989	124,415	263,404
0	0	0	24,442	26,213	50,655
0	264	549	31,721	21,703	53,424
0	264	549	56,163	47,916	104,079
0	18,737	14,563	79,704	72,195	151,899
0	3,230	1,531	10,874	6,067	16,941
0	21,967	16,094	90,578	78,262	168,840
0	22,231	16,643	146,741	126,178	272,919
0	0	1,485	30,349	40,813	71,162
0	0	1,485	30,349	40,813	71,162
0	17,906	19,204	65,245	99,706	164,951
0	13,546	6,660	50,925	41,778	92,703
0	31,452	25,864	116,170	141,484	257,654
0	31,452	27,349	146,519	182,297	328,816
0	0	0	26,840	13,006	39,846
0	0	0	72,834	56,172	129,006
0	0	0	99,674	69,178	168,852
0	51,536	51,466	1,301,038	1,269,009	2,570,047
0	0	0	0	0	0
0	51,536	51,466	1,301,038	1,269,009	2,570,047
0	0	6,237	0	18,427	18,427
0	0	6,237	0	18,427	18,427
0	51,536	57,703	1,301,038	1,287,436	2,588,474
0	2,736	0	137,708	123,071	260,779
0	2,736	0	137,708	123,071	260,779
0	2,211	0	213,301	207,857	421,158
0	2,211	0	213,301	207,857	421,158
0	0	0	102,293	103,343	205,636
0	0	0	102,293	103,343	205,636
0	0	0	0	0	0
0	0	0	0	0	0
0	0	0	102,293	103,343	205,636
0	446	0	39,738	36,490	76,228
0	446	0	39,738	36,490	76,228
0	0	42,423	0	135,336	135,336
0	0	42,423	0	135,336	135,336
0	446	42,423	39,738	171,826	211,564
0	433	0	18,277	15,379	33,656



REVENUE FOR LOCAL FUNDS / TOTALS

7-1-87 TO 12-31-87

	COURT COSTS	INFRACTION JUDGMENTS	BOND FEE	LATE SURRENDER FEE	USER FEES	DOCUMENT FEES	INTEREST INVESTMENT
<b>STEBEN</b>							
STEBEN SUPERIOR	1,708	0	0	0	0	0	0
TOTAL-COURTS OF RECORD:	2,171	0	0	0	0	0	0
FREMONT TOWN	20,334	1,288	0	0	3,913	0	0
TOTAL-CITY AND TOWN:	20,334	1,288	0	0	3,913	0	0
COUNTY TOTAL:	22,505	1,288	0	0	3,913	0	0
<b>SULLIVAN</b>							
SULLIVAN CIRCUIT & COUNTY	2,127	0	0	0	0	0	0
COUNTY TOTAL:	2,127	0	0	0	0	0	0
<b>SWITZERLAND</b>							
SWITZERLAND CIRCUIT & SUPERIOR	531	0	0	0	0	0	0
COUNTY TOTAL:	531	0	0	0	0	0	0
<b>TIPPECANOE</b>							
TIPPECANOE CIRCUIT	0	0	0	0	0	0	0
TIPPECANOE SUPERIOR 1	0	0	0	0	0	0	0
TIPPECANOE SUPERIOR 2	0	0	0	0	0	0	0
TIPPECANOE SUPERIOR 3	0	0	0	0	0	0	0
TIPPECANOE COUNTY I	0	0	0	0	0	0	0
TIPPECANOE COUNTY II	14,337	216	0	0	0	0	0
TOTAL-COURTS OF RECORD:	14,337	216	0	0	0	0	0
WEST LAFAYETTE CITY	17,951	3,986	140	0	3,741	0	0
TOTAL-CITY AND TOWN:	17,951	3,986	140	0	3,741	0	0
COUNTY TOTAL:	32,288	4,202	140	0	3,741	0	0
<b>TIPTON</b>							
TIPTON CIRCUIT	419	0	0	0	559	0	0
TOTAL-COURTS OF RECORD:	419	0	0	0	559	0	0
TIPTON CITY	10,143	0	0	0	1,914	11	0
SHARPSVILLE TOWN	9,810	0	0	0	1,959	0	0
TOTAL-CITY AND TOWN:	19,953	0	0	0	3,873	11	0
COUNTY TOTAL:	20,372	0	0	0	4,432	11	0
<b>UNION</b>							
UNION CIRCUIT	347	0	0	0	0	1,369	0
COUNTY TOTAL:	347	0	0	0	0	1,369	0
<b>VANDEBURGH</b>							
VANDEBURGH ALL COURTS	19,198	0	0	0	0	0	0
COUNTY TOTAL:	19,198	0	0	0	0	0	0
<b>VERMILLION</b>							
VERMILLION CIRCUIT	643	0	0	0	0	0	0
TOTAL-COURTS OF RECORD:	643	0	0	0	0	0	0
CLINTON CITY	15,833	1,149	0	0	3,204	0	0
TOTAL-CITY AND TOWN:	15,833	1,149	0	0	3,204	0	0
COUNTY TOTAL:	16,476	1,149	0	0	3,204	0	0
<b>VIGO</b>							
VIGO ALL COURTS	0	0	0	0	0	0	0
TOTAL-COURTS OF RECORD:	0	0	0	0	0	0	0
TERRE HAUTE CITY	58,611	0	3,645	0	10,602	12	2,023
TOTAL-CITY AND TOWN:	58,611	0	3,645	0	10,602	12	2,023
COUNTY TOTAL:	58,611	0	3,645	0	10,602	12	2,023
<b>WABASH</b>							
WABASH CIRCUIT & COUNTY	0	0	0	0	0	0	0
TOTAL-COURTS OF RECORD:	0	0	0	0	0	0	0
* WABASH CITY	0	0	0	0	0	0	0
NORTH MANCHESTER TOWN	600	0	0	0	123	0	0
TOTAL-CITY AND TOWN:	600	0	0	0	123	0	0
COUNTY TOTAL:	600	0	0	0	123	0	0

\* Revenues for 7/1/87 to 12/31/87 are shown on pages 303 and 311.

## REVENUE FOR LOCAL FUNDS / TOTALS

PAGE 352

7-1-87 TO 12-31-87

OTHER	TOTAL	TOTAL	GRAND	GRAND	GRAND
	LOCAL 2ND HALF	LOCAL 1ST HALF	TOTAL 2ND HALF	TOTAL 1ST HALF	TOTAL YEAR
0	1,738	0	90,364	81,309	171,673
0	2,171	0	108,641	96,688	205,329
3,046	28,581	38,443	103,541	137,146	240,687
3,046	28,581	38,443	103,541	137,146	240,687
3,046	30,752	38,443	212,182	233,834	446,016
0	2,127	0	115,137	88,337	203,474
0	2,127	0	115,137	88,337	203,474
0	531	0	28,897	23,203	52,100
0	531	0	28,897	23,203	52,100
0	0	0	22,586	86,153	108,739
0	0	0	15,350	25,476	40,826
0	0	0	10,881	19,853	30,734
0	0	640	1,685	3,202	4,887
0	0	0	79,842	82,396	162,238
0	14,553	0	262,216	191,035	453,251
0	14,553	640	392,560	408,115	800,675
0	25,818	22,474	83,912	79,012	162,924
0	25,818	22,474	83,912	79,012	162,924
0	40,371	23,114	476,472	487,127	963,599
0	978	139	29,340	29,844	59,184
0	978	139	29,340	29,844	59,184
0	12,068	9,239	50,894	50,235	101,129
0	11,769	9,768	47,788	53,307	101,095
0	23,837	19,007	98,682	103,542	202,224
0	24,815	19,146	128,022	133,386	261,408
0	1,716	40	56,564	75,067	131,631
0	1,716	40	56,564	75,067	131,631
0	19,198	305	891,659	767,730	1,659,389
0	19,198	305	891,659	767,730	1,659,389
0	643	0	40,851	56,668	97,519
0	643	0	40,851	56,668	97,519
0	20,186	10,921	63,936	51,121	115,057
0	20,186	10,921	63,936	51,121	115,057
0	20,829	10,921	104,787	107,789	212,576
0	0	0	280,864	228,167	509,031
0	0	0	280,864	228,167	509,031
0	74,893	55,722	240,998	209,454	450,452
0	74,893	55,722	240,998	209,454	450,452
0	74,893	55,722	521,862	437,621	959,483
0	0	0	163,659	140,164	303,823
0	0	0	163,659	140,164	303,823
0	0	10,244	0	12,040	12,040
0	723	1,128	2,756	4,489	7,245
0	723	11,372	2,756	16,529	19,285
0	723	11,372	166,415	156,693	323,108

REVENUE FOR LOCAL FUNDS / TOTALS  
7-1-87 TO 12-31-87

	COURT COSTS	INFRACTION JUDGMENTS	BOND FEE	LATE SURRENDER FEE	USER FEES	DOCUMENT FEES	INTEREST INVESTMENT
<b>WARREN</b>							
WARREN CIRCUIT	0	0	0	0	0	0	0
COUNTY TOTAL:	0	0	0	0	0	0	0
<b>WARRICK</b>							
WARRICK CIRCUIT	0	0	0	0	0	0	0
WARRICK SUPERIOR	0	0	0	0	0	0	0
COUNTY TOTAL:	0	0	0	0	0	0	0
<b>WASHINGTON</b>							
WASHINGTON CIR & SUP	0	0	0	0	1,550	0	0
TOTAL-COURTS OF RECORD:	0	0	0	0	1,550	0	0
SALEM CITY - NOT REPORTING	0	0	0	0	0	0	0
TOTAL-CITY AND TOWN:	0	0	0	0	0	0	0
COUNTY TOTAL:	0	0	0	0	1,550	0	0
<b>WAYNE</b>							
WAYNE CIR, SUP 1 & 2	1,028	0	0	0	0	0	0
WAYNE SUPERIOR 3	9,280	0	0	0	0	0	0
TOTAL-COURTS OF RECORD:	11,208	0	0	0	0	0	0
HAGERSTOWN TOWN	1,853	0	0	0	0	0	0
TOTAL-CITY AND TOWN:	1,853	0	0	0	0	0	0
COUNTY TOTAL:	13,061	0	0	0	0	0	0
<b>WELLS</b>							
WELLS CIRCUIT	0	0	0	0	0	0	0
WELLS SUPERIOR	0	0	0	0	0	0	0
TOTAL-COURTS OF RECORD:	0	0	0	0	0	0	0
BLUFFTON CITY	12,050	65	0	0	2,409	0	0
TOTAL-CITY AND TOWN:	12,050	65	0	0	2,409	0	0
COUNTY TOTAL:	12,050	65	0	0	2,409	0	0
<b>WHITE</b>							
WHITE CIRCUIT	606	0	0	0	0	0	0
WHITE SUPERIOR	1,873	0	0	0	0	0	0
TOTAL-COURTS OF RECORD:	2,479	0	0	0	0	0	0
MONON TOWN - NOT REPORTING	0	0	0	0	0	0	0
TOTAL-CITY AND TOWN:	0	0	0	0	0	0	0
COUNTY TOTAL:	2,479	0	0	0	0	0	0
<b>WHITLEY</b>							
WHITLEY CIRCUIT	0	0	0	0	0	0	0
WHITLEY SUPERIOR	0	0	0	0	0	0	0
COUNTY TOTAL:	0	0	0	0	0	0	0

## REVENUE FOR LOCAL FUNDS / TOTALS

PAGE 354

OTHER	7-1-87 TO 12-31-87		7-1-87 TO 12-31-87		GRAND TOTAL YEAR.
	TOTAL LOCAL 2ND HALF	TOTAL LOCAL 1ST HALF	GRAND TOTAL 2ND HALF	GRAND TOTAL 1ST HALF	
0	0	0	60,399	49,081	109,480
0	0	0	60,399	49,081	109,480
0	0	0	26,756	16,928	43,684
0	0	0	198,018	219,050	417,068
0	0	0	224,774	235,978	460,752
0	1,550	0	35,641	45,004	80,645
0	1,550	0	35,641	45,004	80,645
0	0	0	0	0	0
0	0	0	0	0	0
0	1,550	0	35,641	45,004	80,645
0	1,928	2,872	86,494	77,390	163,884
0	9,280	0	506,985	477,337	984,322
0	11,208	2,872	593,479	554,727	1,148,206
0	1,853	4,539	7,331	21,931	29,202
0	1,853	4,539	7,331	21,931	29,262
0	13,061	7,411	600,810	576,658	1,177,468
0	0	0	21,060	18,895	39,955
0	0	0	47,813	44,084	91,897
0	0	0	68,873	62,979	131,852
0	14,524	9,221	57,342	44,241	101,583
0	14,524	9,221	57,342	44,241	101,583
0	14,524	9,221	126,215	107,220	233,435
0	606	0	27,673	23,217	50,890
0	1,873	0	95,211	72,116	167,327
0	2,479	0	122,884	95,333	218,217
0	0	0	0	0	0
0	0	0	0	0	0
0	2,479	0	122,884	95,333	218,217
0	0	0	22,664	25,287	47,951
0	0	0	175,257	161,688	336,945
0	0	0	197,921	186,975	384,896

## REVENUE FOR LOCAL FUNDS / TOTALS

PAGE 355

7-1-87 TO 12-31-87

	COURT COSTS	INFRACTION JUDGMENTS	BOND FEE	LATE SURRENDER FEE	USER FEES	DOCUMENT FEES	INTEREST INVESTMENT
GRAND TOTAL-COURTS OF RECORD:	302,491	62,694	0	72,634	2,948	14,008	0
GRAND TOTAL-CITY AND TOWN:	838,609	77,214	9,520	73,310	161,699	5,874	14,535
GRAND TOTAL:	1,141,100	139,908	9,520	145,944	164,647	19,882	14,535

## REVENUE FOR LOCAL FUNDS / TOTALS

PAGE 356

		7-1-87 TO 12-31-87				
	TOTAL LOCAL	TOTAL LOCAL	GRAND TOTAL	GRAND TOTAL	GRAND TOTAL	
OTHER	2ND HALF	1ST HALF	2ND HALF	1ST HALF	YEAR	
3,706	458,481	272,763	22,363,935	22,499,980	44,863,915	
32,987	1,213,748	1,118,387	4,169,578	4,315,586	8,485,164	
36,693	1,672,229	1,391,150	26,533,513	26,815,566	53,349,079	

	TO STATE FUNDS	TO LOCAL FUND TOWNSHIP DOCKET FEES	TO OTHERS SERV.OF PROC. CERT. MAIL	TO OTHERS SERV.OF PROC. PERS. SERV.	TOTAL FOR GOVERNMENT UNITS
			*	*	
MARION	0	144,222	( 0)	( 89,109)	144,222
CENTER TOWNSHIP	0	161,534	( 0)	( 89,966)	161,534
LAWRENCE TOWNSHIP	0	80,243	( 0)	( 66,399)	80,243
PERRY TOWNSHIP	0	190,880	( 12,242)	( 82,496)	190,880
PIKE TOWNSHIP	0	234,752	( 24,000)	( 57,066)	234,752
WARREN TOWNSHIP	0	349,106	( 0)	( 255,547)	349,106
WASHINGTON TOWNSHIP	0	149,327	( 13,367)	( 85,832)	149,327
WAYNE TOWNSHIP	0	86,169	( 0)	( 50,761)	86,169
GRAND TOTALS:	0	1,396,233	( 49,609)	( 777,176)	1,396,233

\* NOT INCLUDED IN TOTALS

	JUG	C/R	REP	BAL	PBO	JCM	ADM	SEC	LCK	P/D	OTH	TOT
<b>ADAMS</b>												
ADAMS CIRCUIT	1	0	2	2	0	1	2	1	0	0	0	9
ADAMS SUPERIOR	1	0	4	1	0	0	0	0	0	0	0	6
ADAMS CIRCUIT & SUPERIOR PROB	0	0	0	0	6	0	0	0	0	0	0	6
COUNTY TOTAL:	2	0	6	3	6	1	2	1	0	0	0	21
<b>ALLEN</b>												
ALLEN CIRCUIT	1	1	2	0	15	1	2	2	1	22	0	47
ALLEN SUPERIOR	8	4	8	0	37	0	2	9	6	0	20	94
COUNTY TOTAL:	9	5	10	0	52	1	4	11	7	22	20	141
<b>BARTHOLOMEW</b>												
BARTHOLOMEW CIRCUIT	1	1	3	1	4	2	0	0	0	2	0	14
BARTHOLOMEW SUPERIOR 1	1	0	2	1	0	0	0	1	0	1	0	6
BARTHOLOMEW SUPERIOR 2	1	0	1	1	2	0	0	0	0	2	6	13
COUNTY TOTAL:	3	1	6	3	6	2	0	1	0	5	6	33
<b>BENTON</b>												
BENTON CIRCUIT	1	0	2	1	3	1	0	0	0	0	0	8
COUNTY TOTAL:	1	0	2	1	3	1	0	0	0	0	0	8
<b>BLACKFORD</b>												
BLACKFORD CIRCUIT	1	0	1	1	3	1	0	0	0	0	0	7
BLACKFORD COUNTY	1	0	1	0	1	0	0	0	0	0	0	3
HARTFORD CITY - NOT REPORTING	0	0	0	0	0	0	0	0	0	0	0	0
MONTPELIER CITY	1	0	0	0	0	0	0	0	0	0	0	1
COUNTY TOTAL:	3	0	2	1	4	1	0	0	0	0	0	11
<b>BOONE</b>												
BOONE CIRCUIT	1	1	1	1	0	1	0	0	0	0	0	5
BOONE SUPERIOR I	1	0	2	1	0	1	0	0	0	0	0	5
BOONE SUPERIOR II	1	0	2	1	2	0	0	0	0	1	0	7
LEBANON CITY	1	0	0	0	0	0	0	0	0	0	1	2
THORNTOWN TOWN	1	0	0	0	0	0	0	0	0	0	0	1
ZIONSVILLE TOWN	1	0	0	1	0	0	0	0	0	0	2	4
JAMESTOWN TOWN	1	0	0	0	0	0	0	0	0	0	1	2
BOONE PROBATION	0	0	0	0	3	0	0	0	0	0	0	3
COUNTY TOTAL:	7	1	5	4	5	2	0	0	0	1	4	29
<b>BROWN</b>												
BROWN CIRCUIT	1	1	2	1	2	1	0	0	0	2	1	11
COUNTY TOTAL:	1	1	2	1	2	1	0	0	0	2	1	11
<b>CARROLL</b>												
CARROLL CIRCUIT	1	1	4	1	2	1	0	0	0	1	0	11
DELPHI CITY	1	0	0	0	0	0	0	0	0	0	0	1
BURLINGTON TOWN	1	0	0	0	0	0	0	0	0	0	0	1
COUNTY TOTAL:	3	1	4	1	2	1	0	0	0	1	0	13
<b>CASS</b>												
CASS CIRCUIT	1	0	2	1	2	1	0	1	0	1	0	9
CASS SUPERIOR	1	0	1	2	1	0	0	1	0	3	1	10
CASS PUBLIC DEFENDER	0	0	0	0	0	0	0	0	0	3	0	3
COUNTY TOTAL:	2	0	3	3	3	1	0	2	0	7	1	22
<b>CLARK</b>												
CLARK CIRCUIT	1	0	3	1	1	1	0	0	0	1	0	8



	JUG	G/R	REP	BAL	PBO	JCM	ADM	SEC	LCK	F/P	OTH	TOT
CLARK SUPERIOR 1	1	0	3	1	0	0	0	0	1	0	0	6
CLARK SUPERIOR 2	1	0	2	0	0	0	0	0	0	0	0	3
CLARK COUNTY	1	0	1	1	1	0	0	1	0	1	0	6
CHARLESTOWN CITY	1	0	0	0	0	0	0	1	0	0	0	2
JEFFERSONVILLE CITY	1	0	0	0	0	0	0	0	0	0	3	4
CLARKSVILLE TOWN	1	0	0	0	0	0	0	0	0	0	3	4
CLARK SUPERIOR 1 PROBATION	0	0	0	0	6	0	0	0	0	0	0	6
COUNTY TOTAL:	7	0	9	3	8	1	0	2	1	2	6	39
CLAY												
CLAY CIRCUIT	1	0	2	0	2	1	0	0	0	2	0	8
CLAY SUPERIOR	1	0	1	1	1	0	0	0	0	1	0	5
COUNTY TOTAL:	2	0	3	1	3	1	0	0	0	3	0	13
CLINTON												
CLINTON CIRCUIT	1	1	1	1	2	0	0	0	0	0	0	6
CLINTON COUNTY	1	0	1	1	1	0	0	0	0	0	0	4
FRANKFORT CITY	1	0	0	0	0	0	0	0	0	0	1	2
COUNTY TOTAL:	3	1	2	2	3	0	0	0	0	0	1	12
CRAWFORD												
CRAWFORD CIRCUIT	1	0	1	1	1	0	0	0	0	1	1	6
CRAWFORD CIRCUIT PROBATION	0	0	0	0	1	0	0	0	0	0	0	1
COUNTY TOTAL:	1	0	1	1	2	0	0	0	0	1	1	7
DAVISS												
DAVISS CIRCUIT	1	0	3	2	2	1	0	0	0	1	0	10
DAVISS COUNTY	1	0	3	1	2	0	0	0	0	0	0	7
COUNTY TOTAL:	2	0	6	3	4	1	0	0	0	1	0	17
DEARBORN												
DEARBORN CIRCUIT	1	0	2	1	2	1	0	0	0	1	0	8
DEARBORN COUNTY	1	0	1	1	0	1	0	0	0	0	0	4
AURORA CITY	1	0	0	0	0	0	0	1	0	0	0	2
LAWRENCEBURG CITY	1	0	0	1	0	0	0	0	0	0	1	3
COUNTY TOTAL:	4	0	3	3	2	2	0	1	0	1	1	17
DECATUR												
DECATUR CIRCUIT	1	0	2	0	2	0	0	0	0	0	0	5
DECATUR COUNTY	1	0	1	1	0	0	0	0	0	0	1	4
COUNTY TOTAL:	2	0	3	1	2	0	0	0	0	0	1	9
DEKALB												
DEKALB CIRCUIT	1	0	2	1	0	1	0	0	0	0	0	5
DEKALB SUPERIOR	1	1	3	2	0	0	0	0	0	0	0	7
BUTLER CITY	1	0	0	0	0	0	0	0	0	0	0	1
COUNTY TOTAL:	3	1	5	3	0	1	0	0	0	0	0	13
DELAWARE												
DELAWARE ALL COURTS	5	8	5	11	14	2	1	13	0	8	20	87
YORKTOWN TOWN	1	0	0	0	0	0	0	1	0	0	1	3
COUNTY TOTAL:	6	8	5	11	14	2	1	14	0	8	21	90
DUBOIS												
DUBOIS CIRCUIT	1	0	1	1	1	1	0	0	0	0	0	5
DUBOIS SUPERIOR	1	0	2	0	1	0	0	0	0	0	0	4
COUNTY TOTAL:	2	0	3	1	2	1	0	0	0	0	0	9

	JUG	C/R	REP	BAL	PBO	JCM	ADM	SEC	LCK	P/D	OTH	TOT
<b>ELKHART</b>												
ELKHART CIRCUIT	1	1	1	2	0	1	0	2	0	1	0	9
ELKHART SUPERIOR 1	1	0	2	1	0	0	0	1	0	0	0	5
ELKHART SUPERIOR 2	1	0	1	1	0	0	0	2	0	0	0	5
ELKHART SUPERIOR 3	1	0	1	1	0	0	0	1	0	1	1	6
ELKHART COUNTY - ELKHART	1	0	1	1	0	0	0	0	0	0	0	3
ELKHART COUNTY - GOSHEN	1	0	1	1	0	0	0	2	0	0	2	7
ELKHART CITY	1	0	0	1	7	0	0	1	0	0	0	10
GOSHEN CITY	1	0	0	0	1	0	0	0	0	0	2	4
NAPPANEE CITY	1	0	0	0	0	0	0	0	0	0	1	2
COUNTY TOTAL:	9	1	7	8	8	1	0	9	0	2	6	51
<b>FAYETTE</b>												
FAYETTE CIRCUIT	1	0	1	1	3	2	0	1	0	0	0	9
FAYETTE SUPERIOR	1	0	1	1	0	0	0	0	0	0	0	3
COUNTY TOTAL:	2	0	2	2	3	2	0	1	0	0	0	12
<b>FLOYD</b>												
FLOYD CIRCUIT	1	0	2	1	0	0	0	0	0	2	1	7
FLOYD SUPERIOR	1	0	1	1	2	0	0	0	0	2	0	7
FLOYD COUNTY	1	0	2	1	1	0	0	0	0	1	0	6
FLOYD CIRCUIT PROBATION	0	0	0	0	6	0	0	0	0	0	0	6
COUNTY TOTAL:	3	0	5	3	9	0	0	0	0	5	1	26
<b>FOUNTAIN</b>												
FOUNTAIN CIRCUIT	1	1	2	2	2	1	0	0	0	0	0	9
ATTICA CITY	1	0	0	0	1	0	0	0	0	0	0	3
COUNTY TOTAL:	2	1	2	2	3	1	0	1	0	0	0	12
<b>FRANKLIN</b>												
FRANKLIN CIRCUIT	1	0	2	1	1	1	0	0	0	0	0	6
COUNTY TOTAL:	1	0	2	1	1	1	0	0	0	0	0	6
<b>FULTON</b>												
FULTON CIRCUIT	1	0	1	1	3	1	0	0	0	2	1	10
FULTON COUNTY	1	0	1	1	0	0	0	0	0	1	0	4
COUNTY TOTAL:	2	0	2	2	3	1	0	0	0	3	1	14
<b>GIBSON</b>												
GIBSON CIRCUIT	1	0	2	0	2	1	0	0	0	0	0	6
GIBSON SUPERIOR	1	0	1	1	1	1	0	0	0	1	0	6
COUNTY TOTAL:	2	0	3	1	3	2	0	0	0	1	0	12
<b>GRANT</b>												
GRANT CIRCUIT	1	0	1	1	0	1	0	0	0	3	0	7
GRANT SUPERIOR 1	1	0	1	1	0	1	0	0	0	2	1	7
GRANT SUPERIOR 2	1	1	3	1	0	2	0	0	0	3	0	11
GRANT COUNTY	1	0	2	1	3	0	0	0	0	1	0	8
GAS CITY-CITY	1	0	0	0	0	0	0	0	0	1	1	3
MARION CITY	1	0	0	1	0	0	0	0	0	0	0	2
GRANT PROBATION	0	0	0	0	10	0	0	0	0	0	0	10
COUNTY TOTAL:	6	1	7	5	13	4	0	0	0	10	2	48
<b>GREENE</b>												
GREENE CIRCUIT	1	0	3	0	2	1	0	0	0	0	0	7

	JUG	C/R	REP	BAL	PBO	JCM	ADM	SEC	LCK	P/D	OTH	TOT
GREENE COUNTY	1	0	2	1	0	0	0	0	0	0	0	4
COUNTY TOTAL:	2	0	5	1	2	1	0	0	0	0	0	11
<b>HAMILTON</b>												
HAMILTON CIRCUIT	1	1	2	1	0	2	1	0	0	0	3	11
HAMILTON SUPERIOR 1	1	1	1	1	0	0	0	1	0	0	5	10
HAMILTON SUPERIOR 2	1	1	1	1	0	0	0	1	1	0	4	10
HAMILTON COUNTY	1	0	1	2	0	0	0	0	1	2	8	15
CARMEL CITY	1	0	0	1	0	0	0	0	0	0	2	4
NOBLESVILLE CITY	1	0	0	1	0	0	0	0	0	0	3	5
HAMILTON PROBATION	0	0	0	0	8	0	0	0	0	0	0	8
COUNTY TOTAL:	6	3	5	7	8	2	1	2	2	2	25	63
<b>HANCOCK</b>												
HANCOCK CIRCUIT	1	0	1	1	3	1	0	0	0	0	0	7
HANCOCK SUPERIOR	1	0	1	1	2	0	0	0	0	0	0	5
HANCOCK COUNTY - NOT REPORTING	0	0	0	0	0	0	0	0	0	0	0	0
COUNTY TOTAL:	2	0	2	2	5	1	0	0	0	0	0	12
<b>HARRISON</b>												
HARRISON CIRCUIT	1	2	1	1	2	0	0	0	0	1	0	8
HARRISON COUNTY	1	0	1	1	0	0	0	0	0	0	0	5
COUNTY TOTAL:	2	2	2	2	4	0	0	0	0	1	0	13
<b>HENDRICKS</b>												
HENDRICKS CIRCUIT	1	0	2	1	3	1	0	0	0	1	0	9
HENDRICKS SUPERIOR 1	1	0	2	1	0	0	0	0	0	1	0	5
HENDRICKS SUPERIOR 2	1	0	1	1	0	0	1	0	0	0	2	6
COUNTY TOTAL:	3	0	5	3	3	1	1	0	0	2	2	20
<b>HENRY</b>												
HENRY CIRCUIT	1	1	1	1	0	1	1	0	1	2	1	10
HENRY SUPERIOR	1	0	1	1	0	0	0	0	0	1	1	5
HENRY COUNTY	1	0	2	2	0	0	0	0	0	0	0	5
KNIGHTSTOWN TOWN	1	0	0	0	0	0	0	0	0	0	1	2
HENRY CIR & SUP PROBATION	0	0	0	0	5	0	0	0	0	0	0	5
COUNTY TOTAL:	4	1	4	4	5	1	1	0	1	3	3	27
<b>HOWARD</b>												
HOWARD CIRCUIT	1	1	3	1	10	0	0	0	0	0	0	16
HOWARD SUPERIOR 1	1	0	1	1	0	0	0	0	0	0	1	4
HOWARD SUPERIOR 2	1	0	1	1	0	0	0	0	0	0	0	3
HOWARD COUNTY	1	0	1	3	0	0	0	0	0	0	1	6
HOWARD PUBLIC DEFENDER	0	0	0	0	0	0	0	0	0	10	0	10
COUNTY TOTAL:	4	1	6	6	10	0	0	0	0	10	2	39
<b>HUNTINGTON</b>												
HUNTINGTON CIRCUIT	1	0	1	1	4	0	0	0	0	0	0	7
HUNTINGTON COUNTY	1	0	2	2	1	0	0	0	0	1	0	7
ROANOKE TOWN	1	0	0	0	0	0	0	0	0	0	0	1
COUNTY TOTAL:	3	0	3	3	5	0	0	0	0	1	0	15
<b>JACKSON</b>												
JACKSON CIRCUIT	1	0	1	1	0	0	0	0	0	1	2	6
JACKSON COUNTY	1	0	1	1	0	0	0	1	0	0	0	4
JACKSON CIRCUIT PROBATION	0	0	0	0	3	0	0	0	0	0	0	3
COUNTY TOTAL:	2	0	2	2	3	0	0	1	0	1	2	13

	JUG	C/R	REP	BAL	PBO	JCM	ADM	SEC	LCK	P/D	OTH	TOT
<b>JASPER</b>												
JASPER CIRCUIT	1	0	1	1	4	0	1	1	0	0	0	9
JASPER SUPERIOR	1	0	1	1	0	0	1	1	0	0	0	5
DEMOITTE TOWN	1	0	0	0	0	0	0	1	0	0	0	2
WHEATFIELD TOWN	1	0	0	0	0	0	0	0	0	0	0	1
COUNTY TOTAL:	4	0	2	2	4	0	2	3	0	0	0	17
<b>JAY</b>												
JAY CIRCUIT	1	0	2	1	3	2	0	0	0	1	1	11
JAY COUNTY	1	0	2	0	3	0	0	0	0	1	0	7
DUNKIRK CITY	1	0	0	0	0	0	0	0	0	0	2	3
PORTLAND CITY	1	0	0	0	0	0	0	1	0	0	0	2
COUNTY TOTAL:	4	0	4	1	6	2	0	1	0	2	3	23
<b>JEFFERSON</b>												
JEFFERSON CIRCUIT	1	1	1	1	2	0	0	2	0	0	0	8
JEFFERSON COUNTY	1	0	1	1	0	0	0	1	0	0	1	5
COUNTY TOTAL:	2	1	2	2	2	0	0	3	0	0	1	13
<b>JENNINGS</b>												
JENNINGS CIRCUIT	1	1	2	1	2	0	0	0	0	1	1	9
NORTH VERNON - NOT REPORTING	0	0	0	0	0	0	0	0	0	0	0	0
COUNTY TOTAL:	1	1	2	1	2	0	0	0	0	1	1	9
<b>JOHNSON</b>												
JOHNSON CIRCUIT	1	2	4	1	11	1	0	0	0	2	0	22
JOHNSON SUPERIOR 1	1	0	1	1	1	0	0	0	0	1	3	8
JOHNSON SUPERIOR 2	1	0	1	1	1	0	0	0	0	1	3	8
FRANKLIN CITY	1	0	1	1	0	0	0	0	0	0	1	4
GREENWOOD CITY	1	0	0	1	0	0	0	0	0	0	1	3
NEW WHITELAND TOWN	1	0	0	0	0	0	0	1	0	0	1	3
COUNTY TOTAL:	6	2	7	5	13	1	0	1	0	4	9	48
<b>KNOX</b>												
KNOX CIRCUIT	1	0	2	1	0	0	0	0	0	0	0	4
KNOX SUPERIOR	1	0	2	1	4	0	1	0	0	1	0	10
KNOX COUNTY	1	0	1	1	0	0	0	0	0	0	1	4
BICKNELL CITY	1	0	0	0	0	0	0	0	0	0	0	1
COUNTY TOTAL:	4	0	5	3	4	0	1	0	0	1	1	19
<b>KOSCIUSKO</b>												
KOSCIUSKO ALL COURTS	3	0	3	2	5	0	0	5	0	0	0	18
COUNTY TOTAL:	3	0	3	2	5	0	0	5	0	0	0	18
<b>LAGRANGE</b>												
LAGRANGE CIRCUIT	1	0	1	1	3	0	0	0	0	1	0	7
LAGRANGE COUNTY	1	0	2	0	1	0	0	0	0	1	0	5
COUNTY TOTAL:	2	0	3	1	4	0	0	0	0	2	0	12
<b>LAKE</b>												
LAKE CIRCUIT	1	2	1	2	0	0	0	2	1	0	0	9
LAKE SUPERIOR CIVIL 1-5	5	5	5	11	0	0	4	5	4	0	1	40
LAKE SUPERIOR TITLE IV D DIV	0	1	1	1	0	0	0	1	0	0	0	4
LAKE SUP. JUVENILE	1	3	4	4	35	0	1	11	0	2	0	61
LAKE COUNTY 1	1	0	2	6	4	0	1	4	1	4	2	25



	JUG	C/R	REP	BAL	PBO	JCM	ADM	SEC	LCK	P/D	OTH	TOT
PERRY TOWNSHIP	1	0	0	0	0	0	0	0	0	0	6	7
PIKE TOWNSHIP	1	0	0	0	0	0	0	8	0	0	2	11
WARREN TOWNSHIP	1	0	0	0	0	0	2	7	0	0	0	10
WASHINGTON TOWNSHIP	1	0	0	0	0	0	0	0	0	0	9	10
WAYNE TOWNSHIP	1	0	0	0	0	0	0	0	0	0	3	4
MARION CRIMINAL PROBATION	0	0	0	0	43	0	0	0	0	0	0	43
MARION ALL COURT SERVICES	0	0	0	0	0	0	0	0	0	0	0	0
COUNTY TOTAL:	39	35	50	80	171	0	46	24	1	57	114	617
MARSHALL												
MARSHALL CIRCUIT	1	0	1	1	0	1	1	0	0	1	0	6
MARSHALL SUPERIOR	1	0	1	1	0	1	1	0	0	1	0	6
MARSHALL COUNTY	1	0	1	1	0	0	1	1	0	1	2	8
ARGOS TOWN	1	0	0	0	0	0	0	0	0	0	1	2
MARSHALL PROBATION	0	0	0	0	0	0	0	0	0	0	0	8
COUNTY TOTAL:	4	0	3	3	8	2	3	1	0	3	3	30
MARTIN												
MARTIN CIRCUIT	1	0	1	1	1	0	0	0	0	0	0	6
LOGGCOOTEE CITY-ABOLISHED	0	0	0	0	0	0	0	0	0	0	0	0
COUNTY TOTAL:	1	0	1	1	1	2	0	0	0	0	0	6
MIAMI												
MIAMI CIRCUIT	1	0	1	2	0	1	0	0	0	1	0	6
MIAMI SUPERIOR	1	0	1	1	0	0	0	0	0	0	0	3
PERU CITY	1	0	0	0	0	0	0	0	0	0	0	1
BUNKER HILL TOWN	1	0	0	0	0	0	0	0	0	0	0	1
MIAMI PROBATION	0	0	0	0	4	0	0	0	0	0	0	4
COUNTY TOTAL:	4	0	2	3	4	1	0	0	0	1	0	15
MONROE												
MONROE ALL COURTS	6	1	15	1	23	1	5	0	1	0	0	53
MONROE PUBLIC DEFENDER	0	0	0	0	0	0	0	0	0	9	0	9
COUNTY TOTAL:	6	1	15	1	23	1	5	0	1	9	0	62
MONTGOMERY												
MONTGOMERY CIRCUIT	1	0	1	0	4	1	0	2	0	2	0	11
MONTGOMERY COUNTY	1	0	1	1	0	0	0	0	0	0	0	3
CRAWFORDSVILLE CITY	1	0	0	0	0	0	0	0	0	0	0	1
MONTGOMERY PROBATION	0	0	0	0	4	0	0	0	0	0	0	4
COUNTY TOTAL:	3	0	2	1	8	1	0	2	0	2	0	19
MORGAN												
MORGAN CIRCUIT	1	0	1	1	0	1	0	2	1	0	0	7
MORGAN SUPERIOR	1	1	1	1	0	1	0	0	0	0	3	8
MORGAN COUNTY	1	0	1	1	0	1	0	1	1	0	0	6
MARTINSVILLE CITY	1	0	0	1	0	0	0	0	0	0	1	3
MOORESVILLE TOWN	1	0	0	0	1	0	0	0	0	0	3	5
COUNTY TOTAL:	5	1	3	4	1	3	0	3	2	0	7	29
NEWTON												
NEWTON CIRCUIT	1	0	1	1	1	1	1	0	0	1	0	7
NEWTON SUPERIOR	1	0	1	1	1	0	1	1	0	3	0	9
NEWTON PROBATION STAFF	0	0	0	0	1	0	0	0	0	0	0	1
COUNTY TOTAL:	2	0	2	2	3	1	2	1	0	4	0	17
NOBLE												
NOBLE CIRCUIT	1	0	1	1	3	0	0	1	0	2	0	9

	JUG	C/R	REP	BAL	PBO	JCM	ADM	SEC	LCK	P/D	OTH	TOT
NOBLE SUPERIOR	1	0	1	1	2	0	0	0	0	2	0	7
NOBLE COUNTY	1	0	1	1	1	0	0	0	0	2	0	6
CROMWELL TOWN	1	0	0	0	0	0	0	1	0	0	0	2
COUNTY TOTAL:	4	0	3	3	6	0	0	2	0	6	0	24
OHIO												
OHIO CIRCUIT	1	0	1	0	2	0	0	0	0	1	0	5
OHIO SUPERIOR	1	0	1	1	1	1	0	1	0	1	0	7
COUNTY TOTAL:	2	0	2	1	3	1	0	1	0	2	0	12
ORANGE												
ORANGE CIRCUIT	1	0	1	1	1	0	0	0	0	0	0	4
ORANGE COUNTY	1	0	2	0	0	0	0	0	0	0	0	3
COUNTY TOTAL:	2	0	3	1	1	0	0	0	0	0	0	7
OWEN												
OWEN CIRCUIT	1	1	1	1	2	0	0	1	0	0	0	9
COUNTY TOTAL:	1	1	1	1	2	0	0	3	0	0	0	9
PARKE												
PARKE CIRCUIT	1	0	1	2	2	1	0	0	0	0	0	7
COUNTY TOTAL:	1	0	1	2	2	1	0	0	0	0	0	7
PERRY												
PERRY CIRCUIT	1	0	1	0	2	0	0	1	0	0	0	5
CANNELTON CITY	1	0	0	0	0	0	0	0	0	0	0	1
TELL CITY - CITY	1	0	0	0	0	0	0	1	0	0	0	2
COUNTY TOTAL:	3	0	1	0	2	0	0	2	0	0	0	8
PIKE												
PIKE CIRCUIT	1	1	3	1	1	0	0	0	0	1	0	8
COUNTY TOTAL:	1	1	3	1	1	0	0	0	0	1	0	8
PORTER												
PORTER CIRCUIT	1	0	2	1	9	2	0	1	0	8	0	24
PORTER SUPERIOR 1	1	1	2	1	0	0	0	2	1	0	0	8
PORTER SUPERIOR 2	1	0	1	1	6	2	0	1	0	6	0	18
PORTER SUPERIOR 3	1	0	1	1	0	0	0	0	0	0	0	3
PORTER COUNTY 1	1	0	1	1	0	0	0	0	0	0	0	3
CHESTERTON TOWN	1	0	0	1	0	0	0	0	0	0	2	4
COUNTY TOTAL:	6	1	7	6	15	4	0	4	1	14	2	60
POSEY												
POSEY CIRCUIT	1	0	3	1	2	1	0	0	0	0	0	8
POSEY COUNTY	1	0	1	0	1	0	1	0	0	1	0	5
COUNTY TOTAL:	2	0	4	1	3	1	1	0	0	1	0	13
PULASKI												
PULASKI CIRCUIT	1	0	1	1	1	0	1	0	0	0	0	5
PULASKI COUNTY	1	0	1	0	2	0	1	0	0	1	0	6
COUNTY TOTAL:	2	0	2	1	3	0	2	0	0	1	0	11
PUTNAM												
PUTNAM CIRCUIT	1	0	1	1	2	0	0	0	0	0	0	5
PUTNAM COUNTY	1	0	2	1	0	0	0	0	0	1	0	5
COUNTY TOTAL:	2	0	3	2	2	0	0	0	0	1	0	10

	JUG	C/R	REP	BAL	PBO	JCM	ADM	SEC	LCK	P/P	OTH	TOT
<b>RANDOLPH</b>												
RANDOLPH CIRCUIT	1	0	1	1	2	0	0	1	0	0	0	6
RANDOLPH COUNTY	1	0	1	1	0	0	0	1	0	0	0	4
WINCHESTER CITY	1	0	0	0	0	0	0	0	0	0	2	3
UNION CITY - CITY	1	0	0	0	0	0	0	0	0	0	0	1
COUNTY TOTAL:	4	0	2	2	2	0	0	2	0	0	2	14
<b>RIPLEY</b>												
RIPLEY CIRCUIT	1	1	2	1	1	1	0	0	0	0	0	7
BATESVILLE CITY	1	0	0	0	0	0	0	0	0	0	1	2
VERSAILLES TOWN	1	0	0	0	0	0	0	0	0	0	1	2
COUNTY TOTAL:	3	1	2	1	1	1	0	0	0	0	2	11
<b>RUSH</b>												
RUSH CIRCUIT	1	0	1	1	1	1	1	0	0	1	1	8
RUSH COUNTY	1	0	1	0	0	0	1	0	0	0	0	3
COUNTY TOTAL:	2	0	2	1	1	1	2	0	0	1	1	11
<b>ST. JOSEPH</b>												
ST JOSEPH CIRCUIT	1	1	2	1	15	2	0	3	1	12	0	38
ST JOSEPH SUPERIOR	7	1	7	7	0	0	1	7	0	0	0	30
WALKERTON TOWN	1	0	0	1	0	0	0	0	0	0	1	3
ST JOSEPH PROBATE	1	0	1	1	0	0	0	1	0	0	0	4
ST. JOSEPH JUVENILE DIV.	0	1	0	0	16	0	0	0	0	0	7	24
COUNTY TOTAL:	10	3	10	10	31	2	1	11	1	12	8	99
<b>SCOTT</b>												
SCOTT CIRCUIT	1	0	2	1	1	0	0	0	0	0	2	7
SCOTT COUNTY	1	0	1	1	0	0	0	0	0	0	1	4
COUNTY TOTAL:	2	0	3	2	1	0	0	0	0	0	3	11
<b>SHELBY</b>												
SHELBY CIRCUIT	1	0	1	1	0	0	0	0	0	0	0	5
SHELBY SUPERIOR	1	0	1	2	0	0	0	0	0	1	0	5
SHELBY COUNTY	1	0	3	0	0	0	0	0	0	1	0	5
SHELBY PROBATION	0	0	0	0	6	0	0	0	0	0	0	6
COUNTY TOTAL:	3	0	5	3	6	0	0	2	0	2	0	21
<b>SPENCER</b>												
SPENCER CIRCUIT	1	0	1	0	1	0	0	0	0	0	1	4
ROCKPORT CITY - NOT REPORTING	0	0	0	0	0	0	0	0	0	0	0	0
COUNTY TOTAL:	1	0	1	0	1	0	0	0	0	0	1	4
<b>STARKE</b>												
STARKE CIRCUIT	1	0	2	2	2	0	0	1	0	0	0	8
KNOX CITY	1	1	0	0	0	0	0	1	0	0	0	3
COUNTY TOTAL:	2	1	2	2	2	0	0	2	0	0	0	11
<b>STEBEN</b>												
STEBEN CIRCUIT	1	0	1	1	5	0	0	0	0	1	0	9
STEBEN SUPERIOR	1	0	1	1	1	0	0	0	0	1	0	5
FREMONT TOWN	1	0	0	0	0	0	0	0	0	0	1	2
COUNTY TOTAL:	3	0	2	2	6	0	0	0	0	2	1	16
<b>SULLIVAN</b>												
SULLIVAN CIRCUIT	1	0	1	1	1	1	0	1	0	1	0	7



	JUG	G/R	REP	BAL	PBO	JCM	ADM	SEC	LCK	P/D	OTH	TOT
SULLIVAN COUNTY	1	0	1	1	2	0	0	0	0	0	0	5
COUNTY TOTAL:	2	0	2	2	3	1	0	1	0	1	0	12
SWITZERLAND												
SWITZERLAND CIRCUIT	1	0	1	1	1	0	0	0	0	0	0	4
SWITZERLAND SUPERIOR	1	0	1	1	0	0	0	0	0	0	1	4
COUNTY TOTAL:	2	0	2	2	1	0	0	0	0	0	1	8
TIPPECANOE												
TIPPECANOE CIRCUIT	1	1	1	1	8	0	0	0	0	0	1	13
TIPPECANOE SUPERIOR 1	1	0	2	2	0	0	0	0	0	0	0	5
TIPPECANOE SUPERIOR 2	1	0	1	1	0	0	0	0	0	0	0	3
TIPPECANOE SUPERIOR 3	1	0	1	1	0	0	0	0	0	0	0	3
TIPPECANOE COUNTY 1	1	0	1	1	0	1	0	1	0	0	1	6
TIPPECANOE COUNTY 2	1	0	1	2	0	0	0	1	0	0	1	6
WEST LAFAYETTE CITY	1	0	0	0	0	0	0	0	0	0	1	2
COUNTY TOTAL:	7	1	7	8	8	1	0	2	0	6	4	44
TIPTON												
TIPTON CIRCUIT	1	0	2	2	3	0	0	0	0	1	0	9
TIPTON CITY	1	0	0	0	0	0	0	0	0	0	1	2
SHARPSVILLE TOWN	1	0	0	0	0	0	0	0	0	0	1	2
COUNTY TOTAL:	3	0	2	2	3	0	0	0	0	1	2	13
UNION												
UNION CIRCUIT	1	0	2	1	1	0	0	0	0	0	0	5
COUNTY TOTAL:	1	0	2	1	1	0	0	0	0	0	0	5
VANDERBURGH												
VAND. CIRCUIT - NOT REPORTING	0	0	0	0	0	0	0	0	0	0	0	0
VANDERBURGH SUPERIOR	7	2	10	16	30	0	2	8	0	8	2	85
COUNTY TOTAL:	7	2	10	16	30	0	2	8	0	8	2	85
VERMILLION												
VERMILLION CIRCUIT	1	0	2	1	2	0	0	0	0	0	0	6
CLINTON CITY	1	0	0	0	0	0	0	0	0	0	1	2
COUNTY TOTAL:	2	0	2	1	2	0	0	0	0	0	1	8
VIGO												
VIGO ALL COURTS	4	1	6	5	7	0	1	5	0	8	2	39
TERRE HAUTE CITY	1	0	1	0	0	0	0	0	0	0	0	2
COUNTY TOTAL:	5	1	7	5	7	0	1	5	0	8	2	41
WABASH												
WABASH CIRCUIT	1	0	1	1	2	0	0	0	0	2	0	7
WABASH COUNTY	1	0	1	1	1	0	0	0	0	1	0	5
WABASH CITY	1	0	0	0	0	0	0	0	0	0	1	2
NORTH MANCHESTER TOWN	1	0	0	0	0	0	0	0	0	0	0	1
COUNTY TOTAL:	4	0	2	2	3	0	0	0	0	3	1	15
WARREN												
WARREN CIRCUIT	1	0	1	1	1	0	0	0	0	0	0	4
COUNTY TOTAL:	1	0	1	1	1	0	0	0	0	0	0	4
WARRICK												
WARRICK CIRCUIT	1	0	1	1	2	0	0	0	1	0	0	6

	JUG	C/R	REP	BAL	FBO	JCM	ADM	SEC	LCK	P/D	OTH	TOT
WARRICK SUPERIOR	1	0	5	1	1	0	0	0	0	1	0	9
COUNTY TOTAL:	2	0	6	2	3	0	0	0	1	1	0	15
WASHINGTON												
WASHINGTON CIRCUIT	1	0	2	1	3	0	0	1	0	1	0	9
WASHINGTON SUPERIOR	1	0	1	1	0	0	0	0	0	0	0	3
SALEM CITY - NOT REPORTING	0	0	0	0	0	0	0	0	0	0	0	0
COUNTY TOTAL:	2	0	3	2	3	0	0	1	0	1	0	12
WAYNE												
WAYNE CIRCUIT	1	0	1	1	0	0	0	0	0	1	0	4
WAYNE SUPERIOR 1	1	0	1	2	0	0	0	0	0	0	0	4
WAYNE SUPERIOR 2	1	0	1	1	0	0	0	0	0	1	0	4
WAYNE SUPERIOR 3	1	0	2	1	0	0	0	0	0	0	1	5
HAGERSTOWN TOWN	1	0	0	0	0	0	0	0	0	0	1	2
WAYNE PROBATION	0	0	0	0	9	0	0	0	0	0	0	9
WAYNE PUBLIC DEFENDER	0	0	0	0	0	0	0	0	0	0	0	5
WAYNE COURT SCHEDULING	0	0	0	0	0	0	1	0	0	0	2	3
COUNTY TOTAL:	5	0	5	5	9	0	1	0	0	5	6	36
WELLS												
WELLS CIRCUIT	1	0	1	1	2	0	0	0	0	1	0	6
WELLS SUPERIOR	1	0	1	1	1	0	0	0	0	1	0	5
BLUFFTON CITY	1	0	0	0	0	0	0	0	0	0	1	2
COUNTY TOTAL:	3	0	2	2	3	0	0	0	0	2	1	13
WHITE												
WHITE CIRCUIT	1	0	1	1	4	0	0	0	0	0	0	7
WHITE SUPERIOR	1	0	1	1	0	0	1	0	0	0	0	4
MONON TOWN - NOT REPORTING	0	0	0	0	0	0	0	0	0	0	0	0
COUNTY TOTAL:	2	0	2	2	4	0	1	0	0	0	0	11
WHITLEY												
WHITLEY CIRCUIT	1	0	1	1	2	2	0	0	0	0	0	7
WHITLEY SUPERIOR	1	0	2	1	2	0	0	0	0	0	0	6
COUNTY TOTAL:	2	0	3	2	4	2	0	0	0	0	0	13
GRAND TOTAL:	352	105	415	412	812	71	100	185	28	317	404	3201

1987  
INDIANA JUDICIAL REPORT  
VOLUME III

DIVISION OF STATE COURT ADMINISTRATION  
ROOM 323, STATEHOUSE  
INDIANAPOLIS,  
INDIANA 46204

U.S. Department of Justice  
National Institute of Justice

113817  
(parts 1  
2, & 3)

This document has been reproduced exactly as received from the person or organization originating it. Points of view or opinions stated in this document are those of the authors and do not necessarily represent the official position or policies of the National Institute of Justice.

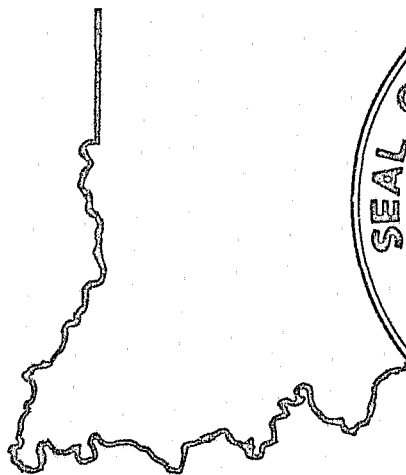
Permission to reproduce this copyrighted material has been granted by  
Indiana Division of State  
Court Administration

to the National Criminal Justice Reference Service (NCJRS)

Further reproduction outside of the NCJRS system requires permission of the copyright owner.

113817

PEJ



1987 INDIANA JUDICIAL REPORT

TABLE OF CONTENTS

<u>VOLUME III</u>	Page
Introduction . . . . .	1
 <u>METHOD OF CASE DISPOSITION</u>	
Jury Trials . . . . .	2
Bench . . . . .	36
Dismissed . . . . .	70
Guilty Pleas/Admissions/Default . . . . .	104
Violations Bureau/Closed . . . . .	138
 <u>VENUED AND TRANSFERRED CASES</u>	
Venued In . . . . .	172
Venued Out . . . . .	206
Transferred Out . . . . .	240

NCJRS

OCT 13 1988

ACQUISITIONS

INTRODUCTION

Volume III of the 1987 Indiana Judicial Report contains data which further defines the trial court caseloads reported in Volume II. This information includes individual court data on the type of case disposition, i.e. by jury trial, dismissed, etc. It also contains tables on the number and type of cases venued into each court.

For a more extensive discussion of the reporting system and Indiana's judicial system, readers should refer to Volumes I and II.









































































METHOD OF DISPOSITION  
 DISPOSED BY JURY TRIAL  
 - - - CRIMINAL - - -

	CF	CM	RCR	IF	OV	MC	JC	JD	JP	JM
TOTALS FOR SUPERIOR AND CIRCUIT COURTS	1,045	32	5	0	0	0	9	19	30	1
TOTALS FOR COUNTY, MUNICIPAL COURTS AND CCF	169	214	0	16	0	3	0	0	0	0
TOTALS FOR SMALL CLAIM COURTS	0	0	0	0	0	0	0	0	0	0
TOTALS FOR CITY & TOWN COURTS	0	28	0	5	0	0	0	0	0	0
TOTALS FOR ALL COURTS	1,214	274	5	21	0	3	9	19	30	1

METHOD OF DISPOSITION  
DISPOSED BY JURY TRIAL  
- - - CIVIL - - -

CP	SC	RCP	DR	RDR	MH	AD	ES	GU	TR	MI	TOTAL
618	0	1	23	10	0	0	0	0	0	2	1,795
43	0	0	0	0	0	0	0	0	0	0	445
0	0	0	0	0	0	0	0	0	0	0	0
2	0	0	0	0	0	0	0	0	0	0	35
663	0	1	23	10	0	0	0	0	0	2	2,275

METHOD OF DISPOSITION  
DISPOSED BY BENCH TRIAL  
--- CRIMINAL ---

	CF	CM	RCR	IF	OV	MC	JC	JD	JP	JM
<b>ADAMS</b>										
ADAMS CIRCUIT COURT	0	0	19	0	0	0	32	26	34	36
ADAMS SUPERIOR COURT	4	17	18	0	0	0	0	0	0	0
ADAMS SUPERIOR COURT CCF	0	0	0	10	3	0	0	0	0	0
TOTAL-COURTS OF RECORD:	4	17	37	19	3	0	32	26	34	36
GRAND TOTAL:	4	17	37	19	3	0	32	26	34	36
<b>ALLEN</b>										
ALLEN CIRCUIT COURT	4	0	32	0	0	0	0	0	0	0
ALLEN SUPERIOR COURT	7	0	161	0	0	0	76	48	63	0
ALLEN SUPERIOR COURT CCF	0	483	0	403	0	0	0	0	0	0
TOTAL-COURTS OF RECORD:	11	483	193	403	0	0	76	48	63	0
GRAND TOTAL:	11	483	193	403	0	0	76	48	63	0
<b>BARTHOLOMEW</b>										
BARTHOLOMEW CIRCUIT COURT	44	1	58	0	0	1	66	61	94	323
BARTHOLOMEW SUPERIOR COURT 1	0	0	18	0	0	0	0	0	0	0
BARTHOLOMEW SUPERIOR COURT 2	0	39	0	0	0	0	0	0	0	0
BARTHOLOMEW SUPERIOR COURT CCF	0	0	0	111	0	0	0	0	0	0
TOTAL-COURTS OF RECORD:	44	40	76	111	0	1	68	61	94	323
GRAND TOTAL:	44	40	76	111	0	1	68	61	94	323
<b>BENTON</b>										
BENTON CIRCUIT COURT	21	71	0	0	0	2	9	1	1	0
BENTON CIRCUIT COURT CCF	0	62	0	141	0	0	0	0	0	0
TOTAL-COURTS OF RECORD:	21	133	0	141	0	2	9	1	1	0
GRAND TOTAL:	21	133	0	141	0	2	9	1	1	0
<b>BLACKFORD</b>										
BLACKFORD CIRCUIT COURT	0	0	1	0	0	0	0	3	5	0
BLACKFORD COUNTY COURT	4	10	0	14	0	0	0	0	0	0
TOTAL-COURTS OF RECORD:	4	10	1	14	0	0	0	3	5	0
HARTFORD CITY CITY COURT	0	9	0	3	0	0	0	0	0	0
MONTPELIER CITY COURT	0	0	0	0	0	0	0	0	0	0
TOTAL-CITY AND TOWN:	0	9	0	3	0	0	0	0	0	0
GRAND TOTAL:	4	19	1	17	0	0	0	3	5	0
<b>BOONE</b>										
BOONE CIRCUIT COURT	0	0	29	0	0	0	18	63	27	1
BOONE SUPERIOR COURT 1	0	0	0	0	0	0	0	0	0	0
BOONE SUPERIOR COURT 2	0	0	0	0	0	0	0	0	0	0
BOONE SUPERIOR COURT 2 CCF	0	20	0	13	0	0	0	0	0	0
TOTAL-COURTS OF RECORD:	0	20	29	13	0	0	18	63	27	1
LEBANON CITY COURT	0	6	0	8	1	0	0	0	0	0
THORNTOWN TOWN COURT	0	0	0	21	0	0	0	0	0	0
ZIONSVILLE TOWN COURT	0	2	0	31	7	0	0	0	0	0
JAMESTOWN TOWN COURT	0	1	0	4	0	0	0	0	0	0
TOTAL-CITY AND TOWN:	0	9	0	64	8	0	0	0	0	0
GRAND TOTAL:	0	29	29	77	8	0	18	63	27	1
<b>BROWN</b>										
BROWN CIRCUIT COURT	1	0	0	0	0	0	0	0	0	0
BROWN CIRCUIT COURT CCF	0	3	1	18	0	0	0	0	0	0





METHOD OF DISPOSITION  
DISPOSED BY BENCH TRIAL  
- - - CRIMINAL - - -

	CF	CM	RCR	IF	OV	MC	JC	JD	JP	JM
<b>BROWN</b>										
TOTAL-COURTS OF RECORD:	1	3	1	18	0	0	0	0	0	0
GRAND TOTAL:	1	3	1	18	0	0	0	0	0	0
<b>CARROLL</b>										
CARROLL CIRCUIT COURT	7	0	18	0	0	1	8	35	24	0
CARROLL CIRCUIT COURT CCF	0	19	9	29	0	0	0	0	0	0
TOTAL-COURTS OF RECORD:	7	19	27	29	0	1	8	35	24	0
DELPHI CITY COURT	0	0	0	0	0	0	0	0	0	0
BURLINGTON TOWN COURT	0	0	0	0	0	0	0	0	0	0
TOTAL-CITY AND TOWN:	0	0	0	0	0	0	0	0	0	0
GRAND TOTAL:	7	19	27	29	0	1	8	35	24	0
<b>CASS</b>										
CASS CIRCUIT COURT	13	0	0	0	0	1	4	40	35	0
CASS CIRCUIT COURT CCF	0	67	38	19	0	1	0	0	0	0
CASS SUPERIOR COURT	6	0	16	0	0	0	0	0	0	0
CASS SUPERIOR COURT CCF	0	41	4	17	0	0	0	0	0	0
TOTAL-COURTS OF RECORD:	19	108	58	36	0	2	4	40	35	0
GRAND TOTAL:	19	108	58	36	0	2	4	40	35	0
<b>CLARK</b>										
CLARK CIRCUIT COURT	1	0	8	0	0	0	0	0	1	0
CLARK SUPERIOR COURT 1	5	0	17	0	0	0	14	86	118	0
CLARK SUPERIOR COURT 2	0	0	0	0	0	0	4	0	31	0
CLARK COUNTY COURT	4	3	0	14	0	0	0	0	0	0
TOTAL-COURTS OF RECORD:	10	3	25	14	0	0	18	86	150	0
CHARLESTOWN CITY COURT	0	36	0	52	12	60	0	0	0	0
JEFFERSONVILLE CITY COURT	0	16	0	10	2	0	0	0	0	0
CLARKSVILLE TOWN COURT	0	6	0	0	0	0	0	0	0	0
TOTAL-CITY AND TOWN:	0	58	0	62	14	60	0	0	0	0
GRAND TOTAL:	10	61	25	76	14	60	18	86	150	0
<b>CLAY</b>										
CLAY CIRCUIT COURT	1	4	18	0	0	0	51	106	50	3
CLAY SUPERIOR COURT	10	16	43	0	0	0	0	0	0	0
CLAY SUPERIOR COURT CCF	0	0	0	25	0	0	0	0	0	0
TOTAL-COURTS OF RECORD:	11	20	61	25	0	0	51	106	50	3
GRAND TOTAL:	11	20	61	25	0	0	51	106	50	3
<b>CLINTON</b>										
CLINTON CIRCUIT COURT	0	0	0	0	0	0	0	6	1	16
CLINTON COUNTY COURT	0	22	2	25	0	0	0	0	0	0
TOTAL-COURTS OF RECORD:	0	22	2	25	0	0	0	6	1	16
FRANKFORT CITY COURT	0	0	0	3	0	0	0	0	0	0
TOTAL-CITY AND TOWN:	0	0	0	3	0	0	0	0	0	0
GRAND TOTAL:	0	22	2	28	0	0	0	6	1	16
<b>CRAWFORD</b>										
CRAWFORD CIRCUIT COURT	0	0	0	0	0	0	10	2	0	0
CRAWFORD CIRCUIT COURT CCF	0	0	0	2	0	0	0	0	0	0
TOTAL-COURTS OF RECORD:	0	0	0	2	0	0	10	2	0	0
GRAND TOTAL:	0	0	0	2	0	0	10	2	0	0
<b>DAVIESS</b>										
DAVIESS CIRCUIT COURT	5	0	17	0	0	3	8	12	15	0

METHOD OF DISPOSITION  
DISPOSED BY BENCH TRIAL  
- - - CIVIL - - -

CP	SC	RCP	DR	RDR	MH	AD	ES	GU	TR	MI	TOTAL
11	0	0	8	0	0	0	0	0	0	0	42
11	0	0	8	0	0	0	0	0	0	0	42
14	0	13	68	77	8	6	0	0	0	12	291
2	74	53	0	0	0	0	0	0	0	0	186
16	74	66	68	77	8	6	0	0	0	12	477
0	0	0	0	0	0	0	0	0	0	0	0
0	0	0	0	0	0	0	0	0	0	0	0
0	0	0	0	0	0	0	0	0	0	0	0
16	74	66	68	77	8	6	0	0	0	12	477
45	0	26	103	168	16	7	0	0	0	4	462
0	0	0	0	0	0	0	0	0	0	0	125
33	0	30	118	115	8	6	0	3	0	5	340
0	176	231	0	0	0	0	0	0	0	0	469
78	176	287	221	283	24	13	0	3	0	9	1,396
78	176	287	221	283	24	13	0	3	0	9	1,396
28	0	4	77	3	0	17	1	0	0	18	158
41	0	7	222	331	0	9	10	28	0	1	889
21	0	2	314	91	0	21	4	8	0	0	496
18	301	0	0	0	0	0	0	0	0	0	340
108	301	13	613	425	0	47	15	36	0	19	1,883
0	0	0	0	0	0	0	0	0	0	0	160
0	0	0	0	0	0	0	0	0	0	0	28
0	0	0	0	0	0	0	0	0	0	0	6
0	0	0	0	0	0	0	0	0	0	0	194
108	301	13	613	425	0	47	15	36	0	19	2,077
129	0	79	81	111	23	15	115	31	0	0	817
53	0	20	75	47	0	0	0	0	0	0	264
0	278	211	0	0	0	0	0	0	0	0	514
182	278	310	156	158	23	15	115	31	0	0	1,595
182	278	310	156	158	23	15	115	31	0	0	1,595
18	0	6	147	67	0	0	0	0	0	0	261
10	162	32	0	0	0	0	0	0	0	0	253
28	162	38	147	67	0	0	0	0	0	0	514
0	0	0	0	0	0	0	0	0	0	0	3
0	0	0	0	0	0	0	0	0	0	0	3
28	162	38	147	67	0	0	0	0	0	0	517
37	0	3	60	3	0	1	0	0	0	3	119
0	51	1	0	0	0	0	0	0	0	0	54
37	51	4	60	3	0	1	0	0	0	3	173
37	51	4	60	3	0	1	0	0	0	3	173
39	0	16	157	57	3	4	51	9	0	1	397

METHOD OF DISPOSITION  
DISPOSED BY BENCH TRIAL  
- - - CRIMINAL - - -

	CF	CM	ROR	IF	OV	MC	JC	JD	JP	JM
<b>DAVISS</b>										
DAVISS COUNTY COURT	0	3	4	13	17	0	0	0	0	0
TOTAL-COURTS OF RECORD:	5	3	21	13	17	3	8	12	15	0
GRAND TOTAL:	5	3	21	13	17	3	8	12	15	0
<b>DEARBORN</b>										
DEARBORN CIRCUIT COURT	3	0	1	0	0	0	6	109	9	0
DEARBORN COUNTY COURT	1	20	70	6	0	0	0	0	0	0
TOTAL-COURTS OF RECORD:	4	20	71	6	0	0	6	109	9	0
AURORA CITY COURT	0	3	0	1	0	0	0	0	0	0
LAWRENCEBURG CITY COURT	0	33	0	25	1	0	0	0	0	0
TOTAL-CITY AND TOWN:	0	36	0	26	1	6	0	0	0	0
GRAND TOTAL:	4	56	71	32	1	6	6	109	9	0
<b>DECATUR</b>										
DECATUR CIRCUIT COURT	1	1	2	0	0	0	0	0	8	0
DECATUR COUNTY COURT	3	9	0	38	0	0	0	0	0	0
TOTAL-COURTS OF RECORD:	4	10	2	38	0	0	0	0	8	0
GRAND TOTAL:	4	10	2	38	0	0	0	0	8	0
<b>DEKALB</b>										
DEKALB CIRCUIT COURT	1	1	11	0	0	0	148	239	37	2
DEKALB SUPERIOR COURT	4	14	104	0	0	12	0	2	0	0
DEKALB SUPERIOR COURT CCF	0	2	0	27	0	0	0	0	0	0
TOTAL-COURTS OF RECORD:	5	17	115	27	0	12	148	241	37	2
BUTLER CITY COURT	0	0	0	0	0	0	0	0	0	0
TOTAL-CITY AND TOWN:	0	0	0	0	0	0	0	0	0	0
GRAND TOTAL:	5	17	115	27	0	12	148	241	37	2
<b>DELAWARE</b>										
DELAWARE CIRCUIT COURT	3	0	11	0	0	0	0	113	12	0
DELAWARE SUPERIOR COURT 1	2	0	10	0	0	0	0	0	1	0
DELAWARE SUPERIOR COURT 2	3	0	17	0	0	0	35	0	8	0
DELAWARE SUPERIOR COURT 3	0	0	0	0	0	0	0	0	0	0
DELAWARE SUPERIOR COURT 3 CCF	0	171	34	82	1	0	0	0	0	0
DELAWARE SUPERIOR COURT 4	0	0	0	0	0	0	0	0	0	0
DELAWARE SUPERIOR COURT 4 CCF	1	36	37	55	0	0	0	0	0	0
TOTAL-COURTS OF RECORD:	9	207	109	137	1	0	35	113	21	0
YORKTOWN TOWN COURT	0	0	0	0	0	0	0	0	0	0
TOTAL-CITY AND TOWN:	0	0	0	0	0	0	0	0	0	0
GRAND TOTAL:	9	207	109	137	1	0	35	113	21	0
<b>DUBOIS</b>										
DUBOIS CIRCUIT COURT	1	12	11	0	0	2	0	34	3	0
DUBOIS SUPERIOR COURT	5	52	27	0	0	0	0	0	0	0
DUBOIS SUPERIOR COURT CCF	0	0	0	89	1	0	0	0	0	0
TOTAL-COURTS OF RECORD:	6	64	38	89	1	2	0	34	3	0
GRAND TOTAL:	6	64	38	89	1	2	0	34	3	0
<b>ELKHART</b>										
ELKHART CIRCUIT COURT	5	0	31	0	0	5	60	53	4	0
ELKHART SUPERIOR COURT 1	0	0	0	0	0	0	0	0	0	0
ELKHART SUPERIOR COURT 2	1	0	31	0	0	16	0	0	172	0

METHOD OF DISPOSITION  
DISPOSED BY BENCH TRIAL  
- - - CIVIL - - -

CP	SC	RCP	DR	RDR	MH	AD	ES	GU	TR	MI	TOTAL
12	157	165	0	0	0	0	0	0	0	0	371
51	157	181	157	57	3	4	51	9	0	1	768
51	157	181	157	57	3	4	51	9	0	1	768
44	0	1	177	143	0	4	0	0	0	18	515
3	69	0	0	0	0	0	0	0	0	0	169
47	69	1	177	143	0	4	0	0	0	18	684
0	0	0	0	0	0	0	0	0	0	0	4
1	0	0	0	0	0	0	0	0	0	0	66
1	0	0	0	0	0	0	0	0	0	0	70
48	69	1	177	143	0	4	0	0	0	18	754
15	0	8	121	33	0	15	0	0	0	0	204
4	155	0	0	0	0	0	0	0	0	0	209
19	155	8	121	33	0	15	0	0	0	0	413
19	155	8	121	33	0	15	0	0	0	0	413
43	0	21	79	147	34	13	201	22	0	26	1,025
26	0	17	131	98	14	2	6	3	0	3	436
0	363	150	0	0	0	0	0	0	0	0	542
69	363	188	210	245	48	15	207	25	0	29	2,003
0	0	0	0	0	0	0	0	0	0	0	0
0	0	0	0	0	0	0	0	0	0	0	0
69	363	188	210	245	48	15	207	25	0	29	2,003
35	0	4	154	73	0	0	0	0	0	2	407
26	0	6	63	101	69	0	0	0	0	0	278
29	0	5	89	101	0	0	0	0	0	1	288
7	0	0	177	42	0	0	0	0	0	0	226
0	176	2	0	0	0	0	0	0	0	0	466
17	0	2	104	16	0	0	0	0	0	0	139
1	134	1	0	0	0	0	0	0	0	1	266
115	310	20	587	333	69	0	0	0	0	4	2,070
0	0	0	0	0	0	0	0	0	0	0	0
0	0	0	0	0	0	0	0	0	0	0	0
115	310	20	587	333	69	0	0	0	0	4	2,070
34	0	15	116	64	23	3	0	0	0	19	337
7	0	2	41	3	0	0	0	0	0	0	137
0	46	3	0	0	0	0	0	0	0	0	139
41	46	20	157	67	23	3	0	0	0	19	613
41	46	20	157	67	23	3	0	0	0	19	613
39	0	24	267	238	0	40	0	0	0	5	771
10	0	0	64	4	0	3	28	0	0	1	110
90	0	41	169	107	42	44	123	12	0	36	884

METHOD OF DISPOSITION  
DISPOSED BY BENCH TRIAL  
- - - CRIMINAL - - -

	CF	CM	RCR	IF	OV	MC	JC	JD	JP	JM
<b>ELKHART</b>										
ELKHART SUPERIOR COURT 3	5	12	12	0	0	0	0	0	2	0
ELKHART COUNTY COURT	1	0	22	0	0	0	0	0	0	0
ELKHART COUNTY COURT	0	9	1	45	5	0	0	0	0	0
TOTAL-COURTS OF RECORD:	12	21	97	45	5	21	60	53	178	0
ELKHART CITY COURT	0	50	0	29	0	0	0	0	0	0
GOSHEN CITY COURT	0	65	1	8	1	0	0	0	0	0
NAPPANEE CITY COURT	0	25	0	29	0	0	0	0	0	0
TOTAL-CITY AND TOWN:	0	140	1	66	1	0	0	0	0	0
GRAND TOTAL:	12	161	98	111	6	21	60	53	178	0
<b>FAYETTE</b>										
FAYETTE CIRCUIT COURT	3	0	16	0	0	0	16	13	14	4
FAYETTE SUPERIOR COURT	0	1	0	0	0	0	0	0	0	0
FAYETTE SUPERIOR COURT CCF	0	0	0	6	0	0	0	0	0	0
TOTAL-COURTS OF RECORD:	3	1	16	6	0	0	16	13	14	4
GRAND TOTAL:	3	1	16	6	0	0	16	13	14	4
<b>FLOYD</b>										
FLOYD CIRCUIT COURT	36	1	15	0	0	7	65	97	58	8
FLOYD SUPERIOR COURT	0	0	4	0	0	0	0	0	0	0
FLOYD COUNTY COURT	0	11	0	8	0	0	0	0	0	0
TOTAL-COURTS OF RECORD:	36	12	19	8	0	7	65	97	58	8
GRAND TOTAL:	36	12	19	8	0	7	65	97	58	8
<b>FOUNTAIN</b>										
FOUNTAIN CIRCUIT COURT	1	9	16	0	0	2	0	3	2	146
FOUNTAIN CIRCUIT COURT CCF	0	0	0	6	0	0	0	0	0	0
TOTAL-COURTS OF RECORD:	1	9	16	6	0	2	0	3	2	146
ATTICA CITY COURT	0	16	0	6	0	0	0	0	0	0
TOTAL-CITY AND TOWN:	0	16	0	6	0	0	0	0	0	0
GRAND TOTAL:	1	25	16	12	0	2	0	3	2	146
<b>FRANKLIN</b>										
FRANKLIN CIRCUIT COURT	0	0	7	5	0	0	9	7	16	0
FRANKLIN CIRCUIT COURT CCF	0	0	0	5	0	0	0	0	0	0
TOTAL-COURTS OF RECORD:	0	0	7	5	0	0	9	7	16	0
GRAND TOTAL:	0	0	7	5	0	0	9	7	16	0
<b>FULTON</b>										
FULTON CIRCUIT COURT	4	0	0	0	0	0	5	11	5	0
FULTON COUNTY COURT	0	24	0	14	0	0	0	0	0	0
TOTAL-COURTS OF RECORD:	4	24	0	14	0	0	5	11	5	0
GRAND TOTAL:	4	24	0	14	0	0	5	11	5	0
<b>GIBSON</b>										
GIBSON CIRCUIT COURT	0	0	1	0	0	0	0	4	47	0
GIBSON SUPERIOR COURT	0	0	0	0	0	0	0	0	0	0
GIBSON SUPERIOR COURT CCF	0	36	21	70	0	0	0	0	0	0
TOTAL-COURTS OF RECORD:	0	36	22	70	0	0	0	4	47	0
GRAND TOTAL:	0	36	22	70	0	0	0	4	47	0
<b>GRANT</b>										
GRANT CIRCUIT COURT	1	0	9	0	0	0	0	0	0	0

METHOD OF DISPOSITION  
DISPOSED BY BENCH TRIAL  
- - - CIVIL - - -

CP	SC	RCP	DR	RDR	MH	AD	ES	GU	TR	MI	TOTAL
50	0	9	150	24	9	7	0	0	0	8	288
7	207	6	0	0	0	0	0	0	0	0	243
0	63	0	0	0	0	0	0	0	0	0	123
196	270	80	650	373	51	94	151	12	0	50	2,419
0	0	0	0	0	0	0	0	0	0	0	79
9	0	3	0	0	0	0	0	0	0	0	87
0	0	0	0	0	0	0	0	0	0	0	54
9	0	3	0	0	0	0	0	0	0	0	220
205	270	83	650	373	51	94	151	12	0	50	2,639
38	0	41	199	162	14	13	0	0	0	9	542
0	0	0	0	0	0	0	0	0	0	0	1
0	40	0	0	0	0	0	0	0	0	0	46
38	40	41	199	162	14	13	0	0	0	9	589
38	40	41	199	162	14	13	0	0	0	9	589
105	0	18	152	108	68	29	10	3	1	6	787
8	0	1	261	23	0	0	0	1	0	0	298
5	109	0	0	0	0	0	0	0	0	0	133
118	109	19	413	131	68	29	10	4	1	6	1,218
118	109	19	413	131	68	29	10	4	1	6	1,218
13	0	14	37	25	17	8	0	2	8	8	311
0	39	19	0	0	0	0	0	0	0	0	64
13	39	33	37	25	17	8	0	2	8	8	375
0	0	0	0	0	0	0	0	0	0	0	22
0	0	0	0	0	0	0	0	0	0	0	22
13	39	33	37	25	17	8	0	2	8	8	397
26	0	5	75	31	0	4	0	0	0	0	180
0	20	0	0	0	0	0	0	0	0	0	25
26	20	5	75	31	0	4	0	0	0	0	205
26	20	5	75	31	0	4	0	0	0	0	205
11	0	14	102	38	0	4	0	0	0	0	194
0	27	0	0	0	0	0	0	0	0	0	65
11	27	14	102	38	0	4	0	0	0	0	259
11	27	14	102	38	0	4	0	0	0	0	259
31	0	12	172	163	7	13	1	0	0	4	455
31	0	9	13	4	0	0	0	0	0	5	62
0	356	215	0	0	0	0	0	0	0	0	698
62	356	236	185	167	7	13	1	0	0	9	1,215
62	356	236	185	167	7	13	1	0	0	9	1,215
126	0	28	481	148	152	38	189	54	0	0	1,226

METHOD OF DISPOSITION  
DISPOSED BY BENCH TRIAL  
- - - CRIMINAL - - -

	CF	CM	RCR	IF	OV	MC	JC	JD	JP	JM
<b>GRANT</b>										
GRANT SUPERIOR COURT 1	0	0	20	0	0	0	0	0	0	0
GRANT SUPERIOR COURT 2	1	0	37	0	0	1	6	8	268	0
GRANT COUNTY COURT	30	68	1	58	0	0	0	0	0	0
TOTAL-COURTS OF RECORD:	32	68	67	58	0	1	6	8	268	0
GAS CITY COURT	0	37	0	25	0	0	0	0	0	0
MARION CITY COURT	0	272	0	45	22	0	0	0	0	0
TOTAL-CITY AND TOWN:	0	309	0	70	22	0	0	0	0	0
GRAND TOTAL:	32	377	67	128	22	1	6	8	268	0
<b>GREENE</b>										
GREENE CIRCUIT COURT	1	0	4	0	0	0	2	14	19	0
GREENE COUNTY COURT	0	10	5	13	0	0	0	0	0	0
TOTAL-COURTS OF RECORD:	1	10	9	13	0	0	2	14	19	0
GRAND TOTAL:	1	10	9	13	0	0	2	14	19	0
<b>HAMILTON</b>										
HAMILTON CIRCUIT COURT	0	0	21	0	0	28	7	402	79	0
HAMILTON SUPERIOR COURT 1	2	3	12	0	0	16	0	0	2	0
HAMILTON SUPERIOR COURT 2	0	0	20	0	0	7	1	3	1	0
HAMILTON COUNTY COURT	5	99	0	94	0	0	0	0	0	0
TOTAL-COURTS OF RECORD:	7	102	53	94	0	51	8	405	82	0
CARMEL CITY COURT	0	32	0	95	46	0	0	0	0	0
NOBLESVILLE CITY COURT	0	11	0	20	17	0	0	0	0	0
TOTAL-CITY AND TOWN:	0	43	0	115	63	0	0	0	0	0
GRAND TOTAL:	7	145	53	209	63	51	8	405	82	0
<b>HANCOCK</b>										
HANCOCK CIRCUIT COURT	0	0	0	0	0	0	0	31	11	0
HANCOCK SUPERIOR COURT	3	0	11	0	0	0	10	4	3	1
HANCOCK COUNTY COURT	0	3	0	35	0	0	0	0	0	0
TOTAL-COURTS OF RECORD:	3	3	11	35	0	3	10	35	14	1
GRAND TOTAL:	3	3	11	35	0	3	10	35	14	1
<b>HARRISON</b>										
HARRISON CIRCUIT COURT	4	0	2	0	0	0	0	25	5	0
HARRISON COUNTY COURT	0	4	0	3	0	0	0	0	0	0
TOTAL-COURTS OF RECORD:	4	4	2	3	0	0	0	25	5	0
GRAND TOTAL:	4	4	2	3	0	0	0	25	5	0
<b>HENDRICKS</b>										
HENDRICKS CIRCUIT COURT	3	0	0	0	0	1	8	233	6	8
HENDRICKS SUPERIOR COURT 1	0	0	17	0	0	0	0	0	0	0
HENDRICKS SUPERIOR COURT 2	0	0	0	0	0	0	0	0	0	0
HENDRICKS SUPERIOR COURT 2 CCF	12	330	127	307	0	0	0	0	0	0
TOTAL-COURTS OF RECORD:	15	330	144	307	0	1	8	233	6	8
GRAND TOTAL:	15	330	144	307	0	1	8	233	6	8
<b>HENRY</b>										
HENRY CIRCUIT COURT	0	0	13	0	0	0	0	16	10	0
HENRY SUPERIOR COURT	0	0	12	0	0	5	27	31	54	31
HENRY COUNTY COURT	14	69	22	29	0	0	0	0	0	0
TOTAL-COURTS OF RECORD:	14	69	47	29	0	5	27	47	64	31



METHOD OF DISPOSITION  
DISPOSED BY BENCH TRIAL  
- - - CIVIL - - -

CP	SC	RCP	DR	RDR	MH	AD	ES	GU	TR	MI	TOTAL
37	0	54	159	284	1	0	0	0	0	1	556
30	0	10	113	192	20	7	0	5	0	2	700
37	1,154	560	0	0	0	0	0	0	0	61	1,969
230	1,154	652	753	624	173	45	189	59	0	64	4,451
0	0	0	0	0	0	0	0	0	0	0	62
0	0	0	0	0	0	0	0	0	0	0	339
0	0	0	0	0	0	0	0	0	0	0	401
230	1,154	652	753	624	173	45	189	59	0	64	4,852
19	0	5	139	35	4	23	0	1	0	1	267
5	150	12	0	0	0	0	0	0	0	0	195
24	150	17	139	35	4	23	0	1	0	1	462
24	150	17	139	35	4	23	0	1	0	1	462
59	0	35	159	162	21	27	0	0	1	85	1,086
101	0	28	214	198	1	6	84	15	4	25	711
60	0	14	190	82	0	2	34	5	0	2	421
17	204	0	0	0	0	0	0	0	0	0	419
237	204	77	563	442	22	35	118	20	5	112	2,637
0	0	0	0	0	0	0	0	0	0	0	173
0	0	0	0	0	0	0	0	0	0	0	48
0	0	0	0	0	0	0	0	0	0	0	221
237	204	77	563	442	22	35	118	20	5	112	2,858
14	0	1	101	20	0	0	0	0	0	1	179
32	0	15	131	50	1	4	0	2	0	3	273
13	48	0	0	0	0	0	0	0	0	0	99
59	48	16	232	70	1	4	0	2	0	4	551
59	48	16	232	70	1	4	0	2	0	4	551
29	0	9	159	65	5	0	0	0	0	0	303
6	49	0	0	0	0	0	0	0	0	0	62
35	49	9	159	65	5	0	0	0	0	0	365
35	49	9	159	65	5	0	0	0	0	0	365
35	0	1	66	9	0	0	0	0	0	24	394
33	0	20	191	111	7	0	0	0	1	4	384
46	0	15	30	0	0	0	0	0	0	0	91
0	345	21	0	0	0	0	0	0	0	2	1,144
114	345	57	287	120	7	0	0	0	1	30	2,013
114	345	57	287	120	7	0	0	0	1	30	2,013
98	0	26	97	106	9	0	11	15	2	5	408
53	0	18	218	119	4	9	77	16	2	2	678
14	525	311	0	0	0	0	0	0	0	0	984
165	525	355	315	225	13	9	88	31	4	7	2,070

METHOD OF DISPOSITION  
DISPOSED BY BENCH TRIAL  
- - - CRIMINAL - - -

	CF	CM	RCR	IF	OV	MC	JC	JD	JP	JM
<b>HENRY</b>										
KNIGHTSTOWN TOWN COURT	0	323	0	185	0	0	0	0	0	0
TOTAL-CITY AND TOWN:	0	323	0	185	0	0	0	0	0	0
GRAND TOTAL:	14	392	47	214	0	5	27	47	64	31
<b>HOWARD</b>										
HOWARD CIRCUIT COURT	2	0	12	0	0	0	28	207	62	0
HOWARD SUPERIOR COURT 1	3	10	52	0	0	3	0	0	1	0
HOWARD SUPERIOR COURT 2	1	0	7	0	0	0	0	0	0	0
HOWARD COUNTY COURT	2	126	0	58	0	0	0	0	0	0
TOTAL-COURTS OF RECORD:	8	136	71	58	0	3	28	207	63	0
GRAND TOTAL:	8	136	71	58	0	3	28	207	63	0
<b>HUNTINGTON</b>										
HUNTINGTON CIRCUIT COURT	9	0	24	0	0	0	22	14	0	0
HUNTINGTON COUNTY COURT	0	14	2	31	4	0	0	0	0	0
TOTAL-COURTS OF RECORD:	9	14	26	31	4	0	22	14	0	0
ROANOKE TOWN COURT	0	0	0	0	0	0	0	0	0	0
TOTAL-CITY AND TOWN:	0	0	0	0	0	0	0	0	0	0
GRAND TOTAL:	9	14	26	31	4	0	22	14	0	0
<b>JACKSON</b>										
JACKSON CIRCUIT COURT	37	0	0	0	0	0	49	86	112	7
JACKSON COUNTY COURT	0	5	0	55	0	0	0	0	0	0
TOTAL-COURTS OF RECORD:	37	5	0	55	0	0	49	86	112	7
GRAND TOTAL:	37	5	0	55	0	0	49	86	112	7
<b>JASPER</b>										
JASPER CIRCUIT COURT	0	0	0	0	0	0	0	15	2	0
JASPER SUPERIOR COURT	0	0	47	0	0	0	0	0	0	0
JASPER SUPERIOR COURT CCF	0	7	57	170	5	2	0	0	0	0
TOTAL-COURTS OF RECORD:	0	7	104	179	5	2	0	15	2	0
DEMOTTE TOWN COURT	0	0	0	7	0	0	0	0	0	0
WHEATFIELD TOWN COURT	0	0	0	0	0	0	0	0	0	0
TOTAL-CITY AND TOWN:	0	0	0	7	0	0	0	0	0	0
GRAND TOTAL:	0	7	104	186	5	2	0	15	2	0
<b>JAY</b>										
JAY CIRCUIT COURT	3	0	29	0	0	0	28	116	80	0
JAY COUNTY COURT	2	51	0	1	0	0	0	0	0	0
TOTAL-COURTS OF RECORD:	5	51	29	1	0	0	28	116	80	0
DUNKIRK CITY COURT	0	0	0	10	0	0	0	0	0	0
PORTLAND CITY COURT	0	21	0	41	0	0	0	0	0	0
TOTAL-CITY AND TOWN:	0	21	0	51	0	0	0	0	0	0
GRAND TOTAL:	5	72	29	52	0	0	28	116	80	0
<b>JEFFERSON</b>										
JEFFERSON CIRCUIT COURT	1	0	10	0	0	1	14	43	66	139
JEFFERSON COUNTY COURT	37	106	0	16	0	0	0	0	0	0
TOTAL-COURTS OF RECORD:	38	106	10	16	0	1	14	43	66	139
GRAND TOTAL:	38	106	10	16	0	1	14	43	66	139
<b>JENNINGS</b>										
JENNINGS CIRCUIT COURT	1	1	21	0	0	0	0	50	31	3

METHOD OF DISPOSITION  
DISPOSED BY BENCH TRIAL  
- - - CIVIL - - -

CP	SC	RCP	DR	RDR	MH	AD	ES	GU	TR	MI	TOTAL
0	0	0	0	0	0	0	0	0	0	0	508
0	0	0	0	0	0	0	0	0	0	0	508
165	525	355	315	225	13	9	88	31	4	7	2,578
30	0	22	156	124	0	46	0	5	0	8	702
115	0	245	289	435	0	0	65	4	0	1	1,223
14	0	68	261	54	0	0	0	0	0	0	405
0	205	0	0	0	0	0	0	0	0	0	391
159	205	335	706	613	0	46	65	9	0	9	2,721
159	205	335	706	613	0	46	65	9	0	9	2,721
15	0	8	26	46	8	0	0	0	0	2	174
10	154	341	0	0	0	0	0	0	0	0	556
25	154	349	26	46	8	0	0	0	0	2	730
0	0	0	0	0	0	0	0	0	0	0	0
0	0	0	0	0	0	0	0	0	0	0	0
25	154	349	26	46	8	0	0	0	0	2	730
128	0	57	201	89	1	16	105	16	0	12	916
4	99	669	0	0	0	0	0	0	0	0	832
132	99	726	201	89	1	16	105	16	0	12	1,748
132	99	726	201	89	1	16	105	16	0	12	1,748
57	0	1	61	24	0	0	10	2	0	0	172
5	0	21	33	20	2	2	6	0	0	0	136
0	352	328	0	0	2	0	0	0	0	2	934
62	352	350	94	44	4	2	16	2	0	2	1,242
0	0	0	0	0	0	0	0	0	0	0	7
0	0	0	0	0	0	0	0	0	0	0	0
0	0	0	0	0	0	0	0	0	0	0	7
62	352	350	94	44	4	2	16	2	0	2	1,249
46	0	30	109	219	13	10	160	87	8	0	938
1	44	0	0	0	0	0	0	0	0	0	99
47	44	30	109	219	13	10	160	87	8	0	1,037
2	0	0	0	0	0	0	0	0	0	0	12
0	0	0	0	0	0	0	0	0	0	0	62
2	0	0	0	0	0	0	0	0	0	0	74
49	44	30	109	219	13	10	160	87	8	0	1,111
22	0	8	170	92	0	22	0	0	0	7	595
14	161	49	0	0	0	0	0	0	0	0	383
36	161	57	170	92	0	22	0	0	0	7	978
36	161	57	170	92	0	22	0	0	0	7	978
74	0	57	203	176	11	5	0	0	0	14	647

METHOD OF DISPOSITION  
DISPOSED BY BENCH TRIAL  
- - - CRIMINAL - - -

	CF	CM	RCR	IF	OV	MC	JC	JD	JP	JM
<b>JENNINGS</b>										
JENNINGS CIRCUIT COURT CCF	0	0	0	0	0	0	0	0	0	0
TOTAL-COURTS OF RECORD:	1	1	21	0	0	0	0	50	31	3
NORTH VERNON CITY COURT	0	0	0	0	0	0	0	0	0	0
NOT REPORTING										
TOTAL-CITY AND TOWN:	0	0	0	0	0	0	0	0	0	0
GRAND TOTAL:	1	1	21	0	0	0	0	50	31	3
<b>JOHNSON</b>										
JOHNSON CIRCUIT COURT	0	1	1	0	0	0	0	0	0	0
JOHNSON SUPERIOR COURT 1	1	0	53	0	0	0	0	0	0	0
JOHNSON SUPERIOR COURT 2	38	0	5	0	0	1	1	0	1	0
JOHNSON SUPERIOR COURT 2 CCF	0	30	4	23	0	0	0	0	0	0
TOTAL-COURTS OF RECORD:	39	31	63	23	0	1	1	0	1	0
FRANKLIN CITY COURT	0	40	0	58	0	0	0	0	0	0
GREENWOOD CITY COURT	0	37	0	178	0	0	0	0	0	0
NEW WHITELAND TOWN COURT	0	20	0	34	10	0	0	0	0	0
TOTAL-CITY AND TOWN:	0	97	0	270	10	0	0	0	0	0
GRAND TOTAL:	39	128	63	293	10	1	1	0	1	0
<b>KNOX</b>										
KNOX CIRCUIT COURT	1	0	0	0	0	0	0	0	0	0
KNOX SUPERIOR COURT	0	0	15	0	0	0	66	90	37	41
KNOX COUNTY COURT	0	5	0	14	0	0	0	0	0	0
TOTAL-COURTS OF RECORD:	1	5	15	14	0	0	66	90	37	41
BICKNELL CITY COURT	0	0	0	0	0	0	0	0	0	0
TOTAL-CITY AND TOWN:	0	0	0	0	0	0	0	0	0	0
GRAND TOTAL:	1	5	15	14	0	0	66	90	37	41
<b>KOSCIUSKO</b>										
KOSCIUSKO CIRCUIT COURT	1	0	8	0	0	1	0	0	0	0
KOSCIUSKO SUPERIOR COURT	4	1	22	0	0	0	43	91	95	0
KOSCIUSKO COUNTY COURT	0	34	9	53	0	0	0	0	0	0
TOTAL-COURTS OF RECORD:	5	35	39	53	0	1	43	91	95	0
GRAND TOTAL:	5	35	39	53	0	1	43	91	95	0
<b>LAGRANGE</b>										
LAGRANGE CIRCUIT COURT	10	0	2	0	0	6	6	23	9	0
LAGRANGE COUNTY COURT	1	35	0	31	1	0	0	0	0	0
TOTAL-COURTS OF RECORD:	11	35	2	31	1	6	6	23	9	0
GRAND TOTAL:	11	35	2	31	1	6	6	23	9	0
<b>LAKE</b>										
LAKE CIRCUIT COURT	0	0	0	0	0	0	0	0	0	0
LAKE SUPERIOR COURT, CIV. 1	0	0	0	0	0	0	0	0	0	0
LAKE SUPERIOR COURT, CIV. 2	0	0	0	0	0	0	0	0	0	0
LAKE SUPERIOR COURT, CIV. 3	0	0	0	0	0	0	0	0	0	0
LAKE SUPERIOR COURT, CIV. 4	0	0	0	0	0	0	0	0	0	0
LAKE SUPERIOR COURT, CIV. 5	0	0	0	0	0	0	0	0	0	0
LAKE SUPERIOR COURT, JUV. DIV.	0	0	0	0	0	0	328	330	1,840	0
LAKE SUPERIOR COURT, CRIM. 1	10	0	54	0	0	0	0	0	0	0
LAKE SUPERIOR COURT, CRIM. 2	6	0	58	0	0	0	0	0	0	0
LAKE SUPERIOR COURT, CRIM. 3	6	0	55	0	0	0	0	0	0	0





METHOD OF DISPOSITION  
DISPOSED BY BENCH TRIAL  
- - - CIVIL - - -

CP	SC	RCP	DR	RDR	MH	AD	ES	GU	TR	MI	TOTAL
1	0	1	0	0	0	0	0	0	0	0	65
4	250	15	0	0	0	0	0	0	0	7	400
16	334	0	0	0	0	0	0	0	0	0	705
5	373	0	0	0	0	0	0	0	0	0	662
1,006	957	255	1,521	1,224	263	103	221	62	0	114	9,248
2	0	0	0	0	0	0	0	0	0	0	27
0	0	0	0	0	0	0	0	0	0	0	2,142
0	0	0	0	0	0	0	0	0	0	0	1,532
93	0	0	0	0	0	0	0	0	0	0	2,222
0	0	0	0	0	0	0	0	0	0	37	1,216
0	0	0	0	0	0	0	0	0	0	0	24
0	0	0	0	0	0	0	0	0	0	0	192
95	0	0	0	0	0	0	0	0	0	37	7,355
1,101	957	255	1,521	1,224	263	103	221	62	0	151	16,603
73	0	8	290	288	51	22	0	18	0	22	1,043
5	0	0	208	35	0	22	110	19	0	0	399
30	0	13	103	57	2	3	9	5	0	3	450
20	0	74	1	0	0	3	0	4	0	1	221
0	160	1,376	0	0	0	0	0	0	0	1	1,639
98	802	95	0	0	0	0	0	0	0	0	1,526
226	962	1,566	602	380	53	50	119	46	0	27	5,278
226	962	1,566	602	380	53	50	119	46	0	27	5,278
46	0	9	128	87	12	0	0	0	0	16	585
22	0	34	155	93	0	0	0	0	0	0	316
4	339	0	0	0	0	0	0	0	0	21	452
72	339	43	283	180	12	0	0	0	0	37	1,353
72	339	43	283	180	12	0	0	0	0	37	1,353
30	0	2	145	131	1	5	0	0	0	27	342
168	0	92	208	82	3	35	139	30	2	1	880
86	0	25	210	492	3	0	0	0	0	10	1,813
34	0	11	294	605	18	16	0	0	0	2	1,012
17	654	575	0	0	0	0	0	0	0	0	1,326
33	1,076	677	0	0	0	0	0	0	0	2	1,927
368	1,730	1,382	857	1,310	25	56	139	30	2	42	7,300
0	0	0	0	0	0	0	0	0	0	0	0
0	0	0	0	0	0	0	0	0	0	0	6,649
0	0	0	0	0	0	0	0	0	0	0	0
0	0	0	0	0	0	0	0	0	0	0	11
0	0	0	0	0	0	0	0	0	0	0	6,660
368	1,730	1,382	857	1,310	25	56	139	30	2	42	13,960
130	0	299	522	1,318	0	0	0	0	0	323	4,522
83	0	38	736	310	0	0	0	0	0	0	1,167
453	0	128	687	854	0	0	0	0	0	0	2,122

METHOD OF DISPOSITION  
DISPOSED BY BENCH TRIAL  
- - - CRIMINAL - - -

	CF	CM	RCR	IF	OV	MC	JC	JD	JP	JM
<b>MARION</b>										
MARION SUPERIOR COURT, CIV. 3	0	0	0	0	0	0	0	0	0	0
MARION SUPERIOR COURT, CIV. 4	0	0	0	0	0	0	0	0	0	0
MARION SUPERIOR COURT, CIV. 5	0	0	0	0	0	0	0	0	0	0
MARION SUPERIOR COURT, CIV. 6	0	0	0	0	0	0	0	0	0	0
MARION SUPERIOR COURT, CIV. 7	0	0	0	0	0	0	0	0	0	0
MARION SUPERIOR COURT, JUV. DIV	0	0	0	0	0	0	51	936	0	0
MARION SUPERIOR COURT, PROB.	0	0	0	0	0	0	0	0	0	0
MARION SUPERIOR COURT, CRIM. 1	33	0	39	0	0	0	0	0	0	0
MARION SUPERIOR COURT, CRIM. 2	51	0	0	0	0	0	0	0	0	0
MARION SUPERIOR COURT, CRIM. 3	8	0	172	0	0	0	0	0	0	0
MARION SUPERIOR COURT, CRIM. 4	9	0	122	0	0	0	0	0	0	0
MARION SUPERIOR COURT, CRIM. 5	12	0	0	0	0	0	0	0	0	0
MARION SUPERIOR COURT, CRIM. 6	11	0	0	0	0	0	0	0	0	0
MARION MUNICIPAL COURT 1	0	0	0	0	0	0	0	0	0	0
MARION MUNICIPAL COURT 2	0	0	0	0	0	0	0	0	0	0
MARION MUNICIPAL COURT 3	9	1,012	0	4	2	0	0	0	0	0
MARION MUNICIPAL COURT 4	398	3,686	0	719	46	0	0	0	0	0
MARION MUNICIPAL COURT 5	253	2,941	0	317	33	0	0	0	0	0
MARION MUNICIPAL COURT 6	632	214	0	7	2	0	0	0	0	0
MARION MUNICIPAL COURT 7	0	0	0	0	0	0	0	0	0	0
MARION MUNICIPAL COURT 8	0	0	0	0	0	0	0	0	0	0
MARION MUNICIPAL COURT 9	109	3,405	0	592	36	0	0	0	0	0
MARION MUNICIPAL COURT 10	259	3,665	0	708	22	0	0	0	0	0
MARION MUNICIPAL COURT 12	0	0	0	1	138	0	0	0	0	0
MARION MUNICIPAL COURT 13	103	1,271	0	3,677	2,958	0	0	0	0	0
MARION MUNICIPAL COURT 14	102	1,757	0	1,346	105	0	0	0	0	0
MARION MUNICIPAL COURT 15	541	412	0	8	9	0	0	0	0	0
MARION MUNICIPAL COURT 16	0	0	0	0	0	0	0	0	0	0
MARION MUNICIPAL COURT 17	7	148	0	0	0	0	0	0	0	0
<b>TOTAL-COURTS OF RECORD:</b>	<b>2,537</b>	<b>18,511</b>	<b>333</b>	<b>7,379</b>	<b>3,351</b>	<b>0</b>	<b>51</b>	<b>936</b>	<b>1,930</b>	<b>0</b>
CENTER TOWNSHIP	0	0	0	0	0	0	0	0	0	0
DECATUR TOWNSHIP DIVISION	0	0	0	0	0	0	0	0	0	0
LAWRENCE TOWNSHIP DIVISION	0	0	0	0	0	0	0	0	0	0
PERRY TOWNSHIP DIVISION	0	0	0	0	0	0	0	0	0	0
PIKE TOWNSHIP DIVISION	0	0	0	0	0	0	0	0	0	0
WARREN TOWNSHIP DIVISION	0	0	0	0	0	0	0	0	0	0
WASHINGTON TOWNSHIP DIVISION	0	0	0	0	0	0	0	0	0	0
WAYNE TOWNSHIP DIVISION	0	0	0	0	0	0	0	0	0	0
<b>TOTAL-SMALL CLAIMS:</b>	<b>0</b>	<b>0</b>	<b>0</b>	<b>0</b>	<b>0</b>	<b>0</b>	<b>0</b>	<b>0</b>	<b>0</b>	<b>0</b>
<b>GRAND TOTAL:</b>	<b>2,537</b>	<b>18,511</b>	<b>333</b>	<b>7,379</b>	<b>3,351</b>	<b>0</b>	<b>51</b>	<b>936</b>	<b>1,930</b>	<b>0</b>
<b>MARSHALL</b>										
MARSHALL CIRCUIT COURT	0	0	0	0	0	0	26	116	66	0
MARSHALL SUPERIOR COURT 1	3	0	21	0	0	0	0	0	6	2
MARSHALL COUNTY COURT	12	43	29	105	0	0	0	0	0	0
<b>TOTAL-COURTS OF RECORD:</b>	<b>15</b>	<b>43</b>	<b>56</b>	<b>105</b>	<b>0</b>	<b>0</b>	<b>26</b>	<b>116</b>	<b>72</b>	<b>2</b>
ARGOS TOWN COURT	0	0	0	0	0	0	0	0	0	0
<b>TOTAL-CITY AND TOWN:</b>	<b>0</b>	<b>0</b>	<b>0</b>	<b>0</b>	<b>0</b>	<b>0</b>	<b>0</b>	<b>0</b>	<b>0</b>	<b>0</b>
<b>GRAND TOTAL:</b>	<b>15</b>	<b>43</b>	<b>56</b>	<b>105</b>	<b>0</b>	<b>0</b>	<b>26</b>	<b>116</b>	<b>72</b>	<b>2</b>
<b>MARTIN</b>										
MARTIN CIRCUIT COURT	0	0	1	0	0	0	4	11	3	1



METHOD OF DISPOSITION  
DISPOSED BY BENCH TRIAL  
- - - CIVIL - - -

CP	SC	RCP	DR	RDR	MH	AD	ES	GU	TR	MI	TOTAL
237	0	208	639	983	0	0	0	0	0	0	2,067
56	0	20	614	318	0	0	0	0	0	0	1,008
91	0	111	537	539	0	0	0	0	0	0	1,278
216	0	96	646	636	0	0	0	0	0	0	1,594
85	0	52	673	367	0	0	0	0	0	0	1,177
0	0	0	0	0	0	0	0	0	0	0	987
279	0	0	0	0	1	593	1,469	824	20	0	3,186
0	0	0	0	0	0	0	0	0	0	0	72
0	0	0	0	0	0	0	0	0	0	0	51
0	0	0	0	0	0	0	0	0	0	0	180
0	0	0	0	0	0	0	0	0	0	0	131
0	0	0	0	0	0	0	0	0	0	0	12
0	0	0	0	0	0	0	0	0	0	0	11
310	0	165	0	0	0	0	0	0	0	0	475
126	0	1,403	0	0	0	0	0	0	0	0	1,529
0	0	0	0	0	163	0	0	0	0	0	1,190
0	0	0	0	0	0	0	0	0	0	0	4,849
0	0	0	0	0	0	0	0	0	0	0	3,544
0	0	0	0	0	0	0	0	0	0	0	855
72	0	0	0	0	0	0	0	0	0	0	72
368	0	759	0	0	0	0	0	0	0	0	1,127
0	0	0	0	0	0	0	0	0	0	0	4,142
0	0	0	0	0	0	0	0	0	0	0	4,654
627	0	14	0	0	0	0	0	0	0	0	780
0	0	0	0	0	0	0	0	0	0	0	8,009
0	0	0	0	0	0	0	0	0	0	0	3,310
0	0	0	0	0	0	0	0	0	0	0	970
0	0	0	0	0	0	0	0	0	0	0	0
0	0	0	0	0	0	0	0	0	0	0	155
3,133	0	3,293	5,054	5,325	164	593	1,469	824	20	323	55,226
0	2,399	1,622	0	0	0	0	0	0	0	598	4,619
0	2,400	3,412	0	0	0	0	0	0	0	23	5,835
0	412	0	0	0	0	0	0	0	0	28	440
0	1,174	334	0	0	0	0	0	0	0	0	1,508
0	1,356	0	0	0	0	0	0	0	0	0	1,356
0	4,124	297	0	0	0	0	0	0	0	0	4,421
0	1,027	1,549	0	0	0	0	0	0	0	0	2,576
0	899	856	0	0	0	0	0	0	0	108	1,863
0	13,791	8,070	0	0	0	0	0	0	0	757	22,618
3,133	13,791	11,363	5,054	5,325	164	593	1,469	824	20	1,080	77,844
77	0	53	185	251	4	17	1	0	0	11	813
22	0	17	99	161	0	0	0	0	0	2	333
8	76	15	0	0	0	0	0	0	0	0	288
107	76	85	284	412	4	17	1	0	0	13	1,434
0	0	0	0	0	0	0	0	0	0	0	0
0	0	0	0	0	0	0	0	0	0	0	0
107	76	85	284	412	4	17	1	0	0	13	1,434
13	0	1	56	9	3	1	0	0	1	2	106

METHOD OF DISPOSITION  
DISPOSED BY BENCH TRIAL  
--- CRIMINAL ---

	CF	CM	RCR	IF	OV	MC	JC	JD	JP	JM
<b>MARTIN</b>										
MARTIN CIRCUIT COURT CCF	0	6	0	14	1	0	0	0	0	0
TOTAL-COURTS OF RECORD:	0	6	1	14	1	0	4	11	3	1
LOOGOOTE CITY COURT	0	0	0	0	0	0	0	0	0	0
ABOLISHED 12/31/87										
TOTAL-CITY AND TOWN:	0	0	0	0	0	0	0	0	0	0
GRAND TOTAL:	0	6	1	14	1	0	4	11	3	1
<b>MIAMI</b>										
MIAMI CIRCUIT COURT	3	33	2	0	0	75	15	54	47	7
MIAMI SUPERIOR COURT	3	43	0	0	0	0	10	10	6	0
MIAMI SUPERIOR COURT CCF	0	0	0	39	0	0	0	0	0	0
TOTAL-COURTS OF RECORD:	6	76	2	39	0	75	25	64	53	7
PERU CITY COURT	0	0	0	0	0	0	0	0	0	0
BUNKER HILL TOWN COURT	0	0	0	0	0	0	0	0	0	0
TOTAL-CITY AND TOWN:	0	0	0	0	0	0	0	0	0	0
GRAND TOTAL:	6	76	2	39	0	75	25	64	53	7
<b>MONROE</b>										
MONROE CIRCUIT COURT	2	0	81	0	0	0	72	58	84	53
MONROE SUPERIOR COURT 1	0	1	72	0	0	0	0	0	0	0
MONROE SUPERIOR COURT 1 CCF	0	0	0	0	0	0	0	0	0	0
MONROE SUPERIOR COURT 2	1	1	50	0	0	0	0	0	0	0
MONROE SUPERIOR COURT 2 CCF	0	0	0	0	0	0	0	0	0	0
MONROE SUPERIOR COURT 3	3	1	96	0	0	0	0	0	0	0
MONROE SUPERIOR COURT 3 CCF	0	0	0	0	0	0	0	0	0	0
MONROE SUPERIOR COURT 4	0	0	0	0	0	0	0	0	0	0
MONROE SUPERIOR COURT 4 CCF	1	125	264	208	0	0	0	0	0	0
MONROE SUPERIOR COURT 5	0	0	0	0	0	0	0	0	0	0
MONROE SUPERIOR COURT 5 CCF	0	0	0	0	342	0	0	0	0	0
TOTAL-COURTS OF RECORD:	7	128	563	208	342	0	72	58	84	53
GRAND TOTAL:	7	128	563	208	342	0	72	58	84	53
<b>MONTGOMERY</b>										
MONTGOMERY CIRCUIT COURT	11	2	0	0	0	0	4	2	5	1
MONTGOMERY COUNTY COURT	1	11	3	4	0	0	0	0	0	0
TOTAL-COURTS OF RECORD:	12	13	3	4	0	0	4	2	5	1
CRAWFORDSVILLE CITY COURT	0	0	0	21	3	0	0	0	0	0
TOTAL-CITY AND TOWN:	0	0	0	21	3	0	0	0	0	0
GRAND TOTAL:	12	13	3	25	3	0	4	2	5	1
<b>MORGAN</b>										
MORGAN CIRCUIT COURT	12	3	21	0	0	0	15	198	56	2
MORGAN SUPERIOR COURT	4	8	56	0	0	0	0	0	0	0
MORGAN COUNTY COURT	9	10	0	0	0	0	0	0	0	0
TOTAL-COURTS OF RECORD:	25	21	87	0	0	0	15	198	56	2
MARTINSVILLE CITY COURT	0	11	0	32	0	0	0	0	0	0
MOORESVILLE TOWN COURT	0	40	0	83	0	0	0	0	0	0
TOTAL-CITY AND TOWN:	0	51	0	115	0	0	0	0	0	0
GRAND TOTAL:	25	72	87	115	0	0	15	198	56	2
<b>NEWTON</b>										
NEWTON CIRCUIT COURT	4	4	0	0	0	1	0	0	0	0



METHOD OF DISPOSITION  
DISPOSED BY BENCH TRIAL  
- - - CRIMINAL - - -

	CF	CM	ROR	IF	OV	MC	JG	JD	JP	JM
<b>NEWTON</b>										
NEWTON SUPERIOR COURT	0	0	0	0	0	0	0	0	0	0
NEWTON SUPERIOR COURT CCF	7	6	9	0	234	0	0	0	0	0
TOTAL-COURTS OF RECORD:	11	10	9	0	234	1	0	0	0	0
GRAND TOTAL:	11	10	9	0	234	1	0	0	0	0
<b>NOBLE</b>										
NOBLE CIRCUIT COURT	0	1	6	0	0	0	8	3	21	0
NOBLE SUPERIOR COURT	0	0	2	0	0	0	13	69	31	0
NOBLE COUNTY COURT	1	9	25	21	2	0	0	0	0	0
TOTAL-COURTS OF RECORD:	1	10	33	21	2	0	21	72	52	0
CROMWELL TOWN COURT	0	0	0	0	0	0	0	0	0	0
TOTAL-CITY AND TOWN:	0	0	0	0	0	0	0	0	0	0
GRAND TOTAL:	1	10	33	21	2	0	21	72	52	0
<b>OHIO</b>										
OHIO CIRCUIT COURT	0	0	0	0	0	0	0	13	0	0
OHIO SUPERIOR COURT	0	0	0	0	0	0	0	0	0	0
OHIO SUPERIOR COURT CCF	0	0	0	5	0	0	0	0	0	0
TOTAL-COURTS OF RECORD:	0	0	0	5	0	0	0	13	0	0
GRAND TOTAL:	0	0	0	5	0	0	0	13	0	0
<b>ORANGE</b>										
ORANGE CIRCUIT COURT	0	0	2	0	0	51	13	31	11	17
ORANGE COUNTY COURT	0	9	0	16	0	0	0	0	0	0
TOTAL-COURTS OF RECORD:	0	9	2	16	0	51	13	31	11	17
GRAND TOTAL:	0	9	2	16	0	51	13	31	11	17
<b>OWEN</b>										
OWEN CIRCUIT COURT	1	5	30	0	0	0	3	4	15	0
OWEN CIRCUIT COURT CCF	0	0	0	15	0	0	0	0	0	0
TOTAL-COURTS OF RECORD:	1	5	30	15	0	0	3	4	15	0
GRAND TOTAL:	1	5	30	15	0	0	3	4	15	0
<b>PARKE</b>										
PARKE CIRCUIT COURT	1	0	0	0	0	0	4	4	0	0
PARKE CIRCUIT COURT CCF	0	16	0	8	0	0	0	0	0	0
TOTAL-COURTS OF RECORD:	1	16	0	8	0	0	4	4	0	0
GRAND TOTAL:	1	16	0	8	0	0	4	4	0	0
<b>PERRY</b>										
PERRY CIRCUIT COURT	0	0	26	0	0	0	7	8	8	0
PERRY CIRCUIT COURT CCF	0	0	0	0	0	0	0	0	0	0
TOTAL-COURTS OF RECORD:	0	0	26	0	0	0	7	8	8	0
CANNELTON CITY COURT	0	0	0	0	0	0	0	0	0	0
ABOLISHED 12/31/87										
TELL CITY CITY COURT	0	0	0	0	0	0	0	0	0	0
TOTAL-CITY AND TOWN:	0	0	0	0	0	0	0	0	0	0
GRAND TOTAL:	0	0	26	0	0	0	7	8	8	0
<b>PIKE</b>										
PIKE CIRCUIT COURT	7	0	11	0	0	9	3	14	15	0
PIKE CIRCUIT COURT CCF	0	3	6	11	0	0	0	0	0	0



METHOD OF DISPOSITION  
DISPOSED BY BENCH TRIAL  
--- CRIMINAL ---

	CF	CM	RCR	IF	OV	MC	JC	JD	JP	JM
<b>PIKE</b>										
TOTAL-COURTS OF RECORD:	7	3	17	11	0	9	3	14	15	0
GRAND TOTAL:	7	3	17	11	0	9	3	14	15	0
<b>PORTER</b>										
PORTER CIRCUIT COURT	3	0	100	0	0	13	151	350	121	2
PORTER CIR & SUP 1 AND 2										
PORTER SUPERIOR COURT 3	6	14	137	0	0	0	0	0	0	0
PORTER SUPERIOR COURT 3 CCF	0	0	0	60	0	0	0	0	0	0
PORTER COUNTY COURT	6	59	6	84	0	0	0	0	0	0
TOTAL-COURTS OF RECORD:	15	73	243	144	0	13	151	350	121	2
CHESTERTON TOWN COURT	0	0	0	28	3	0	0	0	0	0
TOTAL-CITY AND TOWN:	0	0	0	28	8	0	0	0	0	0
GRAND TOTAL:	15	73	243	172	8	13	151	350	121	2
<b>POSEY</b>										
POSEY CIRCUIT COURT	0	0	2	0	0	0	1	2	3	0
POSEY COUNTY COURT	0	3	9	8	9	0	0	0	0	0
TOTAL-COURTS OF RECORD:	0	3	11	8	9	0	1	2	3	0
GRAND TOTAL:	0	3	11	8	9	0	1	2	3	0
<b>PULASKI</b>										
PULASKI CIRCUIT COURT	0	0	17	0	0	10	1	21	7	1
PULASKI COUNTY COURT	0	4	6	2	0	0	0	0	0	0
TOTAL-COURTS OF RECORD:	0	4	23	2	0	10	1	21	7	1
GRAND TOTAL:	0	4	23	2	0	10	1	21	7	1
<b>PUTNAM</b>										
PUTNAM CIRCUIT COURT	1	0	22	0	0	7	9	4	21	0
PUTNAM COUNTY COURT	1	10	26	43	0	2	0	0	0	0
TOTAL-COURTS OF RECORD:	2	10	48	43	0	9	9	4	21	0
GRAND TOTAL:	2	10	48	43	0	9	9	4	21	0
<b>RANDOLPH</b>										
RANDOLPH CIRCUIT COURT	0	0	6	0	0	3	45	65	17	4
RANDOLPH COUNTY COURT	0	1	2	0	0	0	0	0	0	0
TOTAL-COURTS OF RECORD:	0	1	8	0	0	3	45	65	17	4
WINCHESTER CITY COURT	0	0	0	4	1	0	0	0	0	0
UNION CITY COURT	0	11	0	1	0	0	0	0	0	0
TOTAL-CITY AND TOWN:	0	11	0	5	1	0	0	0	0	0
GRAND TOTAL:	0	12	8	5	1	3	45	65	17	4
<b>RIPLEY</b>										
RIPLEY CIRCUIT COURT	4	1	25	0	0	2	3	11	16	87
RIPLEY CIRCUIT COURT CCF	0	0	0	0	0	0	0	0	0	0
TOTAL-COURTS OF RECORD:	4	1	25	0	0	2	3	11	16	87
BATESVILLE CITY COURT	0	132	0	48	2	23	0	0	0	0
VERSAILLES CITY COURT	0	9	0	13	0	0	0	0	0	0
TOTAL-CITY AND TOWN:	0	141	0	61	2	23	0	0	0	0
GRAND TOTAL:	4	142	25	61	2	25	3	11	16	87
<b>RUSH</b>										
RUSH CIRCUIT COURT	36	3	1	0	0	0	14	5	25	0

METHOD OF DISPOSITION  
DISPOSED BY BENCH TRIAL  
- - - CIVIL - - -

CP	SC	RCP	DR	RDR	MH	AD	ES	GU	TR	MI	TOTAL
33	57	33	102	52	0	0	0	0	0	0	356
33	57	33	102	52	0	0	0	0	0	0	356
298	0	39	607	841	156	2	0	0	0	81	2,764
5	0	0	13	2	0	0	0	0	0	0	177
1	464	1,144	0	0	0	0	0	0	0	0	1,669
13	231	0	0	0	0	0	0	0	0	0	399
317	695	1,183	620	843	156	2	0	0	0	81	5,009
0	0	0	0	0	0	0	0	0	0	0	36
0	0	0	0	0	0	0	0	0	0	0	36
317	695	1,183	620	843	156	2	0	0	0	81	5,045
8	0	8	116	83	7	6	0	0	0	0	236
6	83	31	0	0	0	0	0	0	0	0	149
14	83	39	116	83	7	6	0	0	0	0	385
14	83	39	116	83	7	6	0	0	0	0	385
35	0	40	59	73	3	7	43	8	0	2	327
0	26	0	0	0	0	0	0	0	0	0	38
35	26	40	59	73	3	7	43	8	0	2	365
35	26	40	59	73	3	7	43	8	0	2	365
64	0	12	164	128	5	0	0	0	1	26	464
33	201	264	0	0	0	0	0	0	0	0	580
97	201	276	164	128	5	0	0	0	1	26	1,044
97	201	276	164	128	5	0	0	0	1	26	1,044
33	0	15	196	146	29	21	0	0	0	2	582
5	153	75	0	0	0	0	0	0	0	2	238
38	153	90	196	146	29	21	0	0	0	4	820
0	0	0	0	0	0	0	0	0	0	0	5
0	0	0	0	0	0	0	0	0	0	0	12
0	0	0	0	0	0	0	0	0	0	0	17
38	153	90	196	146	29	21	0	0	0	4	837
27	0	30	112	90	0	3	53	5	0	3	472
0	184	364	0	0	0	0	0	0	0	0	548
27	184	394	112	90	0	3	53	5	0	3	1,020
58	0	19	0	0	0	0	0	0	0	0	282
0	0	0	0	0	0	0	0	0	0	0	22
58	0	19	0	0	0	0	0	0	0	0	304
85	184	413	112	90	0	3	53	5	0	3	1,324
28	0	25	82	44	1	8	76	11	0	8	367

METHOD OF DISPOSITION  
DISPOSED BY BENCH TRIAL  
- - - CRIMINAL - - -

	CF	GM	RCR	IF	OV	MC	JC	JD	JP	JM
<b>RUSH</b>										
RUSH COUNTY COURT	19	160	29	10	0	2	0	0	0	0
TOTAL-COURTS OF RECORD:	55	163	30	10	0	2	14	5	25	0
GRAND TOTAL:	55	163	30	10	0	2	14	5	25	0
<b>ST. JOSEPH</b>										
ST. JOSEPH CIRCUIT COURT	4	0	0	0	0	0	0	0	0	0
ST. JOSEPH SUPERIOR COURT	5	0	310	0	0	2	0	0	0	0
ST. JOSEPH SUPERIOR COURT CCF	0	1,714	0	399	0	0	0	0	0	0
ST. JOSEPH PROBATE COURT	0	0	0	0	0	0	251	656	802	0
TOTAL-COURTS OF RECORD:	9	1,714	310	399	0	2	251	656	802	0
WALKERTON TOWN COURT	0	0	0	0	0	0	0	0	0	0
TOTAL-CITY AND TOWN:	0	0	0	0	0	0	0	0	0	0
GRAND TOTAL:	9	1,714	310	399	0	2	251	656	802	0
<b>SCOTT</b>										
SCOTT CIRCUIT COURT	0	0	2	0	0	0	8	20	36	0
SCOTT COUNTY COURT	1	7	6	41	0	0	0	0	0	0
TOTAL-COURTS OF RECORD:	1	7	8	41	0	0	8	20	36	0
GRAND TOTAL:	1	7	8	41	0	0	8	20	36	0
<b>SHELBY</b>										
SHELBY CIRCUIT COURT	3	0	0	0	0	0	0	0	0	0
SHELBY SUPERIOR COURT	1	0	12	0	0	0	11	52	13	0
SHELBY COUNTY COURT	0	55	9	39	0	5	0	0	0	0
TOTAL-COURTS OF RECORD:	4	55	21	39	0	5	11	52	13	0
GRAND TOTAL:	4	55	21	39	0	5	11	52	13	0
<b>SPENCER</b>										
SPENCER CIRCUIT COURT	0	0	1	0	0	0	1	2	7	0
SPENCER CIRCUIT COURT CCF	0	7	0	29	0	0	0	0	0	0
TOTAL-COURTS OF RECORD:	0	7	1	29	0	0	1	2	7	0
ROCKPORT CITY COURT	0	48	0	0	0	0	0	0	0	0
2, 3 & 4 QUARTERS AVERAGED										
TOTAL-CITY AND TOWN:	0	48	0	0	0	0	0	0	0	0
GRAND TOTAL:	0	55	1	29	0	0	1	2	7	0
<b>STARKE</b>										
STARKE CIRCUIT COURT	0	1	8	0	0	0	5	27	24	0
STARKE CIRCUIT COURT CCF	0	0	0	0	0	0	0	0	0	0
TOTAL-COURTS OF RECORD:	0	1	8	0	0	0	5	27	24	0
KNOX CITY COURT	0	20	0	20	0	0	0	0	0	0
TOTAL-CITY AND TOWN:	0	20	0	20	0	0	0	0	0	0
GRAND TOTAL:	0	21	8	20	0	0	5	27	24	0
<b>STIEUBEN</b>										
STIEUBEN CIRCUIT COURT	1	2	5	0	0	2	14	11	28	12
STIEUBEN SUPERIOR COURT	0	0	0	0	0	0	0	0	0	0
STIEUBEN SUPERIOR COURT CCF	0	26	0	4	0	0	0	0	0	0
TOTAL-COURTS OF RECORD:	1	28	5	4	0	2	14	11	28	12
FREMONT TOWN COURT	0	0	0	58	2	0	0	0	0	0
TOTAL-CITY AND TOWN:	0	0	0	58	2	0	0	0	0	0
GRAND TOTAL:	1	28	5	62	2	2	14	11	28	12
<b>SULLIVAN</b>										
SULLIVAN CIRCUIT COURT	13	0	0	0	0	0	12	0	17	0



METHOD OF DISPOSITION  
DISPOSED BY BENCH TRIAL  
- - - CIVIL - - -

CP	SC	RCP	DR	RDR	MH	AD	ES	GU	TR	MI	TOTAL
0	96	37	0	0	0	0	0	0	0	2	355
28	96	62	82	44	1	8	76	11	0	10	722
28	96	62	82	44	1	8	76	11	0	10	722
209	0	75	592	80	0	0	15	3	0	95	1,073
195	0	443	587	1,410	47	0	7	1	0	0	3,007
0	1,789	5,543	0	0	0	0	0	0	0	0	9,445
0	0	0	0	0	0	0	0	0	0	0	1,709
404	1,789	6,061	1,179	1,490	47	0	22	4	0	95	15,234
0	0	0	0	0	0	0	0	0	0	0	0
0	0	0	0	0	0	0	0	0	0	0	0
404	1,789	6,061	1,179	1,490	47	0	22	4	0	95	15,234
29	0	11	211	96	58	8	0	0	0	1	480
31	118	75	0	0	0	0	0	0	0	0	279
60	118	86	211	96	58	8	0	0	0	1	759
60	118	86	211	96	58	8	0	0	0	1	759
47	0	38	148	209	0	10	125	17	3	8	608
30	0	5	110	47	0	9	0	0	0	0	290
10	232	324	0	0	0	0	0	0	0	0	674
87	232	367	258	256	0	19	125	17	3	8	1,572
87	232	367	258	256	0	19	125	17	3	8	1,572
70	0	26	129	25	3	7	0	0	0	0	271
0	96	38	0	0	0	0	0	0	0	0	170
70	96	64	129	25	3	7	0	0	0	0	441
0	0	0	0	0	0	0	0	0	0	0	48
0	0	0	0	0	0	0	0	0	0	0	48
70	96	64	129	25	3	7	0	0	0	0	489
79	0	169	142	192	0	19	73	27	0	2	768
0	111	81	0	0	0	0	0	0	0	0	192
79	111	250	142	192	0	19	73	27	0	2	960
0	0	0	0	0	0	0	0	0	0	0	40
0	0	0	0	0	0	0	0	0	0	0	40
79	111	250	142	192	0	19	73	27	0	2	1,000
41	0	19	109	189	2	3	1	4	0	31	474
3	0	9	36	0	0	0	0	0	0	0	48
0	73	0	0	0	0	0	0	0	0	0	103
44	73	28	145	189	2	3	1	4	0	31	625
0	0	0	0	0	0	0	0	0	0	0	60
0	0	0	0	0	0	0	0	0	0	0	60
44	73	28	145	189	2	3	1	4	0	31	685
157	0	4	148	31	11	4	69	12	0	0	478

METHOD OF DISPOSITION  
DISPOSED BY BENCH TRIAL  
- - - CRIMINAL - - -

	CF	CM	RCR	IF	OV	MC	JC	JD	JP	JM
<b>SULLIVAN</b>										
SULLIVAN COUNTY COURT	0	12	1	11	0	3	0	0	0	0
TOTAL-COURTS OF RECORD:	13	12	1	11	0	3	12	0	17	0
GRAND TOTAL:	13	12	1	11	0	3	12	0	17	0
<b>SWITZERLAND</b>										
SWITZERLAND CIRCUIT COURT	0	1	2	0	0	0	2	37	6	34
SWITZERLAND CIR & SUP										
SWITZERLAND CIRCUIT COURT CCF	0	0	0	0	0	0	0	0	0	0
SWITZERLAND CIR & SUP										
TOTAL-COURTS OF RECORD:	0	1	2	0	0	0	2	37	6	34
GRAND TOTAL:	0	1	2	0	0	0	2	37	6	34
<b>TIPPECANOE</b>										
TIPPECANOE CIRCUIT COURT	2	0	0	0	0	0	0	0	4	0
TIPPECANOE SUPERIOR COURT 1	2	0	48	0	0	0	0	0	0	0
TIPPECANOE SUPERIOR COURT 2	0	0	6	0	0	0	0	0	0	0
TIPPECANOE SUPERIOR COURT 3	0	1	0	0	0	0	149	8	152	441
TIPPECANOE COUNTY COURT 1	0	0	0	20	9	0	0	0	0	0
TIPPECANOE COUNTY COURT 2	0	0	0	37	0	0	0	0	0	0
TOTAL-COURTS OF RECORD:	4	1	54	57	9	0	149	83	156	441
WEST LAFAYETTE CITY COURT	0	2	0	82	59	0	0	0	0	0
TOTAL-CITY AND TOWN:	0	2	0	82	59	0	0	0	0	0
GRAND TOTAL:	4	3	54	139	68	0	149	83	156	441
<b>TIPTON</b>										
TIPTON CIRCUIT COURT	4	0	0	0	0	0	6	4	5	0
TIPTON CIRCUIT COURT CCF	0	0	0	0	0	0	0	0	0	0
TOTAL-COURTS OF RECORD:	4	0	0	0	0	0	6	4	5	0
TIPTON CITY COURT	0	2	0	15	0	0	0	0	0	0
SHARPSVILLE TOWN COURT	0	1	0	36	0	0	0	0	0	0
TOTAL-CITY AND TOWN:	0	3	0	51	0	0	0	0	0	0
GRAND TOTAL:	4	3	0	51	0	0	6	4	5	0
<b>UNION</b>										
UNION CIRCUIT COURT	0	0	0	0	0	0	0	0	0	0
UNION CIRCUIT COURT CCF	0	0	0	0	0	0	0	0	0	0
TOTAL-COURTS OF RECORD:	0	0	0	0	0	0	0	0	0	0
GRAND TOTAL:	0	0	0	0	0	0	0	0	0	0
<b>VANDERBURGH</b>										
VANDERBURGH CIRCUIT COURT	28	0	48	0	0	0	0	0	0	0
2, 3 & 4 QUARTERS AVERAGED										
VANDERBURGH SUPERIOR COURT	0	0	0	0	0	0	622	301	435	0
JUVENILE										
VANDERBURGH SUPERIOR COURT CCF	0	0	0	0	53	0	0	0	0	0
VANDERBURGH SUPERIOR COURT	21	0	0	0	0	0	0	0	0	0
VANDERBURGH SUPERIOR COURT CCF	0	173	0	130	0	0	0	0	0	0
MISDEMEANOR										
TOTAL-COURTS OF RECORD:	49	173	48	130	53	0	622	301	435	0
GRAND TOTAL:	49	173	48	130	53	0	622	301	435	0
<b>VERMILLION</b>										
VERMILLION CIRCUIT COURT	0	0	6	0	0	0	38	2	44	0

METHOD OF DISPOSITION  
DISPOSED BY BENCH TRIAL  
- - - CIVIL - - -

CP	SC	RCP	DR	RDR	MH	AD	ES	GU	TR	MI	TOTAL
0	32	3	0	0	0	0	0	0	0	2	64
157	32	7	148	31	11	4	69	12	0	2	542
157	32	7	148	31	11	4	69	12	0	2	542
10	0	0	31	0	0	17	2	0	0	0	142
0	57	2	0	0	0	0	0	0	0	0	59
10	57	2	31	0	0	17	2	0	0	0	201
10	57	2	31	0	0	17	2	0	0	0	201
76	0	1	77	3	55	11	0	37	0	2	268
9	0	10	289	226	9	0	0	0	0	0	593
13	0	4	239	58	6	0	0	0	0	0	326
0	0	0	6	16	0	0	0	0	0	0	848
50	921	447	0	0	0	0	0	0	0	0	1,447
0	0	0	0	0	0	0	0	0	0	0	37
148	921	462	611	303	70	11	0	37	0	2	3,519
0	0	0	0	0	0	0	0	0	0	0	143
0	0	0	0	0	0	0	0	0	0	0	143
148	921	462	611	303	70	11	0	37	0	2	3,662
22	0	6	74	39	5	5	0	0	0	0	170
0	55	0	0	0	0	0	0	0	0	0	55
22	55	6	74	39	5	5	0	0	0	0	225
0	0	0	0	0	0	0	0	0	0	0	17
0	0	0	0	0	0	0	0	0	0	0	37
0	0	0	0	0	0	0	0	0	0	0	54
22	55	6	74	39	5	5	0	0	0	0	279
11	0	2	29	24	0	0	0	0	0	1	67
4	15	2	0	0	0	0	0	0	0	0	21
15	15	4	29	24	0	0	0	0	0	1	88
15	15	4	29	24	0	0	0	0	0	1	88
52	0	0	0	0	0	0	0	0	0	0	128
13	0	0	0	0	0	112	342	308	1	0	2,134
0	2,255	833	0	0	0	0	0	0	0	0	3,141
761	0	356	1,770	747	183	0	0	0	0	0	3,838
0	0	0	0	0	0	0	0	0	0	0	303
826	2,255	1,189	1,770	747	183	112	342	308	1	0	9,544
826	2,255	1,189	1,770	747	183	112	342	308	1	0	9,544
31	0	14	62	52	0	9	3	0	0	0	261

METHOD OF DISPOSITION  
DISPOSED BY BENCH TRIAL  
- - - CRIMINAL - - -

	CF	CM	RCR	IF	OV	NC	JC	JD	JP	JM
<b>VERMILLION</b>										
VERMILLION CIRCUIT COURT CCF	0	17	2	4	0	0	0	0	0	0
TOTAL-COURTS OF RECORD:	0	17	8	4	0	0	38	2	44	0
CLINTON CITY COURT	0	3	0	5	0	0	0	0	0	0
TOTAL-CITY AND TOWN:	0	3	0	5	0	0	0	0	0	0
GRAND TOTAL:	0	20	8	9	0	0	38	2	44	0
<b>VIGO</b>										
VIGO CIRCUIT COURT	3	0	11	0	0	0	0	33	214	11
VIGO SUPERIOR COURT 1	0	4	13	0	0	59	0	0	0	0
VIGO SUPERIOR COURT 2	0	0	0	0	0	0	0	0	0	0
VIGO COUNTY COURT - DIV. 4	0	0	0	0	0	0	0	0	0	0
VIGO COUNTY COURT - DIV. 5	0	8	0	0	0	0	0	0	0	0
TOTAL-COURTS OF RECORD:	3	12	24	0	0	59	0	33	214	11
TERRE HAUTE CITY COURT	0	205	0	95	0	0	0	0	0	0
TOTAL-CITY AND TOWN:	0	205	0	95	0	0	0	0	0	0
GRAND TOTAL:	3	217	24	95	0	59	0	33	214	11
<b>WABASH</b>										
WABASH CIRCUIT COURT	1	0	8	0	0	0	15	32	11	1
WABASH COUNTY COURT	0	1	67	4	0	0	0	0	0	0
TOTAL-COURTS OF RECORD:	1	1	75	4	0	0	15	32	11	1
WABASH CITY COURT	0	0	0	0	0	0	0	0	0	0
NORTH MANCHESTER TOWN COURT	0	0	0	9	0	0	0	0	0	0
TOTAL-CITY AND TOWN:	0	0	0	9	0	0	0	0	0	0
GRAND TOTAL:	1	1	75	13	0	0	15	32	11	1
<b>WARREN</b>										
WARREN CIRCUIT COURT	0	0	7	0	0	3	4	8	11	9
WARREN CIRCUIT COURT CCF	0	4	1	7	1	2	0	0	0	0
TOTAL-COURTS OF RECORD:	0	4	8	7	1	5	4	8	11	9
GRAND TOTAL:	0	4	8	7	1	5	4	8	11	9
<b>WARRICK</b>										
WARRICK CIRCUIT COURT	2	0	10	0	0	0	1	18	17	0
WARRICK SUPERIOR COURT	3	0	25	0	0	60	0	10	3	0
WARRICK SUPERIOR COURT CCF	0	17	0	16	0	0	0	0	0	0
TOTAL-COURTS OF RECORD:	5	17	35	16	0	60	1	28	20	0
GRAND TOTAL:	5	17	35	16	0	60	1	28	20	0
<b>WASHINGTON</b>										
WASHINGTON CIRCUIT COURT	0	0	79	0	0	0	0	0	0	0
WASHINGTON CIRCUIT COURT CCF	0	0	0	0	0	0	0	0	0	0
WASHINGTON SUPERIOR COURT	0	0	0	0	0	0	0	0	0	0
WASHINGTON SUPERIOR COURT CCF	0	0	26	0	0	0	0	0	0	0
TOTAL-COURTS OF RECORD:	0	0	105	0	0	0	0	0	0	0
SALEM CITY COURT	0	2	0	20	0	0	0	0	0	0
TOTAL-CITY AND TOWN:	0	2	0	20	0	0	0	0	0	0
GRAND TOTAL:	0	2	105	20	0	0	0	0	0	0
<b>WAYNE</b>										
WAYNE CIRCUIT COURT	2	4	15	0	0	0	18	34	3	24
WAYNE SUPERIOR COURT 1	0	0	29	0	0	0	13	19	1	20

METHOD OF DISPOSITION  
DISPOSED BY BENCH TRIAL  
- - - CIVIL - - -

CP	SC	RCP	DR	RDR	MH	AD	ES	GU	TR	MI	TOTAL
0	189	88	0	0	0	0	0	0	0	0	300
31	189	102	62	52	0	9	3	0	0	0	561
0	0	0	0	0	0	0	0	0	0	0	8
0	0	0	0	0	0	0	0	0	0	0	8
31	189	102	62	52	0	9	3	0	0	0	569
6	0	1	3	9	0	0	0	0	0	3	294
35	0	11	187	116	0	0	0	0	0	9	434
28	0	15	314	150	116	0	0	0	0	0	623
226	814	663	0	0	0	0	0	0	0	0	1,703
0	195	0	0	0	0	0	0	0	0	0	203
295	1,009	690	504	275	116	0	0	0	0	12	3,257
0	0	0	0	0	0	0	0	0	0	0	300
0	0	0	0	0	0	0	0	0	0	0	300
295	1,009	690	504	275	116	0	0	0	0	12	3,557
145	0	51	171	222	4	7	0	0	0	2	670
3	351	1,113	0	0	0	0	0	0	0	0	1,539
148	351	1,164	171	222	4	7	0	0	0	2	2,209
0	0	0	0	0	0	0	0	0	0	0	0
0	0	0	0	0	0	0	0	0	0	0	9
0	0	0	0	0	0	0	0	0	0	0	9
148	351	1,164	171	222	4	7	0	0	0	2	2,218
19	0	9	32	35	0	3	0	0	0	10	150
1	14	5	0	0	0	0	0	0	0	1	36
20	14	14	32	35	0	3	0	0	0	11	186
20	14	14	32	35	0	3	0	0	0	11	186
93	0	27	161	115	28	15	49	22	0	0	558
50	0	16	74	36	0	9	26	9	0	0	321
0	324	362	0	0	0	0	0	0	0	198	917
143	324	405	235	151	28	24	75	31	0	198	1,796
143	324	405	235	151	28	24	75	31	0	198	1,796
30	0	31	11	23	0	0	0	0	0	1	175
0	6	2	0	0	0	0	0	0	0	0	8
81	0	23	193	98	0	0	0	0	0	0	395
0	185	96	0	0	0	0	0	0	0	0	307
111	191	152	204	121	0	0	0	0	0	1	885
0	0	0	0	0	0	0	0	0	0	0	22
0	0	0	0	0	0	0	0	0	0	0	22
111	191	152	204	121	0	0	0	0	0	1	907
44	0	27	224	48	0	0	0	0	0	25	468
50	0	22	204	60	0	0	0	0	0	26	444

METHOD OF DISPOSITION  
DISPOSED BY BENCH TRIAL  
- - - CRIMINAL - - -

	CF	CM	RCR	IF	OV	MC	JC	JD	JP	JM
<b>WAYNE</b>										
WAYNE SUPERIOR COURT 2	0	0	39	0	0	0	16	31	90	31
WAYNE SUPERIOR COURT 3 CCF	39	870	0	459	171	405	0	0	0	0
TOTAL-COURTS OF RECORD:	41	874	83	459	171	405	47	84	94	75
HAGERSTOWN TOWN COURT	0	4	0	4	1	0	0	0	0	0
TOTAL-CITY AND TOWN:	0	4	0	4	1	0	0	0	0	0
GRAND TOTAL:	41	878	83	463	172	405	47	84	94	75
<b>WELLS</b>										
WELLS CIRCUIT COURT	0	1	3	0	0	0	23	13	9	0
WELLS SUPERIOR COURT	0	0	0	0	0	0	0	0	0	0
WELLS SUPERIOR COURT CCF	1	15	12	8	0	1	0	0	0	0
TOTAL-COURTS OF RECORD:	1	16	15	8	0	1	23	13	9	0
BLUFFTON CITY COURT	0	1	0	23	12	0	0	0	0	0
TOTAL-CITY AND TOWN:	0	1	0	23	12	0	0	0	0	0
GRAND TOTAL:	1	17	15	31	12	1	23	13	9	0
<b>WHITE</b>										
WHITE CIRCUIT COURT	2	0	1	0	0	0	0	0	0	0
WHITE SUPERIOR COURT	0	0	8	0	0	0	0	0	0	0
WHITE SUPERIOR COURT CCF	0	6	22	55	0	0	0	0	0	0
TOTAL-COURTS OF RECORD:	2	6	31	55	0	0	0	0	0	0
MONON TOWN COURT	0	0	0	0	0	0	0	0	0	0
2, 3 & 4 QUARTERS AVERAGED										
TOTAL-CITY AND TOWN:	0	0	0	0	0	0	0	0	0	0
GRAND TOTAL:	2	6	31	55	0	0	0	0	0	0
<b>WHITLEY</b>										
WHITLEY CIRCUIT COURT	5	0	3	0	0	0	0	2	0	0
WHITLEY SUPERIOR COURT	0	0	0	0	0	0	0	0	0	0
WHITLEY SUPERIOR COURT CCF	0	2	1	78	0	0	0	0	0	0
TOTAL-COURTS OF RECORD:	5	2	4	78	0	0	0	2	0	0
GRAND TOTAL:	5	2	4	78	0	0	0	2	0	0

METHOD OF DISPOSITION  
DISPOSED BY BENCH TRIAL  
- - - CIVIL - - -

CP	SC	RCP	DR	RDR	MH	AD	ES	GU	TR	MI	TOTAL
26	0	4	138	70	0	0	0	0	0	13	458
7	185	679	0	0	0	0	0	0	0	1,053	3,868
127	185	732	566	178	0	0	0	0	0	1,117	5,238
0	0	0	0	0	0	0	0	0	0	0	9
0	0	0	0	0	0	0	0	0	0	0	9
127	185	732	566	178	0	0	0	0	0	1,117	5,247
98	0	4	83	79	19	0	0	0	0	4	336
26	0	0	54	4	0	0	0	0	0	1	85
0	123	3	0	0	0	0	0	0	0	0	163
124	123	7	137	83	19	0	0	0	0	5	584
0	0	0	0	0	0	0	0	0	0	0	36
0	0	0	0	0	0	0	0	0	0	0	36
124	123	7	137	83	19	0	0	0	0	5	620
43	0	19	100	98	0	0	0	0	0	10	273
5	0	5	0	0	0	0	0	0	0	0	18
0	166	112	0	0	0	0	0	0	0	0	361
48	166	136	100	98	0	0	0	0	0	10	652
0	0	0	0	0	0	0	0	0	0	0	0
0	0	0	0	0	0	0	0	0	0	0	0
48	166	136	100	98	0	0	0	0	0	10	652
67	0	24	144	136	6	17	110	15	2	1	532
1	0	0	0	0	0	0	0	0	0	0	1
0	58	78	0	0	0	0	0	0	0	0	217
68	58	102	144	136	6	17	110	15	2	1	750
68	58	102	144	136	6	17	110	15	2	1	750

METHOD OF DISPOSITION  
 DISPOSED BY BENCH TRIAL  
 - - - CRIMINAL - - -

	CF	CM	RCR	IF	OV	MC	JC	JD	JP	JM
TOTALS FOR SUPERIOR AND CIRCUIT COURTS	806	437	3,509	0	0	444	3,122	6,664	9,157	1,813
TOTALS FOR COUNTY, MUNICIPAL COURTS AND CCF	2,786	24,156	1,189	12,608	4,482	428	0	0	0	0
TOTALS FOR SMALL CLAIM COURTS	0	0	0	0	0	0	0	0	0	0
TOTALS FOR CITY & TOWN COURTS	0	6,450	156	8,257	1,986	408	0	0	0	0
TOTALS FOR ALL COURTS	3,592	31,043	4,854	20,865	6,468	1,280	3,122	6,664	9,157	1,813



METHOD OF DISPOSITION  
DISPOSED BY BENCH TRIAL  
- - - CIVIL - - -

CP	SC	RCP	DR	RDR	MH	AD	ES	GU	TR	MI	TOTAL
11,600	0	5,874	31,110	24,338	2,345	1,876	4,475	1,881	62	1,541	111,054
2,277	27,175	28,464	0	0	167	0	0	0	0	1,376	105,108
0	13,791	8,070	0	0	0	0	0	0	0	757	22,618
165	0	22	0	0	0	0	0	0	0	37	17,481
14,042	40,966	42,430	31,110	24,338	2,512	1,876	4,475	1,881	62	3,711	256,261

METHOD OF DISPOSITION  
DISMISSED  
--- CRIMINAL ---

	CF	CM	RCR	IF	OV	MC	JC	JD	JP	JM
<b>ADAMS</b>										
ADAMS CIRCUIT COURT	2	0	0	0	0	0	7	10	2	0
ADAMS SUPERIOR COURT	14	86	102	0	0	0	0	0	0	0
ADAMS SUPERIOR COURT CCF	0	0	0	55	5	0	0	0	0	0
TOTAL-COURTS OF RECORD:	16	86	102	55	5	0	7	10	2	0
GRAND TOTAL:	16	86	102	55	5	0	7	10	2	0
<b>ALLEN</b>										
ALLEN CIRCUIT COURT	9	0	1	0	0	0	0	0	0	0
ALLEN SUPERIOR COURT	94	0	14	0	0	0	12	73	52	129
ALLEN SUPERIOR COURT CCF	0	2,490	0	471	0	0	0	0	0	0
TOTAL-COURTS OF RECORD:	103	2,490	15	471	0	0	12	73	52	129
GRAND TOTAL:	103	2,490	15	471	0	0	12	73	52	129
<b>BARTHOLOMEW</b>										
BARTHOLOMEW CIRCUIT COURT	16	0	0	0	0	1	13	17	22	27
BARTHOLOMEW SUPERIOR COURT 1	8	0	10	0	0	0	0	0	0	0
BARTHOLOMEW SUPERIOR COURT 2	9	791	139	0	0	0	0	0	0	0
BARTHOLOMEW SUPERIOR COURT CCF	0	0	0	303	65	0	0	0	0	0
TOTAL-COURTS OF RECORD:	33	791	149	303	65	1	13	17	22	27
GRAND TOTAL:	33	791	149	303	65	1	13	17	22	27
<b>BENTON</b>										
BENTON CIRCUIT COURT	6	20	0	0	0	0	2	1	0	0
BENTON CIRCUIT COURT CCF	0	12	0	11	0	0	0	0	0	0
TOTAL-COURTS OF RECORD:	6	32	0	11	0	0	2	1	0	0
GRAND TOTAL:	6	32	0	11	0	0	2	1	0	0
<b>BLACKFORD</b>										
BLACKFORD CIRCUIT COURT	2	0	0	0	0	0	100	71	70	0
BLACKFORD COUNTY COURT	0	16	0	5	3	0	0	0	0	0
TOTAL-COURTS OF RECORD:	2	16	0	5	3	0	100	71	70	0
HARTFORD CITY CITY COURT	0	18	0	29	29	0	0	0	0	0
MONTPELIER CITY COURT	0	0	0	42	0	0	0	0	0	0
TOTAL-CITY AND TOWN:	0	18	0	71	29	0	0	0	0	0
GRAND TOTAL:	2	34	0	76	32	0	100	71	70	0
<b>BOONE</b>										
BOONE CIRCUIT COURT	2	0	0	0	0	0	0	2	4	0
BOONE SUPERIOR COURT 1	9	3	3	0	0	0	0	0	0	0
BOONE SUPERIOR COURT 2	0	0	0	0	0	0	0	0	0	0
BOONE SUPERIOR COURT 2 CCF	7	105	0	13	0	0	0	0	0	0
TOTAL-COURTS OF RECORD:	18	108	3	13	0	0	0	2	4	0
LEBANON CITY COURT	0	11	0	37	8	0	0	0	0	0
THORNTOWN TOWN COURT	0	19	0	18	0	0	0	0	0	0
ZIONSVILLE TOWN COURT	0	6	0	26	4	0	0	0	0	0
JAMESTOWN TOWN COURT	0	4	0	3	0	0	0	0	0	0
TOTAL-CITY AND TOWN:	0	40	0	84	12	0	0	0	0	0
GRAND TOTAL:	18	148	3	97	12	0	0	2	4	0
<b>BROWN</b>										
BROWN CIRCUIT COURT	7	0	2	0	0	0	8	23	4	0
BROWN CIRCUIT COURT CCF	3	51	96	15	0	0	0	0	0	0



METHOD OF DISPOSITION  
DISMISSED  
- - - CRIMINAL - - -

	CF	CM	RCR	IF	OV	MC	JC	JD	JP	JM
<b>BROWN</b>										
TOTAL-COURTS OF RECORD:	10	51	98	15	0	0	8	23	4	0
GRAND TOTAL:	10	51	98	15	0	0	8	23	4	0
<b>CARROLL</b>										
CARROLL CIRCUIT COURT	8	0	3	0	0	0	1	2	12	0
CARROLL CIRCUIT COURT CCF	8	114	6	44	0	2	0	0	0	0
TOTAL-COURTS OF RECORD:	16	114	9	44	0	2	1	2	12	0
DELPHI CITY COURT	0	0	0	5	0	0	0	0	0	0
BURLINGTON TOWN COURT	0	0	0	1	0	0	0	0	0	0
TOTAL-CITY AND TOWN:	0	0	0	6	0	0	0	0	0	0
GRAND TOTAL:	16	114	9	50	0	2	1	2	12	0
<b>CASS</b>										
CASS CIRCUIT COURT	29	0	0	0	0	0	13	27	9	0
CASS CIRCUIT COURT CCF	0	261	18	31	0	0	0	0	0	0
CASS SUPERIOR COURT	30	0	1	0	0	0	0	0	0	0
CASS SUPERIOR COURT CCF	0	224	0	144	0	0	0	0	0	0
TOTAL-COURTS OF RECORD:	59	485	19	175	0	0	13	27	9	0
GRAND TOTAL:	59	485	19	175	0	0	13	27	9	0
<b>CLARK</b>										
CLARK CIRCUIT COURT	32	0	6	0	0	3	0	0	0	0
CLARK SUPERIOR COURT 1	39	0	4	0	0	0	8	17	93	0
CLARK SUPERIOR COURT 2	0	0	0	0	0	0	13	0	28	2
CLARK COUNTY COURT	114	186	0	1,039	0	0	0	0	0	0
TOTAL-COURTS OF RECORD:	185	186	10	1,039	0	3	21	17	121	2
CHARLESTOWN CITY COURT	0	5	0	11	6	4	0	0	0	0
JEFFERSONVILLE CITY COURT	0	310	0	129	18	0	0	0	0	0
CLARKSVILLE TOWN COURT	0	135	0	41	26	0	0	0	0	0
TOTAL-CITY AND TOWN:	0	450	0	181	50	4	0	0	0	0
GRAND TOTAL:	185	636	10	1,220	50	7	21	17	121	2
<b>CLAY</b>										
CLAY CIRCUIT COURT	4	0	0	0	0	0	0	3	5	0
CLAY SUPERIOR COURT	9	47	1	0	0	0	0	0	0	0
CLAY SUPERIOR COURT CCF	0	0	0	12	0	0	0	0	0	0
TOTAL-COURTS OF RECORD:	13	47	1	12	0	0	0	3	5	0
GRAND TOTAL:	13	47	1	12	0	0	0	3	5	0
<b>CLINTON</b>										
CLINTON CIRCUIT COURT	5	0	0	0	0	0	4	6	1	1
CLINTON COUNTY COURT	7	49	2	14	0	0	0	0	0	0
TOTAL-COURTS OF RECORD:	12	49	2	14	0	0	4	6	1	1
FRANKFORT CITY COURT	0	14	0	2	0	0	0	0	0	0
TOTAL-CITY AND TOWN:	0	14	0	2	0	0	0	0	0	0
GRAND TOTAL:	12	63	2	16	0	0	4	6	1	1
<b>CRAWFORD</b>										
CRAWFORD CIRCUIT COURT	26	75	1	0	0	2	0	1	0	0
CRAWFORD CIRCUIT COURT CCF	0	0	0	151	1	0	0	0	0	0
TOTAL-COURTS OF RECORD:	26	75	1	151	1	2	0	1	0	0
GRAND TOTAL:	26	75	1	151	1	2	0	1	0	0
<b>DAVIESS</b>										
DAVIESS CIRCUIT COURT	22	0	5	0	0	0	6	11	2	0

METHOD OF DISPOSITION  
DISMISSED  
- - - CIVIL - - -

CP	SC	RCP	DR	RDR	MH	AD	ES	GU	TR	MI	TOTAL
49	82	35	56	7	0	0	0	2	0	2	442
49	82	35	56	7	0	0	0	2	0	2	442
49	0	3	33	31	0	1	0	0	0	6	149
2	222	74	0	0	0	0	0	0	0	0	472
51	222	77	33	31	0	1	0	0	0	6	621
0	0	0	0	0	0	0	0	0	0	0	5
0	0	0	0	0	0	0	0	0	0	0	1
0	0	0	0	0	0	0	0	0	0	0	6
51	222	77	33	31	0	1	0	0	0	6	627
70	0	23	49	39	4	0	0	0	0	1	264
0	0	0	0	0	0	0	0	0	0	0	310
55	0	25	45	34	11	0	0	1	0	0	205
0	247	2	0	0	0	0	0	0	0	0	617
125	247	50	97	73	15	0	0	1	0	1	1,396
125	247	50	97	73	15	0	0	1	0	1	1,396
366	0	0	7	0	2	4	0	2	0	22	444
68	0	1	33	64	9	0	0	1	0	0	337
262	0	396	112	163	0	3	9	6	0	0	994
120	292	0	0	0	0	0	0	0	0	0	1,751
816	292	397	152	227	11	7	9	9	0	22	3,526
0	0	0	0	0	0	0	0	0	0	0	26
0	0	0	0	0	0	0	0	0	0	0	457
0	0	0	0	0	0	0	0	0	0	0	202
0	0	0	0	0	0	0	0	0	0	0	685
816	292	397	152	227	11	7	9	9	0	22	4,211
36	0	6	16	14	0	2	0	1	0	0	87
9	0	0	0	0	0	0	0	0	0	0	66
0	37	22	0	0	0	0	0	0	0	0	71
45	37	28	16	14	0	2	0	1	0	0	224
45	37	28	16	14	0	2	0	1	0	0	224
81	0	17	45	44	0	0	0	0	0	15	219
23	168	108	0	0	0	0	0	0	0	0	371
104	168	125	45	44	0	0	0	0	0	15	590
0	0	0	0	0	0	0	0	0	0	0	16
0	0	0	0	0	0	0	0	0	0	0	16
104	168	125	45	44	0	0	0	0	0	15	606
18	0	4	8	3	1	0	0	0	0	1	140
1	32	5	0	0	0	0	0	0	0	0	190
19	32	9	8	3	1	0	0	0	0	1	330
19	32	9	8	3	1	0	0	0	0	1	330
24	0	1	9	4	16	1	22	1	0	5	129



METHOD OF DISPOSITION  
DISMISSED  
--- CIVIL ---

CP	SC	RCP	DR	RDR	MH	AD	ES	GU	TR	MI	TOTAL
0	342	271	0	0	0	0	0	0	0	2	827
24	342	272	9	4	16	1	22	1	0	7	956
24	342	272	9	4	16	1	22	1	0	7	956
84	0	0	74	23	0	0	0	0	0	9	223
19	96	0	0	0	0	0	0	0	0	0	193
103	96	0	74	23	0	0	0	0	0	9	416
0	0	0	0	0	0	0	0	0	0	0	56
3	0	0	0	0	0	0	0	0	0	0	77
3	0	0	0	0	0	0	0	0	0	0	133
106	96	0	74	23	0	0	0	0	0	9	549
51	0	6	38	9	0	0	0	0	0	0	127
1	254	97	0	0	0	0	0	0	0	1	579
52	254	103	38	9	0	0	0	0	0	1	706
52	254	103	38	9	0	0	0	0	0	1	706
64	0	2	28	9	6	1	0	0	0	4	184
8	0	5	16	6	1	0	0	1	0	0	374
0	310	261	0	0	0	0	0	0	0	0	762
72	310	268	44	15	7	1	0	1	0	4	1,320
0	0	0	0	0	0	0	0	0	0	0	6
0	0	0	0	0	0	0	0	0	0	0	6
72	310	268	44	15	7	1	0	1	0	4	1,326
369	0	2	112	6	0	2	0	0	0	0	532
100	0	2	30	6	1	0	0	0	0	0	157
67	0	3	9	8	0	2	0	1	0	0	148
16	0	0	31	9	0	0	0	0	0	0	56
1	497	230	0	0	0	0	0	0	0	0	1,745
37	0	1	22	5	0	0	0	0	0	0	65
0	453	254	0	0	0	0	0	0	0	0	1,524
590	950	492	204	34	1	4	0	1	0	0	4,227
0	0	0	0	0	0	0	0	0	0	0	152
0	0	0	0	0	0	0	0	0	0	0	152
590	950	492	204	34	1	4	0	1	0	0	4,379
59	0	7	37	9	0	0	0	2	0	1	213
22	0	2	7	0	0	0	0	0	0	0	97
0	161	69	0	0	0	0	0	0	0	0	301
81	161	78	44	9	0	0	0	2	0	1	611
81	161	78	44	9	0	0	0	2	0	1	611
148	0	19	88	93	0	1	55	8	0	6	754
69	0	0	33	4	0	0	0	0	0	0	123
92	0	0	26	4	0	1	0	2	0	0	155

METHOD OF DISPOSITION  
DISMISSED  
--- CRIMINAL ---

	CF	CM	RCR	IF	OV	MC	JC	JD	JP	JM
<b>ELKHART</b>										
ELKHART SUPERIOR COURT 3	27	7	5	0	0	0	0	0	0	0
ELKHART COUNTY COURT	42	7	6	12	0	0	0	0	0	0
ELKHART COUNTY COURT	49	333	13	317	36	0	0	0	0	0
TOTAL-COURTS OF RECORD:	157	347	26	329	36	0	92	232	18	0
ELKHART CITY COURT	0	1,194	0	1,590	131	0	0	0	0	0
GOSHEN CITY COURT	0	471	84	158	22	23	0	0	0	0
NAPPANEE CITY COURT	0	0	0	2	0	0	0	0	0	0
TOTAL-CITY AND TOWN:	0	1,665	84	1,750	153	23	0	0	0	0
GRAND TOTAL:	157	2,012	110	2,079	189	23	92	232	18	0
<b>FAYETTE</b>										
FAYETTE CIRCUIT COURT	15	0	3	0	0	0	2	19	1	0
FAYETTE SUPERIOR COURT	2	16	18	0	0	0	0	0	0	0
FAYETTE SUPERIOR COURT CCF	0	0	0	4	0	0	0	0	0	0
TOTAL-COURTS OF RECORD:	17	16	21	4	0	0	2	19	1	0
GRAND TOTAL:	17	16	21	4	0	0	2	19	1	0
<b>FLOYD</b>										
FLOYD CIRCUIT COURT	148	2	1	0	0	1	13	10	18	0
FLOYD SUPERIOR COURT	63	14	0	0	0	0	0	0	0	0
FLOYD COUNTY COURT	14	2,151	0	1,000	43	0	0	0	0	0
TOTAL-COURTS OF RECORD:	225	2,167	1	1,000	43	1	13	10	18	0
GRAND TOTAL:	225	2,167	1	1,000	43	1	13	10	18	0
<b>FOUNTAIN</b>										
FOUNTAIN CIRCUIT COURT	5	21	19	0	0	0	0	4	1	0
FOUNTAIN CIRCUIT COURT CCF	0	0	0	13	0	0	0	0	0	0
TOTAL-COURTS OF RECORD:	5	21	19	13	0	0	0	4	1	0
ATTICA CITY COURT	0	44	0	22	1	0	0	0	0	0
TOTAL-CITY AND TOWN:	0	44	0	22	1	0	0	0	0	0
GRAND TOTAL:	5	65	19	35	1	0	0	4	1	0
<b>FRANKLIN</b>										
FRANKLIN CIRCUIT COURT	20	0	2	0	0	0	0	0	1	0
FRANKLIN CIRCUIT COURT CCF	0	0	0	115	0	0	0	0	0	0
TOTAL-COURTS OF RECORD:	20	0	2	115	0	0	0	0	1	0
GRAND TOTAL:	20	0	2	115	0	0	0	0	1	0
<b>FULTON</b>										
FULTON CIRCUIT COURT	39	1	3	0	0	1	5	5	2	0
FULTON COUNTY COURT	6	75	6	69	0	0	0	0	0	0
TOTAL-COURTS OF RECORD:	45	76	9	69	0	1	5	5	2	0
GRAND TOTAL:	45	76	9	69	0	1	5	5	2	0
<b>GIBSON</b>										
GIBSON CIRCUIT COURT	13	1	2	0	0	0	12	1	84	0
GIBSON SUPERIOR COURT	0	0	0	0	0	0	0	0	0	0
GIBSON SUPERIOR COURT CCF	10	129	7	364	0	0	0	0	0	0
TOTAL-COURTS OF RECORD:	23	130	9	364	0	0	12	1	84	0
GRAND TOTAL:	23	130	9	364	0	0	12	1	84	0
<b>GRANT</b>										
GRANT CIRCUIT COURT	17	3	1	0	0	0	0	0	0	0



METHOD OF DISPOSITION  
DISMISSED  
--- CIVIL ---

CP	SC	RCP	DR	RDR	MH	AD	ES	GU	TR	MI	TOTAL
75	0	0	77	1	0	0	0	0	0	0	192
11	852	2	0	0	0	0	0	0	0	0	932
6	265	68	0	0	0	0	0	0	0	0	1,087
401	1,117	89	224	102	0	2	55	10	0	6	3,243
0	0	0	0	0	0	0	0	0	0	0	2,915
42	0	1	0	0	0	0	0	0	0	2	803
0	0	0	0	0	0	0	0	0	0	0	2
42	0	1	0	0	0	0	0	0	0	2	3,720
443	1,117	90	224	102	0	2	55	10	0	8	6,963
77	0	49	98	17	0	1	0	0	0	1	283
0	0	0	2	0	0	0	0	0	0	0	38
3	124	8	0	0	0	0	0	0	0	0	139
80	124	57	100	17	0	1	0	0	0	1	460
80	124	57	100	17	0	1	0	0	0	1	460
58	0	6	73	46	30	12	0	1	1	13	433
45	0	7	12	0	0	0	0	0	0	0	141
265	304	0	0	0	0	0	0	0	0	0	3,777
366	304	13	85	46	30	12	0	1	1	13	4,351
368	304	13	85	46	30	12	0	1	1	13	4,351
29	0	12	11	14	0	3	0	0	0	1	120
0	62	18	0	0	0	0	0	0	0	0	93
29	62	30	11	14	0	3	0	0	0	1	213
0	0	0	0	0	0	0	0	0	0	0	67
0	0	0	0	0	0	0	0	0	0	0	67
29	62	30	11	14	0	3	0	0	0	1	280
30	0	1	1	0	0	0	0	0	0	0	55
0	41	0	0	0	0	0	0	0	0	0	156
30	41	1	1	0	0	0	0	0	0	0	211
30	41	1	1	0	0	0	0	0	0	0	211
82	0	2	30	5	0	1	0	0	0	0	176
0	102	56	0	0	0	0	0	0	0	0	314
82	102	58	30	5	0	1	0	0	0	0	490
82	102	58	30	5	0	1	0	0	0	0	490
112	0	101	121	212	1	1	0	2	0	0	663
19	0	1	2	2	0	0	0	0	0	0	24
0	104	225	0	0	0	0	0	0	0	0	839
131	104	327	123	214	1	1	0	2	0	0	1,526
131	104	327	123	214	1	1	0	2	0	0	1,526
522	0	4	72	17	100	0	11	6	0	0	753

METHOD OF DISPOSITION  
DISMISSED  
--- CRIMINAL ---

	CF	CM	RCR	IF	OV	MC	JC	JD	JP	JM
<b>GRANT</b>										
GRANT SUPERIOR COURT 1	8	0	1	0	0	0	0	0	0	0
GRANT SUPERIOR COURT 2	9	1	0	0	0	0	30	55	42	0
GRANT COUNTY COURT	35	150	4	718	0	0	0	0	0	0
TOTAL-COURTS OF RECORD:	69	154	6	718	0	0	30	55	42	0
GAS CITY COURT	0	40	0	40	1	0	0	0	0	0
MARION CITY COURT	0	46	0	20	6	0	0	0	0	0
TOTAL-CITY AND TOWN:	0	86	0	60	7	0	0	0	0	0
GRAND TOTAL:	69	240	6	778	7	0	30	55	42	0
<b>GREENE</b>										
GREENE CIRCUIT COURT	13	0	4	0	0	0	10	10	4	0
GREENE COUNTY COURT	18	133	5	51	0	0	0	0	0	0
TOTAL-COURTS OF RECORD:	31	133	9	51	0	0	10	10	4	0
GRAND TOTAL:	31	133	9	51	0	0	10	10	4	0
<b>HAMILTON</b>										
HAMILTON CIRCUIT COURT	22	1	1	0	0	1	0	2	5	0
HAMILTON SUPERIOR COURT 1	16	1	5	0	0	1	0	0	0	0
HAMILTON SUPERIOR COURT 2	9	0	0	0	0	0	0	0	0	0
HAMILTON COUNTY COURT	63	263	43	799	0	13	0	0	0	0
TOTAL-COURTS OF RECORD:	110	265	49	799	0	15	0	2	5	0
CARMEL CITY COURT	0	30	2	50	24	0	0	0	0	0
NOBLESVILLE CITY COURT	0	27	0	23	96	0	0	0	0	0
TOTAL-CITY AND TOWN:	0	57	2	73	120	0	0	0	0	0
GRAND TOTAL:	110	322	51	872	120	15	0	2	5	0
<b>HANCOCK</b>										
HANCOCK CIRCUIT COURT	9	0	0	0	0	0	10	2	1	0
HANCOCK SUPERIOR COURT	9	0	7	0	0	0	2	3	2	1
HANCOCK COUNTY COURT	31	262	0	417	0	0	0	0	0	0
TOTAL-COURTS OF RECORD:	49	262	7	417	0	0	12	5	3	1
GRAND TOTAL:	49	262	7	417	0	0	12	5	3	1
<b>HARRISON</b>										
HARRISON CIRCUIT COURT	11	1	1	0	0	0	0	3	2	0
HARRISON COUNTY COURT	36	143	34	243	0	0	0	0	0	0
TOTAL-COURTS OF RECORD:	47	144	35	243	0	0	0	3	2	0
GRAND TOTAL:	47	144	35	243	0	0	0	3	2	0
<b>HENDRICKS</b>										
HENDRICKS CIRCUIT COURT	53	0	35	0	0	1	74	59	15	9
HENDRICKS SUPERIOR COURT 1	52	0	1	0	0	0	0	0	0	0
HENDRICKS SUPERIOR COURT 2	0	0	0	0	0	0	0	0	0	0
HENDRICKS SUPERIOR COURT 2 CCF	57	955	76	595	0	0	0	0	0	0
TOTAL-COURTS OF RECORD:	162	955	112	595	0	1	34	59	15	9
GRAND TOTAL:	162	955	112	595	0	1	34	59	15	9
<b>HENRY</b>										
HENRY CIRCUIT COURT	8	0	0	0	0	1	1	6	6	0
HENRY SUPERIOR COURT	8	0	2	0	0	0	2	2	6	0
HENRY COUNTY COURT	21	86	1	24	0	0	0	0	0	0
TOTAL-COURTS OF RECORD:	37	86	3	24	0	1	3	8	12	0

METHOD OF DISPOSITION  
DISMISSED  
- - - CIVIL - - -

CP	SC	RCP	DR	RDR	MH	AD	ES	GU	TR	MI	TOTAL
65	0	42	38	60	15	0	0	0	0	0	229
12	0	1	39	4	15	0	0	3	0	0	211
3	53	131	0	0	0	0	0	0	0	9	1,103
602	53	178	149	81	130	0	11	9	0	9	2,296
0	0	0	0	0	0	0	0	0	0	0	81
0	0	0	0	0	0	0	0	0	0	7	79
0	0	0	0	0	0	0	0	0	0	7	160
602	53	178	149	81	130	0	11	9	0	16	2,456
120	0	26	58	41	7	0	1	2	0	1	297
13	253	216	0	0	0	0	0	0	0	0	689
133	253	242	58	41	7	0	1	2	0	1	986
133	253	242	58	41	7	0	1	2	0	1	986
196	0	3	11	3	0	0	0	1	0	0	246
205	0	24	24	25	1	0	0	0	0	22	324
184	0	5	30	22	0	0	0	0	0	0	250
75	638	74	0	0	0	0	0	0	0	0	1,968
660	638	106	65	50	1	0	0	1	0	22	2,788
0	0	0	0	0	0	0	0	0	0	0	106
0	0	0	0	0	0	0	0	0	0	0	146
0	0	0	0	0	0	0	0	0	0	0	252
660	638	106	65	50	1	0	0	1	0	22	3,040
265	0	2	42	4	0	0	0	1	0	0	336
171	0	72	107	104	0	1	0	1	0	0	480
14	178	166	0	0	0	0	0	0	0	0	1,068
450	178	240	149	108	0	1	0	2	0	0	1,884
450	178	240	149	108	0	1	0	2	0	0	1,884
38	0	2	23	11	0	0	0	0	0	2	94
27	207	0	0	0	0	0	0	0	0	0	690
65	207	2	23	11	0	0	0	0	0	2	784
65	207	2	23	11	0	0	0	0	0	2	784
114	0	35	35	42	0	0	0	0	0	3	435
80	0	15	61	9	16	0	0	0	0	1	235
37	0	22	0	0	0	0	0	0	0	0	59
0	266	37	0	0	0	0	0	0	0	0	1,986
231	266	109	96	51	16	0	0	0	0	4	2,715
231	266	109	96	51	16	0	0	0	0	4	2,715
201	0	0	71	0	0	0	0	0	0	2	296
86	0	0	56	7	0	0	0	1	0	0	170
3	392	294	0	0	0	0	0	0	0	0	821
290	392	294	127	7	0	0	0	1	0	2	1,287

METHOD OF DISPOSITION  
DISMISSED  
--- CRIMINAL ---

	CF	CM	RCR	IF	OV	MC	JC	JD	JP	JM
<b>HENRY</b>										
KNIGHTSTOWN TOWN COURT	0	71	0	236	0	0	0	0	0	0
TOTAL-CITY AND TOWN:	0	71	0	236	0	0	0	0	0	0
GRAND TOTAL:	37	157	3	260	0	1	3	8	12	0
<b>HOWARD</b>										
HOWARD CIRCUIT COURT	35	0	2	0	0	0	5	145	8	0
HOWARD SUPERIOR COURT 1	20	2	1	0	0	0	0	0	0	0
HOWARD SUPERIOR COURT 2	15	0	0	0	0	0	0	0	0	0
HOWARD COUNTY COURT	29	407	0	50	0	0	0	0	0	0
TOTAL-COURTS OF RECORD:	99	409	3	50	0	0	5	145	8	0
GRAND TOTAL:	99	409	3	50	0	0	5	145	8	0
<b>HUNTINGTON</b>										
HUNTINGTON CIRCUIT COURT	2	0	0	0	0	0	0	3	0	0
HUNTINGTON COUNTY COURT	11	77	2	77	8	0	0	0	0	0
TOTAL-COURTS OF RECORD:	13	77	2	77	8	0	0	3	0	0
ROANOKE TOWN COURT	0	0	0	57	0	0	0	0	0	0
TOTAL-CITY AND TOWN:	0	0	0	57	0	0	0	0	0	0
GRAND TOTAL:	13	77	2	134	8	0	0	3	0	0
<b>JACKSON</b>										
JACKSON CIRCUIT COURT	65	0	3	0	0	0	0	0	0	0
JACKSON COUNTY COURT	0	546	351	123	0	0	0	0	0	0
TOTAL-COURTS OF RECORD:	65	546	354	123	0	0	0	0	0	0
GRAND TOTAL:	65	546	354	123	0	0	0	0	0	0
<b>JASPER</b>										
JASPER CIRCUIT COURT	11	0	0	0	0	0	3	6	2	0
JASPER SUPERIOR COURT	30	0	0	0	0	0	0	1	1	0
JASPER SUPERIOR COURT CCF	0	115	0	211	0	0	0	0	0	0
TOTAL-COURTS OF RECORD:	41	115	0	211	0	0	3	7	3	0
DEMOTTE TOWN COURT	0	0	0	86	0	0	0	0	0	0
WHEATFIELD TOWN COURT	0	0	0	0	0	0	0	0	0	0
TOTAL-CITY AND TOWN:	0	0	0	86	0	0	0	0	0	0
GRAND TOTAL:	41	115	0	297	0	0	3	7	3	0
<b>JAY</b>										
JAY CIRCUIT COURT	4	0	0	0	0	0	6	20	3	0
JAY COUNTY COURT	8	103	20	5	0	0	0	0	0	0
TOTAL-COURTS OF RECORD:	12	103	20	5	0	0	6	20	3	0
DUNKIRK CITY COURT	0	0	0	35	0	0	0	0	0	0
PORTLAND CITY COURT	0	10	0	33	10	0	0	0	0	0
TOTAL-CITY AND TOWN:	0	10	0	68	10	0	0	0	0	0
GRAND TOTAL:	12	113	20	73	10	0	6	20	3	0
<b>JEFFERSON</b>										
JEFFERSON CIRCUIT COURT	2	0	1	0	0	0	2	0	0	0
JEFFERSON COUNTY COURT	6	287	0	130	23	0	0	0	0	0
TOTAL-COURTS OF RECORD:	8	287	1	130	23	0	2	0	0	0
GRAND TOTAL:	8	287	1	130	23	0	2	0	0	0
<b>JENNINGS</b>										
JENNINGS CIRCUIT COURT	13	12	7	0	0	0	1	3	2	1

METHOD OF DISPOSITION  
DISMISSED  
--- CIVIL ---

CP	SC	RCP	DR	RDR	MH	AD	ES	GU	TR	MI	TOTAL
0	0	0	0	0	0	0	0	0	0	0	307
0	0	0	0	0	0	0	0	0	0	0	307
290	392	294	127	7	0	0	0	1	0	2	1,594
78	0	37	40	22	0	0	7	2	0	0	381
193	0	2	34	65	56	0	0	0	0	0	373
75	0	74	101	133	18	0	19	5	0	0	440
0	491	0	0	0	0	0	0	0	0	0	977
346	491	113	175	220	74	0	26	7	0	0	2,171
346	491	113	175	220	74	0	26	7	0	0	2,171
54	0	0	65	9	14	0	0	0	0	1	148
5	269	94	0	0	4	0	0	0	0	0	547
59	269	94	65	9	18	0	0	0	0	1	695
0	0	0	0	0	0	0	0	0	0	0	57
0	0	0	0	0	0	0	0	0	0	0	57
59	269	94	65	9	18	0	0	0	0	1	752
82	0	0	92	35	3	2	0	0	0	13	295
9	240	147	0	0	0	0	0	0	0	0	1,416
91	240	147	92	35	3	2	0	0	0	13	1,711
91	240	147	92	35	3	2	0	0	0	13	1,711
281	0	0	7	3	2	3	1	2	0	0	321
52	0	1	4	4	0	0	0	1	0	0	94
0	232	2	0	0	0	0	0	0	0	0	560
333	232	3	11	7	2	3	1	3	0	0	975
0	0	0	0	0	0	0	0	0	0	0	86
0	0	0	0	0	0	0	0	0	0	0	0
0	0	0	0	0	0	0	0	0	0	0	86
333	232	3	11	7	2	3	1	3	0	0	1,061
13	0	12	12	6	1	0	1	0	0	0	78
2	274	111	0	0	0	0	0	0	0	0	523
15	274	123	12	6	1	0	1	0	0	0	601
0	0	0	0	0	0	0	0	0	0	0	35
0	0	0	0	0	0	0	0	0	0	0	53
0	0	0	0	0	0	0	0	0	0	0	88
15	274	123	12	6	1	0	1	0	0	0	689
56	0	1	36	13	11	0	0	0	0	2	124
19	277	0	0	0	10	0	0	0	0	0	752
75	277	1	36	13	21	0	0	0	0	2	876
75	277	1	36	13	21	0	0	0	0	2	876
45	0	0	65	45	0	0	0	0	0	0	194

METHOD OF DISPOSITION  
DISMISSED  
--- CRIMINAL ---

	CF	CM	RCR	IF	OV	MC	JC	JD	JP	JM
<b>JENNINGS</b>										
JENNINGS CIRCUIT COURT CCF	0	0	0	0	0	0	0	0	0	0
TOTAL-COURTS OF RECORD:	13	12	7	0	0	0	1	3	2	1
NORTH VERNON CITY COURT	0	0	0	0	0	0	0	0	0	0
NOT REPORTING										
TOTAL-CITY AND TOWN:	0	0	0	0	0	0	0	0	0	0
GRAND TOTAL:	13	12	7	0	0	0	1	3	2	1
<b>JOHNSON</b>										
JOHNSON CIRCUIT COURT	9	0	?	0	0	0	4	0	12	0
JOHNSON SUPERIOR COURT 1	9	1	7	0	0	0	0	0	0	0
JOHNSON SUPERIOR COURT 2	3	0	0	0	0	0	0	0	0	0
JOHNSON SUPERIOR COURT 2 CCF	0	41	0	3	0	0	0	0	0	0
TOTAL-COURTS OF RECORD:	21	42	10	3	0	0	4	0	12	0
FRANKLIN CITY COURT	0	57	0	64	0	0	0	0	0	0
GREENWOOD CITY COURT	0	25	0	47	0	0	0	0	0	0
NEW WHITELAND TOWN COURT	0	93	0	90	12	0	0	0	0	0
TOTAL-CITY AND TOWN:	0	175	0	201	12	0	0	0	0	0
GRAND TOTAL:	21	217	10	204	12	0	4	0	12	0
<b>KNOX</b>										
KNOX CIRCUIT COURT	7	0	0	0	0	0	0	0	0	0
KNOX SUPERIOR COURT	15	0	0	0	0	0	13	19	8	0
KNOX COUNTY COURT	25	132	0	157	0	0	0	0	0	0
TOTAL-COURTS OF RECORD:	47	132	0	157	0	0	13	19	8	0
BICKNELL CITY COURT	0	58	0	57	0	0	0	0	0	0
TOTAL-CITY AND TOWN:	0	58	0	57	0	0	0	0	0	0
GRAND TOTAL:	47	190	0	214	0	0	13	19	8	0
<b>KOSCIUSKO</b>										
KOSCIUSKO CIRCUIT COURT	23	1	0	0	0	0	0	0	0	0
KOSCIUSKO SUPERIOR COURT	9	0	0	0	0	0	0	0	0	0
KOSCIUSKO COUNTY COURT	8	507	0	101	0	0	0	0	0	0
TOTAL-COURTS OF RECORD:	40	508	0	101	0	4	0	0	0	0
GRAND TOTAL:	40	508	0	101	0	4	0	0	0	0
<b>LAGRANGE</b>										
LAGRANGE CIRCUIT COURT	2	0	0	0	0	1	7	3	1	0
LAGRANGE COUNTY COURT	65	80	0	144	0	0	0	0	0	0
TOTAL-COURTS OF RECORD:	67	80	0	144	0	1	7	3	1	0
GRAND TOTAL:	67	80	0	144	0	1	7	3	1	0
<b>LAKE</b>										
LAKE CIRCUIT COURT	0	0	0	0	0	0	0	0	0	0
LAKE SUPERIOR COURT, CIV. 1	0	0	0	0	0	0	0	0	0	0
LAKE SUPERIOR COURT, CIV. 2	0	0	0	0	0	0	0	0	0	0
LAKE SUPERIOR COURT, CIV. 3	0	0	0	0	0	0	0	0	0	0
LAKE SUPERIOR COURT, CIV. 4	0	0	0	0	0	0	0	0	0	0
LAKE SUPERIOR COURT, CIV. 5	0	0	0	0	0	0	0	0	1	0
LAKE SUPERIOR COURT, JUV. DIV.	0	0	0	0	0	0	270	301	11	0
LAKE SUPERIOR COURT, CRIM. 1	59	2	11	0	0	0	0	0	0	0
LAKE SUPERIOR COURT, CRIM. 2	62	0	0	0	0	0	0	0	0	0
LAKE SUPERIOR COURT, CRIM. 3	61	5	34	0	0	0	0	0	0	0

METHOD OF DISPOSITION  
DISMISSED  
--- CIVIL ---

CP	SC	RCP	DR	RDR	MH	AD	ES	GU	TR	MI	TOTAL
0	259	88	0	0	0	0	0	0	0	0	347
45	259	88	65	45	0	0	0	0	0	0	541
0	0	0	0	0	0	0	0	0	0	0	0
0	0	0	0	0	0	0	0	0	0	0	0
45	259	88	65	45	0	0	0	0	0	0	541
94	0	0	21	19	3	0	0	0	0	2	167
25	0	1	10	27	0	0	0	0	0	0	80
92	0	4	22	1	0	0	0	0	0	1	123
0	52	231	0	0	0	0	0	0	0	0	327
211	52	236	53	47	3	0	0	0	0	3	697
0	0	0	0	0	0	0	0	0	0	0	121
0	0	0	0	0	0	0	0	0	0	0	72
0	0	0	0	0	0	0	0	0	0	0	195
0	0	0	0	0	0	0	0	0	0	0	388
211	52	236	53	47	3	0	0	0	0	3	1,085
52	0	35	55	15	0	0	0	8	0	0	172
42	0	1	101	8	10	0	0	0	0	0	217
1	144	31	0	0	0	0	0	0	0	0	490
95	144	67	156	23	10	0	0	8	0	0	879
0	0	0	0	0	0	0	0	0	0	0	115
0	0	0	0	0	0	0	0	0	0	0	115
95	144	67	156	23	10	0	0	8	0	0	994
208	0	46	95	58	0	0	0	0	0	0	435
81	0	102	29	16	0	0	0	0	0	10	247
23	365	216	0	0	0	0	0	0	0	0	1,220
312	365	364	124	74	0	0	0	0	0	10	1,902
312	365	364	124	74	0	0	0	0	0	10	1,902
31	0	1	13	0	0	0	0	1	0	0	60
1	89	26	0	0	0	0	0	0	0	0	405
32	89	27	13	0	0	0	0	1	0	0	465
32	89	27	13	0	0	0	0	1	0	0	465
1,493	0	57	335	5	1	0	9	7	0	0	1,907
107	0	0	6	0	0	1	0	0	0	0	114
97	0	26	73	25	28	2	0	0	0	49	300
430	0	11	423	15	0	0	2	3	0	3	887
63	0	5	95	3	180	3	0	0	0	71	420
1,464	0	2,169	22	42	67	54	0	0	0	0	3,819
0	0	0	0	0	0	0	0	0	0	0	582
0	0	0	0	0	0	0	0	0	0	0	72
0	0	1	0	2	0	0	0	0	0	0	65
0	0	0	3	1	0	0	0	0	0	0	104





METHOD OF DISPOSITION  
DISMISSED  
- - - CIVIL - - -

CP	SC	RCP	DR	RDR	MH	AD	ES	GU	TR	MI	TOTAL
1	0	0	0	0	0	0	0	0	0	0	62
16	401	2	0	0	0	0	0	0	0	67	2,246
61	854	0	0	0	0	J	0	0	0	0	3,167
45	533	0	0	0	0	0	0	0	0	0	2,637
3,777	1,788	2,271	957	93	276	60	11	10	0	190	16,382
53	0	0	0	0	0	0	0	0	0	0	210
2,010	0	1,946	0	0	0	0	0	0	0	0	4,308
1,111	0	0	0	0	0	0	0	0	0	0	3,564
194	0	0	0	0	0	0	0	0	0	0	2,103
0	0	0	0	0	0	0	0	0	0	16	382
0	0	0	0	0	0	0	0	0	0	1	193
0	0	0	0	0	0	0	0	0	0	0	30
3,368	0	1,946	0	0	0	0	0	0	0	17	10,790
7,145	1,788	4,217	957	93	276	60	11	10	0	207	27,172
90	0	12	35	20	0	0	0	1	0	9	201
103	0	0	20	0	0	0	0	0	0	0	142
69	0	2	13	3	1	0	0	0	0	9	155
37	0	0	0	0	0	0	0	0	0	0	705
0	1,103	0	0	0	0	0	0	0	0	0	1,527
29	200	0	0	0	0	0	0	0	0	0	999
328	1,303	14	68	23	1	0	0	1	0	18	3,729
328	1,303	14	68	23	1	0	0	1	0	18	3,729
43	0	3	20	16	0	0	0	0	0	2	157
69	0	137	57	12	0	0	0	0	0	0	278
0	196	288	0	0	0	0	0	0	0	0	843
112	196	428	77	28	0	0	0	0	0	2	1,278
112	196	428	77	28	0	0	0	0	0	2	1,278
99	0	1	14	4	1	0	0	0	0	0	155
40	0	14	19	19	1	0	0	0	0	0	117
72	0	118	636	204	0	0	0	0	0	3	2,950
49	0	3	29	22	1	0	0	0	0	0	157
16	410	1,043	0	0	0	0	0	0	0	0	1,622
20	315	56	0	0	0	0	0	0	0	0	511
296	725	1,235	698	249	3	0	0	0	0	3	5,512
0	0	0	0	0	0	0	0	0	0	0	147
0	0	0	0	0	0	0	0	0	0	0	1,734
8	0	0	0	0	0	0	0	0	0	0	120
0	0	0	0	0	0	0	0	0	0	0	16
8	0	0	0	0	0	0	0	0	0	0	2,017
304	725	1,235	698	249	3	0	0	0	0	3	7,529
462	0	23	111	562	0	0	0	0	0	558	1,927
381	0	8	162	34	0	0	0	0	0	0	585
225	0	5	54	52	0	0	0	0	0	0	336

METHOD OF DISPOSITION  
DISMISSED  
--- CRIMINAL ---

	CF	CM	RCR	IF	OV	MC	JC	JD	JP	JM
<b>MARION</b>										
MARION SUPERIOR COURT, CIV. 3	0	0	0	0	0	0	0	0	0	0
MARION SUPERIOR COURT, CIV. 4	0	0	0	0	0	0	0	0	0	0
MARION SUPERIOR COURT, CIV. 5	0	0	0	0	0	0	0	0	0	0
MARION SUPERIOR COURT, CIV. 6	0	0	0	0	0	0	0	0	0	0
MARION SUPERIOR COURT, CIV. 7	0	0	0	0	0	0	0	0	0	0
MARION SUPERIOR COURT, JUV.DIV	0	0	0	0	0	0	196	1,216	0	0
MARION SUPERIOR COURT, PROB.	0	0	0	0	0	0	0	0	0	0
MARION SUPERIOR COURT, CRIM. 1	77	0	7	0	0	0	0	0	0	0
MARION SUPERIOR COURT, CRIM. 2	28	0	0	0	0	0	0	0	0	0
MARION SUPERIOR COURT, CRIM. 3	32	0	0	0	0	0	0	0	0	0
MARION SUPERIOR COURT, CRIM. 4	46	0	0	0	0	0	0	0	0	0
MARION SUPERIOR COURT, CRIM. 5	61	0	0	0	0	0	0	0	0	0
MARION SUPERIOR COURT, CRIM. 6	27	0	0	0	0	0	0	0	0	0
MARION MUNICIPAL COURT 1	0	0	0	0	0	0	0	0	0	0
MARION MUNICIPAL COURT 2	0	0	0	0	0	0	0	0	0	0
MARION MUNICIPAL COURT 3	41	1,199	0	13	3	0	0	0	0	0
MARION MUNICIPAL COURT 4	592	4,922	0	972	226	0	0	0	0	0
MARION MUNICIPAL COURT 5	360	3,349	0	1,040	196	0	0	0	0	0
MARION MUNICIPAL COURT 6	703	476	0	108	22	0	0	0	0	0
MARION MUNICIPAL COURT 7	0	0	0	0	0	0	0	0	0	0
MARION MUNICIPAL COURT 8	0	0	0	0	0	0	0	0	0	0
MARION MUNICIPAL COURT 9	429	4,212	0	1,136	111	0	0	0	0	0
MARION MUNICIPAL COURT 10	577	5,240	0	1,542	300	0	0	0	0	0
MARION MUNICIPAL COURT 12	0	0	0	0	1,213	0	0	0	0	0
MARION MUNICIPAL COURT 13	124	1,455	0	1,464	849	0	0	0	0	0
MARION MUNICIPAL COURT 14	193	2,255	0	2,077	162	0	0	0	0	0
MARION MUNICIPAL COURT 15	738	511	0	96	11	0	0	0	0	0
MARION MUNICIPAL COURT 16	0	0	0	11,958	1,364	0	0	0	0	0
MARION MUNICIPAL COURT 17	6	621	0	1	1	0	0	0	0	0
<b>TOTAL-COURTS OF RECORD:</b>	<b>4,034</b>	<b>24,240</b>	<b>7</b>	<b>20,407</b>	<b>4,458</b>	<b>0</b>	<b>196</b>	<b>1,216</b>	<b>211</b>	<b>0</b>
CENTER TOWNSHIP	0	0	0	0	0	0	0	0	0	0
DECATUR TOWNSHIP DIVISION	0	0	0	0	0	0	0	0	0	0
LAWRENCE TOWNSHIP DIVISION	0	0	0	0	0	0	0	0	0	0
PERRY TOWNSHIP DIVISION	0	0	0	0	0	0	0	0	0	0
PIKE TOWNSHIP DIVISION	0	0	0	0	0	0	0	0	0	0
WARREN TOWNSHIP DIVISION	0	0	0	0	0	0	0	0	0	0
WASHINGTON TOWNSHIP DIVISION	0	0	0	0	0	0	0	0	0	0
WAYNE TOWNSHIP DIVISION	0	0	0	0	0	0	0	0	0	0
<b>TOTAL-SMALL CLAIMS:</b>	<b>0</b>	<b>0</b>	<b>0</b>	<b>0</b>	<b>0</b>	<b>0</b>	<b>0</b>	<b>0</b>	<b>0</b>	<b>0</b>
<b>GRAND TOTAL:</b>	<b>4,034</b>	<b>24,240</b>	<b>7</b>	<b>20,407</b>	<b>4,458</b>	<b>0</b>	<b>196</b>	<b>1,216</b>	<b>211</b>	<b>0</b>
<b>MARSHALL</b>										
MARSHALL CIRCUIT COURT	4	0	5	0	0	0	9	7	11	0
MARSHALL SUPERIOR COURT 1	9	0	24	0	0	0	0	0	0	0
MARSHALL COUNTY COURT	7	47	19	127	0	0	0	0	0	0
<b>TOTAL-COURTS OF RECORD:</b>	<b>20</b>	<b>47</b>	<b>48</b>	<b>127</b>	<b>0</b>	<b>0</b>	<b>9</b>	<b>7</b>	<b>11</b>	<b>0</b>
ARGOS TOWN COURT	0	0	0	6	0	0	0	0	0	0
<b>TOTAL-CITY AND TOWN:</b>	<b>0</b>	<b>0</b>	<b>0</b>	<b>6</b>	<b>0</b>	<b>0</b>	<b>0</b>	<b>0</b>	<b>0</b>	<b>0</b>
<b>GRAND TOTAL:</b>	<b>20</b>	<b>47</b>	<b>48</b>	<b>133</b>	<b>0</b>	<b>0</b>	<b>9</b>	<b>7</b>	<b>11</b>	<b>0</b>
<b>MARTIN</b>										
MARTIN CIRCUIT COURT	14	0	3	0	0	0	8	6	0	0

METHOD OF DISPOSITION  
DISMISSED  
- - - CIVIL - - -

CP	SC	RCP	DR	RDR	MH	AD	ES	GU	TR	MI	TOTAL
268	0	0	267	0	0	0	0	0	0	0	535
379	0	41	195	341	0	0	0	0	0	0	956
515	0	0	447	1,333	0	0	0	0	0	0	2,295
227	0	0	169	0	0	0	0	0	0	0	396
392	0	8	194	57	0	0	0	0	0	0	651
0	0	0	0	0	0	0	0	0	0	0	1,412
276	0	0	0	0	0	32	0	0	0	0	308
0	0	0	0	0	0	0	0	0	0	0	84
0	0	0	0	0	0	0	0	0	0	0	28
0	0	0	0	0	0	0	0	0	0	0	32
0	0	0	0	0	0	0	0	0	0	0	46
0	0	0	0	0	0	0	0	0	0	0	61
0	0	0	0	0	0	0	0	0	0	0	27
826	0	157	0	0	0	0	0	0	0	0	983
754	0	10	0	0	0	0	0	0	0	0	764
0	0	0	0	0	159	0	0	0	0	0	1,415
0	0	0	0	0	0	0	0	0	0	0	6,712
0	0	0	0	0	0	0	0	0	0	0	4,945
0	0	0	0	0	0	0	0	0	0	0	1,309
974	0	0	0	0	0	0	0	0	0	0	974
928	0	733	0	0	0	0	0	0	0	0	1,661
0	0	0	0	0	0	0	0	0	0	0	5,888
0	0	0	0	0	0	0	0	0	0	0	7,659
1,014	0	13	0	0	0	0	0	0	0	0	2,240
0	0	0	0	0	0	0	0	0	0	0	3,892
0	0	0	0	0	0	0	0	0	0	0	4,687
0	0	0	0	0	0	0	0	0	0	0	1,356
0	0	0	0	0	0	0	0	0	0	0	13,322
0	0	0	0	0	0	0	0	0	0	0	629
7,621	0	998	1,599	2,379	159	32	0	0	0	558	68,115
0	283	0	0	0	0	0	0	0	0	91	374
0	520	84	0	0	0	0	0	0	0	6	610
0	529	0	0	0	0	0	0	0	0	0	529
0	2,910	0	0	0	0	0	0	0	0	0	2,910
0	1,117	4,395	0	0	0	0	0	0	0	0	5,512
0	2,835	0	0	0	0	0	0	0	0	0	2,835
0	757	0	0	0	0	0	0	0	0	0	757
0	963	0	0	0	0	0	0	0	0	0	963
0	9,914	4,479	0	0	0	0	0	0	0	97	14,490
7,621	9,914	5,477	1,599	2,379	159	32	0	0	0	655	82,605
154	0	17	54	85	4	1	0	2	0	22	375
38	0	7	38	23	0	1	0	0	0	0	140
5	187	27	0	0	0	0	0	0	0	0	419
197	187	51	92	108	4	2	0	2	0	22	934
0	0	0	0	0	0	0	0	0	0	0	6
0	0	0	0	0	0	0	0	0	0	0	6
197	187	51	92	108	4	2	0	2	0	22	940
6	0	1	7	6	13	0	0	0	0	0	64

METHOD OF DISPOSITION  
DISMISSED  
--- CRIMINAL ---

	CF	CM	RCR	IF	OV	MC	JC	JD	JP	JM
<b>MARTIN</b>										
MARTIN CIRCUIT COURT CCF	0	97	0	46	1	0	0	0	0	0
TOTAL-COURTS OF RECORD:	14	97	3	46	1	0	8	6	0	0
LOGOOTEETEE CITY COURT	0	0	0	2	0	0	0	0	0	0
ABOLISHED 12/31/87										
TOTAL-CITY AND TOWN:	0	0	0	2	0	0	0	0	0	0
GRAND TOTAL:	14	97	3	48	1	0	8	6	0	0
<b>MIAMI</b>										
MIAMI CIRCUIT COURT	23	79	15	0	0	0	18	3	2	0
MIAMI SUPERIOR COURT	0	4	1	0	0	0	1	0	0	0
MIAMI SUPERIOR COURT CCF	0	0	0	10	0	0	0	0	0	0
TOTAL-COURTS OF RECORD:	23	83	16	10	0	0	19	3	2	0
PERU CITY COURT	0	0	0	2	0	0	0	0	0	0
BUNKER HILL TOWN COURT	0	0	0	53	1	0	0	0	0	0
TOTAL-CITY AND TOWN:	0	0	0	55	1	0	0	0	0	0
GRAND TOTAL:	23	83	16	65	1	0	19	3	2	0
<b>MONROE</b>										
MONROE CIRCUIT COURT	40	0	23	0	0	0	19	78	42	90
MONROE SUPERIOR COURT 1	50	1	10	0	0	0	0	0	0	0
MONROE SUPERIOR COURT 1 CCF	0	0	0	0	0	0	0	0	0	0
MONROE SUPERIOR COURT 2	40	0	23	0	0	0	0	0	0	0
MONROE SUPERIOR COURT 2 CCF	0	0	0	0	0	0	0	0	0	0
MONROE SUPERIOR COURT 3	75	3	20	0	0	0	0	0	0	0
MONROE SUPERIOR COURT 3 CCF	0	0	0	0	0	0	0	0	0	0
MONROE SUPERIOR COURT 4	0	0	0	0	0	0	0	0	0	0
MONROE SUPERIOR COURT 4 CCF	10	770	365	507	0	0	0	0	0	0
MONROE SUPERIOR COURT 5	0	0	0	0	0	0	0	0	0	0
MONROE SUPERIOR COURT 5 CCF	0	0	0	0	0	0	0	0	0	0
TOTAL-COURTS OF RECORD:	215	774	441	507	0	0	19	78	42	90
GRAND TOTAL:	215	774	441	507	0	0	19	78	42	90
<b>MONTGOMERY</b>										
MONTGOMERY CIRCUIT COURT	3	0	0	0	0	0	17	8	5	2
MONTGOMERY COUNTY COURT	8	239	5	16	0	0	0	0	0	0
TOTAL-COURTS OF RECORD:	11	239	5	16	0	0	17	8	5	2
CRAWFORDSVILLE CITY COURT	0	0	0	28	4	0	0	0	0	0
TOTAL-CITY AND TOWN:	0	0	0	28	4	0	0	0	0	0
GRAND TOTAL:	11	239	5	44	4	0	17	8	5	2
<b>MORGAN</b>										
MORGAN CIRCUIT COURT	20	0	5	0	0	0	56	27	16	0
MORGAN SUPERIOR COURT	7	6	6	0	0	0	0	0	0	0
MORGAN COUNTY COURT	10	236	52	0	0	0	0	0	0	0
TOTAL-COURTS OF RECORD:	37	242	63	0	0	0	56	27	16	0
MARTINSVILLE CITY COURT	0	26	0	24	0	0	0	0	0	0
MOORESVILLE TOWN COURT	0	23	0	48	0	0	0	0	0	0
TOTAL-CITY AND TOWN:	0	49	0	72	0	0	0	0	0	0
GRAND TOTAL:	37	291	63	72	0	0	56	27	16	0
<b>NEWTON</b>										
NEWTON CIRCUIT COURT	5	0	0	0	0	0	0	1	0	0

METHOD OF DISPOSITION  
DISMISSED  
- - - CIVIL - - -

CP	SC	RCP	DR	RDR	MH	AD	ES	GU	TR	MI	TOTAL
0	28	6	0	0	0	0	0	0	0	0	178
6	28	7	7	6	13	0	0	0	0	0	242
0	0	0	0	0	0	0	0	0	0	0	2
0	0	0	0	0	0	0	0	0	0	0	2
6	28	7	7	6	13	0	0	0	0	0	244
94	0	42	27	6	0	0	0	3	0	0	312
1	0	2	2	0	0	0	0	0	0	0	11
0	31	0	0	0	0	0	0	0	0	0	41
95	31	44	29	6	0	0	0	3	0	0	364
0	0	0	0	0	0	0	0	0	0	0	2
0	0	0	0	0	0	0	0	0	0	2	56
0	0	0	0	0	0	0	0	0	0	2	58
95	31	44	29	6	0	0	0	3	0	2	422
21	0	6	11	7	22	0	0	0	0	0	359
73	0	30	31	27	0	0	0	0	0	0	222
0	6	2	0	0	0	0	0	0	0	0	8
73	0	61	39	18	0	0	0	0	0	0	254
0	3	0	0	0	0	0	0	0	0	0	3
35	0	37	42	12	0	0	0	0	0	0	224
0	2	0	0	0	0	0	0	0	0	0	2
0	0	0	2	0	0	0	0	0	0	0	2
0	0	0	0	0	0	0	0	0	0	0	1,652
251	0	13	28	14	0	0	0	0	0	0	306
0	745	518	0	0	0	0	0	0	0	0	1,263
453	756	667	153	78	22	0	0	0	0	0	4,295
453	756	667	153	78	22	0	0	0	0	0	4,295
41	0	7	37	4	0	4	0	0	0	0	128
8	207	21	0	0	0	0	0	0	0	0	504
49	207	28	37	4	0	4	0	0	0	0	632
3	0	0	0	0	0	0	0	0	0	0	35
3	0	0	0	0	0	0	0	0	0	0	35
52	207	28	37	4	0	4	0	0	0	0	667
159	0	19	11	13	4	1	0	6	0	0	337
125	0	28	110	71	0	0	0	0	0	0	353
6	545	130	0	0	0	0	0	0	0	0	979
290	545	177	121	84	4	1	0	6	0	0	1,669
0	0	0	0	0	0	0	0	0	0	0	50
0	0	0	0	0	0	0	0	0	0	0	71
0	0	0	0	0	0	0	0	0	0	0	121
290	545	177	121	84	4	1	0	6	0	0	1,790
68	0	5	21	3	0	0	0	2	0	0	105

METHOD OF DISPOSITION  
DISMISSED  
- - - CRIMINAL - - -

	CF	CM	RCR	IF	OV	MC	JC	JD	JP	JM
<b>NEWTON</b>										
NEWTON SUPERIOR COURT	0	0	0	0	0	0	0	0	0	0
NEWTON SUPERIOR COURT CCF	9	19	1	0	118	1	0	0	0	0
TOTAL-COURTS OF RECORD:	14	19	1	0	118	1	0	1	0	0
GRAND TOTAL:	14	19	1	0	118	1	0	1	0	0
<b>NOBLE</b>										
NOBLE CIRCUIT COURT	7	0	3	0	0	0	4	5	6	0
NOBLE SUPERIOR COURT	5	0	8	0	0	0	10	24	35	4
NOBLE COUNTY COURT	35	91	43	112	2	0	0	0	0	0
TOTAL-COURTS OF RECORD:	47	91	54	112	2	0	14	29	41	4
CROMWELL TOWN COURT	0	0	0	438	0	0	0	0	0	0
TOTAL-CITY AND TOWN:	0	0	0	438	0	0	0	0	0	0
GRAND TOTAL:	47	91	54	550	2	0	14	29	41	4
<b>OHIO</b>										
OHIO CIRCUIT COURT	0	0	0	0	0	0	0	1	0	0
OHIO SUPERIOR COURT	2	22	1	0	0	0	0	0	0	0
OHIO SUPERIOR COURT CCF	0	0	0	15	0	0	0	0	0	0
TOTAL-COURTS OF RECORD:	2	22	1	15	0	0	0	1	0	0
GRAND TOTAL:	2	22	1	15	0	0	0	1	0	0
<b>ORANGE</b>										
ORANGE CIRCUIT COURT	30	3	1	0	0	0	4	1	2	0
ORANGE COUNTY COURT	10	345	0	241	0	0	0	0	0	0
TOTAL-COURTS OF RECORD:	40	348	1	241	0	0	4	1	2	0
GRAND TOTAL:	40	348	1	241	0	0	4	1	2	0
<b>OWEN</b>										
OWEN CIRCUIT COURT	13	78	38	0	0	0	2	5	2	0
OWEN CIRCUIT COURT CCF	0	1	0	65	0	0	0	0	0	0
TOTAL-COURTS OF RECORD:	13	79	38	65	0	0	2	5	2	0
GRAND TOTAL:	13	79	38	65	0	0	2	5	2	0
<b>PARKE</b>										
PARKE CIRCUIT COURT	28	0	0	0	0	3	4	3	3	0
PARKE CIRCUIT COURT CCF	0	78	0	48	0	0	0	0	0	0
TOTAL-COURTS OF RECORD:	28	78	0	48	0	3	4	3	3	0
GRAND TOTAL:	28	78	0	48	0	3	4	3	3	0
<b>PERRY</b>										
PERRY CIRCUIT COURT	10	29	2	0	0	0	9	11	3	0
PERRY CIRCUIT COURT CCF	0	0	0	131	0	0	0	0	0	0
TOTAL-COURTS OF RECORD:	10	29	2	131	0	0	9	11	3	0
CANNELTON CITY COURT	7	12	16	0	0	0	0	0	0	0
ABOLISHED 12/31/87										
TELL CITY CITY COURT	0	75	0	65	2	0	0	0	0	0
TOTAL-CITY AND TOWN:	7	87	16	65	2	0	0	0	0	0
GRAND TOTAL:	17	116	18	196	2	0	9	11	3	0
<b>PIKE</b>										
PIKE CIRCUIT COURT	12	0	3	0	0	0	1	4	3	11
PIKE CIRCUIT COURT CCF	1	58	28	33	0	2	0	0	0	0



METHOD OF DISPOSITION  
DISMISSED  
--- CRIMINAL ---

	CF	CM	RCR	IF	OV	MC	JC	JD	JF	JM
<b>PIKE</b>										
TOTAL-COURTS OF RECORD:	13	58	31	33	0	2	1	4	3	11
GRAND TOTAL:	13	58	31	33	0	2	1	4	3	11
<b>PORTER</b>										
PORTER CIRCUIT COURT	4	0	3	0	0	0	78	42	9	0
PORTER CIR & SUP 1 AND 2										
PORTER SUPERIOR COURT 3	18	107	116	0	0	0	0	0	0	0
PORTER SUPERIOR COURT 3 CCF	0	0	0	156	6	0	0	0	0	0
PORTER COUNTY COURT	6	63	29	373	1	0	0	0	0	0
TOTAL-COURTS OF RECORD:	28	170	148	529	7	0	78	42	9	0
CHESTERTON TOWN COURT	0	31	0	53	0	1	0	0	0	0
TOTAL-CITY AND TOWN:	0	31	0	53	0	1	0	0	0	0
GRAND TOTAL:	28	201	148	582	7	1	78	42	9	0
<b>POSEY</b>										
POSEY CIRCUIT COURT	6	0	0	0	0	0	0	28	0	11
POSEY COUNTY COURT	14	146	31	92	7	0	0	0	0	0
TOTAL-COURTS OF RECORD:	20	146	31	92	7	0	0	28	0	11
GRAND TOTAL:	20	146	31	92	7	0	0	28	0	11
<b>PULASKI</b>										
PULASKI CIRCUIT COURT	5	0	4	0	0	0	1	2	0	3
PULASKI COUNTY COURT	28	119	26	81	0	0	0	0	0	0
TOTAL-COURTS OF RECORD:	33	119	30	81	0	0	1	2	0	3
GRAND TOTAL:	33	119	30	81	0	0	1	2	0	3
<b>PUTNAM</b>										
PUTNAM CIRCUIT COURT	20	0	4	0	0	0	4	16	9	1
PUTNAM COUNTY COURT	17	172	24	102	0	0	0	0	0	0
TOTAL-COURTS OF RECORD:	37	172	28	102	0	0	4	16	9	1
GRAND TOTAL:	37	172	28	102	0	0	4	16	9	1
<b>RANDOLPH</b>										
RANDOLPH CIRCUIT COURT	1	0	2	0	0	0	5	8	23	0
RANDOLPH COUNTY COURT	4	15	1	0	0	0	0	0	0	0
TOTAL-COURTS OF RECORD:	5	15	3	0	0	0	5	8	23	0
WINCHESTER CITY COURT	0	50	0	28	8	0	0	0	0	0
UNION CITY COURT	0	30	0	8	7	0	0	0	0	0
TOTAL-CITY AND TOWN:	0	80	0	36	15	0	0	0	0	0
GRAND TOTAL:	5	95	3	36	15	0	5	8	23	0
<b>RIPLEY</b>										
RIPLEY CIRCUIT COURT	6	11	13	0	0	0	0	1	0	0
RIPLEY CIRCUIT COURT CCF	0	0	0	0	0	0	0	0	0	0
TOTAL-COURTS OF RECORD:	6	11	13	0	0	0	0	1	0	0
BATESVILLE CITY COURT	0	37	0	60	2	0	0	0	0	0
VERSAILLES CITY COURT	0	36	0	70	0	0	0	0	0	0
TOTAL-CITY AND TOWN:	0	73	0	130	2	0	0	0	0	0
GRAND TOTAL:	6	84	13	130	2	0	0	1	0	0
<b>RUSH</b>										
RUSH CIRCUIT COURT	5	0	4	0	0	0	2	1	4	0



METHOD OF DISPOSITION  
DISMISSED  
- - - CIVIL - - -

PAGE 93

CP	SC	RCP	DR	RDR	MH	AD	ES	GU	TR	MI	TOTAL
29	35	18	29	21	0	0	0	0	0	0	238
29	35	18	29	21	0	0	0	0	0	0	288
1,050	0	134	181	50	0	1	0	1	0	7	1,560
9	0	0	5	0	0	0	0	0	0	0	255
2	605	0	0	0	0	0	0	0	0	0	769
14	422	340	0	0	0	0	0	0	0	0	1,248
1,075	1,027	474	186	50	0	1	0	1	0	7	3,832
0	0	0	0	0	0	0	0	0	0	0	85
0	0	0	0	0	0	0	0	0	0	0	85
1,075	1,027	474	186	50	0	1	0	1	0	7	3,917
27	0	2	40	12	0	0	0	0	0	0	126
2	110	6	0	0	0	0	0	0	0	0	408
29	110	8	40	12	0	0	0	0	0	0	534
29	110	8	40	12	0	0	0	0	0	0	534
75	0	19	21	5	6	1	0	0	0	0	142
0	70	46	0	0	0	0	0	0	0	0	370
75	70	65	21	5	6	1	0	0	0	0	512
75	70	65	21	5	6	1	0	0	0	0	512
76	0	7	92	36	1	1	1	3	2	44	317
3	353	0	0	0	0	0	0	0	0	0	671
79	353	7	92	36	1	1	1	3	2	44	988
79	353	7	92	36	1	1	1	3	2	44	988
51	0	4	41	22	3	7	1	0	1	0	169
7	206	138	0	0	0	0	0	0	0	0	371
58	206	142	41	22	3	7	1	0	1	0	540
0	0	0	0	0	0	0	0	0	0	0	86
0	0	0	0	0	0	0	0	0	0	0	45
0	0	0	0	0	0	0	0	0	0	0	131
58	206	142	41	22	3	7	1	0	1	0	671
50	0	4	8	1	0	2	0	0	0	0	96
0	305	33	0	0	0	0	0	0	0	0	338
50	305	37	8	1	0	2	0	0	0	0	434
38	0	2	0	0	0	0	0	0	0	0	139
0	0	0	0	0	0	0	0	0	0	0	106
38	0	2	0	0	0	0	0	0	0	0	245
88	305	39	8	1	0	2	0	0	0	0	679
25	0	7	6	20	0	2	0	0	0	1	77

METHOD OF DISPOSITION  
DISMISSED  
--- CRIMINAL ---

	CF	CM	RCR	IF	OV	MC	JC	JD	JP	JM
<b>RUSH</b>										
RUSH COUNTY COURT	6	29	7	20	0	0	0	0	0	0
TOTAL-COURTS OF RECORD:	11	29	11	20	0	0	2	1	4	0
GRAND TOTAL:	11	29	11	20	0	0	2	1	4	0
<b>ST. JOSEPH</b>										
ST. JOSEPH CIRCUIT COURT	0	0	0	0	0	0	0	0	0	0
ST. JOSEPH SUPERIOR COURT	174	0	17	0	0	0	0	0	0	0
ST. JOSEPH SUPERIOR COURT CCF	0	0	0	0	0	0	0	0	0	0
ST. JOSEPH PROBATE COURT	0	0	0	0	0	0	2	50	91	0
TOTAL-COURTS OF RECORD:	174	0	17	0	0	0	2	50	91	0
WALKERTON TOWN COURT	0	22	0	12	5	0	0	0	0	0
TOTAL-CITY AND TOWN:	0	22	0	12	5	0	0	0	0	0
GRAND TOTAL:	174	22	17	12	5	0	2	50	91	0
<b>SCOTT</b>										
SCOTT CIRCUIT COURT	18	0	6	0	0	0	9	3	0	0
SCOTT COUNTY COURT	4	168	3	207	0	0	0	0	0	0
TOTAL-COURTS OF RECORD:	22	168	9	207	0	0	9	3	0	0
GRAND TOTAL:	22	168	9	207	0	0	9	3	0	0
<b>SHELBY</b>										
SHELBY CIRCUIT COURT	2	0	0	0	0	0	0	0	0	0
SHELBY SUPERIOR COURT	19	1	1	0	0	0	0	19	6	0
SHELBY COUNTY COURT	21	362	107	147	0	12	0	0	0	0
TOTAL-COURTS OF RECORD:	42	363	108	147	0	12	0	19	6	0
GRAND TOTAL:	42	363	108	147	0	12	0	19	6	0
<b>SPENCER</b>										
SPENCER CIRCUIT COURT	7	0	4	0	0	0	0	0	0	0
SPENCER CIRCUIT COURT CCF	0	56	0	191	0	0	0	0	0	0
TOTAL-COURTS OF RECORD:	7	56	4	191	0	0	0	0	0	0
ROCKPORT CITY COURT	0	0	0	0	0	0	0	0	0	0
2, 3 & 4 QUARTERS AVERAGED										
TOTAL-CITY AND TOWN:	0	0	0	0	0	0	0	0	0	0
GRAND TOTAL:	7	56	4	191	0	0	0	0	0	0
<b>STARKE</b>										
STARKE CIRCUIT COURT	60	1	5	0	0	0	0	23	9	0
STARKE CIRCUIT COURT CCF	0	0	0	0	0	0	0	0	0	0
TOTAL-COURTS OF RECORD:	60	1	5	0	0	0	0	23	9	0
KNOX CITY COURT	0	43	0	77	0	0	0	0	0	0
TOTAL-CITY AND TOWN:	0	43	0	77	0	0	0	0	0	0
GRAND TOTAL:	60	44	5	77	0	0	0	23	9	0
<b>STEUBEN</b>										
STEUBEN CIRCUIT COURT	5	23	4	0	0	0	14	18	18	1
STEUBEN SUPERIOR COURT	13	0	32	0	0	0	0	0	0	0
STEUBEN SUPERIOR COURT CCF	0	157	0	112	0	0	0	0	0	0
TOTAL-COURTS OF RECORD:	18	180	36	112	0	0	14	18	18	1
FREMONT TOWN COURT	0	6	0	101	0	0	0	0	0	0
TOTAL-CITY AND TOWN:	0	6	0	101	0	0	0	0	0	0
GRAND TOTAL:	18	186	36	213	0	0	14	18	18	1
<b>SULLIVAN</b>										
SULLIVAN CIRCUIT COURT	0	0	0	0	0	0	23	12	0	0



METHOD OF DISPOSITION  
DISMISSED  
- - - CRIMINAL - - -

	CF	CM	RGR	IF	OV	MC	JC	JD	JP	JM
<b>SULLIVAN</b>										
SULLIVAN COUNTY COURT	12	145	9	95	2	0	0	0	0	0
TOTAL-COURTS OF RECORD:	12	145	9	95	2	0	23	12	0	0
GRAND TOTAL:	12	145	9	95	2	0	23	12	0	0
<b>SWITZERLAND</b>										
SWITZERLAND CIRCUIT COURT	4	50	0	0	0	0	3	0	0	0
SWITZERLAND CIR & SUP										
SWITZERLAND CIRCUIT COURT CCF	0	0	0	7	0	0	0	0	0	0
SWITZERLAND CIR & SUP										
TOTAL-COURTS OF RECORD:	4	50	0	7	0	0	3	0	0	0
GRAND TOTAL:	4	50	0	7	0	0	3	0	0	0
<b>TIPPECANOE</b>										
TIPPECANOE CIRCUIT COURT	1	0	0	0	0	0	1	0	5	0
TIPPECANOE SUPERIOR COURT 1	107	0	9	0	0	0	0	0	0	0
TIPPECANOE SUPERIOR COURT 2	0	0	0	0	0	0	0	0	0	0
TIPPECANOE SUPERIOR COURT 3	0	2	0	0	0	0	1	6	8	0
TIPPECANOE COUNTY COURT 1	15	0	0	0	0	0	0	0	0	0
TIPPECANOE COUNTY COURT 2	133	431	0	96	33	0	0	0	0	0
TOTAL-COURTS OF RECORD:	256	433	9	96	33	0	2	6	13	0
WEST LAFAYETTE CITY COURT	0	31	0	63	19	0	0	0	0	0
TOTAL-CITY AND TOWN:	0	31	0	63	19	0	0	0	0	0
GRAND TOTAL:	256	464	9	159	52	0	2	6	13	0
<b>TIPTON</b>										
TIPTON CIRCUIT COURT	29	59	9	0	0	1	5	3	1	0
TIPTON CIRCUIT COURT CCF	0	0	0	0	0	0	0	0	0	0
TOTAL-COURTS OF RECORD:	29	59	9	0	0	1	5	3	1	0
TIPTON CITY COURT	0	113	0	77	1	0	0	0	0	0
SHARPSVILLE TOWN COURT	0	1	0	20	0	0	0	0	0	0
TOTAL-CITY AND TOWN:	0	114	0	97	1	0	0	0	0	0
GRAND TOTAL:	29	173	9	97	1	1	5	3	1	0
<b>UNION</b>										
UNION CIRCUIT COURT	0	3	0	0	0	0	0	0	0	0
UNION CIRCUIT COURT CCF	0	3	0	14	0	0	0	0	0	0
TOTAL-COURTS OF RECORD:	0	6	0	14	0	0	0	0	0	0
GRAND TOTAL:	0	6	0	14	0	0	0	0	0	0
<b>VANDERBURGH</b>										
VANDERBURGH CIRCUIT COURT	84	0	88	0	0	0	0	0	0	0
2, 3 & 4 QUARTERS AVERAGED										
VANDERBURGH SUPERIOR COURT	0	0	0	0	0	0	38	62	35	0
JUVENILE										
VANDERBURGH SUPERIOR COURT CCF	0	0	0	0	79	0	0	0	0	0
VANDERBURGH SUPERIOR COURT	46	0	0	0	0	0	0	0	0	0
VANDERBURGH SUPERIOR COURT CCF	0	506	0	3,229	0	0	0	0	0	0
MISDEMEANOR										
TOTAL-COURTS OF RECORD:	130	506	88	3,229	79	0	38	62	35	0
GRAND TOTAL:	130	506	88	3,229	79	0	38	62	35	0
<b>VERMILLION</b>										
VERMILLION CIRCUIT COURT	14	0	5	0	0	0	1	2	0	0

METHOD OF DISPOSITION  
DISMISSED  
- - - CIVIL - - -

CP	SC	RCP	DR	RDR	MH	AD	ES	GU	TR	MI	TOTAL
3	224	149	0	0	0	0	0	0	0	8	647
30	224	149	42	0	0	0	0	0	0	8	751
30	224	149	42	0	0	0	0	0	0	8	751
14	0	0	5	0	0	0	0	2	0	0	78
0	33	0	0	0	0	0	0	0	0	0	40
14	33	0	5	0	0	0	0	2	0	0	118
14	33	0	5	0	0	0	0	2	0	0	118
255	0	2	15	0	0	3	0	0	0	0	282
35	0	34	58	109	0	0	0	0	0	0	352
27	0	16	84	86	14	0	0	0	0	0	227
0	0	0	5	3	0	0	0	0	0	0	25
66	1,290	1,088	0	0	0	0	0	0	0	0	2,459
0	0	0	0	0	0	0	0	0	0	0	693
383	1,290	1,140	162	198	14	3	0	0	0	0	4,038
0	0	0	0	0	0	0	0	0	0	0	113
0	0	0	0	0	0	0	0	0	0	0	113
383	1,290	1,140	162	198	14	3	0	0	0	0	4,151
102	0	10	48	42	0	0	0	0	0	2	311
0	73	0	0	0	0	0	0	0	0	0	73
102	73	10	48	42	0	0	0	0	0	2	384
0	0	0	0	0	0	0	0	0	0	0	191
0	0	0	0	0	0	0	0	0	0	0	21
0	0	0	0	0	0	0	0	0	0	0	212
102	73	10	48	42	0	0	0	0	0	2	596
22	0	0	2	0	0	0	0	0	0	0	27
6	30	0	0	0	0	0	0	0	0	0	53
28	30	0	2	0	0	0	0	0	0	0	80
28	30	0	2	0	0	0	0	0	0	0	80
188	0	52	0	0	0	0	0	0	0	0	412
0	0	0	0	0	0	0	0	0	0	0	135
0	1,784	1,134	0	0	0	0	0	0	0	0	2,997
440	0	204	286	363	71	0	0	0	0	0	1,410
0	0	0	0	0	0	0	0	0	0	0	3,735
628	1,784	1,390	286	363	71	0	0	0	0	0	8,689
628	1,784	1,390	286	363	71	0	0	0	0	0	8,689
20	0	1	16	10	0	0	0	1	0	0	70

METHOD OF DISPOSITION  
DISMISSED  
- - - CRIMINAL - - -

	CF	CM	RCR	IF	OV	MC	JC	JD	JP	JM
<b>VERMILLION</b>										
VERMILLION CIRCUIT COURT CCF	0	119	3	2	0	0	0	0	0	0
TOTAL-COURTS OF RECORD:	14	119	8	2	0	0	1	2	0	0
CLINTON CITY COURT	0	0	0	10	1	0	0	0	0	0
TOTAL-CITY AND TOWN:	0	0	0	10	1	0	0	0	0	0
GRAND TOTAL:	14	119	8	12	1	0	1	2	0	0
<b>VIGO</b>										
VIGO CIRCUIT COURT	14	2	6	0	0	0	56	40	11	5
VIGO SUPERIOR COURT 1	6	3	0	0	0	0	0	0	0	0
VIGO SUPERIOR COURT 2	0	0	0	0	0	0	0	0	0	0
VIGO COUNTY COURT - DIV. 4	0	1	1	0	0	0	0	0	0	0
VIGO COUNTY COURT - DIV. 5	27	213	198	6	0	49	0	0	0	0
TOTAL-COURTS OF RECORD:	47	219	205	6	0	49	56	40	11	5
TERRE HAUTE CITY COURT	0	359	0	243	12	0	0	0	0	0
TOTAL-CITY AND TOWN:	0	359	0	243	12	0	0	0	0	0
GRAND TOTAL:	47	578	205	249	12	49	56	40	11	5
<b>WABASH</b>										
WABASH CIRCUIT COURT	8	0	1	0	0	0	5	6	0	0
WABASH COUNTY COURT	42	579	26	91	0	0	0	0	0	0
TOTAL-COURTS OF RECORD:	50	579	27	91	0	0	5	6	0	0
WABASH CITY COURT	0	0	0	0	0	0	0	0	0	0
NORTH MANCHESTER TOWN COURT	0	0	0	9	0	0	0	0	0	0
TOTAL-CITY AND TOWN:	0	0	0	9	0	0	0	0	0	0
GRAND TOTAL:	50	579	27	100	0	0	5	6	0	0
<b>WARREN</b>										
WARREN CIRCUIT COURT	12	0	2	0	0	0	3	22	19	0
WARREN CIRCUIT COURT CCF	0	25	1	0	0	0	0	0	0	0
TOTAL-COURTS OF RECORD:	12	25	3	0	0	0	3	22	19	0
GRAND TOTAL:	12	25	3	0	0	0	3	22	19	0
<b>WARRICK</b>										
WARRICK CIRCUIT COURT	22	0	0	0	0	0	0	0	0	0
WARRICK SUPERIOR COURT	17	0	0	0	0	0	0	0	0	0
WARRICK SUPERIOR COURT CCF	0	312	0	70	0	0	0	0	0	0
TOTAL-COURTS OF RECORD:	39	312	0	70	0	0	0	0	0	0
GRAND TOTAL:	39	312	0	70	0	0	0	0	0	0
<b>WASHINGTON</b>										
WASHINGTON CIRCUIT COURT	43	54	0	0	0	0	29	25	0	95
WASHINGTON CIRCUIT COURT CCF	0	0	0	2	0	0	0	0	0	0
WASHINGTON SUPERIOR COURT	0	0	0	0	0	0	0	0	0	0
WASHINGTON SUPERIOR COURT CCF	18	19	2	1	0	0	0	0	0	0
TOTAL-COURTS OF RECORD:	61	73	2	3	0	0	29	25	0	95
SALEM CITY COURT	0	10	0	57	0	21	0	0	0	0
TOTAL-CITY AND TOWN:	0	10	0	57	0	21	0	0	0	0
GRAND TOTAL:	61	83	2	60	0	21	29	25	0	95
<b>WAYNE</b>										
WAYNE CIRCUIT COURT	36	2	9	0	0	0	7	0	1	0
WAYNE SUPERIOR COURT 1	33	0	4	0	0	0	3	2	0	0

METHOD OF DISPOSITION  
DISMISSED  
- - - CIVIL - - -

PAGE 99

CP	SC	RCP	DR	RDR	MH	AD	ES	GU	TR	MI	TOTAL
0	41	16	0	0	0	0	0	0	0	0	181
20	41	17	16	10	0	0	0	1	0	0	251
0	0	0	0	0	0	0	0	0	0	0	11
0	0	0	0	0	0	0	0	0	0	0	11
20	41	17	16	10	0	0	0	1	0	0	262
38	0	7	86	25	0	2	0	0	0	6	298
126	0	35	92	30	0	0	0	0	0	4	296
41	0	11	113	13	0	0	0	0	0	0	178
260	598	1,090	0	0	0	0	0	0	0	0	1,950
13	245	136	0	0	0	0	0	0	0	0	887
478	843	1,279	291	68	0	2	0	0	0	10	3,609
0	0	0	0	0	0	0	0	0	0	0	614
0	0	0	0	0	0	0	0	0	0	0	614
478	843	1,279	291	68	0	2	0	0	0	10	4,223
75	0	19	38	11	3	7	0	0	0	0	173
0	200	0	0	0	0	0	0	0	0	0	938
75	200	19	38	11	3	7	0	0	0	0	1,111
15	0	1	0	0	0	0	0	0	0	0	16
0	0	0	0	0	0	0	0	0	0	0	9
15	0	1	0	0	0	0	0	0	0	0	25
90	200	20	38	11	3	7	0	0	0	0	1,136
16	0	3	7	7	2	10	0	0	0	0	103
0	28	4	0	0	0	0	0	0	0	0	58
16	28	7	7	7	2	10	0	0	0	0	161
16	28	7	7	7	2	10	0	0	0	0	161
445	0	0	26	5	0	0	0	0	0	0	498
3	0	0	11	1	0	0	0	0	0	0	32
0	73	144	0	0	0	0	0	0	0	0	599
448	73	144	37	6	0	0	0	0	0	0	1,129
448	73	144	37	6	0	0	0	0	0	0	1,129
43	0	4	1	3	4	6	0	3	0	0	310
0	5	0	0	0	0	0	0	0	0	0	7
32	0	6	23	4	0	0	0	0	0	0	65
0	31	0	0	0	0	0	0	0	0	0	71
75	36	10	24	7	4	6	0	3	0	0	453
0	0	0	0	0	0	0	0	0	0	0	88
0	0	0	0	0	0	0	0	0	0	0	88
75	36	10	24	7	4	6	0	3	0	0	541
49	0	2	42	34	0	0	0	0	0	5	187
44	0	18	17	14	0	3	0	0	0	2	140

METHOD OF DISPOSITION  
DISMISSED  
- - - CRIMINAL - - -

	CF	CM	RCR	IF	OV	MC	JC	JD	JP	JM
<b>WAYNE</b>										
WAYNE SUPERIOR COURT 2	56	0	9	0	0	0	10	4	9	0
WAYNE SUPERIOR COURT 3 CCF	14	119	0	90	40	0	0	0	0	0
TOTAL-COURTS OF RECORD:	139	121	22	90	40	0	20	6	10	0
HAGERSTOWN TOWN COURT	0	12	0	30	0	0	0	0	0	0
TOTAL-CITY AND TOWN:	0	12	0	30	0	0	0	0	0	0
GRAND TOTAL:	139	133	22	120	40	0	20	6	10	0
<b>WELLS</b>										
WELLS CIRCUIT COURT	4	0	1	0	0	0	2	3	4	0
WELLS SUPERIOR COURT	0	0	0	0	0	0	0	0	0	0
WELLS SUPERIOR COURT CCF	6	54	43	122	1	0	0	0	0	0
TOTAL-COURTS OF RECORD:	10	54	44	122	1	0	2	3	4	0
BLUFFTON CITY COURT	0	0	0	4	0	0	0	0	0	0
TOTAL-CITY AND TOWN:	0	0	0	4	0	0	0	0	0	0
GRAND TOTAL:	10	54	44	126	1	0	2	3	4	0
<b>WHITE</b>										
WHITE CIRCUIT COURT	2	0	3	0	0	0	22	20	5	0
WHITE SUPERIOR COURT	5	0	5	0	0	0	0	0	0	0
WHITE SUPERIOR COURT CCF	0	51	15	68	0	0	0	0	0	0
TOTAL-COURTS OF RECORD:	7	51	23	68	0	0	22	20	5	0
MONON TOWN COURT	0	0	0	0	0	0	0	0	0	0
2, 3 & 4 QUARTERS AVERAGED										
TOTAL-CITY AND TOWN:	0	0	0	0	0	0	0	0	0	0
GRAND TOTAL:	7	51	23	68	0	0	22	20	5	0
<b>WHITLEY</b>										
WHITLEY CIRCUIT COURT	2	1	1	0	0	0	5	7	0	0
WHITLEY SUPERIOR COURT	0	0	0	0	0	0	0	0	0	0
WHITLEY SUPERIOR COURT CCF	23	75	70	27	0	0	0	0	0	0
TOTAL-COURTS OF RECORD:	25	76	71	27	0	0	5	7	0	0
GRAND TOTAL:	25	76	71	27	0	0	5	7	0	0



METHOD OF DISPOSITION  
DISMISSED  
- - - CIVIL - - -

PAGE 101.

CP	SC	RCP	DR	RDR	MH	AD	ES	GU	TR	MI	TOTAL
32	0	10	42	26	0	0	0	0	0	0	198
15	169	135	0	0	0	0	0	0	0	0	582
140	169	165	101	74	0	3	0	0	0	7	1,107
0	0	0	0	0	0	0	0	0	0	0	42
0	0	0	0	0	0	0	0	0	0	0	42
140	169	165	101	74	0	3	0	0	0	7	1,149
204	0	45	23	73	11	0	0	2	0	0	372
9	0	8	7	1	1	0	0	0	0	0	26
0	155	38	0	0	0	0	0	0	0	0	419
213	155	91	30	74	12	0	0	2	0	0	817
0	0	0	0	0	0	0	0	0	0	0	4
0	0	0	0	0	0	0	0	0	0	0	4
213	155	91	30	74	12	0	0	2	0	0	821
84	0	17	28	38	0	0	0	2	2	0	223
23	0	3	0	0	0	0	0	0	0	0	36
0	187	87	0	0	0	0	0	0	0	0	408
107	187	107	28	38	0	0	0	2	2	0	667
0	0	0	0	0	0	0	0	0	0	0	0
0	0	0	0	0	0	0	0	0	0	0	0
107	187	107	28	38	0	0	0	2	2	0	667
98	0	7	46	14	0	0	0	0	0	0	181
10	0	0	3	0	0	0	0	0	0	0	13
0	173	0	0	0	0	0	0	0	0	0	368
108	173	7	49	14	0	0	0	0	0	0	562
108	173	7	49	14	0	0	0	0	0	0	562

METHOD OF DISPOSITION  
DISMISSED  
- - - CRIMINAL - - -

	CF	CM	RCR	IF	OV	MC	JC	JD	JP	JM
TOTALS FOR SUPERIOR AND CIRCUIT COURTS	3,431	2,498	1,279	0	0	30	1,635	4,204	1,591	732
TOTALS FOR COUNTY, MUNICIPAL COURTS AND CCF	5,360	44,587	2,088	40,372	5,605	82	0	0	0	0
TOTALS FOR SMALL CLAIM COURTS	0	0	0	0	0	0	0	0	0	0
TOTALS FOR CITY & TOWN COURTS	7	5,460	153	7,680	3,074	143	0	0	0	0
TOTALS FOR ALL COURTS	8,798	52,545	3,520	48,052	8,679	255	1,635	4,204	1,591	732

METHOD OF DISPOSITION  
DISMISSED  
- - - CIVIL - - -

CP	SC	RCP	DR	RDR	MH	AD	ES	GU	TR	MI	TOTAL
23,253	0	5,967	10,015	6,729	1,024	212	145	129	6	969	63,849
5,802	37,123	22,935	0	0	173	0	0	0	0	90	164,217
0	9,914	4,479	0	0	0	0	0	0	0	97	14,490
3,477	0	1,950	0	0	0	0	0	0	0	32	21,976
32,532	47,037	35,331	10,015	6,729	1,197	212	145	129	6	1,188	264,532







METHOD OF DISPOSITION

DEFAULT

--- CIVIL ---

CP	SC	RCP	DR	RDR	MH	AD	ES	GU	TR	MI	TOT
0	60	0	0	0	0	0	0	0	0	0	60
0	60	0	0	0	0	0	0	0	0	0	60
14	0	0	0	0	0	0	0	0	0	0	14
2	164	0	0	0	0	0	0	0	0	0	166
16	164	0	0	0	0	0	0	0	0	0	180
0	0	0	0	0	0	0	0	0	0	0	0
0	0	0	0	0	0	0	0	0	0	0	0
0	0	0	0	0	0	0	0	0	0	0	0
16	164	0	0	0	0	0	0	0	0	0	180
30	0	0	0	0	0	0	0	0	0	0	30
0	0	0	0	0	0	0	0	0	0	0	0
45	0	0	28	0	0	0	0	0	0	0	73
0	653	0	0	0	0	0	0	0	0	0	653
75	653	0	28	0	0	0	0	0	0	0	756
75	653	0	28	0	0	0	0	0	0	0	756
59	0	1	0	0	0	0	0	0	0	0	60
0	0	0	0	0	0	0	0	0	0	0	0
205	0	0	0	0	0	0	0	0	0	0	205
389	404	0	0	0	0	0	0	0	0	0	793
653	404	1	0	0	0	0	0	0	0	0	1,058
0	0	0	0	0	0	0	0	0	0	0	0
0	0	0	0	0	0	0	0	0	0	0	0
0	0	0	0	0	0	0	0	0	0	0	0
0	0	0	0	0	0	0	0	0	0	0	0
653	404	1	0	0	0	0	0	0	0	0	1,058
17	0	0	0	0	0	0	0	0	0	0	17
7	0	0	0	0	0	0	0	0	0	0	7
0	193	0	0	0	0	0	0	0	0	0	193
24	193	0	0	0	0	0	0	0	0	0	217
24	193	0	0	0	0	0	0	0	0	0	217
53	0	1	0	0	0	0	0	0	0	0	54
32	181	0	0	0	0	0	0	0	0	0	213
85	181	1	0	0	0	0	0	0	0	0	267
0	0	0	0	0	0	0	0	0	0	0	0
0	0	0	0	0	0	0	0	0	0	0	0
85	181	1	0	0	0	0	0	0	0	0	267
19	0	0	4	0	0	0	0	0	0	0	23
0	31	1	0	0	0	0	0	0	0	0	32
19	31	1	4	0	0	0	0	0	0	0	55
19	31	1	4	0	0	0	0	0	0	0	55
0	0	0	0	0	0	0	0	4	0	0	4







METHOD OF DISPOSITION  
GUILTY PLEA / ADMISSIONS  
- - - CRIMINAL - - -

	CF	CM	RCR	IF	OV	MC	JC	JD	JP	JM	TOT
<b>ELKHART</b>											
ELKHART SUPERIOR COURT 3	56	35	1	0	0	0	0	0	1	0	93
ELKHART COUNTY COURT	243	20	35	59	0	0	0	0	0	0	357
ELKHART COUNTY COURT	188	686	45	982	329	0	0	0	0	0	2,230
TOTAL-COURTS OF RECORD:	652	742	100	1,041	329	0	0	0	1	0	2,865
ELKHART CITY COURT	0	2,747	0	5,421	192	0	0	0	0	0	8,360
GOSHEN CITY COURT	0	536	158	1,190	57	35	0	0	0	0	1,976
NAPPANEE CITY COURT	0	33	0	715	0	0	0	0	0	0	748
TOTAL-CITY AND TOWN:	0	3,316	158	7,326	249	35	0	0	0	0	11,084
GRAND TOTAL:	652	4,058	258	8,367	578	35	0	0	1	0	13,949
<b>FAYETTE</b>											
FAYETTE CIRCUIT COURT	78	3	1	0	0	0	11	58	7	0	158
FAYETTE SUPERIOR COURT	71	713	33	0	0	0	0	0	0	0	817
FAYETTE SUPERIOR COURT CCF	0	0	0	68	0	0	0	0	0	0	68
TOTAL-COURTS OF RECORD:	149	716	34	68	0	0	11	58	7	0	1,043
GRAND TOTAL:	149	716	34	68	0	0	11	58	7	0	1,043
<b>FLOYD</b>											
FLOYD CIRCUIT COURT	93	16	0	0	0	0	0	0	31	0	140
FLOYD SUPERIOR COURT	74	12	1	0	0	0	0	0	0	0	87
FLOYD COUNTY COURT	34	824	0	227	78	0	0	0	0	0	1,163
TOTAL-COURTS OF RECORD:	201	852	1	227	78	0	0	0	31	0	1,390
GRAND TOTAL:	201	852	1	227	78	0	0	0	31	0	1,390
<b>FOUNTAIN</b>											
FOUNTAIN CIRCUIT COURT	99	178	29	0	0	1	0	4	0	1	312
FOUNTAIN CIRCUIT COURT CCF	0	0	0	196	1	0	0	0	0	0	197
TOTAL-COURTS OF RECORD:	99	178	29	196	1	1	0	4	0	1	509
ATTICA CITY COURT	0	171	0	1,568	2	0	0	0	0	0	1,741
TOTAL-CITY AND TOWN:	0	171	0	1,568	2	0	0	0	0	0	1,741
GRAND TOTAL:	99	349	29	1,764	3	1	0	4	0	1	2,250
<b>FRANKLIN</b>											
FRANKLIN CIRCUIT COURT	102	134	0	0	0	0	0	0	0	0	236
FRANKLIN CIRCUIT COURT CCF	0	0	0	1,898	0	0	0	0	0	0	1,898
TOTAL-COURTS OF RECORD:	102	134	0	1,898	0	0	0	0	0	0	2,134
GRAND TOTAL:	102	134	0	1,898	0	0	0	0	0	0	2,134
<b>FULTON</b>											
FULTON CIRCUIT COURT	35	0	0	0	0	0	0	0	0	0	35
FULTON COUNTY COURT	25	314	22	1,561	0	0	0	0	0	0	1,922
TOTAL-COURTS OF RECORD:	60	314	22	1,561	0	0	0	0	0	0	1,957
GRAND TOTAL:	60	314	22	1,561	0	0	0	0	0	0	1,957
<b>GIBSON</b>											
GIBSON CIRCUIT COURT	31	0	0	0	0	0	0	4	0	0	35
GIBSON SUPERIOR COURT	0	0	0	0	0	0	0	0	0	0	0
GIBSON SUPERIOR COURT CCF	38	762	20	824	1	0	0	0	0	0	1,645
TOTAL-COURTS OF RECORD:	69	762	20	824	1	0	0	4	0	0	1,680
GRAND TOTAL:	69	762	20	824	1	0	0	4	0	0	1,680
<b>GRANT</b>											
GRANT CIRCUIT COURT	41	7	4	0	0	1	0	0	0	0	53



METHOD OF DISPOSITION  
 GUILTY PLEA / ADMISSIONS  
 - - - CRIMINAL - - -

	CF	CM	RCR	IF	OV	MC	JC	JD	JP	JM	TOT
<b>GRANT</b>											
GRANT SUPERIOR COURT 1	51	1	12	0	0	0	0	0	0	0	64
GRANT SUPERIOR COURT 2	43	2	1	0	0	0	0	104	0	0	150
GRANT COUNTY COURT	184	622	27	1,392	0	0	0	0	0	0	2,225
TOTAL-COURTS OF RECORD:	319	632	44	1,392	0	1	0	104	0	0	2,492
GAS CITY COURT	0	141	0	288	12	0	0	0	0	0	441
MARION CITY COURT	0	639	0	303	205	0	0	0	0	0	1,147
TOTAL-CITY AND TOWN:	0	780	0	591	217	0	0	0	0	0	1,588
GRAND TOTAL:	319	1,412	44	1,983	217	1	0	104	0	0	4,080
<b>GREENE</b>											
GREENE CIRCUIT COURT	10	0	0	0	0	0	0	12	0	0	22
GREENE COUNTY COURT	44	222	0	41	0	0	0	0	0	0	307
TOTAL-COURTS OF RECORD:	54	222	0	41	0	0	0	12	0	0	329
GRAND TOTAL:	54	222	0	41	0	0	0	12	0	0	329
<b>HAMILTON</b>											
HAMILTON CIRCUIT COURT	37	0	0	0	0	0	0	0	0	0	37
HAMILTON SUPERIOR COURT 1	28	2	0	0	0	0	0	0	0	0	30
HAMILTON SUPERIOR COURT 2	28	1	0	0	0	0	0	0	0	0	29
HAMILTON COUNTY COURT	684	1,782	67	2,031	0	48	0	0	0	0	4,612
TOTAL-COURTS OF RECORD:	777	1,785	67	2,031	0	48	0	0	0	0	4,708
CARMEL CITY COURT	0	126	1	1,129	813	0	0	0	0	0	2,069
NOBLESVILLE CITY COURT	0	379	0	538	1,191	0	0	0	0	0	2,108
TOTAL-CITY AND TOWN:	0	505	1	1,667	2,004	0	0	0	0	0	4,177
GRAND TOTAL:	777	2,290	68	3,698	2,004	48	0	0	0	0	8,885
<b>HANCOCK</b>											
HANCOCK CIRCUIT COURT	23	0	0	0	0	0	0	0	0	0	23
HANCOCK SUPERIOR COURT	35	0	0	0	0	0	0	1	0	0	36
HANCOCK COUNTY COURT	154	897	17	801	0	0	0	0	0	0	1,869
TOTAL-COURTS OF RECORD:	212	897	17	801	0	0	0	1	0	0	1,928
GRAND TOTAL:	212	897	17	801	0	0	0	1	0	0	1,928
<b>HARRISON</b>											
HARRISON CIRCUIT COURT	9	0	0	0	0	0	0	0	0	0	9
HARRISON COUNTY COURT	50	143	0	586	0	0	0	0	0	0	779
TOTAL-COURTS OF RECORD:	59	143	0	586	0	0	0	0	0	0	788
GRAND TOTAL:	59	143	0	586	0	0	0	0	0	0	788
<b>HENDRICKS</b>											
HENDRICKS CIRCUIT COURT	135	10	0	0	0	0	0	0	0	0	145
HENDRICKS SUPERIOR COURT 1	39	0	0	0	0	0	0	0	0	0	39
HENDRICKS SUPERIOR COURT 2	0	0	0	0	0	0	0	0	0	0	0
HENDRICKS SUPERIOR COURT 2 CCF	131	426	11	1,500	0	0	0	0	0	0	2,068
TOTAL-COURTS OF RECORD:	305	436	11	1,500	0	0	0	0	0	0	2,252
GRAND TOTAL:	305	436	11	1,500	0	0	0	0	0	0	2,252
<b>HENRY</b>											
HENRY CIRCUIT COURT	43	0	0	0	0	0	0	0	0	0	43
HENRY SUPERIOR COURT	35	0	0	0	0	0	0	0	0	0	35
HENRY COUNTY COURT	101	713	0	95	0	0	0	0	0	0	909
TOTAL-COURTS OF RECORD:	179	713	0	95	0	0	0	0	0	0	987

























METHOD OF DISPOSITION  
 GUILTY PLEA / ADMISSIONS  
 - - - CRIMINAL - - -

	CF	CM	RCR	IF	OV	MC	JC	JD	JP	JM	TOT
<b>NEWTON</b>											
NEWTON SUPERIOR COURT	0	0	0	0	0	0	0	0	0	0	0
NEWTON SUPERIOR COURT CCF	86	163	7	0	847	0	0	0	0	0	1,103
TOTAL-COURTS OF RECORD:	89	163	7	0	847	0	0	0	0	0	1,106
GRAND TOTAL:	89	163	7	0	847	0	0	0	0	0	1,106
<b>NOBLE</b>											
NOBLE CIRCUIT COURT	20	0	0	0	0	0	0	0	0	0	20
NOBLE SUPERIOR COURT	13	0	1	0	0	0	0	0	0	0	14
NOBLE COUNTY COURT	211	695	58	22	14	0	0	0	0	0	1,000
TOTAL-COURTS OF RECORD:	244	695	59	22	14	0	0	0	0	0	1,034
CROMWELL TOWN COURT	0	0	0	860	0	0	0	0	0	0	860
TOTAL-CITY AND TOWN:	0	0	0	860	0	0	0	0	0	0	860
GRAND TOTAL:	244	695	59	882	14	0	0	0	0	0	1,894
<b>OHIO</b>											
OHIO CIRCUIT COURT	0	0	0	0	0	0	0	0	0	0	0
OHIO SUPERIOR COURT	24	97	0	0	0	0	0	0	0	0	121
OHIO SUPERIOR COURT CCF	0	0	0	16	0	0	0	0	0	0	16
TOTAL-COURTS OF RECORD:	24	97	0	16	0	0	0	0	0	0	137
GRAND TOTAL:	24	97	0	16	0	0	0	0	0	0	137
<b>ORANGE</b>											
ORANGE CIRCUIT COURT	49	5	0	0	0	0	0	0	0	0	54
ORANGE COUNTY COURT	21	514	0	32	0	0	0	0	0	0	567
TOTAL-COURTS OF RECORD:	70	519	0	32	0	0	0	0	0	0	621
GRAND TOTAL:	70	519	0	32	0	0	0	0	0	0	621
<b>OWEN</b>											
OWEN CIRCUIT COURT	72	181	16	0	0	0	0	47	0	0	316
OWEN CIRCUIT COURT CCF	0	4	0	827	0	0	0	0	0	0	831
TOTAL-COURTS OF RECORD:	72	185	16	827	0	0	0	47	0	0	1,147
GRAND TOTAL:	72	185	16	827	0	0	0	47	0	0	1,147
<b>PARKE</b>											
PARKE CIRCUIT COURT	16	0	0	0	0	0	0	0	0	0	16
PARKE CIRCUIT COURT CCF	0	255	0	631	0	0	0	0	0	0	886
TOTAL-COURTS OF RECORD:	16	255	0	631	0	0	0	0	0	0	902
GRAND TOTAL:	16	255	0	631	0	0	0	0	0	0	902
<b>PERRY</b>											
PERRY CIRCUIT COURT	41	258	4	0	0	0	0	0	0	0	303
PERRY CIRCUIT COURT CCF	0	0	0	996	0	0	0	0	0	0	996
TOTAL-COURTS OF RECORD:	41	258	4	996	0	0	0	0	0	0	1,299
CANNELTON CITY COURT	0	2	0	13	0	0	0	0	0	0	15
ABOLISHED 12/31/87											
TELL CITY CITY COURT	0	226	0	256	9	0	0	0	0	0	491
TOTAL-CITY AND TOWN:	0	228	0	269	9	0	0	0	0	0	506
GRAND TOTAL:	41	486	4	1,265	9	0	0	0	0	0	1,805
<b>PIKE</b>											
PIKE CIRCUIT COURT	14	0	1	0	0	0	0	0	0	0	15
PIKE CIRCUIT COURT CCF	29	190	1	18	0	0	0	0	0	0	238













METHOD OF DISPOSITION  
GUILTY PLEA / ADMISSIONS  
- - - CRIMINAL - - -

	CF	CM	RCR	IF	OV	MC	JC	JD	JP	JM	TOT
<b>SULLIVAN</b>											
SULLIVAN COUNTY COURT	39	292	3	74	1	0	0	0	0	0	409
TOTAL-COURTS OF RECORD:	39	292	3	74	1	0	0	0	0	0	409
GRAND TOTAL:	39	292	3	74	1	0	0	0	0	0	409
<b>SWITZERLAND</b>											
SWITZERLAND CIRCUIT COURT	26	122	0	0	0	0	0	0	0	0	148
SWITZERLAND CIR & SUP											
SWITZERLAND CIRCUIT COURT CCF	0	0	0	170	0	0	0	0	0	0	170
SWITZERLAND CIR & SUP											
TOTAL-COURTS OF RECORD:	26	122	0	170	0	0	0	0	0	0	318
GRAND TOTAL:	26	122	0	170	0	0	0	0	0	0	318
<b>TIPPECANOE</b>											
TIPPECANOE CIRCUIT COURT	2	0	0	0	0	0	0	0	0	0	2
TIPPECANOE SUPERIOR COURT 1	113	0	0	0	0	0	0	0	0	0	113
TIPPECANOE SUPERIOR COURT 2	0	0	0	0	0	0	0	0	0	0	0
TIPPECANOE SUPERIOR COURT 3	0	0	0	0	0	0	0	235	0	0	235
TIPPECANOE COUNTY COURT 1	54	0	0	0	1	0	0	0	0	0	55
TIPPECANOE COUNTY COURT 2	215	1,197	0	582	321	0	0	0	0	0	2,315
TOTAL-COURTS OF RECORD:	384	1,197	0	582	322	0	0	235	0	0	2,720
WEST LAFAYETTE CITY COURT	0	8	0	812	82	0	0	0	0	0	902
TOTAL-CITY AND TOWN:	0	8	0	812	82	0	0	0	0	0	902
GRAND TOTAL:	384	1,205	0	1,394	404	0	0	235	0	0	3,622
<b>TIPTON</b>											
TIPTON CIRCUIT COURT	43	28	1	0	0	0	3	15	0	0	90
TIPTON CIRCUIT COURT CCF	0	0	0	0	0	0	0	0	0	0	0
TOTAL-COURTS OF RECORD:	43	28	1	0	0	0	3	15	0	0	90
TIPTON CITY COURT	0	155	0	1,271	2	0	0	0	0	0	1,428
SHARPSVILLE TOWN COURT	0	16	0	1,400	0	0	0	0	0	0	1,416
TOTAL-CITY AND TOWN:	0	171	0	2,671	2	0	0	0	0	0	2,844
GRAND TOTAL:	43	199	1	2,671	2	0	3	15	0	0	2,934
<b>UNION</b>											
UNION CIRCUIT COURT	13	205	0	0	0	0	0	0	0	0	218
UNION CIRCUIT COURT CCF	13	205	0	1,010	0	0	0	0	0	0	1,228
TOTAL-COURTS OF RECORD:	26	410	0	1,010	0	0	0	0	0	0	1,446
GRAND TOTAL:	26	410	0	1,010	0	0	0	0	0	0	1,446
<b>VANDERBURGH</b>											
VANDERBURGH CIRCUIT COURT	488	0	108	0	0	0	0	0	0	0	596
2, 3 & 4 QUARTERS AVERAGED											
VANDERBURGH SUPERIOR COURT	0	0	0	0	0	0	0	0	0	0	0
JUVENILE											
VANDERBURGH SUPERIOR COURT CCF	0	0	0	0	0	0	0	0	0	0	0
VANDERBURGH SUPERIOR COURT	381	0	0	0	0	0	0	0	0	0	381
VANDERBURGH SUPERIOR COURT CCF	0	3,085	0	8,611	0	0	0	0	0	0	11,696
MISDEMEANOR											
TOTAL-COURTS OF RECORD:	869	3,085	108	8,611	0	0	0	0	0	0	12,673
GRAND TOTAL:	869	3,085	108	8,611	0	0	0	0	0	0	12,673
<b>VERMILLION</b>											
VERMILLION CIRCUIT COURT	50	0	0	0	0	0	0	1	0	0	51









METHOD OF DISPOSITION  
GUILTY PLEA / ADMIS SIGNS  
- - - CRIMINAL - - -

	CF	CM	RCR	IF	OV	MC	JC	JD	JP	JM	TOT
<b>WAYNE</b>											
WAYNE SUPERIOR COURT 2	71	0	0	0	0	0	0	0	0	0	71
WAYNE SUPERIOR COURT 3 CCF	133	1,341	0	598	139	0	0	0	0	0	2,211
TOTAL-COURTS OF RECORD:	331	1,341	2	598	139	0	0	0	0	0	2,411
HAGERSTOWN TOWN COURT	0	18	0	57	5	0	0	0	0	0	80
TOTAL-CITY AND TOWN:	0	18	0	57	5	0	0	0	0	0	80
GRAND TOTAL:	331	1,359	2	655	144	0	0	0	0	0	2,491
<b>WELLS</b>											
WELLS CIRCUIT COURT	14	0	0	0	0	0	0	0	0	0	14
WELLS SUPERIOR CCURT	6	0	0	0	0	0	0	0	0	0	6
WELLS SUPERIOR COURT CCF	77	339	67	16	0	0	0	0	0	0	499
TOTAL-COURTS OF RECORD:	97	339	67	16	0	0	0	0	0	0	519
BLUFFTON CITY COURT	0	0	0	1,901	1	0	0	0	0	0	1,902
TOTAL-CITY AND TOWN:	0	0	0	1,901	1	0	0	0	0	0	1,902
GRAND TOTAL:	97	339	67	1,917	1	0	0	0	0	0	2,421
<b>WHITE</b>											
WHITE CIRCUIT COURT	4	0	0	0	0	0	0	2	0	0	6
WHITE SUPERIOR COURT	59	0	0	0	0	0	0	0	0	0	59
WHITE SUPERIOR COURT CCF	0	308	0	7	0	0	0	0	0	0	315
TOTAL-COURTS OF RECORD:	63	308	0	7	0	0	0	2	0	0	380
MONON TOWN COURT	0	0	0	8	0	0	0	0	0	0	8
2, 3 & 4 QUARTERS AVERAGED											
TOTAL-CITY AND TOWN:	0	0	0	8	0	0	0	0	0	0	8
GRAND TOTAL:	63	308	0	15	0	0	0	2	0	0	388
<b>WHITLEY</b>											
WHITLEY CIRCUIT COURT	0	0	0	0	0	0	0	40	0	0	40
WHITLEY SUPERIOR COURT	0	0	0	0	0	0	0	0	0	0	0
WHITLEY SUPERIOR COURT CCF	86	315	40	660	0	0	0	0	0	0	1,101
TOTAL-COURTS OF RECORD:	86	315	40	660	0	0	0	40	0	0	1,141
GRAND TOTAL:	86	315	40	660	0	0	0	40	0	0	1,141



METHOD OF DISPOSITION  
 GUILTY PLEA / ADMISSIONS  
 - - - CRIMINAL - - -

	CF	CM	RCR	IF	OV	MC	JC	JD	JP	JM	TOT
TOTALS FOR SUPERIOR AND CIRCUIT COURTS	10,062	7,720	837	0	0	94	419	4,513	774	2,051	26,470
TOTALS FOR COUNTY, MUNICIPAL COURTS AND CCF	6,256	49,510	1,537	144,299	29,069	53	0	0	0	0	230,724
TOTALS FOR SMALL CLAIM COURTS	0	0	0	0	0	0	0	0	0	0	0
TOTALS FOR CITY & TOWN COURTS	0	18,559	196	87,361	8,563	890	0	0	0	0	115,569
TOTALS FOR ALL COURTS	16,318	75,789	2,570	231,660	37,632	1,037	419	4,513	774	2,051	372,763

METHOD OF DISPOSITION  
DEFAULT  
- - - CIVIL - - -

CP	SC	RCP	DR	RDR	MH	AD	ES	GU	TR	MI	TOT
12,803	0	1,479	975	260	0	6	0	4	0	118	15,645
7,118	51,446	7,700	0	0	0	0	0	0	0	20	66,284
0	35,558	2,494	0	0	0	0	0	0	0	0	38,052
9,706	0	148	0	0	0	0	0	0	0	0	9,854
29,627	87,004	11,821	975	260	0	6	0	4	0	138	129,835

METHOD OF DISPOSITION  
VIOLATIONS  
- - - CRIMINAL - - -

	CF	CM	RCR	IF	OV	MC	JC	JD	JP	JM	TOI
<b>ADAMS</b>											
ADAMS CIRCUIT COURT	0	0	0	0	0	0	0	0	0	0	0
ADAMS SUPERIOR COURT	0	0	0	0	0	0	0	0	0	0	0
ADAMS SUPERIOR COURT CCF	0	0	0	1,857	0	0	0	0	0	0	1,857
TOTAL-COURTS OF RECORD:	0	0	0	1,857	0	0	0	0	0	0	1,857
GRAND TOTAL:	0	0	0	1,857	0	0	0	0	0	0	1,857
<b>ALLEN</b>											
ALLEN CIRCUIT COURT	0	0	0	0	0	0	0	0	0	0	0
ALLEN SUPERIOR COURT	0	0	0	0	0	0	0	0	0	0	0
ALLEN SUPERIOR COURT CCF	0	0	0	16,024	0	0	0	0	0	0	16,024
TOTAL-COURTS OF RECORD:	0	0	0	16,024	0	0	0	0	0	0	16,024
GRAND TOTAL:	0	0	0	16,024	0	0	0	0	0	0	16,024
<b>BARTHOLOMEW</b>											
BARTHOLOMEW CIRCUIT COURT	0	0	0	0	0	0	0	0	0	0	0
BARTHOLOMEW SUPERIOR COURT 1	0	0	0	0	0	0	0	0	0	0	0
BARTHOLOMEW SUPERIOR COURT 2	0	0	0	0	0	0	0	0	0	0	0
BARTHOLOMEW SUPERIOR COURT CCF	0	0	0	406	0	0	0	0	0	0	406
TOTAL-COURTS OF RECORD:	0	0	0	406	0	0	0	0	0	0	406
GRAND TOTAL:	0	0	0	406	0	0	0	0	0	0	406
<b>BENTON</b>											
BENTON CIRCUIT COURT	0	0	0	0	0	0	0	0	0	0	0
BENTON CIRCUIT COURT CCF	0	0	0	754	0	0	0	0	0	0	754
TOTAL-COURTS OF RECORD:	0	0	0	754	0	0	0	0	0	0	754
GRAND TOTAL:	0	0	0	754	0	0	0	0	0	0	754
<b>BLACKFORD</b>											
BLACKFORD CIRCUIT COURT	0	0	0	0	0	0	0	0	0	0	0
BLACKFORD COUNTY COURT	0	0	0	0	0	0	0	0	0	0	0
TOTAL-COURTS OF RECORD:	0	0	0	0	0	0	0	0	0	0	0
HARTFORD CITY CITY COURT	0	0	0	5	5	0	0	0	0	0	10
MONTEPELIER CITY COURT	0	0	0	0	0	0	0	0	0	0	0
TOTAL-CITY AND TOWN:	0	0	0	5	5	0	0	0	0	0	10
GRAND TOTAL:	0	0	0	5	5	0	0	0	0	0	10
<b>BOONE</b>											
BOONE CIRCUIT COURT	0	0	0	0	0	0	0	0	0	0	0
BOONE SUPERIOR COURT 1	0	0	0	0	0	0	0	0	0	0	0
BOONE SUPERIOR COURT 2	0	0	0	0	0	0	0	0	0	0	0
BOONE SUPERIOR COURT 2 CCF	0	3	0	325	0	0	0	0	0	0	328
TOTAL-COURTS OF RECORD:	0	3	0	325	0	0	0	0	0	0	328
LEBANON CITY COURT	0	5	0	0	0	0	0	0	0	0	5
THORNTOWN TOWN COURT	0	0	0	0	0	0	0	0	0	0	0
ZIONSVILLE TOWN COURT	0	0	0	0	0	0	0	0	0	0	0
JAMESTOWN TOWN COURT	0	0	0	0	0	0	0	0	0	0	0
TOTAL-CITY AND TOWN:	0	5	0	0	0	0	0	0	0	0	5
GRAND TOTAL:	0	8	0	325	0	0	0	0	0	0	333
<b>BROWN</b>											
BROWN CIRCUIT COURT	0	0	0	0	0	0	0	0	0	0	0
BROWN CIRCUIT COURT CCF	0	0	0	102	0	0	0	0	0	0	102







METHOD OF DISPOSITION

CLOSED

--- CIVIL ---

CP	SC	RCP	DR	RDR	MH	AD	ES	GU	TR	MI	TOT
0	0	0	1	0	0	8	20	0	0	1	30
0	0	0	1	0	0	8	20	0	0	1	30
0	0	0	0	0	5	1	96	15	2	0	119
0	0	0	0	0	0	0	0	0	0	0	0
0	0	0	0	0	5	1	96	15	2	0	119
0	0	0	0	0	0	0	0	0	0	0	0
0	0	0	0	0	0	0	0	0	0	0	0
0	0	0	0	0	0	0	0	0	0	0	0
0	0	0	0	0	5	1	96	15	2	0	119
0	0	0	0	0	0	8	181	29	0	6	224
0	0	0	0	0	0	0	0	0	0	0	0
0	0	0	0	0	0	2	122	3	0	1	128
0	0	0	0	0	0	0	0	0	0	0	0
0	0	0	0	0	0	10	303	32	0	7	352
0	0	0	0	0	0	10	303	32	0	7	352
14	0	3	0	0	24	8	178	22	0	4	253
0	0	0	0	0	1	0	0	0	0	0	1
0	0	0	0	0	0	0	0	2	0	0	2
0	0	0	0	0	0	0	0	0	0	0	0
14	0	3	0	0	25	8	178	24	0	4	256
0	0	0	0	0	0	0	0	0	0	0	0
0	0	0	0	0	0	0	0	0	0	0	0
0	0	0	0	0	0	0	0	0	0	0	0
0	0	0	0	0	0	0	0	0	0	0	0
14	0	3	0	0	25	8	178	24	0	4	256
0	0	0	0	0	0	0	0	0	0	0	0
0	0	0	0	0	0	0	0	0	0	0	0
0	0	0	0	0	0	0	0	0	0	0	0
0	0	0	0	0	0	0	0	0	0	0	0
0	0	0	0	0	0	0	0	0	0	0	0
0	0	0	0	35	1	1	167	23	1	33	261
0	0	0	0	0	0	0	0	0	0	0	0
0	0	0	0	35	1	1	167	23	1	33	261
0	0	0	0	0	0	0	0	0	0	0	0
0	0	0	0	0	0	0	0	0	0	0	0
0	0	0	0	35	1	1	167	23	1	33	261
0	0	2	0	0	1	2	23	2	0	0	30
0	0	0	0	0	0	0	0	0	0	0	0
0	0	2	0	0	1	2	23	2	0	0	30
0	0	2	0	0	1	2	23	2	0	0	30
0	0	0	0	0	1	0	0	1	0	0	2



METHOD OF DISPOSITION

CLOSED

- - - CIVIL - - -

CP	SC	RCP	DR	RDR	MH	AD	ES	GU	TR	MI	TOT
0	0	0	0	0	0	0	0	0	0	0	0
0	0	0	0	0	1	0	0	1	0	0	2
0	0	0	0	0	1	0	0	1	0	0	2
1	0	0	0	0	7	9	93	19	0	0	129
0	0	0	0	0	0	0	0	0	0	0	0
1	0	0	0	0	7	9	93	19	0	0	129
0	0	0	0	0	0	0	0	0	0	0	0
0	0	0	0	0	0	0	0	0	0	0	0
0	0	0	0	0	0	0	0	0	0	0	0
1	0	0	0	0	7	9	93	19	0	0	129
15	0	4	7	9	1	0	108	12	4	0	160
0	0	0	0	0	0	0	0	0	0	0	0
15	0	4	7	9	1	0	108	12	4	0	160
15	0	4	7	9	1	0	108	12	4	0	160
33	0	25	13	42	0	0	0	0	0	0	113
1	0	0	0	0	0	0	0	0	0	0	1
0	0	0	0	0	0	0	0	0	0	0	0
34	0	25	13	42	0	0	0	0	0	0	114
0	0	0	0	0	0	0	0	0	0	0	0
0	0	0	0	0	0	0	0	0	0	0	0
34	0	25	13	42	0	0	0	0	0	0	114
61	0	14	2	80	0	22	232	41	5	31	488
13	0	9	1	74	0	3	22	3	0	35	160
12	0	35	1	96	0	23	69	7	0	45	288
6	0	3	1	22	0	0	0	0	0	0	32
0	0	0	0	0	0	0	0	0	0	0	0
8	0	4	0	19	0	0	0	0	0	0	31
0	0	0	0	0	0	0	0	0	0	0	0
100	0	65	5	291	0	48	323	51	5	111	999
0	0	0	0	0	0	0	0	0	0	0	0
0	0	0	0	0	0	0	0	0	0	0	0
100	0	65	5	291	0	48	323	51	5	111	999
0	0	0	2	0	0	7	72	12	0	0	93
0	0	0	0	0	9	0	0	0	0	0	9
0	0	0	0	0	0	0	0	0	0	0	0
0	0	0	2	0	9	7	72	12	0	0	102
0	0	0	2	0	9	7	72	12	0	0	102
0	0	0	0	0	0	0	121	12	1	0	134
0	0	0	0	0	0	0	9	0	0	0	9
0	0	0	0	0	0	0	30	10	0	0	40



METHOD OF DISPOSITION

CLOSED

--- CIVIL ---

CP	SC	RCP	DR	RDR	MH	AD	ES	GU	TR	MI	TOT
1	0	0	1	0	0	0	26	1	1	0	30
0	0	0	0	0	0	0	0	0	0	0	0
0	0	0	0	0	0	0	0	0	0	0	0
1	0	0	1	0	0	0	186	23	2	0	213
0	0	0	0	0	0	0	0	0	0	0	0
0	0	0	0	0	0	0	0	0	0	0	0
0	0	0	0	0	0	0	0	0	0	0	0
0	0	0	0	0	0	0	0	0	0	0	0
1	0	0	1	0	0	0	186	23	2	0	213
0	0	2	1	2	7	0	112	12	0	33	169
0	0	0	10	0	0	0	0	0	0	0	10
0	0	0	0	0	0	0	0	0	0	0	0
0	0	2	11	2	7	0	112	12	0	33	179
0	0	2	11	2	7	0	112	12	0	33	179
0	0	0	0	0	2	0	223	55	4	35	319
10	0	0	0	0	0	0	3	1	0	0	14
0	0	0	0	0	0	0	0	0	0	0	0
10	0	0	0	0	2	0	226	56	4	35	333
10	0	0	0	0	2	0	226	56	4	35	333
0	0	0	0	0	0	0	91	21	6	0	118
0	0	0	0	0	0	0	0	0	0	0	0
0	0	0	0	0	0	0	91	21	6	0	118
0	0	0	0	0	0	0	0	0	0	0	0
0	0	0	0	0	0	0	0	0	0	0	0
0	0	0	0	0	0	0	91	21	6	0	118
3	0	5	0	0	2	2	66	82	59	0	219
0	0	0	0	0	0	0	0	0	0	0	0
3	0	5	0	0	2	2	66	82	59	0	219
3	0	5	0	0	2	2	66	82	59	0	219
2	0	39	0	14	0	4	68	17	1	0	145
0	0	0	0	0	0	0	0	0	0	0	0
2	0	39	0	14	0	4	68	17	1	0	145
2	0	39	0	14	0	4	68	17	1	0	145
10	0	28	2	21	22	1	147	109	4	14	358
0	0	0	0	0	0	0	0	0	0	0	0
0	0	0	0	0	0	0	0	0	0	0	0
10	0	28	2	21	22	1	147	109	4	14	358
10	0	28	2	21	22	1	147	109	4	14	358
8	0	0	0	0	7	0	3	3	2	0	23



METHOD OF DISPOSITION

CLOSED

--- CIVIL ---

CP	SC	RCP	DR	RDR	MH	AD	ES	GU	TR	MI	TOT
2	0	0	0	0	0	0	0	4	0	1	7
0	0	0	0	0	0	0	16	9	0	0	25
0	0	0	0	0	0	0	0	0	0	0	0
10	0	0	0	0	7	0	19	16	2	1	55
0	0	0	0	0	0	0	0	0	0	0	0
0	0	0	0	0	0	0	0	0	0	0	0
0	0	0	0	0	0	0	0	0	0	0	0
10	0	0	0	0	7	0	19	16	2	1	55
6	0	5	1	2	5	0	64	16	0	6	105
0	0	0	0	0	0	0	0	0	0	0	0
6	0	5	1	2	5	0	64	16	0	6	105
6	0	5	1	2	5	0	64	16	0	6	105
0	0	0	0	0	0	0	181	22	2	0	205
4	0	0	1	1	0	0	0	1	0	0	7
0	0	0	0	0	0	1	7	2	0	0	10
0	0	0	0	0	0	0	0	0	0	0	0
4	0	0	1	1	0	1	188	25	2	0	222
0	0	0	0	0	0	0	0	0	0	0	0
0	0	0	0	0	0	0	0	0	0	0	0
0	0	0	0	0	0	0	0	0	0	0	0
4	0	0	1	1	0	1	188	25	2	0	222
8	0	3	20	22	0	31	41	18	0	28	171
1	0	0	0	2	0	1	61	11	0	8	84
0	0	0	0	0	0	0	0	0	0	0	0
9	0	3	20	24	0	32	102	29	0	36	255
9	0	3	20	24	0	32	102	29	0	36	255
0	0	0	0	0	0	6	28	5	0	3	42
0	0	0	0	0	0	0	0	0	0	0	0
0	0	0	0	0	0	6	28	5	0	3	42
0	0	0	0	0	0	6	28	5	0	3	42
2	0	0	0	18	0	0	0	0	0	18	38
0	0	0	0	0	0	25	216	53	0	0	294
25	0	5	0	0	0	0	0	0	0	0	30
0	0	0	0	0	0	0	0	0	0	0	0
27	0	5	0	18	0	25	216	53	0	18	362
27	0	5	0	18	0	25	216	53	0	18	362
0	0	0	0	0	0	3	73	12	0	0	88
0	0	0	0	0	0	3	34	11	0	0	48
0	0	0	0	0	0	0	0	0	0	0	0
0	0	0	0	0	0	6	107	23	0	0	136





METHOD OF DISPOSITION

CLOSED

--- CIVIL ---

CP	SC	RCP	DR	RDR	MH	AD	ES	GU	TR	MI	TOT
0	0	0	0	0	0	0	0	0	0	0	0
0	0	0	0	0	0	0	0	0	0	0	0
0	0	0	0	0	0	6	107	23	0	0	136
3	0	0	1	2	0	0	147	72	0	1	226
0	0	0	0	0	0	0	18	6	0	0	24
0	0	0	0	0	5	0	6	1	0	0	12
0	0	0	0	0	0	0	0	0	0	0	0
3	0	0	1	2	5	0	171	79	0	1	262
3	0	0	1	2	5	0	171	79	0	1	262
15	0	2	61	74	9	22	148	27	0	13	371
0	0	0	0	0	0	0	0	0	0	0	0
15	0	2	61	74	9	22	148	27	0	13	371
0	0	0	0	0	0	0	0	0	0	0	0
0	0	0	0	0	0	0	0	0	0	0	0
15	0	2	61	74	9	22	148	27	0	13	371
0	0	0	3	1	0	0	0	0	0	0	4
0	0	0	0	0	0	0	0	0	0	0	0
0	0	0	3	1	0	0	0	0	0	0	4
0	0	0	3	1	0	0	0	0	0	0	4
0	0	0	0	0	0	4	15	5	0	0	24
0	0	0	0	0	0	1	3	0	0	0	4
0	0	0	0	0	0	0	0	0	0	0	0
0	0	0	0	0	0	5	18	5	0	0	28
0	0	0	0	0	0	0	0	0	0	0	0
0	0	0	0	0	0	0	0	0	0	0	0
0	0	0	0	0	0	0	0	0	0	0	0
0	0	0	0	0	0	0	0	0	0	0	0
0	0	0	0	0	0	5	18	5	0	0	28
0	0	0	0	0	0	0	0	0	0	0	0
0	0	0	0	0	0	0	0	0	0	0	0
0	0	0	0	0	0	0	0	0	0	0	0
0	0	0	0	0	0	0	0	0	0	0	0
0	0	0	0	0	0	0	0	0	0	0	0
0	0	0	0	0	0	0	0	0	0	0	0
5	0	0	0	1	2	0	81	14	7	0	110
0	0	0	0	0	0	0	0	0	0	0	0
5	0	0	0	1	2	0	81	14	7	0	110
5	0	0	0	1	2	0	81	14	7	0	110
0	0	0	0	0	0	0	31	10	0	0	41

















METHOD OF DISPOSITION

CLOSED

--- CIVIL ---

CP	SC	RCP	DR	RDR	MH	AD	ES	GU	TR	MI	TOT
0	0	0	0	0	0	0	0	0	0	0	0
1	0	0	0	0	1	2	19	8	0	0	31
0	0	0	0	0	0	0	0	0	0	0	0
0	0	0	0	0	0	0	0	0	0	0	0
1	0	0	0	0	1	2	19	8	0	0	31
0	0	0	0	0	0	0	84	13	4	0	101
0	0	0	0	0	0	3	24	2	0	0	29
0	0	0	0	0	0	0	0	0	0	0	0
0	0	0	0	0	0	3	108	15	4	0	130
0	0	0	0	0	0	0	0	0	0	0	0
0	0	0	0	0	0	0	0	0	0	0	0
0	0	0	0	0	0	0	0	0	0	0	0
0	0	0	0	0	0	3	108	15	4	0	130
0	0	0	0	0	0	40	135	35	3	0	213
0	0	0	0	0	0	0	0	0	0	0	0
0	0	0	0	0	0	0	0	0	0	0	0
0	0	0	0	0	0	0	0	0	0	0	0
0	0	0	0	0	0	0	0	0	0	0	0
10	0	13	2	2	0	0	0	0	0	0	27
0	0	0	0	0	0	0	0	0	0	0	0
0	0	0	0	0	0	0	0	0	0	0	0
0	0	0	0	0	0	0	0	0	0	0	0
0	0	0	0	0	0	0	0	0	0	0	0
0	0	0	0	0	0	0	0	0	0	0	0
10	0	13	2	2	0	40	135	35	3	0	240
10	0	13	2	2	0	40	135	35	3	0	240
8	0	0	1	0	320	0	64	10	353	0	756
0	0	0	0	0	0	0	0	0	0	0	0
8	0	0	1	0	320	0	64	10	353	0	756
0	0	0	0	0	0	0	0	0	0	0	0
0	0	0	0	0	0	0	0	0	0	0	0
8	0	0	1	0	320	0	64	10	353	0	756
45	0	7	4	0	1	6	27	25	0	0	115
8	0	7	4	19	2	1	97	14	1	0	153
0	0	0	0	0	0	0	0	0	0	0	0
53	0	14	8	19	3	7	124	39	1	0	268
0	0	0	0	0	0	0	0	0	0	0	0
0	0	0	0	0	0	0	0	0	0	0	0
0	0	0	0	0	0	0	0	0	0	0	0
53	0	14	8	19	3	7	124	39	1	0	268
5	0	0	0	0	2	0	32	1	0	0	40

METHOD OF DISPOSITION  
VIOLATIONS  
- - - CRIMINAL - - -

	CF	CM	RCR	IF	OV	MC	JC	JD	JP	JM	TOT
<b>NEWTON</b>											
NEWTON SUPERIOR COURT	0	0	0	0	0	0	0	0	0	0	0
NEWTON SUPERIOR COURT CCF	0	0	0	0	0	0	0	0	0	0	0
TOTAL-COURTS OF RECORD:	0	0	0	0	0	0	0	0	0	0	0
GRAND TOTAL:	0	0	0	0	0	0	0	0	0	0	0
<b>NOBLE</b>											
NOBLE CIRCUIT COURT	0	0	0	0	0	0	0	0	0	0	0
NOBLE SUPERIOR COURT	0	0	0	0	0	0	0	0	0	0	0
NOBLE COUNTY COURT	0	0	0	1,416	27	0	0	0	0	0	1,443
TOTAL-COURTS OF RECORD:	0	0	0	1,416	27	0	0	0	0	0	1,443
CROMWELL TOWN COURT	0	0	0	24	0	0	0	0	0	0	24
TOTAL-CITY AND TOWN:	0	0	0	24	0	0	0	0	0	0	24
GRAND TOTAL:	0	0	0	1,440	27	0	0	0	0	0	1,467
<b>OHIO</b>											
OHIO CIRCUIT COURT	0	0	0	0	0	0	0	0	0	0	0
OHIO SUPERIOR COURT	0	0	0	0	0	0	0	0	0	0	0
OHIO SUPERIOR COURT CCF	0	0	0	128	0	0	0	0	0	0	128
TOTAL-COURTS OF RECORD:	0	0	0	128	0	0	0	0	0	0	128
GRAND TOTAL:	0	0	0	128	0	0	0	0	0	0	128
<b>ORANGE</b>											
ORANGE CIRCUIT COURT	0	0	0	0	0	0	0	0	0	0	0
ORANGE COUNTY COURT	0	0	0	754	0	0	0	0	0	0	754
TOTAL-COURTS OF RECORD:	0	0	0	754	0	0	0	0	0	0	754
GRAND TOTAL:	0	0	0	754	0	0	0	0	0	0	754
<b>OWEN</b>											
OWEN CIRCUIT COURT	0	0	0	0	0	0	0	0	0	0	0
OWEN CIRCUIT COURT CCF	0	0	0	35	0	0	0	0	0	0	35
TOTAL-COURTS OF RECORD:	0	0	0	35	0	0	0	0	0	0	35
GRAND TOTAL:	0	0	0	35	0	0	0	0	0	0	35
<b>PARKE</b>											
PARKE CIRCUIT COURT	0	0	0	0	0	0	0	0	0	0	0
PARKE CIRCUIT COURT CCF	0	12	0	174	0	0	0	0	0	0	186
TOTAL-COURTS OF RECORD:	0	12	0	174	0	0	0	0	0	0	186
GRAND TOTAL:	0	12	0	174	0	0	0	0	0	0	186
<b>PERRY</b>											
PERRY CIRCUIT COURT	0	0	0	0	0	0	0	0	0	0	0
PERRY CIRCUIT COURT CCF	0	0	0	0	0	0	0	0	0	0	0
TOTAL-COURTS OF RECORD:	0	0	0	0	0	0	0	0	0	0	0
CANNELTON CITY COURT	0	0	0	0	0	0	0	0	0	0	0
ABOLISHED 12/31/87											
TELL CITY CITY COURT	0	0	0	14	0	0	0	0	0	0	14
TOTAL-CITY AND TOWN:	0	0	0	14	0	0	0	0	0	0	14
GRAND TOTAL:	0	0	0	14	0	0	0	0	0	0	14
<b>PIKE</b>											
PIKE CIRCUIT COURT	0	0	0	0	0	0	0	0	0	0	0
PIKE CIRCUIT COURT CCF	0	0	0	546	0	0	0	0	0	0	546















METHOD OF DISPOSITION

CLOSED

--- CIVIL ---

GP	SC	RCP	DR	RDR	MH	AD	ES	GU	TR	MI	TOT
0	0	0	0	0	0	0	0	0	0	0	0
0	0	0	0	0	0	0	0	0	0	0	0
0	0	0	0	0	0	0	0	0	0	0	0
0	0	0	0	0	0	0	4	0	0	0	4
0	0	0	0	0	0	0	0	0	0	0	0
0	0	0	0	0	0	0	4	0	0	0	4
0	0	0	0	0	0	0	4	0	0	0	4
0	0	0	0	0	0	55	363	18	0	21	457
0	0	0	0	0	0	0	0	0	0	0	0
0	0	0	0	0	0	0	0	0	0	0	0
0	0	0	0	0	0	0	0	0	0	0	0
0	0	0	0	0	0	0	0	0	0	0	0
0	0	0	0	0	0	55	363	18	0	21	457
0	0	0	0	0	0	0	0	0	0	0	0
0	0	0	0	0	0	0	0	0	0	0	0
0	0	0	0	0	0	55	363	18	0	21	457
0	0	0	0	0	1	2	74	19	4	0	100
0	0	0	0	0	0	0	0	0	0	0	0
0	0	0	0	0	1	2	74	19	4	0	100
0	0	0	0	0	0	0	0	0	0	0	0
0	0	0	0	0	0	0	0	0	0	0	0
0	0	0	0	0	0	0	0	0	0	0	0
0	0	0	0	0	1	2	74	19	4	0	100
0	0	0	0	0	0	0	24	5	1	0	30
0	0	0	0	0	0	0	0	0	0	0	0
0	0	0	0	0	0	0	24	5	1	0	30
0	0	0	0	0	0	0	24	5	1	0	30
24	0	0	0	0	0	0	0	0	0	0	24
0	0	0	0	0	0	0	0	0	0	0	0
0	0	0	0	0	0	0	0	0	0	0	0
0	0	0	0	0	0	0	0	0	0	0	0
24	0	0	0	0	0	0	0	0	0	0	24
24	0	0	0	0	0	0	0	0	0	0	24
0	0	0	0	0	0	0	40	6	0	0	46



METHOD OF DISPOSITION

CLOSED

--- CIVIL ---

CP	SC	RCP	DR	RDR	MH	AD	ES	GU	TR	MI	TOT
0	0	0	0	0	0	0	0	0	0	0	0
0	0	0	0	0	0	0	40	6	0	0	46
0	0	0	0	0	0	0	0	0	0	0	0
0	0	0	0	0	0	0	0	0	0	0	0
0	0	0	0	0	0	0	40	6	0	0	46
6	0	2	138	28	1	18	291	41	2	65	592
0	0	0	0	0	0	0	0	0	0	0	0
18	0	3	18	0	0	0	115	16	0	0	170
0	0	0	0	0	0	0	0	0	0	0	0
0	0	0	0	0	0	0	0	0	0	0	0
24	0	5	156	28	1	18	406	57	2	65	762
0	0	0	0	0	0	0	0	0	0	0	0
0	0	0	0	0	0	0	0	0	0	0	0
24	0	5	156	28	1	18	406	57	2	65	762
2	0	0	0	0	0	45	181	20	1	0	249
0	0	0	0	0	0	0	0	0	0	0	0
2	0	0	0	0	0	45	181	20	1	0	249
0	0	0	0	0	0	0	0	0	0	0	0
0	0	0	0	0	0	0	0	0	0	0	0
0	0	0	0	0	0	0	0	0	0	0	0
2	0	0	0	0	0	45	181	20	1	0	249
0	0	0	0	0	0	0	44	19	0	0	63
0	0	0	0	0	0	0	0	0	0	0	0
0	0	0	0	0	0	0	44	19	0	0	63
0	0	0	0	0	0	0	44	19	0	0	63
0	0	0	0	0	0	0	0	0	0	0	0
6	0	5	9	3	0	0	0	0	0	0	23
0	0	0	0	0	0	0	0	0	0	0	0
6	0	5	9	3	0	0	0	0	0	0	23
6	0	5	9	3	0	0	0	0	0	0	23
0	0	0	0	0	4	4	62	2	0	0	72
0	0	0	0	0	0	0	0	0	0	0	0
0	0	0	0	0	0	0	0	0	0	0	0
0	0	0	0	0	0	0	0	0	0	0	0
0	0	0	0	0	4	4	62	2	0	0	72
0	0	0	0	0	0	0	0	0	0	0	0
0	0	0	0	0	0	0	0	0	0	0	0
0	0	0	0	0	4	4	62	2	0	0	72
0	0	0	0	0	47	2	31	15	0	0	95
0	0	0	0	0	22	11	205	53	0	0	291



METHOD OF DISPOSITION

C L O S E D

- - - C I V I L - - -

CP	SC	RCP	DR	RDR	MH	AD	ES	GU	TR	MI	TOT
0	0	0	0	0	15	1	54	16	0	0	86
0	0	0	0	0	0	0	0	0	0	0	0
0	0	0	0	0	84	14	290	84	0	0	472
0	0	0	0	0	0	0	0	0	0	0	0
0	0	0	0	0	0	0	0	0	0	0	0
0	0	0	0	0	84	14	290	84	0	0	472
0	0	0	0	0	0	16	175	28	0	0	219
0	0	0	0	0	0	0	0	0	0	0	0
0	0	0	0	0	0	0	0	0	0	0	0
0	0	0	0	0	0	16	175	28	0	0	219
0	0	0	0	0	0	0	0	0	0	0	0
0	0	0	0	0	0	0	0	0	0	0	0
0	0	0	0	0	0	16	175	28	0	0	219
10	0	9	0	9	0	9	132	26	0	0	195
0	0	0	0	0	0	0	0	0	0	0	0
0	0	0	0	0	0	0	0	0	0	0	0
10	0	9	0	9	0	9	132	26	0	0	195
0	0	0	0	0	0	0	0	0	0	0	0
0	0	0	0	0	0	0	0	0	0	0	0
10	0	9	0	9	0	9	132	26	0	0	195
0	0	0	0	0	0	0	0	0	0	0	0
7	0	4	33	7	0	0	0	0	0	0	51
0	0	0	0	0	0	0	0	0	0	0	0
7	0	4	33	7	0	0	0	0	0	0	51
7	0	4	33	7	0	0	0	0	0	0	51

METHOD OF DISPOSITION  
 VIOLATIONS  
 - - - CRIMINAL - - -

	CF	CM	RCR	IF	OV	MC	JC	JD	JP	JM	TOT
TOTALS FOR SUPERIOR AND CIRCUIT COURTS	0	0	0	0	0	0	0	0	0	0	0
TOTALS FOR COUNTY, MUNICIPAL COURTS AND CCF	1	362	0	144,678	2,073	21	0	0	0	0	147,135
TOTALS FOR SMALL CLAIM COURTS	0	0	0	0	0	0	0	0	0	0	0
TOTALS FOR CITY & TOWN COURTS	0	119	1	17,198	646	1	0	0	0	0	17,965
TOTALS FOR ALL COURTS	1	481	1	161,876	2,719	22	0	0	0	0	165,100

METHOD OF DISPOSITION

C L O S E D

- - - C I V I L - - -

CP	SC	RCP	DR	RDR	MH	AD	ES	GU	TR	MI	TOT
1,143	0	325	546	1,424	630	1,021	11,295	3,052	493	547	20,476
0	0	0	0	0	0	0	0	0	0	0	0
0	0	0	0	0	0	0	0	0	0	0	0
0	0	0	0	0	0	0	0	0	0	0	0
1,143	0	325	546	1,424	630	1,021	11,295	3,052	493	547	20,476

















- - - CIVIL - - -

CP	SC	RCP	DR	RDR	MH	AD	ES	GU	TR	MI	TOTAL
2	0	0	2	0	0	0	9	8	1	0	32
0	3	0	0	0	0	0	0	0	0	0	11
0	0	0	0	0	0	0	0	0	0	0	5
50	3	0	7	0	0	0	9	8	1	0	104
0	0	0	0	0	0	0	0	0	0	0	0
0	0	0	0	0	0	0	0	0	0	0	0
0	0	0	0	0	0	0	0	0	0	0	0
0	0	0	0	0	0	0	0	0	0	0	0
50	3	0	7	0	0	0	9	8	1	0	104
10	0	0	5	0	0	0	0	0	0	0	17
0	0	0	0	0	0	0	0	0	0	0	0
0	0	0	0	0	0	0	0	0	0	0	0
10	0	0	5	0	0	0	0	0	0	0	17
10	0	0	5	0	0	0	0	0	0	0	17
13	0	0	6	1	0	0	0	0	0	0	20
2	0	0	1	0	0	0	0	0	0	0	4
0	0	0	0	0	0	0	0	0	0	0	0
15	0	0	7	1	0	0	0	0	0	0	24
15	0	0	7	1	0	0	0	0	0	0	24
16	0	0	12	0	0	0	0	0	0	0	28
0	0	0	0	0	0	0	0	0	0	0	0
16	0	0	12	0	0	0	0	0	0	0	28
0	0	0	0	0	0	0	0	0	0	0	0
0	0	0	0	0	0	0	0	0	0	0	0
16	0	0	12	0	0	0	0	0	0	0	28
24	0	0	6	0	0	0	0	0	0	0	32
0	0	0	0	0	0	0	0	0	0	0	0
24	0	0	6	0	0	0	0	0	0	0	32
24	0	0	6	0	0	0	0	0	0	0	32
22	0	0	9	0	0	0	0	0	0	0	33
0	0	0	0	0	0	0	0	0	0	0	0
22	0	0	9	0	0	0	0	0	0	0	33
22	0	0	9	0	0	0	0	0	0	0	33
30	0	1	5	0	0	0	0	0	0	0	36
4	0	0	1	0	0	0	0	0	0	0	5
0	0	0	0	0	0	0	0	0	0	0	1
34	0	1	6	0	0	0	0	0	0	0	42
34	0	1	6	0	0	0	0	0	0	0	42
58	0	0	10	0	1	0	0	0	0	0	69





























- - - CRIMINAL - - -

	CF	CM	RCR	IF	OV	MC	JC	JD	JP	JM
<b>NEWTON</b>										
NEWTON SUPERIOR COURT	0	0	0	0	0	0	0	0	0	0
NEWTON SUPERIOR COURT CCF	0	0	0	0	0	0	0	0	0	0
TOTAL-COURTS OF RECORD:	0	0	0	0	0	0	0	0	0	0
GRAND TOTAL:	0	0	0	0	0	0	0	0	0	0
<b>NOBLE</b>										
NOBLE CIRCUIT COURT	0	0	1	0	0	0	0	0	0	0
NOBLE SUPERIOR COURT	0	0	0	0	0	0	0	2	1	0
NOBLE COUNTY COURT	0	1	0	1	0	0	0	0	0	0
TOTAL-COURTS OF RECORD:	0	1	1	1	0	0	0	2	1	0
CROMWELL TOWN COURT	0	0	0	0	0	0	0	0	0	0
TOTAL-CITY AND TOWN:	0	0	0	0	0	0	0	0	0	0
GRAND TOTAL:	0	1	1	1	0	0	0	2	1	0
<b>OHIO</b>										
OHIO CIRCUIT COURT	1	1	0	0	0	0	0	0	0	0
OHIO SUPERIOR COURT	0	0	0	0	0	0	0	0	0	0
OHIO SUPERIOR COURT CCF	0	0	0	0	0	0	0	0	0	0
TOTAL-COURTS OF RECORD:	1	1	0	0	0	0	0	0	0	0
GRAND TOTAL:	1	1	0	0	0	0	0	0	0	0
<b>ORANGE</b>										
ORANGE CIRCUIT COURT	0	0	0	0	0	0	0	2	0	0
ORANGE COUNTY COURT	0	0	0	0	0	0	0	0	0	0
TOTAL-COURTS OF RECORD:	0	0	0	0	0	0	0	2	0	0
GRAND TOTAL:	0	0	0	0	0	0	0	2	0	0
<b>OWEN</b>										
OWEN CIRCUIT COURT	0	0	0	0	0	0	0	3	1	0
OWEN CIRCUIT COURT CCF	0	0	0	0	0	0	0	0	0	0
TOTAL-COURTS OF RECORD:	0	0	0	0	0	0	0	3	1	0
GRAND TOTAL:	0	0	0	0	0	0	0	3	1	0
<b>PARKE</b>										
PARKE CIRCUIT COURT	0	0	0	0	0	0	0	0	1	0
PARKE CIRCUIT COURT CCF	0	0	0	0	0	0	0	0	0	0
TOTAL-COURTS OF RECORD:	0	0	0	0	0	0	0	0	1	0
GRAND TOTAL:	0	0	0	0	0	0	0	0	1	0
<b>PERRY</b>										
PERRY CIRCUIT COURT	0	0	0	0	0	0	0	0	0	0
PERRY CIRCUIT COURT CCF	0	0	0	0	0	0	0	0	0	0
TOTAL-COURTS OF RECORD:	0	0	0	0	0	0	0	0	0	0
CANNELTON CITY COURT	0	0	0	0	0	0	0	0	0	0
ABOLISHED 12/31/87										
TELL CITY CITY COURT	0	0	0	0	0	0	0	0	0	0
TOTAL-CITY AND TOWN:	0	0	0	0	0	0	0	0	0	0
GRAND TOTAL:	0	0	0	0	0	0	0	0	0	0
<b>PIKE</b>										
PIKE CIRCUIT COURT	1	0	0	0	0	0	0	12	2	3
PIKE CIRCUIT COURT CCF	0	1	0	5	0	0	0	0	0	0

























CASES VENUED IN

- - - CRIMINAL - - -

	CF	CM	RCR	IF	OV	MC	JC	JD	JP	JM
TOTALS FOR SUPERIOR AND CIRCUIT COURTS	166	15	22	0	0	25	8	46	51	5
TOTALS FOR COUNTY, MUNICIPAL COURTS AND CCF	19	71	1	62	1	1	0	0	0	0
TOTALS FOR SMALL CLAIM COURTS	0	0	0	0	0	0	0	0	0	0
TOTALS FOR CITY & TOWN COURTS	0	0	0	0	0	0	0	0	0	0
TOTALS FOR ALL COURTS	185	86	23	62	1	26	8	46	51	5



CASES VENUED IN

- - - CIVIL - - -

CP	SC	RCP	DR	RDR	MH	AD	ES	GU	TR	MI	TOTAL
5,562	0	108	1,049	107	4	184	549	268	3	28	8,200
20	48	1	0	0	0	0	0	0	0	0	224
0	489	4	0	0	0	0	0	0	0	0	493
0	0	0	0	0	0	0	0	0	0	0	0
5,582	537	113	1,049	107	4	184	549	268	3	28	8,917

















- - - CIVIL - - -

CP	SC	RCP	DR	RDR	MH	AD	ES	GU	TR	MI	TOTAL
9	0	0	1	0	0	0	0	0	0	0	19
2	2	0	0	0	0	0	0	0	0	0	7
0	0	0	0	0	0	0	0	0	0	0	0
89	2	0	5	0	0	0	0	0	0	0	111
0	0	0	0	0	0	0	0	0	0	0	0
0	0	0	0	0	0	0	0	0	0	0	0
0	0	0	0	0	0	0	0	0	0	0	0
0	0	0	0	0	0	0	0	0	0	0	0
89	2	0	5	0	0	0	0	0	0	0	111
12	0	1	7	0	0	0	0	0	0	0	20
0	0	0	0	0	0	0	0	0	0	0	0
0	0	0	0	0	0	0	0	0	0	0	0
12	0	1	7	0	0	0	0	0	0	0	20
12	0	1	7	0	0	0	0	0	0	0	20
11	0	0	11	4	0	0	0	0	0	0	26
4	0	0	4	0	0	0	0	0	0	0	8
0	0	0	0	0	0	0	0	0	0	0	0
15	0	0	15	4	0	0	0	0	0	0	34
15	0	0	15	4	0	0	0	0	0	0	34
11	0	0	1	0	0	0	0	0	0	0	12
0	0	0	0	0	0	0	0	0	0	0	0
11	0	0	1	0	0	0	0	0	0	0	12
0	0	0	0	0	0	0	0	0	0	0	0
0	0	0	0	0	0	0	0	0	0	0	0
11	0	0	1	0	0	0	0	0	0	0	12
14	0	0	4	0	0	0	0	0	0	0	18
0	0	0	0	0	0	0	0	0	0	0	0
14	0	0	4	0	0	0	0	0	0	0	18
14	0	0	4	0	0	0	0	0	0	0	18
6	0	0	1	0	0	0	0	0	0	0	7
0	7	0	0	0	0	0	0	0	0	0	9
6	7	0	1	0	0	0	0	0	0	0	16
6	7	0	1	0	0	0	0	0	0	0	16
3	0	0	1	2	0	0	0	0	0	0	6
0	0	0	0	0	0	0	0	0	0	0	0
0	0	0	0	0	0	0	0	0	0	0	0
3	0	0	1	2	0	0	0	0	0	0	6
3	0	0	1	2	0	0	0	0	0	0	6
19	0	0	1	0	1	0	0	0	0	0	21







- - - CIVIL - - -

CP	SC	RCP	DR	RDR	MH	AD	ES	GU	TR	MI	TOTAL
0	0	0	0	0	0	0	0	0	0	0	0
0	0	0	0	0	0	0	0	0	0	0	0
22	0	0	13	0	0	0	0	0	0	0	35
20	0	1	1	1	0	0	0	0	0	0	25
22	0	0	19	0	0	0	0	0	0	0	49
7	0	0	7	0	0	0	0	0	0	0	15
0	73	0	0	0	0	0	0	0	0	0	506
49	73	1	27	1	0	0	0	0	0	0	595
49	73	1	27	1	0	0	0	0	0	0	595
13	0	0	8	0	0	0	0	0	0	0	21
0	0	0	0	0	0	0	0	0	0	0	3
13	0	0	8	0	0	0	0	0	0	0	24
0	0	0	0	0	0	0	0	0	0	0	0
0	0	0	0	0	0	0	0	0	0	0	0
13	0	0	8	0	0	0	0	0	0	0	24
27	0	0	4	1	0	0	0	0	0	1	38
1	2	0	0	0	0	0	0	0	0	0	4
28	2	0	4	1	0	0	0	0	0	1	42
28	2	0	4	1	0	0	0	0	0	1	42
13	0	0	2	0	0	0	0	0	0	0	15
7	0	0	1	0	0	0	0	0	0	0	8
0	0	0	0	0	0	0	0	0	0	0	0
20	0	0	3	0	0	0	0	0	0	0	23
0	0	0	0	0	0	0	0	0	0	0	0
0	0	0	0	0	0	0	0	0	0	0	0
0	0	0	0	0	0	0	0	0	0	0	0
20	0	0	3	0	0	0	0	0	0	0	23
24	0	1	8	0	0	0	0	0	0	0	34
0	0	0	0	0	0	0	0	0	0	0	0
24	0	1	8	0	0	0	0	0	0	0	34
0	0	0	0	0	0	0	0	0	0	0	0
0	0	0	0	0	0	0	0	0	0	0	0
0	0	0	0	0	0	0	0	0	0	0	0
24	0	1	8	0	0	0	0	0	0	0	34
22	0	0	13	7	0	0	0	0	0	0	42
0	0	0	0	0	0	0	0	0	0	0	0
22	0	0	13	7	0	0	0	0	0	0	42
22	0	0	13	7	0	0	0	0	0	0	42
15	0	0	7	1	0	0	0	0	0	0	23











- - - CRIMINAL - - -

	CF	CM	RCR	IF	OV	MC	JC	JD	JP	JM
<b>MARION</b>										
MARION SUPERIOR COURT, CIV. 3	0	0	0	0	0	0	0	0	0	0
MARION SUPERIOR COURT, CIV. 4	0	0	0	0	0	0	0	0	0	0
MARION SUPERIOR COURT, CIV. 5	0	0	0	0	0	0	0	0	0	0
MARION SUPERIOR COURT, CIV. 6	0	0	0	0	0	0	0	0	0	0
MARION SUPERIOR COURT, CIV. 7	0	0	0	0	0	0	0	0	0	0
MARION SUPERIOR COURT, JUV.DIV	0	0	0	0	0	0	0	0	0	0
MARION SUPERIOR COURT, PROB.	0	0	0	0	0	0	0	0	0	0
MARION SUPERIOR COURT, CRIM. 1	0	0	0	0	0	0	0	0	0	0
MARION SUPERIOR COURT, CRIM. 2	5	0	0	0	0	0	0	0	0	0
MARION SUPERIOR COURT, CRIM. 3	0	0	0	0	0	0	0	0	0	0
MARION SUPERIOR COURT, CRIM. 4	0	0	0	0	0	0	0	0	0	0
MARION SUPERIOR COURT, CRIM. 5	0	0	0	0	0	0	0	0	0	0
MARION SUPERIOR COURT, CRIM. 6	3	0	0	0	0	0	0	0	0	0
MARION MUNICIPAL COURT 1	0	0	0	0	0	0	0	0	0	0
MARION MUNICIPAL COURT 2	0	0	0	0	0	0	0	0	0	0
MARION MUNICIPAL COURT 3	0	0	0	0	0	0	0	0	0	0
MARION MUNICIPAL COURT 4	0	0	0	0	0	0	0	0	0	0
MARION MUNICIPAL COURT 5	0	0	0	0	0	0	0	0	0	0
MARION MUNICIPAL COURT 6	0	0	0	0	0	0	0	0	0	0
MARION MUNICIPAL COURT 7	0	0	0	0	0	0	0	0	0	0
MARION MUNICIPAL COURT 8	0	0	0	0	0	0	0	0	0	0
MARION MUNICIPAL COURT 9	0	0	0	0	0	0	0	0	0	0
MARION MUNICIPAL COURT 10	0	0	0	0	0	0	0	0	0	0
MARION MUNICIPAL COURT 12	0	0	0	0	0	0	0	0	0	0
MARION MUNICIPAL COURT 13	0	0	0	0	0	0	0	0	0	0
MARION MUNICIPAL COURT 14	0	0	0	0	0	0	0	0	0	0
MARION MUNICIPAL COURT 15	0	0	0	0	0	0	0	0	0	0
MARION MUNICIPAL COURT 16	0	0	0	0	0	0	0	0	0	0
MARION MUNICIPAL COURT 17	0	0	0	0	0	0	0	0	0	0
TOTAL-COURTS OF RECORD:	8	0	0	0	0	0	0	0	0	0
CENTER TOWNSHIP	0	0	0	0	0	0	0	0	0	0
DECATUR TOWNSHIP DIVISION	0	0	0	0	0	0	0	0	0	0
LAWRENCE TOWNSHIP DIVISION	0	0	0	0	0	0	0	0	0	0
PERRY TOWNSHIP DIVISION	0	0	0	0	0	0	0	0	0	0
PIKE TOWNSHIP DIVISION	0	0	0	0	0	0	0	0	0	0
WARREN TOWNSHIP DIVISION	0	0	0	0	0	0	0	0	0	0
WASHINGTON TOWNSHIP DIVISION	0	0	0	0	0	0	0	0	0	0
WAYNE TOWNSHIP DIVISION	0	0	0	0	0	0	0	0	0	0
TOTAL-SMALL CLAIMS:	0	0	0	0	0	0	0	0	0	0
GRAND TOTAL:	8	0	0	0	0	0	0	0	0	0
<b>MARSHALL</b>										
MARSHALL CIRCUIT COURT	0	0	0	0	0	0	0	0	0	0
MARSHALL SUPERIOR COURT 1	0	0	0	0	0	0	0	0	0	0
MARSHALL COUNTY COURT	0	0	0	0	0	0	0	0	0	0
TOTAL-COURTS OF RECORD:	0	0	0	0	0	0	0	0	0	0
ARGOS TOWN COURT	0	0	0	0	0	0	0	0	0	0
TOTAL-CITY AND TOWN:	0	0	0	0	0	0	0	0	0	0
GRAND TOTAL:	0	0	0	0	0	0	0	0	0	0
<b>MARTIN</b>										
MARTIN CIRCUIT COURT	1	0	0	0	0	0	1	1	1	1















- - - CIVIL - - -

CP	SC	RCP	DR	RDR	MH	AD	ES	GU	TR	MI	TOTAL
9	0	3	6	0	0	0	0	1	0	0	33
9	0	3	6	0	0	0	0	1	0	0	33
107	0	0	16	2	0	0	0	0	0	0	125
7	0	0	1	1	0	0	0	0	0	0	9
0	0	0	0	0	0	0	0	0	0	0	0
0	0	0	0	0	0	0	0	0	0	0	0
114	0	0	17	3	0	0	0	0	0	0	134
0	0	0	0	0	0	0	0	0	0	0	0
0	0	0	0	0	0	0	0	0	0	0	0
114	0	0	17	3	0	0	0	0	0	0	134
17	0	0	14	0	0	0	0	0	0	0	32
0	0	0	0	0	0	0	0	0	0	0	0
17	0	0	14	0	0	0	0	0	0	0	32
17	0	0	14	0	0	0	0	0	0	0	32
5	0	0	3	0	0	0	0	0	0	0	8
0	0	0	0	0	0	0	0	0	0	0	0
5	0	0	3	0	0	0	0	0	0	0	8
5	0	0	3	0	0	0	0	0	0	0	8
19	0	1	5	0	0	0	0	0	0	0	26
0	0	0	0	0	0	0	0	0	0	0	0
19	0	1	5	0	0	0	0	0	0	0	26
19	0	1	5	0	0	0	0	0	0	0	26
12	0	0	7	0	0	1	0	0	0	0	22
0	0	0	0	0	0	0	0	0	0	0	0
12	0	0	7	0	0	1	0	0	0	0	22
0	0	0	0	0	0	0	0	0	0	0	0
0	0	0	0	0	0	0	0	0	0	0	0
0	0	0	0	0	0	0	0	0	0	0	0
12	0	0	7	0	0	1	0	0	0	0	22
23	0	0	2	0	0	0	0	0	0	0	25
0	0	0	0	0	0	0	0	0	0	0	0
23	0	0	2	0	0	0	0	0	0	0	25
0	0	0	0	0	0	0	0	0	0	0	0
0	0	0	0	0	0	0	0	0	0	0	0
0	0	0	0	0	0	0	0	0	0	0	0
23	0	0	2	0	0	0	0	0	0	0	25
20	0	0	6	4	0	0	0	0	0	0	33







- - - CIVIL - - -

CP	SC	RCP	DR	RDR	MH	AD	ES	GU	TR	MI	TOTAL
0	0	0	0	0	0	0	0	0	0	0	0
13	0	0	0	0	0	0	0	0	0	0	13
13	0	0	0	0	0	0	0	0	0	0	13
2	0	1	2	0	0	0	0	0	0	0	5
0	0	0	0	0	0	0	0	0	0	0	0
2	0	1	2	0	0	0	0	0	0	0	5
2	0	1	2	0	0	0	0	0	0	0	5
23	0	0	3	0	0	0	0	0	0	0	27
0	0	0	4	0	0	0	0	0	0	0	4
9	0	0	5	1	0	0	0	0	0	0	15
0	0	0	0	0	0	0	0	0	0	0	0
0	0	0	0	0	0	0	0	0	0	0	0
0	0	0	0	0	0	0	0	0	0	0	0
32	0	0	12	1	0	0	0	0	0	0	46
0	0	0	0	0	0	0	0	0	0	0	0
0	0	0	0	0	0	0	0	0	0	0	0
32	0	0	12	1	0	0	0	0	0	0	46
6	0	1	5	1	0	0	0	0	0	0	13
0	0	0	0	0	0	0	0	0	0	0	0
6	0	1	5	1	0	0	0	0	0	0	13
0	0	0	0	0	0	0	0	0	0	0	0
0	0	0	0	0	0	0	0	0	0	0	0
0	0	0	0	0	0	0	0	0	0	0	0
6	0	1	5	1	0	0	0	0	0	0	13
4	0	0	2	0	0	0	0	0	0	0	6
2	0	0	0	0	0	0	0	0	0	0	2
6	0	0	2	0	0	0	0	0	0	0	8
6	0	0	2	0	0	0	0	0	0	0	8
0	0	0	0	0	0	0	0	0	0	0	0
0	0	0	0	0	0	0	0	0	0	0	0
0	0	0	0	0	0	0	0	0	0	0	0
61	0	1	11	0	0	0	0	0	0	0	73
0	0	0	0	0	0	0	0	0	0	0	0
61	0	1	11	0	0	0	0	0	0	0	73
61	0	1	11	0	0	0	0	0	0	0	73
13	0	0	6	1	0	0	0	1	0	0	22





- - - CRIMINAL - - -

	CF	CM	RCR	IF	OV	MC	JC	JD	JP	JM
<b>WAYNE</b>										
WAYNE SUPERIOR COURT 2	0	0	0	0	0	0	0	0	0	0
WAYNE SUPERIOR COURT 3 CCF	0	0	0	0	0	0	0	0	0	0
TOTAL-COURTS OF RECORD:	0	0	1	0	0	0	0	2	0	0
HAGERSTOWN TOWN COURT	0	0	0	0	0	0	0	0	0	0
TOTAL-CITY AND TOWN:	0	0	0	0	0	0	0	0	0	0
GRAND TOTAL:	0	0	1	0	0	0	0	2	0	0
<b>WELLS</b>										
WELLS CIRCUIT COURT	0	0	0	0	0	0	0	0	1	0
WELLS SUPERIOR COURT	0	0	0	0	0	0	0	0	0	0
WELLS SUPERIOR COURT CCF	0	0	0	0	0	0	0	0	0	0
TOTAL-COURTS OF RECORD:	0	0	0	0	0	0	0	0	1	0
BLUFFTON CITY COURT	0	0	0	0	0	0	0	0	0	0
TOTAL-CITY AND TOWN:	0	0	0	0	0	0	0	0	0	0
GRAND TOTAL:	0	0	0	0	0	0	0	0	1	0
<b>WHITE</b>										
WHITE CIRCUIT COURT	0	0	0	0	0	0	0	0	0	0
WHITE SUPERIOR COURT	0	0	0	0	0	0	0	0	0	0
WHITE SUPERIOR COURT CCF	0	0	0	0	0	0	0	0	0	0
TOTAL-COURTS OF RECORD:	0	0	0	0	0	0	0	0	0	0
MONON TOWN COURT	0	0	0	0	0	0	0	0	0	0
2, 3 & 4 QUARTERS AVERAGED										
TOTAL-CITY AND TOWN:	0	0	0	0	0	0	0	0	0	0
GRAND TOTAL:	0	0	0	0	0	0	0	0	0	0
<b>WHITLEY</b>										
WHITLEY CIRCUIT COURT	0	0	0	0	0	0	0	1	1	0
WHITLEY SUPERIOR COURT	0	0	0	0	0	0	0	0	0	0
WHITLEY SUPERIOR COURT CCF	2	0	1	0	0	0	0	0	0	0
TOTAL-COURTS OF RECORD:	2	0	1	0	0	0	0	1	1	0
GRAND TOTAL:	2	0	1	0	0	0	0	1	1	0





CASES VENUED OUT

- - - CRIMINAL - - -

	CF	CM	RCR	IF	OV	MC	JC	JD	JP	JM
TOTALS FOR SUPERIOR AND CIRCUIT COURTS	136	28	8	0	0	0	14	26	60	9
TOTALS FOR COUNTY, MUNICIPAL COURTS AND CCF	87	369	2	9	13	0	0	0	0	0
TOTALS FOR SMALL CLAIM COURTS	0	0	0	0	0	0	0	0	0	0
TOTALS FOR CITY & TOWN COURTS	0	0	0	0	0	0	0	0	0	0
TOTALS FOR ALL COURTS	223	397	10	9	13	0	14	26	60	9

CASES VENUED OUT

- - - CIVIL - - -

CP	SC	RCP	DR	RDR	MH	AD	ES	GU	TR	MI	TOTAL
4,852	0	37	797	77	1	8	3	8	0	20	6,084
95	141	27	0	0	0	0	0	0	0	0	743
0	618	0	0	0	0	0	0	0	0	0	618
0	0	0	0	0	0	0	0	0	0	0	0
4,947	759	64	797	77	1	8	3	8	0	20	7,445







- - - CIVIL - - -

CP	SC	RCP	DR	RDR	MH	AD	ES	GU	TR	MI	TOTAL
0	0	0	0	0	0	0	0	0	0	0	0
0	0	0	0	0	0	0	0	0	0	0	0
0	0	0	19	10	0	0	0	0	0	0	29
0	0	0	0	0	0	0	0	0	0	0	0
0	0	0	19	10	0	0	0	0	0	0	29
0	0	0	0	0	0	0	0	0	0	0	10
0	0	0	0	0	0	0	0	0	0	0	8
0	0	0	0	0	0	0	0	0	0	0	18
0	0	0	19	10	0	0	0	0	0	0	47
0	0	0	0	0	0	0	0	0	0	0	0
0	0	0	0	0	0	0	0	0	0	0	0
1	0	0	0	0	0	0	0	0	0	0	1
0	0	0	0	0	0	0	0	0	0	0	0
1	0	0	0	0	0	0	0	0	0	0	1
1	0	0	0	0	0	0	0	0	0	0	1
8	0	0	0	0	0	0	0	0	0	0	8
5	0	0	15	6	0	0	0	0	0	0	28
5	0	0	3	0	0	0	0	0	0	0	9
2	7	0	0	0	0	0	0	0	0	0	9
20	7	0	18	6	0	0	0	0	0	0	54
0	0	0	0	0	0	0	0	0	0	0	5
0	0	0	0	0	0	0	0	0	0	0	15
0	0	0	0	0	0	0	0	0	0	0	0
0	0	0	0	0	0	0	0	0	0	0	20
20	7	0	18	6	0	0	0	0	0	0	74
6	0	0	1	1	0	0	0	1	0	0	10
1	0	0	0	0	0	0	0	0	0	0	1
0	2	0	0	0	0	0	0	0	0	0	2
7	2	0	1	1	0	0	0	1	0	0	13
7	2	0	1	1	0	0	0	1	0	0	13
0	0	0	0	0	0	0	0	0	0	0	3
1	3	0	0	0	0	0	0	0	0	0	5
1	3	0	0	0	0	0	0	0	0	0	8
0	0	0	0	0	0	0	0	0	0	0	0
0	0	0	0	0	0	0	0	0	0	0	0
1	3	0	0	0	0	0	0	0	0	0	8
0	0	0	0	0	0	0	1	0	0	0	1
0	0	0	0	0	0	0	0	0	0	0	0
0	0	0	0	0	0	0	1	0	0	0	1
0	0	0	0	0	0	0	1	0	0	0	1
1	0	0	1	1	0	0	0	0	0	0	3

- - - CRIMINAL - - -

	CF	CM	RCR	IF	OV	MC	JC	JD	JP	JM
<b>DAVIESS</b>										
DAVIESS COUNTY COURT	0	0	0	0	0	0	0	0	0	0
TOTAL-COURTS OF RECORD:	0	0	0	0	0	0	0	0	0	0
GRAND TOTAL:	0	0	0	0	0	0	0	0	0	0
<b>DEARBORN</b>										
DEARBORN CIRCUIT COURT	0	0	0	0	0	0	0	0	0	0
DEARBORN COUNTY COURT	1	2	0	0	0	0	0	0	0	0
TOTAL-COURTS OF RECORD:	1	2	0	0	0	0	0	0	0	0
AURORA CITY COURT	0	21	0	0	0	0	0	0	0	0
LAWRENCEBURG CITY COURT	0	28	0	14	0	0	0	0	0	0
TOTAL-CITY AND TOWN:	0	49	0	14	0	0	0	0	0	0
GRAND TOTAL:	1	51	0	14	0	0	0	0	0	0
<b>DECATUR</b>										
DECATUR CIRCUIT COURT	0	0	0	0	0	0	0	0	0	0
DECATUR COUNTY COURT	0	0	0	0	0	0	0	0	0	0
TOTAL-COURTS OF RECORD:	0	0	0	0	0	0	0	0	0	0
GRAND TOTAL:	0	0	0	0	0	0	0	0	0	0
<b>DEKALB</b>										
DEKALB CIRCUIT COURT	0	0	0	0	0	0	0	5	0	0
DEKALB SUPERIOR COURT	0	1	0	0	0	0	0	0	0	0
DEKALB SUPERIOR COURT CCF	0	0	0	0	0	0	0	0	0	0
TOTAL-COURTS OF RECORD:	0	1	0	0	0	0	0	5	0	0
BUTLER CITY COURT	0	0	0	0	0	0	0	0	0	0
TOTAL-CITY AND TOWN:	0	0	0	0	0	0	0	0	0	0
GRAND TOTAL:	0	1	0	0	0	0	0	5	0	0
<b>DELAWARE</b>										
DELAWARE CIRCUIT COURT	0	0	0	0	0	0	0	2	3	0
DELAWARE SUPERIOR COURT 1	0	0	0	0	0	0	0	0	0	0
DELAWARE SUPERIOR COURT 2	0	0	0	0	0	0	0	0	1	0
DELAWARE SUPERIOR COURT 3	0	0	0	0	0	0	0	0	0	0
DELAWARE SUPERIOR COURT 3 CCF	3	44	8	8	0	0	0	0	0	0
DELAWARE SUPERIOR COURT 4	0	0	0	0	0	0	0	0	0	0
DELAWARE SUPERIOR COURT 4 CCF	1	12	0	3	0	0	0	0	0	0
TOTAL-COURTS OF RECORD:	4	56	8	11	0	0	0	2	4	0
YORKTOWN TOWN COURT	0	0	0	221	0	0	0	0	0	0
TOTAL-CITY AND TOWN:	0	0	0	221	0	0	0	0	0	0
GRAND TOTAL:	4	56	8	232	0	0	0	2	4	0
<b>DUBOIS</b>										
DUBOIS CIRCUIT COURT	0	0	0	0	0	0	0	1	0	0
DUBOIS SUPERIOR COURT	7	3	0	0	0	1	0	0	0	0
DUBOIS SUPERIOR COURT CCF	0	0	0	0	0	0	0	0	0	0
TOTAL-COURTS OF RECORD:	7	3	0	0	0	1	0	1	0	0
GRAND TOTAL:	7	3	0	0	0	1	0	1	0	0
<b>ELKHART</b>										
ELKHART CIRCUIT COURT	5	0	0	0	0	0	8	3	1	0
ELKHART SUPERIOR COURT 1	0	0	0	0	0	0	0	0	0	0
ELKHART SUPERIOR COURT 2	2	0	2	0	0	0	0	0	1	0



--- CIVIL ---

CP	SC	RCP	DR	RDR	MH	AD	ES	GU	TR	MI	TOTAL
0	1	0	0	0	0	0	0	0	0	0	1
1	1	0	1	1	0	0	0	0	0	0	4
1	1	0	1	1	0	0	0	0	0	0	4
4	0	0	0	0	0	0	0	0	0	1	5
1	1	0	0	0	0	0	0	0	0	0	5
5	1	0	0	0	0	0	0	0	0	1	10
0	0	0	0	0	0	0	0	0	0	0	21
0	0	0	0	0	0	0	0	0	0	1	43
0	0	0	0	0	0	0	0	0	0	1	64
5	1	0	0	0	0	0	0	0	0	2	74
0	0	0	1	0	0	0	0	0	0	0	1
0	1	0	0	0	0	0	0	0	0	0	1
0	1	0	1	0	0	0	0	0	0	0	2
0	1	0	1	0	0	0	0	0	0	0	2
1	0	0	2	13	0	0	0	0	0	0	21
0	0	0	0	1	0	0	0	0	0	0	2
0	2	0	0	0	0	0	0	0	0	0	2
1	2	0	2	14	0	0	0	0	0	0	25
0	0	0	0	0	0	0	0	0	0	0	0
0	0	0	0	0	0	0	0	0	0	0	0
1	2	0	2	14	0	0	0	0	0	0	25
6	0	0	4	0	0	0	1	0	0	0	16
2	0	0	4	0	0	0	0	0	0	0	6
5	0	0	10	4	0	1	0	0	0	1	22
1	0	0	4	0	0	0	0	0	0	0	5
0	13	0	0	0	0	0	0	0	0	0	76
2	0	0	2	0	0	0	0	0	0	0	4
0	9	0	0	0	0	0	0	0	0	0	25
16	22	0	24	4	0	1	1	0	0	1	154
0	0	0	0	0	0	0	0	0	0	0	221
0	0	0	0	0	0	0	0	0	0	0	221
16	22	0	24	4	0	1	1	0	0	1	375
0	0	0	0	0	0	0	0	0	0	0	1
1	0	0	0	0	0	0	0	0	0	0	12
0	3	0	0	0	0	0	0	0	0	0	3
1	3	0	0	0	0	0	0	0	0	0	16
1	3	0	0	0	0	0	0	0	0	0	16
3	0	0	4	2	0	0	24	11	0	0	61
12	0	0	2	0	0	0	0	0	0	0	14
6	0	0	5	0	1	0	0	0	0	0	17



- - - CIVIL - - -

CP	SC	RCP	DR	RDR	MH	AD	ES	GU	TR	MI	TOTAL
7	0	0	1	0	0	0	0	0	0	0	11
0	0	0	0	0	0	0	0	0	0	0	1
0	4	0	0	0	0	0	0	0	0	0	37
28	4	0	12	2	1	0	24	11	0	0	141
0	0	0	0	0	0	0	0	0	0	0	31
0	0	0	0	0	0	0	0	0	0	0	5
0	0	0	0	0	0	0	0	0	0	0	6
0	0	0	0	0	0	0	0	0	0	0	42
28	4	0	12	2	1	0	24	11	0	0	183
0	0	0	2	0	0	0	0	0	0	0	10
0	0	0	1	0	0	0	0	0	0	0	1
1	0	0	0	0	0	0	0	0	0	0	1
1	0	0	3	0	0	0	0	0	0	0	12
1	0	0	3	0	0	0	0	0	0	0	12
1	0	0	0	0	0	0	0	0	0	0	1
0	0	0	1	1	0	0	0	0	0	0	2
5	1	0	0	0	0	0	0	0	0	0	6
6	1	0	1	1	0	0	0	0	0	0	9
6	1	0	1	1	0	0	0	0	0	0	9
1	0	0	1	0	0	0	0	0	0	0	3
0	3	0	0	0	0	0	0	0	0	0	13
1	3	0	1	0	0	0	0	0	0	0	16
0	0	0	0	0	0	0	0	0	0	0	19
0	0	0	0	0	0	0	0	0	0	0	19
1	3	0	1	0	0	0	0	0	0	0	35
6	0	0	0	4	0	0	0	0	0	0	10
0	0	0	0	0	0	0	0	0	0	0	0
6	0	0	0	4	0	0	0	0	0	0	10
6	0	0	0	4	0	0	0	0	0	0	10
0	0	0	1	0	0	0	0	0	0	0	2
0	0	0	0	0	0	0	0	0	0	0	0
0	0	0	1	0	0	0	0	0	0	0	2
0	0	0	1	0	0	0	0	0	0	0	2
1	0	2	2	35	0	0	0	0	0	0	40
0	0	0	0	0	0	0	0	0	0	0	0
0	2	0	0	0	0	0	0	0	0	0	3
1	2	2	2	35	0	0	0	0	0	0	43
1	2	2	2	35	0	0	0	0	0	0	43
0	0	0	0	0	0	0	0	1	0	0	5

--- CRIMINAL ---

	CF	CM	RCR	IF	OV	MC	JC	JD	JP	JM
<b>GRANT</b>										
GRANT SUPERIOR COURT 1	0	0	0	0	0	0	0	0	0	0
GRANT SUPERIOR COURT 2	0	0	0	0	0	0	0	0	0	0
GRANT COUNTY COURT	0	0	0	0	0	0	0	0	0	0
TOTAL-COURTS OF RECORD:	4	0	0	0	0	0	0	0	0	0
GAS CITY COURT	0	13	0	1	0	0	0	0	0	0
MARION CITY COURT	0	0	0	0	0	0	0	0	0	0
TOTAL-CITY AND TOWN:	0	13	0	1	0	0	0	0	0	0
GRAND TOTAL:	4	13	0	1	0	0	0	0	0	0
<b>GREENE</b>										
GREENE CIRCUIT COURT	0	0	0	0	0	0	0	0	1	0
GREENE COUNTY COURT	0	1	0	1	0	0	0	0	0	0
TOTAL-COURTS OF RECORD:	0	1	0	1	0	0	0	0	1	0
GRAND TOTAL:	0	1	0	1	0	0	0	0	1	0
<b>HAMILTON</b>										
HAMILTON CIRCUIT COURT	2	2	0	0	0	0	2	1	2	0
HAMILTON SUPERIOR COURT 1	0	0	0	0	0	0	0	0	0	0
HAMILTON SUPERIOR COURT 2	0	0	0	0	0	0	0	0	0	0
HAMILTON COUNTY COURT	0	0	0	0	0	0	0	0	0	0
TOTAL-COURTS OF RECORD:	2	2	0	0	0	0	2	1	2	0
CARMEL CITY COURT	0	0	0	0	0	0	0	0	0	0
NOBLESVILLE CITY COURT	0	0	0	0	0	0	0	0	0	0
TOTAL-CITY AND TOWN:	0	0	0	0	0	0	0	0	0	0
GRAND TOTAL:	2	2	0	0	0	0	2	1	2	0
<b>HANCOCK</b>										
HANCOCK CIRCUIT COURT	0	0	0	0	0	0	0	1	0	0
HANCOCK SUPERIOR COURT	0	0	0	0	0	0	0	1	0	0
HANCOCK COUNTY COURT	0	0	0	0	0	0	0	0	0	0
TOTAL-COURTS OF RECORD:	0	0	0	0	0	0	0	2	0	0
GRAND TOTAL:	0	0	0	0	0	0	0	2	0	0
<b>HARRISON</b>										
HARRISON CIRCUIT COURT	0	0	0	0	0	0	0	0	0	0
HARRISON COUNTY COURT	0	0	0	0	0	0	0	0	0	0
TOTAL-COURTS OF RECORD:	0	0	0	0	0	0	0	0	0	0
GRAND TOTAL:	0	0	0	0	0	0	0	0	0	0
<b>HENDRICKS</b>										
HENDRICKS CIRCUIT COURT	2	0	0	0	0	0	0	11	1	2
HENDRICKS SUPERIOR COURT 1	0	0	0	0	0	0	0	0	0	0
HENDRICKS SUPERIOR COURT 2	0	0	0	0	0	0	0	0	0	0
HENDRICKS SUPERIOR COURT 2 CCF	0	0	0	0	0	0	0	0	0	0
TOTAL-COURTS OF RECORD:	2	0	0	0	0	0	0	11	1	2
GRAND TOTAL:	2	0	0	0	0	0	0	11	1	2
<b>HENRY</b>										
HENRY CIRCUIT COURT	0	0	0	0	0	0	0	2	0	0
HENRY SUPERIOR COURT	0	0	0	0	0	0	0	0	0	0
HENRY COUNTY COURT	0	0	0	0	0	0	0	0	0	0
TOTAL-COURTS OF RECORD:	0	0	0	0	0	0	0	2	0	0











- - - CIVIL - - -

CP	SC	RCP	DR	RDR	MH	AD	ES	GU	TR	MI	TOTAL
0	0	0	0	0	0	0	0	0	0	0	0
0	0	0	0	0	0	0	0	0	0	0	0
0	0	0	0	0	0	0	0	0	0	0	0
0	0	0	0	0	0	0	0	0	0	0	0
0	0	0	0	0	0	0	0	0	0	0	0
47	0	0	71	0	0	0	0	0	0	0	120
39	0	0	2	13	0	0	0	0	0	0	54
3	0	0	1	0	0	0	0	0	0	0	4
0	1	0	0	0	0	0	0	0	0	0	2
89	1	0	74	13	0	0	0	0	0	0	180
0	0	0	0	0	0	0	0	0	0	0	314
0	0	0	0	0	0	0	0	0	0	0	98
0	0	0	0	0	0	0	0	0	0	0	28
0	0	0	0	0	0	0	0	0	0	0	440
89	1	0	74	13	0	0	0	0	0	0	620
0	0	0	3	1	0	0	0	0	0	0	4
0	0	0	0	2	0	0	0	0	0	0	2
0	0	0	0	0	0	0	0	0	0	0	3
0	0	0	3	3	0	0	0	0	0	0	9
0	0	0	0	0	0	0	0	0	0	0	78
0	0	0	0	0	0	0	0	0	0	0	78
0	0	0	3	3	0	0	0	0	0	0	87
0	0	0	2	0	0	0	0	0	0	0	2
1	0	0	0	0	0	0	0	0	0	0	1
0	0	0	0	0	0	0	0	0	0	0	0
1	0	0	2	0	0	0	0	0	0	0	3
1	0	0	2	0	0	0	0	0	0	0	3
1	0	0	0	0	0	0	0	0	0	0	1
0	0	0	0	0	0	0	0	0	0	0	0
1	0	0	0	0	0	0	0	0	0	0	1
1	0	0	0	0	0	0	0	0	0	0	1
17	0	0	0	0	0	0	0	0	0	0	17
0	0	0	0	0	0	0	0	0	0	0	0
0	0	0	0	0	0	0	0	0	0	0	0
6	0	0	4	0	0	0	0	0	0	1	11
0	0	0	10	2	0	1	0	0	0	1	14
0	0	0	0	0	0	0	0	0	0	0	0
0	0	0	0	0	0	0	0	0	0	0	3
0	0	0	0	0	0	0	0	0	0	0	7
0	0	0	0	0	0	0	0	0	0	0	4
0	0	0	0	1	0	0	0	0	0	0	11









- - - CRIMINAL - - -

	CF	CM	RCR	IF	OV	MC	JC	JD	JP	JM
<b>MARTIN</b>										
MARTIN CIRCUIT COURT	0	1	0	1	0	0	0	0	0	0
TOTAL-COURTS OF RECORD:	0	1	0	1	0	0	0	0	0	0
LOOGOOTE CITY COURT	0	0	0	3	0	0	0	0	0	0
ABOLISHED 12/31/87										
TOTAL-CITY AND TOWN:	0	0	0	3	0	0	0	0	0	0
GRAND TOTAL:	0	1	0	4	0	0	0	0	0	0
<b>MIAMI</b>										
MIAMI CIRCUIT COURT	0	0	0	0	0	0	0	0	0	0
MIAMI SUPERIOR COURT	4	14	0	0	0	0	0	0	0	0
MIAMI SUPERIOR COURT	0	0	0	0	0	0	0	0	0	0
TOTAL-COURTS OF RECORD:	4	14	0	0	0	0	0	0	0	0
PERU CITY COURT	0	0	0	10	0	0	0	0	0	0
BUNKER HILL TOWN COURT	0	0	0	2	0	0	0	0	0	0
TOTAL-CITY AND TOWN:	0	0	0	12	0	0	0	0	0	0
GRAND TOTAL:	4	14	0	12	0	0	0	0	0	0
<b>MONROE</b>										
MONROE CIRCUIT COURT	9	0	2	0	0	0	0	0	0	0
MONROE SUPERIOR COURT 1	6	0	4	0	0	0	0	0	0	0
MONROE SUPERIOR COURT 1	0	0	0	0	0	0	0	0	0	0
MONROE SUPERIOR COURT 2	17	0	2	0	0	0	0	0	0	0
MONROE SUPERIOR COURT 2	0	0	0	0	0	0	0	0	0	0
MONROE SUPERIOR COURT 3	8	0	1	0	0	0	0	0	0	0
MONROE SUPERIOR COURT 3	0	0	0	0	0	0	0	0	0	0
MONROE SUPERIOR COURT 4	0	0	0	0	0	0	0	0	0	0
MONROE SUPERIOR COURT 4	6	19	11	31	0	0	0	0	0	0
MONROE SUPERIOR COURT 5	0	0	0	0	0	0	0	0	0	0
MONROE SUPERIOR COURT 5	0	0	0	0	0	0	0	0	0	0
TOTAL-COURTS OF RECORD:	46	19	20	31	0	0	0	0	0	0
GRAND TOTAL:	46	19	20	31	0	0	0	0	0	0
<b>MONTGOMERY</b>										
MONTGOMERY CIRCUIT COURT	0	0	0	0	0	0	0	0	0	0
MONTGOMERY COUNTY COURT	0	0	0	0	0	0	0	0	0	0
TOTAL-COURTS OF RECORD:	0	0	0	0	0	0	0	0	0	0
CRAWFORDSVILLE CITY COURT	46	0	0	3	0	11	0	0	0	0
TOTAL-CITY AND TOWN:	46	0	0	3	0	11	0	0	0	0
GRAND TOTAL:	46	0	0	3	0	11	0	0	0	0
<b>MORGAN</b>										
MORGAN CIRCUIT COURT	5	0	0	0	0	0	0	1	0	0
MORGAN SUPERIOR COURT	0	0	0	0	0	0	0	0	0	0
MORGAN COUNTY COURT	0	0	195	0	0	0	0	0	0	0
TOTAL-COURTS OF RECORD:	5	0	195	0	0	0	0	1	0	0
MARTINSVILLE CITY COURT	0	2	0	0	0	0	0	0	0	0
MOORESVILLE TOWN COURT	0	6	0	25	0	0	0	0	0	0
TOTAL-CITY AND TOWN:	0	8	0	25	0	0	0	0	0	0
GRAND TOTAL:	5	8	195	25	0	0	0	1	0	0
<b>NEWTON</b>										
NEWTON CIRCUIT COURT	0	0	0	0	0	0	0	1	0	0

- - - CIVIL - - -

CP	SC	RCP	DR	RDR	MH	AD	ES	GU	TR	MI	TOTAL
0	2	0	0	0	0	0	0	0	0	0	4
1	2	0	0	0	0	0	0	0	0	0	5
0	0	0	0	0	0	0	0	0	0	0	3
0	0	0	0	0	0	0	0	0	0	0	3
1	2	0	0	0	0	0	0	0	0	0	8
26	0	0	6	0	0	0	0	0	0	0	32
0	0	0	0	0	0	0	1	0	0	0	19
0	0	0	0	0	0	0	0	0	0	0	0
26	0	0	6	0	0	0	1	0	0	0	51
0	0	0	0	0	0	0	0	0	0	0	10
0	0	0	0	0	0	0	0	0	0	0	2
0	0	0	0	0	0	0	0	0	0	0	12
26	0	0	6	0	0	0	1	0	0	0	63
0	0	0	1	5	0	0	0	0	0	0	17
27	0	0	2	4	0	0	0	0	0	0	43
0	1	0	0	0	0	0	0	0	0	0	1
5	0	0	3	3	0	0	0	0	0	0	30
0	0	1	0	0	0	0	0	0	0	0	1
4	0	0	5	3	0	0	0	0	0	0	21
0	1	1	0	0	0	0	0	0	0	0	2
0	0	0	0	0	0	0	0	0	0	0	0
0	1	0	0	0	0	0	0	0	0	0	68
7	0	0	75	21	0	0	0	0	0	0	103
0	46	8	0	0	0	0	0	0	0	0	54
43	49	10	86	36	0	0	0	0	0	0	340
43	49	10	86	36	0	0	0	0	0	0	340
3	0	0	0	0	0	0	0	0	0	0	3
0	0	0	0	0	0	0	0	0	0	0	0
3	0	0	0	0	0	0	0	0	0	0	3
0	0	0	0	0	0	0	0	0	0	0	60
0	0	0	0	0	0	0	0	0	0	0	60
3	0	0	0	0	0	0	0	0	0	0	63
4	0	0	2	2	0	0	0	3	0	0	17
3	0	0	1	0	0	0	0	0	0	0	4
5	337	240	0	0	0	0	0	0	0	0	777
12	337	240	3	2	0	0	0	3	0	0	798
0	0	0	0	0	0	0	0	0	0	0	2
0	0	0	0	0	0	0	0	0	0	0	31
0	0	0	0	0	0	0	0	0	0	0	33
12	337	240	3	2	0	0	0	3	0	0	831
3	0	0	0	0	0	0	1	0	0	0	5

- - - CRIMINAL - - -

	CF	CM	RCR	IF	OV	MC	JC	JD	JP	JM
<b>NEWTON</b>										
NEWTON SUPERIOR COURT	0	0	0	0	0	0	0	0	0	0
NEWTON SUPERIOR COURT CCF	1	0	0	0	0	0	0	0	0	0
TOTAL-COURTS OF RECORD:	1	0	0	0	0	0	0	1	0	0
GRAND TOTAL:	1	0	0	0	0	0	0	1	0	0
<b>NOBLE</b>										
NOBLE CIRCUIT COURT	2	0	0	0	0	0	0	1	1	0
NOBLE SUPERIOR COURT	0	0	0	0	0	0	0	1	0	0
NOBLE COUNTY COURT	0	0	0	0	0	0	0	0	0	0
TOTAL-COURTS OF RECORD:	2	0	0	0	0	0	0	2	1	0
CROMWELL TOWN COURT	0	0	0	0	0	0	0	0	0	0
TOTAL-CITY AND TOWN:	0	0	0	0	0	0	0	0	0	0
GRAND TOTAL:	2	0	0	0	0	0	0	2	1	0
<b>OHIO</b>										
OHIO CIRCUIT COURT	0	0	0	0	0	0	0	0	0	0
OHIO SUPERIOR COURT	0	1	0	0	0	0	0	0	0	0
OHIO SUPERIOR COURT CCF	0	0	0	0	0	0	0	0	0	0
TOTAL-COURTS OF RECORD:	0	1	0	0	0	0	0	0	0	0
GRAND TOTAL:	0	1	0	0	0	0	0	0	0	0
<b>ORANGE</b>										
ORANGE CIRCUIT COURT	0	0	0	0	0	0	0	0	1	0
ORANGE COUNTY COURT	0	0	0	0	0	0	0	0	0	0
TOTAL-COURTS OF RECORD:	0	0	0	0	0	0	0	0	1	0
GRAND TOTAL:	0	0	0	0	0	0	0	0	1	0
<b>OWEN</b>										
OWEN CIRCUIT COURT	0	0	0	0	0	0	0	6	0	0
OWEN CIRCUIT COURT CCF	0	0	0	0	0	0	0	0	0	0
TOTAL-COURTS OF RECORD:	0	0	0	0	0	0	0	6	0	0
GRAND TOTAL:	0	0	0	0	0	0	0	6	0	0
<b>PARKE</b>										
PARKE CIRCUIT COURT	0	0	0	0	0	0	0	1	0	0
PARKE CIRCUIT COURT CCF	0	0	0	0	0	0	0	0	0	0
TOTAL-COURTS OF RECORD:	0	0	0	0	0	0	0	1	0	0
GRAND TOTAL:	0	0	0	0	0	0	0	1	0	0
<b>PERRY</b>										
PERRY CIRCUIT COURT	0	0	0	0	0	0	0	0	0	0
PERRY CIRCUIT COURT CCF	0	0	0	0	0	0	0	0	0	0
TOTAL-COURTS OF RECORD:	0	0	0	0	0	0	0	0	0	0
CANNELTON CITY COURT	0	0	0	0	0	0	0	0	0	0
ABOLISHED 12/31/87										
TELL CITY CITY COURT	0	11	0	6	0	0	0	0	0	0
TOTAL-CITY AND TOWN:	0	11	0	6	0	0	0	0	0	0
GRAND TOTAL:	0	11	0	6	0	0	0	0	0	0
<b>PIKE</b>										
PIKE CIRCUIT COURT	0	0	0	0	0	0	0	1	0	0
PIKE CIRCUIT COURT CCF	1	2	0	3	0	0	0	0	0	0













--- CRIMINAL ---

	CF	CM	RCR	IF	OV	MC	JC	JD	JP	JM
<b>SULLIVAN</b>										
SULLIVAN COUNTY COURT	0	0	0	0	0	0	0	0	0	0
TOTAL-COURTS OF RECORD:	0	0	0	0	0	0	0	0	0	0
GRAND TOTAL:	0	0	0	0	0	0	0	0	0	0
<b>SWITZERLAND</b>										
SWITZERLAND CIRCUIT COURT	0	0	0	0	0	0	0	0	0	0
SWITZERLAND CIR & SUP										
SWITZERLAND CIRCUIT COURT CCF	0	0	0	0	0	0	0	0	0	0
SWITZERLAND CIR & SUP										
TOTAL-COURTS OF RECORD:	0	0	0	0	0	0	0	0	0	0
GRAND TOTAL:	0	0	0	0	0	0	0	0	0	0
<b>TIPPECANOE</b>										
TIPPECANOE CIRCUIT COURT	0	0	0	0	0	0	0	0	0	0
TIPPECANOE SUPERIOR COURT 1	0	0	0	0	0	0	0	0	0	0
TIPPECANOE SUPERIOR COURT 2	0	0	0	0	0	0	0	0	0	0
TIPPECANOE SUPERIOR COURT 3	0	0	0	0	0	0	2	0	6	0
TIPPECANOE COUNTY COURT 1	0	0	0	0	0	0	0	0	0	0
TIPPECANOE COUNTY COURT 2	0	0	0	0	0	130	0	0	0	0
TOTAL-COURTS OF RECORD:	0	0	0	0	0	130	2	0	6	0
WEST LAFAYETTE CITY COURT	0	1	0	3	0	0	0	0	0	0
TOTAL-CITY AND TOWN:	0	1	0	3	0	0	0	0	0	0
GRAND TOTAL:	0	1	0	3	0	130	2	0	6	0
<b>TIPTON</b>										
TIPTON CIRCUIT COURT	0	0	0	0	0	0	0	0	0	0
TIPTON CIRCUIT COURT CCF	0	0	0	0	0	0	0	0	0	0
TOTAL-COURTS OF RECORD:	0	0	0	0	0	0	0	0	0	0
TIPTON CITY COURT	0	2	0	2	0	0	0	0	0	0
SHARPSVILLE TOWN COURT	0	4	0	4	0	0	0	0	0	0
TOTAL-CITY AND TOWN:	0	6	0	6	0	0	0	0	0	0
GRAND TOTAL:	0	6	0	6	0	0	0	0	0	0
<b>UNION</b>										
UNION CIRCUIT COURT	0	2	0	0	0	0	0	0	0	0
UNION CIRCUIT COURT CCF	0	2	0	0	0	0	0	0	0	0
TOTAL-COURTS OF RECORD:	0	4	0	0	0	0	0	0	0	0
GRAND TOTAL:	0	4	0	0	0	0	0	0	0	0
<b>VANDEBURGH</b>										
VANDEBURGH CIRCUIT COURT	0	0	4	0	0	0	0	0	0	0
2, 3 & 4 QUARTERS AVERAGED										
VANDEBURGH SUPERIOR COURT	0	0	0	0	0	0	0	0	0	0
JUVENILE										
VANDEBURGH SUPERIOR COURT CCF	0	0	0	0	0	0	0	0	0	0
VANDEBURGH SUPERIOR COURT	0	0	0	0	0	0	0	0	0	0
VANDEBURGH SUPERIOR COURT CCF	0	0	0	0	0	0	0	0	0	0
MISDEMEANOR										
TOTAL-COURTS OF RECORD:	0	0	4	0	0	0	0	0	0	0
GRAND TOTAL:	0	0	4	0	0	0	0	0	0	0
<b>VERMILLION</b>										
VERMILLION CIRCUIT COURT	0	0	0	0	0	0	0	1	0	0

- - - CIVIL - - -

CP	SC	RCP	DR	RDR	MH	AD	ES	GU	TR	MI	TOTAL
0	13	0	0	0	0	0	0	0	0	0	13
0	13	0	0	0	0	0	0	0	0	0	13
0	13	0	0	0	0	0	0	0	0	0	13
0	0	0	0	0	0	0	8	4	0	0	12
0	0	0	0	0	0	0	0	0	0	0	0
0	0	0	0	0	0	0	8	4	0	0	12
0	0	0	0	0	0	0	8	4	0	0	12
1	0	0	0	0	0	0	0	0	0	0	1
9	0	2	8	1	0	0	0	0	0	0	20
1	0	0	1	1	0	0	0	0	0	0	3
0	0	0	0	1	0	0	0	0	0	0	9
0	0	0	0	0	0	0	0	0	0	0	0
0	0	0	0	0	0	0	0	0	0	0	130
11	0	2	9	3	0	0	0	0	0	0	163
0	0	0	0	0	0	0	0	0	0	0	4
0	0	0	0	0	0	0	0	0	0	0	4
11	0	2	9	3	0	0	0	0	0	0	167
0	0	0	2	0	0	0	0	0	0	0	2
0	0	0	0	0	0	0	0	0	0	0	0
0	0	0	2	0	0	0	0	0	0	0	2
0	0	0	0	0	0	0	0	0	0	0	4
0	0	0	0	0	0	0	0	0	0	0	8
0	0	0	0	0	0	0	0	0	0	0	12
0	0	0	2	0	0	0	0	0	0	0	14
0	0	0	1	0	0	0	0	0	0	0	3
0	0	0	0	0	0	0	0	0	0	0	2
0	0	0	1	0	0	0	0	0	0	0	5
0	0	0	1	0	0	0	0	0	0	0	5
4	0	0	0	0	0	0	0	0	0	0	8
0	0	0	0	0	0	0	0	0	0	0	0
0	13	0	0	0	0	0	0	0	0	0	13
0	0	0	0	0	0	0	0	0	0	0	0
0	0	0	0	0	0	0	0	0	0	0	0
4	13	0	0	0	0	0	0	0	0	0	21
4	13	0	0	0	0	0	0	0	0	0	21
0	0	0	0	1	0	0	26	1	0	0	29







- - - CRIMINAL - - -

	CF	CM	RCR	IF	OV	MC	JC	JD	JP	JM
<b>WAYNE</b>										
WAYNE SUPERIOR COURT 2	0	0	0	0	0	0	0	0	0	0
WAYNE SUPERIOR COURT 3 CCF	0	0	0	0	0	0	0	0	0	0
TOTAL-COURTS OF RECORD:	0	0	0	0	0	0	0	0	0	0
HAGERSTOWN TOWN COURT	0	0	0	0	0	0	0	0	0	0
TOTAL-CITY AND TOWN:	0	0	0	0	0	0	0	0	0	0
GRAND TOTAL:	0	0	0	0	0	0	0	0	0	0
<b>WELLS</b>										
WELLS CIRCUIT COURT	0	0	0	0	0	0	0	0	0	0
WELLS SUPERIOR COURT	0	0	0	0	0	0	0	0	0	0
WELLS SUPERIOR COURT CCF	0	0	0	0	0	0	0	0	0	0
TOTAL-COURTS OF RECORD:	0	0	0	0	0	0	0	0	0	0
BLUFFTON CITY COURT	0	0	0	1	0	0	0	0	0	0
TOTAL-CITY AND TOWN:	0	0	0	1	0	0	0	0	0	0
GRAND TOTAL:	0	0	0	1	0	0	0	0	0	0
<b>WHITE</b>										
WHITE CIRCUIT COURT	0	0	0	0	0	0	0	0	0	0
WHITE SUPERIOR COURT	0	0	0	0	0	0	0	0	0	0
WHITE SUPERIOR COURT CCF	0	0	0	0	0	0	0	0	0	0
TOTAL-COURTS OF RECORD:	0	0	0	0	0	0	0	0	0	0
MONON TOWN COURT	0	0	0	0	0	0	0	0	0	0
2, 3 & 4 QUARTERS AVERAGED										
TOTAL-CITY AND TOWN:	0	0	0	0	0	0	0	0	0	0
GRAND TOTAL:	0	0	0	0	0	0	0	0	0	0
<b>WHITLEY</b>										
WHITLEY CIRCUIT COURT	0	0	0	0	0	0	0	2	0	0
WHITLEY SUPERIOR COURT	0	0	0	0	0	0	0	0	0	0
WHITLEY SUPERIOR COURT CCF	0	0	0	0	0	0	0	0	0	0
TOTAL-COURTS OF RECORD:	0	0	0	0	0	0	0	2	0	0
GRAND TOTAL:	0	0	0	0	0	0	0	2	0	0

- - - CIVIL - - -

CP	SC	RCP	DR	RDR	MH	AD	ES	GU	TR	MI	TOTAL
0	0	0	0	0	0	0	0	0	0	0	0
17	300	83	0	0	0	0	0	0	0	0	400
17	300	83	0	0	0	0	0	0	0	0	400
0	0	0	0	0	0	0	0	0	0	0	0
0	0	0	0	0	0	0	0	0	0	0	0
17	300	83	0	0	0	0	0	0	0	0	400
2	0	0	1	2	0	0	0	0	0	0	5
0	0	0	0	0	0	0	0	0	0	0	0
0	0	0	0	0	0	0	0	0	0	0	0
2	0	0	1	2	0	0	0	0	0	0	5
0	0	0	0	0	0	0	0	0	0	0	1
0	0	0	0	0	0	0	0	0	0	0	1
2	0	0	1	2	0	0	0	0	0	0	6
0	0	0	1	2	0	0	0	0	0	0	3
0	0	0	0	0	0	0	0	0	0	0	0
0	1	0	0	0	0	0	0	0	0	0	1
0	1	0	1	2	0	0	0	0	0	0	4
0	0	0	0	0	0	0	0	0	0	0	0
0	0	0	0	0	0	0	0	0	0	0	0
0	1	0	1	2	0	0	0	0	0	0	4
5	0	0	0	1	0	0	0	0	0	0	8
1	0	0	0	0	0	0	0	0	0	0	1
0	0	0	0	0	0	0	0	0	0	0	0
6	0	0	0	1	0	0	0	0	0	0	9
6	0	0	0	1	0	0	0	0	0	0	9

CASES TRANSFERRED OUT

- - - CRIMINAL - - -

	CF	CM	RCR	IF	OV	MC	JC	JD	JP	JM
TOTALS FOR SUPERIOR AND CIRCUIT COURTS	310	107	31	0	0	3	14	74	32	4
TOTALS FOR COUNTY, MUNICIPAL COURTS AND CCF	422	1,506	218	14,449	12,439	240	0	0	0	0
TOTALS FOR SMALL CLAIM COURTS	0	0	0	0	0	0	0	0	0	0
TOTALS FOR CITY & TOWN COURTS	46	774	0	617	4	20	0	0	0	0
TOTALS FOR ALL COURTS	778	2,387	249	15,066	12,443	263	14	74	32	4

CASES TRANSFERRED OUT

- - - CIVIL - - -

CP	SC	RCP	DR	RDR	MH	AD	ES	GU	TR	MI	TOTAL
1,144	0	190	758	389	11	2	76	26	0	35	3,206
237	944	535	0	0	0	0	0	0	0	0	30,990
0	243	0	0	0	0	0	0	0	0	0	243
0	0	0	0	0	0	0	0	0	0	1	1,462
1,381	1,187	725	758	389	11	2	76	26	0	36	35,901