

CR-Sent
3-8-89

112540

112540



HONOLULU POLICE DEPARTMENT

112540


U.S. Department of Justice
National Institute of Justice

This document has been reproduced exactly as received from the person or organization originating it. Points of view or opinions stated in this document are those of the authors and do not necessarily represent the official position or policies of the National Institute of Justice.

Permission to reproduce this copyrighted material has been granted by
Honolulu Police Department

to the National Criminal Justice Reference Service (NCJRS).

Further reproduction outside of the NCJRS system requires permission of the copyright owner.



NCJRS
NOV 8 1988
ACQUISITIONS

1987 ANNUAL STATISTICAL REPORT

SEPTEMBER 1988 RESEARCH & DEVELOPMENT

TABLE OF CONTENTS

	<u>PAGE</u>
COMPARATIVE SUMMARY	1
PERSONNEL STRENGTH AND SALARY BY RANK	2
FIREARMS REGISTRATION SECTION	5
STATISTICS ON OFFENSES REPORTED TO POLICE	
CRIME INDEX AND CLEARANCES	6
CRIME RATE PER 100,000 POPULATION	7
CRIMES AGAINST PROPERTY AND VALUE OF PROPERTY STOLEN AND RECOVERED	8
PROPERTY BY TYPE AND VALUE	9
AUTO THEFT AND RECOVERY	10
MAP OF POLICE DISTRICTS	11
OFFENSES KNOWN TO THE POLICE AND THEIR DISPOSITIONS	
Total All Districts - Oahu	12
District I	13
District II	14
District III	15
District IV	16
District V	17
DISTRIBUTION OF ACTUAL OFFENSES BY MONTH	
Total All Districts - Oahu	18
District I	19
District II	20
District III	21
District IV	22
District V	23

REPORTED OFFENSES BY WATCH - OAHU	24
REPORTED OFFENSES BY DAY OF THE WEEK - OAHU	25
MAPS OF POLICE BEATS	26
REPORTED OFFENSES BY POLICE BEAT	
District I	31
District II	36
District III	37
District IV	39
District V	41
STATISTICS OF PERSONS ARRESTED	
ADULT ARRESTS	
Number and Dispositions of Persons Arrested	43
Age and Sex of Persons Arrested	44
Race of Adults Arrested	47
JUVENILE ARRESTS	
Number and Dispositions of Persons Arrested	50
Age, Sex and Race of Persons Arrested	51
Juvenile Arrests by Schools - Total Part I and Part II Offenses	55

COMPARATIVE SUMMARY, 1983 - 1987

Personnel Strength (Actual) as of December 31	1983	1984	1985	1986	1987
Police Employees	1,967	1,984	1,950	1,974	2079
Sworn Police Officers	1,601	1,612	1,597	1,617	1707
Average Number of officers per 1,000 population	2.0	2.0	2.0	2.0	2.0
Appointments	163	147	122	184	281
Separations from Service	110	136	106	163	176
Number of Employees Injured	662	568	494	567	562
Number of Days Lost Due to Injuries	4,485	4,333	3,885	4,387	3,702
Operating Expenditures (End of Fiscal Period).....	\$55,605,007	\$56,110,940	\$63,153,418	\$63,099,088	\$69,454,434
Annual Per Capita (Dollars)	70	70	78	77	84
Daily Per Capita (Cents)	19	19	21	21	23
Part I Actual Offenses	45,874	44,497	42,094	46,449	49,014
Rate per 1,000 population	58	56	52	57	59
Offenses cleared	8,047	7,199	7,916	7,937	9,335
Percent cleared	18	16	19	17	19
Part II Actual Offenses	67,003	70,110	70,740	71,879	78,827
Rate per 1,000 population	85	87	87	88	95
Offenses cleared	46,744	47,030	47,861	46,804	53,713
Percent cleared	70	67	68	65	68
Adult Arrest	23,456	23,698	28,344	27,330	30,945
Juvenile Arrest	8,218	8,510	10,087	10,566	12,290
Value of Property Stolen	\$35,140,966	\$34,267,356	\$29,485,881	\$34,251,782	\$38,900,118
Value of Stolen Property Recovered	\$10,006,220	\$9,336,855	\$8,282,767	\$8,570,578	\$11,192,021
Percent Recovered	28	27	28	25	25
Motor Vehicle Traffic Accidents	24,977	25,357	26,405	26,983	29,186
Major	12,766	13,631	15,356	16,256	19,265
Minor	12,211	11,726	11,049	10,727	9,921
Persons killed	92	91	86	70	75
Resident Population	792,700	801,400	811,100	816,700	830,600

DEPARTMENTAL SALARY SCALE
DECEMBER 31, 1987

<u>RANK</u>	<u>AUTHORIZED STRENGTH</u>	<u>CLASSIFICATION</u>	<u>ANNUAL SALARY</u>	<u>RANGE</u>
Chief of Police	1	NC	\$56,532	\$56,532
Deputy Chief of Police	1	NC	53,700	53,700
Assistant Chief of Police	4	EM 08	37,236	61,044
Inspector of Police	3	EM 06	33,960	55,608
Metropolitan Police Major	22	EM 04	31,020	50,532
Metropolitan Police Captain	20	EM 02	28,344	46,008
Metropolitan Police Captain	6	SR 25	30,564	42,888
Metropolitan Police Lieutenant	93	23	28,140	39,324
Metropolitan Police Sergeant	246	21	26,016	36,120
Metropolitan Detective	160	21	26,016	36,120
Metropolitan Police Officer	1030	18	23,124	31,812
Metropolitan Police Recruit	185	15	20,616	28,140
Police Matron	6	15	20,616	28,140
Police Helicopter Pilot	2	26	31,812	44,736
Police Commission Executive Officer	1	EM 05	32,412	52,788
Senior Police Legal Advisor	1	07	35,580	58,428
Police Psychologist I	1	SR 26	27,272	43,296
Radio Engineer	1	26	27,272	43,296
Criminalist IV	1	26	27,272	43,296
Information Specialist III	1	26	27,272	43,296
Criminalist III	2	24	24,912	39,492
Police Commission Investigator	2	24	24,912	39,492
Accountant V	2	24	24,912	39,492
Management Analyst V	1	24	24,912	39,492
Research Analyst III	2	24	24,912	39,492
Radio Technician III	1	24	23,520	39,492
Automotive Equipment Superintendent I	1	24	23,520	39,492
DPS Analyst III	2	24	24,912	39,492
Criminalist II	4	21	21,900	34,332
Police Evidence Specialist III	1	21	21,900	34,332
Radio Technician II	1	21	20,676	34,332
Statistician	1	21	21,900	34,332
Labor Relations Specialist II	1	21	21,900	34,332
Research Analyst II	2	21	21,900	34,332

<u>RANK</u>	<u>AUTHORIZED STRENGTH</u>	<u>CLASSIFICATION</u>	<u>ANNUAL SALARY</u>	<u>RANGE</u>
Audio Visual Production Specialist	1	SR 21	21,900	34,332
QST Documents Examiner	1	21	21,900	34,322
Private Secretary II	1	20	19,800	32,796
Automotive Repair Superintendent I	1	F1 10	24,144	25,788
Radio Technician I	7	SR 19	19,008	31,230
Graphic Artist III	1	19	19,008	31,230
Photo Technician III	1	19	19,008	31,230
Accountant III	2	18	19,356	29,892
Criminalist I	1	18	19,356	29,892
Property & Supply Manager	1	18	19,356	29,892
Police Evidence Specialist II	10	18	19,356	29,892
Supervising Police Radio Dispatcher	6	18	18,288	29,892
Private Secretary I	1	18	18,288	29,892
Research Analyst I	3	18	19,356	29,892
Personnel Assistant	1	17	17,592	28,596
Photographic Technician II	2	17	17,592	28,596
Secretary-Reporter	1	17	17,592	28,596
Firearms Training Technician I	1	17	17,592	28,596
Secretarial Services Supervisor II	1	16	16,932	27,360
Police Evidence Custodian II	1	16	16,932	27,360
Accountant II	1	15	17,292	26,136
Police Reporter	11	15	16,332	26,136
Assistant Property & Supply Manager	1	15	17,292	26,136
Police Evidence Specialist I	2	15	17,292	26,136
Personnel Clerk II	1	15	16,332	26,136
Police Radio Dispatcher II	70	15	16,332	26,136
Police Reports Reviewer II	12	15	16,332	26,136
Fingerprint ID Technician	2	15	16,322	26,136
Graphic Artist I	1	15	16,322	26,136
Public Relations Assistant	1	15	16,322	26,136
Police Evidence Custodian I	6	14	15,792	24,972
Secretary II	6	14	15,792	22,972
Library Technician III	1	14	15,792	24,972
Personnel Clerk I	5	13	15,264	23,880
Senior Account Clerk.....	4	13	15,264	23,880
Storekeeper II	1	13	15,264	23,880

<u>RANK</u>	<u>AUTHORIZED STRENGTH</u>	<u>CLASSIFICATION</u>		<u>ANNUAL SALARY</u>	<u>RANGE</u>
Secretary I	19	SR	12	14,904	22,836
Police Radio Dispatcher I	41		12	14,904	22,836
Police Reports Reviewer I	2		12	14,904	22,836
Property Inventory Clerk II	1		12	14,904	22,836
Fingerprint Classifier II	7		12	14,904	22,836
Veh Disp/Serv Writer	5		12	14,904	22,836
Firearms Regis Clk	3		11	14,472	21,852
Pre-Audit Clerk I	5		11	14,472	21,852
Police Records Clerk I	4		11	14,472	21,852
Senior Clerk Stenographer	15		11	14,472	21,852
Telephone Switchboard Operator IV	1		11	14,472	21,852
Storekeeper I	1		11	14,472	21,852
Senior Clerk	1		10	14,004	20,904
Property Inventory Clerk I	1		10	14,004	20,904
Statistics Clerk I	1		10	14,004	20,904
Senior Clerk Typist	19		10	14,004	20,904
Clerk Stenographer	6		09	13,596	20,040
Telephone Switchboard Operator III	4		09	13,596	20,040
Clerk Typist	24		08	13,260	19,248
Clerk	7		08	13,260	19,248
Telephone Switchboard Operator II	13		07	12,888	18,480
Messenger II	1		06	12,540	17,772
Printing Press Supervisor	1	FI	9	23,400	23,400
Lead Auto Mechanic	4	WF	10	21,720	21,720
Radio Mechanic	1	WB	11	21,132	21,132
Auto Mechanic	13		10	20,496	20,496
Stripper-Platemaker I	1	WB	09	19,860	19,860
Cook II	1	WF	08	19,836	19,836
Cook I	1	WB	08	18,708	18,708
Lubrication Worker	2		05	16,992	16,992
Auto Mechanic Helper	1		05	16,992	16,992
Service Station Attendant II	1	WF	03	16,872	16,872
Service Station Attendant I	8	WB	03	15,912	15,912

FIREARMS REGISTRATION SECTION, 1983 - 1987

	<u>1983</u>	<u>1984</u>	<u>1985</u>	<u>1986</u>	<u>1987</u>
<u>APPLICANTS QUALIFYING</u>					
Handguns	3,194	3,011	3,340	3,687	3,820
Rifles/Shotguns	1,715	1,805	1,947	1,886	2,034
TOTAL.....	4,909	4,816	5,287	5,573	5,854
<u>REGISTRATION BY APPLICATION</u>					
Handguns	3,955	3,004	3,650	3,635	4,058
Rifles/Shotguns	396	389	420	496	543
TOTAL	4,351	3,393	4,070	4,131	4,601
<u>DEALERS' REGISTRATION</u>					
Handguns	3,118	2,191	3,271	2,870	2,978
Rifles/Shotguns	1,923	1,683	1,603	1,743	1,854
TOTAL	5,041	3,874	4,874	4,613	4,832
<u>OUT-OF-STATE-REGISTRATION</u>					
Handguns	1,429	1,584	2,035	1,745	1,838
Rifles/Shotguns	1,566	1,797	2,193	1,668	1,898
TOTAL	2,995	3,381	4,228	3,413	3,736

CRIME INDEX AND CLEARANCES, 1986 - 1987

<u>CATEGORY</u>	<u>OFFENSES</u>			<u>CLEARANCES</u>			
	<u>1986</u>	<u>1987</u>	<u>Percent Change</u>	<u>1986</u>		<u>1987</u>	
				<u>Total</u>	<u>Percent</u>	<u>Total</u>	<u>Percent</u>
VIOLENT CRIMES	2,033	2,263	+ 11.3	813	40.0	966	42.7
Murder	46	37	- 19.6	11	23.9	30	81.1
Rape	237	325	+ 37.1	173	73.0	178	54.8
Robbery	1,026	967	- 5.8	268	26.1	305	31.5
Aggravated Assault	724	934	+ 29.0	361	49.9	453	48.5
PROPERTY CRIMES	44,359	46,688	+ 5.3	7,076	16.0	8,334	17.9
Burglary	10,641	9,121	- 14.3	940	8.8	1,008	11.1
Larceny-Theft	30,859	34,229	+ 10.9	5,539	17.9	6,736	19.7
Auto Theft	2,859	3,338	+ 16.8	597	20.9	590	17.7
TOTAL	46,392	48,951	+ 5.5	7,889	17.0	9,300	19.0

CRIME INDEX RATE PER 100,000 RESIDENT POPULATION, 1983 - 1987

<u>OFFENSES</u>	<u>1983</u>	<u>1984</u>	<u>1985</u>	<u>1986</u>	<u>1987</u>
MURDER & NN MANSLAUGHTER	5.7	3.1	4.4	5.6	4.4
RAPE	31.2	31.3	30.8	29.0	39.0
ROBBERY	154.9	136.8	118.1	125.6	116.1
AGGRAVATED ASSAULT	72.7	67.3	68.2	88.6	112.2
BURGLARY	1,261.1	1,158.5	1,107.6	1,302.9	1,095.5
LARCENY-THEFT	3,766.0	3,768.2	3,553.8	3,778.5	4,111.1
AUTO THEFT	491.9	384.5	298.6	350.1	400.9
TOTAL	5,783.4	5,549.5	5,181.6	5,680.4	5,879.3

NUMBER OF OFFENSES AND VALUE OF PROPERTY STOLEN AND RECOVERED
BY TYPES OF OFFENSES FOR OAHU, 1987

	PROPERTY STOLEN			PROPERTY RECOVERED		
	OFFENSES	TOTAL VALUE	AVE. VALUE	OFFENSES	TOTAL VALUE	AVE. VALUE
ROBBERY						
HIGHWAY	318	\$ 656,606	\$2,065	46	\$ 529,445	\$11,510
COMMERCIAL HOUSE	74	175,794	2,376	9	16,321	1,813
OIL STATION	17	984	58	3	61	20
CHAIN STORE	45	6,839	152	17	923	54
RESIDENCE	56	61,846	1,104	6	3,561	594
BANK	62	158,145	2,551	7	6,541	934
MISCELLANEOUS	359	281,508	784	46	75,233	1,636
UNSPECIFIED	36	22,538	626	4	53	13
TOTAL	967	\$ 1,364,259	\$1,411	138	\$ 632,138	\$ 4,581
BURGLARY						
RESIDENCE						
COMMITTED DURING NIGHT	2,115	\$ 2,459,557	\$1,163	151	\$ 467,212	\$ 3,094
COMMITTED DURING DAY	4,771	6,966,833	1,460	280	402,485	1,437
NON-RESIDENCE						
COMMITTED DURING NIGHT	872	1,108,947	1,272	46	112,377	2,443
COMMITTED DURING DAY	1,363	949,788	697	56	77,814	1,390
TOTAL	9,121	\$11,485,125	\$1,259	553	\$1,059,888	\$ 1,989
LARCENY-THEFT						
OVER \$200	12,495	\$14,599,679	\$1,168	1,377	\$1,459,679	\$ 1,060
\$50 - \$200	8,200	1,043,518	127	1,253	130,944	105
\$5 - \$50	8,558	251,952	29	2,760	53,756	19
UNDER \$5	4,976	66,625	13	1,313	3,648	3
TOTAL	34,229	\$15,961,774	\$ 466	6,703	\$1,648,027	\$ 246
POCKET-PICKING	314	\$ 113,514	\$ 362	29	\$ 2,633	\$ 91
PURSE-SNATCHING	306	183,517	600	49	12,781	261
SHOPLIFTING	5,701	504,632	89	4,241	176,613	42
THEFT FROM AUTO	7,979	3,776,093	473	418	120,045	287
AUTO ACCESORIES	6,765	1,985,296	293	202	34,649	172
BICYCLES	2,036	604,144	297	689	260,655	378
FROM BUILDINGS	5,394	4,219,279	782	582	365,552	628
FROM COIN-OPERATED MACHINES	450	42,332	94	10	411	41
ALL OTHERS	5,284	4,532,967	858	483	674,688	1,397
TOTAL	34,229	\$15,961,774	\$ 466	6,703	\$1,648,027	\$ 246

PROPERTY BY TYPE AND VALUE, 1987

<u>TYPE OF PROPERTY</u>	<u>STOLEN</u>	<u>RECOVERED</u>
CURRENCY, NOTES, ETC.	\$ 4,301,304	\$ 118,095
JEWELRY & PRECIOUS METALS	9,280,678	339,970
CLOTHING & FURS	1,106,363	108,066
LOCAL STOLEN MOTOR VEHICLES	10,759,290	8,750,803
OFFICE EQUIPMENT	409,900	40,138
TV, RADIO, CAMERA, ETC.	4,482,897	155,689
FIREARMS	136,298	18,211
HOUSEHOLD GOODS	176,762	10,818
CONSUMABLE GOODS	225,660	36,584
LIVESTOCK	33,315	2,050
MISCELLANEOUS	7,987,651	1,611,597
TOTAL	\$38,900,118	\$11,192,021

AUTO THEFT AND RECOVERY, 1987

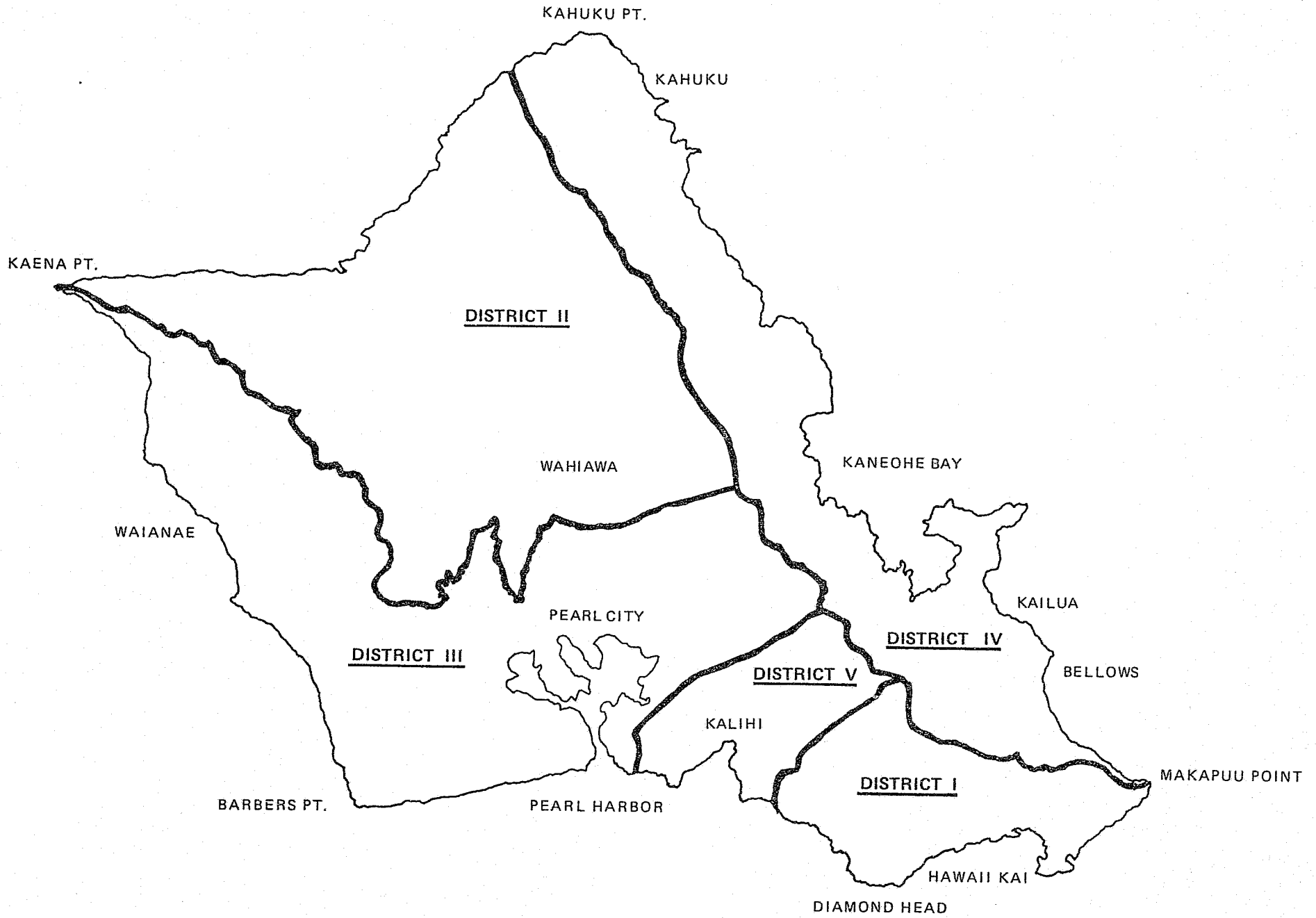
	<u>TOTAL</u>	<u>JAN</u>	<u>FEB</u>	<u>MAR</u>	<u>APR</u>	<u>MAY</u>	<u>JUN</u>	<u>JUL</u>	<u>AUG</u>	<u>SEP</u>	<u>OCT</u>	<u>NOV</u>	<u>DEC</u>
AUTOS REPORTED STOLEN	3,338	316	268	299	301	334	274	232	242	228	276	223	345
AUTOS RECOVERED	3,038	273	248	268	282	287	262	238	231	196	276	212	265
A. LOCALLY	3,028	273	248	267	282	287	262	237	227	196	274	210	265
B. OTHER JURISDICTION	10	0	0	1	0	0	0	1	4	0	2	2	0

LENGTH OF TIME BEFORE RECOVERY

ONE DAY	1,202
TWO TO THREE DAYS	419
FOUR TO SEVEN DAYS	298
EIGHT TO THIRTY DAYS	326
OVER THIRTY DAYS	210
NOT ASCERTAINED	583
TOTAL	3,038

CONDITION OF VEHICLES WHEN RECOVERED

DRIVEABLE	1,528
DRIVEABLE STRIP	86
DRIVEABLE WRECK	46
DRIVEABLE STRIP & WRECK	14
NOT DRIVEABLE	289
NOT DRIVEABLE STRIP	243
NOT DRIVEABLE WRECK	113
NOT DRIVEABLE STRIP & WRECK	135
UNKNOWN	584
TOTAL	3,038



OFFENSES KNOWN TO POLICE AND THEIR DISPOSITIONS (EXCLUDING TRAFFIC)
ALL DISTRICTS - OAHU, 1987

OFFENSES	OFFENSES REPORTED OR KNOWN	UNFOUNDED	ACTUAL OFFENSES	CLEARED BY ARREST OR OTHERWISE	ADULT OFFENSES CLEARED	JUVENILE OFFENSES CLEARED	PREV YR CASES CLEARED	TOTAL OFFENSES CLEARED	PERCENT OFFENSES CLEARED
MURDER & NN MANSLAUGHTER	38	1	37	23	22	1	7	30	81
MANSLAUGHTER (NEGLIGENT)	63	0	63	26	23	3	9	35	56
RAPE	340	15	325	155	137	18	23	178	55
ROBBERY	976	9	967	260	184	76	45	305	32
AGGRAVATED ASSAULT	937	3	934	408	370	38	45	453	49
BURGLARY	9,222	101	9,121	779	535	244	229	1,008	11
LARCENY-THEFT	34,580	351	34,229	6,278	4,041	2,237	458	6,736	20
AUTO THEFT	3,841	503	3,338	456	316	140	134	590	18
TOTAL PART I CLASSES	49,997	983	49,014	8,385	5,628	2,757	950	9,335	19
OTHER ASSAULTS	9,222	9	9,213	5,457	4,351	1,106	121	5,578	61
ARSON	406	2	404	45	28	17	3	48	12
FORGERY & COUNTERFEITING	702	4	698	218	209	9	70	289	41
FRAUD	2,141	38	2,103	1,057	1,034	23	332	1,389	66
EMBEZZLEMENT	185	1	184	37	36	1	23	60	33
STOLEN PROPERTY	170	0	170	105	72	33	22	127	75
VANDALISM	10,085	8	10,077	1,744	1,124	620	58	1,802	18
WEAPONS	605	2	603	362	307	55	59	421	70
PROSTITUTION	363	1	362	321	316	5	12	333	92
SEX OFFENSES	727	31	696	386	317	69	91	477	69
DRUG LAWS	3,277	14	3,263	1,658	1,396	262	280	1,938	59
GAMBLING	311	0	311	238	228	10	26	264	85
OFFENSES AGAINST FAMILY	3,656	147	3,509	2,940	2,931	9	62	3,002	86
DRIVING UNDER INFLUENCE	6,529	3	6,526	6,059	5,996	63	17	6,076	93
LIQUOR LAWS	1,533	0	1,533	1,386	1,208	178	10	1,396	91
DISORDERLY CONDUCT	897	0	897	813	760	53	1	814	91
ALL OTHER OFFENSES	38,332	54	38,278	29,327	17,217	12,110	372	29,699	78
TOTAL - PART II CLASSES	79,141	314	78,827	52,153	37,530	14,623	1,560	53,713	68
TOTAL BOTH CLASSES	129,138	1,297	127,841	60,538	43,158	17,380	2,510	63,048	49

OFFENSES KNOWN TO POLICE AND THEIR DISPOSITIONS (EXCLUDING TRAFFIC)
DISTRICT I, 1987

OFFENSES	OFFENSES REPORTED OR KNOWN	UNFOUNDED	ACTUAL OFFENSES	CLEARED BY ARREST OR OTHERWISE	ADULT OFFENSES CLEARED	JUVENILE OFFENSES CLEARED	PREV YR CASES CLEARED	TOTAL OFFENSES CLEARED	PERCENT OFFENSES CLEARED
MURDER & NN MANSLAUGHTER	14	1	13	9	9	0	1	10	77
MANSLAUGHTER (NEGLIGENT)	25	0	25	7	6	1	1	8	32
RAPE	131	1	130	56	53	3	5	61	47
ROBBERY	568	5	563	129	111	18	25	154	27
AGGRAVATED ASSAULT	391	3	388	168	155	13	17	185	48
BURGLARY	3,670	58	3,612	312	260	52	79	391	11
LARCENY-THEFT	17,018	174	16,844	3,295	2,381	914	191	3,486	21
AUTO THEFT	1,592	247	1,345	153	99	54	52	205	15
TOTAL PART I CLASSES	23,409	489	22,920	4,129	3,074	1,055	371	4,500	20
OTHER ASSAULTS	4,148	3	4,145	2,462	2,111	351	53	2,515	61
ARSON	137	0	137	10	8	2	0	10	7
FORGERY & COUNTERFEITING	381	0	381	137	134	3	42	179	47
FRAUD	1,317	19	1,298	676	661	15	145	821	63
EMBEZZLEMENT	96	1	95	23	22	1	9	32	34
STOLEN PROPERTY	85	0	85	58	48	10	6	64	75
VANDALISM	4,321	1	4,320	800	501	299	26	826	19
WEAPONS	324	0	324	197	173	24	25	222	69
PROSTITUTION	320	0	320	283	278	5	12	295	92
SEX OFFENSES	254	9	245	135	122	13	23	158	64
DRUG LAWS	2,113	9	2,104	1,145	1,056	89	168	1,313	62
GAMBLING	62	0	62	29	29	0	18	47	76
OFFENSES AGAINST FAMILY	909	39	870	753	751	2	15	768	88
DRIVING UNDER INFLUENCE	2,707	1	2,706	2,494	2,466	28	6	2,500	92
LIQUOR LAWS	1,106	0	1,106	1,016	901	115	7	1,023	92
DISORDERLY CONDUCT	481	0	481	431	414	17	1	432	90
ALL OTHER OFFENSES	18,652	20	18,632	14,798	11,439	3,359	135	14,933	80
TOTAL - PART II CLASSES	37,413	102	37,311	25,447	21,114	4,333	691	26,138	70
TOTAL BOTH CLASSES	60,822	591	60,231	29,576	24,188	5,388	1,062	30,638	51

OFFENSES KNOWN TO POLICE AND THEIR DISPOSITIONS (EXCLUDING TRAFFIC)
DISTRICT II, 1987

OFFENSES	OFFENSES REPORTED OR KNOWN	UNFOUNDED	ACTUAL OFFENSES	CLEARED BY ARREST OR OTHERWISE	ADULT OFFENSES CLEARED	JUVENILE OFFENSES CLEARED	PREV YR CASES CLEARED	TOTAL OFFENSES CLEARED	PERCENT OFFENSES CLEARED
MURDER & NN MANSLAUGHTER	4	0	4	2	2	0	0	2	50
MANSLAUGHTER (NEGLIGENT)	8	0	8	5	4	1	3	8	100
RAPE	48	2	46	20	15	5	3	23	50
ROBBERY	44	1	43	11	7	4	3	14	33
AGGRAVATED ASSAULT	70	0	70	28	27	1	0	28	40
BURGLARY	642	4	638	71	32	39	38	109	17
LARCENY-THEFT	2,172	16	2,156	302	168	134	42	344	16
AUTO THEFT	172	24	148	20	14	6	8	28	19
TOTAL PART I CLASSES	3,160	47	3,113	459	269	190	97	556	18
OTHER ASSAULTS	687	1	686	406	277	129	8	414	60
ARSON	21	1	20	1	0	1	0	1	5
FORGERY & COUNTERFEITING	59	1	58	17	16	1	4	21	36
FRAUD	97	1	96	15	15	0	12	27	28
EMBEZZLEMENT	5	0	5	2	2	0	1	3	60
STOLEN PROPERTY	10	0	10	6	2	4	6	12	120
VANDALISM	721	1	720	106	76	30	4	110	15
WEAPONS	32	0	32	17	13	4	0	17	53
PROSTITUTION	3	0	3	3	3	0	0	3	100
SEX OFFENSES	88	8	80	44	38	6	6	50	63
DRUG LAWS	255	0	255	82	57	25	23	105	41
GAMBLING	42	0	42	40	38	2	0	40	95
OFFENSES AGAINST FAMILY	450	15	435	360	358	2	6	366	84
DRIVING UNDER INFLUENCE	533	1	532	508	505	3	2	510	96
LIQUOR LAWS	77	0	77	71	61	10	0	71	92
DISORDERLY CONDUCT	78	0	78	68	61	7	0	68	87
ALL OTHER OFFENSES	2,636	0	2,636	1,898	918	980	32	1,930	73
TOTAL - PART II CLASSES	5,794	29	5,765	3,644	2,440	1,204	104	3,748	65
TOTAL BOTH CLASSES	8,954	76	8,878	4,103	2,709	1,394	201	4,304	48

OFFENSES KNOWN TO POLICE AND THEIR DISPOSITIONS (EXCLUDING TRAFFIC)
DISTRICT III, 1987

OFFENSES	OFFENSES REPORTED OR KNOWN	UNFOUNDED	ACTUAL OFFENSES	CLEARED BY ARREST OR OTHERWISE	ADULT OFFENSES CLEARED	JUVENILE OFFENSES CLEARED	PREV YR CASES CLEARED	TOTAL OFFENSES CLEARED	PERCENT OFFENSES CLEARED
MURDER & NN MANSLAUGHTER	8	0	8	4	4	0	3	7	88
MANSLAUGHTER (NEGLIGENT)	10	0	10	3	3	0	3	6	60
RAPE	62	4	58	28	24	4	9	37	64
ROBBERY	141	0	141	38	25	13	5	43	30
AGGRAVATED ASSAULT	205	0	205	80	68	12	11	91	44
BURGLARY	2,181	16	2,165	179	119	60	55	234	11
LARCENY-THEFT	5,925	36	5,889	1,209	647	562	52	1,261	21
AUTO THEFT	968	85	883	145	104	41	26	171	19
TOTAL PART I CLASSES	9,500	141	9,359	1,686	994	692	164	1,850	20
OTHER ASSAULTS	2,006	2	2,004	1,159	841	318	29	1,188	59
ARSON	163	0	163	26	14	12	2	28	17
FORGERY & COUNTERFEITING	99	1	98	26	23	3	7	33	34
FRAUD	228	4	224	89	86	3	19	108	48
EMBEZZLEMENT	68	0	68	2	2	0	5	7	10
STOLEN PROPERTY	29	0	29	20	13	7	4	24	83
VANDALISM	2,196	2	2,194	372	251	121	9	381	17
WEAPONS	90	1	89	50	39	11	8	58	65
PROSTITUTION	4	1	3	3	3	0	0	3	100
SEX OFFENSES	168	7	161	81	61	20	29	110	68
DRUG LAWS	383	2	381	166	109	57	38	204	54
GAMBLING	157	0	157	137	134	3	4	141	90
OFFENSES AGAINST FAMILY	1,152	45	1,107	912	911	1	28	940	85
DRIVING UNDER INFLUENCE	990	0	990	926	912	14	6	932	94
LIQUOR LAWS	59	0	59	41	35	6	1	42	71
DISORDERLY CONDUCT	145	0	145	135	122	13	0	135	93
ALL OTHER OFFENSES	7,892	12	7,880	5,920	2,190	3,730	75	5,995	76
TOTAL - PART II CLASSES	15,829	77	15,752	10,065	5,746	4,319	264	10,329	66
TOTAL BOTH CLASSES	25,329	218	25,111	11,751	6,740	5,011	428	12,179	49

OFFENSES KNOWN TO POLICE AND THEIR DISPOSITIONS (EXCLUDING TRAFFIC)
DISTRICT IV, 1987

OFFENSES	OFFENSES REPORTED OR KNOWN	UNFOUNDED	ACTUAL OFFENSES	CLEARED BY ARREST OR OTHERWISE	ADULT OFFENSES CLEARED	JUVENILE OFFENSES CLEARED	PREV YR CASES CLEARED	TOTAL OFFENSES CLEARED	PERCENT OFFENSES CLEARED
MURDER & NN MANSLAUGHTER	2	0	2	2	2	0	2	4	200
MANSLAUGHTER (NEGLIGENT)	9	0	9	6	5	1	0	6	67
RAPE	41	2	39	23	22	1	2	25	64
ROBBERY	58	0	58	27	21	6	5	32	55
AGGRAVATED ASSAULT	110	0	110	49	43	6	5	54	49
BURGLARY	1,635	16	1,619	126	62	64	28	154	10
LARCENY-THEFT	4,465	62	4,403	753	418	335	139	892	20
AUTO THEFT	295	29	266	51	34	17	4	55	21
TOTAL PART I CLASSES	6,615	109	6,506	1,037	607	430	185	1,222	19
OTHER ASSAULTS	1,078	2	1,076	659	518	141	12	671	62
ARSON	46	0	46	5	3	2	0	5	11
FORGERY & COUNTERFEITING	69	1	68	15	14	1	8	23	34
FRAUD	188	6	182	82	81	1	13	95	52
EMBEZZLEMENT	7	0	7	2	2	0	1	3	43
STOLEN PROPERTY	20	0	20	11	6	5	3	14	70
VANDALISM	1,202	1	1,201	195	132	63	9	204	17
WEAPONS	34	1	33	23	20	3	4	27	82
PROSTITUTION	1	0	1	0	0	0	0	0	0
SEX OFFENSES	121	5	116	64	47	17	23	87	75
DRUG LAWS	278	1	277	155	84	71	39	194	70
GAMBLING	17	0	17	17	14	3	0	17	100
OFFENSES AGAINST FAMILY	527	28	499	399	397	2	7	406	81
DRIVING UNDER INFLUENCE	713	1	712	665	654	11	1	666	94
LIQUOR LAWS	198	0	198	175	141	34	2	177	89
DISORDERLY CONDUCT	72	0	72	67	61	6	0	67	93
ALL OTHER OFFENSES	4,255	13	4,242	3,023	1,487	1,536	60	3,083	73
TOTAL - PART II CLASSES	8,826	59	8,767	5,557	3,661	1,896	182	5,739	65
TOTAL BOTH CLASSES	15,441	168	15,273	6,594	4,268	2,326	367	6,961	46

OFFENSES KNOWN TO POLICE AND THEIR DISPOSITIONS (EXCLUDING TRAFFIC)
DISTRICT V, 1987

OFFENSES	OFFENSES REPORTED OR KNOWN	UNFOUNDED	ACTUAL OFFENSES	CLEARED BY ARREST OR OTHERWISE	ADULT OFFENSES CLEARED	JUVENILE OFFENSES CLEARED	PREV YR CASES CLEARED	TOTAL OFFENSES CLEARED	PERCENT OFFENSES CLEARED
MURDER & NN MANSLAUGHTER	10	0	10	6	5	1	1	7	70
MANSLAUGHTER (NEGLIGENT)	11	0	11	5	5	0	2	7	64
RAPE	58	6	52	28	23	5	4	32	62
ROBBERY	165	3	162	55	20	35	7	62	38
AGGRAVATED ASSAULT	161	0	161	83	77	6	12	95	59
BURGLARY	1,094	7	1,087	91	62	29	29	120	11
LARCENY-THEFT	5,000	63	4,937	719	427	292	34	753	15
AUTO THEFT	814	118	696	87	65	22	44	131	19
TOTAL PART I CLASSES	7,313	197	7,116	1,074	684	390	133	1,207	17
OTHER ASSAULTS	1,303	1	1,302	771	604	167	19	790	61
ARSON	39	1	38	3	3	0	1	4	11
FORGERY & COUNTERFEITING	94	1	93	23	22	1	10	33	35
FRAUD	311	8	303	195	191	4	143	338	112
EMBEZZLEMENT	9	0	9	8	8	0	7	15	167
STOLEN PROPERTY	26	0	26	10	3	7	3	13	50
VANDALISM	1,645	3	1,642	271	164	107	10	281	17
WEAPONS	125	0	125	75	62	13	22	97	78
PROSTITUTION	35	0	35	32	32	0	0	32	91
SEX OFFENSES	96	2	94	62	49	13	10	72	77
DRUG LAWS	248	2	246	110	90	20	12	122	50
GAMBLING	33	0	33	15	13	2	4	19	58
OFFENSES AGAINST FAMILY	618	20	598	516	514	2	6	522	87
DRIVING UNDER INFLUENCE	1,586	0	1,586	1,466	1,459	7	2	1,468	93
LIQUOR LAWS	93	0	93	83	70	13	0	83	89
DISORDERLY CONDUCT	121	0	121	112	102	10	0	112	93
ALL OTHER OFFENSES	4,897	9	4,888	3,688	1,183	2,505	70	3,758	77
TOTAL - PART II CLASSES	11,279	47	11,232	7,440	4,569	2,871	319	7,759	69
TOTAL BOTH CLASSES	18,592	244	18,348	8,514	5,253	3,261	452	8,966	49

DISTRIBUTION OF ACTUAL OFFENSES BY MONTH (EXCLUDING TRAFFIC)
 TOTAL ALL DISTRICTS - OAHU, 1987

OFFENSES	TOTAL	JAN	FEB	MAR	APR	MAY	JUN	JUL	AUG	SEP	OCT	NOV	DEC
MURDER & NN MANSLAUGHTER	37	3	2	4	3	2	6	2	2	4	6	2	1
MANSLAUGHTER (NEGLIGENT)	63	10	4	3	1	10	2	7	6	2	7	5	6
RAPE	325	22	16	27	26	24	39	38	23	39	25	21	25
ROBBERY	967	87	85	89	61	84	87	64	69	71	85	81	104
AGGRAVATED ASSAULT	934	73	66	89	71	78	88	88	91	59	84	74	73
BURGLARY	9,121	828	857	860	694	718	698	719	715	745	722	746	819
LARCENY-THEFT	34,229	2,758	2,656	2,910	2,540	2,831	3,008	3,162	3,283	2,630	2,895	2,611	2,945
AUTO THEFT	3,338	316	268	299	301	334	274	232	242	228	276	223	345
TOTAL PART I CLASSES	49,014	4,097	3,954	4,281	3,697	4,081	4,202	4,312	4,431	3,778	4,100	3,763	4,318
OTHER ASSAULTS	9,213	711	660	756	834	796	721	833	784	731	866	777	744
ARSON	404	46	35	34	38	45	36	44	23	28	26	24	25
FORGERY & COUNTERFEITING	698	44	53	54	69	56	53	59	97	59	51	50	53
FRAUD	2,103	215	155	158	169	169	159	180	186	196	166	160	190
EMBEZZLEMENT	184	39	10	10	16	20	5	18	14	6	20	20	6
STOLEN PROPERTY	170	15	17	16	12	22	16	9	14	9	15	10	15
VANDALISM	10,077	853	775	978	793	800	885	915	926	773	790	766	823
WEAPONS	603	54	37	62	53	29	51	51	50	63	57	43	53
PROSTITUTION	362	35	37	35	33	15	30	30	18	16	39	31	43
SEX OFFENSES	696	86	53	60	53	58	56	43	49	66	54	59	59
DRUG LAWS	3,263	284	197	285	313	326	272	308	271	253	278	261	215
GAMBLING	311	18	40	49	26	41	25	20	5	14	31	19	23
OFFENSES AGAINST FAMILY	3,509	309	269	265	327	256	260	269	273	272	314	361	334
DRIVING UNDER INFLUENCE	6,526	558	594	595	672	724	575	582	423	437	371	424	571
LIQUOR LAWS	1,533	115	100	140	212	170	117	141	143	87	84	123	101
DISORDERLY CONDUCT	897	61	61	92	71	71	59	77	75	74	76	81	99
ALL OTHER OFFENSES	38,278	3,422	3,075	3,312	3,498	3,474	2,663	2,883	2,723	3,542	3,483	3,186	3,017
TOTAL PART II CLASSES	78,827	6,865	6,168	6,901	7,189	7,072	5,983	6,462	6,074	6,626	6,721	6,395	6,371
TOTAL BOTH CLASSES	127,841	10,962	10,122	11,182	10,886	11,153	10,185	10,774	10,505	10,404	10,821	10,158	10,689

DISTRIBUTION OF ACTUAL OFFENSES BY MONTH (EXCLUDING TRAFFIC)
DISTRICT I, 1987

<u>OFFENSES</u>	<u>TOTAL</u>	<u>JAN</u>	<u>FEB</u>	<u>MAR</u>	<u>APR</u>	<u>MAY</u>	<u>JUN</u>	<u>JUL</u>	<u>AUG</u>	<u>SEP</u>	<u>OCT</u>	<u>NOV</u>	<u>DEC</u>
MURDER & NN MANSLAUGHTER	13	1	1	1	1	0	3	0	0	2	2	1	1
MANSLAUGHTER (NEGLIGENT)	25	4	1	2	0	6	0	3	0	2	0	3	4
RAPE	130	6	5	6	10	15	15	17	13	17	12	3	11
ROBBERY	563	40	55	47	38	42	46	32	44	46	50	55	68
AGGRAVATED ASSAULT	388	28	32	41	33	36	33	31	42	23	35	26	28
BURGLARY	3,612	318	338	313	236	257	286	271	304	277	320	317	375
LARCENY-THEFT	16,844	1,294	1,370	1,426	1,339	1,436	1,466	1,568	1,650	1,276	1,412	1,214	1,393
AUTO THEFT	1,345	113	120	122	114	125	122	94	106	89	99	88	153
TOTAL PART I CLASSES	22,920	1,804	1,922	1,958	1,771	1,917	1,971	2,016	2,159	1,732	1,930	1,707	2,033
OTHER ASSAULTS	4,145	341	294	324	352	331	331	367	386	337	391	340	351
ARSON	137	12	10	9	19	13	10	17	9	9	7	14	8
FORGERY & COUNTERFEITING	381	21	38	26	38	36	34	31	41	31	29	33	23
FRAUD	1,298	122	101	104	101	114	109	121	114	114	98	88	112
EMBEZZLEMENT	95	27	4	4	8	11	4	12	9	2	6	7	1
STOLEN PROPERTY	85	3	9	6	3	15	12	5	7	2	11	4	8
VANDALISM	4,320	386	331	455	333	326	348	396	409	308	333	346	349
WEAPONS	324	18	24	35	36	18	26	36	32	25	27	23	24
PROSTITUTION	320	31	33	33	27	13	24	26	17	14	30	31	41
SEX OFFENSES	245	32	18	19	20	14	17	11	18	23	28	21	24
DRUG LAWS	2,104	194	137	202	232	237	161	161	153	160	158	160	149
GAMBLING	62	3	2	8	3	6	7	3	1	3	7	7	12
OFFENSES AGAINST FAMILY	870	70	69	60	81	58	81	77	73	68	69	89	75
DRIVING UNDER INFLUENCE	2,706	251	250	238	271	282	215	219	164	206	160	177	273
LIQUOR LAWS	1,106	84	70	73	151	131	105	101	103	57	64	93	74
DISORDERLY CONDUCT	481	30	32	47	38	32	30	44	33	51	38	46	60
ALL OTHER OFFENSES	18,632	1,565	1,350	1,596	1,599	1,568	1,446	1,602	1,523	1,715	1,670	1,522	1,476
TOTAL PART II CLASSES	37,311	3,190	2,772	3,239	3,312	3,205	2,960	3,229	3,092	3,125	3,126	3,001	3,060
TOTAL BOTH CLASSES	60,231	4,994	4,694	5,197	5,083	5,122	4,931	5,245	5,251	4,857	5,056	4,708	5,093

DISTRIBUTION OF ACTUAL OFFENSES BY MONTH (EXCLUDING TRAFFIC)
DISTRICT II, 1987

OFFENSES	TOTAL	JAN	FEB	MAR	APR	MAY	JUN	JUL	AUG	SEP	OCT	NOV	DEC
MURDER & NN MANSLAUGHTER	4	0	0	2	2	0	0	0	0	0	0	0	0
MANSLAUGHTER (NEGLIGENT)	8	0	1	0	0	1	0	1	1	0	4	0	0
RAPE	46	3	3	6	3	0	7	9	3	5	3	2	2
ROBBERY	43	6	2	4	1	2	2	5	5	7	5	2	2
AGGRAVATED ASSAULT	70	6	2	10	8	1	11	7	12	3	7	2	1
BURGLARY	638	52	53	64	46	41	58	53	64	51	46	53	57
LARCENY-THEFT	2,156	156	128	138	132	164	191	197	217	207	172	220	234
AUTO THEFT	148	12	8	15	12	16	9	11	8	9	8	17	23
TOTAL PART I CLASSES	3,113	235	197	239	204	225	278	283	310	282	245	296	319
OTHER ASSAULTS	686	47	62	64	65	67	55	43	40	59	66	68	50
ARSON	20	3	1	2	2	4	3	1	2	0	0	0	2
FORGERY & COUNTERFEITING	58	6	2	4	5	4	1	3	16	7	2	4	4
FRAUD	96	17	6	2	6	5	9	6	12	5	6	11	11
EMBEZZLEMENT	5	1	0	0	0	1	0	1	0	0	0	1	1
STOLEN PROPERTY	10	0	1	1	2	1	1	0	2	1	0	0	1
VANDALISM	720	42	51	54	72	87	69	67	60	61	45	51	61
WEAPONS	32	4	4	3	4	1	0	6	0	2	8	0	0
PROSTITUTION	3	0	1	1	0	0	0	1	0	0	0	0	0
SEX OFFENSES	80	12	6	11	5	10	10	3	7	5	3	3	5
DRUG LAWS	255	13	16	18	12	17	26	43	36	22	30	13	9
GAMBLING	42	1	3	3	0	3	10	11	0	3	7	0	1
OFFENSES AGAINST FAMILY	435	41	33	33	41	43	24	28	38	40	35	48	31
DRIVING UNDER INFLUENCE	532	47	52	58	52	62	37	29	32	47	18	49	49
LIQUOR LAWS	77	6	1	3	28	6	1	7	1	2	10	7	5
DISORDERLY CONDUCT	78	8	4	12	4	8	5	8	4	2	7	9	7
ALL OTHER OFFENSES	2,636	223	221	217	259	231	196	181	183	211	253	235	226
TOTAL PART II CLASSES	5,765	471	464	486	557	550	447	438	433	467	490	499	463
TOTAL BOTH CLASSES	8,877	706	661	725	761	775	725	721	743	749	735	795	782

DISTRIBUTION OF ACTUAL OFFENSES BY MONTH (EXCLUDING TRAFFIC)
DISTRICT III, 1987

<u>OFFENSES</u>	<u>TOTAL</u>	<u>JAN</u>	<u>FEB</u>	<u>MAR</u>	<u>APR</u>	<u>MAY</u>	<u>JUN</u>	<u>JUL</u>	<u>AUG</u>	<u>SEP</u>	<u>OCT</u>	<u>NOV</u>	<u>DEC</u>
MURDER & NN MANSLAUGHTER	8	1	0	1	0	1	1	0	1	1	2	0	0
MANSLAUGHTER (NEGLIGENT)	10	1	1	1	0	0	1	1	2	0	1	0	2
RAPE	58	5	2	7	4	3	8	6	2	6	4	8	3
ROBBERY	141	21	13	21	9	16	13	8	5	4	9	8	14
AGGRAVATED ASSAULT	205	14	11	22	15	16	18	26	16	19	19	14	15
BURGLARY	2,165	178	213	227	201	196	142	155	137	238	155	163	160
LARCENY-THEFT	5,889	569	475	505	427	488	512	508	532	412	506	461	494
AUTO THEFT	883	111	80	85	92	90	53	54	49	59	74	53	83
TOTAL PART I CLASSES	9,359	900	795	869	748	810	748	758	744	739	770	707	771
OTHER ASSAULTS	2,004	148	123	179	192	166	161	190	154	158	193	183	157
ARSON	163	16	14	17	8	24	15	18	8	13	13	8	9
FORGERY & COUNTERFEITING	98	4	7	10	6	7	8	9	17	12	9	3	6
FRAUD	224	20	16	11	18	16	10	17	22	29	31	20	14
EMBEZZLEMENT	68	8	5	4	8	7	0	3	4	4	11	10	4
STOLEN PROPERTY	29	1	7	6	1	0	2	3	0	4	2	2	1
VANDALISM	2,194	162	199	202	172	157	185	192	204	190	196	161	174
WEAPONS	89	17	5	13	8	5	8	3	5	5	10	3	7
PROSTITUTION	3	0	0	0	0	0	3	0	0	0	0	0	0
SEX OFFENSES	161	19	11	10	10	20	12	9	8	20	8	20	14
DRUG LAWS	381	26	10	32	25	22	43	57	42	32	42	36	14
GAMBLING	157	14	20	36	20	29	7	3	3	6	12	3	4
OFFENSES AGAINST FAMILY	1,107	100	89	81	94	86	91	73	80	81	93	118	121
DRIVING UNDER INFLUENCE	990	73	77	73	121	139	87	99	81	57	38	58	87
LIQUOR LAWS	59	4	4	7	3	2	3	7	14	5	1	5	4
DISORDERLY CONDUCT	145	7	9	14	13	14	8	7	20	11	18	10	14
ALL OTHER OFFENSES	7,880	795	711	722	741	772	475	461	415	805	750	676	557
TOTAL PART II CLASSES	15,752	1,414	1,307	1,417	1,440	1,466	1,118	1,151	1,077	1,432	1,427	1,316	1,187
TOTAL BOTH CLASSES	25,111	2,314	2,102	2,286	2,188	2,276	1,866	1,909	1,821	2,171	2,197	2,023	1,958

DISTRIBUTION OF ACTUAL OFFENSES BY MONTH (EXCLUDING TRAFFIC)
DISTRICT IV, 1987

<u>OFFENSES</u>	<u>TOTAL</u>	<u>JAN</u>	<u>FEB</u>	<u>MAR</u>	<u>APR</u>	<u>MAY</u>	<u>JUN</u>	<u>JUL</u>	<u>AUG</u>	<u>SEP</u>	<u>OCT</u>	<u>NOV</u>	<u>DEC</u>
MURDER & NN MANSLAUGHTER	2	0	0	0	0	0	0	1	0	0	0	1	0
MANSLAUGHTER (NEGLIGENT)	9	2	0	0	1	2	0	0	2	0	1	1	0
RAPE	39	4	2	2	6	2	6	2	2	4	3	3	3
ROBBERY	58	5	4	3	2	11	6	2	4	3	7	5	6
AGGRAVATED ASSAULT	110	14	6	6	7	9	15	11	10	5	7	15	5
BURGLARY	1,619	178	167	140	111	146	125	135	130	111	125	120	131
LARCENY-THEFT	4,403	295	289	375	272	335	408	446	456	342	393	377	415
AUTO THEFT	266	14	16	16	16	30	22	26	28	22	29	21	26
TOTAL PART I CLASSES	6,506	512	484	542	415	535	582	623	632	487	565	543	586
OTHER ASSAULTS	1,076	79	79	93	98	101	75	109	89	75	106	91	81
ARSON	46	7	7	4	6	2	4	4	2	2	4	0	4
FORGERY & COUNTERFEITING	68	9	3	7	10	4	2	4	5	7	4	7	6
FRAUD	182	17	7	8	13	18	14	15	9	13	16	21	31
EMBEZZLEMENT	7	2	0	1	0	1	0	2	0	0	1	0	0
STOLEN PROPERTY	20	8	0	0	2	0	1	1	2	1	2	3	0
VANDALISM	1,201	73	71	112	101	113	141	130	120	73	79	90	98
WEAPONS	33	4	1	2	3	0	2	1	2	8	3	4	3
PROSTITUTION	1	1	0	0	0	0	0	0	0	0	0	0	0
SEX OFFENSES	116	10	10	11	10	9	7	14	6	11	8	10	10
DRUG LAWS	277	27	22	17	29	32	18	36	21	18	19	21	17
GAMBLING	17	0	12	0	1	1	0	1	0	0	0	1	1
OFFENSES AGAINST FAMILY	499	46	36	47	46	36	20	46	41	35	60	49	37
DRIVING UNDER INFLUENCE	712	59	68	80	74	85	70	65	52	39	24	31	65
LIQUOR LAWS	198	12	14	51	25	24	2	17	11	10	4	14	14
DISORDERLY CONDUCT	72	10	3	6	5	8	4	8	7	2	5	8	6
ALL OTHER OFFENSES	4,242	397	353	323	366	374	259	339	273	352	394	392	420
TOTAL PART II CLASSES	8,767	761	686	762	789	808	619	792	640	646	729	742	793
TOTAL BOTH CLASSES	15,273	1,273	1,170	1,304	1,204	1,343	1,201	1,415	1,272	1,133	1,294	1,285	1,379

DISTRIBUTION OF ACTUAL OFFENSES BY MONTH (EXCLUDING TRAFFIC)
DISTRICT V, 1987

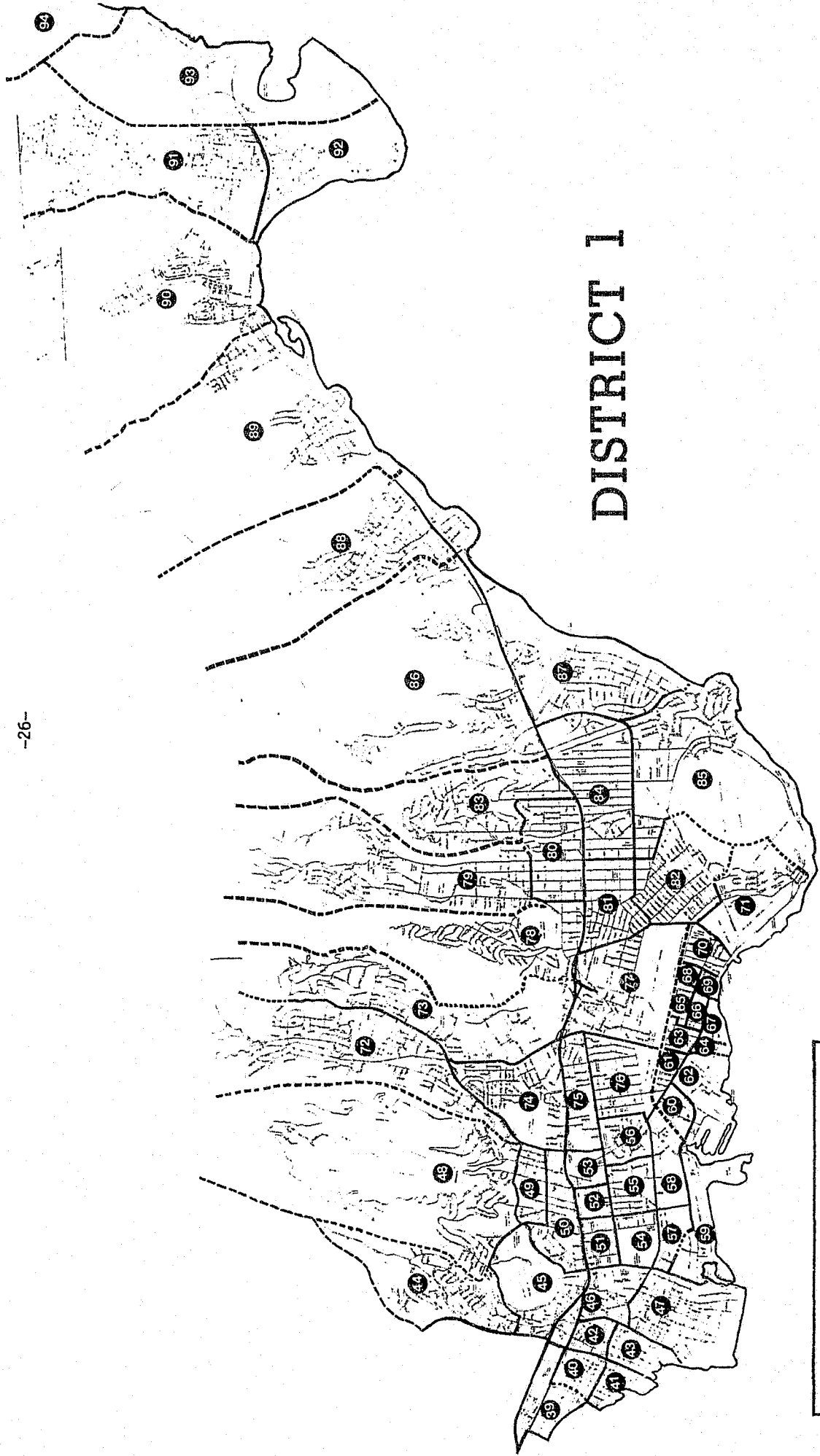
<u>OFFENSES</u>	<u>TOTAL</u>	<u>JAN</u>	<u>FEB</u>	<u>MAR</u>	<u>APR</u>	<u>MAY</u>	<u>JUN</u>	<u>JUL</u>	<u>AUG</u>	<u>SEP</u>	<u>OCT</u>	<u>NOV</u>	<u>DEC</u>
MURDER & NN MANSLAUGHTER	10	1	1	0	0	1	2	1	1	1	2	0	0
MANSLAUGHTER (NEGLIGENT)	11	3	1	0	0	1	1	2	1	0	1	1	0
RAPE	52	4	4	6	3	4	3	4	3	7	3	5	6
ROBBERY	162	15	11	14	11	13	20	17	11	11	14	11	14
AGGRAVATED ASSAULT	161	11	15	10	8	16	11	13	11	9	16	17	24
BURGLARY	1,087	102	86	116	100	78	87	105	80	68	76	93	96
LARCENY-THEFT	4,937	444	394	466	370	408	431	443	428	393	412	339	409
AUTO THEFT	696	66	44	61	67	73	68	47	51	49	66	44	60
TOTAL PART I CLASSES	7,116	646	556	673	559	594	623	632	586	538	590	510	609
OTHER ASSAULTS	1,302	96	102	96	127	131	99	124	115	102	110	95	105
ARSON	38	8	3	2	3	2	4	4	2	4	2	2	2
FORGERY & COUNTERFEITING	93	4	3	7	10	5	8	12	18	2	7	3	14
FRAUD	303	39	25	33	31	16	17	21	29	35	15	20	22
EMBEZZLEMENT	9	1	1	1	0	0	1	0	1	0	2	2	0
STOLEN PROPERTY	26	3	0	3	4	6	0	0	3	1	0	1	5
VANDALISM	1,642	190	123	155	115	117	142	130	133	141	137	118	141
WEAPONS	125	11	3	9	2	5	15	5	11	23	9	13	19
PROSTITUTION	35	3	3	1	6	2	3	3	1	2	9	0	2
SEX OFFENSES	94	13	8	9	8	5	10	6	10	7	7	5	6
DRUG LAWS	246	24	12	16	15	18	24	11	19	21	29	31	26
GAMBLING	33	0	3	2	2	2	1	2	1	2	5	8	5
OFFENSES AGAINST FAMILY	598	52	42	44	65	33	44	45	41	48	57	57	70
DRIVING UNDER INFLUENCE	1,586	128	147	146	154	156	166	170	94	88	131	109	97
LIQUOR LAWS	93	9	11	6	5	7	6	9	14	13	5	4	4
DISORDERLY CONDUCT	121	6	13	13	11	9	12	10	11	8	8	8	12
ALL OTHER OFFENSES	4,888	442	440	454	533	529	287	300	329	459	416	361	338
TOTAL PART II CLASSES	11,232	1,029	939	997	1,091	1,043	839	852	832	956	949	837	868
TOTAL BOTH CLASSES	18,348	1,675	1,495	1,670	1,650	1,637	1,462	1,484	1,418	1,494	1,539	1,347	1,477

REPORTED OFFENSES BY WATCH
TOTAL ALL DISTRICT - OAHU, 1987

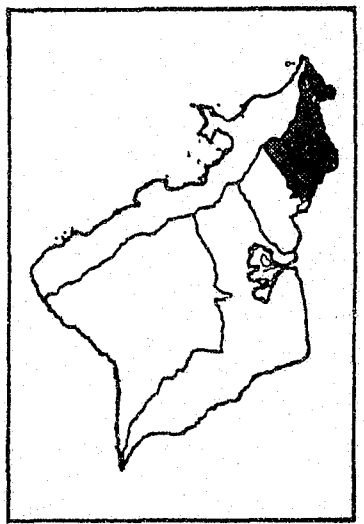
OFFENSES	TOTAL CASES	FIRST WATCH				SECOND WATCH				THIRD WATCH			
		2300 0059	0100 0259	0300 0459	0500 0659	0700 0859	0900 1059	1100 1259	1300 1459	1500 1659	1700 1859	1900 2059	2100 2259
MURDER & NN MANSLAUGHTER	38	2	3	2	3	3	5	4	0	6	2	1	7
MANSLAUGHTER (NEGLIGENT)	63	5	19	3	3	9	4	1	1	5	2	3	8
FORCIBLE RAPE	340	98	42	49	13	8	14	9	16	13	23	21	34
ROBBERY	976	118	107	66	32	34	50	68	103	75	82	115	126
AGGRAVATED ASSAULT	937	137	110	76	34	26	40	52	47	64	88	135	128
BURGLARY	9,222	967	379	258	608	1,270	939	784	649	962	1,177	663	566
LARCENY-THEFT	34,580	3,876	1,223	627	751	2,202	2,671	3,681	4,076	4,600	4,552	3,364	2,957
AUTO THEFT	3,841	613	184	102	112	216	192	256	253	325	538	516	534
TOTAL - PART I	49,997	5,816	2,067	1,183	1,556	3,768	3,915	4,855	5,145	6,050	6,464	4,818	4,360
OTHER ASSAULTS	9,222	1,149	1,044	553	214	507	556	724	823	780	866	910	1,096
ARSON	406	52	57	36	19	17	13	27	38	22	41	45	39
FORGERY	702	305	5	0	1	49	143	44	57	33	24	25	16
FRAUD	2,141	845	53	30	19	84	332	177	145	143	120	106	87
EMBEZZLEMENT	185	80	1	0	0	12	70	3	9	5	1	2	2
STOLEN PROPERTY	170	23	14	7	5	13	13	18	16	20	19	11	11
VANDALISMS	10,085	1,529	571	313	286	678	549	606	715	1,091	1,378	1,125	1,244
WEAPONS OFFENSES	605	94	75	34	22	41	42	47	49	47	44	46	64
PROSTITUTION	363	122	23	7	7	0	3	9	4	6	4	35	143
SEX OFFENSES	727	263	29	18	25	44	56	58	61	66	36	39	32
NARCOTIC DRUG LAWS	3,277	358	180	75	49	119	258	480	297	271	293	412	485
GAMBLING	311	43	13	2	0	9	13	59	72	33	26	25	16
FAMILY OFFENSES	3,656	354	133	84	85	262	457	357	399	422	359	396	348
DRIVING UNDER INFLUENCE	6,529	1,928	2,033	942	97	41	11	27	36	72	144	334	864
LIQUOR LAWS	1,533	344	119	23	5	21	31	54	100	92	78	214	452
DISORDERLY	897	186	129	97	17	28	39	40	43	52	75	90	101
ALL OTHER OFFENSES	27,151	2,643	1,245	772	549	1,527	8,919	1,818	1,949	2,117	2,048	1,790	1,774
DELINQUENT CHILD/MINOR	11,181	531	236	93	343	2,336	2,503	2,277	830	509	540	466	517
TOTAL - PART II	79,141	10,849	5,960	3,086	1,743	5,788	14,008	6,825	5,643	5,781	6,096	6,071	7,291
MISCELLANEOUS REPORTS	59,608	6,712	4,139	3,215	3,359	5,417	5,656	4,857	4,453	5,222	5,862	5,555	5,151
MAJOR ACCIDENTS	19,265	1,225	865	616	984	1,898	1,601	2,022	2,256	2,769	2,377	1,429	1,223
MINOR ACCIDENTS	9,921	457	229	126	413	1,117	1,008	1,268	1,293	1,603	1,241	635	531
NON-TRAFFIC ACCIDENTS	7,331	338	182	85	144	544	873	1,177	1,107	1,076	807	568	430
PART IV NON-TRAFFIC	146,759	19,035	11,387	6,111	5,840	10,112	11,100	10,878	11,498	12,453	13,973	15,323	19,049
GRAND TOTAL	372,022	44,432	24,829	14,422	14,049	28,644	38,161	31,882	31,395	34,954	36,820	34,399	38,035
AUTO RECOVERY	3,395	306	189	133	115	402	417	356	314	357	344	243	219

REPORTED OFFENSES BY DAY OF THE WEEK
TOTAL ALL DISTRICTS - OAHU, 1987

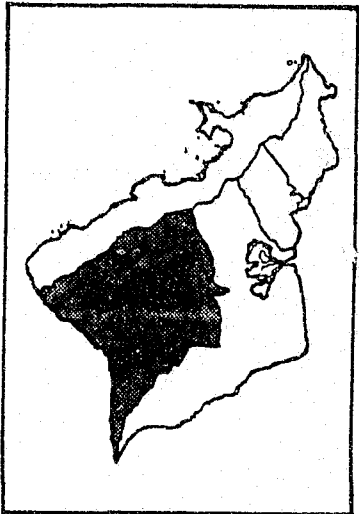
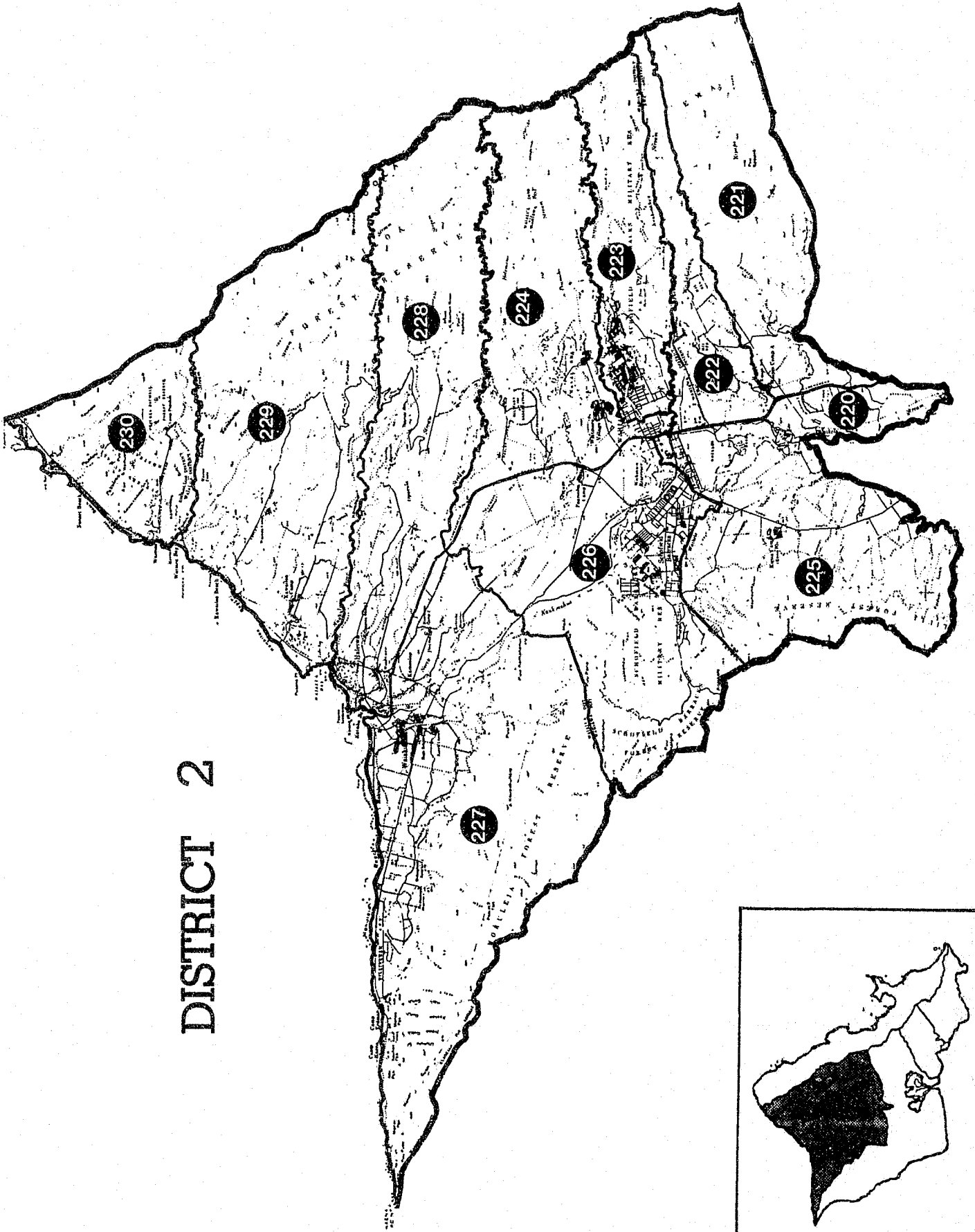
<u>OFFENSES</u>	<u>TOTAL</u>	<u>SUN</u>	<u>MON</u>	<u>TUE</u>	<u>WED</u>	<u>THU</u>	<u>FRI</u>	<u>SAT</u>
MURDER & NN MANSLAUGHTER	38	8	3	6	2	3	10	6
MANSLAUGHTER (NEGLIGENT)	63	18	6	5	8	4	14	8
FORCIBLE RAPE	340	48	48	41	43	46	44	70
ROBBERY	976	132	141	132	140	141	144	146
AGGRAVATED ASSAULT	937	175	118	112	115	117	114	186
BURGLARY	9,222	975	1,303	1,361	1,319	1,317	1,744	1,203
LARCENY-THEFT	34,580	4,506	4,888	4,808	4,848	4,783	5,505	5,242
AUTO THEFT	3,841	509	513	528	516	528	640	607
TOTAL - PART I	49,997	6,371	7,020	6,993	6,991	6,939	8,215	7,468
OTHER ASSAULTS	9,222	1,364	1,165	1,144	1,233	1,317	1,415	1,584
ARSON	406	65	65	56	42	64	59	55
FORGERY	702	55	134	99	112	116	112	74
FRAUD	2,141	221	330	333	314	298	377	268
EMBEZZLEMENT	185	17	33	20	32	30	32	21
STOLEN PROPERTY	170	18	26	37	15	30	24	20
VANDALISMS	10,085	1,354	1,392	1,261	1,373	1,274	1,755	1,676
WEAPONS OFFENSES	605	71	77	72	92	114	101	78
PROSTITUTION	363	8	55	65	74	73	59	29
SEX OFFENSES	727	87	111	108	112	116	98	95
DRUG LAWS	3,277	258	338	564	585	618	538	376
GAMBLING	311	92	20	14	23	15	67	80
FAMILY OFFENSES	3,656	435	534	569	575	572	538	433
DRIVING UNDER INFLUENCE	6,529	854	492	692	985	1,076	1,166	1,264
LIQUOR LAWS	1,533	129	109	213	219	246	344	273
DISORDERLY	897	148	101	88	109	113	144	194
ALL OTHER OFFENSES	27,151	2,537	4,163	4,067	4,410	4,366	4,736	2,872
DELINQUENT CHILD/MINOR	11,181	596	1,792	2,046	1,866	1,930	2,263	688
TOTAL - PART II	79,141	8,309	10,937	11,448	12,171	12,368	13,828	10,080
MISCELLANEOUS REPORTS	59,608	8,722	8,237	8,023	8,360	8,587	8,626	9,053
MAJOR ACCIDENTS	19,265	2,215	2,510	2,671	2,657	2,660	3,377	3,175
MINOR ACCIDENTS	9,921	1,066	1,436	1,444	1,392	1,352	1,826	1,405
NON-TRAFFIC ACCIDENTS	7,331	830	1,047	1,045	1,069	1,034	1,203	1,103
PART IV NON-TRAFFIC	146,759	21,729	19,308	19,343	19,467	20,305	22,173	24,434
GRAND TOTAL	372,022	49,242	50,495	50,967	52,107	53,245	59,248	56,718
AUTO RECOVERY	3,395	470	542	484	484	502	453	460



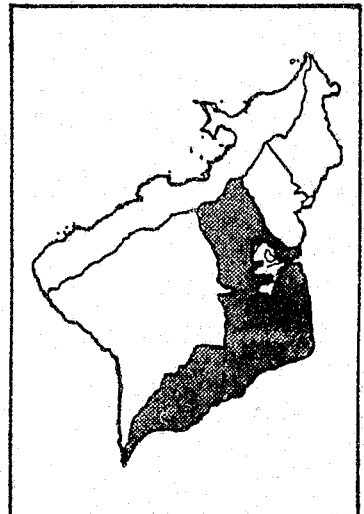
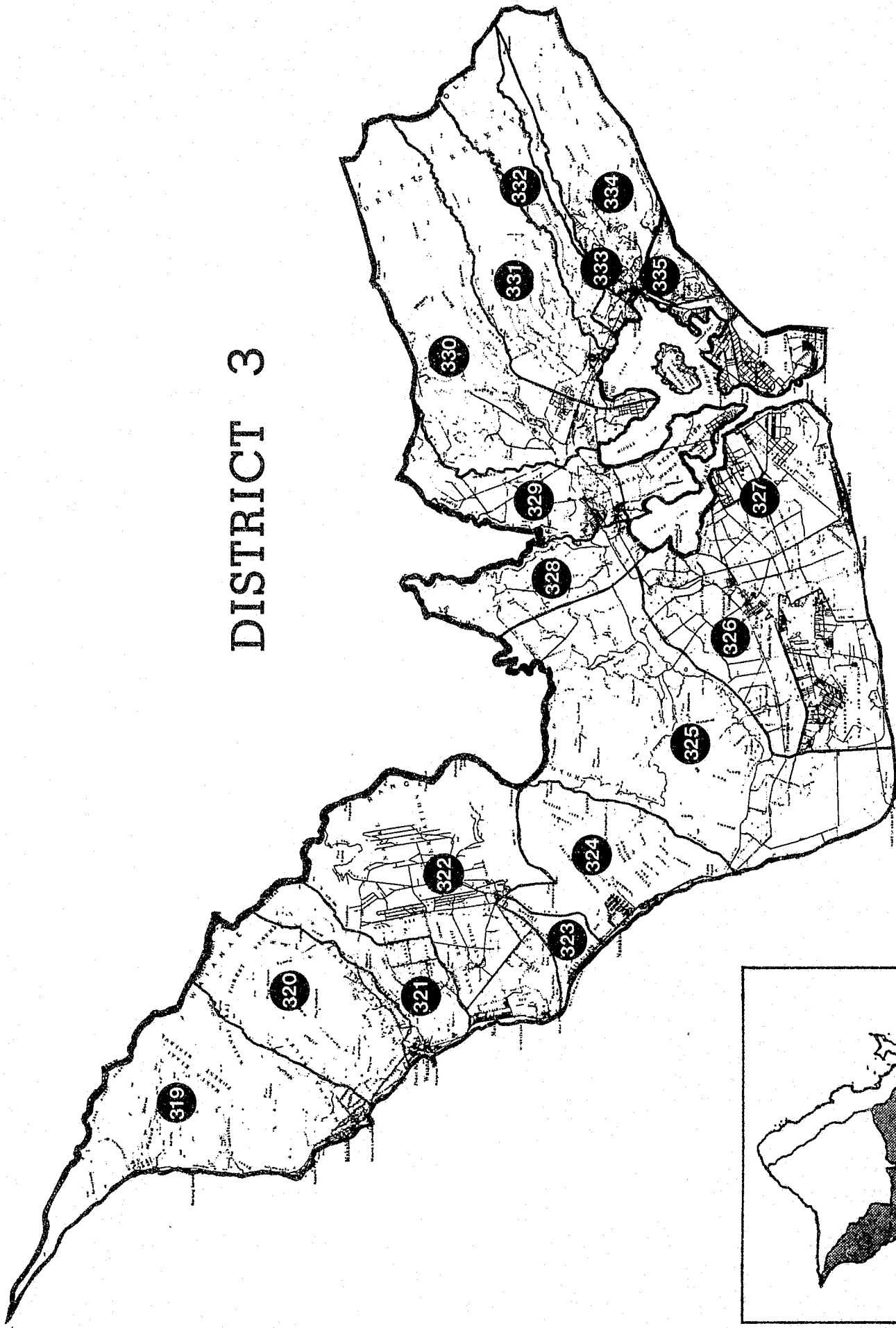
DISTRICT 1



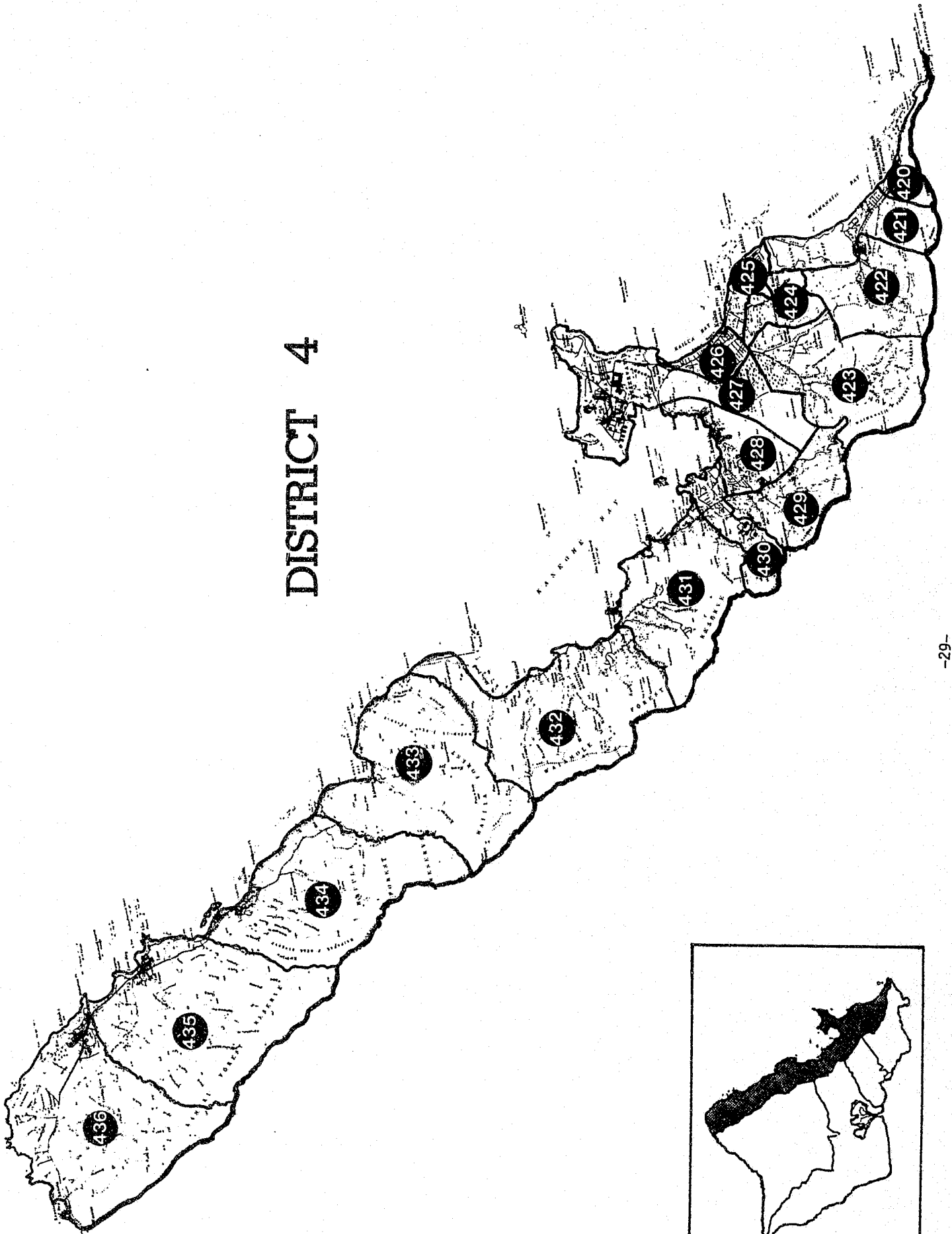
DISTRICT 2

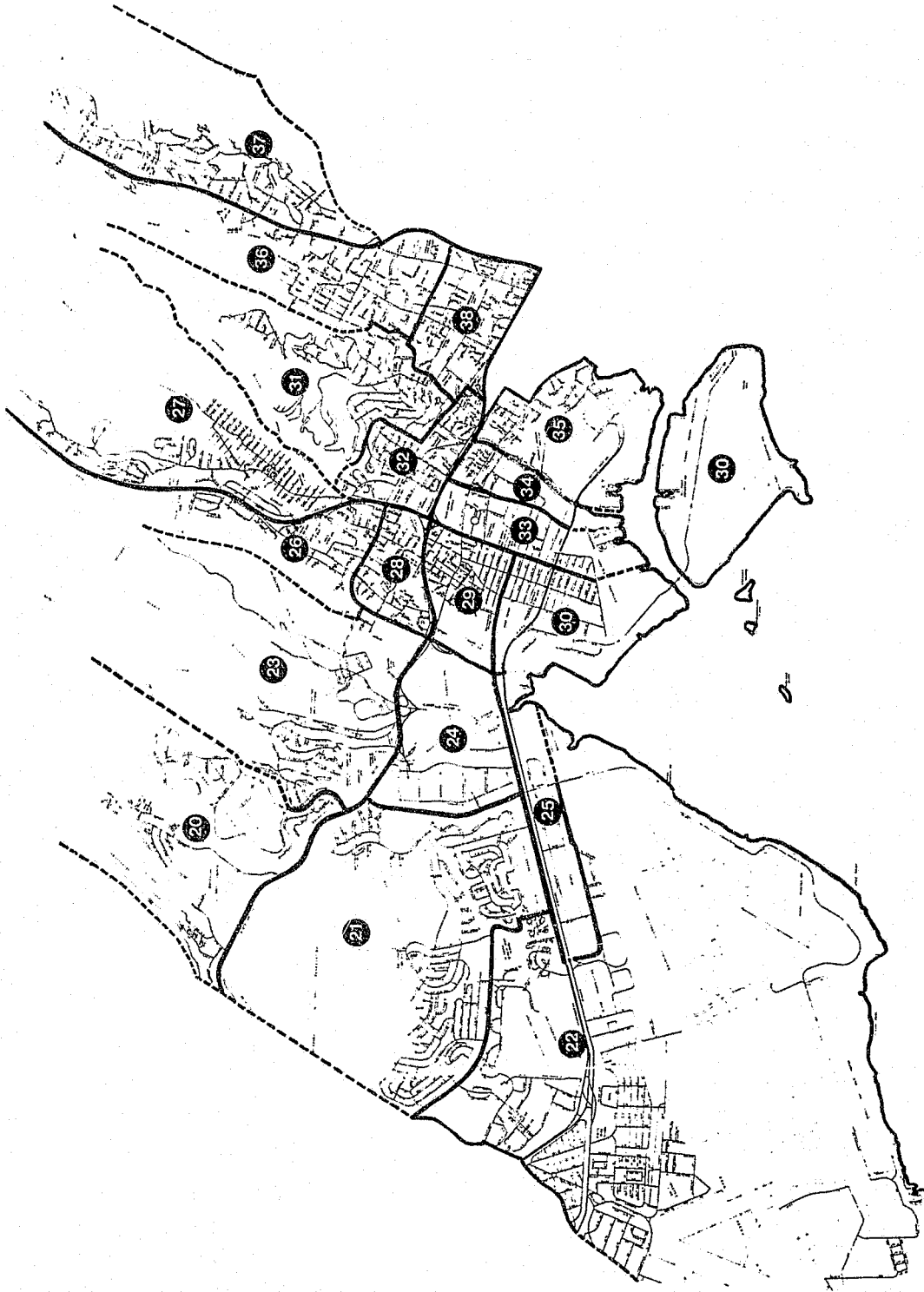


DISTRICT 3

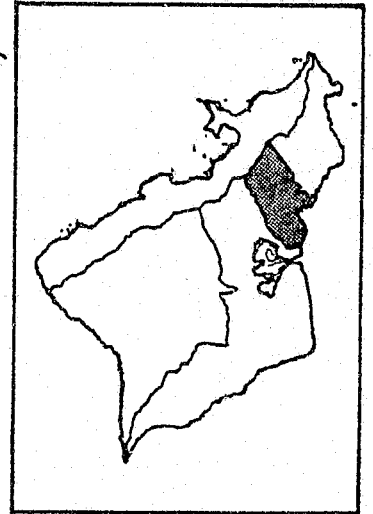


DISTRICT 4





DISTRICT 5



REPORTED OFFENSES BY POLICE BEAT
DISTRICT I, 1987

OFFENSES	BEAT 39	BEAT 40	BEAT 41	BEAT 42	BEAT 43	BEAT 44	BEAT 45	BEAT 46	BEAT 47	BEAT 48	BEAT 49	BEAT 50
MURDER & NN MANSLAUGHTER	0	1	0	0	0	0	1	0	0	0	0	1
MANSLAUGHTER (NEGLIGENT)	1	0	1	0	1	0	0	2	0	0	0	0
FORCIBLE RAPE	8	4	3	1	1	2	2	1	3	7	0	1
ROBBERY	35	50	36	3	7	2	3	7	8	5	2	8
AGGRAVATED ASSAULT	13	45	11	0	0	0	3	9	14	6	2	13
BURGLARY	47	79	67	19	58	43	48	36	50	46	56	96
LARCENY-THEFT	312	574	456	130	203	64	168	276	364	104	147	291
AUTO THEFT	49	38	18	8	11	7	35	24	64	6	35	55
TOTAL - PART I	465	791	592	161	281	118	260	355	503	174	242	465
OTHER ASSAULTS	74	242	108	49	25	21	32	74	79	48	34	88
ARSON	4	7	1	0	0	0	1	5	5	0	0	3
FORGERY & COUNTERFEITING	4	10	27	4	29	1	0	1	26	0	2	2
FRAUD	7	41	58	8	41	5	7	17	67	1	4	17
EMBEZZLEMENT	0	3	4	1	10	0	1	4	7	0	0	3
STOLEN PROPERTY	4	8	2	0	0	1	0	1	0	1	0	5
VANDALISMS	139	136	65	29	43	33	82	78	128	47	63	105
WEAPONS OFFENSES	7	25	11	5	1	0	4	2	10	1	2	0
PROSTITUTION	21	73	17	4	0	1	1	2	1	0	0	0
SEX OFFENSES	9	10	6	0	5	1	2	5	3	5	1	7
DRUG LAWS	29	141	61	6	4	4	8	3	61	19	4	12
GAMBLING	2	8	3	0	0	0	0	0	2	0	0	0
FAMILY OFFENSES	36	28	5	4	1	14	14	21	13	7	21	47
DRIVING UNDER INFLUENCE	130	281	95	16	25	4	27	91	52	7	16	66
LIQUOR LAWS	42	63	26	1	1	1	0	0	88	35	1	10
DISORDERLY	13	32	21	2	3	2	4	8	4	3	2	12
ALL OTHER OFFENSES	156	377	354	4,282	220	62	87	211	1,242	76	96	179
DELINQUENT CHILD/MINOR	104	56	19	5	4	26	30	11	30	71	63	43
TOTAL - PART II	781	1,541	883	4,416	412	176	300	534	1,818	321	309	599
MISCELLANEOUS REPORTS	451	919	767	283	458	133	186	678	2,844	319	182	446
MAJOR ACCIDENTS	248	173	140	79	116	77	175	378	302	71	102	298
MINOR ACCIDENTS	134	163	90	86	91	33	84	215	195	29	65	160
NON-TRAFFIC ACCIDENTS	69	99	82	28	53	4	23	110	108	9	17	41
PART IV NON-TRAFFIC	1,656	2,366	1,213	387	546	847	1,183	1,398	1,144	820	1,673	3,312
GRAND TOTAL	3,804	6,052	3,767	5,440	1,957	1,388	2,211	3,668	6,914	1,743	2,590	5,321
AUTO RECOVERY	52	29	12	3	3	18	29	11	44	18	17	42

REEPORTED OFFENSES BY POLICE BEAT
DISTRICT I: 1987

OFFENSES	BEAT 51	BEAT 52	BEAT 53	BEAT 54	BEAT 55	BEAT 56	BEAT 57	BEAT 58	BEAT 59	BEAT 60	BEAT 61	BEAT 62
MURDER & NN MANSLAUGHTER	0	0	0	0	0	0	0	0	0	1	0	0
MANSLAUGHTER (NEGLIGENT)	0	1	0	0	2	0	0	2	0	1	0	0
FORCIBLE RAPE	1	2	2	1	5	2	2	1	3	3	3	6
ROBBERY	5	4	5	4	16	15	2	38	8	24	18	15
AGGRAVATED ASSAULT	3	2	7	2	20	7	3	19	8	14	7	8
BURGLARY	34	28	11	27	78	62	29	66	10	136	105	85
LARCENY-THEFT	198	146	227	152	468	501	224	1,758	394	418	262	414
AUTO THEFT	17	13	14	19	61	37	30	135	27	49	48	56
TOTAL - PART I	258	196	266	205	650	624	290	2,019	450	646	443	584
OTHER ASSAULTS	34	28	84	73	225	95	43	168	49	201	145	97
ARSON	0	0	3	1	7	7	1	8	4	6	3	7
FORGERY & COUNTERFEITING	5	5	17	1	58	4	9	27	9	3	0	3
FRAUD	17	16	25	7	113	58	32	115	15	67	25	30
EMBEZZLEMENT	1	0	0	0	0	1	2	10	0	7	1	4
STOLEN PROPERTY	0	0	14	0	4	4	2	3	3	0	3	2
VANDALISMS	51	48	78	61	177	114	58	187	50	117	114	80
WEAPONS OFFENSES	1	1	42	1	7	6	1	21	6	18	11	11
PROSTITUTION	0	0	13	0	1	0	0	0	0	9	17	2
SEX OFFENSES	2	2	7	1	34	5	4	8	6	7	6	2
DRUG LAWS	9	8	632	4	25	12	2	25	40	52	52	89
GAMBLING	1	1	26	0	4	3	1	0	0	2	0	0
FAMILY OFFENSES	3	5	20	9	25	28	0	13	4	46	24	7
DRIVING UNDER INFLUENCE	46	41	79	50	170	68	52	130	37	78	115	34
LIQUOR LAWS	6	1	8	1	3	3	5	15	86	46	36	90
DISORDERLY	3	4	7	4	16	15	0	17	7	18	17	8
ALL OTHER OFFENSES	119	115	351	59	207	270	74	871	78	338	301	304
DELINQUENT CHILD/MINOR	69	25	31	92	50	44	16	103	16	44	32	35
TOTAL - PART II	367	300	1,437	364	1,126	737	302	1,721	410	1,059	902	805
MISCELLANEOUS REPORTS	345	328	1,116	166	1,073	652	691	1,041	525	708	495	441
MAJOR ACCIDENTS	198	117	191	78	249	182	123	241	128	138	181	93
MINOR ACCIDENTS	107	100	101	46	185	127	92	189	90	128	160	104
NON-TRAFFIC ACCIDENTS	57	60	73	37	166	119	45	511	110	80	45	88
PART IV NON-TRAFFIC	776	565	696	365	1,978	1,490	509	1,278	566	3,206	1,646	1,143
GRAND TOTAL	2,108	1,666	3,880	1,261	5,427	3,931	2,052	7,000	2,279	5,965	3,872	3,258
AUTO RECOVERY	10	7	24	15	45	38	35	70	23	32	31	31

REPORTED OFFENSES BY POLICE BEAT
DISTRICT I: 1987

OFFENSES	BEAT 63	BEAT 64	BEAT 65	BEAT 66	BEAT 67	BEAT 68	BEAT 69	BEAT 70	BEAT 71	BEAT 72	BEAT 73
MURDER & NN MANSLAUGHTER	2	0	0	0	1	1	0	0	0	1	0
MANSLAUGHTER (NEGLIGENT)	1	0	0	0	0	0	0	0	0	0	0
FORCIBLE RAPE	0	7	3	2	2	4	7	6	5	0	1
ROBBERY	20	14	19	19	14	10	17	22	8	2	3
AGGRAVATED ASSAULT	17	10	15	12	2	9	10	8	4	4	1
BURGLARY	89	151	170	80	106	42	61	165	50	69	102
LARCENY-THEFT	372	337	425	569	504	184	635	585	366	133	376
AUTO THEFT	43	3	37	19	14	31	13	44	21	3	25
TOTAL - PART I	544	522	669	701	643	281	743	830	454	212	508
OTHER ASSAULTS	179	169	228	128	71	77	159	119	46	11	36
ARSON	5	1	2	2	3	2	3	1	0	0	3
FORGERY & COUNTERFEITING	8	9	4	15	11	2	7	3	0	0	7
FRAUD	27	46	27	54	49	11	41	37	10	2	26
EMBEZZLEMENT	3	1	3	3	4	1	2	1	0	0	0
STOLEN PROPERTY	2	1	4	1	5	1	2	2	1	0	0
VANDALISMS	84	53	103	68	60	62	50	121	72	26	76
WEAPONS OFFENSES	7	6	19	10	1	4	12	6	4	3	0
PROSTITUTION	7	3	29	17	2	26	34	14	15	0	0
SEX OFFENSES	3	2	4	4	5	4	4	8	8	2	6
DRUG LAWS	100	86	92	49	30	44	91	27	65	1	7
GAMBLING	0	0	0	0	0	0	0	0	0	0	0
FAMILY OFFENSES	11	8	19	4	3	26	18	33	4	12	9
DRIVING UNDER INFLUENCE	76	21	112	53	8	24	54	53	39	5	10
LIQUOR LAWS	51	39	59	20	17	7	55	19	97	0	1
DISORDERLY	23	26	28	30	6	13	28	12	3	0	1
ALL OTHER OFFENSES	365	538	400	502	375	127	397	406	130	66	184
DELINQUENT CHILD/MINOR	33	23	77	41	18	32	14	28	32	55	15
TOTAL - PART II	984	1,032	1,210	1,001	668	463	971	890	526	183	381
MISCELLANEOUS REPORTS	539	442	521	862	492	216	941	549	444	214	315
MAJOR ACCIDENTS	107	33	108	64	20	25	42	127	91	73	150
MINOR ACCIDENTS	94	92	86	90	41	25	68	105	74	25	77
NON-TRAFFIC ACCIDENTS	42	63	61	74	91	16	60	75	58	9	73
PART IV NON-TRAFFIC	1,676	827	1,774	983	525	1,244	1,206	1,755	1,227	732	1,101
GRAND TOTAL	3,986	3,011	4,429	3,775	2,480	2,270	4,031	4,331	2,874	1,448	2,605
AUTO RECOVERY	29	3	35	14	5	21	8	28	19	5	17

REPORTED OFFENSES BY POLICE BEAT
DISTRICT I, 1987

OFFENSES	BEAT 74	BEAT 75	BEAT 76	BEAT 77	BEAT 78	BEAT 79	BEAT 80	BEAT 81	BEAT 82	BEAT 83	BEAT 84
MURDER & NN MANSLAUGHTER	0	1	0	1	0	0	0	0	0	0	1
MANSLAUGHTER (NEGLIGENT)	0	1	0	2	1	1	0	0	4	0	1
FORCIBLE RAPE	3	1	4	2	1	5	1	0	0	0	4
ROBBERY	1	6	17	14	4	3	13	7	2	0	7
AGGRAVATED ASSAULT	3	6	7	12	3	14	3	2	3	3	3
BURGLARY	65	43	109	108	75	125	46	28	32	30	45
LARCENY & THEFT	184	363	329	659	238	251	156	88	89	29	306
AUTO THEFT	20	31	58	83	28	80	22	13	26	8	16
TOTAL - PART I	276	452	524	881	350	479	241	138	156	70	383
OTHER ASSAULTS	21	43	99	161	40	57	35	30	41	7	63
ARSON	1	1	4	7	3	4	2	1	5	2	0
FORGERY & COUNTERFEITING	1	24	1	7	1	1	6	5	4	0	5
FRAUD	5	32	11	27	15	3	14	9	9	4	16
EMBEZZLEMENT	1	6	0	2	1	0	1	1	0	0	2
STOLEN PROPERTY	0	1	1	0	1	1	0	1	0	0	0
VANDALISMS	64	80	136	224	76	139	58	44	52	25	85
WEAPONS OFFENSES	0	1	3	7	0	5	12	0	1	1	6
PROSTITUTION	0	0	0	6	0	0	0	0	0	0	0
SEX OFFENSES	7	4	5	11	3	2	5	1	2	1	6
DRUG LAWS	12	3	16	21	8	16	14	4	6	7	10
GAMBLING	1	0	0	0	0	2	5	0	1	0	0
FAMILY OFFENSES	24	25	45	59	19	52	8	8	15	12	15
DRIVING UNDER INFLUENCE	14	57	83	77	26	10	36	21	12	8	28
LIQUOR LAWS	0	2	9	10	0	2	4	2	8	2	3
DISORDERLY	3	2	12	17	4	11	7	1	3	2	4
ALL OTHER OFFENSES	91	138	180	262	114	105	78	42	91	38	169
DELINQUENT CHILD/MINOR	130	35	46	246	28	90	28	30	36	4	163
TOTAL - PART II	375	454	651	1,144	339	500	313	200	286	113	575
MISCELLANEOUS REPORTS	265	561	574	666	338	264	397	145	274	178	303
MAJOR ACCIDENTS	244	319	358	410	174	81	175	146	127	51	169
MINOR ACCIDENTS	94	111	126	156	97	33	68	64	71	24	44
NON-TRAFFIC ACCIDENTS	23	130	83	142	78	17	48	36	22	2	123
PART IV NON-TRAFFIC	1,923	1,304	2,685	3,686	1,175	1,326	1,130	738	974	686	838
GRAND TOTAL	3,200	3,331	5,001	7,085	2,551	2,700	2,372	1,467	1,910	1,124	2,435
AUTO RECOVERY	14	21	45	46	19	89	15	6	25	5	15

REPORTED OFFENSES BY POLICE BEAT
DISTRICT I, 1987

OFFENSES	BEAT 85	BEAT 86	BEAT 87	BEAT 88	BEAT 89	BEAT 90	BEAT 91	BEAT 92	BEAT 93	BEAT 94	TOTAL
MURDER & NN MANSLAUGHTER	0	0	0	0	0	1	0	0	0	1	14
MANSLAUGHTER (NEGLIGENT)	0	0	0	1	0	0	1	0	0	1	25
FORCIBLE RAPE	3	0	0	0	1	4	0	0	0	1	131
ROBBERY	7	6	2	2	0	3	1	0	0	5	568
AGGRAVATED ASSAULT	1	2	4	2	2	5	5	0	2	1	391
BURGLARY	61	82	111	36	60	64	71	36	1	41	3,670
LARCENY-THEFT	195	142	141	56	56	192	202	66	200	339	17,018
AUTO THEFT	17	16	13	5	3	16	20	1	1	6	1,592
TOTAL - PART I	284	248	271	102	122	285	300	103	204	395	23,409
OTHER ASSAULTS	25	28	21	14	19	38	30	5	8	24	4,148
ARSON	2	2	0	0	2	0	1	2	0	3	137
FORGERY & COUNTERFEITING	1	3	1	1	1	2	3	1	0	0	381
FRAUD	3	10	6	6	5	6	7	5	0	1	1,317
EMBEZZLEMENT	0	1	1	0	0	0	0	3	0	0	96
STOLEN PROPERTY	0	2	0	0	0	0	1	0	0	1	85
VANDALISMS	63	58	51	15	23	64	117	29	18	42	4,321
WEAPONS OFFENSES	2	2	0	1	1	1	1	1	1	12	324
PROSTITUTION	1	1	0	0	0	3	0	0	0	0	320
SEX OFFENSES	3	2	5	2	0	3	3	1	0	0	254
DRUG LAWS	44	11	8	1	2	8	15	2	3	8	2,113
GAMBLING	0	0	0	0	0	0	0	0	0	0	62
FAMILY OFFENSES	9	8	3	11	12	18	16	2	0	6	909
DRIVING UNDER INFLUENCE	12	37	24	31	34	13	12	1	2	4	2,707
LIQUOR LAWS	65	5	7	0	1	9	2	0	0	42	1,106
DISORDERLY	4	4	2	0	1	3	5	2	0	2	481
ALL OTHER OFFENSES	69	92	82	44	56	125	133	27	18	71	15,944
DELINQUENT CHILD/MINOR	37	43	19	13	25	48	222	8	25	45	2,708
TOTAL - PART II	340	309	230	139	182	341	568	89	75	261	37,413
MISCELLANEOUS REPORTS	512	524	573	217	338	374	319	233	107	185	28,129
MAJOR ACCIDENTS	84	141	74	98	175	135	121	29	32	68	8,129
MINOR ACCIDENTS	35	57	31	42	52	46	34	10	10	27	4,783
NON-TRAFFIC ACCIDENTS	28	38	23	22	15	47	76	5	26	21	3,661
PART IV NON-TRAFFIC	863	945	743	451	727	1,078	1,140	523	118	499	67,365
GRAND TOTAL	2,146	2,262	1,945	1,071	1,611	2,306	2,558	992	572	1,456	172,889
AUTO RECOVERY	7	12	6	5	7	13	17	4	4	10	1,208

REPORTED OFFENSES BY POLICE BEAT
DISTRICT II, 1987

OFFENSES	BEAT 220	BEAT 221	BEAT 222	BEAT 223	BEAT 224	BEAT 225	BEAT 226	BEAT 227	BEAT 228	BEAT 229	BEAT 230	TOTAL
MURDER & NN MANSLAUGHTER	0	0	1	0	0	2	0	1	0	0	0	4
MANSLAUGHTER (NEGLIGENT)	0	0	0	1	1	3	2	1	0	0	0	8
FORCIBLE RAPE	1	8	6	9	6	2	5	5	2	0	4	48
ROBBERY	0	6	1	4	12	7	3	2	5	3	1	44
AGGRAVATED ASSAULT	4	2	4	8	15	5	2	7	11	3	9	70
BURGLARY	83	104	30	96	42	43	33	132	24	9	46	642
LARCENY-THEFT	209	372	128	128	279	118	117	220	106	162	333	2,172
AUTO THEFT	28	38	11	10	17	15	9	19	7	6	12	172
TOTAL-PART I	325	530	181	256	372	195	171	387	155	183	405	3,160
OTHER ASSAULTS	44	95	38	88	140	84	30	62	33	12	61	687
ARSON	2	8	2	1	1	1	2	2	1	1	0	21
FORGERY & COUNTERFEITING	1	9	0	1	17	3	20	2	6	0	0	59
FRAUD	4	2	4	9	38	8	10	6	8	4	4	97
EMBEZZLEMENT	2	1	0	0	1	0	1	0	0	0	0	5
STOLEN PROPERTY	0	3	0	1	1	4	0	1	0	0	0	10
VANDALISMS	78	125	63	70	112	56	39	74	38	22	44	721
WEAPONS OFFENSES	2	6	2	3	11	4	1	2	0	0	1	32
PROSTITUTION	0	0	0	0	2	0	1	0	0	0	0	3
SEX OFFENSES	6	8	7	11	14	8	14	9	3	4	4	88
DRUG LAWS	4	17	3	22	79	55	6	43	9	6	11	255
GAMBLING	0	1	0	3	0	6	3	1	18	10	0	42
FAMILY OFFENSES	32	50	54	34	48	88	46	45	21	9	23	450
DRIVING UNDER INFLUENCE	36	123	41	11	100	113	45	18	18	11	17	533
LIQUOR LAWS	1	29	1	5	15	6	3	5	5	2	5	77
DISORDERLY	3	9	5	8	17	16	1	6	4	3	6	78
ALL OTHER OFFENSES	124	213	102	161	405	117	86	153	200	29	122	1,712
DELINQUENT CHILD/MINOR	98	231	32	137	109	62	38	69	72	33	43	924
TOTAL-PART II	437	930	354	565	1,110	631	346	498	436	146	341	5,794
MISCELLANEOUS REPORTS	327	474	115	245	487	274	270	354	262	92	299	3,199
MAJOR ACCIDENTS	76	139	65	57	154	133	124	130	65	47	71	1,061
MINOR ACCIDENTS	39	60	36	32	96	57	49	31	36	21	33	490
NON-TRAFFIC ACCIDENTS	21	82	32	18	86	36	24	17	32	12	26	386
PART IV NON-TRAFFIC	934	1,466	866	876	1,322	1,277	506	1,007	608	252	862	9,976
GRAND TOTAL	2,159	3,681	1,649	2,049	3,627	2,603	1,490	2,424	1,594	753	2,037	24,066
AUTO RECOVERY	15	20	14	2	18	13	17	27	9	2	15	152

REPORTED OFFENSES BY POLICE BEAT
DISTRICT III, 1987

OFFENSES	BEAT 319	BEAT 320	BEAT 321	BEAT 322	BEAT 323	BEAT 324	BEAT 325	BEAT 326	BEAT 327	BEAT 328	BEAT 329
MURDER & NN MANSLAUGHTER	0	0	1	0	1	0	0	2	0	1	1
MANSLAUGHTER (NEGLIGENT)	0	0	0	1	1	2	0	1	0	3	1
FORCIBLE RAPE	3	3	3	5	5	3	2	3	5	4	11
ROBBERY	7	8	3	4	5	5	1	5	4	22	22
AGGRAVATED ASSAULT	15	14	16	22	4	9	7	6	9	23	18
BURGLARY	97	129	119	108	55	96	178	73	118	235	236
LARCENY--THEFT	269	257	364	213	150	201	232	181	127	770	585
AUTO THEFT	32	42	46	26	12	20	65	22	25	116	116
TOTAL--PART I	423	453	552	379	233	336	485	293	288	1,174	990
OTHER ASSAULTS	88	160	152	127	60	108	54	57	137	233	192
ARSON	22	10	8	10	5	6	12	11	33	13	8
FORGERY & COUNTERFEITING	2	0	8	2	1	2	2	2	0	15	13
FRAUD	5	2	4	1	4	2	10	6	3	26	13
EMBEZZLEMENT	0	0	0	0	0	0	59	0	0	0	1
STOLEN PROPERTY	2	1	2	3	0	0	1	0	1	6	4
VANDALISMS	81	111	94	95	56	76	104	73	118	256	272
WEAPONS OFFENSES	3	1	3	9	3	2	7	2	4	13	5
PROSTITUTION	0	0	0	0	0	0	0	0	0	2	2
SEX OFFENSES	7	20	21	15	5	7	10	5	11	16	17
DRUG LAWS	6	16	20	18	8	14	25	8	26	40	37
GAMBLING	0	4	3	86	9	0	0	11	5	7	20
FAMILY OFFENSES	51	66	73	82	62	66	52	37	46	199	125
DRIVING UNDER INFLUENCE	4	15	31	37	16	37	58	27	14	92	139
LIQUOR LAWS	0	6	2	1	0	1	5	4	1	3	12
DISORDERLY	9	5	11	11	2	6	3	2	6	31	12
ALL OTHER OFFENSES	150	243	275	177	308	126	164	128	186	360	367
DELINQUENT CHILD/MINOR	59	486	106	100	66	177	99	168	512	282	289
TOTAL--PART II	489	1,146	813	774	605	630	665	541	1,103	1,594	1,528
MISCELLANEOUS REPORTS	252	405	559	340	169	338	610	262	366	1,419	1,107
MAJOR ACCIDENTS	44	86	128	104	63	104	308	129	88	253	526
MINOR ACCIDENTS	23	42	81	49	23	43	80	47	38	128	210
NON--TRAFFIC ACCIDENTS	27	38	73	15	22	19	31	29	19	147	111
PART IV NON--TRAFFIC	950	1,472	1,627	1,339	1,022	976	1,326	1,262	1,404	3,993	3,644
GRAND TOTAL	2,208	3,642	3,833	3,000	2,137	2,446	3,505	2,563	3,306	8,708	8,116
AUTO RECOVERY	99	83	81	48	35	31	58	47	47	88	80

REPORTED OFFENSES BY POLICE BEAT
DISTRICT III, 1987

OFFENSES	BEAT 330	BEAT 331	BEAT 332	BEAT 333	BEAT 334	BEAT 335	TOTAL
MURDER & NN MANSLAUGHTER	0	0	0	0	1	1	8
MANSLAUGHTER (NEGLIGENT)	0	0	1	0	0	0	10
FORCIBLE RAPE	1	4	0	5	3	2	62
ROBBERY	2	7	7	9	6	24	141
AGGRAVATED ASSAULT	7	21	6	5	6	17	205
BURGLARY	141	276	75	76	71	98	2,181
LARCENY-THEFT	285	704	225	793	194	375	5,925
AUTO THEFT	39	90	48	161	35	73	968
TOTAL-PART I	475	1,102	362	1,049	316	590	9,500
OTHER ASSAULTS	85	215	61	101	50	126	2,006
ARSON	4	10	0	4	3	4	163
FORGERY & COUNTERFEITING	10	19	0	14	2	7	99
FRAUD	6	70	18	40	11	7	228
EMBEZZLEMENT	0	1	5	2	0	0	68
STOLEN PROPERTY	3	1	2	2	0	1	29
VANDALISMS	163	213	74	169	81	160	2,196
WEAPONS OFFENSES	4	15	5	6	5	3	90
PROSTITUTION	0	0	0	0	0	0	4
SEX OFFENSES	4	13	6	3	1	7	168
DRUG LAWS	62	22	15	16	17	33	383
GAMBLING	2	0	6	0	4	0	157
FAMILY OFFENSES	63	65	48	35	17	65	1,152
DRIVING UNDER INFLUENCE	78	202	91	67	48	34	990
LIQUOR LAWS	7	7	1	3	1	5	59
DISORDERLY	5	8	9	9	4	12	145
ALL OTHER OFFENSES	263	910	130	249	119	162	4,317
DELINQUENT CHILD/MINOR	176	347	74	240	128	266	3,575
TOTAL-PART II	935	2,118	545	960	491	892	15,829
MISCELLANEOUS REPORTS	607	1,472	800	917	665	528	10,816
MAJOR ACCIDENTS	299	593	158	231	339	316	3,769
MINOR ACCIDENTS	132	265	95	140	170	156	1,722
NON-TRAFFIC ACCIDENTS	50	214	107	259	90	102	1,353
PART IV NON-TRAFFIC	1,632	2,776	1,388	1,266	1,136	1,543	28,756
GRAND TOTAL	4,130	8,540	3,455	4,822	3,207	4,127	71,745
AUTO RECOVERY	44	68	36	63	34	65	1,007

REPORTED OFFENSES BY POLICE BEAT
DISTRICT IV, 1987

OFFENSES	BEAT 420	BEAT 421	BEAT 422	BEAT 423	BEAT 424	BEAT 425	BEAT 426	BEAT 427	BEAT 428	BEAT 429	BEAT 430
MURDER & NN MANSLAUGHTER	0	0	1	0	0	0	0	0	0	1	0
MANSLAUGHTER (NEGLIGENT)	1	0	0	0	0	0	0	0	0	0	0
FORCIBLE RAPE	3	1	2	0	3	1	6	4	3	0	7
ROBBERY	3	0	6	1	10	4	7	3	1	1	8
AGGRAVATED ASSAULT	4	0	2	14	3	23	5	3	2	6	15
BURGLARY	27	38	49	57	196	190	210	64	133	44	139
LARCENY-THEFT	469	324	94	123	448	333	338	177	434	151	598
AUTO THEFT	20	7	7	5	27	13	26	18	29	9	53
TOTAL-PART I	527	370	161	200	687	564	592	269	602	212	820
OTHER ASSAULTS	34	24	37	59	95	69	141	54	108	40	134
ARSON	2	2	2	4	2	1	1	5	8	2	6
FORGERY & COUNTERFEITING	0	4	3	0	16	6	4	8	5	1	13
FRAUD	2	1	0	14	27	8	15	9	16	11	43
EMBEZZLEMENT	0	0	1	0	0	1	0	0	3	0	1
STOLEN PROPERTY	0	2	1	1	1	1	3	0	2	0	3
VANDALISMS	44	52	66	54	145	94	111	57	99	30	165
WEAPONS OFFENSES	0	0	2	2	3	5	2	5	2	2	3
PROSTITUTION	0	0	1	0	0	0	0	0	0	0	0
SEX OFFENSES	3	5	4	3	7	10	9	7	6	4	22
DRUG LAWS	3	9	8	14	29	12	8	7	36	8	19
GAMBLING	0	0	13	0	0	0	0	0	1	0	0
FAMILY OFFENSES	22	12	22	22	57	12	49	32	47	17	63
DRIVING UNDER INFLUENCE	6	8	8	85	73	42	88	39	71	67	68
LIQUOR LAWS	14	0	2	6	13	93	6	10	8	3	4
DISORDERLY	1	0	0	4	6	5	16	6	8	2	9
ALL OTHER OFFENSES	33	46	74	105	231	120	230	135	216	105	866
DELINQUENT CHILD/MINOR	26	21	48	138	136	59	107	102	210	69	179
TOTAL-PART II	190	186	292	511	841	538	790	476	846	361	1,598
MISCELLANEOUS REPORTS	153	132	259	460	808	514	668	275	426	304	858
MAJOR ACCIDENTS	58	39	83	272	189	75	198	120	242	341	254
MINOR ACCIDENTS	13	17	32	109	105	55	119	50	103	146	89
NON-TRAFFIC ACCIDENTS	14	6	26	19	95	42	77	35	82	25	178
PART IV NON-TRAFFIC	458	492	676	978	2,116	1,380	2,462	906	1,291	1,056	1,957
GRAND TOTAL	1,413	1,242	1,529	2,549	4,841	3,168	4,906	2,131	3,592	2,445	5,754
AUTO RECOVERY	18	9	22	20	16	10	22	22	25	10	30

REPORTED OFFENSES BY POLICE BEAT
DISTRICT IV, 1987

OFFENSES	BEAT 431	BEAT 432	BEAT 433	BEAT 434	BEAT 435	BEAT 436	TOTAL
MURDER & NN MANSLAUGHTER	0	0	0	0	0	0	2
MANSLAUGHTER (NEGLIGENT)	0	3	1	0	3	1	9
FORCIBLE RAPE	4	0	2	1	2	2	41
ROBBERY	6	1	1	3	3	0	58
AGGRAVATED ASSAULT	7	1	2	9	6	8	110
BURGLARY	212	51	24	60	84	57	1,635
LARCENY-THEFT	311	98	45	109	270	143	4,465
AUTO THEFT	31	12	4	11	16	7	295
TOTAL-PART I	571	166	79	193	384	218	6,615
OTHER ASSAULTS	84	34	18	51	36	60	1,078
ARSON	2	4	1	2	0	2	46
FORGERY & COUNTERFEITING	3	1	0	0	5	0	69
FRAUD	12	8	1	10	6	5	188
EMBEZZLEMENT	0	0	0	0	1	0	7
STOLEN PROPERTY	3	0	0	2	0	1	20
VANDALISMS	124	26	22	34	41	38	1,202
WEAPONS OFFENSES	4	0	0	0	0	4	34
PROSTITUTION	0	0	0	0	0	0	1
SEX OFFENSES	15	4	1	3	9	9	121
DRUG LAWS	12	68	8	10	6	21	278
GAMBLING	1	0	1	0	0	1	17
FAMILY OFFENSES	62	18	8	38	27	19	527
DRIVING UNDER INFLUENCE	56	14	25	27	23	13	713
LIQUOR LAWS	12	6	3	3	11	4	198
DISORDERLY	3	1	0	5	1	5	72
ALL OTHER OFFENSES	242	66	32	79	122	85	2,787
DELINQUENT CHILD/MINOR	97	31	23	70	64	88	1,468
TOTAL-PART II	732	281	143	334	352	355	8,826
MISCELLANEOUS REPORTS	536	126	130	221	192	254	6,316
MAJOR ACCIDENTS	196	99	64	61	48	41	2,380
MINOR ACCIDENTS	66	25	20	22	17	17	1,005
NON-TRAFFIC ACCIDENTS	41	15	12	21	34	24	746
PART IV NON-TRAFFIC	1,534	468	259	583	522	395	17,533
GRAND TOTAL	3,676	1,180	707	1,435	1,549	1,304	43,421
AUTO RECOVERY	33	14	5	15	14	10	295

REPORTED OFFENSES BY POLICE BEAT
DISTRICT V, 1987

OFFENSES	BEAT 20	BEAT 21	BEAT 22	BEAT 23	BEAT 24	BEAT 25	BEAT 26	BEAT 27	BEAT 28	BEAT 29
MURDER & NN MANSLAUGHTER	0	1	0	0	0	1	0	2	0	1
MANSLAUGHTER (NEGLIGENT)	0	1	2	1	0	0	0	0	0	3
FORCIBLE RAPE	5	11	5	0	2	2	4	1	3	4
ROBBERY	2	8	5	1	6	8	17	2	17	19
AGGRAVATED ASSAULT	2	19	4	4	2	4	12	7	27	10
BURGLARY	21	141	28	29	24	57	97	50	79	42
LARCENY-THEFT	58	482	878	55	158	232	189	133	189	315
AUTO THEFT	9	123	79	16	26	98	30	28	44	48
TOTAL - PART I	97	786	1,001	106	218	402	349	223	359	442
OTHER ASSAULTS	12	161	97	20	14	58	104	50	92	70
ARSON	1	8	1	1	3	0	5	1	4	0
FORGERY & COUNTERFEITING	3	2	7	2	1	3	2	0	2	17
FRAUD	4	14	35	1	46	37	2	2	7	10
EMBEZZLEMENT	0	0	1	0	1	3	0	0	0	0
STOLEN PROPERTY	0	2	4	1	1	1	0	1	3	0
VANDALISMS	29	235	113	21	29	71	108	74	119	140
WEAPONS OFFENSES	2	10	14	5	1	12	5	12	5	14
PROSTITUTION	0	0	0	0	0	2	0	0	0	0
SEX OFFENSES	2	20	10	4	1	0	4	9	17	4
DRUG LAWS	3	28	70	4	2	28	11	10	5	9
GAMBLING	0	0	0	1	0	2	1	1	1	4
FAMILY OFFENSES	17	176	31	24	0	8	50	33	87	31
DRIVING UNDER INFLUENCE	67	104	81	56	69	77	37	47	64	132
LIQUOR LAWS	1	9	5	3	3	33	3	3	3	4
DISORDERLY	3	14	18	2	2	5	9	5	4	8
ALL OTHER OFFENSES	43	329	212	34	55	239	119	105	116	154
DELINQUENT CHILD/MINOR	33	579	52	30	6	26	233	95	245	312
TOTAL - PART II	220	1,691	751	209	234	605	693	448	774	909
MISCELLANEOUS REPORTS	140	668	875	97	1,372	973	283	312	327	735
MAJOR ACCIDENTS	149	343	312	77	157	205	172	181	167	293
MINOR ACCIDENTS	38	166	238	54	72	82	72	96	93	169
NON-TRAFFIC ACCIDENTS	27	105	137	6	66	121	25	19	36	62
PART IV NON-TRAFFIC	578	3,869	1,210	429	475	847	1,245	1,700	1,564	1,676
GRAND TOTAL	1,249	7,628	4,524	978	2,594	3,235	2,839	2,979	3,320	4,286
AUTO RECOVERY	9	86	54	16	22	55	46	40	68	47

REPORTED OFFENSES BY POLICE BEAT
DISTRICT V, 1987

OFFENSES	BEAT 30	BEAT 31	BEAT 32	BEAT 33	BEAT 34	BEAT 35	BEAT 36	BEAT 37	BEAT 38	TOTAL
MURDER & NN MANSLAUGHTER	2	0	0	2	0	1	0	0	0	10
MANSLAUGHTER (NEGLIGENT)	0	0	2	1	0	1	0	0	0	11
FORCIBLE RAPE	3	0	1	2	0	9	1	0	5	58
ROBBERY	5	3	8	21	3	18	2	2	18	165
AGGRAVATED ASSAULT	30	5	2	9	3	14	2	3	2	161
BURGLARY	57	89	61	45	24	80	43	41	86	1,094
LARCENY-THEFT	280	121	401	280	317	392	99	104	317	5,000
AUTO THEFT	52	25	44	50	28	67	16	5	26	814
TOTAL - PART I	429	243	519	410	375	582	163	155	454	7,313
OTHER ASSAULTS	114	22	51	138	35	164	20	10	71	1,303
ARSON	2	2	0	3	0	1	1	2	4	39
FORGERY & COUNTERFEITING	8	1	4	16	4	17	0	0	5	94
FRAUD	38	2	5	23	14	45	4	1	21	311
EMBEZZLEMENT	1	0	0	1	1	1	0	0	0	9
STOLEN PROPERTY	2	0	2	1	0	0	0	0	8	26
VANDALISMS	83	51	64	103	68	162	35	32	108	1,645
WEAPONS OFFENSES	11	0	7	12	1	11	0	1	2	125
PROSTITUTION	0	0	1	0	0	8	3	0	21	35
SEX OFFENSES	3	1	3	4	1	3	5	0	5	96
DRUG LAWS	11	0	6	14	1	30	4	5	7	248
GAMBLING	4	1	4	8	2	2	0	0	2	33
FAMILY OFFENSES	18	19	24	39	2	26	6	4	23	618
DRIVING UNDER INFLUENCE	97	16	103	163	128	224	22	40	59	1,586
LIQUOR LAWS	4	1	3	7	0	8	2	1	0	93
DISORDERLY	4	5	4	10	5	12	1	1	9	121
ALL OTHER OFFENSES	195	62	110	135	72	186	43	38	144	2,391
DELINQUENT CHILD/MINOR	60	54	131	389	57	94	30	15	65	2,506
TOTAL - PART II	655	237	522	1,066	391	994	176	150	554	11,279
MISCELLANEOUS REPORTS	1,142	196	385	833	661	1,243	193	246	467	11,148
MAJOR ACCIDENTS	242	68	252	242	136	333	135	137	325	3,926
MINOR ACCIDENTS	143	38	100	103	59	163	61	35	139	1,921
NON-TRAFFIC ACCIDENTS	67	49	75	86	78	135	15	5	71	1,185
PART IV NON-TRAFFIC	1,115	642	1,085	1,412	545	1,784	728	504	1,721	23,129
GRAND TOTAL	3,793	1,473	2,938	4,152	2,245	5,234	1,471	1,232	3,731	59,901
AUTO RECOVERY	47	20	41	23	25	87	11	9	27	733

NUMBER AND DISPOSITIONS OF ADULTS ARRESTED, 1987

	<u>TOTAL</u> <u>ARRESTED</u>	<u>TOTAL</u> <u>RELEASED</u>	<u>TOTAL</u> <u>CHARGED</u>
MURDER & NN MANSLAUGHTER	60	20	40
MANSLAUGHTER (NEGLIGENT)	13	2	11
FORCIBLE RAPE	85	38	47
ROBBERY	288	98	190
AGGRAVATED ASSAULT	352	178	174
BURGLARY	687	341	346
LARCENY--THEFT	3,481	364	3,117
AUTO THEFT	295	183	112
TOTAL PART I CLASSES	5,261	1,224	4,037
OTHER ASSAULTS	1,478	78	1,400
ARSON	19	5	14
FORGERY & COUNTERFEITING	183	75	108
FRAUD	447	123	324
EMBEZZLEMENT	25	9	16
STOLEN PROPERTY	138	58	80
VANDALISM	506	65	441
WEAPONS	407	166	241
PROSTITUTION	364	10	354
SEX OFFENSES	153	30	123
DRUG LAWS	2,620	808	1,812
GAMBLING	656	39	617
OFFENSES AGAINST FAMILY	636	9	627
DRIVING UNDER INFLUENCE	5,817	259	5,558
LIQUOR LAWS	1,778	45	1,733
DISORDERLY CONDUCT	762	7	755
ALL OTHER OFFENSES	9,695	322	9,373
TOTAL PART II CLASSES	25,684	2,108	23,576
TOTAL BOTH CLASSES	30,945	3,332	27,613

AGE AND SEX OF ADULTS ARRESTED, 1987

OFFENSES	SEX	18	19	20	21	22	23	24	25-29	30-34	35-39	40-44	45-49	50-54	55-59	60-64	OVER	TOTAL
																	64	
MURDER & NN MANSLAUGHTER	M	4	8	7	6	5	0	4	11	3	3	2	2	1	0	0	1	57
	F	0	0	0	0	0	0	0	0	0	0	3	0	0	0	0	0	0
MANSLAUGHTER (NEGLIGENT)	M	0	0	1	0	1	1	0	3	1	3	0	0	0	0	1	0	11
	F	0	0	0	0	0	0	0	0	0	0	2	0	0	0	0	0	2
FORCIBLE RAPE	M	5	3	3	3	3	3	3	27	13	9	5	1	2	1	2	2	85
	F	0	0	0	0	0	0	0	0	0	0	0	0	0	0	0	0	0
ROBBERY	M	21	16	17	11	10	16	7	75	52	17	1	3	2	2	0	0	250
	F	0	1	0	0	4	8	0	15	9	1	0	0	0	0	0	0	38
AGGRAVATED ASSAULT	M	24	14	17	20	14	22	16	48	52	29	18	9	7	5	3	12	310
	F	0	0	1	4	1	2	3	11	4	5	6	0	4	0	1	0	42
BURGLARY	M	113	125	67	48	31	35	16	78	63	27	15	7	4	0	0	0	629
	F	4	16	3	0	2	1	6	13	7	2	2	0	1	1	0	0	58
LARCENY-THEFT	M	239	160	117	118	107	101	87	388	341	226	118	67	58	68	44	70	2,309
	F	62	66	49	46	64	50	46	228	160	104	68	59	46	36	31	57	1,172
AUTO THEFT	M	51	47	32	26	13	17	10	43	16	6	2	2	0	1	0	0	266
	F	5	2	2	2	2	1	3	7	1	1	2	1	0	0	0	0	29
OTHER ASSAULTS	M	59	83	86	79	71	106	76	317	178	106	61	29	22	11	10	11	1,305
	F	4	10	7	10	10	6	8	42	28	18	11	9	5	2	0	3	173
ARSON	M	0	1	2	0	2	0	0	1	3	0	2	1	3	1	0	0	16
	F	0	0	0	0	0	0	0	2	0	0	0	0	0	0	0	1	3
FORGERY & COUNTERFEITING	M	3	5	7	7	5	5	1	29	8	14	6	9	0	0	0	1	100
	F	1	3	6	4	2	1	10	28	20	7	1	0	0	0	0	0	83
FRAUD	M	9	10	5	19	13	15	20	50	64	45	16	29	28	0	2	3	328
	F	1	8	4	3	6	3	3	36	21	23	5	4	2	0	0	0	119

AGE AND SEX OF ADULTS ARRESTED, 1987

OFFENSES	SEX	18	19	20	21	22	23	24	25-29	30-34	35-39	40-44	45-49	50-54	55-59	60-64	OVER 64	TOTAL
EMBEZZLEMENT	M	0	0	0	0	0	0	1	2	7	1	0	0	0	0	0	0	11
	F	0	0	0	1	2	1	1	4	4	1	0	0	0	0	0	0	0
STOLEN PROPERTY	M	10	15	6	7	6	4	4	29	20	17	1	0	1	1	0	1	122
	F	0	0	2	1	1	1	1	6	4	0	0	0	0	0	0	0	16
VANDALISM	M	33	32	37	46	30	27	23	91	78	23	17	4	4	1	4	3	453
	F	3	2	3	3	3	0	7	14	6	3	6	3	0	0	0	0	53
WEAPONS	M	23	22	20	27	25	32	16	73	56	37	13	15	6	4	0	13	382
	F	4	0	1	0	0	0	0	5	6	4	2	0	3	0	0	0	25
PROSTITUTION	M	8	3	5	3	3	9	3	21	10	0	3	5	2	5	5	0	85
	F	5	11	16	15	29	25	31	77	40	17	9	4	0	0	0	0	279
SEX OFFENSES	M	3	5	4	5	6	5	6	31	37	11	4	10	9	4	3	6	149
	F	0	0	0	0	0	0	0	0	2	2	0	0	0	0	0	0	4
DRUG LAWS TOTAL	M	97	140	126	108	141	123	147	559	338	185	104	44	42	26	16	6	2,202
	F	16	11	10	14	19	13	33	118	92	45	23	9	9	2	0	4	418
<u>POSSESSION</u>																		
OPIUM/COCAINE & DERIVATIVES	M	11	11	18	14	18	25	30	94	58	45	16	9	7	6	4	1	367
	F	9	4	2	4	4	3	7	25	20	8	4	2	1	1	0	1	95
MARIJUANA	M	75	94	66	67	94	76	85	296	169	81	50	21	9	2	7	3	1,195
	F	5	6	3	9	11	4	7	46	24	18	12	2	4	1	0	2	154
SYNTHETIC NARCOTICS	M	0	1	1	1	0	0	1	5	0	1	0	0	1	1	0	0	12
	F	0	0	0	0	0	0	0	0	1	1	1	0	0	0	0	0	3
OTHER DANGEROUS NON-NARCOTIC DRUG	M	0	1	2	1	3	0	0	11	4	8	2	0	0	1	0	0	33
	F	0	1	0	0	0	0	4	5	1	0	0	0	1	0	0	0	12

AGE AND SEX OF ADULTS ARRESTED, 1987

OFFENSES	SEX	18	19	20	21	22	23	24	25-29	30-34	35-39	40-44	45-49	50-54	55-59	60-64	OVER 64	TOTAL
<u>DISTRIBUTION</u>																		
OPIUM/COCAINE & DERIVATIVES	M	3	15	13	7	8	9	15	85	60	25	20	7	21	10	5	0	303
	F	1	0	0	1	2	3	3	26	20	10	4	1	1	0	0	0	72
MARIJUANA	M	8	9	20	10	11	10	7	29	18	12	6	2	0	1	0	0	143
	F	0	0	4	0	0	0	6	9	0	1	0	2	1	0	0	0	23
SYNTHETIC NARCOTICS	M	0	1	1	0	1	0	0	3	1	0	0	0	0	0	0	0	7
	F	0	0	1	0	0	0	2	0	1	1	1	0	0	0	0	0	6
OTHER DANGEROUS NON-NARCOTIC DRUG	M	0	1	1	1	2	0	4	4	5	2	0	0	0	0	0	0	20
	F	0	0	0	0	0	0	2	4	5	0	0	0	0	0	0	0	11
<u>UNSPECIFIED DRUG LAWS</u>	M	0	7	4	7	4	3	5	32	23	11	10	5	4	5	0	2	122
	F	1	0	0	0	2	3	2	3	20	6	1	2	1	0	0	1	42
GAMBLING	M	6	8	6	6	4	7	2	56	71	80	93	70	49	44	32	36	570
	F	0	0	0	1	1	0	0	4	13	17	23	8	7	4	2	6	86
OFFENSES AGAINST FAMILY	M	10	12	10	17	35	27	22	146	110	67	49	30	22	7	5	4	573
	F	1	0	1	1	4	5	6	19	12	8	1	1	3	1	0	0	63
DRIVING UNDER INFLUENCE	M	63	115	153	247	212	203	252	1,095	992	692	473	311	223	132	83	52	5,298
	F	2	6	18	24	23	19	19	118	118	64	49	30	7	14	3	5	519
LIQUOR LAWS	M	150	189	178	131	113	95	86	289	178	96	54	28	20	6	6	8	1,627
	F	34	26	16	11	8	7	4	23	6	7	4	5	0	0	0	0	151
DISORDERLY CONDUCT	M	22	30	33	48	38	43	32	130	94	48	18	12	5	6	9	4	572
	F	5	9	7	8	14	6	8	47	44	21	8	7	3	0	1	2	190
ALL OTHER OFFENSES	M	246	375	488	473	427	479	492	2,003	1,503	784	500	224	174	103	65	68	8,404
	F	24	43	51	43	76	77	80	336	212	155	93	37	27	18	6	13	1,291
TOTAL		1,370	1,632	1,624	1,646	1,586	1,601	1,595	6,748	5,097	3,036	1,888	1,089	801	506	334	392	30,945

RACE OF ADULTS ARRESTED, 1987

OFFENSES	SEX	CAUC	CHNS	FILP	HAWN	JPNS	KORN	BLCK	SAMN	AMER INDN	OTHR	TOTAL
MURDER & NN MANSLAUGHTER	M	7	0	23	10	2	0	6	5	0	4	57
	F	0	0	0	3	0	0	0	0	0	0	3
MANSLAUGHTER (NEGLIGENT)	M	4	0	2	1	0	1	1	0	0	2	11
	F	0	0	0	2	0	0	0	0	0	0	2
FORCIBLE RAPE	M	21	2	12	16	6	1	12	8	0	7	85
	F	0	0	0	0	0	0	0	0	0	0	0
ROBBERY	M	58	3	37	49	19	0	33	28	0	23	250
	F	10	0	7	2	3	1	6	2	0	7	38
AGGRAVATED ASSAULT	M	64	5	67	63	15	3	13	42	0	38	310
	F	11	0	7	9	4	0	2	5	0	4	42
BURGLARY	M	184	7	73	197	10	7	33	26	2	90	629
	F	21	0	5	25	1	0	1	1	0	4	58
LARCENY-THEFT	M	964	85	248	357	187	28	137	81	3	219	2,309
	F	424	65	135	198	122	28	41	79	0	80	1,172
AUTO THEFT	M	60	2	37	102	11	3	18	15	1	17	266
	F	11	1	4	6	0	0	2	1	0	4	29
OTHER ASSAULTS	M	430	12	101	309	58	29	111	116	3	136	1,305
	F	65	2	9	46	6	12	10	8	1	14	173
ARSON	M	7	0	2	3	1	0	1	0	0	2	16
	F	0	0	0	0	0	0	1	0	0	2	3
FORGERY & COUNTERFEITING	M	43	1	10	19	10	0	7	2	0	8	100
	F	39	0	8	15	10	1	5	0	0	5	83
FRAUD	M	173	1	10	29	64	0	33	3	0	15	328
	F	40	3	10	38	13	2	6	2	0	5	119

RACE OF ADULTS ARRESTED, 1987

<u>OFFENSES</u>	SEX	CAUC	CHNS	FILP	HAWN	JPNS	KORN	BLCK	SAMN	AMER INDN	OTHR	TOTAL
EMBEZZLEMENT	M	3	0	0	0	8	0	0	0	0	0	11
	F	4	0	4	3	2	0	0	1	0	0	14
STOLEN PROPERTY	M	33	2	23	25	5	0	6	1	0	27	122
	F	5	0	4	6	0	0	1	0	0	0	16
VANDALISM	M	165	6	36	111	27	8	16	33	2	49	453
	F	23	0	1	17	0	2	2	2	0	6	53
WEAPONS	M	108	11	115	41	31	4	28	16	0	28	382
	F	12	1	6	4	2	0	0	0	0	0	25
PROSTITUTION	M	16	5	13	23	5	0	6	9	0	8	85
	F	177	1	9	13	1	2	59	1	1	15	279
SEX OFFENSES	M	61	4	15	29	7	2	12	3	0	16	149
	F	3	0	0	0	0	0	0	0	0	1	4
DRUG LAWS TOTAL	M	825	34	229	445	221	22	182	50	2	192	2,202
	F	196	4	20	108	18	16	14	16	1	25	418
<u>POSSESSION</u>												
OPIUM/COCAINE & DERIVATIVES	M	88	11	54	63	53	3	52	6	0	37	367
	F	48	1	3	23	4	5	3	1	0	7	95
MARIJUANA	M	537	17	111	224	103	12	81	24	0	86	1,195
	F	73	2	12	29	9	4	11	4	1	9	154
SYNTHETIC NARCOTICS	M	3	0	2	1	1	0	0	1	0	4	12
	F	2	0	0	0	0	0	0	1	0	0	3
OTHER DANGEROUS NON-NARCOTIC DRUG	M	9	0	7	6	9	0	0	0	0	2	33
	F	5	0	1	4	0	0	0	1	0	1	12

RACE OF ADULTS ARRESTED, 1987

<u>OFFENSES</u>	SEX	CAUC	CHNS	FILP	HAWN	JPNS	KORN	BLCK	SAMN	AMER INDN	OTHR	TOTAL
<u>DISTRIBUTION</u>												
OPIUM/COCAINE & DERIVATIVES	M	80	2	31	77	24	2	32	13	1	41	303
	F	38	0	2	25	1	4	0	0	0	2	72
MARIJUANA	M	54	1	9	44	9	4	9	5	0	8	143
	F	10	0	0	6	1	3	0	1	0	2	23
SYNTHETIC NARCOTICS	M	4	0	1	2	0	0	0	0	0	0	7
	F	0	0	1	2	0	0	0	2	0	1	6
OTHER DANGEROUS NON-NARCOTIC DRUG	M	10	0	2	5	2	0	0	0	0	1	20
	F	0	0	0	9	0	0	0	2	0	0	11
<u>UNSPECIFIED DRUG LAWS</u>	M	40	3	12	23	20	1	8	1	1	13	122
	F	20	1	1	10	3	0	0	4	0	3	42
GAMBLING	M	31	17	351	39	103	8	0	0	0	21	570
	F	1	5	41	7	10	8	0	1	0	13	86
OFFENSES AGAINST FAMILY	M	147	16	93	120	25	9	62	26	0	75	573
	F	17	2	10	16	2	4	5	4	0	3	63
DRIVING UNDER INFLUENCE	M	2,207	114	537	675	801	113	210	192	2	447	5,298
	F	242	15	23	77	48	55	9	16	0	34	519
LIQUOR LAWS	M	637	20	202	301	121	12	85	94	3	152	1,627
	F	60	1	16	32	21	4	1	9	0	7	151
DISORDERLY CONDUCT	M	212	10	47	121	22	10	48	41	1	60	572
	F	77	2	10	51	9	15	10	6	1	9	190
ALL OTHER OFFENSES	M	3,054	201	902	1,760	491	97	628	439	32	800	8,404
	F	533	27	108	298	57	44	59	68	2	95	1,291
TOTAL		11,485	687	3,622	5,821	2,579	551	1,922	1,452	57	2,769	30,945

NUMBER AND DISPOSITIONS OF JUVENILES ARRESTED, 1987

	<u>ARRESTS</u>	<u>RELEASED WITHOUT CHARGES</u>	<u>COUNSELED AND RELEASED</u>	<u>OTHER AGENCIES</u>	<u>FAMILY COURT</u>
MURDER & NN MANSLAUGHTER	7	3	0	0	2
MANSLAUGHTER (NEGLIGENT)	0	0	0	0	0
FORCIBLE RAPE	21	8	0	0	10
ROBBERY	142	76	0	0	59
AGGRAVATED ASSAULT	67	33	2	0	26
BURGLARY	645	210	8	0	403
LARCENY-THEFT	3,175	305	1,445	0	1,140
AUTO THEFT	460	236	0	0	153
TOTAL PART I CLASSES	4,517	871	1,455	0	1,793
OTHER ASSAULTS	760	27	175	0	508
ARSON	28	2	5	0	21
FORGERY & COUNTERFEITING	11	3	0	0	8
FRAUD	23	5	4	0	13
EMBEZZLEMENT	1	1	0	0	0
STOLEN PROPERTY	46	14	3	0	28
VANDALISM	556	47	72	0	426
WEAPONS	76	15	11	0	39
PROSTITUTION	6	1	0	0	5
SEX OFFENSES	49	15	4	0	28
DRUG LAWS	397	46	94	0	224
GAMBLING	36	0	18	0	15
OFFENSES AGAINST FAMILY	9	0	4	0	5
DRIVING UNDER INFLUENCE	56	16	4	27	9
LIQUOR LAWS	400	7	204	0	183
DISORDERLY CONDUCT	61	1	15	0	42
ALL OTHER OFFENSES	972	109	264	53	507
DELINQUENT CHILD	4,286	77	1,564	3	2,597
TOTAL PART II CLASSES	7,773	386	2,441	83	4,658
TOTAL BOTH CLASSES	12,290	1,257	3,896	83	6,451

AGE, SEX AND RACE OF JUVENILES ARRESTED, 1987

OFFENSES	SEX	UNDER						TOTAL	CAUC	CHNS	FILP	HAWN	JPNS	KORN	BLCK	SAMN	AMER	
		10	10-12	13-14	15	16	17										INDN	OTHR
MURDER & NN MANSLAUGHTER	M	0	0	0	0	2	4	6	0	0	6	0	0	0	0	0	0	0
	F	0	0	0	0	0	1	1	0	0	0	0	0	0	0	0	0	1
MANSLAUGHTER (NEGLIGENT)	M	0	0	0	0	0	0	0	0	0	0	0	0	0	0	0	0	0
	F	0	0	0	0	0	0	0	0	0	0	0	0	0	0	0	0	0
FORCIBLE RAPE	M	0	4	1	2	6	5	18	1	0	3	8	1	0	0	2	0	3
	F	0	0	0	3	0	0	3	0	0	0	0	0	0	0	3	0	0
ROBBERY	M	0	12	37	22	42	17	130	16	1	17	34	3	0	5	49	0	5
	F	0	1	5	1	3	2	12	0	0	0	4	0	0	0	8	0	0
AGGRAVATED ASSAULT	M	1	2	10	8	23	16	60	5	0	10	26	3	0	0	10	0	6
	F	0	0	3	0	2	2	7	1	0	0	3	0	0	1	1	0	1
BURGLARY	M	19	42	207	98	118	125	609	99	4	67	257	16	5	16	95	0	50
	F	2	3	9	8	9	5	36	6	0	2	20	0	0	2	3	0	3
LARCENY-THEFT	M	112	378	673	338	386	346	2,233	392	69	341	760	153	47	46	212	0	213
	F	15	158	318	174	160	117	942	196	19	120	354	79	11	17	83	0	63
AUTO THEFT	M	0	8	148	53	111	67	387	28	0	74	112	4	4	3	122	0	40
	F	0	1	18	18	22	14	73	8	0	11	34	3	4	2	4	0	7
OTHER ASSAULTS	M	3	49	130	108	148	153	591	89	7	93	209	15	7	19	98	0	54
	F	2	7	67	32	34	27	169	17	1	28	68	2	1	10	27	0	15
ARSON	M	3	2	2	6	9	3	25	2	0	5	8	0	0	1	3	0	6
	F	0	0	3	0	0	0	3	1	0	1	1	0	0	0	0	0	0
FORGERY & COUNTERFEITING	M	0	0	0	0	3	0	3	0	0	0	2	0	0	1	0	0	0
	F	0	0	2	1	4	1	8	2	0	4	0	2	0	0	0	0	0
FRAUD	M	0	1	1	2	3	8	15	9	0	3	1	0	0	1	0	0	1
	F	0	0	2	0	2	4	8	1	0	3	3	0	0	0	1	0	0

AGE, SEX AND RACE OF JUVENILES ARRESTED, 1987

OFFENSES	SEX	UNDER						TOTAL	CAUC	CHNS	FILP	HAWN	JPNS	KORN	BLCK	SAMN	AMER INDN	OTHR
		10	10-12	13-14	15	16	17											
<u>DISTRIBUTION</u>																		
OPIUM/COCAINE & DERIVATIVES	M	0	0	4	2	2	7	15	3	0	0	11	0	0	0	0	0	1
	F	0	0	0	0	0	0	0	0	0	0	0	0	0	0	0	0	0
MARIJUANA	M	0	0	1	2	8	10	21	3	0	0	16	0	0	0	2	0	0
	F	0	0	0	0	0	0	0	0	0	0	0	0	0	0	0	0	0
SYNTHETIC NARCOTICS	M	0	0	0	0	0	0	0	0	0	0	0	0	0	0	0	0	0
	F	0	0	0	0	0	0	0	0	0	0	0	0	0	0	0	0	0
OTHER DANGEROUS NON-NARCOTIC DRUG	M	0	0	0	0	0	0	0	0	0	0	0	0	0	0	0	0	0
	F	0	0	0	0	0	0	0	0	0	0	0	0	0	0	0	0	0
<u>UNSPECIFIED DRUG LAWS</u>	M	0	0	0	1	4	8	13	1	0	0	10	0	0	0	1	0	1
	F	0	0	0	0	5	2	7	6	0	0	0	0	1	0	0	0	0
GAMBLING	M	0	2	15	5	8	6	36	2	0	10	20	1	0	1	0	0	2
	F	0	0	0	0	0	0	0	0	0	0	0	0	0	0	0	0	0
OFFENSES AGAINST FAMILY	M	0	0	0	1	3	2	6	1	0	2	2	1	0	0	0	0	0
	F	0	0	2	0	1	0	3	1	0	0	2	0	0	0	0	0	0
DRIVING UNDER INFLUENCE	M	0	0	2	4	13	29	48	14	0	4	12	11	0	1	1	0	5
	F	0	0	0	4	2	2	8	3	0	0	2	1	0	0	0	0	2
LIQUOR LAWS	M	0	0	21	27	104	147	299	91	2	31	103	22	3	4	6	0	37
	F	0	0	11	22	27	41	101	47	0	11	27	3	1	1	2	0	9
DISORDERLY CONDUCT	M	0	3	4	8	14	19	48	6	0	2	21	0	0	3	8	0	8
	F	0	3	2	1	5	2	13	4	0	0	4	0	0	1	3	0	1
ALL OTHER OFFENSES	M	6	60	164	128	217	191	766	146	19	140	268	36	8	15	64	0	70
	F	6	14	60	42	42	42	206	47	2	21	61	2	4	1	22	0	46

AGE, SEX AND RACE OF JUVENILES ARRESTED, 1987

OFFENSES	SEX	UNDER						TOTAL	CAUC	CHNS	FILP	HAWN	JPNS	KORN	BLCK	AMER		
		10	10-12	13-14	15	16	17									INDN	OTHR	
DELINQUENT CHILD - TOTAL	M	14	118	604	593	557	438	2,324	529	30	430	812	111	28	81	115	0	188
	F	4	79	657	537	427	258	1,962	501	13	293	689	116	24	57	81	0	188
CURFEW-LOITERING	M	1	30	200	180	4	2	417	70	11	101	145	21	5	3	33	0	28
	F	0	15	93	103	1	1	213	58	1	47	63	14	3	6	3	0	18
RUNAWAY	M	6	43	123	124	102	70	468	121	3	46	200	21	2	26	22	0	27
	F	2	34	304	204	158	102	804	230	5	79	304	51	10	36	27	0	62
INCORRIGIBLE	M	4	29	113	104	114	95	459	133	2	47	169	20	1	30	20	0	37
	F	1	22	132	98	92	40	385	94	4	57	135	24	2	8	18	0	43
PINS	M	3	5	11	26	72	78	195	46	1	40	60	12	4	6	6	0	20
	F	0	1	9	11	39	31	91	44	0	11	20	1	0	2	4	0	9
TRUANCY	M	0	11	155	159	262	193	780	156	13	195	238	37	16	16	34	0	75
	F	1	7	119	121	136	83	467	75	3	98	167	26	9	5	28	0	56
OTHERS	M	0	0	2	0	3	0	5	3	0	1	0	0	0	0	0	0	1
	F	0	0	0	0	1	1	2	0	0	1	0	0	0	0	1	0	0
GRAND TOTAL		199	1,036	3,431	2,454	2,799	2,371	12,290	2,469	198	1,900	4,345	676	162	317	1,092	0	1,131

JUVENILE ARRESTS BY SCHOOL
PART I & PART II OFFENSES, 1987

PUBLIC SCHOOLS

<u>HONOLULU DISTRICT</u>	<u>PART I</u>	<u>PART II</u>	<u>HONOLULU DISTRICT</u>	<u>PART I</u>	<u>PART II</u>
AINA HAINA ELEMENTARY	0	0	KOKO HEAD ELEMENTARY	1	0
ALA WAI ELEMENTARY	13	2	KUHIO ELEMENTARY	17	2
ALIOLANI ELEMENTARY	2	1	KAISER HIGH	39	111
ANUENUE ELEMENTARY	7	4	LANAKILA ELEMENTARY	11	1
BOOTH MEMORIAL	0	0	LIHOLIHO ELEMENTARY	2	0
CENTRAL INTERMEDIATE	52	54	LIKELIKE ELEMENTARY	10	1
DOLE INTERMEDIATE	155	154	LILIUOKALANI ELEMENTARY	0	4
FARRINGTON HIGH	172	397	LINAPUNI ELEMENTARY	1	0
FERN ELEMENTARY	19	2	LINCOLN ELEMENTARY	11	2
HAHAIONE ELEMENTARY	0	0	LUNALILO ELEMENTARY	2	1
HOKULANI ELEMENTARY	1	0	MAEMAE ELEMENTARY	3	1
JARRETT INTERMEDIATE	15	9	MANOA ELEMENTARY	0	0
JEFFERSON ELEMENTARY	2	13	MCKINLEY HIGH	228	355
KAAHUMANU ELEMENTARY	6	1	NIU VALLEY INTERMEDIATE	20	19
KAEWAI ELEMENTARY	7	1	NOELANI ELEMENTARY	0	0
KAHALA ELEMENTARY	0	0	PALOLO ELEMENTARY	2	3
KAIMUKI HIGH	154	251	PAUOA ELEMENTARY	2	0
KAIMUKI INTERMEDIATE	24	39	PUUHALE ELEMENTARY	8	1
KAIULANI ELEMENTARY	7	1	ROOSEVELT HIGH	78	154
KALAKAUA INTERMEDIATE	121	234	ROYAL ELEMENTARY	3	1
KALANI HIGH	40	110	SALVATION ARMY	15	72
KALIHI ELEMENTARY	5	0	STEVENSON INTERMEDIATE	32	36
KALIHI KAI ELEMENTARY	25	7	WAIALAE ELEMENTARY	2	2
KALIHI UKA ELEMENTARY	2	0	WAIKIKI ELEMENTARY	0	0
KALIHI WAENA ELEMENTARY	10	4	WAILUPE VALLEY ELEMENTARY	0	0
KAMILOIKI ELEMENTARY	0	1	WASHINGTON INTERMEDIATE	72	64
KAPALAMA ELEMENTARY	16	1	WILSON ELEMENTARY	2	1
KAULUWELA ELEMENTARY	4	15			
KAWANANAKOA INTERMEDIATE	49	32	TOTAL	1,469	2,164

JUVENILE ARRESTS BY SCHOOL
PART I & PART II OFFENSES, 1987

PUBLIC SCHOOLS

<u>LEEWARD SCHOOL DISTRICT</u>	<u>PART I</u>	<u>PART II</u>	<u>CENTRAL OAHU DISTRICT</u>	<u>PART I</u>	<u>PART II</u>
AUGUST AHRENS ELEMENTARY	7	5	AIEA ELEMENTARY	5	1
BARBERS POINT ELEMENTARY	0	4	AIEA HIGH	89	169
CAMPBELL HIGH	142	286	AIEA INTERMEDIATE	62	30
EWA ELEMENTARY	1	0	ALIAMANU ELEMENTARY	1	2
EWA BEACH ELEMENTARY	1	2	ALIAMANU INTERMEDIATE	42	60
HIGHLANDS INTERMEDIATE	36	25	HALE KULA ELEMENTARY	0	0
HONOWAI ELEMENTARY	15	2	HALEIWA ELEMENTARY	6	1
ILIMA INTERMEDIATE	27	82	HALEMANO ELEMENTARY	0	8
IROQUOIS POINT ELEMENTARY	0	0	ILIAHI ELEMENTARY	1	8
KAIMILOA ELEMENTARY	2	0	KAALA ELEMENTARY	5	2
KANOELANI ELEMENTARY	0	0	KIPAPA ELEMENTARY	8	4
LEIHOKU ELEMENTARY	3	2	MAKALAPA ELEMENTARY	0	0
LEHUA ELEMENTARY	1	0	MILILANI HIGH	101	223
MAILI ELEMENTARY	7	5	LEILEHUA HIGH	72	200
MAKAHA ELEMENTARY	2	1	MILILANI-UKA ELEMENTARY	5	0
MAKAKILO ELEMENTARY	0	0	MILILANI-WAENA ELEMENTARY	4	2
MANANA ELEMENTARY	2	0	MOANALUA HIGH	53	223
MAUKA LANI ELEMENTARY	2	1	MOANALUA INTERMEDIATE	5	2
NANAIAKAPONO ELEMENTARY	2	3	MOANALUA ELEMENTARY	1	0
NANAKULI ELEMENTARY	0	1	MOKULELE ELEMENTARY	3	1
NANAKULI HIGH-INTERMEDIATE	81	117	NIMITZ ELEMENTARY	0	2
PALISADES ELEMENTARY	1	0	PEARL HARBOR ELEMENTARY	1	3
PEARL CITY ELEMENTARY	3	1	PEARL HARBOR KAI ELEMENTARY	2	0
PEARL CITY HIGHLANDS ELEMENTARY	14	19	PEARL RIDGE ELEMENTARY	0	0
POHAKEA ELEMENTARY	3	1	RADFORD HIGH	53	174
PEARL CITY HIGH	99	260	RED HILL ELEMENTARY	1	0
WAI AU ELEMENTARY	2	1	SALT LAKE ELEMENTARY	4	1
WAIANA E ELEMENTARY	9	0	SCOTT ELEMENTARY	3	0
WAIANA E HIGH	190	279	SOLOMON ELEMENTARY	0	6
WAIANA E INTERMEDIATE	84	76	SUNSET BEACH ELEMENTARY	2	0
WAI PAHU ELEMENTARY	20	10	WAHIAWA ELEMENTARY	3	7
WAI PAHU HIGH	87	200	WAHIAWA INTERMEDIATE	52	40
WAI PAHU INTERMEDIATE	77	77	WAI ALUA ELEMENTARY	5	3
			WAI ALUA HIGH-INTERMEDIATE	78	102
TOTAL	920	1,460	WAIMALU ELEMENTARY	5	2
			WHEELER INTERMEDIATE	28	31
			TOTAL	701	1,307

JUVENILE ARRESTS BY SCHOOL
PART I & PART II OFFENSES, 1987

PUBLIC SCHOOLS

<u>WINDWARD SCHOOL DISTRICT</u>	<u>PART I</u>	<u>PART II</u>
AHUIMANU ELEMENTARY	3	0
AIKAHI ELEMENTARY	0	0
CASTLE HIGH	191	240
ENCHANTED LAKE ELEMENTARY	0	0
HAUULA ELEMENTARY	7	0
HEEIA ELEMENTARY	3	0
KAAWA ELEMENTARY	1	0
KAELEPULU ELEMENTARY	0	0
KAHALUU ELEMENTARY	3	0
KAHUKU ELEMENTARY-HIGH	78	185
KAILUA ELEMENTARY	3	1
KAILUA HIGH	143	159
KAILUA INTERMEDIATE	14	39
KAINALU ELEMENTARY	3	1
KALAHEO ELEMENTARY-HIGH	64	181
KANEOHE ELEMENTARY	5	0
KAPUNAHALA ELEMENTARY	3	0
KEOLU ELEMENTARY	0	0
KING INTERMEDIATE	85	45
LAIE ELEMENTARY	0	0
LANIKAI ELEMENTARY	1	0
MAUNAWILI ELEMENTARY	0	0
MOKAPU ELEMENTARY	0	0
PARKER ELEMENTARY	0	3
POPE ELEMENTARY	3	2
PUOHALA ELEMENTARY	3	0
WAI AHOLE ELEMENTARY	1	0
WAIMANALO ELEMENTARY AND INTERMEDIATE	7	12
TOTAL	621	868
 <u>ALL OTHER PUBLIC SCHOOLS</u>	 67	 50

JUVENILE ARRESTS BY SCHOOL
PART I & PART II OFFENSES, 1987

PRIVATE SCHOOLS

<u>HONOLULU DISTRICT</u>	<u>PART I</u>	<u>PART II</u>	<u>CENTRAL OAHU DISTRICT</u>	<u>PART I</u>	<u>PART II</u>
ACADEMY OF THE PACIFIC INT-HIGH	0	0	HOLY FAMILY ELEM-INTER	2	0
CATHEDRAL SCHOOL ELEM-INTER	2	0	OUR LADY OF SORROWS ELEM-INTER	1	0
DAMIEN MEMORIAL HIGH	12	24	OUR SAVIOR LUTHERAN ELEM-INTER	2	2
HANAHOULI ELEM	0	0	ST. ELIZABETH (AIEA) ELEM-INTER	2	0
HAWAII BAPTIST ACADEMY ELEM-HI	4	4	ST. MICHAEL'S ELEM-INTER	0	0
HAWAII SCHOOL FOR GIRLS INT-HI	1	5	SUNSET BEACH CHRISTIAN ELEM-INTER	0	0
HAWAIIAN MISSION ACAD ELEM-INT	1	0	TRINITY LUTHERN ELEM-INTER	0	0
HAWAIIAN MISSION ACADEMY HIGH	12	4	TOTAL	7	2
ACADEMY OF THE PACIFIC INT-HI	3	19			
HOLY TRINITY ELEMENTARY-INTER	0	0	<u>LEEWARD-OAHU DISTRICT</u>		
IOLANI ELEM-HIGH	13	9	LANAKILA BAPTIST ELEM-HIGH	1	4
ISLAND PARADISE ELEMENTARY	0	0	OUR LADY OF GOOD COUNSEL ELEM-INT	0	0
KAMEHAMEHA HIGH DIV	42	17	ST. JOSEPH'S ELEM-INT	0	0
KAMEHAMEHA INTERMEDIATE DIV	0	0	TOTAL	1	4
MARYKNOLL GRADE ELEM-INTER	2	2	<u>WINDWARD OAHU DISTRICT</u>		
MARYKNOLL HIGH	12	14	LE JARDIN ACADEMY ELEM-INT	0	0
MID-PACIFIC INSTITUTE INTER-HI	26	11	ST. ANN'S ELEM-INT	1	0
OUR REDEEMER LUTHERAN ELEM-HI	1	9	ST. ANTHONY'S (KAILUA) ELEM-INT	1	0
PACIFIC PREPARATORY ACADEMY	0	0	ST. JOHN VIANNEY ELEM-INT	1	0
PUNAHOU ACADEMY HIGH	16	25	ST. MARK LUTHERAN ELEM-INT	3	1
PUNAHOU JUNIOR ELEM-INTER	0	0	WINDWARD PREPARATORY ELEM-INT	0	0
SACRED HEARTS ACADEMY ELEM-INT	2	0	TOTAL	6	1
SACRED HEARTS ACADEMY HIGH	6	10			
ST. ANDREW'S PRIORY ELEM-HIGH	4	2	<u>ALL OTHER PRIVATE SCHOOLS</u>	35	19
ST. ANTHONY'S (KALIHI) ELEM-INTER	2	3			
ST. ELIZABETH (720 N. KING)	1	0			
ST. FRANCIS HIGH-INTER	10	3			
ST. JOHN THE BAPTIST ELEM-INTER	2	0			
ST. LOUIS INTER-HIGH	23	39			
ST. PATRICK ELEM-INTER	8	0			
ST. THERESA'S ELEM-INTER	4	0			
STAR OF THE SEA HIGH	7	2			
UNIVERSITY LAB SCHOOL ELEM-HI	6	7			
TOTAL	222	209			

JUVENILE ARRESTS BY SCHOOL
PART I & PART II OFFENSES, 1987

PRIVATE SCHOOLS

<u>SPECIAL EDUCATION</u>	<u>PART I</u>	<u>PART II</u>	<u>TOTAL</u>	<u>PART I</u>	<u>PART II</u>
OLOMANA (SPECIAL SCHOOL)	57	149	NON-STUDENTS	205	393
SPECIAL EDUCATION CNTR OF OAHU	0	0	OUTSIDE ISLE STUDENTS	30	35
VARIETY CLUB	0	0	OUT OF STATE STUDENTS	54	64
ARMED SERVICES SP ED AND TRNG	0	0	PALAMA SETTLEMENT	10	53
			ALL OTHER	173	392
 TOTAL	 57	 149			

COLLEGES

PRIVATE AND PUBLIC

CHAMINADE COLLEGE OF HON	0	0			
HONOLULU COMMUNITY COLLEGE	3	1			
KAPIOLANI COMMUNITY COLLEGE	0	0			
LEEWARD COMMUNITY COLLEGE	1	2			
UNIVERSITY OF HAWAII	2	2			
ALL OTHER COLLEGES	1	3			
 TOTAL	 7	 8	GRAND TOTAL	4,518	6,976