


CR-Sent
11-15-88



Neil Goldschmidt
GOVERNOR

REPORT OF
CRIMINAL OFFENSES
AND ARRESTS
1986

CR-Sent mfi

112232

TIVE DEPARTMENT

ller

IFORCEMENT
YSTEM

112232

REPORT OF
CRIMINAL OFFENSES AND ARRESTS
1986

This report was prepared by the Law Enforcement Data System from information provided through the Oregon Uniform Crime Reporting program by Oregon Law Enforcement Agencies for 1986.

Additional information relating to this report or the Oregon Uniform Crime Reporting program may be obtained by contacting:

Law Enforcement Data System
155 Cottage Street, N.E.
Salem, Oregon 97310
(503) 378-3057

JUNE 1988

112232

U.S. Department of Justice
National Institute of Justice

This document has been reproduced exactly as received from the person or organization originating it. Points of view or opinions stated in this document are those of the authors and do not necessarily represent the official position or policies of the National Institute of Justice.

Permission to reproduce this copyrighted material has been granted by
Law Enforcement Data System

to the National Criminal Justice Reference Service (NCJRS).

Further reproduction outside of the NCJRS system requires permission of the copyright owner.

NCJRS

JUL 14 1988

ACQUISITIONS

T A B L E O F C O N T E N T S

	Page
INTRODUCTION.	v
SECTION - 1 SUMMARY.	1-1
SUMMARY.	1-3
CRIMINAL OFFENSES BY CENTER OF POPULATION.	1-6
CRIMINAL OFFENSES BY GEOGRAPHIC DISTRIBUTION	1-6
REPORTED CRIME BY TYPE OF JURISDICTION	1-6
OREGON CRIME CLOCK	1-7
COMPARISON OF OFFENSES BY TYPE, 1985 and 1986.	1-8
COMPARISON OF ARRESTS BY TYPE, 1985 and 1986	1-9
OFFENSE HISTORY - 10 YEAR PROFILE.	1-10
ARREST HISTORY - 10 YEAR PROFILE	1-11
PART-I INDEX and PART II OFFENSE and RATES, 1985 and 1986.	1-12
PART-I INDEX and PART II ARRESTS, 1985 and 1986.	1-12
SECTION 2 STATEWIDE OFFENSE PROFILE	2-1
DISTRIBUTION OF OFFENSES BY MAJOR GROUP, 1986.	2-3
DISTRIBUTION OF CRIMES AGAINST PERSONS, 1986	2-4
CRIMES AGAINST PERSONS - OFFENSES, ARRESTS, PROPERTY LOSS and RECOVERY.	2-5
MURDER BY TYPE.	2-6
MURDER VICTIM BY AGE.	2-6
NEGLIGENT HOMICIDE.	2-7
OTHER SEX CRIMES BY TYPE and VICTIM	2-8
OTHER SEX CRIMES - TEN YEAR PROFILE	2-8
OFFENSES BY FORCE ELEMENT	2-9
DISTRIBUTION OF CRIMES AGAINST PROPERTY, 1986	2-10
CRIMES AGAINST PROPERTY - OFFENSES, ARRESTS, PROPERTY LOSS and RECOVERY	2-11

REPORTED LOSS and RECOVERED VALUES BY TYPE OF PROPERTY.	2-14
DISTRIBUTION OF BEHAVIORAL CRIMES, 1986	2-16
BEHAVIORAL CRIMES - OFFENSES AND ARRESTS	2-17
DRUG LAW OFFENSES BY TYPE OF DRUG and ACTIVITY, 1986.	2-20
DRUG LAW ARRESTS BY TYPE OF DRUG and ACTIVITY, 1986	2-21
DRUG LAW OFFENSES BY COUNTY and TYPE, 1986.	2-22
DRUG LAW ARRESTS BY COUNTY and TYPE, 1986	2-23
DRIVING UNDER the INFLUENCE OF INTOXICANTS.	2-24
D.U.I.I. ARRESTS DISTRIBUTED BY AGE	2-24
D.U.I.I. - TEN YEAR PROFILE	2-25
OFFENSES BY TYPE OF LOCATION WHERE CRIME OCCURRED - 1986	2-26
OFFENSES BY TIME OF OCCURRENCE - 1986	2-27
OFFENSES BY DAY OF WEEK - 1986.	2-28
OFFENSES DISTRIBUTED BY MONTH - 1986.	2-29
CRIMES AGAINST PERSONS HISTORY.	2-31
CRIMES AGAINST PROPERTY HISTORY	2-32
SECTION - 3 COUNTY RANKINGS and TEN-YEAR PROFILE.	3-1
OREGON COUNTIES - POPULATION, CRIME VOLUME and RATE RANKINGS FOR 1986.	3-2
STATEWIDE OFFENSE TEN YEAR PROFILE.	3-4
COUNTY TEN YEAR PROFILE	3-5
SECTION - 4 STATE AND COUNTY ARREST INFORMATION	4-1
STATEWIDE ARRESTS BY AGE - 1986	4-3
STATEWIDE MALES ARRESTED BY AGE - 1986.	4-4
STATEWIDE FEMALES ARRESTED BY AGE - 1986.	4-5
STATEWIDE ARRESTS BY RACE - 1986.	4-6

	Page
NUMBER OF PERSONS ARRESTED and NUMBER OF ADDITIONAL CHARGES FOR THOSE PERSONS ARRESTED - 1986	4-7
NUMBER OF ARRESTS BY COUNTY and AGE FOR 36 OREGON COUNTIES - 1986	4-9
SECTION - 5 LAW ENFORCEMENT EMPLOYEE DATA AND OFFICER ASSAULTED INFORMATION.	5-1
LAW ENFORCEMENT EMPLOYEE DATA - STATEWIDE - 1986.	5-2
LAW ENFORCEMENT OFFICERS AND TOTAL LAW ENFORCEMENT AGENCY STAFF BY COUNTY, 1986.	5-3
LAW ENFORCEMENT OFFICERS ASSAULTED BY WEAPON and ACTIVITY - 1986.	5-4
LAW ENFORCEMENT OFFICERS ASSAULTED BY WEAPON and ACTIVITY, 1983 through 1986.	5-5
OFFICER ASSAULTS BY TIME OF DAY.	5-6
OFFICER ASSAULTS BY TYPE OF DEPARTMENT 1982 thru 1986.	5-6
LAW ENFORCEMENT OFFICERS ASSAULTED BY COUNTY WITH INJURY AND WITHOUT INJURY - 1986.	5-7
LAW ENFORCMENT OFFICERS ASSAULTED BY COUNTY - 1982 THRU 1986	5-8
SECTION - 6 AGENCY SUMMARY AND DETAIL TABLES	6-1
AGENCY DETAIL TABLES	6-2
STATE and COUNTY CRIME DISTRIBUTION BY INCORPORATED and UNINCORPORATED JURISDICTIONS	6-51
COUNTY CRIME DISTRIBUTION BY INCORPORATED and UNINCORPORATED JURISDICTIONS.	6-53
SECTION - 7 APPENDICES	7-1
APPENDIX - A ABBREVIATED CRIME REPORTING DEFINITIONS	7-3
CRIMES AGAINST PERSONS.	7-3
CRIMES AGAINST PROPERTY	7-4
BEHAVIORAL CRIMES	7-5
APPENDIX - B STATISTICAL METHODS	7-7

I N T R O D U C T I O N

This report for 1986 represents the third year of transition in presentation from reports of prior years. Except for several Tables in Section 2, information is presented in the new set of offense groups, instead of "Part I-Index" and "Part II" offenses as in the past. The order of Part I-Index and Part II is maintained in arrest section 4.

We believe this change will contribute to the usefulness of the report to its readers. If you, as a user of crime statistics in Oregon, have comments or questions about this change in approach, or other aspects of this report, we would be pleased to hear from you.

The new offense groups are described below.

CRIMES AGAINST PERSONS: Criminal offenses where the victim is present and the act is violent or threatening or has the potential of being physically harmful.

Willful Murder	Extortion
Negligent Homicide	Robbery
Forcible Rape	Purse-snatch
Other Sex Crimes	Aggravated Assault
Kidnapping	Simple Assault

CRIMES AGAINST PROPERTY: Offenses that involve taking something of value by theft or deception or the destruction of property.

Burglary	Fraud
Larceny	Embezzlement
Motor Vehicle Theft	Stolen Property (Buy, Sell, Possess)
Arson	Vandalism
Forgery	

BEHAVIORAL CRIMES: Criminal offenses that violate laws relating to personal conduct, responsibility and public order. Although not necessarily violent or property offenses in themselves, they may often contribute to other criminal acts.

Weapons Regulation Laws	Liquor Laws
Prostitution	Disorderly Conduct
Drug Laws	All Other Offenses (Except Traffic)
Gambling	Juvenile Curfew Violations
Crimes Against Family	Runaway Juveniles
D.U.I.I.	

S E C T I O N 1

S U M M A R Y

This section presents an overview of statewide statistics relating to criminal offenses and arrests for 1986.

S U M M A R Y

- . Total reported crime increased by 5.0% in 1986 compared to 1985.
- . The rate of all crimes increased by 6.0% from 13,496.4 per 100,000 population in 1985 to 14,307.3 per 100,000 population in 1986.
- . Crimes Against Persons increased 4.6% in 1986 and the rate per 100,000 population increased by 5.2% when compared to 1985.
- . 53 more murders were reported in 1986 than in 1985 for a percentage increase of 43.4%. 1986 reported the highest number for murder in the history of Oregon.
- . Reports of Forcible Rape increased by 0.9% and Other Sex Crimes decreased by 9.1%.
- . Robbery increased by 11.1%. The number of Bank Robberies increased by 40.1% from 227 Bank Robberies in 1985 to 318 in 1986.
- . Crimes Against Property increased by 5.2% in 1986 and the rate per 100,000 population increased by 5.9%.

Most notable among these were Burglary which increased by 4.3%, Larceny which increased by 5.5%, Motor Vehicle Theft which increased by 12.0%, Forgery which increased by 22.1% and Fraud which increased by 4.9%.
- . Behavioral Crimes increased by 6.0% when compared to 1985.
- . Driving Under the Influence of Intoxicants (DUII) offenses decreased by 5.9%.
- . Reported Drug Law offenses increased by 21.7% while arrests for Drug Law offenses increased by 17.2%.
- . Arrests for all crimes increased by 3.3% in 1986.
- . Arrests for Crimes Against Persons increased by 6.3% while arrests for Crimes Against Property increased by 5.2%. Arrests for Behavioral Crimes increased by 1.3%.
- . Total juvenile arrests increased by 2.6% in 1986 while adult arrests increased by 3.5%.
- . Juveniles accounted for 13.0% of arrests for Crimes Against Persons, 36.9% of Crimes Against Property and 22.2% of Behavioral Crimes and 25.6% of all arrests.

SUMMARY (Continued)

- . 17.7% of all arrests were for Driving Under the Influence of Intoxicants. 23.5% of all adult arrests were for DUII.
- . Property and money valued at \$147,756,121 were reported as stolen or destroyed by criminal acts in 1986. This was an increase of 5.9% over 1985. \$45,541,068 worth of property was reported recovered. This was an increase of 37.6% over the value of property recovered in 1985. Recovered motor vehicles were valued at \$26,243,656 and accounted for 57.6% of the total recovered property value.
- . 67.6% of the motor vehicles reported as stolen in Oregon during 1986 were recovered. This is an increase in the percentage of recovered vehicles compared to 1985 when 48.9% of the reported stolen vehicles were recovered.
- . The average material loss per criminal incident was the highest for Arson at \$9,344 per offense, followed by Embezzlement \$3,960, Motor Vehicle Theft at \$3,067, Burglary \$891, Robbery \$377, Larceny \$341, Fraud \$282, Forgery and Vandalism both at \$166, Purse-snatch \$149,. The average loss per Bank Robbery was \$904.

CRIMINAL OFFENSES BY CENTER OF POPULATION

Portland, Salem and Eugene combine to have 23.8% of the population and report 43.6% of the Crimes Against Persons, 39.2% of the Crimes Against Property, 27.2% of Behavioral Crimes, 36.5% of the Crime Total, and 43.8% of the Index Crimes.

Multnomah, Clackamas, Washington, Marion and Lane Counties contain 58.6% of the state's population with 67.6% of the Crimes Against Persons, 66.4% of Crimes Against Property, 50.1% of Behavioral Crimes, 62.4% of the Crime Total, and 70.7% of all Index Crimes.

CRIMINAL OFFENSES BY GEOGRAPHIC DISTRIBUTION

The 18 western counties with 86.8% of the population reported 90.5% of the Crimes Against Persons, 88.4% of Crimes Against Property, 86.7% of Behavioral Crimes, 89.0% of All Crime, and 91.0% of the Index Crimes.

REPORTED CRIME BY TYPE OF JURISDICTION

(Refer to Section 6)

In the broader sense, the 36 sheriffs' departments and the Oregon State Police report crime for the unincorporated, suburban, rural areas...While the police departments and the Oregon Liquor Control Commission report for the incorporated or urban locations. Local exceptions to this application are local communities which contract with sheriff's departments for law enforcement services.

Crime reports for the 36 sheriff's departments and the Oregon State Police are basically for suburban or rural areas in which 41.8 of the state's population resides. They reported 27.7% of the Crimes Against Persons, 24.4% of the Crimes Against Property, 32.2% of the Behavioral Crimes, 26.9% of the crime total, and 23.6% of the Index Crimes.

In comparison, the 144 police departments reporting for the incorporated areas which comprise 58.2% of the state population, reported 72.3% of the Crimes Against Persons, 75.6% of the Crimes Against Property, 67.8% of the Behavioral Crimes, 73.1% of the Crime Total, and 76.4% of all Index Crimes.

OREGON CRIME CLOCK

If crime occurred with clockwork regularity the 1986 volume in Oregon would work out as follows:

CLASSIFICATION	ONE OFFENSE EVERY:	AN AVERAGE WEEK WOULD HAVE
<u>CRIMES AGAINST PERSONS</u>		
Murder *	2 Days	3
Forcible Rape *	6 Hours & 22 Minutes	26
Other Sex Crimes	1 Hour & 8 Minutes	145
Kidnapping	15 Hours & 54 Minutes	12
Extortion	4 Days, 9 Hours & 36 Minutes	1
Robbery *	1 Hour & 36 Minutes	105
Purse-Snatch *	9 Hours & 20 Minutes	18
Aggravated Assault *	1 Hour & 8 Minutes	146
Simple Assault	23 Minutes	438
Crimes Against Persons	11 Minutes & 12 Seconds	840
<u>CRIMES AGAINST PROPERTY</u>		
Burglary *	10 Minutes	1,008
Larceny *	5 Minutes	2,016
Motor Vehicle Theft *	46 Minutes	219
Arson *	6 Hours & 6 Minutes	27
Forgery/Counterfeiting	1 Hour & 10 Minutes	144
Fraud	50 Minutes	201
Embezzlement	1 Day, 2 Hours & 10 Minutes	6
Stolen Property (Possession)	17 Hours & 9 Minutes	9
Vandalism	15 Minutes	672
Crimes Against Property	2 Minutes & 20 Seconds	4,383
<u>BEHAVIORAL CRIMES</u>		
Regulatory Weapons Laws	3 Hours & 30 Minutes	48
Prostitution	7 Hours & 18 Minutes	22
Drug Laws	52 Minutes	192
Gambling	8 Days	1
Offenses Against Family	5 Hours & 6 Minutes	32
D.U.I.I.	23 Minutes	431
Liquor Laws	53 Minutes	190
Disorderly Conduct	51 Minutes	197
All Other (Except Traffic)	18 Minutes	530
Runaway Juvenile	46 Minutes	219
Behavioral Crime	5 Minutes & 12 Seconds	1,938
ONE CRIME OF SOME TYPE	1 Minute & 24 Seconds	7,200
ONE INDEX CRIME *	2 Minutes & 42 Seconds	3,729

COMPARISON OF OFFENSES BY TYPE, 1985 and 1986

	1985	1986	PERCENT CHANGE	RATE PER 1985 100,000	1986
CRIMES AGAINST PERSON					
Willful Murder*	122	175	43.44	4.6	6.6
Negligent Homicide(1)	4	5	25.00	0.1	0.2
Forcible Rape * (2)	1,365	1,377	0.88	51.0	51.8
Other Sex Crimes	8,559	7,780	-9.10	319.9	292.5
Kidnapping	477	549	15.09	17.8	20.6
Extortion	59	83	40.68	2.2	3.1
Robbery*	5,050	5,608	11.05	188.7	210.9
Purse-Snatch*	880	941	6.93	32.9	35.4
Aggravated Assault*	8,326	7,699	-7.53	311.2	289.5
Simple Assault	19,849	22,528	13.50	741.8	847.1
TOTAL	44,691	46,745	4.60	1670.2	1757.7
CRIMES AGAINST PROPERTY					
Burglary*	51,019	53,223	4.32	1906.7	2001.2
Larceny*	106,115	111,976	5.52	3965.7	4210.4
Motor Vehicle Theft*	10,278	11,515	12.04	384.1	433.0
Arson*	1,503	1,419	-5.59	56.2	53.4
Forgery/Counterfeiting	6,169	7,531	22.08	230.5	283.2
Fraud	10,145	10,637	4.85	379.1	400.0
Embezzlement	564	320	-43.26	21.1	12.0
Stolen Property	528	501	-5.11	19.7	18.8
Vandalism	34,391	35,156	2.22	1285.3	1321.9
TOTAL	220,712	232,278	5.24	8248.4	8733.9
BEHAVIORAL CRIMES					
Weapon Laws	2,073	2,537	22.38	77.5	95.4
Prostitution	1,135	1,191	4.93	42.4	44.8
Drug Laws	8,221	10,003	21.68	307.2	376.1
Gambling	60	45	-25.00	2.2	1.7
Crimes Against Family	1,846	1,722	-6.72	69.0	64.7
D.U.I.I.	23,807	22,415	-5.85	889.7	842.8
Liquor Laws	9,538	9,991	4.75	356.5	375.7
Disorderly Conduct	4,306	10,340	140.13	160.9	388.8
All Other	29,167	28,077	-3.74	1090.0	1055.7
Curfew	3,891	3,826	-1.67	145.4	143.9
Runaway Juvenile	11,691	11,333	-3.06	436.9	426.1
TOTAL	95,735	101,480	6.00	3577.8	3815.8
GRAND TOTAL	361,138	380,503	5.36	13496.4	14307.3
*Index Total	184,658	193,933	5.02	6901.0	7292.1

(1) Negligent Homicide offenses are limited to non-vehicular circumstances.

(2) When the crime rate for forcible rape is based just on the female population, 51% of the state total per the 1980 census, the rate would be 100.0 for 1985 and 101.5 for 1986.

COMPARISON OF ARRESTS BY TYPE, 1985 and 1986

	1985			1986			PERCENT CHANGE
	ADULT	JUVENILE	TOTAL	ADULT	JUVENILE	TOTAL	
CRIMES AGAINST PERSON							
Willful Murder*	111	10	121	150	11	161	33.06
Negligent Homicide (1)	26	2	28	9	3	12	-57.14
Forcible Rape*	314	61	375	360	57	417	11.20
Other Sex Crime	1,126	321	1,447	1,092	301	1,393	-3.73
Kidnapping	59	9	68	82	7	89	30.88
Extortion	14	1	15	6	3	9	-40.00
Robbery*	1,032	228	1,260	1,095	203	1,298	3.02
Purse-Snatch*							
Aggravated Assault* (2)	1,499	196	1,695	1,333	220	1,553	-8.38
Simple Assault	11,140	1,628	12,768	12,315	1,644	13,959	9.33
TOTAL	15,321	2,456	17,777	16,442	2,449	18,891	6.27
CRIMES AGAINST PROPERTY							
Burglary*	3,002	2,531	5,533	3,339	2,598	5,937	7.30
Larceny*	14,552	8,145	22,697	15,386	8,488	23,874	5.19
Motor Vehicle Theft*	1,187	979	2,166	1,244	1,041	2,285	5.49
Arson*	136	245	381	119	161	280	-26.51
Forgery/Counterfeiting	1,076	191	1,267	1,186	168	1,354	6.87
Fraud	1,120	113	1,233	1,088	103	1,191	-3.41
Embezzlement	12		12	25		25	108.33
Stolen Property	422	177	599	409	170	579	-3.34
Vandalism	2,285	1,797	4,082	2,427	1,991	4,418	8.23
TOTAL	23,792	14,178	37,970	25,223	14,720	39,943	5.20
BEHAVIORAL CRIMES							
Weapon Laws	1,280	187	1,467	1,482	189	1,671	13.91
Prostitution	1,165	120	1,285	1,136	93	1,229	-4.36
Drug Laws	5,176	859	6,035	6,370	703	7,073	17.20
Gambling	76	1	77	26		26	-66.23
Crimes Against Family	236	7	243	203	6	209	-13.99
D.U.I.I. (3)	22,341	360	22,701	21,172	317	21,489	-5.34
Liquor Laws	7,178	4,057	11,235	6,919	4,487	11,406	1.52
Disorderly Conduct	1,872	259	2,131	2,417	411	2,828	32.71
All Other	8,705	1,741	10,446	8,829	1,802	10,631	1.77
Curfew		2,677	2,677		2,443	2,443	-8.74
Runaway Juvenile		3,333	3,333		3,422	3,422	2.67
TOTAL	48,029	13,601	61,630	48,554	13,873	62,427	1.29
GRAND TOTAL	87,142	30,235	117,377	90,219	31,042	121,261	3.31
*Index Total	21,833	12,395	34,228	23,026	12,779	35,805	4.61

- (1) Negligent Homicide arrests include both vehicular and non-vehicular circumstances.
- (2) The decrease of arrests for Aggravated Assault and its effect on the Index Total is mostly due to improved arrest classification by reporting agencies.
- (3) Represents the number of arrests in which DUUI was the primary or only charge.

OFFENSE HISTORY - TEN YEAR PROFILE

	1977	1978	1979	1980	1981	1982	1983	1984	1985	1986
CRIMES AGAINST PERSONS										
Willful Murder *	117	120	109	130	115	136	111	129	122	175
Negligent Homicide	222	31	6	11	2	5	3	11	4	5
Forcible Rape *	940	1,008	1,099	1,085	1,111	1,050	1,075	1,202	1,365	1,377
Other Sex Crimes	3,505	4,078	5,133	4,236	4,686	5,297	6,412	7,175	8,559	7,780
Kidnapping	336	458	625	598	695	424	469	477	477	549
Extortion	43	78	130	87	74	64	67	71	59	83
Robbery *	2,937	3,221	3,334	3,977	4,773	4,422	4,529	4,560	5,050	5,608
Purse-snatch *	553	522	637	645	645	738	713	994	880	941
Aggravated Assault *	6,725	7,894	9,159	7,551	6,637	6,881	7,249	7,660	8,326	7,699
Simple Assault	8,502	10,380	10,882	13,107	15,294	16,173	16,646	18,040	19,849	22,528
Crimes Against Person										
Total	23,880	27,790	31,114	31,427	34,032	35,190	37,274	40,319	44,691	46,745
Crime Rate per 100,000	996.6	1124.2	1223.0	1187.6	1279.0	1324.8	1414.6	1515.8	1670.2	1757.7
CRIMES AGAINST PROPERTY										
Burglary *	38,694	39,415	40,699	45,517	52,290	47,109	46,326	48,839	51,019	53,223
Larceny *	82,477	86,455	96,284	105,510	111,802	104,730	97,763	96,179	106,115	111,976
Motor Vehicle Theft *	9,465	9,989	10,141	9,402	9,017	7,922	8,034	8,519	10,278	11,515
Arson *	1,394	1,379	1,451	1,631	1,593	1,543	1,358	1,265	1,503	1,419
Forgery/Counterfeiting	2,250	2,492	2,763	3,437	3,898	4,592	4,714	6,068	6,169	7,531
Fraud	8,334	9,948	10,166	12,399	11,907	10,092	9,024	9,853	10,145	10,637
Embezzlement	174	221	165	156	168	164	214	315	564	320
Stolen Property	343	312	371	342	468	510	463	531	528	501
Vandalism	34,707	36,814	41,625	40,370	37,523	33,671	32,143	32,047	34,391	35,156
Crimes Against Property										
Total	177,838	187,025	203,665	218,764	228,666	210,333	200,039	203,616	220,712	232,278
Crime Rate per 100,000	7422.0	7565.7	8005.7	8267.1	8594.1	7918.6	7591.6	7654.7	8248.4	8733.9
BEHAVIORAL CRIMES										
Weapons Laws	1,868	1,988	2,142	2,009	2,170	1,898	1,881	1,829	2,073	2,537
Prostitution	645	820	488	694	1,156	1,491	1,515	1,348	1,135	1,191
Drug Laws	10,959	10,325	10,544	10,076	10,378	10,023	9,287	8,429	8,221	10,003
Gambling	100	63	127	83	86	134	111	62	60	45
Crimes Against Family	988	1,595	1,616	1,320	1,458	1,790	1,841	1,767	1,846	1,722
D.U.I.	27,562	26,846	28,572	30,912	29,827	27,867	27,464	28,003	23,807	22,415
Liquor Laws	8,177	8,187	11,491	11,974	11,855	11,286	11,622	10,590	9,538	9,991
Disorderly Conduct	5,808	6,288	6,639	6,024	5,309	5,055	4,595	4,278	4,306	10,340
All Other	23,759	24,096	27,527	25,608	25,048	28,322	27,388	27,990	29,167	28,077
Juvenile Curfew	2,388	2,325	2,384	2,513	2,167	2,370	2,219	2,658	3,891	3,826
Juvenile Runaway	13,290	12,442	11,344	9,992	9,899	9,801	10,139	10,549	11,691	11,333
Behavioral Crime										
Total	95,544	94,975	102,874	101,205	99,353	100,037	98,062	97,503	95,735	101,480
Crime Rate per 100,000	3987.5	3842.0	4043.8	3824.5	3734.0	3766.2	3721.5	3665.5	3577.8	3815.8
GRAND TOTAL										
Total	297,262	309,790	337,653	351,396	362,051	345,560	335,375	341,438	361,138	380,503
Crime Rate per 100,000	12406.1	12532.0	13272.5	13279.3	13607.2	13009.6	12727.7	12836.0	13496.4	14307.3
INDEX CRIME *										
Total	143,302	150,003	162,913	175,448	187,983	174,531	167,158	169,347	184,658	193,933
Crime Rate per 100,000	5980.6	6068.1	6403.8	6630.2	7065.1	6570.7	6343.8	6366.4	6901.0	7292.1

ARREST HISTORY - TEN YEAR PROFILE

	1977	1978	1979	1980	1981	1982	1983	1984	1985	1986
CRIMES AGAINST PERSONS										
Willful Murder *	112	110	91	107	117	120	86	125	121	161
Negligent Homicide	27	30	36	50	36	22	21	40	28	12
Forcible Rape *	270	306	302	330	314	328	298	425	375	417
Other Sex Crimes	627	812	1,141	1,142	1,301	1,334	1,632	1,703	1,447	1,393
Kidnapping								76	68	89
Extortion								11	15	9
Robbery *	1,038	1,051	999	1,106	1,148	1,174	1,133	1,138	1,260	1,298
Purse-snatch *										
Aggravated Assault *	2,869	3,620	4,079	4,439	5,140	6,470	6,385	6,845	1,695	1,552
Simple Assault	2,235	3,400	3,964	4,218	4,064	4,916	5,211	5,911	12,768	13,963
Crimes Against Person										
Total	7,178	9,329	10,612	11,392	12,120	14,364	14,766	16,274	17,777	18,894
Arrest Rate per 100,000	299.6	377.4	417.1	430.5	455.5	540.8	560.4	611.8	664.4	710.4
CRIMES AGAINST PROPERTY										
Burglary *	5,916	6,033	6,260	6,683	6,821	6,096	6,110	5,552	5,533	5,937
Larceny *	18,194	17,940	19,986	23,292	23,896	24,084	22,451	20,842	22,697	23,874
Motor Vehicle Theft *	2,150	2,510	2,341	2,150	1,959	1,651	1,730	1,781	2,166	2,285
Arson *	334	342	334	355	402	345	303	370	381	280
Forgery/Counterfeiting	691	751	772	822	982	1,039	1,209	1,319	1,267	1,354
Fraud	1,140	1,301	1,273	1,785	1,685	1,536	1,494	1,265	1,233	1,191
Embezzlement	7	18	10	9	5	2	4	25	12	25
Stolen Property	509	410	541	557	561	563	619	585	599	579
Vandalism	3,179	3,830	4,315	4,437	4,615	4,396	4,515	4,202	4,082	4,421
Crimes Against Property										
Total	32,120	33,135	35,832	40,090	40,926	39,712	38,435	35,941	37,970	39,946
Arrest Rate per 100,000	1340.5	1340.4	1408.5	1515.0	1538.1	1495.1	1458.6	1351.2	1419.0	1502.0
BEHAVIORAL CRIMES										
Weapons Laws	1,375	1,623	1,656	1,509	1,558	1,283	1,383	1,282	1,467	1,671
Prostitution	659	849	522	742	1,221	1,424	1,544	1,457	1,285	1,229
Drug Laws	10,490	9,242	8,930	8,819	8,370	7,799	7,412	6,233	6,035	7,079
Gambling	146	86	59	119	162	75	211	97	77	26
Crimes Against Family	78	143	119	94	140	217	275	240	243	210
D.U.I.	27,563	26,846	28,552	30,911	29,828	27,365	26,946	27,105	22,701	21,489
Liquor Laws	13,675	13,318	13,756	13,871	13,235	12,958	13,765	12,877	11,235	11,406
Disorderly Conduct	5,098	5,023	4,887	4,066	3,313	3,238	3,216	2,891	2,131	2,827
All Other	8,095	8,374	9,104	9,789	9,281	9,474	9,658	10,198	10,446	10,630
Juvenile Curfew	3,102	2,537	2,451	2,270	1,939	1,970	1,816	1,791	2,677	2,427
Juvenile Runaway	4,331	3,926	3,963	3,593	3,483	3,464	3,191	3,046	3,333	3,417
Behavioral Crime										
Total	74,612	71,967	73,999	75,783	72,530	69,267	69,417	67,217	61,630	62,411
Arrest Rate per 100,000	3113.9	2911.3	2908.8	2863.8	2725.9	2607.8	2634.4	2527.0	2303.2	2346.7
GRAND TOTAL										
Total	113,910	114,431	120,443	127,265	125,576	123,343	122,618	119,432	117,377	121,251
Arrest Rate per 100,000	4754.0	4629.1	4734.4	4809.3	4719.6	4643.6	4653.4	4489.9	4386.6	4559.2
INDEX CRIME *										
Total	30,883	31,912	34,392	38,462	39,797	40,268	38,496	37,078	34,228	35,804
Arrest Rate per 100,000	1288.9	1290.9	1351.9	1453.5	1495.7	1516.0	1460.9	1393.9	1279.2	1346.3

PART I-INDEX and PART II OFFENSES and RATES, 1985 and 1986


	1985	1986	PERCENT CHANGE	RATE PER 100,000	
				1985	1986
PART I - INDEX CRIME					
Willful Murder	122	175	43.4	4.6	6.6
Forcible Rape	1,365	1,377	0.9	51.0	51.8
Robbery	5,050	5,608	11.0	188.7	210.9
Aggravated Assault*	8,326	7,699	-7.5	311.2	289.5
Violent Index Total	14,863	14,859	.0	555.5	558.7
Burglary	51,019	53,223	4.3	1906.7	2001.2
Larceny	106,995	112,917	5.5	3998.6	4245.8
Motor Vehicle Theft	10,278	11,515	12.0	384.1	433.0
Arson	1,503	1,419	-5.6	56.2	53.4
Property Index Total	169,795	179,074	5.5	6345.6	6733.4
PART I - INDEX TOTAL	184,658	193,933	5.0	6901.0	7292.1
PART II TOTALS	176,480	186,570	5.7	6595.4	7015.2
PART I and PART II TOTALS	361,138	380,503	5.4	13496.4	14307.3

PART I-INDEX AND PART II ARRESTS, 1985 and 1986

	1985			1986			PERCENT CHANGE
	ADULT	JUVENILE	TOTAL	ADULT	JUVENILE	TOTAL	
PART I - INDEX CRIME							
Willful Murder	111	10	121	150	11	161	33.1
Forcible Rape	314	61	375	360	57	417	11.2
Robbery	1,032	228	1,260	1,095	203	1,298	3.0
Aggravated Assault	1,499	196	1,695	1,333	220	1,553	-8.4
Violent Index Total	2,956	495	3,451	2,938	491	3,429	-0.6
Burglary	3,002	2,531	5,533	3,339	2,598	5,937	7.3
Larceny	14,552	8,145	22,697	15,386	8,488	23,874	5.2
Motor Vehicle Theft	1,187	979	2,166	1,244	1,041	2,285	5.5
Arson	136	245	381	119	161	280	-26.5
Property Index Total	18,877	11,900	30,777	20,088	12,288	32,376	5.2
PART I - INDEX TOTAL	21,833	12,395	34,228	23,026	12,779	35,805	4.6
PART II TOTALS	65,309	17,840	83,149	67,193	18,263	85,456	2.8
PART I and PART II TOTALS	87,142	30,235	117,377	90,219	31,042	121,261	3.3


SECTION 2
STATEWIDE OFFENSE PROFILE

DISTRIBUTION OF OFFENSES BY MAJOR GROUP, 1986



OFFENSE AND ARREST SUMMARY

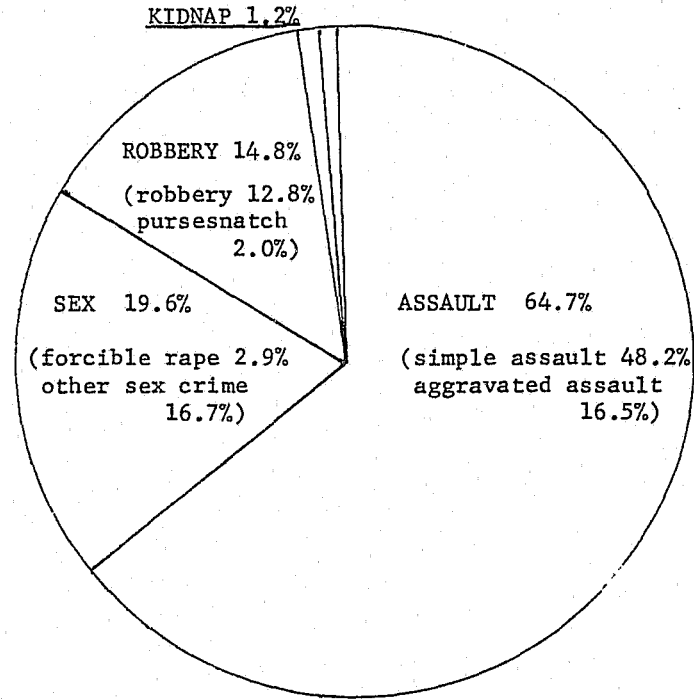
CLASSIFICATION	OFFENSES	% ALL OFFENSES	ARRESTS			% ALL ARRESTS	PROPERTY LOSS VALUE	% ALL LOSS
			ADULT	JUVEN	TOTAL			
CRIME AGAINST PERSON	46,745	12.29	16,445	2,449	18,894	15.58	2,254,850	1.53
CRIMES AGAINST PROPERTY	232,278	61.04	25,223	14,720	39,943	32.94	145,501,271	98.47
BEHAVIORAL CRIME	101,480	26.67	48,554	13,873	62,427	51.48		
GRAND TOTAL	380,503		90,222	31,042	121,264		147,756,121	



DISTRIBUTION OF ARRESTS BY MAJOR GROUP, 1986

DISTRIBUTION OF CRIMES AGAINST PERSONS, 1986

WILLFUL MURDER 0.4%
 NEGLIGENT HOMICIDE 0.01%
EXTORTION 0.2%



OFFENSE AND ARREST SUMMARY

CLASSIFICATION	OFFENSES	% ALL OFFENSES	ARRESTS			% ALL ARRESTS	PROPERTY LOSS VALUE	% ALL LOSS
			ADULT	JUVEN	TOTAL			
Willful Murder	175	0.05	150	11	161	0.13		
Negligent Homicide	5	.00	9	3	12	0.01		
Forcible Rape	1,377	0.36	360	57	417	0.34		
Other Sex Crimes	7,780	2.04	1,092	301	1,393	1.15		
Kidnapping	549	0.14	82	7	89	0.07		
Blackmail/Extortion	83	0.02	6	3	9	0.01	1,609	.00
Robbery	5,608	1.47	1,095	203	1,298	1.07	2,113,234	1.43
Purse-Snatch	941	0.25			0	0.00	140,007	0.09
Aggravated Assault	7,699	2.02	1,332	220	1,552	1.28		
Simple Assault	22,528	5.92	12,319	1,644	13,963	11.51		
CRIMES AGAINST PERSON								
TOTAL	46,745	12.29	16,445	2,449	18,894	15.58	2,254,850	1.53

CRIMES AGAINST PERSONS - 1986

CLASSIFICATION	OFFENSES	OFFENSES CLEARED			OFFENSE AND ARREST SUMMARY				PROPERTY			PERCENT OF LOSS VALUE RECOVERED
		BY EXCEPTION	BY ADULT ARREST	BY JUV ARREST	PERSONS ARRESTED				PROPERTY LOSS VALUE	AVERAGE LOSS PER OFFENSE	RECOVERED VALUE	
					ADULT	JUVEN	MALE	FEMALE				
Willful Murder	152	13	88	7	133	11	123	21				
Aggravated Murder	23	1	12		17		17					
MURDER TOTAL	175	14	100	7	150	11	140	21			NOT APPLICABLE	
Negligent Homicide	5	2	1		3		2	1				
Traffic Death Arrests					6	3	8	1			NOT APPLICABLE	
Forcible Rape	1,104	99	341	53								
Attempt Force Rape	273	25	86	13								
RAPE TOTAL	1,377	124	427	66	360	57	412	5			NOT APPLICABLE	
SEX CRIMES												
Non-Force Rape	313	49	103	16	66	20	86					
Cont. to Sex Delqncy	119	12	48	2	32		28	4				
Physical Molest	3,339	348	1,260	207	410	122	513	19				
Obscene Phone Call	824	42	40	4	10	4	14					
Incest	63	4	26	9	15	3	17	1				
Exposer	1,303	49	329	37	296	29	307	18				
Forcible Sodomy	1,093	119	448	80	105	52	153	4				
Non-Force Sodomy	238	25	60	17	23	14	36	1				
Other Sex Crimes	488	44	116	24	135	57	184	8				
SEX CRIME TOTAL	7,780	692	2,430	396	1,092	301	1,338	55			NOT APPLICABLE	
KIDNAPPING												
For Add Crim Purp	498	32	172	7								
Hostage/Shield	49	1	21	2								
For Ransom	2		1									
Hi-Jack, Terrorist												
KIDNAPPING TOTAL	549	33	194	9	82	7	78	11			NOT APPLICABLE	
BLACKMAIL/EXTORTION	83	9	15	4	6	3	7	2	1,609		180	11.2
ROBBERY												
Highway	2,134	32	276	48					447,393	209	15,236	3.4
Business	1,104	30	381	27					673,892	610	76,658	11.4
Service Station	201	5	35						47,130	234	1,578	3.3
Convenience Store	601	10	112	2					83,528	139	343,877	411.7
Residence	606	29	109	8					398,132	657	215,118	54.0
Bank	318	35	31						287,464	904	28,384	9.9
Other Robbery	644	24	106	24					175,695	273	15,055	8.6
ROBBERY TOTAL	5,608	165	1,050	109	1,095	203	1,158	140	2,113,234	377	695,906	32.9
PURSE-SNATCH	941	21	42	18					140,007	149	8,990	6.4
Aggravated Assault	7,477	377	3,018	406	1,206	213	1,218	201				
Attempted Murder	222	10	164	7	126	7	113	20				
AGG. ASSAULT TOTAL	7,699	387	3,182	413	1,332	220	1,331	221			NOT APPLICABLE	
SIMPLE ASSAULT	22,528	1,723	11,435	1,217	12,319	1,644	11,756	2,207				
CRIME AGAINST PERSON TOTAL	46,745	3,170	18,876	2,239	16,445	2,449	16,230	2,664	2,254,850	N/A	705,076	N/A

MURDER BY TYPE

Felony Murder - Killing which occurs in conjunction with commission of some other crime.

	1985	1986
Rape	2	7
Robbery	13	15
Burglary	2	4
Larceny		
Motor Vehicle Theft		3
Arson	1	1
Prostitution/Vice	1	1
Other Sex Offenses	2	2
Narcotic Drug Laws	1	7
Gambling		
Other - Not Specified	4	2
Suspected Felony Type	4	1
Felony Total	<u>29</u>	<u>43</u>

Other Than Felony Murder		
Lovers Triangle	6	2
Child Killed by Babysitter	1	2
Brawl Influence of Alcohol	4	5
Brawl Influence of Drugs		
Argument Over Property/Money	4	8
Argument - Other	34	44
Gangland Killing		
Juvenile Gang Killing		
Institution Killing	1	2
Sniper Attack		
Other	31	41
Unknown	7	3
Unable to Determine	5	25
Other Total	<u>93</u>	<u>132</u>

MURDER VICTIM BY AGE	1985	1986
10 and Under	6	13
11 to 12		1
13 to 14	1	1
15	1	
16	1	2
17	1	2
18	4	1
19	3	4
20		6
21	3	4
22	5	3
23	4	3
24	5	2
25 to 29	15	20
30 to 34	11	30
35 to 39	15	26
40 to 44	14	14
45 to 49	4	8
50 to 54	4	5
55 to 59	6	3
60 to 64	6	9
65 and Over	13	18

NEGLIGENT HOMICIDE

Offenses are limited to "Non-Traffic" type circumstances only.

	1985	1986
Victim shot while hunting		
Gun cleaning death other than self inflicted		
Children playing with gun	3	1
Other negligent handling of gun		2
All other manslaughter by negligence except traffic	<u>1</u>	<u>2</u>
Negligent Homicide Total	4	5

OTHER SEX CRIMES BY TYPE AND VICTIM

	ADULT MALE		ADULT FEMALE		JUVENILE MALE		JUVENILE FEMALE	
	1985	1986	1985	1986	1985	1986	1985	1986
Non-Force Rape		8	7	26	5	7	445	272
Contrib to Sex Delinq		5	1	1	23	27	78	86
Physical Molest	29	48	206	292	722	589	2736	2410
Obscene Phone Call	87	76	1002	651	14	23	103	74
Incest *		2		6		8		47
Peeper **	12		66				12	
Indecent Expose	147	177	682	748	37	36	322	342
Forcible Sodomy	23	52	185	157	423	343	439	541
Non-Force Sodomy	1	4	2	6	111	137	130	91
Other Sex Crimes	<u>20</u>	<u>34</u>	<u>98</u>	<u>148</u>	<u>66</u>	<u>57</u>	<u>325</u>	<u>243</u>
Total Sex Crimes	319	406	2249	2035	1401	1227	4590	4106

OTHER SEX CRIMES - TEN YEAR PROFILE

SEX CRIME	1977	1978	1979	1980	1981	1982	1983	1984	1985	1986
Non-Force Rape	115	156	179	198	204	221	200	316	458	313
Contrib to Sex Delinq	75	91	99	90	96	107	115	112	102	119
Physical Molest	360	586	880	955	1,169	1,256	1,678	2,261	3,693	3,339
Obscene Phone Call	246	360	1,051	477	445	933	1,246	1,362	1,206	824
Peeper	320	124	114	88	203	102	91			
Incest										63
Indecent Expose	881	1,045	1,816	1,651	1,523	1,507	1,649	1,506	1,188	1,303
Sodomy Force/Non-Force			356	375	611	640	852			
Forcible Sodomy	141	220						812	1,070	1,093
Non-Force Sodomy	39	59						232	244	238
Other Sex Crimes	180	302	658	402	435	531	581	574	598	488
Sex Crime Total	2,357	2,943	5,153	4,236	4,686	5,297	6,412	7,175	8,559	7,780

Peeper was dropped from reporting in 1984

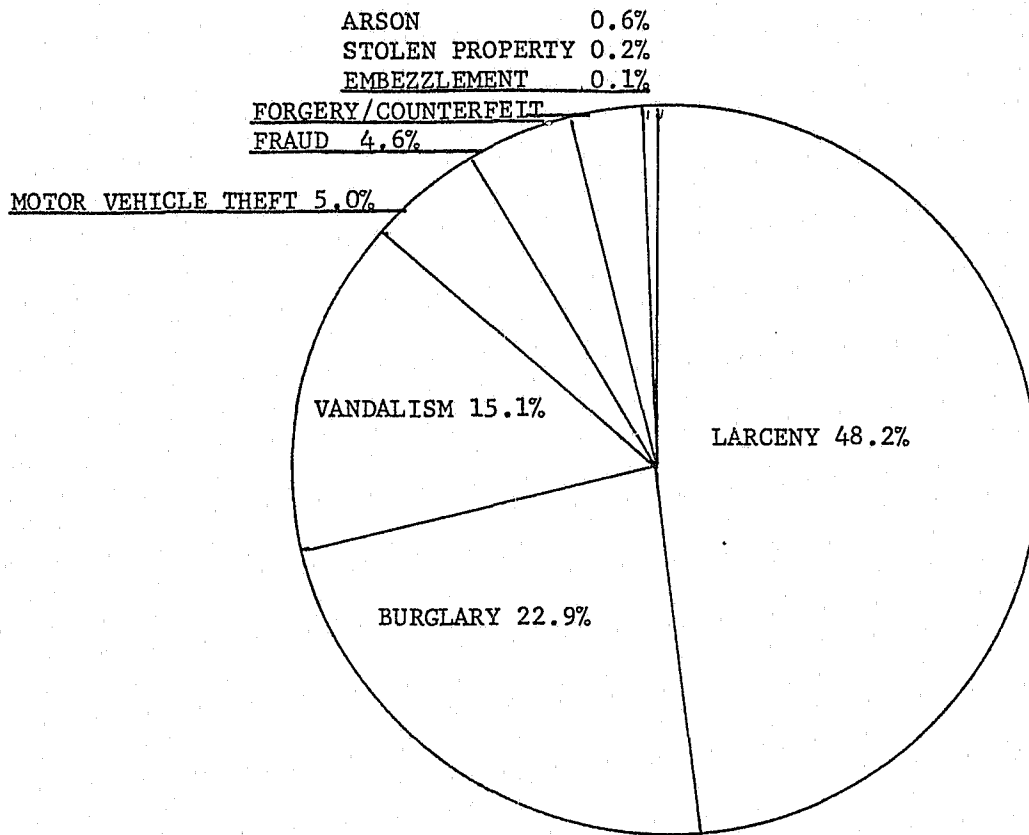
Incest information began being collected in 1986

During the years 1979 thru 1983 both Forcible and Non Force Sodomy were reported as one category.

OFFENSES BY FORCE ELEMENT

Classification	Year	Hand Gun	Rifle/ Shotgun	Other Firearm	Unknown Firearm	FIREARM TOTAL	KNIFE/ CUTTING	OTHER DANGER WEAPON	PHYSICAL FORCE
Murder	85	29	17		4	50	32	33	7
	86	61	25		2	88	35	32	20
Negligent Homicide	85		4			4			1
	86		2			2		2	1
Forcible Rape	85	NOT	A V A I L A B L E			43	134	38	1,150
	86	38	7	1	34	80	143	23	1,131
Robbery	85	NOT	A V A I L A B L E			1,536	679	356	2,479
	86	1,326	110	47	324	1,807	809	392	2,600
Aggravated Assault	85	NOT	A V A I L A B L E			1,687	1,558	2,780	2,301
	86	845	308	190	136	1,479	1,506	2,495	2,219
Simple Assault	85	NOT	A P P L I C A B L E			0			12,735
	86	NOT	A P P L I C A B L E			0			14,802
	85	29	21	0	4	3,320	2,403	3,207	18,673
	86	2,270	452	238	496	3,456	2,493	2,944	20,773

DISTRIBUTION OF CRIMES AGAINST PROPERTY, 1986



OFFENSE AND ARREST SUMMARY

CLASSIFICATION	OFFENSES	% ALL OFFENSES	ARRESTS			% ALL ARRESTS	PROPERTY LOSS VALUE	% ALL LOSS
			ADULT	JUVEN	TOTAL			
Burglary	53,223	13.99	3,339	2,598	5,937	4.90	47,416,236	32.09
Larceny	111,976	29.43	15,386	8,488	23,874	19.69	38,150,104	25.82
Motor Vehicle Theft	11,515	3.03	1,244	1,041	2,285	1.88	35,315,665	23.90
Arson	1,419	0.37	119	161	280	0.23	13,258,765	8.97
Forgery	7,531	1.98	1,186	168	1,354	1.12	1,246,108	0.84
Fraud	10,637	2.80	1,088	103	1,191	0.98	2,996,088	2.03
Embezzlement	320	0.08	25		25	0.02	1,267,203	0.86
Stolen Property	501	0.13	409	170	579	0.48		
Vandalism	35,156	9.24	2,427	1,991	4,418	3.64	5,849,102	3.96
CRIMES AGAINST PROPERTY								
TOTAL	232,278	61.04	25,223	14,720	39,943	32.94	145,501,271	98.47

CRIMES AGAINST PROPERTY - 1986

CLASSIFICATION	OFFENSES	OFFENSES CLEARED				OFFENSE AND ARREST SUMMARY				PROPERTY			PERCENT OF LOSS VALUE RECOVERED
		BY EXCEPTION	BY ADULT ARREST	BY JUV ARREST	PERSONS ARRESTED				PROPERTY LOSS VALUE	AVERAGE LOSS PER OFFENSE	RECOVERED VALUE		
					ADULT	JUVEN	MALE	FEMALE					
BURGLARY													
Residence	34,549	760	2,315	893					33,699,853	975	1,808,096	5.4	
Business	13,214	230	1,271	420					10,167,555	769	1,135,643	1.2	
Other Structure	5,460	52	280	184					3,548,828	649	197,146	5.6	
BURGLARY TOTAL	53,223	1,042	3,866	1,497	3,339	2,598	5,404	533	47,416,236	891	3,140,885	6.6	
LARCENY													
Pickpocket	516	6	17	9					83,908	162	1,786	2.1	
Shoplift	17,965	311	9,681	3,874					1,133,389	63	581,913	51.3	
From Motor Vehicles	32,177	409	1,114	476					12,015,907	373	487,221	4.1	
Motor Veh Parts/Acc	11,997	103	350	145					3,149,859	262	88,733	2.8	
Bicycles	9,709	398	244	323					2,610,919	269	335,002	12.8	
From Public Bldg.	11,837	356	1,461	404					4,978,643	420	421,942	8.5	
From Coin-op Mach.	803	8	69	40					55,751	69	2,821	5.1	
All Other Larceny	26,972	1,332	2,546	794					14,121,728	523	1,730,524	12.3	
LARCENY TOTAL	111,976	2,923	15,482	6,065	15,386	8,488	17,038	6,836	38,150,104	341	3,649,942	9.6	
MOTOR VEHICLE THEFT													
Automobiles	6,679	386	818	307					20,722,359	3,102	14,736,642	71.1	
Trucks/Busses/Vans	2,673	136	300	128					12,055,346	4,510	9,215,521	76.4	
Motorcycles/Mopeds	2,005	76	187	150					2,218,537	1,106	2,161,562	97.4	
Snowmobiles	11	1	1	2					30,700	2,791	10,650	34.7	
Other Vehicles	147	6	16	6					288,723	1,964	119,281	41.3	
MTR VEH THFT TOTAL	11,515	605	1,322	593	1,244	1,041	2,016	269	35,315,665	3,067	26,243,656	74.3	
ARSON													
Residence	481	7	64	41					4,671,338	9,714	55,700	1.2	
Other Buildings	383	8	34	39					7,525,754	19,649	5,441	0.1	
Vehicles	205	4	17	8					559,483	2,729	2,489	0.4	
Other Arson	350	20	45	45					502,190	1,434	1,545	0.3	
ARSON TOTAL	1,419	39	160	133	119	161	244	36	13,258,765	9,344	65,175	0.5	
FORGERY/COUNTERFEIT													
Check	6,186	305	1,884	188					1,025,885	166	166,968	16.3	
Credit Card	685	24	262	16					83,054	121	17,815	21.4	
Currency	175	5	18	1					5,659	32	137	2.4	
Securities	52	2	4						15,960	307	3,506	22.0	
All Other	433	25	221	7					117,550	271	21,084	17.9	
FORG/CTERFT TOTAL	7,531	361	2,389	212	1,186	168	834	520	1,248,108	166	209,510	16.8	

CRIMES AGAINST PROPERTY - 1986

CLASSIFICATION	OFFENSES	OFFENSES CLEARED				OFFENSE AND ARREST SUMMARY				PROPERTY			PERCENT OF LOSS VALUE RECOVERED
		BY EXCEPTION	BY ADULT ARREST	BY JUV ARREST	PERSONS ARRESTED				PROPERTY LOSS VALUE	AVERAGE LOSS PER OFFENSE	RECOVERED VALUE		
					ADULT	JUVEN	MALE	FEMALE					
FRAUD													
No Acct Check	81	9	26							8,540	105	370	4.3
Acct Closed Check	2,277	273	566	5						242,615	107	28,053	11.6
NSF-Check	2,872	731	716	10						510,906	178	77,214	15.1
Credit Card	649	54	146	19						98,296	151	5,865	6.0
By Deception	1,776	133	494	24						1,825,310	1,028	148,506	8.1
Of Services	2,507	305	607	27						187,765	75	15,200	8.1
Other Fraud	475	47	78	4						122,656	258	19,448	15.9
FRAUD TOTAL	10,637	1,552	2,633	89	1,088	103	768	423		2,996,088	282	294,656	9.8
EMBEZZLEMENT	320	35	92		25		10	15		1,267,203	3,960	49,203	3.9
STOLEN PROPERTY	501	13	324	68	409	170	492	87	NOT APPLICABLE				
VANDALISM													
Residence	7,074	352	788	283						803,289	113	7,220	0.9
Non-Residence	6,496	335	745	318						1,137,901	175	8,067	0.7
Vehicle	15,016	547	1,150	495						2,708,195	180	17,370	0.6
Venerated Objects	121	16	6	5						29,808	246	270	0.9
Police Cars	213	3	118	19						22,311	105	567	2.5
Other Vandalism	6,236	613	661	370						1,147,698	184	6,194	5.3
VANDALISM TOTAL	35,156	1,866	3,468	1,490	2,427	1,991	3,940	478		5,849,102	166	39,688	0.7
CRIMES AGAINST PROPERTY TOTAL	232,278	8,436	29,736	10,147	25,223	14,720	30,746	9,197		145,501,271	628	33,692,715	23.2

REPORTED LOSS AND RECOVERED VALUES BY TYPE OF PROPERTY

These property classifications and values refer to property loss and recovery due to criminal acts of stealing, damaging or destroying property by acts of theft, arson or vandalism.

The number of offenses means the number of times the property classification was used in reporting a criminal offense and does not necessarily relate to the actual number of items taken or destroyed.

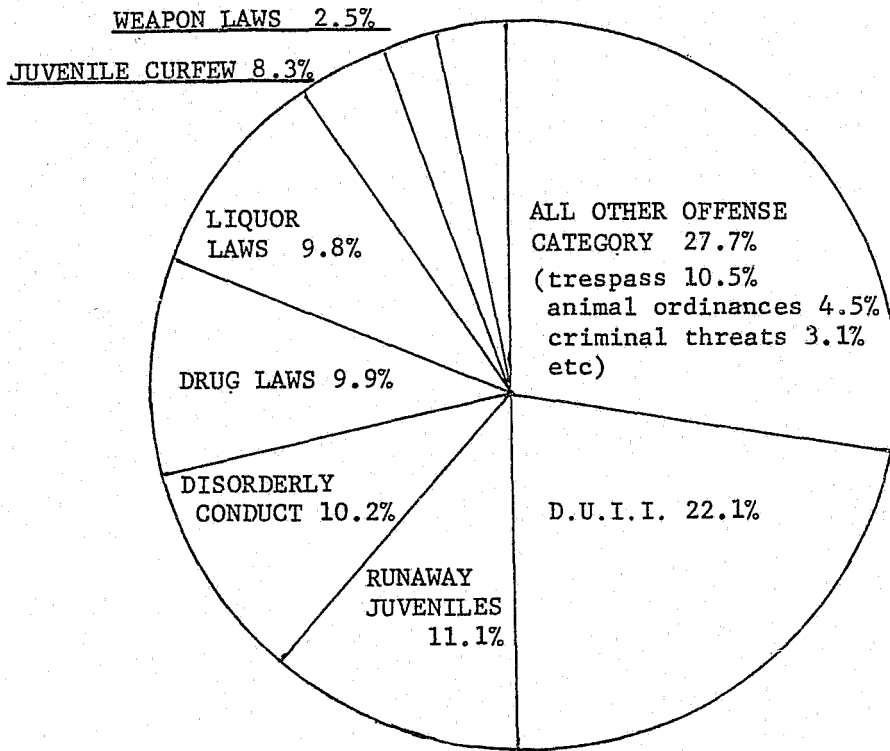
PROPERTY CLASSIFICATION	NUMBER OF OFFENSES	LOSS VALUE	RECOVERED VALUE	PERCENT OF VALUE RECOVERED
Currency/Securities, etc.	42,788	\$13,888,918	\$974,914	7.0
Jewelry/Precious Metals	12,806	15,832,826	949,005	6.0
Cameras/Related Equip.	5,946	2,878,701	153,439	5.3
Viewing Equipment	2,005	547,984	49,631	9.1
Musical Instruments	1,353	901,057	208,016	23.1
Clothing/Furs/Purses, etc.	29,447	4,082,210	474,356	11.6
Radio	2,990	587,102	55,303	9.4
Stereo Phonograph	7,473	2,842,643	150,944	5.3
Recorder/Player/Cassette	5,021	1,422,001	101,051	7.1
Television	6,331	2,671,002	164,987	6.2
TV Accessories & Components	5,327	1,326,457	111,776	8.4
PA & Paging Devices	107	39,845	2,921	7.3
CB Radio	1,134	195,396	12,767	6.5
Other Sound Equipment	7,836	3,221,171	156,197	4.8
Telephone/Accessories	1,456	386,639	32,666	8.4
Beverages/Liquor	5,303	161,634	92,341	57.1
Food/Meat	6,064	398,654	42,102	10.6
Personal Hygiene Items	3,934	238,211	25,844	10.8
Gasoline/Fuel	2,463	121,498	1,719	1.4
Hay/Feed/Seed	90	432,041	639	0.1
Cigarettes/Tobacco	4,727	346,475	68,277	19.7
Drugs	1,232	92,559	16,641	18.0
Other Consumable Items	1,020	60,364	6,516	10.8
Furniture	1,816	1,287,009	100,002	7.8
Household Items/Appliances	9,298	4,347,618	487,566	11.2
Office Equipment	2,789	839,426	72,085	8.6
Computers/Parts/etc.	1,249	2,950,000	229,504	7.8
Sports Equipment	6,217	1,935,189	125,383	6.5
Firearms	5,460	2,795,898	493,786	17.7
Knives	1,594	214,882	10,814	5.0
Automobiles	12,110	22,563,561	21,609,616	95.8
Trucks/Buses/Vans, etc.	3,248	8,730,101	10,743,338	123.1
Motorcycles/3 Wheeled ATC	2,215	5,062,508	3,402,753	67.2
Mopeds	69	28,142	18,562	66.0
Snowmobiles	15	\$36,677	\$22,650	61.8
Go-Carts/4 Wheeled ATV	25	10,585	3,825	36.1
Other Qualified Motor Vehicles	111	177,295	82,945	46.8

PROPERTY CLASSIFICATION	NUMBER OF OFFENSES	LOSS VALUE	RECOVERED VALUE	PERCENT OF VALUE RECOVERED
RV Trailers	120	113,886	36,219	31.8
Truck Trailers	35	198,590	245,400	123.6
Other Trailers	258	246,729	106,835	43.3
Campers & Canopies	77	49,546	14,129	28.5
Miscellaneous Vehicles	70	188,989	15,285	8.1
Vehicle Parts/Accessories	17,053	4,430,320	136,696	3.1
Aircraft	8	7,610	87,550	1150.5
Aircraft Parts/Accessories	43	76,147	520	0.7
Bicycles/Tricycles	11,975	3,136,488	403,928	12.9
Boats	413	705,886	627,216	88.9
Marine Equipment	712	594,535	65,314	11.0
Logging Equipment	418	209,729	14,442	6.9
Heavy Construction/Machinery	256	618,554	261,725	42.3
Tools	12,550	7,230,864	593,944	8.2
Explosives	100	10,237	935	9.1
Building Materials	422	204,765	11,061	5.4
Tractor (Under 50 h.p.)	36	104,274	9,000	8.6
Tractor (Over 50 h.p.)	30	108,202	122,208	112.9
Tillage Implements	14	19,719	5,900	29.9
Irrigation Equipment	96	87,164	3,169	3.6
Spraying Equipment	14	5,318		
Harvesters	12	22,948		
Saddles/Tack	253	326,289	21,665	6.6
Other Farm Equipment	72	48,675	8,903	18.3
Garden & Lawn Machines	883	439,690	34,655	7.9
Other Garden Equipment	1,746	435,303	17,111	3.9
Horses	34	36,612	32,112	87.7
Cattle	94	70,108	1,354	1.9
Pigs	6	710	100	14.1
Sheep	22	8,080		0.0
Other Farm Mammals	74	24,012	5,309	22.1
Domestic Pets	308	86,852	18,378	21.2
Building-Residence	5,580	5,840,800	66,208	1.1
Building-Non-Residence	6,305	7,940,656	9,835	0.1
Timber/Raw Wood Products	446	579,548	22,466	3.9
Valuable Metal (Copper, etc.)	166	177,154	18,681	10.5
Miscellaneous Property		9,716,853	1,424,131	14.7
TOTAL		\$147,756,121	\$45,697,265	30.9

Additionally there was \$3,166,891 worth of property reported as damaged or destroyed while committing criminal acts where the intent was to gain access (not destroy). Examples of this value could be the property damaged as the result of an extensive or crude burglary or a poorly executed gas theft.

DISTRIBUTION OF BEHAVIORAL CRIMES, 1986

OFFENSES AGAINST FAMILY 1.7%
 PROSTITUTION 1.2%
 GAMBLING 0.04%



OFFENSE AND ARREST SUMMARY

CLASSIFICATION	OFFENSES	%	ARRESTS			%	PROPERTY	%
			ADULT	JUVEN	TOTAL			
Weapon Laws	2,537	0.67	1,482	189	1,671	1.38	NOT APPLICABLE	
Prostitution	1,191	0.31	1,136	93	1,229	1.01		
Drug Laws	10,003	2.63	6,370	703	7,073	5.83		
Gambling	45	0.01	26		26	0.02		
Crimes Against Family	1,722	0.45	203	6	209	0.17		
D.U.I.I.	22,415	5.89	21,172	317	21,489	17.72		
Liquor Law	9,991	2.63	6,919	4,487	11,406	9.41		
Disorderly Conduct	10,340	2.72	2,417	411	2,828	2.33		
All Other	28,077	7.38	8,829	1,802	10,631	8.77		
Curfew	3,826	1.01		2,443	2,443	2.01		
Runaway	11,333	2.98		3,422	3,422	2.82		
BEHAVIORAL CRIMES								
TOTAL	101,480	26.67	48,554	13,873	62,427	51.48	N/A	N/A

BEHAVIORAL CRIMES - 1986

CLASSIFICATION	OFFENSES	OFFENSES CLEARED			OFFENSE AND ARREST SUMMARY				PROPERTY			PERCENT OF LOSS VALUE RECOVERED
		BY EXCEPTION	BY ADULT ARREST	BY JUV ARREST	PERSONS ARRESTED				PROPERTY LOSS VALUE	AVERAGE LOSS PER OFFENSE	RECOVERED VALUE	
					ADULT	JUVEN	MALE	FEMALE				
WEAPON LAWS												
Possess Illegally	601	11	543	15	430	16	396	50				
Carry Concealed	1,195	13	972	170	737	134	778	93				
Ex Con in Possession	287	1	265		168		165	3				
Other Weapon Law	454	142	244	37	147	39	172	14				
WEAPON LAW TOTAL	2,537	167	2,024	222	1,482	189	1,511	160	NOT APPLICABLE			
PROSTITUTION												
Engage in	640		595	39	677	42	251	468				
Promote	19	1	14		10	1	8	3				
Coerce	39	2	17		8		8					
Other Prostitution	493	4	437	42	441	50	36	455				
PROSTITUTION TOTAL	1,191	7	1,063	81	1,136	93	303	926	NOT APPLICABLE			
DRUG LAWS												
Narcotic	2,584	53	2,034	36	1,897	39	1,514	422				
Marijuana	5,174	183	3,448	536	3,134	604	3,153	588				
Synthetic Narcotic	325	18	241	8	161	9	119	51				
Other Danger Drugs	1,920	55	1,424	50	1,178	51	863	367				
DRUG LAW TOTAL	10,003	309	7,147	630	6,370	703	5,649	1,428	NOT APPLICABLE			
GAMBLING												
Bookmaking	1		1									
Numbers/Lottery												
Illegal Games	10	2	3		3		2	1				
Illegal Devices												
Illegal Payoff	31	1	10		19		5	14				
Other Gambling	3		3		4		4					
GAMBLING TOTAL	45	3	17	0	26	0	11	15	NOT APPLICABLE			
CRIMES AGAINST FAMILY												
Child Abandonment	60	9	12	3	2			2				
Child Neglect	984	194	177	28	92		23	69				
Non-Support	11	1	9		3		3					
Custody Interference	367	108	73	2	56	2	34	24				
Other	300	29	54	11	50	4	40	14				
CRIMES AGAINST FAMILY TOTAL	1,722	341	325	44	203	6	100	109	NOT APPLICABLE			
D. U. I. I.												
Under .08 Alcohol	1,026		990	36	929	48	862	115				
.08 thru .14 Alcohol	5,921		5,821	100	5,546	154	4,880	820				
.15 thr .19 Alcohol	6,824		6,761	65	6,533	78	5,541	1,070				
.20 or above Alcohol	3,805		3,790	15	3,676	14	3,085	605				
BA Refused	4,132		4,123	9	3,873	9	3,359	523				
BA Not Given	548		540	8	484	12	405	91				
Of Drugs	50		49	1	41	2	30	13				
Undetermined	109		109		90		74	16				
D.U.I.I. TOTAL	22,415	0	22,183	234	21,172	317	18,236	3,253	NOT APPLICABLE			

BEHAVIORAL CRIMES - 1986

CLASSIFICATION	OFFENSES	OFFENSES CLEARED			OFFENSE AND ARREST SUMMARY				PROPERTY			PERCENT OF LOSS VALUE RECOVERED
		BY EXCEPTION	BY ADULT ARREST	BY JUV ARREST	PERSONS ARRESTED				PROPERTY LOSS VALUE	AVERAGE LOSS PER OFFENSE	RECOVERED VALUE	
					ADULT	JUVEN	MALE	FEMALE				
LIQUOR LAWS												
Minor in Possession	6,231	100	3,674	2,295	4,354	4,386	6,781	1,959				
Illgl Make, Poss, Sell	29	1	18	3	14	5	18	1				
Illgl Establishment	4	1	3		7		7					
Drink in Public	2,329	432	1,416	19	1,736	10	1,608	138				
Furnishing	773	83	573	30	620	41	556	105				
Reporting	6		5	1	4		4					
License Violation	24	13	4	1	24	27	36	15				
Minor on Premises	63	10	31	14	17	6	12	11				
Other Liquor Laws	532	192	236	18	143	12	128	27				
LIQUOR LAW TOTAL	9,991	832	5,960	2,381	6,919	4,487	9,150	2,256			NOT APPLICABLE	
DISORDERLY CONDUCT	10,340	2,315	2,627	366	2,417	411	2,376	451			NOT APPLICABLE	
ALL OTHER OFFENSES												
Trespass	10,492	2,258	4,234	728	4,043	1,211	4,445	809				
Escape Your Custody	595	12	383	51	212	27	217	22				
Bomb threat	475	34	10	7	6	3	9					
Other Criminal Threat	2,652	192	286	39	143	34	160	17				
Shoot in Prohib Area	168	15	54	39	41	43	82	2				
Animal Ordinances	4,571	1,334	1,002	16	1,391	21	774	638				
Garbage/Littering	1,057	224	282	34	252	44	266	30				
All Other	7,867	1,699	2,897	391	2,741	419	2,651	509				
ALL OTHER TOTAL	28,077	5,768	9,148	1,305	8,829	1,802	8,604	2,027			NOT APPLICABLE	
CURFEW	3,826			3,826		2,443	1,612	831				
RUNAWAY JUVENILES											NOT APPLICABLE	
Male	4,948	2,022		1,806		1,452	1,452					
Female	6,385	2,628		2,313		1,970	1,970					
RUNAWAY TOTAL	11,333	4,650		4,119		3,422	1,452	1,970			NOT APPLICABLE	
BEHAVIORAL CRIME TOTAL	101,480	14,392	50,494	13,208	48,554	13,873	49,004	13,426	N/A	N/A	N/A	N/A
GRAND TOTAL	380,503	25,998	99,106	25,594	90,222	31,042	95,980	25,287	147,756,121	N/A	34,397,791	N/A

DRUG LAW OFFENSES BY TYPE OF DRUG AND ACTIVITY 1986

TOTAL		SALE- POSSN FOR SALE	POSSN FOR USE	FURNISH	TRANSPT/ MANUFAC/ CULTIVATE	OBTAIN UNLAWFUL	TAMPER W/RECDS	OTHER
17	Opium	3	7	1	4	2		
905	Heroin	339	528	18	4	1	1	14
17	Morphine	5	11	1				
1,470	Cocaine	505	892	29	7		1	36
50	Codeine	4	28			1	17	
125	Other Narcotic	14	47	2	4	4	36	18
<hr/>								
2,584	NARCOTIC TOTAL	870	1,513	51	19	8	55	68
<hr/>								
200	Hashish	43	149	1	5			2
2,493	Marij Over Oz	393	1,007	5	726	319		43
2,481	Marij Under Oz	220	2,144	25	60			32
<hr/>								
5,174	MARIJUANA TOTAL	656	3,300	31	791	319	0	77
<hr/>								
325	SYNTHETIC TOTAL	55	90	6	16	10	141	7
<hr/>								
1,920	OTHER DANGEROUS DRUG TOTAL	683	961	16	125	8	49	78
<hr/>								
10,003	DRUG LAW OFFENSE TOTAL	2,264	5,864	104	951	345	245	230
<hr/>								

DRUG LAW ARRESTS BY TYPE OF DRUG AND ACTIVITY 1986

TOTAL		SALE- POSSN FOR SALE	POSSN FOR USE	FURNISH	TRANSPT/ MANUFAC/ CULTIVATE	OBTAIN UNLAWFUL	TAMPER W/RECS	OTHER
4	Opium	1	3					
715	Heroin	116	547		3	3		46
6	Morphine	1	5					
1,112	Cocaine	228	824	5	3	1	1	50
38	Codeine	5	22	1			10	
61	Other Narcotic	4	23	2	4	2	4	22
1,936	NARCOTIC TOTAL	355	1,424	8	10	6	15	118
152	Hashish	24	107		15		6	
958	Marij Over Oz	197	392	7	321		41	
2,628	Marij Under Oz	115	2,419	14	46		34	
3,738	MARIJUANA TOTAL	336	2,918	21	382	0	81	0
170	SYNTHETIC TOTAL	26	61	36	3	6	21	17
1,229	OTHER DANGEROUS DRUG TOTAL	316	681	7	167	2	13	43
7,073	DRUG LAW ARREST TOTAL	1,033	5,084	72	562	14	130	178

Drug Law Offense Total

Drug Law Offense Sub-Totals - 1986

COUNTY	1985	1986	% Change	Drug Law Offense Sub-Totals - 1986			NARCOTIC TOTAL	Marij			MARIJ TOTAL	SYNTHETIC NARCOTIC	OTHER DANGER DRUGS
				Heroin	Cocaine	Other Narcotic		Over Oz	Under Oz	Hashish			
BAKER	40	48	20.0		7		7	21	10		31		10
BENTON	199	157	-21.1	1	10	3	14	77	3	8	88	4	51
CLACKAMAS	205	297	44.9	6	40	13	59	61	128	9	198	13	27
CLATSOP	113	60	-46.9	1	11	1	13	7	35		42		5
COLUMBIA	41	61	48.8	2	7	2	11	9	37	1	47		3
COOS	252	287	13.9	3	19	9	31	75	94	3	172	28	56
CROOK	98	39	-60.2		9		9	3	17		20	1	9
CURRY	84	74	-11.9		1	2	3	29	27		56		15
DESCHUTES	126	182	44.4	5	22	39	66	21	44		65	16	35
DOUGLAS	485	671	38.4	4	68	5	77	179	203	27	409	32	153
GILLIAM	1	1	0.0		1		1				0		
GRANT	14	14	0.0	1	5	1	7	1	2	1	4	3	
HARNEY	2	2	0.0				0		1		1		1
HOOD RIVER	25	10	-60.0		1		1		8	1	9		
JACKSON	674	823	22.1	8	68	15	91	435	83	7	525	14	193
JEFFERSON	22	23	4.5		3		3	3	15		18		2
JOSEPHINE	407	466	14.5	4	14	3	21	304	88	6	398	4	43
KLAMATH	148	212	43.2	11	23	3	37	40	29	5	74	4	97
LAKE	5	5	0.0			1	1		4		4		
LANE	900	929	3.2	22	17	32	71	244	311	21	576	23	259
LINCOLN	143	268	87.4		16		16	46	77	8	131	108	13
LINN	327	598	82.9	18	79	8	105	92	218	8	318	6	169
MALHEUR	16	14	-12.5				0	2	11		13		1
MARION	1,078	1,009	-6.4	193	124	6	323	256	181	11	448	29	209
MORROW	21	10	-52.4				0	5	3		8		2
MULTNOMAH	1,511	2,620	73.4	619	720	33	1,372	240	467	66	773	17	458
POLK	114	193	69.3	2	6	1	9	56	74		130	4	50
SHERMAN	5	2	-60.0				0	1	1		2		
TILLAMOOK	285	124	-56.5		5	1	6	13	99	1	113	2	3
UMATILLA	214	114	-46.7		19	7	26	20	44	4	68	5	15
UNION	86	10	-88.4				0	3	3		6	2	2
WALLOWA	16	3	-81.3				0		3		3		
WASCO	44	102	131.8		5	6	11	77	5	1	83	1	7
WASHINGTON	315	382	21.3	5	135	14	154	48	153	6	207	9	12
WHEELER	4	0	-100.0				0				0		
YAMHILL	201	196	-2.5		35	4	39	125	3	6	134	4	19
Total Offenses	8,221	10,003	21.7	905	1,470	209	2,584	2,493	2,481	200	5,174	325	1,920

Drug Law Arrest Total

Drug Law Arrest Sub-Totals - 1986

COUNTY	Drug Law Arrest Total			Drug Law Arrest Sub-Totals - 1986									
	1985	1986	% Change	Heroin	Cocaine	Other Narcotic	NARCOTIC TOTAL	Marij Over Oz	Marij Under Oz	Hashish	MARIJ TOTAL	SYNTHETIC NARCOTIC	OTHER DANGER DRUGS
BAKER	40	31	-22.5		3		3	12	13		25		3
BENTON	150	102	-32.0		7		7	29	33	8	70	7	18
CLACKAMAS	175	174	-0.6	4	18	14	36	29	85	6	120	5	13
CLATSOP	65	35	-46.2		7		7	2	24		26		2
COLUMBIA	45	59	31.1	1	3	3	7	2	47	1	50		2
COOS	222	245	10.4	3	12	5	20	38	124	1	163	15	47
CROOK	34	29	-14.7		7		7	1	14		15	1	6
CURRY	72	66	-8.3		1	1	2	19	38		57		7
DESCHUTES	141	151	7.1	3	17	13	33	19	62		81	6	31
DOUGLAS	343	468	36.4	3	63	2	68	51	194	19	264	9	127
GILLIAM	9	3	-66.7				0		3		3		
GRANT	12	18	50.0		9		9	2	6	1	9		
HARNEY	3	4	33.3				0		3		3		1
HOOD RIVER	42	32	-23.8		4	1	5		27		27		
JACKSON	484	504	4.1	6	55	4	65	153	134	6	293	24	122
JEFFERSON	31	53	71.0		2	1	3	1	45	1	47		3
JOSEPHINE	233	195	-16.3	1	10	2	13	68	81	2	151	3	28
KLAMATH	97	133	37.1	2	5	1	8	22	70		92		33
LAKE	8	8	0.0				0		8		8		
LANE	741	829	11.9	28	20	15	63	86	412	10	508	20	238
LINCOLN	118	68	-42.4		3		3	13	32	6	51	6	8
LINN	184	300	63.0	4	27	2	33	42	147	4	193	5	69
MALHEUR	18	40	122.2				0	24	12		36	1	3
MARION	551	580	5.3	118	76	4	198	64	173	6	243	15	124
MORROW	19	18	-5.3				0	2	4		6		12
MULTNOMAH	1,313	2,040	55.4	532	566	21	1,119	128	418	65	611	36	274
POLK	82	92	12.2	3	6		9	38	15		53	6	24
SHERMAN	9	9	0.0				0	1	8		9		
TILLAMOOK	120	82	-31.7	2	9	2	13	4	62	3	69		
UMATILLA	110	90	-18.2		11		11	16	49	3	68		11
UNION	65	25	-61.5		2		2	5	15		20	1	2
WALLOWA	14	1	-92.9				0		1		1		
WASCO	70	62	-11.4		3	2	5	8	44		52	1	4
WASHINGTON	313	421	34.5	4	157	16	177	35	188	6	229	2	13
WHEELER	3	2	-33.3				0		2		2		
YAMHILL	97	111	14.4	1	9		10	44	39	4	87	7	7
Total Arrests	6,035	7,073	17.2	715	1,112	109	1,936	958	2,628	152	3,739	170	1,229

2-23

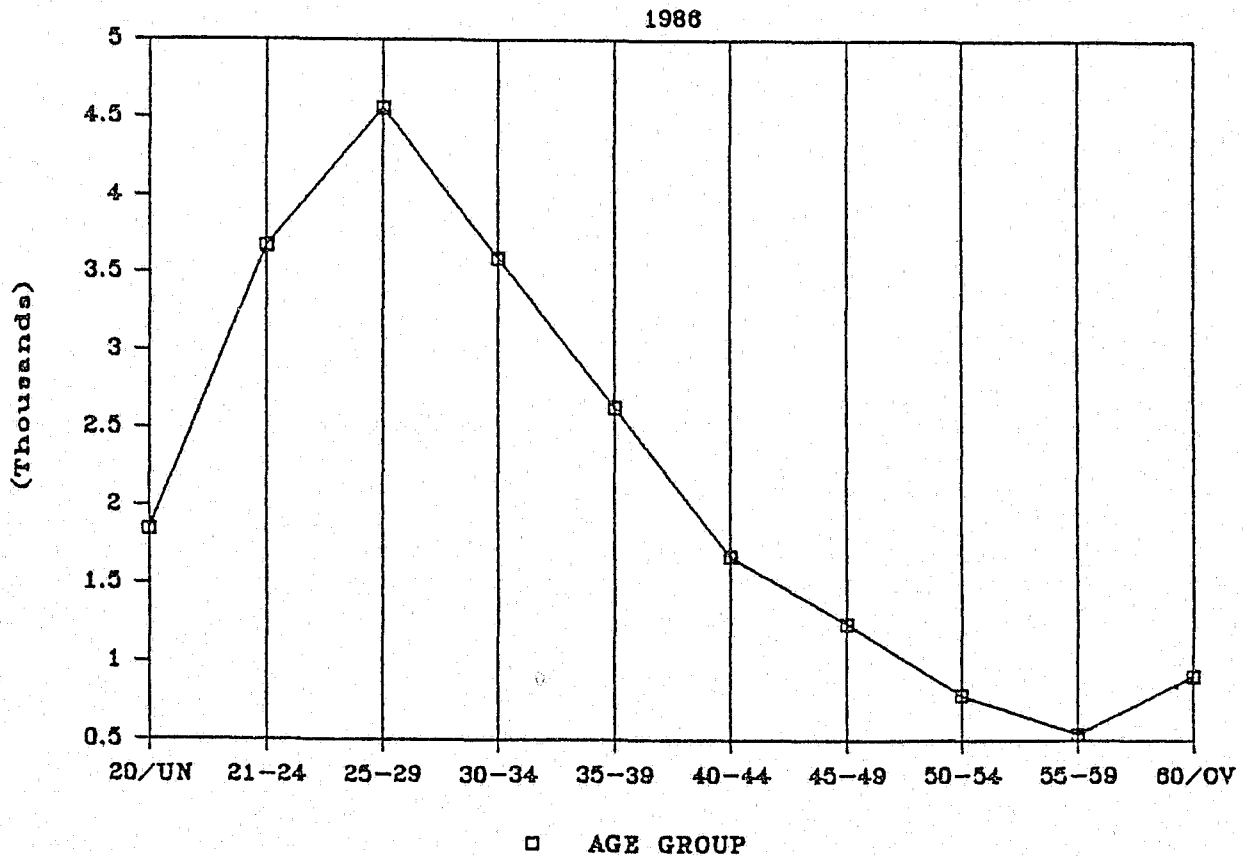
DRIVING UNDER the INFLUENCE of INTOXICANTS

D.U.I.I.	REPORTED OFFENSES		% CHANGE
	1985	1986	
Under .08	1,320	1,026	- 22.3
.08 thru .14	6,113	5,921	- 3.1
.15 thru .19	7,331	6,824	- 6.9
.20 and Above	4,138	3,805	- 8.0
BA Refused	4,212	4,132	- 1.9
BA Not Given	693	548	- 20.9
Of Drugs	N/A	50	
Undetermined	N/A	109	
D.U.I.I. Total	23,807	22,415	- 5.8

PERSONS ARRESTED FOR D. U. I. I., ADULT, JUVENILE, MALE, FEMALE and RACE

	TOTAL	ADULT	JUVENILE	MALE	FEMALE	WHITE	BLACK	INDIAN	HISPANIC	ASIAN
1985	22,701	22,341	360	19,039	3,662	21,282	311	377	662	69
1986	21,489	21,172	317	18,236	3,253	20,152	217	329	721	70
% Change	-5.3	-5.2	-11.9	-4.2	-11.2	-5.3	-30.2	-12.7	8.9	1.4

DUII ARRESTS DISTRIBUTED BY AGE



D.U.I.I. - TEN YEAR PROFILE

COUNTY	1977	1978	1979	1980	1981	1982	1983	1984	1985	1986
BAKER	250	288	346	223	213	173	238	208	168	181
BENTON	496	486	613	575	493	515	510	490	354	395
CLACKAMAS	1,582	1,458	1,873	1,874	1,920	1,939	1,734	2,180	1,633	1,662
CLATSOP	527	338	326	604	632	605	432	179	434	404
COLUMBIA	469	317	377	388	443	423	418	529	632	621
COOS	1,010	842	983	1,011	1,137	1,321	1,340	984	782	798
CROOK	217	166	126	162	122	86	148	144	123	126
CURRY	212	328	342	284	294	147	195	192	172	225
DESCHUTES	917	1,132	955	946	1,309	891	925	707	558	624
DOUGLAS	1,668	1,398	1,519	1,441	1,325	918	957	1,195	1,172	990
GILLIAM	35	24	43	45	36	25	19	38	30	26
GRANT	40	51	56	53	78	52	91	91	75	69
HARNEY	49	58	76	95	115	117	112	88	68	64
HOOD RIVER	285	301	305	322	336	299	308	338	348	352
JACKSON	2,041	1,652	1,558	1,819	1,778	1,528	1,542	1,720	1,697	1,677
JEFFERSON	147	186	120	203	186	160	219	281	273	309
JOSEPHINE	793	790	842	1,263	1,062	766	668	666	669	677
KLAMATH	933	1,046	1,038	1,219	1,287	908	1,227	1,095	878	715
LAKE	21	19	40	51	48	40	28	58	52	49
LANE	2,882	2,651	2,838	2,725	2,234	1,928	2,041	1,823	1,484	1,406
LINCOLN	601	479	522	759	997	843	790	825	732	727
LINN	834	1,050	1,119	1,199	1,034	982	977	909	652	617
MALHEUR	388	345	382	432	314	307	279	279	255	224
MARION	1,979	1,762	1,617	1,870	2,068	2,152	1,787	1,822	1,870	1,579
MORROW	112	109	117	106	83	46	43	67	74	67
MULTNOMAH	4,598	5,214	5,258	5,956	4,631	5,085	4,880	5,311	4,223	3,521
POLK	319	224	273	331	368	385	335	352	283	303
SHERMAN	36	25	34	37	51	40	28	35	28	28
TILLAMOOK	300	283	339	374	457	436	519	418	285	286
UMATILLA	1,054	921	1,202	1,287	1,116	1,119	1,020	1,079	903	815
UNION	235	227	252	170	165	175	214	159	139	163
WALLOWA	71	94	95	93	66	51	54	36	42	53
WASCO	379	354	528	598	680	604	491	440	313	418
WASHINGTON	1,599	1,786	1,925	1,782	2,104	2,170	2,165	2,099	1,732	1,688
WHEELER	4	2	3	6	2	2	2	12	9	3
YAMHILL	479	440	530	609	643	629	728	850	665	553
TOTAL	27,562	26,846	28,572	30,912	29,827	27,867	27,464	28,003	23,807	22,415

OFFENSES BY PREMISE TYPE

	01	02-17	03	04-08	05	06	07	09	10-11-12	14	18	22-24	OTHER	TOTAL
	HOM	SEX	ROBB	ASLT	BURQ	LARC	MVT	ARSON	F/F/E	VAHD	DRUGS	LQ/DC		
10 SINGLE FAMILY RESID.	60	5239	401	2105	27431	10335	945	368	998	6166	1991	3978	22934	82951
11 APT/PLEX/CONDOMINIUM	16	1016	216	979	6351	3023	145	115	183	1657	335	1042	6171	21249
12 CLUB/DORMITORY		66	15	86	449	481	15	16	25	192	3	39	377	1764
13 CABIN				6	187	20	4	5	1	15	1	4	23	266
14 HOTEL/MOTEL	6	95	84	91	358	953	39	18	356	226	116	114	589	3045
20 PUBLIC SAFETY FACIL.		42		56	31	107	6	9	13	133	186	60	780	1423
21 GOVT. OFFICE/SERVICE	2	78	9	35	418	599	18	20	421	332	120	157	1043	3252
22 PUB. SCHOOL/COLLEGE		202	35	134	1025	3042	33	109	58	1196	252	442	1740	8268
23 AUDITORIUM		3	4	6	47	154	6	5	7	57	3	79	78	449
24 AIRPORT/DEPOT		6	6	3	202	270	12	5	12	52	27	40	276	911
25 CHURCH		4	10	3	727	400	8	8	2	312	2	21	91	1588
26 PVT. SCHOOL/COLLEGE		27	2	8	107	181	10	5	11	61	4	10	145	571
27 HOSPITAL	1	10	2	10	34	388	4		16	25	15	49	197	751
30 RESTAURANT		45	245	64	1074	1447	26	28	888	463	39	325	794	5438
31 THEATER		7	16	6	58	73	1	2	6	36	2	21	48	276
32 B ALLEY/RINK/ARCADE		6	3	10	94	276	7	3	32	50	8	82	131	702
33 NIGHT CLUB/TAVERN	2	13	74	295	393	920	26	15	362	318	107	845	1892	5262
34 FINANCIAL		4	327	1	105	305	5	1	1642	118	2	15	69	2594
35 SERVICES		34	238	35	1136	1765	90	19	1756	497	35	116	419	6140
36 MEDICAL/DENTAL		10	2	8	375	381	4	10	42	105	16	17	100	1070
37 PHARMACY/DRUGSTORE		7	20		62	438		1	217	28	246	4	31	1054
38 GROCERY		22	346	57	476	8635	14	9	3904	209	61	343	757	14833
39 CONVENIENCE STORE		56	607	48	351	3230	9	2	588	188	14	269	620	5982
40 DEPARTMENT/VARIETY		30	144	17	254	6649	9	4	1287	100	50	58	616	9218
41 APPAREL		7	27	1	202	956	1	1	322	63	6	5	52	1643
42 JEWELRY/CAMERA			11	1	72	101			53	17		3	10	268
43 FURNITURE/APPLIANCE		3	3	2	190	246	1	2	89	73		7	24	640
44 HARDWARE/SPORT GOODS	1		5	1	221	374	1	4	206	60	1	2	34	910
45 MOTOR VEHICLE SALES		14	12	17	656	2805	894	11	320	829	15	27	292	5892
46 MARINE				2	27	76	4		8	13	1		15	146
47 CONSTRUCTION		4	1	3	316	216	16		36	96	1	3	39	731
48 LIQUOR/BEVERAGE		1	1	2	45	37			31	15		8	7	147
49 OTHER BUSINESS	1	111	148	67	4568	4914	177	50	1518	1362	57	252	1238	14463
50 FACTORY/WAREHOUSE		7	12	8	862	571	42	11	118	125	5	26	129	1916
51 OTH. RESIDENCE BLDGS.		14	9	8	2310	572	126	48	6	142	11	2	55	3303
52 OTHER FARM BLDGS.		6	2	2	791	353	47	10	3	73	10	2	63	1360
53 DOCK/PIER/WHARF		2	6	6	22	217	3		2	40	2	2	44	342
59 OTHER BUILDINGS		13	12	7	628	333	18	23	17	249	3	13	87	1403
60 STREET/ALLEY/SIDENLK	15	800	1705	1935	121	20212	3028	159	366	7595	1161	4509	9046	50652
61 FREEWAY		13	16	110	2	91	32	1	5	66	80	41	369	826
62 OTHER ROAD	6	69	47	134	7	544	145	8	50	452	242	304	1370	3378
63 BRIDGE/VIADUCT/TUNNL		6	9	20	2	24	2	2	13	21	4	14	38	155
64 PARKING LOT/DRIVEWAY	13	221	447	544	112	24273	4247	88	132	7055	380	1638	3473	42623
70 GOLF COURSE		3	4	3	32	114	5	2	6	52		2	28	251
71 PARK/CAMPGRND/BEACH	1	220	89	178	61	1347	63	21	23	791	202	736	932	4664
72 WATER/SHORELINE	4	39	7	28	3	323	15	1	1	62	28	98	223	832
73 CEMETERY		5	3	1	5	21	2		1	82	1	11	24	156
74 YARDS/RELATED AREA	3	234	72	207	78	6718	355	68	88	2192	149	607	3879	14650
75 DEV. FARMLAND/PASTURE	1	12	1	10	2	257	15	3	6	156	8	9	287	767
76 LOGGING SITE		1		1	6	132	4		1	24			16	185
77 WOODS/FOREST/MTS.	4	38	1	15	10	366	21	15		55	249	19	166	959
79 OTHER AREA	9	206	56	128	206	1920	116	42	559	656	1432	1186	1721	8237
UNKNOHN	38	358	145	270	605	2157	1308	81	1920	535	2366	3065	70728	83576

OFFENSES BY TYPE OF LOCATION WHERE CRIME OCCURRED - 1986
 (Includes offenses which were later unfounded)

OFFENSE SUMMARY BY TIME OF OCCURRENCE

CLASSIFICATION OF ACTIVITY	OFFENSE COUNT	MID	2 AM	4 AM	6 AM	8 AM	10 AM	12 N	2 PM	4 PM	6 PM	8 PM	10 PM	DAY	NIGHT	UNKHOWN
		TO 2 AM	TO 4 AM	TO 6 AM	TO 8 AM	TO 10AM	TO 12 H	TO 2 PM	TO 4 PM	TO 6 PM	TO 8 PM	TO 10PM	TO MID			
01. HOMICIDE																
1. WILLFUL MURDER	156	17	6	7	1	4	8	13	10	11	10	11	18	52	82	22
2. AGGRAVATED MURDER	23	3				2			3	2	4	4	1	7	15	1
3. NEGL. NON TRAFFIC	5	1					1				1		2	1	4	
TOTAL	184	21	6	7	1	6	9	13	13	13	15	15	21	60	101	23
02. RAPE (FORCIBLE)																
1. FORCIBLE	1147	90	82	44	16	20	22	21	47	32	45	56	101	190	519	438
2. ATTEMPT RAPE-FORCE	282	31	38	17	8	6	15	7	13	10	21	19	30	68	176	38
TOTAL	1429	121	120	61	24	26	37	28	60	42	66	75	131	258	695	476
03. ROBBERY																
1. HIGHWAY	2149	261	207	89	77	46	78	93	154	179	234	330	294	649	1489	11
2. BUSINESS	1111	79	51	22	16	26	64	100	123	139	147	174	131	486	623	2
3. SERVICE STATION	201	13	8	7	11	3	4	7	6	5	35	65	33	36	165	
4. CONVENIENCE STORE	604	134	55	27	20	8	15	9	17	27	49	86	143	100	501	3
5. RESIDENCE	608	49	39	20	24	26	31	44	48	53	61	80	71	248	349	11
6. BANK	318	2				4	77	56	83	74	5	1	2	307	10	1
9. OTHER	660	73	48	26	12	27	38	46	49	67	58	88	76	258	387	15
TOTAL	5651	611	408	191	160	140	307	355	480	544	589	824	750	2084	3524	43
04. AGGRAVATED ASSAULT																
1. AGGRAVATED	7550	894	577	205	180	237	333	452	615	743	821	1051	968	2679	4723	148
3. ATTEMPTED MURDER	223	30	18	11	16	4	7	7	16	16	21	37	27	69	145	9
TOTAL	7773	924	595	216	196	241	340	459	631	759	842	1088	995	2748	4868	157
05. BURGLARY																
1. RESIDENCE	35093	1087	647	453	667	1046	1055	1148	1265	1286	1397	1169	1042	13789	10181	11123
2. BUSINESS	13317	747	778	533	240	254	190	184	181	341	381	372	543	1778	6591	4948
3. OTHER STRUCTURE	5497	294	124	87	51	93	102	108	130	190	167	177	227	987	2210	2300
TOTAL	53907	2128	1549	1073	958	1393	1347	1440	1576	1817	1945	1718	1812	16554	18982	18371
06. LARCENY																
1. PICKPOCKET	520	34	21	9	7	14	34	72	61	53	39	39	34	283	213	24
2. PURSESNATCH	950	50	19	14	31	36	72	81	117	116	122	116	98	489	440	21
3. SHOPLIFT	18004	736	433	141	115	363	1365	2539	3501	3514	2326	1574	889	11577	6180	247
4. FROM MOTOR VEHICLES	32380	1273	704	359	470	813	855	1011	1103	1324	1696	1467	1482	9128	15285	7967
5. MOTOR VEH. PART/ACC.	12045	651	264	151	134	261	201	267	258	351	541	511	651	2425	6255	3365
6. BICYCLES	9908	225	67	31	77	252	367	480	699	799	643	480	347	4013	3210	2685
7. FROM PUBLIC BUILDING	12055	458	152	67	132	503	783	989	1144	976	608	485	401	6552	3014	2489
8. FROM COIN-OP MACHINE	808	42	16	14	25	25	28	17	33	37	48	40	40	205	338	265
9. ALL OTHERS	27672	1194	470	226	309	865	1239	1463	1623	1606	1167	1051	903	9580	7772	10320
TOTAL	114342	4663	2146	1012	1300	3132	4944	6919	8539	8776	7190	5763	4845	44252	42707	27383
07. MOTOR VEHICLE THEFT																
1. AUTOMOBILES	7098	309	263	124	117	190	237	245	244	272	307	389	400	2020	3274	1804
2. TRUCKS AND BUSES	2796	123	105	42	65	74	81	101	92	104	110	119	129	744	1300	752
3. MOTORCYCLES	2070	98	49	30	21	37	38	52	59	61	65	86	98	454	939	677
4. SNOWMOBILES	13	1				2		2						4	1	8
9. OTHER VEHICLES	147	9	3	2	3	5	4	2	6	9	9	5	4	35	53	59
TOTAL	12124	540	420	198	206	308	360	402	401	446	491	599	631	3257	5567	3300
08. SIMPLE ASSAULT	23026	2388	1635	612	439	775	1036	1386	1860	2244	2617	2878	2932	8352	13949	725
09. ARSON	1428	185	161	93	46	46	67	66	73	66	117	138	169	388	939	101
10. FORGERY/COUNTERFEIT	7590	571	25	12	28	261	542	577	595	521	301	249	104	3104	1371	3115
11. FRAUD	10817	628	170	88	70	527	666	693	847	742	450	377	238	4475	2106	4236
12. EMBEZZLEMENT	320	38	2		3	8	13	14	15	16	12	9	14	88	96	136
13. STOLEN PROPERTY	509	27	20	10	8	32	42	47	61	53	35	42	23	262	163	84
14. VANDALISM	35487	2501	1585	594	618	1114	1234	1277	1552	1815	2118	2491	2757	9336	17675	8476
15. WEAPON LAHS	2557	350	227	105	45	87	140	180	211	259	255	327	300	942	1585	30
16. PROSTITUTION	1192	173	61	21	3	5	14	44	26	67	193	280	293	160	1025	7
17. SEX CRIMES	7999	390	174	106	145	300	302	363	464	501	379	336	344	2323	2016	3660
18. DRUG LAHS	10047	576	418	154	211	491	776	882	856	839	1003	1019	806	4139	4008	1900
19. GAMBLING	47	1			2	3	1	4	2	5	6	9	8	17	25	5
20. OFF AGAINST FAMILY	2000	96	36	21	28	123	195	199	225	247	188	179	115	1079	678	243
21. DRIVING UNDER INFLU	22418	5683	5682	621	164	160	233	358	469	897	1633	2617	3868	2281	20105	32
22. LIQUOR LAHS	10029	1569	823	169	69	134	241	326	479	761	872	1499	2031	2035	6991	1003
24. DISORDERLY CONDUCT	10692	1127	621	156	172	408	609	662	1009	1143	1144	1245	1393	4184	5780	728
25. KIDNAPPING	581	50	45	17	19	21	19	31	39	43	58	69	50	194	345	42
26. ALL OTHER	28838	2289	1289	652	805	2006	2385	2610	2793	2950	2702	2635	2669	14239	12797	1802
28. CURFEW	3826	1977	1286	218	5	11	14	20	13	5	4	12	250	70	3747	9
29. RUHHAWAY	11435	460	156	85	596	901	761	943	1269	1381	1367	1140	906	6181	4418	836

OFFENSES BY TIME OF OCCURRENCE - 1986
(Includes offenses which were later unfounded)

CLASSIFICAT. OF OFFENSE ACTIVITY	OFFENSE COUNT	SUNDAY	MONDAY	TUESDAY	WEDNESDAY	THURSDAY	FRIDAY	SATURDAY	UNKNOWN
01. HOMICIDE									
1. WILLFUL MURDER	156	18	19	12	18	24	25	31	9
2. AGGRAVATED MURDER	23	3	3	6	2	2	4	2	1
3. NEGL. NON TRAFFIC	5	1					1	3	
TOTAL	184	22	22	18	20	26	30	36	10
02. RAPE (FORCIBLE)									
1. FORCIBLE	1147	138	175	118	151	159	132	161	113
2. ATTEMPT RAPE-FORCE	282	46	40	35	47	25	30	44	15
TOTAL	1429	184	215	153	198	184	162	205	128
03. ROBBERY									
1. HIGHWAY	2149	284	307	305	308	293	354	297	1
2. BUSINESS	1111	149	141	154	178	156	158	175	
3. SERVICE STATION	201	32	29	31	30	22	28	29	
4. CONVENIENCE STORE	604	123	84	71	97	76	65	86	2
5. RESIDENCE	608	90	94	77	81	79	90	91	6
6. BANK	318		69	60	54	49	80	6	
9. OTHER	660	88	102	78	91	94	99	104	4
TOTAL	5651	766	826	776	839	769	874	788	13
04. AGGRAVATED ASSAULT									
1. AGGRAVATED	7550	1261	932	1011	990	951	1077	1287	41
3. ATTEMPTED MURDER	223	39	34	20	38	23	28	36	5
TOTAL	7773	1300	966	1031	1028	974	1105	1323	46
05. BURGLARY									
1. RESIDENCE	35093	3196	4233	4293	4440	4166	4763	3969	6033
2. BUSINESS	13317	1510	1466	1403	1410	1359	1518	1591	3060
3. OTHER STRUCTURE	5497	667	575	565	615	605	638	700	1132
TOTAL	53907	5373	6274	6261	6465	6130	6919	6260	10225
06. LARCENY									
1. PICKPOCKET	520	59	72	77	58	66	83	90	15
2. PURSNEATCH	950	132	131	148	140	120	124	148	7
3. SHOPLIFT	18004	2208	2186	2292	2602	2699	2854	3026	137
4. FROM MOTOR VEHICLES	32380	4034	3870	3794	3933	3862	4261	4340	4286
5. MOTOR VEH. PART/ACC.	12045	1343	1471	1487	1454	1468	1495	1449	1878
6. BICYCLES	9908	1030	1296	1230	1237	1176	1269	1205	1465
7. FROM PUBLIC BUILDING	12055	1042	1643	1565	1736	1589	1807	1305	1368
8. FROM COIN-OP MACHINE	808	94	110	97	103	84	87	90	143
9. ALL OTHERS	27672	2802	3151	3022	3087	3001	3205	3303	6101
TOTAL	114342	12744	13930	13712	14350	14065	15185	14956	15400
07. MOTOR VEHICLE THEFT									
1. AUTOMOBILES	7098	877	854	807	876	868	908	976	932
2. TRUCKS AND BUSES	2796	360	320	330	331	347	414	399	295
3. MOTORCYCLES	2070	252	245	238	211	250	238	259	377
4. SEMI TRAILERS	13	3		2		3	2	2	1
9. OTHER VEHICLES	147	21	20	12	15	18	11	18	32
TOTAL	12124	1513	1439	1389	1433	1486	1573	1654	1637
08. SIMPLE ASSAULT	23026	3527	2969	2858	3057	2970	3421	3872	352
09. ARSON	1428	192	215	181	201	185	181	217	56
10. FORGERY/COUNTERFEIT	7590	654	1127	1129	1236	1028	1014	831	571
11. FRAUD	10817	1114	1414	1346	1624	1258	1558	1602	901
12. EMBEZZLEMENT	320	20	30	34	34	30	41	33	98
13. STOLEN PROPERTY	509	54	76	87	60	63	71	68	30
14. VANDALISM	35487	4528	4014	3759	3861	3840	4839	5563	5083
15. WEAPON LAWS	2557	361	329	333	353	357	403	411	10
16. PROSTITUTION	1192	60	156	193	225	244	179	132	3
17. SEX CRIMES	7999	761	962	948	1360	1010	858	899	1201
18. DRUG LAWS	10047	770	1254	1490	1515	1638	1903	1393	84
19. GAMBLING	47	2	4	3	13	10	10	4	1
20. OFF AGAINST FAMILY	2000	248	278	251	271	269	304	269	110
21. DRIVING UNDER INFLU	22418	4352	2157	2158	2363	2660	3462	5261	5
22. LIQUOR LAWS	10029	1389	878	971	1006	1017	2304	2441	23
24. DISORDERLY CONDUCT	10692	1442	1315	1363	1417	1307	1620	1725	503
25. KIDNAPPING	581	86	79	87	74	57	78	101	19
26. ALL OTHER	28838	3691	3883	3757	3860	3889	4367	4382	1009
28. CURFEW	3826	795	375	366	438	393	455	1000	4
29. RUNAWAY	11435	1339	1794	1649	1631	1486	1856	1479	201

OFFENSES BY DAY OF WEEK - 1986
(Includes offenses which were later unfounded)

UCR ACTUAL OFFENSE VOLUME BY MONTH

CLASSIFICATION OF OFFENSES	JAN	FEB	MAR	APR	MAY	JUN	JUL	AUG	SEP	OCT	NOV	DEC	TOTAL ACTUAL
01. HOMICIDE													
1. HILLFUL MURDER	9	9	17	7	7	15	17	13	11	16	15	16	152
2. AGGRAVATED MURDER	1	4	3	1	1		6	1	1		2	3	23
3. NEGL. HOH TRAFFIC			2			1				1		1	5
4. TRAFFIC DEATH ARRSTS													
TOTAL	10	13	22	8	8	16	23	14	12	17	17	20	180
02. RAPE (FORCIBLE)													
1. FORCIBLE	97	97	103	78	88	79	84	102	93	106	86	100	1113
2. ATTEMPT RAPE-FORCE	14	21	17	24	21	26	28	39	31	16	21	16	274
TOTAL	111	118	120	102	109	105	112	141	124	122	107	116	1387
03. ROBBERY													
1. HIGHWAY	203	162	167	160	152	184	183	182	208	206	182	147	2136
2. BUSINESS	99	68	86	62	113	91	93	107	88	100	98	99	1104
3. SERVICE STATION	14	20	19	18	17	15	17	15	20	19	13	14	201
4. CONVENIENCE STORE	51	32	60	38	52	38	37	57	61	62	60	53	601
5. RESIDENCE	60	50	64	46	50	40	39	39	53	53	62	50	606
6. BANK	34	22	23	22	19	29	25	29	18	21	26	50	318
9. OTHER	62	50	94	50	55	51	46	52	42	44	52	47	645
TOTAL	523	404	513	396	458	448	440	481	490	505	493	460	5611
04. AGGRAVATED ASSAULT													
1. AGGRAVATED	627	540	622	530	646	681	658	729	706	638	548	554	7479
3. ATTEMPTED MURDER	25	21	18	16	13	24	9	19	19	19	26	14	223
TOTAL	652	561	640	546	659	705	667	748	725	657	574	568	7702
05. BURGLARY													
1. RESIDENCE	3280	2703	2807	2596	2787	2493	2903	3000	3047	3009	2946	3024	34595
2. BUSINESS	1206	1087	1099	1060	1057	930	1187	1076	1139	1167	1093	1118	13219
3. OTHER STRUCTURE	429	429	472	524	515	462	483	438	442	437	392	439	5462
TOTAL	4915	4219	4378	4180	4359	3885	4573	4514	4628	4613	4431	4581	53276
06. LARCENY													
1. PICKPOCKET	42	44	50	41	52	63	42	48	39	38	19	39	517
2. PURSESNATCH	108	77	117	90	84	64	57	58	70	65	75	77	942
3. SHOPLIFT	1532	1524	1688	1490	1513	1454	1525	1460	1403	1457	1453	1468	17967
4. FROM MOTOR VEHICLES	2705	2621	2671	2512	2505	2379	2492	2760	2866	2741	2992	2952	32196
5. MOTOR VEH. PART/ACC.	1152	996	1033	910	919	801	926	971	1092	996	1143	1061	12000
6. BICYCLES	568	541	782	893	897	1014	1016	1135	850	898	667	460	9721
7. FROM PUBLIC BUILDING	1152	1159	1020	1069	945	941	881	793	935	1023	922	1016	11856
8. FROM COIN-OP MACHINE	79	68	74	73	66	56	58	66	67	77	55	64	803
9. ALL OTHERS	2020	1889	2295	2179	2464	2409	2441	2535	2231	2227	1973	2380	27043
TOTAL	9358	8919	9730	9257	9445	9181	9438	9826	9553	9522	9299	9517	113045
07. MOTOR VEHICLE THEFT													
1. AUTOMOBILES	483	447	502	457	545	542	580	659	728	612	602	557	6714
2. TRUCKS AND BUSES	224	208	226	212	182	197	226	214	251	247	266	237	2490
3. MOTORCYCLES	100	129	170	147	163	169	216	256	215	192	153	100	2010
4. SNOWMOBILES		2	1	2	2				1		1	2	11
9. OTHER VEHICLES	19	16	12	7	14	14	10	10	13	10	14	3	142
TOTAL	826	802	911	825	906	922	1032	1139	1208	1061	1036	899	11567
08. SIMPLE ASSAULT	1663	1651	1896	1767	2044	2004	2027	2248	1956	1855	1734	1705	22550
09. ARSON	133	84	112	158	139	133	125	104	126	135	91	79	1419
10. FORGERY/COUNTERFEIT	626	611	587	489	714	513	562	575	640	715	703	810	7545
11. FRAUD	897	833	961	906	887	736	1020	929	817	1029	695	939	10649
12. EMBEZZLEMENT	37	18	30	24	21	17	24	31	30	28	20	40	320
13. STOLEN PROPERTY	43	40	54	42	37	31	36	37	40	49	41	52	502
14. VANDALISM	3012	2716	3307	2908	2987	3085	3205	2951	2587	2878	2735	2807	35178
15. WEAPON LAWS	179	205	200	203	194	174	215	214	211	246	238	258	2537
16. PROSTITUTION	70	90	41	79	51	55	174	113	142	156	121	99	1191
17. SEX CRIMES	739	684	981	573	716	615	704	587	531	558	553	560	7801
18. DRUG LAWS	631	599	681	715	838	786	881	1065	971	985	901	953	10006
19. GAMBLING	9	11	3	2	3		2	1	1	4	8	1	45
20. OFF AGAINST FAMILY	122	125	139	135	158	145	123	168	134	167	175	136	1727
21. DRIVING UNDER INFLU	1814	1682	2087	2036	1974	1808	1911	1863	1830	1803	1853	1757	22418
22. LIQUOR LAWS	699	566	909	830	939	1063	1028	1200	788	734	668	569	9993
24. DISORDERLY CONDUCT	844	780	874	825	968	958	1014	965	846	800	748	724	10346
25. KIDNAPPING	28	29	50	29	55	56	53	51	51	54	52	43	551
26. ALL OTHER	2262	2051	2363	2253	2506	2572	2606	2703	2231	2373	2159	2098	28177
28. CURFEW	317	229	348	237	341	418	425	469	298	339	233	172	3826
29. RUNAWAY	924	899	1107	1102	1070	956	834	849	905	1035	865	789	11335

OFFENSES DISTRIBUTED BY MONTH - 1986
(Includes offenses which were later unfounded)

CRIMES AGAINST PERSONS HISTORY

CLASSIFICATION	1985	1986
Willful Murder	112	152
Aggravated Murder	10	23
MURDER TOTAL	122	175
NEGLIGENT HOMICIDE	4	5
Forcible Rape	1,066	1,104
Attempted Force Rape	299	273
FORCIBLE RAPE TOTAL	1,365	1,377
Non-Forcible Rape	458	313
Contrib to Sex Delinquency	102	119
Physical Molest	3,693	3,339
Obscene Phone Call	1,206	824
Incest	N/A	63
Indecent Exposure	1,188	1,303
Forcible Sodomy	1,070	1,093
Non-Force Sodomy	244	238
All Other Sex Crimes	598	488
SEX CRIME TOTAL	8,559	7,780
Kidnap for addntl. crime	N/A	498
Kidnap for Hostage/Shield	N/A	49
Kidnap for Ransom	N/A	2
Hijack/Terrorist	N/A	
KIDNAP TOTAL	477	549
EXTORTION	59	83
Robbery-Highway	1,498	2,134
Robbery-Business	1,045	1,104
Robbery-Service Station	260	201
Robbery-Convenience Store	458	601
Robbery-Residence	645	606
Robbery-Bank	227	318
Robbery-Other	917	644
ROBBERY TOTAL	5,050	5,608
PURSE-SNATCH	880	941
Aggravated Assault	8,115	7,476
Attempted Murder	211	223
AGGRAVATED ASSAULT TOTAL	8,326	7,699
SIMPLE ASSAULT	19,849	22,528
CRIMES AGAINST PERSON TOTAL	44,691	46,745

CRIMES AGAINST PROPERTY HISTORY

CLASSIFICATION	1985	1986
Burglary-Residence	33,902	34,549
Burglary-Business	N/A	13,214
Burglary-Other Structure	N/A	5,460
Non-Residence Total	17,117	18,674
BURGLARY TOTAL	51,019	53,223
Pickpocket	584	516
Shotlifting	16,294	17,965
From Mtr Vehicle	29,958	32,177
Of Mtr.Veh Parts/Accessory	11,841	11,997
Bicycles	9,622	9,709
From Public Building	14,871	11,837
From Coin-Op Machine	804	803
Other Larceny	22,141	26,972
LARCENY TOTAL	106,115	111,976
Automobiles	5,909	6,679
Trucks/Busses/Vans	2,401	2,673
Motorcycles	1,819	2,005
Snowmobiles	14	11
Other Motor Vehicles	135	147
MOTOR VEH. THEFT TOTAL	10,278	11,515
Single Family Residence	338	357
Other Residential	121	124
Storage	71	52
Industry/Mfg.	12	10
Other Commercial	142	105
Community/Public	152	149
Other Structure	60	67
Structure Total	896	864
Motor Vehicles	190	188
Other Mobil Property	8	17
Mobil Total	198	205
Other Arson	409	350
ARSON TOTAL	1,503	1,419
Checks	4,543	6,186
Credit Cards	1,106	685
Currency	137	175
Securities	37	52
Other Forgery	346	433
FORGERY/CTFT TOTAL	6,169	7,531

CRIMES AGAINST PROPERTY HISTORY

CLASSIFICATION	1985	1986
No Account Checks	N/A	81
Account Closed Checks	N/A	2,277
NSF Checks	N/A	2,872
Check Total	4,876	5,230
Credit Card	733	649
By Decption	1,886	1,776
Of Services	2,386	2,507
Other Fraud	264	475
FRAUD TOTAL	10,145	10,637
 EMBEZZLEMENT	 564	 320
 STOLEN PROPERTY		
(Buy, Sell, Posses)	528	501
 Residence	 7,157	 7,074
Non-Residence	6,158	6,496
Vehicle	14,791	15,016
Venerated Objects	109	121
Police Vehicle	238	213
Other Vandalism	5,938	6,236
VANDALISM TOTAL	34,391	35,156
 CRIMES AGAINST PROPERTY		
TOTAL	220,712	232,278

BEHAVIORAL CRIMES HISTORY

CLASSIFICATION	1985	1986
Possess Illegally	550	601
Carry Concealed	1,016	1,195
Ex-Con in Possession	N/A	287
Other Weapon Laws	507	454
WEAPON LAWS TOTAL	2,073	2,537
Engage In Prostitution	759	640
Promote Prostitution	46	19
Compel Prostitution	27	39
Other Prostitution	303	493
PROSTITUTION TOTAL	1,135	1,191
Narcotic Drugs	1,222	2,584
Marijuana	5,728	5,174
Synthetic Drugs	135	325
Other Danger Drugs	1,136	1,920
DRUG LAW TOTAL	8,221	10,003
Gambling Bookmaking	2	1
Gambling Numbers/Lottery		
Illegal Games		10
Illegal Device/Machine	N/A	
Illegal Payoff	N/A	31
Gambling Other	58	3
GAMBLING TOTAL	60	45
Family Child Abandonment	46	60
Family Child Neglect	1,255	984
Family Non-Support	6	11
Family Custodial Interfer	307	367
Other Family	232	300
CRIME AGNST FMLY TOTAL	1,846	1,722
D.U.I.I. Under .08	1,320	1,026
D.U.I.I. .08 thru .14	6,113	5,921
D.U.I.I. .15 thru .19	7,331	6,824
D.U.I.I. .20 and Above	4,138	3,805
BA Refused	4,212	4,132
BA Not Given	693	548
D.U.I.I. of Drugs	N/A	50
Undetermined	N/A	109
D.U.I.I. TOTAL	23,807	22,415

BEHAVIORAL CRIMES HISTORY

CLASSIFICATION	1985	1986
Minor in Possession	5,861	6,231
Illegal Liquor	42	29
Illegal Establishment	4	4
Drinking in Public	2,119	2,329
Furnishing	864	773
Importing	7	6
License Violations	N/A	24
Minor on Premises	N/A	63
Other Liquor Laws	641	532
LIQUOR LAW TOTAL	9,538	9,991
 DISORDERLY CONDUCT	 4,306	 10,340
Trespass	10,296	10,692
Escape Your Custody	545	595
Bomb Threat	361	475
Other Criminal Threat	1,516	2,652
Nuisance Harrassment *	8,409	N/A
Shoot in Prohib Area		168
Animal Ordinance		4,571
Garbage/Littering	970	1,057
All Other	7,070	7,867
ALL OTHER TOTAL	29,167	28,077
 CURFEW VIOLATIONS	 3,891	 3,826
Runaway Male	5,052	4,948
Runaway Female	6,639	6,385
RUNAWAY JUVENILE TOTAL	11,691	11,333
 BEHAVIORAL CRIMES TOTAL	 95,735	 101,480
 GRAND TOTAL	 361,138	 380,503

SECTION 3
COUNTY RANKINGS
AND
TEN-YEAR PROFILE

This section contains a comparative ranking of Oregon Counties by population, crime volumes and crime rates for 1986.

A ten-year historical profile of reported offenses is included for the state and for each county.

OREGON COUNTIES POPULATION AND CRIME VOLUME AND RATE RANKINGS FOR 1986

COUNTY	POPULATION		CRIMES AGAINST PERSONS			CRIMES AGAINST PROPERTY			BEHAVIORAL CRIMES			TOTAL CRIMINAL OFFENSES			INDEX CRIME OFFENSES							
		RANK	NUMBER OF OFFENSES	RANK	RATE PER 100,000	RANK	NUMBER OF OFFENSES	RANK	RATE PER 100,000	RANK	NUMBER OF OFFENSES	RANK	RATE PER 100,000	RANK	NUMBER OF OFFENSES	RANK	RATE PER 100,000	RANK				
MULTNOMAH	566,200	1	19,237	1	3,397.6	1	80,520	1	14,221.1	1	20,959	1	3,701.7	17	120,716	1	21,320.4	1	77,151	1	13,626.1	1
WASHINGTON	273,300	2	2,277	5	833.2	29	16,131	5	5,902.3	23	6,016	5	2,201.2	31	24,424	5	8,936.7	28	13,082	5	4,786.7	19
LANE	261,650	3	3,233	3	1,235.6	19	20,420	2	7,804.3	9	7,077	4	2,704.8	24	30,730	3	11,744.7	19	16,655	2	6,365.4	5
CLACKAMAS	248,200	4	3,156	4	1,271.6	16	17,675	4	7,121.3	15	5,415	6	2,181.7	32	26,246	4	10,574.5	23	14,544	4	5,859.8	7
MARION	209,200	5	3,695	2	1,766.3	6	19,415	3	9,280.6	2	12,239	2	5,850.3	3	35,349	2	16,897.2	3	15,652	3	7,481.8	2
JACKSON	138,400	6	2,073	6	1,497.8	10	10,387	6	7,505.1	12	7,170	3	5,180.6	7	19,630	6	14,183.5	9	7,620	6	5,505.8	10
DOUGLAS	92,700	7	1,271	8	1,371.1	12	6,175	8	6,661.3	18	3,718	9	4,010.8	16	11,164	8	12,043.1	16	4,249	8	4,583.6	22
LINN	86,050	8	1,583	7	1,839.6	4	7,445	7	8,651.9	3	4,715	7	5,479.4	4	13,743	7	15,970.9	5	5,771	7	6,706.6	3
BENTON	66,100	9	547	16	827.5	30	4,601	12	6,960.7	16	2,303	14	3,484.1	19	7,451	14	11,272.3	21	3,494	12	5,285.9	13
DESCHUTES	65,400	10	817	12	1,249.2	18	5,082	10	7,770.6	10	2,031	15	3,105.5	22	7,930	12	12,125.4	14	3,721	11	5,689.6	9
JOSEPHINE	61,650	11	1,017	11	1,655.0	7	5,259	9	8,558.2	4	4,498	8	7,319.8	1	10,774	9	17,533.0	2	3,769	9	6,133.4	6
UMATILLA	58,700	12	794	13	1,352.6	14	4,385	14	7,470.2	13	2,497	13	4,253.8	15	7,676	13	13,076.7	11	3,026	14	5,155.0	15
COOS	57,500	13	1,068	10	1,857.4	3	4,594	13	7,989.6	8	2,911	12	5,062.6	8	8,573	11	14,909.6	7	3,312	13	5,760.0	8
YAMHILL	57,100	14	483	17	845.9	28	3,604	15	6,311.7	22	3,099	10	5,427.3	6	7,186	15	12,584.9	13	2,674	15	4,683.0	21
KLAMATH	56,700	15	1,135	9	2,001.8	2	4,740	11	8,359.8	5	3,098	11	5,463.8	5	8,973	10	15,825.4	6	3,723	10	6,566.1	4
POLK	45,600	16	603	14	1,322.4	15	2,915	17	6,392.5	21	1,966	16	4,311.4	14	5,484	16	12,026.3	15	2,208	16	4,842.1	18
LINCOLN	36,900	17	574	15	1,555.6	9	2,951	16	7,997.3	7	1,815	17	4,918.7	10	5,340	17	14,471.5	8	1,888	17	5,116.5	16
COLUMBIA	36,100	18	451	19	1,249.3	17	1,693	20	4,689.8	29	1,185	19	3,282.5	20	3,329	19	9,221.6	26	1,137	21	3,149.6	29

OREGON COUNTIES - POPULATION, CRIME VOLUME AND RATE RANKINGS - 1986

OREGON COUNTIES POPULATION AND CRIME VOLUME AND RATE RANKINGS FOR 1986

COUNTY	POPULATION		CRIMES AGAINST PERSONS			CRIMES AGAINST PROPERTY			* BEHAVIORAL CRIMES			TOTAL CRIMINAL OFFENSES			INDEX CRIME OFFENSES							
		RANK	NUMBER OF OFFENSES	RANK	RATE PER 100,000	RANK	NUMBER OF OFFENSES	RANK	RATE PER 100,000	RANK	NUMBER OF OFFENSES	RANK	RATE PER 100,000	RANK	NUMBER OF OFFENSES	RANK	RATE PER 100,000	RANK				
CLATSOP	32,900	19	474	18	1,440.7	11	2,447	18	7,437.7	14	1,425	18	4,331.3	13	4,346	18	13,209.7	10	1,741	18	5,291.8	12
HALHEUR	26,200	20	252	23	961.8	24	1,738	19	6,633.6	20	926	24	3,534.4	18	2,916	20	11,129.8	22	1,367	19	5,217.6	14
UNION	23,000	21	255	22	1,108.7	20	1,116	24	4,852.2	28	568	25	2,382.6	28	1,919	24	8,343.5	29	846	22	3,678.3	27
WASCO	21,600	22	338	21	1,564.8	8	1,496	21	6,925.9	17	1,008	21	4,666.7	11	2,842	21	13,157.4	12	1,162	20	5,379.6	11
TILLAMOOK	21,300	23	385	20	1,807.5	5	1,136	23	5,333.3	26	994	22	4,666.7	12	2,515	22	11,807.5	17	768	23	3,605.6	28
CURRY	16,900	24	163	25	964.5	23	943	25	5,579.9	25	526	26	3,112.4	20	1,632	26	9,656.8	25	717	25	4,242.6	24
HOOD RIVER	16,200	25	141	26	870.4	27	842	27	5,197.5	27	503	27	3,104.9	23	1,486	28	9,172.8	27	682	26	4,209.9	25
BAKER	15,500	26	122	28	787.1	31	1,278	22	8,245.2	6	412	28	2,658.1	25	1,812	25	11,690.3	20	727	24	4,690.3	20
CROOK	13,500	27	139	27	1,029.6	22	781	28	5,785.2	24	667	23	4,940.7	9	1,587	27	11,755.6	18	502	28	3,718.5	26
JEFFERSON	12,000	28	164	24	1,366.7	13	906	26	7,550.0	11	859	20	7,158.3	2	1,929	23	16,075.0	4	585	27	4,875.0	17
GRANT	8,350	29	88	29	1,053.9	21	299	30	3,580.8	32	217	29	2,598.8	26	604	30	7,233.5	30	218	30	2,610.8	30
MORROW	7,800	30	68	30	871.8	26	518	29	6,641.0	19	179	30	2,294.9	29	765	29	9,807.7	24	369	29	4,370.8	23
LAKE	7,300	31	34	32	465.8	34	147	33	2,013.7	36	114	33	1,561.6	36	295	33	4,041.1	36	130	33	1,780.8	34
WALLOWA	7,200	32	29	33	402.8	35	282	31	3,916.7	31	132	32	1,833.3	35	443	31	6,152.8	32	187	31	2,597.2	31
HARNEY	7,100	33	43	31	605.6	32	203	32	2,859.2	33	141	31	1,985.9	33	387	32	5,450.7	34	170	32	2,394.4	32
SHERMAN	2,100	34	20	34	952.4	25	47	35	2,238.1	35	51	34	2,428.6	27	118	34	5,619.0	33	30	35	1,428.6	36
GILLIAM	1,800	35	6	36	333.3	36	42	36	2,333.3	34	41	35	2,277.8	30	89	36	4,944.4	35	26	36	1,444.4	35
WHEELER	1,500	36	8	35	533.3	33	65	34	4,333.3	30	29	36	1,933.3	34	102	35	6,800.0	31	30	34	2,000.0	33

0104

County	Popula- tion	Crimes Against Persons	Crimes Against Property	Behavior Crime	Total Reported Crime	Index Crime Total	Murder	Forcible Rape*	Robbery	Aggra- vated Assault	Burglary	Larceny	Motor Vehicle Theft	Arson
1977 Rate Per	2,396,100 100,000 Pop.	22,948 957.7	178,391 7445.1	95,923 4003.3	297,262 12406.1	143,302 5980.6	117 4.9	940 76.9	2,937 122.6	6,725 280.7	38,694 1614.9	83,030 3465.2	9,465 395.0	1,394 58.2
1982 Rate Per	2,656,185 100,000 Pop.	35,190 1324.8	210,333 7918.6	100,042 3766.4	345,565 13009.8	174,531 6570.7	136 5.1	1,050 77.5	4,422 166.5	6,881 259.1	47,109 1773.6	105,468 3970.7	7,922 298.2	1,543 58.1
1983 Rate Per	2,635,000 100,000 Pop.	37,274 1414.6	200,039 7591.6	98,062 3721.5	335,375 12727.7	167,158 6343.8	111 4.2	1,075 80.0	4,529 171.9	7,249 275.1	46,326 1758.1	98,476 3737.2	8,034 304.9	1,358 51.5
1984 Rate per	2,660,000 100,000 Pop.	40,319 1515.8	203,616 7654.7	97,503 3665.5	341,438 12836.0	169,347 6366.4	129 4.8	1,202 88.6	4,560 171.4	7,660 288.0	48,839 1836.1	97,173 3653.1	8,519 320.3	1,265 47.6
1985 Rate Per	2,675,800 100,000 Pop.	44,691 1670.2	220,712 8248.4	95,735 3577.8	361,138 13496.4	184,657 6901.0	121 4.5	1,365 100.0	5,050 188.7	8,326 311.2	51,019 1906.7	106,995 3998.6	10,278 384.1	1,503 56.2
1986 Rate Per	2,659,500 100,000 Pop.	46,745 1757.7	232,278 8733.9	101,480 3815.8	380,503 14307.3	193,933 7292.1	175 6.6	1,377 101.5	5,608 210.9	7,699 289.5	53,223 2001.2	112,917 4245.8	11,515 433.0	1,419 53.4

* The Crime Rate for Forcible Rape is based only on the Female Population which was 51% of the state total as per the 1980 census.

County	Popu- lation	Crimes Against Persons	Crimes Against Property	Behavior Crime	Total Reported Crime	Index Crime Total	Murder	Forcible Rape	Robbery	Aggra- vated Assault	Burglary	Larceny	Motor Vehicle Theft	Arson
BAKER														
1977	16,050	78	994	1,068	2,140	615		4	5	29	174	355	35	13
1982	16,240	74	955	520	1,549	583				17	135	413	15	3
1983	16,150	103	955	520	1,578	688		5		22	146	492	20	3
1984	16,000	119	1,127	441	1,687	642	1	4	1	25	119	463	26	3
1985	15,600	124	1,143	404	1,671	637		8	4	15	160	416	30	4
1986	15,500	122	1,278	412	1,812	727	1	2	2	21	234	415	36	16
BENTON														
1977	67,400	370	3,957	1,963	6,290	3,196		13	16	77	579	2,369	116	26
1982	69,600	494	4,498	2,114	7,106	3,450	1	13	29	91	651	2,548	109	8
1983	68,100	408	4,102	2,231	6,741	3,061	2	13	14	77	640	2,215	89	11
1984	68,500	501	4,274	2,235	7,010	3,276		17	16	94	679	2,337	104	29
1985	69,100	501	4,555	2,137	7,193	3,435	3	6	21	47	690	2,521	118	29
1986	66,100	547	4,601	2,303	7,451	3,494	1	30	17	76	817	2,453	108	12
CLACKAMAS														
1977	211,000	1,180	12,540	6,646	20,366	9,543	5	47	107	336	3,111	5,045	787	105
1982	245,100	1,969	16,066	6,144	24,179	13,079	13	58	146	311	4,440	7,208	769	134
1983	243,600	2,082	15,538	5,306	22,926	12,825	12	55	202	343	4,453	6,855	801	104
1984	246,300	2,603	15,445	5,697	23,745	12,919	4	67	210	491	4,523	6,784	765	75
1985	248,200	3,117	16,658	5,509	25,284	14,086	5	89	223	577	4,820	7,398	871	103
1986	248,200	3,156	17,675	5,415	26,246	14,542	12	117	192	194	4,747	7,859	1,323	98
CLATSOP														
1977	29,800	144	2,285	1,357	3,786	1,585		1	20	57	376	1,042	76	13
1982	32,700	348	2,059	1,548	3,955	1,451		4	16	35	402	900	78	16
1983	32,750	342	1,948	1,195	3,485	1,466	1	6	12	40	416	899	82	10
1984	32,900	431	2,203	1,344	3,978	1,634	2	14	14	77	456	975	85	11
1985	32,900	531	2,435	1,243	4,209	1,698		16	13	46	440	1,079	86	18
1986	32,900	474	2,447	1,425	4,209	1,741	2	11	23	57	519	1,010	107	12
COLUMBIA														
1977	33,300	209	1,788	1,273	3,270	1,295	1	9	6	101	330	778	59	11
1982	36,200	231	1,644	1,023	2,898	1,187	3	1	11	43	345	716	61	7
1983	36,000	227	1,615	1,152	2,994	1,176	1	10	9	23	343	719	64	7
1984	36,200	271	1,665	1,101	3,037	1,110		10	10	53	356	613	55	13
1985	36,100	380	1,640	1,067	3,087	1,114	1	12	13	21	351	640	60	16
1986	36,100	451	1,693	1,185	3,329	1,137		13	7	17	381	657	51	11

COUNTY TEN YEAR PROFILE
Baker thru Columbia Counties

CL
I
EN

County	Population	Crimes Against Persons	Crimes Against Property	Behavior Crime	Total Reported Crime	Index Crime Total	Murder	Forcible Rape	Robbery	Aggravated Assault	Burglary	Larceny	Motor Vehicle Theft	Arson
COOS														
1977	61,100	362	4,285	3,321	7,968	3,113	4	15	31	137	815	1,870	220	21
1982	61,750	719	4,328	3,517	8,564	3,342	2	14	31	171	952	1,997	149	26
1983	61,450	797	3,741	3,537	8,075	3,004	4	25	25	92	781	1,921	138	18
1984	61,000	792	4,011	2,973	7,776	2,886	1	16	21	106	815	1,756	150	21
1985	60,150	951	4,124	2,597	7,672	3,039	1	16	19	120	831	1,858	170	24
1986	57,500	1,068	4,594	2,911	8,573	3,312	3	27	32	118	969	1,926	207	30
CROOK														
1977	12,100	61	625	573	1,259	470		2	1	39	95	307	24	2
1982	12,900	139	885	507	1,531	520			4	16	135	350	12	3
1983	12,950	152	900	694	1,746	572		19	2	12	132	385	19	3
1984	13,000	155	804	601	1,560	523	1	15		11	117	353	17	9
1985	13,400	163	927	725	1,815	575		4		21	139	370	34	7
1986	13,500	139	781	667	1,587	502	1	5	2	14	121	328	27	4
CURRY														
1977	14,500	68	934	764	1,766	621		2	3	33	145	376	53	9
1982	17,200	103	1,050	445	1,598	826		6	2	28	223	526	34	7
1983	17,400	114	838	483	1,435	618	2	1	5	22	183	371	29	5
1984	17,100	116	804	517	1,437	570	2	4	3	28	167	335	26	5
1985	16,900	142	770	483	1,395	582		3	2	18	119	407	31	2
1986	16,900	163	943	526	1,632	717	1	4	5	17	183	460	41	6
DESCHUTES														
1977	46,800	252	2,666	2,096	5,014	2,176	2	4	22	129	411	1,446	151	11
1982	64,350	508	3,994	2,036	6,538	3,180	4	20	24	61	699	2,219	133	20
1983	63,300	465	3,694	1,937	6,096	2,887		13	8	55	587	2,047	160	17
1984	64,000	540	4,128	1,498	6,166	3,287	5	11	22	86	678	2,304	147	34
1985	65,400	698	4,310	1,504	6,512	3,349	1	24	19	73	818	2,226	173	15
1986	65,400	817	5,082	2,931	7,930	3,721	8	29	14	36	881	2,521	201	31
DOUGLAS														
1977	83,700	695	5,247	4,080	10,022	3,958	3	28	27	323	977	2,332	222	46
1982	92,050	840	5,377	2,986	9,203	3,877	2	29	28	126	992	2,497	183	20
1983	90,400	936	5,704	3,104	9,744	4,143	2	32	31	143	1,136	2,598	176	25
1984	91,400	1,085	5,641	3,451	10,177	3,903	2	21	34	109	1,066	2,473	182	16
1985	92,150	1,306	5,686	3,506	10,498	3,982	4	34	28	127	993	2,591	178	27
1986	92,700	1,271	6,175	3,718	11,164	4,249	4	52	30	150	1,025	2,754	218	16

COUNTY TEN YEAR PROFILE
COOS THRU DOUGLAS COUNTIES

County	Population	Crimes Against Persons	Crimes Against Property	Behavior Crime	Total Reported Crime	Index Crime Total	Murder	Forcible Rape	Robbery	Aggravated Assault	Burglary	Larceny	Motor Vehicle Theft	Arson
GILLIAM														
1977	2,100	2	76	134	212	63	1			1	8	47	3	3
1982	1,960	5	69	64	138	55				1	15	32	6	
1983	1,970	6	24	35	65	18				1	6	11		
1984	1,950	3	34	62	99	26					11	14	1	
1985	1,900	2	28	47	77	20		1			4	15		
1986	1,800	6	42	41	89	26			1	1	4	18	2	
GRANT														
1977	7,500	21	170	136	327	149	1	2		12	55	72	6	1
1982	7,970	48	189	178	415	135	3			15	35	74	7	1
1983	8,000	66	221	232	519	160	2	2	1	11	39	96	4	5
1984	8,050	58	184	185	427	149		2	1	18	30	75	10	13
1985	8,230	80	176	254	510	143	1	1	3	19	43	68	5	3
1986	8,350	88	299	217	604	218	1	2	1	18	75	100	16	5
HARNEY														
1977	7,700	59	451	177	687	383		1	3	29	66	253	23	8
1982	7,515	35	290	221	546	216			3	6	38	158	9	2
1983	7,250	34	217	176	427	166	1		1	2	40	114	7	1
1984	7,250	36	205	225	466	166				4	35	120	7	
1985	7,350	52	254	156	462	186		2		7	38	112	17	10
1986	7,100	43	203	140	386	171	2		1	18	41	100	7	2
HODD RIVER														
1977	14,600	56	825	452	1,333	577			5	26	147	370	20	9
1982	15,870	116	964	439	1,519	764	2	2	4	30	175	516	28	7
1983	16,200	138	858	452	1,448	653		7	4	22	166	432	21	1
1984	16,900	128	900	484	1,512	696	1	3	5	19	133	513	20	2
1985	16,350	147	835	480	1,462	644	1	7	4	21	141	437	32	1
1986	16,200	141	842	503	1,486	682	2	9	4	17	138	481	26	5
JACKSON														
1977	118,500	939	9,851	8,932	19,722	6,874	5	40	76	234	1,584	4,454	380	101
1982	133,725	1,447	9,736	6,585	17,768	7,016	6	30	63	199	1,629	4,769	239	81
1983	133,350	1,481	8,874	6,311	16,666	6,598		39	45	166	1,603	4,398	284	63
1984	135,100	1,792	9,440	6,866	18,098	6,694	7	59	43	221	1,611	4,399	299	55
1985	137,900	1,820	9,488	6,937	18,245	6,886	6	53	62	243	1,499	4,617	363	43
1986	138,400	2,073	10,387	7,170	19,630	7,620	6	55	91	282	1,781	4,949	411	45

COUNTY TEN YEAR PROFILE
Gilliam thru Jackson Counties

County	Popula- tion	Crimes Against Persons	Crimes Against Property	Behavior Crime	Total Reported Crime	Index Crime Total	Murder	Forcible Rape	Robbery	Aggra- vated Assault	Burglary	Larceny	Motor Vehicle Theft	Arson
JEFFERSON														
1977	10,100	67	659	512	1,258	537	1	2	6	59	113	305	47	4
1982	12,225	75	542	469	1,086	418	1	1	7	22	102	239	43	3
1983	12,050	86	455	413	954	353	1	2	3	16	89	217	20	5
1984	12,200	90	616	471	1,177	395		2	3	10	78	271	24	7
1985	12,150	213	935	718	1,866	535		9	6	26	116	336	39	3
1986	12,000	164	906	859	1,929	585		3	1	17	127	396	37	4
JOSEPHINE														
1977	50,900	296	3,088	2,093	5,477	2,190	3	11	21	94	473	1,409	160	19
1982	59,000	661	4,782	4,157	9,600	3,440		10	30	185	821	2,239	124	31
1983	59,250	633	4,346	3,956	8,935	3,297	2	8	37	129	897	2,056	157	11
1984	60,300	740	4,579	4,060	9,379	3,247	5	30	20	69	853	2,037	216	17
1985	61,500	985	4,787	4,207	9,979	3,624	4	22	23	89	1,075	2,213	171	27
1986	61,450	1,017	5,259	4,498	10,774	3,769	6	17	37	63	976	2,469	174	27
KLAMATH														
1977	56,500	356	2,866	2,401	5,623	2,221	8	11	26	143	540	1,319	147	27
1982	59,200	676	3,657	2,449	6,782	2,634	8	15	25	139	579	1,713	128	27
1983	58,350	703	3,013	2,662	6,378	2,273	3	20	29	146	587	1,357	105	26
1984	58,200	913	3,648	3,057	7,618	2,732	2	34	27	177	682	1,666	132	12
1985	57,550	1,141	4,347	3,139	8,627	3,132	6	26	32	175	826	1,861	172	34
1986	56,700	1,135	4,740	3,098	8,973	3,723	8	33	58	180	1,142	2,084	190	28
LAKE														
1977	6,680	11	77	61	149	80		2		7	43	18	7	3
1982	7,625	17	99	125	241	92		1		7	23	54	6	1
1983	7,500	26	89	74	189	87		1	1	10	31	34	8	2
1984	7,600	19	108	134	261	86			1		39	38	8	
1985	7,450	23	80	107	210	80			1	2	30	36	8	3
1986	7,300	34	147	114	295	130	1	2	1	4	39	63	18	2
LANE														
1977	252,500	2,157	19,178	10,324	31,659	15,922	7	92	179	473	3,986	10,159	874	152
1982	270,650	2,415	21,252	8,892	32,559	17,986	14	98	256	317	4,408	12,172	629	92
1983	267,900	2,554	19,005	8,766	30,325	15,734	8	97	248	349	3,899	10,421	625	87
1984	268,500	3,097	20,405	8,960	32,462	16,600	11	145	230	405	4,320	10,739	657	93
1985	269,500	3,570	20,654	8,207	32,431	17,097	6	109	201	473	4,577	10,701	869	161
1986	261,650	3,233	20,420	7,077	30,730	16,655	16	72	237	347	4,763	10,258	870	92

COUNTY TEN YEAR PROFILE
 Jefferson thru Lane Counties

County	Population	Crimes Against Persons	Crimes Against Property	Behavior Crime	Total Reported Crime	Index Crime Total	Murder	Forcible Rape	Robbery	Aggravated Assault	Burglary	Larceny	Motor Vehicle Theft	Arson
LINCOLN														
1977	28,700	175	2,265	1,163	3,603	1,763	1	2	15	89	567	950	106	33
1982	36,600	409	2,567	1,673	4,649	2,013		14	29	115	575	1,178	92	10
1983	36,750	413	2,338	1,631	4,382	1,819	1	15	10	100	506	1,118	57	12
1984	37,300	381	2,137	1,546	4,064	1,636	2	7	18	64	467	993	69	16
1985	37,230	566	2,327	1,630	4,523	1,767	1	13	15	68	517	1,063	73	17
1986	36,900	574	2,951	1,815	5,340	1,888		10	19	92	501	1,157	86	23
LINN														
1977	85,000	664	5,829	4,518	11,011	4,702	1	34	32	340	1,321	2,685	250	39
1982	88,850	899	5,577	3,532	10,008	4,340	5	25	39	97	1,179	2,810	155	30
1983	89,350	988	5,108	3,414	9,510	3,898	1	14	40	70	1,120	2,449	158	46
1984	89,900	1,068	4,966	3,256	9,290	3,834	8	35	25	107	1,215	2,208	195	41
1985	89,000	1,218	6,288	3,474	10,980	4,939	5	58	40	112	1,407	3,021	240	56
1986	86,050	1,583	7,445	4,715	13,743	5,771	2	65	56	117	1,736	3,398	340	57
MALHEUR														
1977	25,000	68	1,368	781	2,217	1,025	3	3	4	29	285	620	68	13
1982	27,175	230	1,549	988	2,767	1,273	4	1	7	57	181	967	51	5
1983	27,000	235	1,567	737	2,539	1,308	2	8	6	64	251	928	44	5
1984	27,800	205	1,418	743	2,366	1,143	2	7	8	36	243	793	49	5
1985	28,000	280	1,506	788	2,574	1,198		6	3	37	225	856	66	5
1986	26,200	252	1,738	926	2,916	1,367	1	8	7	45	287	961	56	2
MARION														
1977	177,700	1,879	15,570	7,821	25,270	11,806	5	76	151	490	2,804	7,547	641	92
1982	207,350	2,589	17,772	9,943	30,304	14,341	7	69	187	624	3,407	9,403	540	104
1983	205,900	2,674	16,514	9,442	28,630	13,651	8	72	194	518	3,350	8,868	546	95
1984	210,000	3,015	16,979	9,430	29,424	13,186	7	115	211	368	3,389	8,412	608	76
1985	213,750	3,308	18,103	10,215	31,626	14,174	10	88	224	410	3,480	9,154	710	98
1986	209,200	3,695	19,415	12,239	35,349	15,652	17	120	340	345	4,165	9,833	760	72
MORROW														
1977	5,550	25	227	186	438	177		1	2	12	59	92	11	
1982	7,260	83	272	167	522	222	1		5	18	40	146	7	5
1983	7,275	72	301	134	507	233		4	1	14	73	126	14	1
1984	7,500	86	334	171	591	236		7		11	50	155	10	3
1985	7,570	61	296	166	523	212	1	3	2	10	64	122	9	1
1986	7,800	68	518	179	765	369		1		9	95	247	13	4

COUNTY TEN YEAR PROFILE
 Lincoln thru Morrow Counties

COUNTY TEN YEAR PROFILE
Multnomah thru Umatilla Counties

County	Popula- tion	Crimes Against Persons	Crimes Against Property	Behavior Crime	Total Reported Crime	Index Crime Total	Murder	Forcible Rape	Robbery	Aggra- vated Assault	Burglary	Larceny	Motor Vehicle Theft	Arson
MULTNOMAH														
1977	556,400	10,536	56,290	17,317	84,143	49,965	46	449	1,999	2,398	14,852	26,023	3,752	446
1982	564,500	14,705	70,399	22,399	107,503	64,520	42	510	3,207	3,542	18,557	34,699	3,227	736
1983	557,500	15,850	69,866	22,575	108,291	64,843	47	464	3,354	4,171	18,632	34,054	3,452	669
1984	562,300	16,415	71,613	22,249	110,277	66,814	49	441	3,406	4,531	20,369	33,792	3,641	585
1985	561,800	17,853	78,467	20,234	116,554	73,972	47	531	3,766	4,989	20,921	38,635	4,445	638
1986	566,200	19,237	80,520	20,959	120,716	77,151	53	495	4,131	4,931	20,655	41,351	4,876	659
POLK														
1977	42,000	223	2,120	1,395	3,738	1,454	1	8	7	109	380	871	60	18
1982	45,060	453	3,327	2,090	5,870	2,236	1	15	16	89	600	1,421	72	22
1983	44,500	416	3,435	1,843	5,694	2,245		10	16	87	601	1,456	61	14
1984	45,000	409	2,827	1,787	5,023	1,929	1	10	14	78	598	1,147	69	12
1985	44,300	511	2,764	1,672	4,947	1,974	2	20	14	114	547	1,193	73	11
1986	45,600	603	2,915	1,966	5,484	2,208	2	12	27	86	658	1,334	85	4
SHERMAN														
1977	2,200	3	56	40	99	44			1		9	29	3	2
1982	2,210	10	76	73	159	66			2	1	10	44	7	2
1983	2,200	17	62	52	131	47		2	3		11	26	4	1
1984	2,200	11	80	71	162	66		1		1	14	43	6	1
1985	2,070	16	80	69	165	52	1	2		1	18	23	7	
1986	2,100	20	47	51	118	30		1	2		9	16	1	1
TILLAMOOK														
1977	18,800	51	993	848	1,892	742	1	1	6	24	224	434	45	7
1982	21,150	140	1,077	1,176	2,393	839		2	1	17	241	527	41	10
1983	21,500	170	954	1,227	2,351	767		6	3	24	214	483	30	7
1984	22,000	192	864	1,128	2,184	704	3	21	8	21	159	446	39	7
1985	21,500	243	915	1,053	2,211	752		26	9	23	228	422	36	8
1986	21,300	385	1,136	994	2,515	768	4	22	5	30	260	391	42	14
UMATILLA														
1977	52,100	346	3,544	2,919	6,809	2,545	3	20	24	172	601	1,537	155	33
1982	60,000	666	4,471	2,932	8,069	3,214	3	16	32	130	786	2,067	151	29
1983	60,100	730	4,148	2,887	7,765	3,025	3	20	16	117	780	1,925	137	27
1984	60,600	652	4,264	2,724	7,640	3,042	2	17	22	94	835	1,910	148	14
1985	60,000	844	3,927	2,369	7,140	2,783	5	29	23	85	723	1,714	169	35
1986	58,700	794	4,385	2,497	7,676	3,026	5	24	23	99	860	1,820	172	23

3-10

COUNTY TEN YEAR PROFILE
Union thru Wheeler Counties

County	Popula- tion	Crimes Against Persons	Crimes Against Property	Behavior Crime	Total Reported Crime	Index Crime Total	Murder	Forcible Rape	Robbery	Aggra- vated Assault	Burglary	Larceny	Motor Vehicle Theft	Arson
UNION														
1977	22,600	133	1,223	1,194	2,550	904	2	4	15	65	240	515	54	9
1982	24,410	189	1,423	644	2,256	1,042	2	9	6	37	232	709	38	9
1983	24,200	231	1,209	710	2,150	834	1	10	3	72	176	518	50	4
1984	24,800	203	1,068	503	1,774	766		5	2	23	160	519	56	1
1985	24,350	375	1,374	759	2,508	940		27	5	26	213	614	45	10
1986	23,000	255	1,116	548	1,919	846	2	30	3	64	163	525	52	7
WALLOWA														
1977	6,900	16	162	161	339	109			3	7	23	70	4	2
1982	7,390	18	209	134	361	146			1	6	50	83	6	
1983	7,330	45	255	159	459	201		5		14	70	104	4	4
1984	7,550	41	177	108	326	126	1	4	1	6	31	74	8	1
1985	7,420	40	277	109	426	204			1	4	44	137	17	1
1986	7,200	29	282	132	443	187			1	6	43	124	12	1
WASCO														
1977	20,400	99	1,111	709	1,919	1,005	2	8	14	42	226	639	68	6
1982	22,700	276	1,686	1,179	3,141	1,283	1	3	13	50	268	878	66	4
1983	24,200	307	1,562	971	2,840	1,166	1	5	20	48	305	720	60	7
1984	22,500	378	1,535	1,098	3,011	1,218	1	10	9	51	357	720	60	10
1985	22,000	317	1,385	862	2,564	1,097		1	8	34	295	677	72	10
1986	21,600	338	1,496	1,008	2,842	1,162		10	8	36	307	723	68	10
WASHINGTON														
1977	200,800	1,045	11,847	6,432	19,324	9,733	11	41	97	470	2,536	5,763	731	84
1982	259,700	1,869	14,744	6,112	22,725	12,174	10	71	174	176	3,569	7,489	618	67
1983	257,400	1,962	13,665	6,337	21,964	11,429	6	74	185	180	3,570	6,814	548	52
1984	260,200	1,733	12,836	5,552	20,121	10,706	6	50	159	162	3,585	6,142	542	60
1985	268,000	2,532	15,346	5,695	23,573	12,921	10	108	247	184	3,863	7,710	733	66
1986	273,300	2,277	16,131	6,016	24,424	13,083	12	93	216	113	3,803	8,038	729	79
WHEELER														
1977	1,920	6	36	28	70	30				2	14	14		
1982	1,425	6	48	32	86	43				2	14	25	2	
1983	1,425	9	33	44	86	25				2	5	17	1	
1984	1,400	6	30	31	67	24		1		1	9	12	1	
1985	1,430	9	31	34	74	26		1		3	6	15	1	
1986	1,500	8	65	29	102	30				1	10	18	1	

County	Popula- tion	Crimes Against Persons	Crimes Against Property	Behavior Crime	Total Reported Crime	Index Crime Total	Murder	Forcible Rape	Robbery	Aggra- vated Assault	Burglary	Larceny	Motor Vehicle Theft	Arson
YAMHILL														
1977	74,200	270	2,296	2,035	4,601	1,730		7	13	137	525	915	107	26
1982	56,575	497	3,439	3,201	7,137	2,528	1	13	23	100	601	1,682	87	21
1983	56,200	498	3,375	3,195	7,068	2,485		14	9	91	656	1,623	76	16
1984	57,000	483	3,284	3,308	7,075	2,389	3	17	16	104	592	1,551	88	18
1985	57,600	573	3,793	3,177	7,543	2,803	1	10	19	106	758	1,737	155	17
1986	57,100	483	3,604	3,099	7,186	2,674	2	23	14	78	708	1,680	152	17

SECTION 4
STATE AND COUNTY
ARREST INFORMATION

This section provides information on the number of persons arrested for each offense for the state and for individual counties in 1986.

The state table provides information by the sex and race of persons arrested.

Both the state and county information provide age breakdowns for persons arrested in each offense category.

This page left blank

NUMBER OF ARRESTS BY AGE - STATE OF OREGON, 1986

TOTAL ARRESTS	ADULT ARRESTS	JUVENILE ARRESTS		Under 10	10 to 12	13 to 14	15	16	17	18	19	20	21	22	23	24	25 to 29	30 to 34	35 to 39	40 to 44	45 to 49	50 to 54	55 to 59	60 to 64	65 and Over	
CRIME AGAINST PERSON																										
161	150	11	Willful Murder *		1		1	4	5	7	9	4	6	9	2	4	36	21	21	17	4	5	1	2	2	
12	9	3	Neg. Homicide(1)			2		1			1		1			2		3	1			1				
417	360	57	Forcible Rape(2) *	1	4	18	10	13	11	16	18	12	19	15	16	14	83	57	47	29	13	9	7	1	4	
1,393	1,092	301	Other Sex Crime	7	39	102	59	52	42	45	37	34	44	49	44	36	179	173	148	81	61	54	26	31	50	
89	82	7	Kidnapping		1	1		3	2	4		6	4	3	2	7	24	12	7	7	5			1		
9	6	3	Extortion		2				1			1	2	1			1				1					
1,298	1,095	203	Robbery *		15	36	45	54	53	74	78	75	62	69	67	57	236	204	107	31	22	7	3		3	
Arrests for purse-snatch are currently included in the larceny arrest category																										
1,553	1,333	220	Purse-Snatch *	2	21	53	37	53	54	50	56	59	59	68	57	70	299	225	151	88	50	42	27	13	19	
13,959	12,315	1,644	Aggravated Assault *	45	181	394	300	334	390	411	457	428	555	639	664	680	2,934	2,208	1,451	796	451	233	180	104	124	
18,891	16,442	2,449	Simple Assault	55	264	606	452	514	558	607	656	619	752	853	852	868	3,794	2,903	1,933	1,049	607	351	244	152	202	
CRIME AGAINST PROPERTY																										
5,937	3,339	2,598	Burglary *	102	288	614	540	557	497	457	364	264	249	219	172	156	627	441	208	107	30	18	10	7	10	
23,874	15,386	8,488	Larceny *	362	1,147	2,202	1,569	1,651	1,557	1,352	1,149	928	852	691	732	650	2,704	2,352	1,688	845	501	316	212	158	256	
2,285	1,244	1,041	Motor Vehicle Theft *	7	38	222	270	268	236	172	136	111	104	76	78	63	203	140	80	41	23	5	7	3	2	
280	119	161	Arson *	24	37	49	27	12	12	4	6	2	6	4	5	4	27	17	17	9	5	6	3	2	2	
1,354	1,186	168	Forgery/Counterfeit		5	32	33	54	44	76	71	85	87	80	73	65	265	213	108	30	14	14	3	1	1	
1,191	1,088	103	Fraud	1	7	12	22	31	30	62	48	54	54	64	36	52	241	172	123	74	33	29	23	10	13	
25	25		Ebezzlement							2	4		2	2		1	5		2		1				1	
579	409	170	Stolen Property		15	38	39	41	37	43	38	43	30	23	33	20	66	51	35	11	10	2	1	1	2	
4,418	2,427	1,991	Vandalism	141	361	524	328	307	330	286	214	168	150	148	128	122	521	311	176	78	54	25	23	7	16	
39,943	25,223	14,720	TOTAL	637	1,898	3,693	2,828	2,921	2,743	2,454	2,030	1,655	1,534	1,307	1,257	1,133	4,659	3,702	2,437	1,195	671	415	282	190	302	
BEHAVIORAL CRIMES																										
1,671	1,482	189	Weapon Laws		4	31	46	49	59	85	84	68	74	80	77	77	336	259	142	73	52	32	20	17	6	
1,229	1,136	93	Prostitution	1		9	10	21	52	118	100	106	82	68	97	55	224	144	70	29	21	12	2	5	3	
7,073	6,370	703	Drug Laws	1	26	135	151	175	215	266	317	319	332	378	356	372	1,599	1,140	758	295	127	71	18	11	11	
26	26		Gambling										1	2		4		3	5	4		5	2			
209	203	6	Crimes Against Family			1	1	3	1	2	4	10	8	11	10	11	57	41	31	8	4	3	3			
21,489	21,172	317	D.U.I.	1		7	12	92	205	408	550	584	910	937	902	927	4,559	3,594	2,636	1,679	1,248	788	539	463	448	
11,406	6,919	4,487	Liquor Laws	5	38	479	803	1,375	1,787	1,866	1,577	1,084	282	160	139	102	440	380	310	206	144	109	55	33	32	
2,828	2,417	411	Disorderly Conduct	7	23	118	75	87	101	136	175	141	172	137	145	132	465	384	229	132	64	43	29	12	21	
10,631	8,829	1,802	All Other	32	152	379	368	426	445	498	467	457	402	432	398	444	1,649	1,395	1,066	620	357	248	172	100	124	
2,443	2,443		Curfew	7	111	563	540	677	545																	
3,422	3,422		Runaway Juveniles	27	240	1,181	896	752	326																	
62,427	48,554	13,873	TOTAL	81	594	2,903	2,902	3,657	3,736	3,379	3,274	2,769	2,263	2,205	2,124	2,120	9,333	7,340	5,247	3,046	2,017	1,311	840	641	645	
121,261	90,219	31,042	GRAND TOTAL	773	2,756	7,202	6,182	7,092	7,037	6,440	5,960	5,043	4,549	4,365	4,233	4,121	17,786	13,945	9,617	5,290	3,295	2,077	1,366	983	1,149	
35,805	23,026	12,779	Index Total	498	1,551	3,194	2,499	2,612	2,425	2,132	1,816	1,455	1,357	1,151	1,129	1,018	4,215	3,457	2,319	1,167	648	408	270	186	298	

STATEWIDE ARRESTS BY AGE - 1986

NUMBER OF MALE ARRESTS BY AGE - STATE OF OREGON, 1986

TOTAL ARRESTS	ADULT ARRESTS	JUVENILE ARRESTS		Under	10 to 12	13 to 14	15	16	17	18	19	20	21	22	23	24	25 to 29	30 to 34	35 to 39	40 to 44	45 to 49	50 to 54	55 to 59	60 to 64	65 and Over		
				10	12	14	15	16	17	18	19	20	21	22	23	24	29	34	39	44	49	54	59	64	Over		
CRIME AGAINST PERSON																											
140	129	11	Willful Murder *		1		1	4	5	6	5	4	5	8	2	4	32	17	19	14	4	5	1	1	2		
10	8	2	Neg. Homicide(1)			1		1			1		1				2	2	1			1					
412	355	57	Forcible Rape(2) *	1	4	18	10	13	11	16	18	12	19	15	15	13	82	56	46	29	13	9	7	1	4		
1,338	1,056	282	Other Sex Crime	7	35	95	55	50	40	43	35	32	43	45	39	34	172	169	144	80	59	54	26	31	50		
77	73	4	Kidnapping					3	1	4		5	4	3	2	6	21	11	5	7	5						
6	4	2	Extortion		2								2	1							1						
1,159	974	184	Robbery *		15	34	40	48	47	66	70	68	55	64	60	55	195	181	97	30	21	6	3		3		
			Purse-Snatch *	Arrests for purse-snatch are currently included in the larceny arrest category																							
1,332	1,138	194	Aggravated Assault *	2	20	48	31	46	47	43	46	53	52	64	44	59	252	192	130	74	46	32	24	10	17		
11,752	10,494	1,258	Simple Assault	41	150	274	221	265	307	345	359	349	463	538	547	593	2,469	1,913	1,265	698	399	201	150	93	112		
16,225	14,231	1,994	TOTAL	51	227	470	358	430	458	523	534	523	644	738	709	764	3,225	2,541	1,707	932	548	308	211	136	188		
CRIME AGAINST PROPERTY																											
5,404	3,029	2,375	Burglary *	88	261	553	497	520	456	428	335	245	228	210	154	144	554	382	182	300	25	17	9	7	9		
17,038	10,958	6,080	Larceny *	282	835	1,505	1,089	1,213	1,156	1,019	878	677	656	527	510	469	1,826	1,557	1,258	601	342	226	139	103	170		
2,016	1,121	895	Motor Vehicle Theft *	7	36	175	228	242	207	160	132	100	93	69	69	52	175	126	72	39	20	4	6	2	2		
244	96	148	Arson *	23	35	42	25	11	12	4	6	2	6	4	3	2	22	14	13	6	3	6	2	2	1		
834	725	109	Forgery/Counterfeit		4	19	24	33	29	53	49	49	61	51	45	33	147	131	67	15	7	12	3	1	1		
768	700	68	Fraud	1	5	9	12	24	17	39	37	38	32	37	22	36	137	108	76	49	26	28	14	8	13		
10	10		Embezzlement							2	3					1	2	1		1							
492	340	152	Stolen Property		14	34	35	36	33	38	33	38	29	19	28	16	48	40	28	7	10	2	1	1	2		
3,940	2,153	1,787	Vandalism	133	326	443	294	286	305	269	192	151	138	134	109	103	458	273	157	67	39	25	20	6	12		
30,746	19,132	11,614	TOTAL	534	1,516	2,780	2,204	2,365	2,215	2,012	1,665	1,300	1,243	1,051	940	856	3,369	2,632	1,853	884	473	320	194	130	210		
BEHAVIORAL CRIMES																											
1,511	1,346	165	Weapon Laws		4	28	41	42	50	76	74	62	65	70	72	68	303	235	130	71	48	32	19	15	6		
303	302	1	Prostitution				1			1	7	11	14	8	7	8	73	61	43	27	20	12	2	5	3		
5,645	5,085	560	Drug Laws	1	14	99	122	147	177	222	271	273	271	309	266	282	1,247	882	623	234	108	63	13	10	11		
11	11		Gambling									1	1				1	3	1	1	1	2					
100	96	4	Crimes Against Family				1	3		1	2	6	2	5	4	2	30	17	15	5	2	2	3				
18,236	17,958	278	D.U.I.			4	10	81	183	354	491	514	778	817	762	808	3,840	3,044	2,187	1,385	1,038	665	464	395	416		
9,158	5,948	3,210	Liquor Laws	5	26	276	510	1,009	1,384	1,519	1,333	934	255	144	126	86	392	348	277	185	126	104	55	32	32		
2,377	2,070	307	Disorderly Conduct	3	15	81	54	67	87	120	154	120	142	113	122	116	397	323	193	117	59	36	29	11	18		
8,606	7,167	1,439	All Other	26	129	292	281	344	367	412	379	376	347	343	332	362	1,312	1,126	865	497	282	206	135	88	105		
1,612		1,612	Curfew	6	83	332	342	460	389																		
1,452		1,452	Runaway Juveniles	19	120	416	372	344	181																		
49,011	39,983	9,028	TOTAL	60	391	1,528	1,734	2,497	2,818	2,705	2,711	2,296	1,875	1,810	1,691	1,732	7,595	6,039	4,334	2,522	1,683	1,121	722	556	591		
95,982	73,346	22,636	GRAND TOTAL	645	2,134	4,778	4,296	5,292	5,491	5,240	4,910	4,119	3,762	3,599	3,340	3,352	14,189	11,212	7,894	4,338	2,704	1,749	1,127	822	989		
27,744	17,800	9,944	Index Total	403	1,207	2,375	1,921	2,097	1,941	1,742	1,490	1,161	1,114	961	857	798	3,138	2,525	1,817	893	474	305	191	126	208		

STATEWIDE MALES ARRESTED BY AGE - 1986

NUMBER OF FEMALE ARRESTS BY AGE - STATE OF OREGON, 1986

TOTAL ARRESTS	ADULT ARRESTS	JUVENILE ARRESTS		Under 10	10 to 12	13 to 14	15	16	17	18	19	20	21	22	23	24	25 to 29	30 to 34	35 to 39	40 to 44	45 to 49	50 to 54	55 to 59	60 to 64	65 and Over	
CRIME AGAINST PERSON																										
21	21	0	Willful Murder *							1	4		1	1			4	4	2	3					1	
2	1	1	Neg. Homicide(1)			1													1							
5	5	0	Forcible Rape(2) *												1	1	1	1	1							
55	36	19	Other Sex Crime		4	7	4	2	2	2	2	2	1	4	5	2	7	4	4	1	2					
12	9	3	Kidnapping		1	1			1			1				1	3	1	2					1		
3	2	1	Extortion						1								1									
140	121	19	Robbery *			2	5	6	6	8	8	7	7	5	7	2	41	23	10	1	1	1				
0	0	0	Purse-Snatch *	Arrests for purse-snatch are currently included in the larceny arrest category																						
221	195	26	Aggravated Assault *		1	5	6	7	7	7	10	6	7	4	13	11	46	34	21	14	4	10	3	3	2	
2,207	1,821	386	Simple Assault	4	31	120	79	69	83	66	98	79	92	101	117	87	463	295	187	99	52	32	30	11	12	
2,666	2,211	455	TOTAL	4	37	136	94	84	100	84	122	96	108	115	143	104	566	363	227	118	59	43	33	16	14	
CRIME AGAINST PROPERTY																										
533	310	223	Burglary *	14	27	61	43	37	41	29	29	19	21	9	18	12	73	59	26	7	5	1	1		1	
4,836	4,428	2,408	Larceny *	80	312	697	480	438	401	333	271	251	196	164	222	181	878	795	430	244	159	90	73	55	86	
269	123	146	Motor Vehicle Theft *		2	47	42	26	29	12	4	11	11	7	9	11	28	14	8	2	3	1	1	1		
36	23	13	Arson *	1	2	7	2	1								2	2	5	3	4	3	2		1		
520	461	59	Forgery/Counterfeit		1	13	9	21	15	23	22	36	26	29	28	32	118	82	41	15	7	2				
423	388	35	Fraud		2	3	10	7	13	23	11	16	22	27	14	16	104	64	47	25	7	1	9	2		
15	15	0	Ebezzlement								1		2	2			3	4	2					1		
87	69	18	Stolen Property		1	4	4	5	4	5	5	5	1	4	5	4	18	11	7	4						
478	274	204	Vandalism	8	35	81	34	21	25	17	22	17	12	14	19	19	63	38	19	11	15		3	1	4	
9,197	6,091	3,106	TOTAL	103	382	913	624	556	528	442	365	355	291	256	317	277	1,290	1,070	584	311	198	95	88	60	92	
BEHAVIORAL CRIMES																										
160	136	24	Weapon Laws			3	5	7	9	9	10	6	9	10	5	9	33	24	12	2	4		1	2		
926	834	92	Prostitution	1		9	9	21	52	117	93	95	68	60	90	47	151	83	27	2	1					
1,428	1,285	143	Drug Laws		12	36	29	28	38	44	46	46	61	69	90	90	352	258	135	61	19	8	5	1		
15	15	0	Gambling											1			3		4	3		4				
109	107	2	Crimes Against Family			1			1	1	2	4	6	6	6	9	27	24	16	3	2	1				
3,253	3,214	39	D.U.I.	1		3	2	11	22	54	59	70	132	120	140	119	719	550	449	294	210	123	75	68	32	
2,248	971	1,277	Liquor Laws		12	203	293	366	403	347	244	150	27	16	13	16	48	32	33	21	18	5		1		
451	347	104	Disorderly Conduct	4	8	37	21	20	14	16	21	21	30	24	23	16	68	61	36	15	5	7		1	3	
2,025	1,662	363	All Other	6	23	87	87	82	78	86	88	81	55	89	66	82	337	269	201	123	75	42	37	12	19	
831	0	831	Curfew	1	28	231	198	217	156																	
1,970	0	1,970	Runaway Juveniles	8	120	765	524	408	145																	
13,416	8,571	4,845	TOTAL	21	203	1,375	1,168	1,160	918	674	563	473	388	395	433	388	1,738	1,301	913	524	334	190	118	85	54	
25,279	16,873	8,406	GRAND TOTAL	128	622	2,424	1,886	1,800	1,546	1,200	1,050	924	787	766	893	769	3,594	2,734	1,724	953	591	328	239	161	160	
8,061	5,226	2,835	Index Total	81	331	785	596	521	480	402	326	294	243	190	272	220	1,076	933	502	274	174	103	79	60	90	

STATEWIDE FEMALES ARRESTED BY AGE - 1986

4-5

NUMBER OF ARRESTS BY RACE - STATE OF OREGON, 1986

TOTAL ARRESTS	ADULT JUVENILE ARRESTS			WHITE			BLACK			INDIAN			HISPANIC			INDD-CHIN			OTHER ASIAN		
	Adult	Juven		Total	Adult	Juven	Total	Adult	Juven	Total	Adult	Juven	Total	Adult	Juven	Total	Adult	Juven	Total		
CRIME AGAINST PERSON																					
161	150	11	Willful Murder *	121	9	130	9	2	11	6	6	13	13	1	1						
12	9	3	Neg. Homicide(1)	9	3	12															
417	360	57	Forcible Rape(2) *	256	49	305	58	5	63	5	5	33	2	35				8	1	9	
1,393	1,092	301	Other Sex Crime	976	285	1,261	44	7	51	19	4	23	46	5	51	1	1	6		6	
89	82	7	Kidnapping	Not available Included in All Other arrests																	
9	6	3	Extortion	Not available Included in All Other arrests																	
1,298	1,095	203	Robbery *	704	134	838	309	58	367	29	1	30	47	3	50	3	1	4	3	6	9
			Purse-Snatch *	Arrests for purse-snatch are currently included in the larceny category																	
1,553	1,333	220	Aggravated Assault *	1,070	193	1,263	133	17	150	36	3	39	78	4	82	5	1	6	11	2	13
13,959	12,315	1,644	Simple Assault	10,291	1,422	11,713	1,176	146	1,322	285	29	314	465	33	498	21	8	29	77	6	83
18,891	16,442	2,449	TOTAL	13,427	2,095	15,522	1,729	235	1,964	380	37	417	682	47	729	31	10	41	105	15	120
CRIME AGAINST PROPERTY																					
5,937	3,339	2,598	Burglary *	2,767	2,412	5,179	371	91	462	57	31	88	136	57	193	1	1	2	7	6	13
23,874	15,386	8,488	Larceny *	12,303	7,443	19,746	1,665	507	2,172	317	155	472	926	278	1,204	47	34	81	128	71	199
2,285	1,244	1,041	Motor Vehicle Theft *	1,076	892	1,968	95	121	216	10	10	20	59	17	76	1	1	3	1	4	
280	119	161	Arson *	100	158	258	10	2	12	1		1	8	1	9						
1,354	1,186	168	Forgery/Counterfeit	983	159	1,142	173	7	180	10		10	19	1	20		1	1	1	1	
1,191	1,088	103	Fraud	972	93	1,065	69	5	74	27	1	28	17	4	21	1	1	2	2	2	
25	25		Ebbezzlement	22		22	3		3												
579	409	170	Stolen Property	353	144	497	28	8	36	4	9	13	24	9	33						
4,418	2,427	1,991	Vandalism	2,159	1,906	4,065	132	34	166	55	23	78	75	22	97		4	4	6	2	8
39,943	25,223	14,720	TOTAL	20,735	13,207	33,942	2,546	775	3,321	481	229	710	1,264	389	1,653	50	40	90	147	80	227
BEHAVIORAL CRIMES																					
1,671	1,482	189	Weapon Laws	1,132	153	1,285	178	18	196	25	5	30	139	11	150	2	2	6	2	8	
1,229	1,136	93	Prostitution	867	79	946	204	14	218	20		20	27	27	5	5	13		13		
7,073	6,370	703	Drug Laws	5,322	646	5,968	528	19	547	72	15	87	429	23	452	3	3	15		16	
26	26		Gambling	22		22	1		1				2		2			1		1	
209	203	6	Crimes Against Family	178	5	183	5	1	6	10		10	7	7				3		3	
21,489	21,172	317	D.U.I.	19,854	298	20,152	217		217	325	4	329	707	14	721	15		15	54	1	55
11,406	6,919	4,487	Liquor Laws	6,145	4,247	10,392	181	43	224	292	85	377	281	94	375	4	7	11	16	11	27
2,828	2,417	411	Disorderly Conduct	2,050	358	2,408	120	17	137	85	7	92	153	27	180			9	2	11	
10,631	8,829	1,802	All Other	7,704	1,674	9,378	446	70	516	201	19	220	436	30	466	8	3	11	34	6	40
2,443	2,443		Curfew	2,178		2,178			147	147		38	38	69	69			3	3	8	8
3,422	3,422		Runaway Juveniles	3,059		3,059			185	185		69	69	79	79			7	7	23	23
62,427	48,554	13,873	TOTAL	43,274	12,697	55,971	1,880	514	2,394	1,030	242	1,272	2,181	347	2,528	37	20	57	152	53	205
121,261	90,219	31,042	GRAND TOTAL	77,436	27,999	105,435	6,155	1,524	7,679	1,891	508	2,399	4,127	783	4,910	118	70	188	404	148	552
35,805	23,026	12,779	Index Total	18,397	11,290	29,687	2,650	803	3,453	461	200	661	1,300	362	1,662	58	37	95	160	87	247

STATEWIDE ARRESTS BY RACE - 1986

NUMBER OF PERSONS ARRESTED and NUMBER OF ADDITIONAL
CHARGES FOR THOSE PERSONS ARRESTED - 1986

	TOTAL NUMBER PERSONS ARRESTED PRIMARY OR ONLY ARREST CHARGE	NUMBER OF ADDITIONAL CHARGES FOR THOSE PERSONS ARRESTED (1)
CRIMES AGAINST PERSONS		
Murder *	161	28
Negligent Homicide	12	
Forcible Rape *	417	104
Other Sex Crimes	1,393	1,070
Kidnapping	89	207
Extortion	9	6
Robbery *	1,298	202
Aggravated Assault *	1,553	417
Simple Assault	13,959	2,830
	18,891	4,864
CRIMES AGAINST PROPERTY		
Burglary *	5,937	1,791
Larceny *	23,874	3,499
Motor Vehicle Theft *	2,285	687
Arson *	280	121
Forgery/Counterfeit	1,354	1,247
Fraud	1,191	566
Embezzlement	25	11
Stolen Property	579	389
Vandalism	4,418	2,737
	39,943	11,048
BEHAVIORAL CRIMES		
Weapon Law	1,671	1,103
Prostitution	1,229	100
Drug Laws	7,073	3,739
Gambling	26	9
Crimes Against Family	209	63
D.U.I.I.	21,486	947
Liquor Laws	11,406	1,548
Disorderly Conduct	2,828	1,330
All Other (Except Traffic)	10,631	3,987
Juvenile Curfew	2,443	961
Juvenile Runaway	3,422	487
	62,424	14,274
	121,258	30,186
GRAND TOTAL	121,258	30,186
* Index Total	35,805	6,849

(1) "Additional Charges" per type of crime does not necessarily directly relate to the "total number of persons arrested" for that category. For example: A person arrested for DUII might also generate "Additional Charge" counts for weapons, drugs, etc.

This page left blank

NUMBER OF ARRESTS BY COUNTY and AGE FOR 36 OREGON COUNTIES - 1986

NUMBER OF ARRESTS BY AGE - BENTON COUNTY, 1986

TOTAL ARRESTS	ADULT ARRESTS	JUVENILE ARRESTS		Under 10	10 to 12	13 to 14	15	16	17	18	19	20	21	22	23	24	25 to 29	30 to 34	35 to 39	40 to 44	45 to 49	50 to 54	55 to 59	60 to 64	65 and Over	
CRIME AGAINST PERSON																										
			Willful Murder *																							
			Neg. Homicide(1)																							
6	6		Forcible Rape(2) *							1		1				1	2			1						
30	25	5	Other Sex Crime		1	2		2		2	1	1	2	3			3	2	3		3	2			3	
			Kidnapping																							
			Extortion																							
9	9		Robbery *							1	2	1	1		3			1								
			Purse-Snatch *																							
20	16	4	Aggravated Assault *		1			1	2	1			1		1		7	2	2	1				1		
176	148	28	Simple Assault		6	3	5	5	9	9	17	3	10	13	13	4	31	21	12	4	5	3	2		1	
241	204	37	TOTAL		8	5	5	8	11	14	20	6	14	16	17	5	43	26	17	6	8	5	2	1	4	
CRIME AGAINST PROPERTY																										
132	71	61	Burglary *	1	4	14	19	14	9	16	5	8	1	1	5	4	15	11	5							
378	252	126	Larceny *	3	18	38	21	21	25	36	35	33	17	16	16	10	32	18	13	12	5	2	4		3	
27	14	13	Motor Vehicle Theft *		2	2	1	4	4																	
6		6	Arson *	1	1	3	1			3	1	1	3	1	2		2		1							
33	30	3	Forgery/Counterfeit			1	2			1	2	7	2	2	2	3	4	3	4							
31	30	1	Fraud						1	4	2	2		1		1	8	2	3	3	2			1	1	
1	1		Ebezzlement																							
16	6	10	Stolen Property		1	4	2	3			3					1	1			1						
60	35	25	Vandalism	2	5	6	5	4	3	7	3	3	3	4	4		6	2	2	1						
684	439	245	TOTAL	7	31	68	51	46	42	67	51	54	26	25	29	19	68	36	30	16	7	2	4	1	4	
BEHAVIORAL CRIMES																										
15	11	4	Weapon Laws				2	2						1	1		1	5	1			1	1			
1	1		Prostitution																				1			
102	93	9	Drug Laws			1	1	1	6	3	2	13	8	4	9	10	21	9	9	5						
			Gambling																							
7	7		Crimes Against Family											1		1	3		2							
378	373	5	D.U.I.				2	3		10	18	15	36	25	23	22	73	60	34	19	19	5	8	2	4	
226	130	96	Liquor Laws		3	12	13	31	37	40	34	31	6	6	3	3		4	3							
40	37	3	Disorderly Conduct	1	1	1				3	3	2	5	3	2	1	10	6	2							
174	140	34	All Other		1	8	8	10	7	9	12	10	6	9	6	8	24	20	23	5		2	3	3		
58		58	Curfew			14	14	19	11																	
61		61	Runaway Juveniles		2	27	14	13	5																	
1,062	792	270	TOTAL	1	7	63	50	78	71	85	69	71	62	49	43	46	136	100	73	29	20	8	12	5	4	
1,987	1,435	552	GRAND TOTAL	8	46	136	106	132	124	146	140	131	102	90	89	70	247	162	120	51	35	15	18	7	12	

4-11

NUMBER OF ARRESTS BY AGE - BENTON COUNTY - 1986

NUMBER OF ARRESTS BY AGE - DESCHUTES COUNTY, 1986

TOTAL ARRESTS	ADULT ARRESTS	JUVENILE ARRESTS		Under 10 to 13 to																	25 to 30 to 35 to 40 to 45 to 50 to 55 to 60 to 65 and									
				10	12	14	15	16	17	18	19	20	21	22	23	24	29	34	39	44	49	54	59	64	Over					
CRIME AGAINST PERSON																														
5	5		Willful Murder *																1		3	1								
2	2		Neg. Homicide(!)																		1	1								
8	6	2	Forcible Rape(2) *					2		2									1	1	2									
46	29	17	Other Sex Crime	1	4	4	2	3	3	3	1	2						1	1	3	7	3	2	3						
2	2		Kidnapping																1	1										
			Extortion																											
9	8	1	Robbery *						1			1							3	4										
			Purse-Snatch *																											
28	21	7	Aggravated Assault *				1	4	2			3	1	2	1	2			2	5	4	1								
285	238	47	Simple Assault	2	7	5	11	12	10	10	7	11	13	14	11	12	51	49	27	13	10	2	4	4						
385	311	74	TOTAL	3	11	9	14	21	16	13	13	15	15	15	14	13	62	61	44	18	12	5	4	4	3					
CRIME AGAINST PROPERTY																														
157	51	106	Burglary *	7	20	20	9	22	28	9	9		5	2	5	3	8	7	2	1										
524	249	275	Larceny *	18	46	57	44	68	42	29	29	24	23	9	7	15	39	29	15	13	4	4	4		5					
86	26	60	Motor Vehicle Theft *	1	1	14	25	9	10	2	2	5	1	1	3	1	3	6	1	1										
10	1	9	Arson *	1	3	2	2	1	2	1																				
18	12	6	Forgery/Counterfeit		1		2	1	2			4		1			5	1		1										
39	28	11	Fraud				2	7	2	4				1	2		1	5	3	5	1	3	2	1						
4	4		Ebezzlement											1			1	2												
12	4	8	Stolen Property		2		1	2	3	3							1													
158	74	84	Vandalisa	11	13	23	12	9	16	10	8	3	2	2	4	2	24	10	6	2										
1,008	449	559	TOTAL	38	86	116	97	118	104	58	48	36	33	17	20	22	85	58	29	19	7	6	5	0	6					
BEHAVIORAL CRIMES																														
17	15	2	Weapon Laws			1		1		1	2		1	1	2	1	2	4	1											
			Prostitution																											
149	101	48	Drug Laws		7	11	16	7	7	2	6	3	3	9	2	5	26	17	19	7	1	1								
			Gambling																											
8	8		Crimes Against Family									1				2		3												
613	601	12	D.U.I.I.					2	10	14	17	14	21	23	36	18	130	105	85	47	30	21	8	21	11					
306	141	165	Liquor Laws		2	11	29	50	73	62	39	20	7	1	2		2	3	2		3									
88	59	29	Disorderly Conduct		1	9	1	12	6	1	4	4	4	7	4	3	11	9	8		3	1								
278	196	82	All Other	2	7	31	11	16	15	17	11	15	7	4	9	9	42	30	25	7	8	4	2	6						
16		16	Curfew		1	2	7	3	3																					
31		31	Runaway Juveniles		1	13	8	6	3																					
1,506	1,121	385	TOTAL	2	19	78	72	97	117	97	79	57	43	45	57	35	215	171	140	61	45	27	10	17						
2,899	1,881	1,018	GRAND TOTAL	43	116	203	183	236	237	168	140	108	91	77	91	71	362	290	213	98	64	38	19	26						

4-18

NUMBER OF ARRESTS BY AGE - DESCHUTES COUNTY - 1986

NUMBER OF ARRESTS BY AGE - DOUGLAS COUNTY, 1986

TOTAL ARRESTS	ADULT ARRESTS	JUVENILE ARRESTS		Under 10	10 to 12	13 to 14	15	16	17	18	19	20	21	22	23	24	25 to 29	30 to 34	35 to 39	40 to 44	45 to 49	50 to 54	55 to 59	60 to 64	65 and Over	
CRIME AGAINST PERSON																										
3	3		Willful Murder *															1		1				1		
16	15	1	Neg. Homicide(1)																							
65	46	19	Forcible Rape(2) *						1				2		2	3	3	2	1	1	1					
3	3		Other Sex Crime		3	7	6	2	1	3	4	1		5		2	7	12	3	1	1		2	2	3	
			Kidnapping													1	2									
			Extortion																							
23	14	9	Robbery *		1	2	3	2	1		1		1		1		4	4	2						1	
			Purse-Snatch *																							
80	63	17	Aggravated Assault *	1	2	3	4	5	2	4	3	2	1	3	2	3	13	7	10	5	2	2	3	1	2	
489	427	62	Simple Assault	1	11	13	8	9	20	9	18	15	19	23	20	23	105	85	46	23	22	4	8	2	5	
679	571	108	TOTAL	2	17	25	21	18	25	16	26	18	23	31	25	32	134	111	62	31	26	6	13	6	11	
CRIME AGAINST PROPERTY																										
189	89	100	Burglary *	4	8	33	23	16	16	15	11	5	10	6	4	4	21	5	6			1		1		
802	432	370	Larceny *	8	42	112	68	75	65	54	37	35	36	13	16	23	85	41	29	16	16	9	8	5	9	
115	56	59	Motor Vehicle Theft *		3	12	20	17	7	8	6	3	3	5	2	1	7	7	5	3	2	1	3			
7	2	5	Arson *		1	2	1		1											1	1					
31	30	1	Forgery/Counterfeit				1				1	4	2	3	1	3	7	6	2	1						
56	51	5	Fraud			2	2		1	2	2		1	2	1	3	8	9	10	4	4	1	1	1	2	
1	1		Eabazzlement								1															
20	16	4	Stolen Property				1	1	2		2	3	1	1	1	1	4	1		1					1	
242	112	130	Vandalism	12	33	36	18	18	13	15	8	8	8	6	10	7	20	22	3	2	2		1			
1,463	789	674	TOTAL	24	87	197	134	127	105	94	68	58	61	36	35	42	152	91	56	27	25	12	13	7	12	
BEHAVIORAL CRIMES																										
43	39	4	Weapon Laws		2		1	1		1	1		2	2		3	7	9	8		2		3		1	
2	2		Prostitution												2											
468	431	37	Drug Laws		1	4	4	14	14	15	13	23	25	27	18	26	116	95	39	18	6	10				
			Gambling																							
9	9		Crimes Against Family							1							4	1	3							
955	944	11	D.U.I.				4	7		15	22	26	45	34	32	44	191	168	120	88	42	44	32	24	17	
559	316	243	Liquor Laws	1	3	20	45	68	106	101	85	71	12	9	4	5	12	8	2	3	3		1			
132	107	25	Disorderly Conduct	1		3	7	8	6	2	6	8	10	5	1	6	22	18	12	8	4	2	3			
460	340	120	All Other	1	11	23	21	27	37	18	16	15	11	11	13	14	62	62	40	29	15	10	14	6	4	
30	30		Curfew		1	10	9	6	4																	
67		67	Runaway Juveniles	1	4	22	16	18	6																	
2,725	2,188	537	TOTAL	4	22	82	103	146	180	153	143	143	105	88	70	98	414	361	224	146	72	66	53	30	22	
4,867	3,548	1,319	GRAND TOTAL	30	126	304	258	291	310	263	237	219	189	155	130	172	700	563	342	204	123	84	79	43	45	

4-19

NUMBER OF ARRESTS BY AGE - DOUGLAS COUNTY - 1986

NUMBER OF ARRESTS BY AGE - GRANT COUNTY, 1986

TOTAL ARRESTS	ADULT ARRESTS	JUVENILE ARRESTS		Under 10	10 to 12	13 to 14	15	16	17	18	19	20	21	22	23	24	25 to 29	30 to 34	35 to 39	40 to 44	45 to 49	50 to 54	55 to 59	60 to 64	65 and Over		
CRIME AGAINST PERSON																											
1	1		Willful Murder *																							1	
1	1		Neg. Homicide(3)																								1
3	3		Forcible Rape(2) *								1			2													
3	3		Other Sex Crime																								
			Kidnapping																								
			Extortion																								
			Robbery *																								
			Purse-Snatch *																								
11	8	3	Aggravated Assault *		2	1				1		1															
18	17	1	Simple Assault						1		1	3	2	1		1		2	2	1	1						3
37	33	4	TOTAL	2	1				1	1	2	4	2	3		1	1	6	3	2	3	1		1		3	
CRIME AGAINST PROPERTY																											
14	10	4	Burglary *			2	1	1				2		2	1	2	2	1									
13	4	9	Larceny *	2	1	1	3	2									2					1	1				
7	2	5	Motor Vehicle Theft *				3		2		1																
2	2		Arson *																								
1	1		Forgery/Counterfeit																								
2	1	1	Fraud					1																			
1	1		Embezzlement																								
			Stolen Property																								
17	5	12	Vandalism	1	4	2	1	1	3				1				1	1					1		1		1
57	26	31	TOTAL	3	5	5	8	5	5		1	2	1	2	1	2	5	6	2		1	2				1	
BEHAVIORAL CRIMES																											
3	3		Weapon Laws												1	2											
			Prostitution																								
18	17	1	Drug Laws				1				1	1		1		1	6	5	1		1						
			Gambling																								
3	3		Crimes Against Family																								
66	66		D.U.I.							1	6	2	2	1	3	4	11	7	6	7	4	4	2	3	3	3	
41	24	17	Liquor Laws		1	6	1	5	4	3	5	5	2			1	2	3		1						2	
9	8	1	Disorderly Conduct						1		1								4	1	1		1				
29	18	11	All Other		1		2	4	4	3	3	3	2	1				2		3				1			
			Curfew																								
11		11	Runaway Juveniles		2	3	2	4																			
180	139	41	TOTAL	4	9	6	13	9	7	16	11	6	4	5	6	21	22	8	12	5	5	3	3	5		5	
274	198	76	GRAND TOTAL	3	11	15	14	18	15	8	19	17	9	9	6	9	27	34	13	14	9	8	3	5		8	

NUMBER OF ARRESTS BY AGE - GRANT COUNTY - 1986

NUMBER OF ARRESTS BY AGE - HARNEY COUNTY, 1986

TOTAL ARRESTS	ADULT ARRESTS	JUVENILE ARRESTS		Under 10	10 to 12	13 to 14	15	16	17	18	19	20	21	22	23	24	25 to 29	30 to 34	35 to 39	40 to 44	45 to 49	50 to 54	55 to 59	60 to 64	65 and Over
			CRIME AGAINST PERSON																						
			Willful Murder *																						
			Neg. Homicide(1)																						
6	6		Forcible Rape(2) *														1	1	1		1		2		
			Other Sex Crime																						
			Kidnapping																						
			Extortion																						
			Robbery *																						
			Purse-Snatch *																						
9	9		Aggravated Assault *												1		1	2	2		2				1
17	17		Simple Assault							1	1			1	3	1	2	3	2	2			1		
32	32		TOTAL							1	1			2	4	2	5	6	2	5		3	1		
			CRIME AGAINST PROPERTY																						
12	4	8	Burglary *			2	1	5				1									1	1	1		
33	23	10	Larceny *		2	4	2	1	1	1		1	3	1	1	1	5	2	1	3	4				
10	8	2	Motor Vehicle Theft *			2					1	2	1	1		1	1	1							
1	1		Arson *																					1	
2	2		Forgery/Counterfeit													1			1						
9	9		Fraud														3	2	1			2	1		
			Embezzlement																						
1	1		Stolen Property																			1			
19	7	12	Vandalism			2	4	4	2					1			1		1	1	1	1	1		1
87	55	32	TOTAL		2	10	7	10	3	1	1	4	4	3	1	3	10	5	4	5	7	4	2		1
			BEHAVIORAL CRIMES																						
1	1		Weapon Laws															1							
			Prostitution																						
4	4		Drug Laws													1	3								
			Sawbling																						
1	1		Crimes Against Family																			1			
61	60	1	D.U.I.I.						1	1	1	1	4	3		1	14	4	8	4	7	2	1	4	5
34	20	14	Liquor Laws			2	1	7	4	10	4	3						1					1	1	
14	12	2	Disorderly Conduct					2		1		1		1	1	1	1			2	2	2			
22	22		All Other							1			1	1	1	1	2	4	2	1	2		1	5	
2		2	Curfew					1	1																
			Runaway Juveniles																						
139	120	19	TOTAL		2	1	10	6	13	5	5	5	5	5	2	4	21	9	10	7	12	4	3	10	5
258	207	51	GRAND TOTAL		2	12	8	20	9	14	7	10	9	10	7	9	36	20	16	17	19	11	6	10	6

4-22

NUMBER OF ARRESTS BY AGE - HARNEY COUNTY - 1986

NUMBER OF ARRESTS BY AGE - JOSEPHINE COUNTY, 1986

TOTAL ARRESTS	ADULT ARRESTS	JUVENILE ARRESTS		Under	10 to 13 to			17	18	19	20	21	22	23	24	25 to 30	30 to 35	35 to 40	40 to 45	45 to 50	50 to 55	55 to 60	60 to 65	and Over	
				10	12	14	15									16	29	34	39	44	49	54	59	64	
			CRIME AGAINST PERSON																						
4	3	1	Willful Murder *													1		1					1		
16	9	1	Neg. Homicide(1)																						
19	14	5	Forcible Rape(2) *								1			1	3	2	1	1							
2	2		Other Sex Crime			2	2	1			1	3			1	1	2		2	1	1		1	1	
			Kidnapping																	2					
			Extortion																						
20	17	3	Robbery *			2			1	1				1	5	6	2		1						
			Purse-Snatch *																						
19	17	1	Aggravated Assault *					1		1	1	1	1		4	4		2			3				
296	257	39	Simple Assault	2	4	9	5	6	13	9	8	11	9	21	16	15	63	34	24	20	6	3	5	5	3
369	319	50	TOTAL	2	4	13	7	9	15	10	10	14	13	23	17	16	77	48	33	25	10	7	6	6	4
			CRIME AGAINST PROPERTY																						
89	42	47	Burglary *	3	4	12	8	15	5	8	6	7	1	5	1	5	6	2							
494	295	199	Larceny *	6	25	56	36	35	41	24	28	16	9	16	14	8	45	38	36	17	11	7	5	10	11
42	23	19	Motor Vehicle Theft *			2	4	5	8			4	2	3	3	2	4	1		2					
4	4		Arson *								1		1					1	1						
17	17		Forgery/Counterfeit							1			2	2			6	2	2		1	1			
10	10		Fraud								1	1			2	1		2	1			1		1	
			Embezzlement																						
14	13	1	Stolen Property			1				1		1	2			3	3	3							
88	29	59	Vandalism	2	8	12	11	5	21	5	1	1		2	2	2	7	5	2	2					
758	433	325	TOTAL	11	37	83	59	60	75	41	37	30	17	28	20	15	71	55	48	23	12	8	6	10	12
			BEHAVIORAL CRIMES																						
28	25	3	Weapon Laws			1		2		1	2	2		1	2	2	3	7	2	1		1	1		
1	1		Prostitution														1								
195	146	49	Drug Laws		5	16	12	9	7	4	5	6	18	6	5	9	27	41	15	6	4				
			Gambling																						
6	6		Crimes Against Family													2	1	2		1					
640	627	13	D.U.I.L.				1	3	9	20	22	15	24	28	27	28	120	87	87	57	44	26	11	15	16
224	81	143	Liquor Laws		4	20	30	42	47	34	24	6	2	1	3	2	3	2	2	1	1				
22	20	2	Disorderly Conduct			1		1		1	2	2		2	1	1	3	2	2	2	2				
243	196	47	All Other	1	4	9	11	10	12	18	13	8	11	9	8	4	47	33	31	5	4	2		1	2
73	73		Curfew		5	22	14	16	16																
174	174		Runaway Juveniles	1	14	68	27	49	15																
1,606	1,102	504	TOTAL	2	32	137	95	132	106	78	68	39	55	47	46	46	206	173	141	72	56	29	12	16	18
2,733	1,854	879	GRAND TOTAL	15	73	233	161	201	196	129	115	83	85	98	83	77	354	276	222	120	78	44	24	32	34

4-26

NUMBER OF ARRESTS BY AGE - JOSEPHINE COUNTY - 1986

NUMBER OF ARRESTS BY AGE - KLAMATH COUNTY, 1986

TOTAL ARRESTS	ADULT ARRESTS	JUVENILE ARRESTS		Under 10	10 to 12	13 to 14	15	16	17	18	19	20	21	22	23	24	25 to 29	30 to 34	35 to 39	40 to 44	45 to 49	50 to 54	55 to 59	60 to 64	65 and Over	
CRIME AGAINST PERSON																										
5	5		Willful Murder *														1	2		2						
7	7		Heg. Homicide(1)										1				2	2					1		1	
16	13	3	Forcible Rape(2) *																							
2	2		Other Sex Crime		2	1				1					1		2	2	3		1		1	2		
			Kidnapping														1	1								
			Extortion																							
23	19	4	Robbery *				1	2	1	2	1	2				3	9	1			1					
			Purse-Snatch *																							
74	65	9	Aggravated Assault *			1	2	2	4		3	1	2	5	4	5	14	10	8	4	3	2	3		1	
392	372	20	Simple Assault		1	3	2	8	6	6	11	15	18	21	28	16	92	62	46	21	8	12	3	5	8	
519	483	36	TOTAL		3	5	5	12	11	9	15	18	21	26	33	24	121	80	57	27	13	14	8	7	10	
CRIME AGAINST PROPERTY																										
176	93	83	Burglary *	4	4	25	15	17	18	18	14	11	7	5	8	3	10	13	1	1		1	1			
578	373	205	Larceny *	8	20	36	47	40	54	27	26	25	33	22	20	10	66	73	26	22	7	4	3	1	8	
45	18	27	Motor Vehicle Theft *	2	2	4	7	9	3	1	2	4	1		3		6				1					
7	3	4	Arson *				1	2	1			1					1	1								
26	21	5	Forgery/Counterfeit			1	1	2	1	2	1	1	4	3	1		4	3		1	1					
35	32	3	Fraud				1	1	1	4	2	1	2	3	2	2	5	5	2	1	1	1		1		
			Embezzlement																							
21	12	9	Stolen Property		1	4	1	2	1	3	2	2	1				1	2	1							
71	35	36	Vandalism	1	8	11	1	9	6	6	4	3		1	1	2	5	8	3						2	
959	587	372	TOTAL	15	35	81	74	82	85	61	51	48	48	34	35	17	98	105	33	25	10	6	4	2	10	
BEHAVIORAL CRIMES																										
29	22	7	Weapon Laws			4			3		1	1				1	1	10	1	5	1		1			
			Prostitution																							
133	121	12	Drug Laws			3	1	3	5	6	9	4	11	6	3	7	36	21	9	4		1	2	2		
			Gambling																							
12	12		Crimes Against Family								2	1	2		2		3	1		1						
698	687	11	D.U.I.	1				4	6	14	20	13	43	24	38	30	143	105	81	59	47	20	24	13	13	
352	248	104	Liquor Laws			12	18	30	44	37	45	22	18	10	10	3	22	29	12	15	7	13	1		4	
127	118	9	Disorderly Conduct			6		2	1	3	7	5	7	3	4	9	17	22	13	13	5	4	3		3	
288	232	56	All Other		6	7	11	14	18	13	5	12	12	18	16	14	45	19	26	22	6	11	6	2	5	
18	18		Curfew			4	2	7	5																	
83	83		Runaway Juveniles		3	34	19	17	10																	
1,740	1,440	300	TOTAL	1	9	70	51	77	92	73	89	58	93	61	74	64	276	198	146	115	65	50	36	17	25	
3,218	2,510	708	GRAND TOTAL	16	47	156	130	171	188	143	155	124	162	121	142	105	495	383	236	167	88	70	48	26	45	

4-27

NUMBER OF ARRESTS BY AGE - KLAMATH COUNTY - 1986

NUMBER OF ARRESTS BY AGE - PALHEUR COUNTY, 1986

TOTAL ARRESTS	ADULT ARRESTS	JUVENILE ARRESTS		Under 10	10 to 12	13 to 14	15	16	17	18	19	20	21	22	23	24	25 to 29	30 to 34	35 to 39	40 to 44	45 to 49	50 to 54	55 to 59	60 to 64	65 and Over		
CRIME AGAINST PERSON																											
			Willful Murder *																								
1	1		Neg.Homicide(1)																							1	
4	4		Forcible Rape(2) *													1	1		1							1	
11	8	3	Other Sex Crime						3	1							2	1		1	2	1					
1	1		Kidnapping																1								
			Extortion																								
3	3		Robbery *										1				2										
			Purse-Snatch *																								
16	12	4	Aggravated Assault *		2				2		1	1	1	1			3	1	1	3							
44	40	4	Simple Assault			1	1	1	1	1	4	2	2	3	4	1	14	2	4	2			1				
80	69	11	TOTAL	2	1	1	1	6	2	5	3	4	4	4	2	22	4	7	6	2	4						
CRIME AGAINST PROPERTY																											
44	23	21	Burglary *		1	6	4	7	3	5	4	6	1				4	3									
260	163	97	Larceny *	6	12	27	16	22	14	19	14	11	4	17	4	9	25	21	9	13	7	1	4	1	4	4	
28	16	12	Motor Vehicle Theft *			1	5	4	2	3	1	3	2					2	3								
			Arson *																								
4	3	1	Forgery/Counterfeit			1							1			1							1				
5	5		Fraud								1						2		1	1							
			Embezzlement																								
3	3		Stolen Property											1			2										
38	22	16	Vandalism	3	7	1	3		2	3	4	5		1	3		3	2		1							
382	235	147	TOTAL	9	20	36	28	33	21	30	24	25	8	19	9	10	36	28	13	15	7	1	5	1	4		
BEHAVIORAL CRIMES																											
4	3	1	Weapon Laws				1										2		1								
			Prostitution																								
40	36	4	Drug Laws				2	2		1	4	2	4	2	3	5	8	6	1								
			Gambling																								
3	3		Crimes Against Family														1	1									
218	211	7	D.U.I.				1	1	5	8	9	14	11	10	9	15	51	30	16	13	8	6	5	3	3		
230	116	114	Liquor Laws			10	18	39	47	41	40	23	4	2	1		2	2			1						
97	49	48	Disorderly Conduct		3	22	10	7	6	2	4	2	3	2	5	1	9	10	5	4			2				
108	92	16	All Other				8	6	2	9	4	5	3	5	6	5	13	22	6	6	1	1	1	2	3		
76		76	Curfew		2	14	14	28	18																		
35		35	Runaway Juveniles		1	13	12	8	1																		
811	510	301	TOTAL	6	59	66	91	79		61	61	46	25	21	24	28	84	72	28	23	10	7	9	5	6		
1273	814	459	GRAND TOTAL	9	28	96	95	125	106	93	90	74	37	44	37	40	142	104	48	44	19	12	14	6	10		

4-32

NUMBER OF ARRESTS BY AGE - PALHEUR COUNTY - 1986

NUMBER OF ARRESTS BY AGE - MORROW COUNTY, 1986

TOTAL ARRESTS	ADULT ARRESTS	JUVENILE ARRESTS		Under 10 to 13 to										25 to 29	30 to 34	35 to 39	40 to 44	45 to 49	50 to 54	55 to 59	60 to 64	65 and Over				
				10	12	14	15	16	17	18	19	20	21										22	23		
			CRIME AGAINST PERSON																							
			Willful Murder *																							
			Neg.Homicide(1)																							
1		1	Forcible Rape(2) *				1																			
5	5		Other Sex Crime							1	1					2										
			Kidnapping																							
			Extortion																							
			Robbery *																							
			Purse-Snatch *																							
9	8	1	Aggravated Assault *							1						1			1							
34	29	5	Simple Assault				2		1	1	1					11		1	2	1	1	1				
49	42	7	TOTAL	2			3	1	1		4	3	5		3	1	14	2	2	1	1	4	1	1		
			CRIME AGAINST PROPERTY																							
22	5	17	Burglary *				1	6	6	3	1		1				2	1								
32	14	18	Larceny *					4	8	6			1	1	3		1	2	2	1		2		1		
3	2	1	Motor Vehicle Theft *								1						2									
4		4	Arson *				4																			
5	4	1	Forgery/Counterfeit											1	1					1		1				
3	3		Fraud																	1						
			Embezzlement																			2				
			Stolen Property																							
18	4	14	Vandalism				3	7	3		1									1				1		
87	32	55	TOTAL	8	17	17	10	3		1	1	2	2	4	1	1	4	5	3	2	2	2	2	1	1	
			BEHAVIORAL CRIMES																							
			Weapon Laws																							
18	17	1	Prostitution																							
			Drug Laws					1					4		3			2	5	2	1					
			Gambling																							
7	7		Crimes Against Family								5												1			
65	65		D.U.I.									1		1	4	1	3	10	10	6	9	6	3	4	4	3
46	30	16	Liquor Laws						3	7	6	10	3	9	3		2	1	1		1					
7	7		Disorderly Conduct															3	2	2						
24	21	3	All Other				2			1		1					1	2	6	4	1	1	1	3	1	
1		1	Curfew						1																	
1		1	Runaway Juveniles					1																		
169	147	22	TOTAL	2	2	4	8	6		11	4	18	4	7	3	5	18	24	15	11	7	5	7	4	4	
305	221	84	GRAND TOTAL	12	19	24	19	10		12	9	23	11	11	7	7	36	31	20	14	10	11	9	6	4	

NUMBER OF ARRESTS BY AGE - MORROW COUNTY - 1986

4-34

NUMBER OF ARRESTS BY AGE - WASHINGTON COUNTY, 1986

TOTAL ARRESTS	ADULT ARRESTS	JUVENILE ARRESTS		Under 10 to 13 to											25 to 29	30 to 34	35 to 39	40 to 44	45 to 49	50 to 54	55 to 59	60 to 64	65 and Over
				10	12	14	15	16	17	18	19	20	21	22									
CRIME AGAINST PERSON																							
6	6		Willful Murder *																				
1	1		Neg.Homicide(1)																				
26	23	3	Forcible Rape(2) *			1	1		1		2		1	6	4	1		2	3		2		
126	93	33	Other Sex Crime	1	4	11	7	8	2	3	2	2	5	4	2	3	21	10	13	7	8		
6	6		Kidnapping							1						1	2	1	1				
			Extortion																				
81	67	14	Robbery *		1	1	2	3	7	2	4	7	6	5	5	2	15	8	7	4	2		
			Purse-Snatch *																				
59	56	3	Aggravated Assault *		2		1			1	2	3	3		1	2	12	9	10	6	4		
758	673	85	Simple Assault		2	21	23	20	19	20	32	18	36	36	30	28	183	127	74	31	29		
1,063	925	138	TOTAL	1	9	34	34	31	29	28	43	30	51	47	38	36	240	160	106	53	46		
CRIME AGAINST PROPERTY																							
472	246	226	Burglary *	8	29	39	57	48	45	45	30	19	20	19	10	8	41	38	10	1	2		
2,163	1,317	846	Larceny *	32	85	221	160	183	165	129	112	96	81	51	56	48	231	173	138	74	46		
139	74	65	Motor Vehicle Theft *		1	15	19	11	19	7	9	6	6	7	4	5	13	9	4	1	1		
25	3	22	Arson *	1	6	4	8	2	1		1	1	1					1					
99	88	11	Forgery/Counterfeit				1	4	6	2	8	7	6	10	6	4	18	15	8	2	1		
58	49	9	Fraud		2	1	1	1	4	4	3	3	2	7	1	4	14	8	1		2		
1	1		Embezzlement														1						
17	6	11	Stolen Property			4	6		1	1		1	1				1	1	1				
321	164	157	Vandalism	6	27	30	34	32	28	22	14	8	11	12	11	10	41	18	6	4	3		
3,295	1,948	1,347	TOTAL	47	150	314	286	281	269	210	177	140	128	106	88	79	360	254	175	84	52		
BEHAVIORAL CRIMES																							
63	47	16	Weapon Laws			7	1	5	3	5	4	5	4		3	2	7	9	1	3	1		
3	2	1	Prostitution						1								1	1			3		
421	382	39	Drug Laws		3	8	7	7	14	18	17	15	26	32	26	27	112	48	33	16	7		
3	3		Gambling															1			1		
16	16		Crimes Against Family											1	1	1	5	2	5	1			
1,651	1,627	24	D.U.I.					5	19	30	46	40	80	78	66	82	397	263	209	125	80		
1,087	603	484	Liquor Laws		3	49	93	138	201	239	168	101	18	14	9	7	27	9	3	1	3		
223	184	39	Disorderly Conduct		2	15	8	6	8	8	13	7	12	4	22	9	45	25	17	8	8		
510	380	124	All Other	3	8	30	29	33	21	18	18	20	20	20	18	23	85	64	39	17	14		
155		155	Curfew	1	8	36	43	38	29												5		
240		240	Runaway Juveniles		17	86	67	47	23												7		
4,372	3,244	1,122	TOTAL	4	41	231	248	279	319	318	266	188	160	149	145	151	679	421	308	171	113		
8,730	6,117	2,607	GRAND TOTAL	52	200	579	568	591	617	556	486	358	339	302	271	266	1279	835	589	308	211		

4-43

NUMBER OF ARRESTS BY AGE - WASHINGTON COUNTY - 1986

NUMBER OF ARRESTS BY AGE - YAMHILL COUNTY, 1986

TOTAL ARRESTS	ADULT ARRESTS	JUVENILE ARRESTS		Under 10		10 to 13 to		15	16	17	18	19	20	21	22	23	24	25 to	30 to	35 to	40 to	45 to	50 to	55 to	60 to	65 and	
				29	34	39	44											49	54	59	64	Over					
1	1		CRIME AGAINST PERSON																								
			Willful Murder *																		1						
			Neg.Homicide(1)																								
3	2	1	Forcible Rape(2) *				1				1							1									
20	15	5	Other Sex Crime					3	1	1						1	1	1	3	3	2	1	2		1		
			Kidnapping																								
			Extortion																								
8	5	3	Robbery *				2	1			1	1			2						1						
			Purse-Snatch *																								
11	9	2	Aggravated Assault *				2				1		1				5			1			1				
179	137	42	Simple Assault			3	15	10	9	5	4	6	6	5	7	6	10	33	17	18	15	5	1	1	1	2	
222	169	53	TOTAL		3	20	14	10	6	4	8	8	5	8	9	11	40	20	23	18	6	4	1	2	2		
			CRIME AGAINST PROPERTY																								
147	72	75	Burglary *	1	7	17	25	13	12	13	8	9	8	2	4	1	15	8	1	3							
372	180	192	Larceny *	11	28	49	43	26	35	29	21	16	8	8	9	5	29	15	18	8	3	2	1	3	5		
39	19	20	Motor Vehicle Theft *			6	7	5	2	6	2	2	1	1	2		1	2		1				1			
3	1	2	Arson *		1				1								1										
12	11	1	Forgery/Counterfeit						1	2				2		2	1	1	2		1						
18	14	4	Fraud					3	1						1	1	6	4				1	1				
			Ebezzlement																								
10	6	4	Stolen Property		2				2	1					3		1					1					
78	43	35	Vandalism	3	2	12	6	7	5	4	2	6	2	5	4		8	5	3	1	2					1	
679	346	333	TOTAL	15	40	84	81	54	59	55	33	33	21	20	22	7	62	36	22	14	7	3	1	4	6		
			BEHAVIORAL CRIMES																								
8	6	2	Weapon Laws				1	1			1						2	1		1		1					
			Prostitution																								
107	86	21	Drug Laws		1	6	9		5	7	8	7	5	9	8	3	18	7	9	3	2						
			Gambling																								
1	1		Crimes Against Family																								
534	525	9	D.U.I.I.			1	1	3	4	17	16	19	21	25	31	24	118	91	66	27	28	17	11	4	10		
318	200	118	Liquor Laws		1	19	28	31	39	76	74	38	4		3		1	2		2							
34	28	6	Disorderly Conduct			1	2	2	1	2	2	1	2				3	6	6	4	1				1		
129	83	46	All Other	1	2	10	17	7	9	5	8	5	4	4	7	6	18	8	5	5	1		2		5		
80		80	Curfew		4	15	12	27	22																		
74		74	Runaway Juveniles	2	5	23	19	14	11																		
1,285	929	356	TOTAL	3	13	75	89	85	91	107	109	70	36	38	49	36	163	115	85	39	31	18	13	4	16		
2,186	1,444	742	GRAND TOTAL	18	56	179	184	149	156	166	150	111	62	66	80	54	265	171	130	71	44	25	15	10	24		

4-45

NUMBER OF ARRESTS BY AGE - YAMHILL COUNTY - 1986

SECTION 5
LAW ENFORCEMENT EMPLOYEE DATA
AND
OFFICER ASSAULTED INFORMATION

LAW ENFORCEMENT EMPLOYEE DATA - STATEWIDE - 1986

The number of officers is the number of full-time Law Enforcement Officers who are certified, certifiable or in process of being certified by the Oregon Board on Police Standards and Training.

The number of law enforcement support staff includes full-time, non-officer staff such as records, communications and clerical employees.

OFFICERS		SUPPORT STAFF		TOTAL EMPLOYEES	
Male	4,026	Male	224	Male	4,250
Female	<u>223</u>	Female	<u>1,161</u>	Female	<u>1,384</u>
Total	4,249	Total	1,385	Total	5,634

Officers per
1,000 population 1.6

Total Employees per
1,000 population 2.1

When compared to 1985, the above numbers represent changes as follows:

0.4% decrease in the number of law enforcement officers statewide

3.0% increase in the number of support employees

0.4% increase in the total number of law enforcement employees

The number of officers in 1986 was 4.2% less than in 1982.

LAW ENFORCEMENT OFFICERS and
TOTAL LAW ENFORCEMENT AGENCY STAFF by COUNTY - 1986

	NUMBER of OFFICERS	TOTAL AGENCY STAFF		NUMBER of OFFICERS	TOTAL AGENCY STAFF
Baker	44	53	Lake	13	14
Benton	102	150	Lane	354	527
Clackamas	273	363	Lincoln	86	109
Clatsop	62	77	Linn	133	157
Columbia	57	69	Malheur	57	69
Coos	114	151	Marion **	283	383
Crook	20	29	Morrow	18	24
Curry	34	47	Multnomah	1,044	1,403
Deschutes	125	159	Polk *	48	59
Douglas	164	227	Sherman	3	4
Gilliam	9	9	Tillamook	38	43
Grant	13	20	Umatilla	123	157
Harney	14	19	Union	42	56
Hood River	27	32	Wallowa	13	17
Jackson	201	273	Wasco	51	63
Jefferson	21	27	Washington	307	371
Josephine	83	110	Wheeler	2	2
Klamath	93	112	Yamhill	97	122
			TOTAL	4,168	5,507

The number of officers is the number of full-time Law Enforcement Officers who are certified, certifiable or in process of being certified by the Oregon Board on Police Standards and Training.

The number of law enforcement support staff includes full-time, non-officer staff such as records, communications and clerical employees.

* Number of officers for Polk County includes a basic complement of six Salem Police officers.

** State Police Headquarters in Salem has an additional 81 officers, and a total staff of 141, which are not part of the general enforcement group for Marion County, and as such, are not counted for Marion County or in general distribution by county.

LAW ENFORCEMENT OFFICERS ASSAULTED SUPPLEMENTARY REPORT

TYPE OF ACTIVITY	TOTAL ASSLTS WEAPON (A)	FIREARM (B)	KNIFE OTHER INSTR (C)	OTHER DANGR WEAPON (D)	HANDS FIST FEET (E)	TWO MAN VEH (F)	ONE MAN VEHICLE ALONE (G)	ASST. (H)	DETECT OR SPEC ASSIGN ALONE (I)	ASST. (J)	OTHER ALONE (K)	AST. (L)	POLICE ASSAULTS CLEARED (M)
1. RESPONDING TO DISTURBANCE CALLS	198	9	3	12	174	47	45	93		3	1	9	184
2. BURGLARIES IN PROGRESS/PURSUING	5			1	4	1	1	3					5
3. ROBBERIES IN PROGRESS/PURSUING	10	7		1	2			2		7	1		8
4. ATTEMPTING OTHER ARRESTS	194	5	1	5	183	41	39	99	2	5	2	6	185
5. CIVIL DISORDER (RIOT, MASS DISOD)	8	1			7	3	2	3					7
6. HANDLING, TRANSPORTING PRISONERS	109	1		2	106	30	15	41	3		4	16	102
7. INVESTIGATING SUSPICIOUS PER/CIR	42	1	2	2	37	7	12	16		4	3		39
8. AMBUSH - NO WARNING	2	1			1		2						1
9. MENTALLY DERANGED	11			1	10	4	5	2					8
10. TRAFFIC PURSUITS AND STOPS	136	4	2	3	127	33	57	46					131
11. ALL OTHER	75	2	1	7	65	6	21	30		1	12	5	73
12. TOTAL 1-11	790	31	9	34	716	172	199	335	5	20	23	36	743
13. NUMBER WITH PERSONAL INJURY	379	8	1	14	356								
14. NUMBER WITHOUT PERSONAL INJURY	411	23	8	20	360								
	12.01 AM TO 2.00	2.01 AM TO 4.00	4.01 AM TO 6.00	6.01 AM TO 8.00	8.01 AM TO 10.00	10.01 AM TO 12.00	12.01 PM TO 2.00	2.01 PM TO 4.00	4.01 PM TO 6.00	6.01 PM TO 8.00	8.01 PM TO 10.00	10.01 PM TO 12.00	
15. TIME OF ASSAULTS	127	100	22	14	18	20	31	39	56	83	123	157	

NUMBER OF LAW ENFORCEMENT OFFICERS KILLED IN THE LINE OF DUTY.	BY FELONIOUS ACT	0
	BY ACCIDENT OR NEGLIGENCE	0

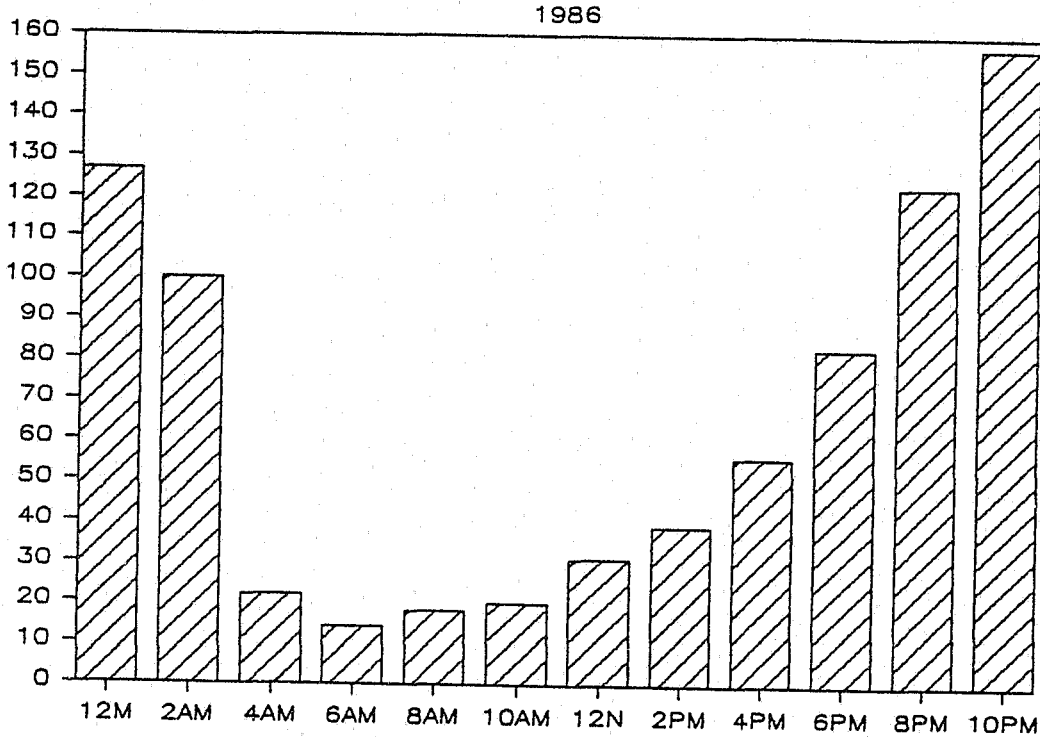
LAW ENFORCEMENT OFFICERS ASSAULTED by WEAPON
and ACTIVITY - 1983 thru 1986

TYPE OF ACTIVITY

WEAPON		Responding to Disturbance	Burglary in Progress	Robbery in Progress	Attempting Other Arrest	Civil Disorder	Handling Prisoners	Suspicious Person or Circumstance	Ambush no Warning	Mentally Deranged Person	Traffic Stops	All Others	TOTAL
Firearm	1983	6			2			4	2	1	3		18
	1984	9	1	2	4			1		3	2		22
	1985	7	1	3	5					5	4	1	26
	1986	9		7	5	1	1	1	1		4	2	31
Knife or Cutting Instrument	1983	6		1	1	1				1		4	14
	1984	10	1	1	1		2	1		1		1	18
	1985	3			1			1			5		10
	1986	3			1			2			2	1	9
Other Dangerous Weapon	1983	12	3		14	2	2	2		1	12	2	50
	1984	11	2		12		5	3			9	5	47
	1985	16	1	1	10		1	3	2		11	11	56
	1986	12	1	1	5		2	2		1	3	7	34
Physical Force	1983	233	8	2	200	17	119	55	1	12	140	62	649
	1984	230	11	2	193	17	125	52	4	10	118	70	832
	1985	198	6	2	192	13	77	53		14	124	45	724
	1986	174	4	2	183	7	106	37	1	10	127	65	716
TOTAL	1983	257	11	3	217	20	121	61	3	15	155	68	931
	1984	260	15	5	210	17	132	57	4	14	129	76	919
	1985	224	8	6	208	13	78	57	2	19	144	57	816
	1986	198	5	10	194	8	109	42	2	11	136	75	790

OFFICER ASSAULTS by TIME OF DAY

OFFICER ASSAULT — BY TIME OF DAY



OFFICER ASSAULTS by TYPE OF DEPARTMENT 1982 thru 1986

	With Injury					Without Injury					
	1982	1983	1984	1985	1986	1982	1983	1984	1985	1986	
Sheriff's Dept	69	68	57	46	37	Sheriff's Dept	62	84	127	65	64
State Police	33	34	16	12	34	State Police	107	90	91	76	91
Police Dept's	344	345	303	275	308	Police Dept's	329	310	325	342	256
TOTAL	446	447	376	333	379	TOTAL	498	484	543	483	411

LAW ENFORCEMENT OFFICERS ASSAULTED BY COUNTY
WITH INJURY and WITHOUT INJURY - 1986

	TOTAL	With Injury	Without Injury		TOTAL	With Injury	Without Injury
BAKER	9	3	6	LAKE	2		2
BENTON	3		3	LANE	52	30	22
CLACKAMAS	48	24	24	LINCOLN	39	4	35
CLATSOP	13	4	9	LINN	29	12	17
COLUMBIA	2		2	MALHEUR	3	2	1
COOS	39	15	24	MARION	52	36	16
CROOK	2		2	MORROW	1		1
CURRY	7	3	4	MULTNOMAH	304	171	133
DESCHUTES	15	7	8	POLK	1	1	
DOUGLAS	20	12	8	SHERMAN	1		1
GILLIAM	1		1	TILLAMOOK	2	1	1
GRANT	1		1	UMATILLA	13	2	11
HARNEY	7	6	1	UNION	3		3
HOOD RIVER	4	2	2	WALLOWA	2	1	1
JACKSON	12	6	6	WASCO	14	7	7
JEFFERSON	4	2	2	WASHINGTON	26	10	16
JOSEPHINE	14	8	6	WHEELER			
KLAMATH	39	9	30	YAMHILL	6	1	5
				TOTAL	790	379	411

LAW ENFORCEMENT OFFICERS ASSAULTED BY COUNTY - 1982 thru 1986

	1982	1983	1984	1985	1986		1982	1983	1984	1985	1986
BAKER	6	10	5	2	9	LAKE	3	1	1	3	2
BENTON	10	6	8	2	3	LANE	62	47	49	75	52
CLACKAMAS	41	60	67	47	48	LINCOLN	33	27	26	36	39
CLATSOP	25	3	15	9	13	LINN	34	35	31	22	29
COLUMBIA	7	6	4	5	2	MALHEUR		1	1	2	3
COOS	37	33	39	17	39	MARION	63	45	43	49	52
CROOK	6	4	6	4	2	NORROW	5	6	9	5	1
CURRY	4	1	8	3	7	MULTNOMAH	325	401	369	319	304
DESCHUTES	28	27	15	16	15	POLK	5	6	7	2	1
DOUGLAS	29	29	39	44	20	SHERMAN					1
GILLIAM	1				1	TILLAMOOK	9	4	1	2	2
GRANT	1		1	4	1	UMATILLA	29	24	23	25	13
HARNEY	2	4	7	6	7	UNION	9	4	3	5	3
HOOD RIVER	1		3	4	4	WALLOWA			2		2
JACKSON	48	41	32	12	12	WASCO	13	14	12	6	14
JEFFERSON	1		1	3	4	WASHINGTON	58	41	42	30	26
JOSEPHINE	14	10	9	12	14	WHEELER					
KLAMATH	28	30	38	35	39	YAMHILL	7	11	3	10	6
						TOTAL	944	931	919	816	790

SECTION 6

AGENCY SUMMARY AND DETAIL TABLES

This section provides the following information:

1. A summary of the annual crime report information for each department and each county.
2. A detailed report by crime category of the annual crime report information for each department and each county.

The summary tables provide a comparison between 1985 and 1986 data.

The summary information is located on the upper pages and the detailed information by crime category for the same departments and counties is located on the facing lower pages.

The counties are listed in alphabetical order with all reporting departments in each county listed in alphabetical order within the county.

KEY TO FORMAT ABBREVIATIONS

OFF The number of actual verified offenses or attempts as set forth by OUCR guidelines and definitions.

ARR The number of arrests made during the reporting period. (includes any arrests made during this period for offenses reported prior to 1/1/86). Includes persons cited, summoned, and notified as well as those taken into physical custody.

CLR The number of offenses cleared by arrest or exceptionally during the reporting period. (Includes any clearances made during this time for offenses reported prior to 1/1/86). These are counts of offenses cleared, not persons arrested.

SPECIAL NOTES: When counting arrests, only those arrests which are made for an agency's own cases are counted for OUCR purposes. The number of arrests shown in this report will not necessarily agree with the statistics within a department which may show all arrest activity.

Index Crime is summarized on the upper page. The individual crimes that make up the Crime Index are each identified with an * on the lower detail page.

Part II Crime totals may be easily determined by subtracting the Index Crime total from the Crime Total located in the adjacent column on the upper page. The result of this subtraction equals total Part II Crimes.

NUMBER OF POLICE OFFICERS	TOTAL LAW ENF STAFF	NUMBER OF OFFICER ASSAULTED	AGENCY	POPULATION	CRIMES			CRIME TOTAL	PERCENT		ARRESTS CRIMES AGAINST PERSONS	ARRESTS CRIMES AGAINST PROPERTY	ARRESTS FOR BEHAVIORAL CRIMES	ARREST TOTAL	
					AGAINST PERSON	AGAINST PROPERTY	BEHAVIORAL CRIMES		INDEX CRIME TOTAL	INDEX CRIMES CLEARED					
85	8	9	1	BAKER CO SO	6,110	29	164	68	261	89	37.1	15	52	72	139
86	6	7	4		6,450	20	100	68	188	62	46.8	15	39	55	109
85	11	16	1	Baker PD	9,490	67	944	222	1,233	518	27.4	27	138	217	382
86	11	16	3		9,050	87	1,058	241	1,386	599	36.7	46	191	240	477
85	26	29	1	State Police		28	35	112	175	30	30.0	6	11	101	118
86	27	30	2			15	120	102	237	66	53.0	9	28	99	136
85				O.L.C.C.				2	2					1	1
86								1	1						
85	45	50	2	BAKER COUNTY	15,600	124	1,143	404	1,671	637	28.9	48	201	391	640
86	44	53	9	TOTAL	15,500	122	1,278	412	1,812	727	39.1	70	258	394	722
% Change						-1.6	11.8	2.0	8.4	14.1		45.9	28.4	0.8	12.8

NUMBER OF POLICE OFFICERS	TOTAL LAW ENF STAFF	NUMBER OF OFFICER ASSAULTED	AGENCY	POPULATION	CRIMES			CRIME TOTAL	PERCENT		ARRESTS CRIMES AGAINST PERSONS	ARRESTS CRIMES AGAINST PROPERTY	ARRESTS FOR BEHAVIORAL CRIMES	ARREST TOTAL	
					AGAINST PERSON	AGAINST PROPERTY	BEHAVIORAL CRIMES		INDEX CRIME TOTAL	INDEX CRIMES CLEARED					
85	23	25	1	BENTON CO SO	24,420	95	601	530	1,226	426	20.2	33	124	140	297
86	24	29	1		22,235	100	567	504	1,171	431	23.7	33	83	160	276
85	40	71		Corvallis PD	41,580	310	3,061	1,274	4,645	2,333	19.2	109	419	465	993
86	42	74	1		40,870	353	3,093	1,364	4,810	2,368	21.3	162	433	560	1,155
85	1	1		Monroe PD	460	11	89	21	121	48	12.4	1	6	8	15
86	1	1			440	13	76	28	117	43	11.6	3	13	11	27
85	17	24		Ore.St.Univ.PD		44	604	105	753	499	15	5	36	43	84
86	17	26				35	575	147	757	501	4	5	29	58	92
85	6	7	1	Philomath PD	2,640	31	147	67	245	96	42.7	26	40	56	122
86	6	7			2,555	37	212	121	370	112	44.6	30	95	121	246
85	14	15		State Police		10	53	138	201	33	45.5	9	36	142	187
86	12	13	1			9	78	138	225	39	61.5	8	31	152	191
85				O.L.C.C.				2	2					3	3
86								1	1						
85	101	143	2	BENTON COUNTY	69,100	501	4,555	2,137	7,193	3,435	19.5	183	661	857	1,701
86	102	150	3	TOTAL	66,100	547	4,601	2,303	7,451	3,494	20.2	241	684	1,062	1,987
% Change						9.2	1.0	7.8	3.6	1.7		31.7	3.5	23.9	16.8

CRIMES AGAINST PERSONS

CRIMES AGAINST PROPERTY

BEHAVIORAL CRIMES

AGENCY	1986	CRIMES AGAINST PERSONS									CRIMES AGAINST PROPERTY									BEHAVIORAL CRIMES											
		MURDER*	NEG. HOMICIDE	FORCIBLE RAPE*	OTHER SEX CRIMES	KIDNAPING	EXTORTION	ROBBERY*	PURSE-SNATCH*	AGGRAVATED ASSAULT*	SIMPLE ASSAULT	BURGLARY*	LARCENY*	MOTOR VEHICLE THEFT*	ARSON*	FORGERY & COUNTERFEIT	FRAUD	EMBEZZLEMENT	STOLEN PROPERTY	VANDALISM	WEAPON LAWS	PROSTITUTION	DRUG LAWS	GAMBLING	FAMILY OFFENSES	D.U.I.I.	LIQUOR LAWS	DISORDERLY CONDUCT	ALL OTHER (Except Traffic)	CURFEW	RUNAWAY JUVENILE
BAKER CO. SO	off arr clr			1 5 3				1 8 7	13 8 7	28 18 17	29 13 10	3 1 1		12 1 3	14 6 6				14 6 6	3 3 3		24 10 24		1 2 7	16 16 16	16 18 16	1 1 3	7 9 3			
Baker PD	off arr clr			9 7 6			2 1	4 16 17	56 30 57	195 39 77	340 70 101	29 9 18	13 7 5	22 7 10	243 23 204			3 6 3	213 30 52	1 2 1		9 6 7		4 1 3	85 79 85	60 100 58	24 13 19	36 14 21	12 8 12	10 17 10	
State Police	off arr clr	1 1 1		1				4 2 3	9 6 8	11 3 4	42 14 24	4 4 1	3 4 2	55 3 43	1 3 1				4 1 1	1 1 1		15 15 15			80 75 80	4 1 1	4 2 4	1 2 1			
O.L.C.C.	off arr clr																									1 1					
BAKER COUNTY TOTAL	off arr clr	1 1 1		2 14 9			2 4 1	21 44 21	78 44 72	234 60 98	411 97 135	36 10 20	16 11 7	89 11 56	258 26 211			3 6 3	231 37 59	5 3 5		48 31 46		5 3 3	181 170 181	77 122 72	26 13 19	47 25 28	12 8 12	11 19 11	
BENTON CO. SO	off arr clr	1		1 32 6 16			3 2	13 6 30	50 26 30	177 35 37	222 29 45	12 4 12	2 1 3	11 1 3	16 5 5			1 14 20	126 14 20	5 2 3		61 31 45		9 1 1	47 46 47	19 35 16	47 5 8	151 23 40		165 17 128	
Corvallis PD	off arr clr			7 4 5	113 16 29	1	13 9 5	2 14 32	56 119 109	555 70 124	1648 276 317	80 15 20	7 3 1	141 20 72	124 20 54	1		5 14 5	532 15 41	20 10 17		83 46 74	1	71 3 17	212 202 212	172 124 118	218 21 33	367 84 97	121 46 121	99 24 83	
Monroe PD	off arr clr			1 1			1 4 2	4 2	6 6 3	9 1	25 2 4	2 2 1	1 3 1	1 1 1	3 3				35 5 9					5 2 2	2 2 1	1 5 3	5 11 3	11 7 3	3 1 1		
Ore. St. Univ. PD	off arr clr			19 2		1	1 6	8 3	8 3	40 3	445 18 19	7 1 1	2 2 1	2 1 1		1 1			78 6 2						14 13 14	12 16 1	8 6 1	113 23 7			
Philomath PD	off arr clr			1 3 1	3 1 1			3 24 27	29 17 15	22 17 15	84 42 31	2 2 1	8 9 12	63 7 69				1 1 1	32 17 11			3 3 3		8 4 7	17 17 17	22 31 21	5 8 5	31 31 25	14 12 14	21 15 21	
State Police	off arr clr			5 3 3				4 4 4	14 4 4	20 6 6	5 11 14	5 4 4	6 2 4	22 4 13				2 1 2	9 3 4	3 3 3		10 22 6			103 98 99	18 18	14 6 12	8 5 8			
O.L.C.C.	off arr clr																									1 1					
BENTON COUNTY TOTAL	off arr clr	1		10 6 5	173 30 49	3 1	17 9 7	9 20 41	258 176 173	817 132 183	2444 378 430	108 27 38	12 6 1	169 33 92	228 31 141	2 1		9 16 8	812 60 87	28 15 23		157 102 128	1	93 7 25	395 378 391	227 226 157	283 40 48	687 174 184	138 58 138	294 61 241	

6-9

* Indicates Index Crime

NUMBER OF POLICE OFFICERS	TOTAL NUMBER LAW ENF STAFF	OF OFFICER ASSAULTED	AGENCY	POPULATION	CRIMES AGAINST PERSON	CRIMES AGAINST PROPERTY	BEHAVIORAL CRIMES	CRIME TOTAL	PERCENT INDEX CRIME TOTAL	PERCENT INDEX CRIMES CLEARED	ARRESTS CRIMES AGAINST PERSONS	ARRESTS CRIMES AGAINST PROPERTY	ARRESTS FOR BEHAVIORAL CRIMES	ARREST TOTAL	
85	104	136	16	CLACKAMAS CO SO	155,225	1,843	9,590	2,196	13,629	8,597	14.6	699	1,121	758	2,578
86	107	133	11		152,845	1,940	10,220	1,828	13,988	8,851	15.9	714	1,235	781	2,730
85	12	17	1	Canby PD	7,750	95	650	232	977	404	26.2	48	128	131	307
86	12	17	2		7,835	102	693	239	1,034	475	31.2	62	139	147	348
85	12	20	1	Gladstone PD	9,570	77	573	225	875	493	14.4	30	86	162	278
86	12	19			9,570	76	663	244	983	542	16.6	33	95	197	325
85	37	56	9	Lake Oswego PD	24,200	134	1,341	640	2,115	1,039	21.4	48	184	429	661
86	39	57	8		26,035	92	1,190	783	2,065	832	19.2	40	121	480	641
85	22	32	5	Milwaukie PD	17,375	172	1,184	288	1,644	1,008	16	80	141	199	420
86	23	34	3		17,685	160	1,440	305	1,905	1,197	18.6	61	190	193	444
85	7	8		Holalla PD	3,100	93	403	205	701	297	32.7	43	108	150	301
86	7	8	8		3,180	96	405	242	743	306	30.7	58	97	175	330
85	26	42		Oregon City PD	14,500	210	1,379	473	2,062	1,101	26.3	92	311	332	735
86	24	38	2		14,360	297	1,601	495	2,393	1,305	26.7	143	351	352	846
85	7	9	6	Sandy PD	3,530	102	367	259	728	300	54.0	51	71	179	301
86	8	9	2		3,560	84	453	285	822	352	38.6	44	130	201	375
85	15	18	4	West Linn PD	12,950	64	514	315	893	412	15.0	28	86	277	391
86	15	18	3		13,130	87	538	277	902	412	17.0	43	89	234	366
85	69	74	5	State Police		327	657	653	1,637	435	32.0	50	77	506	633
86	69	69	9			222	472	697	1,391	270	32.4	43	67	581	691
85	21	33		O.L.C.C.				23	23					12	12
86	22	26						20	20					11	11
85	332	445	47	CLACKAMAS COUNTY	248,200	3,117	16,658	5,509	25,284	14,086	18.2	1,169	2,313	3,135	6,617
86	338	428	48	TOTAL	248,200	3,156	17,675	5,415	26,246	14,542	19.0	1,241	2,514	3,352	7,107
% Change						1.3	6.1	-1.7	3.8	3.2		6.2	8.7	6.9	7.4

CRIMES AGAINST PERSONS

CRIMES AGAINST PROPERTY

BEHAVIORAL CRIMES

AGENCY	1986	CRIMES AGAINST PERSONS										CRIMES AGAINST PROPERTY										BEHAVIORAL CRIMES											
		HURDER*	NEG. HOMICIDE	FORCIBLE RAPE*	OTHER SEX CRIMES	KIDNAPING	EXTORTION	ROBBERY*	PURSE-SNATCH*	AGGRAVATED ASSAULT*	SIMPLE ASSAULT	BURGLARY*	LARCENY*	MOTOR VEHICLE THEFT*	ARSON*	FORGERY & COUNTERFEIT	FRAUD	EMBEZZLEMENT	STOLEN PROPERTY	VANDALISM	WEAPON LAWS	PROSTITUTION	DRUG LAWS	GAMBLING	FAMILY OFFENSES	D.U.I.	LIQUOR LAWS	DISORDERLY CONDUCT	ALL OTHER (Except Traffic)	CURFEW	RUNAWAY JUVENILE		
CLACKAMAS CO. SO	off arr clr	10 8 8		44 6 16	178 20 73	25 8 12	4 8 2	121 27 27		95 28 63	1463 617 853	3228 201 261	4366 842 998	948 25 26	37 9 7	220 29 74	267 14 71		19 15 13	1135 100 145	60 40 57		62 42 50		42 12 20	398 355 398	77 72 77	29 16 23	542 220 265		618 24 541		
Canby PD	off arr clr			4 3 3	17 5 7	2 1 1		6 1 2	1 1 4	6 3 3	66 49 48	126 14 22	304 87 103	25 5 13	3 1 2	58 9 22	36 5 3		3 2 3	138 16 16	4 3 4		12 7 11		1 1 1	62 57 62	26 26 25	17 11 14	64 28 32	7 7 24	46 7 24		
Gladstone PD	off arr clr			1 4 2	16 4 2	1 1 1		6 3 3	7 2 2	43 1 22	149 9 6	338 61 69	38 8 10	1 1 1	12 5 2	5 4 21				120 13 17	4 3 2		7 3 3		1 1 1	107 95 107		12 5 3	87 75 59	12 9 12	14 5 10		
Lake Oswego PD	off arr clr			2 1 1	17 2 6	2 1 1	3 3 1	4 2 1		12 5 10	52 30 43	260 17 48	502 54 78	37 12 20	15 1 2	48 1 16	60 6 21	4 2 2	2 2 2	262 28 37	3 3 3		38 29 36		3 1 2	113 108 113	81 119 81	21 8 14	285 60 198	121 87 121	118 65 113		
Milwaukie PD	off arr clr	1 1 1		6 1 3	25 1 6	3 1 1		26 4 5		14 4 10	85 51 64	370 32 37	690 130 143	86 12 24	4 1 2	17 2 12	50 2 12		4 2 4	219 12 33	3 3 3		21 11 16			126 125 126	2 1 2	10 6 10	82 36 44		61 11 53		
Molalla PD	off arr clr	1 1 1			19 1 4				9 1 1	22 35 39	45 10 5	64 183 63	25 5 10	2 2 1	18 1 4	14 1 1				99 13 16			7 2 2		7 5 5	55 54 55	59 70 56	6 4 5	80 32 38	8 6 8	20 7 15		
Oregon City PD	off arr clr			5 2 3	80 7 35	1 2 2		23 6 6	10 9 14	20 9 14	158 117 138	286 47 55	859 236 245	98 17 24	4 1 1	57 3 12	53 4 25		4 9 4	240 34 42	23 17 22		36 11 15		1 1 1	154 149 154	27 26 27	35 45 33	123 63 72	43 39 43	53 2 48		
Sandy PD	off arr clr				6 6 6			2 1 1	1 4 3	4 4 48	71 40 48	96 29 33	227 84 93	19 4 6	3 1 1	1 2 13	23 2 13			84 10 14	5 3 5		5 4 5		9 1 2	75 73 75	40 35 40	21 3 10	107 72 80		23 10 14		
West Linn PD	off arr clr			3 2 4	20 2 4			4 1 1	2 5 5	7 5 32	51 35 32	127 8 9	249 54 49	19 10 6	1 2 8	20 2 8	8 8 6			114 15 7	4 2 2		6 6 5		1 1 1	99 99 99	23 29 23	8 7 6	94 71 61	13 3 13	29 17 25		
State Police	off arr clr	1		5 17	123 10 58	2 2 1	2 52		12 4 6	31 23 22	41 3 4	111 34 47	28 10 11	28 4 3	165 5 99	69 3 12			9 2 9	21 6 7	19 13 19	2 59 95	103 59		5 1 1	473 462 473	71 27 70	6 2 4	14 13 13		4 4 1		
O.L.C.C.	off arr clr																																
CLACKAMAS COUNTY	off arr clr	12 11 10		117 17 43	501 52 201	36 11 15	9 192 45 45	30 83 1	194 83 130	2065 1022 1309	4747 370 480	7829 1647 1888	1323 108 150	98 19 16	616 50 237	585 41 157	4 4 2	41 32 35	2432 247 334	125 84 117	2 2 1	297 174 238		70 17 27	1662 1577 1662	426 420 421	165 107 122	1478 670 862	204 151 204	986 152 844			

* Indicates Index Crime

NUMBER OF POLICE OFFICERS	TOTAL NUMBER			AGENCY	POPULATION	CRIMES			CRIME TOTAL	PERCENT		ARRESTS CRIMES AGAINST PERSONS	ARRESTS CRIMES AGAINST PROPERTY	ARRESTS FOR BEHAVIORAL CRIMES	ARREST TOTAL
	LAW ENF STAFF	OF OFFICER	ASSAULTED			AGAINST PERSON	AGAINST PROPERTY	BEHAVIORAL CRIMES		INDEX CRIME TOTAL	INDEX CRIMES CLEARED				
85	4	5		CLATSOP CO SD	12,530	61	241	73	375	207	15.0	35	62	63	160
86	4	5	1		12,145	59	165	48	272	141	5.0	32	4	13	49
85	16	23	3	Astoria PD	9,820	199	822	410	1,431	573	33.0	124	210	328	662
86	15	22	6		9,800	189	941	477	1,607	728	27.5	86	200	346	632
85	4	4		Cannon Beach PD	1,250	13	148	37	198	106	15.1	8	25	40	73
86	4	4			1,235	13	142	50	205	98	24.5	9	37	59	105
85	2	2		Gearhart PD	1,000	5	43	10	58	30	6.7	7	18	13	38
86	2	2			1,080	2	39	12	53	25	4.0	2	10	12	24
85	13	19	5	Seaside PD	5,300	168	814	383	1,365	513	25.7	118	144	327	589
86	15	21	2		5,580	144	829	572	1,545	521	22.6	93	157	491	741
85	4	4		Warrenton/Hammond	3,000	24	191	59	274	145	30.3	20	56	56	132
86	4	4			3,060	16	129	79	224	93	46.2	26	47	146	219
85	18	19	1	State Police		61	176	265	502	124	25.8	16	36	208	260
86	17	18	4			51	202	183	436	135	28.1	26	42	176	244
85	1	1		O.L.C.C.				6	6					6	6
86	1	1						4	4						
85	62	77	9	CLATSOP COUNTY	32,900	531	2,435	1,243	4,209	1,698	26.3	328	551	1,041	1,920
86	62	77	13	TOTAL	32,900	474	2,447	1,425	4,346	1,741	24.8	274	497	1,243	2,014
% Change						-10.7	0.5	14.6	3.3	2.5		-16.5	-9.8	19.4	4.9

AGENCY	CRIMES AGAINST PERSONS										CRIMES AGAINST PROPERTY								BEHAVIORAL CRIMES											
	MURDER*	NEG. HOMICIDE	FORCIBLE RAPE*	OTHER SEX CRIMES	KIDNAPING	EXTORTION	ROBBERY*	PURSE-SNATCH*	AGGRAVATED ASSAULT*	SIMPLE ASSAULT	BURGLARY*	LARCENY*	MOTOR VEHICLE THEFT*	ARSON*	FORGERY & COUNTERFEIT	FRAUD	EMBEZZLEMENT	STOLEN PROPERTY	VANDALISM	WEAPON LAWS	PROSTITUTION	DRUG LAWS	GAMBLING	FAMILY OFFENSES	D.U.I.	LIQUOR LAWS	DISORDERLY CONDUCT	ALL OTHER (Except Traffic)	CURFEW	RUNAWAY JUVENILE
CLATSOP CO, SO	off arr clr		3 7	17 10	1		3	4	31 25 20	50	75 3	6		1	1			32 1 4					2	4 4 4		9 5 3	20 4 6			13
Astoria PD	off arr clr	1 1 1	2 2 1	17 2 8			10 5 3	3 30 15 18	126 61 89	268 53 57	362 95 100	47 17 19	5 2 1	22 3 9	39 5 15	3 3		194 24 30	1 2 1	1	10 4 6		5 1 3	67 66 67	79 111 76	50 21 39	133 63 107	87 66 87	44 13 40	
Cannon Beach PD	off arr clr		1 1 1	1 1				1 2 2	8 5 5	41 8 7	46 5 9	6 14 5	1 1 17	17 3 3	7 3		1	24 6 6					3 4 1	67 13 13	14 27 11	5 2 4	14 13 12			
Gearhart PD	off arr clr							1 1 1	1 1 1	8 16 3	16 3							15 7 3	1 1 1					3 3 3	2 4 2	1 1 1	1 1 1	2 2 2	2 1 2	
Seaside PD	off arr clr		1 8 1	14 8 11	3 1 2		8 3 3	9 6 2	103 79 83	99 23 20	373 82 85	23 4	2 1 1	11 9 13	36 9 4		5 3 4	280 39 61			35 16 29				102 97 102	176 187 171	96 80 87	113 82 92	16 12 16	25 15 21
Warrenton/Hammond PD	off arr clr	1 1 1	1 1 1	2 4 2			2 1 1	1 2 2	9 18 7	17 1 2	57 32 27	12 5 9	2 1 1	2 1 24	4 1 23			36 8 7		2			1 2 1	63 61 63	3 53 3	1 8 1	4 16 2	1 1 1	6 3 6	
State Police	off arr clr		3 2 2	6 2 4			2 1 1	12 6 11	28 18 22	36 6 5	67 8 13	13 2 5	2 4 1	30 4 24	24 13 23			30 9 7			10 11 5				152 149 152	2 7 1	4 2 3	8 6 6	7 1 4	
O.L.C.C.	off arr clr																				1 1					3 3				
CLATSOP COUNTY	off arr clr	2 2 2	11 4 7	57 24 35	4 1 2		23 10 7	14 26 4	57 207 227	306 91 93	996 228 237	107 38 42	12 4 4	82 7 51	111 30 54	3 3	6 5 5	611 94 118	11 7 11	1	60 35 42		8 2 5	404 393 404	279 389 267	166 118 226	293 185 226	106 81 106	97 33 81	

NUMBER OF POLICE OFFICERS	TOTAL NUMBER LAW OF ENF OFFICER		AGENCY	POPULATION	CRIMES	CRIMES	BEHAVIORAL CRIMES	CRIME TOTAL	PERCENT	ARRESTS CRIMES AGAINST PERSONS	ARRESTS CRIMES AGAINST PROPERTY	ARRESTS FOR BEHAVIORAL CRIMES	ARREST TOTAL		
	STAFF	ASSAULTED			AGAINST PERSON	AGAINST PROPERTY			INDEX CRIME TOTAL					INDEX CRIMES CLEARED	
85	13	14	1	COLUMBIA CD SD	20,465	120	566	189	875	440	20.2	46	97	214	357
86	12	14			20,085	121	622	201	944	468	11.3	46	60	136	242
85	5	6	1	Clatskanie PD	1,690	15	77	59	151	27	29.6	9	8	55	72
86	5	6			1,690	9	51	46	106	30	33.3	8	16	54	78
85	5	6		Rainier PD	1,560	5	115	114	234	75	0	7	22	120	149
86	5	6			1,615	18	109	111	238	70	25.7	10	44	113	167
85	15	20	1	St.Helens PD	7,260	137	605	380	1,122	379	33.8	73	159	361	593
86	15	20	1		7,465	109	564	421	1,094	363	23.1	62	136	380	578
85	5	7	1	Scappoose PD	3,410	24	193	108	325	126	15.9	7	32	120	159
86	5	7			3,495	25	242	122	389	129	19.4	17	44	145	206
85	4	4		Vernonia PD	1,715	16	45	9	70	33	54.5	11	19	4	34
86	4	4	1		1,750	31	81	79	191	48	60.4	32	23	81	136
85	12	13	1	State Police		63	39	206	308	34	41.2	12	15	195	222
86	11	12				138	24	204	366	29	48.3	14	13	205	232
85				O.L.C.C.				2	2						
86								1	1						
85	59	70	5	COLUMBIA COUNTY	36,100	380	1,640	1,067	3,087	1,114	24.9	165	352	1,069	1,586
86	57	69	2	TOTAL	36,100	451	1,693	1,185	3,329	1,137	20.5	189	336	1,114	1,639
% Change						18.7	3.2	11.1	7.8	2.1		14.5	-4.5	4.2	3.3

CRIMES AGAINST PERSONS

CRIMES AGAINST PROPERTY

BEHAVIORAL CRIMES

AGENCY	1986	CRIMES AGAINST PERSONS							CRIMES AGAINST PROPERTY							BEHAVIORAL CRIMES														
		MURDER*	NEG. HOMICIDE	FORCIBLE RAPE*	OTHER SEX CRIMES	KIDNAPING	EXTORTION	ROBBERY*	PURSE-SNATCH*	AGGRAVATED ASSAULT*	SINGLE ASSAULT	BURGLARY*	LARCENY*	MOTOR VEHICLE THEFT*	ARSON*	FORGERY & COUNTERFEIT	FRAUD	EMBEZZLEMENT	STOLEN PROPERTY	VANDALISM	WEAPON LAWS	PROSTITUTION	DRUG LAWS	GAMBLING	FAMILY OFFENSES	D. U. I. I.	LIQUOR LAWS	DISORDERLY CONDUCT	ALL OTHER (Excp't Traffic)	CURFEW
COLUMBIA CO. SO	off arr clr			2 22 5	1 2 1		1 1 1		4 3 3	91 40 58	194 15 20	236 23 17	29 5 12	2 2 1	2 1 1	19 2 2		3 3 3	140 14 10	2 2 1		2 5 1		3 2 2	63 61 63	2 16 2	26 6 8	86 41 19		19 5 12
Clatskanie PD	off arr clr			1 1 5						8 8 6	10 3 4	18 4 5	1 1 1	2 1 1	1 1 3				17 6 9	1 1 1		1 7 7			33 33 33		8 7 1	7 4 1	2 2 1	2 2 2
Rainier PD	off arr clr			11 3 5				1 2 5		6 5 5	29 8 4	35 12 12	3 3 2	2 1 1		7 2 2	1 1 1		32 17 5						100 100 100		2 4 1	2 3 2	6 3 2	3 4 2
St. Helens PD	off arr clr			1 15 5			5 1 2	2 4 4	6 52 56	86 18 15	248 64 59	11 4 3	4 1 1	18 5 8	60 20 33	1 1 1			136 23 21	8 5 8		41 28 33		2 1 2	149 143 149	67 78 61	10 11 9	101 86 75	5 5 5	38 23 31
Scappose PD	off arr clr			7 3 4				2 1 1	1 13 11	15 13 11	29 1 1	92 25 21	5 1 2		12 1 2	66 12 39			38 5 8			9 10 8			55 55 55	30 49 30	7 8 3	19 22 15	2 1 1	
Veronia PD	off arr clr			5 1 2			1 1 1		4 7 4	21 24 16	28 8 16	14 6 1		2 1 2		1 1 1			36 8 15			2 2 2		1 1 2	35 34 35	12 18 6	12 12 10	16 13 14	1 1 1	
State Police	off arr clr			10 1 4	116 2 75	3		2 2 2	7 8 6	7 8 6	5 8 7	9 8 7	2 1 1	1 1 1		1 1 1			6 4 3	3 3 3		6 7 2		2 2 2	186 181 186		10 3 6	7 3 6		
O.L.C.C.	off arr clr																									1 1				
COLUMBIA COUNTY	off arr clr			13 1 4	177 16 96	4	7 2 3	5 19 14	17 150 158	228 52 60	381 52 60	652 142 129	51 14 20	11 4 3	35 6 13	156 36 79	2 1 1		405 77 71	12 10 12		61 59 46		8 2 6	621 607 621	112 181 100	64 45 32	237 168 132	5 5 5	65 37 46

NUMBER OF POLICE OFFICERS	TOTAL NUMBER LAW ENF OFFICER STAFF ASSAULTED		AGENCY	POPULATION	CRIMES	CRIMES	BEHAVIORAL CRIMES	CRIME TOTAL	INDEX CRIME TOTAL	PERCENT	ARRESTS CRIMES AGAINST PERSONS	ARRESTS CRIMES AGAINST PROPERTY	ARRESTS FOR BEHAVIORAL CRIMES	ARREST TOTAL	
	AGAINST PERSON	AGAINST PROPERTY			INDEX CRIMES CLEARED										
85	28	38	5	COOS CO SO	26,295	289	968	727	1,984	795	10.4	158	144	301	603
86	25	36	8		24,655	283	990	833	2,106	780	27.8	165	184	391	740
85	5	6		Bandon PD	2,330	24	188	64	276	140	50.7	13	54	69	136
86	5	6	6		2,380	37	168	90	295	135	46.7	24	51	75	150
85	26	35	5	Coos Bay PD	14,695	297	1,634	739	2,670	1,129	23.5	130	329	430	889
86	26	35	6		14,330	389	1,841	914	3,144	1,267	22.3	182	334	462	978
85	7	11		Coquille PD	4,220	53	251	140	444	158	18.4	27	83	142	252
86	6	10			4,045	48	266	97	411	185	18.9	26	76	133	235
85	6	10		Myrtle Point PD	2,700	34	104	106	244	78	56.4	31	45	98	174
86	6	10	5		2,580	28	121	113	262	92	33.7	24	25	86	135
85	15	9	2	North Bend PD	9,135	153	787	327	1,267	569	32.2	98	235	228	561
86	15	19	9		8,770	185	971	283	1,439	691	26.5	135	221	190	546
85	3	3		Powers PD	775	6	52	35	93	33	12.1	4	17	25	46
86	3	3			740	10	27	17	54	20	25.0	5	9	14	28
85	29	33	5	State Police		95	139	427	661	137	32.1	28	42	420	490
86	27	31	5			88	210	555	853	142	33.8	32	46	529	607
85	1	1		O.L.C.C.			1	32	33					14	14
86	1	1						9	9						0
85	120	146	17	COOS COUNTY	60,150	951	4,124	2,597	7,672	3,039	26.6	489	949	1,727	3,165
86	114	151	39	TOTAL	57,500	1,068	4,594	2,911	8,573	3,312	26.1	593	946	1,880	3,419
%	Change					12.3	11.4	12.1	11.7	9.0		21.3	-0.3	8.9	8.0

CRIMES AGAINST PERSONS

CRIMES AGAINST PROPERTY

BEHAVIORAL CRIMES

AGENCY	1986			CRIMES AGAINST PERSONS										CRIMES AGAINST PROPERTY										BEHAVIORAL CRIMES									
	MURDER*	NEG. HOMICIDE	FORGIBLE RAPE*	OTHER SEX CRIMES	KIDNAPING	EXTORTION	ROBBERY*	PURSE-SNATCH*	AGGRAVATED ASSAULT*	SIMPLE ASSAULT	BURGLARY*	LARCENY*	MOTOR VEHICLE THEFT*	ARSON*	FORGERY & COUNTERFEIT	FRAUD	EMBEZZLEMENT	STOLEN PROPERTY	VANDALISM	WEAPON LAWS	PROSTITUTION	DRUG LAWS	GAMBLING	FAMILY OFFENSES	D.U.I.†	LIQUOR LAWS	DISORDERLY CONDUCT	ALL OTHER (Except Traffic)	CURFEW	RUNAWAY JUVENILE			
COOS CO. SO	off arr clr	1 1 1	1 2 2	5 19 26	5 5 5		2	1	51 32 46	159 106 133	278 49 66	388 62 75	48 17 24	6 3 3	9 4 5	22 4 9		2	237 45 83	6 6 6	1 1 1	119 85 91		41 14 14	110 99 110	72 131 68	3 1 2	284 58 163		197 16 156			
Bandon PD	off arr clr			2 1 2	7 5 5		1	2	9 6 8	16 10 13	41 21 16	76 15 31	3 6 3	1 2 1		6			39 9 23	4 3 4		13 15 13		3 1 2	20 20 20	4 7 4	23 9 13	15 13 13		8 7 8			
Coos Bay PD	off arr clr	2 2 2		11 2 2	74 8 11	3	14	35	25 19 19	225 144 154	360 48 42	724 172 182	84 14 27	12 1 15	50 9 15	155 29 85	5 1 1	7	444 53 72	10 4 9	1	69 34 61		38 4 10	95 91 95	97 128 94	243 78 122	258 92 140	6 3 6	97 28 72			
Coquille PD	off arr clr				2		1	7	10 4 10	28 22 13	61 19 10	98 25 11	7 10 1	1 3 1	3	37 2 3			59 19 10		1				68 64 68	2 27 2	3 10 3	16 20 4	3 2 3	4 5 1			
Myrtle Point PD	off arr clr			1 1 1	3 2 3	1		2	4 4 4	17 17 16	28 3 7	48 12 15	6 1 3	3 3 1	3	6			27 9 10			10 9 10			47 45 47	10 9 10	3 8 9	6 4 6		30 11 25			
North Bend PD	off arr clr			5 3 3	23 6 8	1	8		12 10 11	136 110 112	154 20 25	471 150 127	36 9 11	5 1 1	29 6 12	66 10 24	1 1 1	1	208 23 31	4 1 4		17 16 16		9 2 4	38 33 38	60 75 59	39 13 19	74 23 45		42 27 30			
Powers PD	off arr clr				2 1				8 5 7	136 110 112	7 4 2	10 1 1	3 2 2						7 2 3	2 1 2		2 1 1			2 2 2	9 8 10	2 3 2						
State Police	off arr clr			3 5 2	40 1 26	5	6		7 4 5	27 20 23	40 8 9	64 18 19	20 4 7	2 1 1		51 3 31		1	32 13 13	8 5 7	4 1 2	56 81 32		3 2 2	418 403 418	2 14 2	5 2 3	42 17 34		17 6 13			
O.L.C.C.	off arr clr																									9 9							
COOS COUNTY	off arr clr	3 3 3	1 9 1	27 45 80	209 6 10	15	32	47	118 79 103	616 434 471	969 172 177	1879 455 461	207 63 78	30 4 9	96 19 33	343 48 157	6 1 2	11	1053 173 245	34 15 32	6 1 3	287 245		94 7 32	798 757 798	265 399 258	326 121 176	697 230 407	9 5 9	395 100 305			

11-9

* Indicates Index Crime

NUMBER OF POLICE OFFICERS	TOTAL NUMBER LAW OF ENF OFFICER		AGENCY	POPULATION	CRIMES	CRIMES	BEHAVIORAL CRIMES	CRIME TOTAL	PERCENT	ARRESTS CRIMES AGAINST PERSONS	ARRESTS CRIMES AGAINST PROPERTY	ARRESTS FOR BEHAVIORAL CRIMES	ARREST TOTAL		
	STAFF	ASSAULTED			AGAINST PERSON	AGAINST PROPERTY			INDEX CRIME TOTAL					INDEX CRIMES CLEARED	
85	7	9	1	CROOK CD SO	7,990	72	246	146	464	172	23.3	23	49	71	143
86	6	8			8,045	63	277	197	537	203	27.6	32	60	103	195
85	9	15	3	Prineville PD	5,410	88	542	484	1,114	386	31.6	45	159	386	590
86	9	16	2		5,455	63	492	444	999	287	36.2	42	211	407	660
85	5	5		State Police		3	139	93	235	17	41.2	1	11	52	64
86	5	5				13	12	20	45	12	58.3	6	9	16	31
85				D.L.C.C.				2	2					11	11
86								6	6					13	13
85	21	29	4	CROOK COUNTY	13,400	163	927	725	1,815	575	29.4	69	219	520	808
86	20	29	2	TOTAL	13,500	139	781	667	1,587	502	33.3	80	280	539	899
% Change						-14.7	-15.7	-8.0	-12.6	-12.7		15.9	27.9	3.7	11.3

6-12

NUMBER OF POLICE OFFICERS	TOTAL NUMBER LAW OF ENF OFFICER		AGENCY	POPULATION	CRIMES	CRIMES	BEHAVIORAL CRIMES	CRIME TOTAL	PERCENT	ARRESTS CRIMES AGAINST PERSONS	ARRESTS CRIMES AGAINST PROPERTY	ARRESTS FOR BEHAVIORAL CRIMES	ARREST TOTAL		
	STAFF	ASSAULTED			AGAINST PERSON	AGAINST PROPERTY			INDEX CRIME TOTAL					INDEX CRIMES CLEARED	
85	13	18	1	CURRY CD SO	11,840	49	315	177	541	250	24.0	24	59	118	201
86	14	21	4		11,815	74	419	192	685	332	17.8	54	70	146	270
85	7	13		Brookings PD	3,470	30	256	105	391	184	19.7	24	49	78	151
86	7	12	3		3,500	44	280	124	448	229	27.5	25	73	96	194
85	5	5		Gold Beach PD	1,590	20	144	70	234	95	21.1	11	17	53	81
86	5	5			1,585	24	200	93	317	113	33.6	22	45	94	161
85	8	9	2	State Police		43	55	122	220	53	32.1	15	14	162	191
86	8	9				21	44	115	180	43	32.6	8	12	151	171
85				D.L.C.C.				9	9					3	3
86								2	2						
85	33	45	3	CURRY COUNTY	16,900	142	770	483	1,395	582	22.3	74	139	414	627
86	34	47	7	TOTAL	16,900	163	943	526	1,632	717	24.3	109	200	487	796
% Change						14.8	22.5	8.9	17.0	23.2		47.3	43.9	17.6	27.0

AGENCY	1986	CRIMES AGAINST PERSONS									CRIMES AGAINST PROPERTY										BEHAVIORAL CRIMES										
		MURDER*	NEG. HOMICIDE	FORCIBLE RAPE*	OTHER SEX CRIMES	KIDNAPING	EXTORTION	ROBBERY*	PURSE-SNATCH*	AGGRAVATED ASSAULT*	SIMPLE ASSAULT	BURGLARY*	LARCENY*	MOTOR VEHICLE THEFT*	ARSON*	FORGERY & COUNTERFEIT	FRAUD	EMBEZZLEMENT	STOLEN PROPERTY	VANDALISM	WEAPON LAWS	PROSTITUTION	DRUG LAWS	GAMBLING	FAMILY OFFENSES	D. U. I. I.	LIQUOR LAWS	DISORDERLY CONDUCT	ALL OTHER (Excp Traffic)	CURFEW	RUNAWAY JUVENILE
CROOK CO. SO	off		2	15	4		2	12	28	62	112	12	1	3	17			1	69	3		18				19	19	24	75	2	37
	arr		1	7	2			8	14	18	15	8			1				18	1		12				18	29	30		13	
	clr		2	8	4		1	11	19	14	24	7			7			1	13	3		11				19	17	5	37	2	31
Prineville PD	off	1	2	10				1	48	57	209	14	2	15	134				61	2		19		3	98	75	58	107	59	23	
	arr	1	3	3				1	34	15	107	6	1	5	50				27	2		15			97	109	43	92	29	20	
	clr	1	1	6					31	11	82	8	1	4	77				18	2		17		1	98	76	45	86	59	17	
State Police	off		1	6				1	5	2	6	1	1						2						9	1		10			
	arr		1	1					4		4	5										2			9			5			
	clr		1	4				1	4		3	1	1					1							9			6			
O.L.C.C.	off																										6				
	arr																										13				
	clr																										6				
CROOK COUNTY	off	1	5	31	4		2	14	81	121	327	27	4	18	151			1	132	5		37		3	126	101	82	192	61	60	
	arr	1	5	11	2			9	52	33	126	19	1	5	51				45	3		29			124	151	43	127	29	33	
TOTAL	clr	1	4	18	4		1	12	54	25	109	13	2	4	84			1	32	5		28		1	126	99	50	129	61	48	
CURRY CO. SO	off	1	2	12	1		3	3	52	104	196	21	2	19	18			1	58	2		30		3	59	12	14	58		14	
	arr	1	3	3			4	3	40	11	44	4	2	2	3			2	2	2		15		2	57	20	9	36		5	
	clr	1	2	4	1		1	2	36	12	33	7	1	10	2			1	8	1		24		1	59	11	8	36		6	
Brookings PD	off		1	10			2	10	19	45	156	12	1	2	11	1			52	1		15			55	11	18	14	6	4	
	arr		1	2				6	16	12	34	5			2	1			19	1		9			53	17	5	7	3	1	
	clr			2				7	9	10	39	7			3	1			15	1		12			55	8	7	8	6	2	
Gold Beach PD	off		1	2			1	1	19	26	77	6	1	9	55				26	1		8			34	20	6	19		5	
	arr		2					1	19	5	26	2		2	2			2	6	1		8			33	30	7	13		2	
	clr		1					1	18	3	30	3		4	11				5	1		7			34	20	5	16		3	
State Police	off			13				3	5	8	28	2	2		3				1	9		21			77	2	3	3			
	arr			4				1	3	2	7	2			1					7		34			74	32	2	2			
	clr			8				2	3	3	7	2			2					9		11			77	1	2	3			
O.L.C.C.	off																										2				
	arr																														
	clr																														
CURRY COUNTY	off	1	4	37	1		5	3	17	95	183	41	6	30	87	1	1	137	13		74		3	225	47	41	94	6	23		
	arr	1	6	9			4	11	78	30	111	13	2	4	8	1	4	27	11		66		2	217	99	23	58	3	8		
TOTAL	clr	1	3	14	1		1	12	66	28	109	19	1	14	18	1	1	28	12		54		1	225	42	22	63	6	11		

NUMBER OF POLICE OFFICERS	TOTAL NUMBER LAW OF ENF OFFICER		AGENCY	POPULATION	CRIMES AGAINST PERSON	CRIMES AGAINST PROPERTY	BEHAVIORAL CRIMES	CRIME TOTAL	PERCENT INDEX CRIME TOTAL	PERCENT INDEX CRIMES CLEARED	ARRESTS CRIMES AGAINST PERSONS	ARRESTS CRIMES AGAINST PROPERTY	ARRESTS FOR BEHAVIORAL CRIMES	ARREST TOTAL	
	STAFF	ASSAULTED													
85	34	45	2	DESCHUTES CO SO	39,920	137	1,393	224	1,754	1,174	22.6	52	168	146	366
86	34	46	2		39,270	189	1,507	544	2,240	1,256	21.0	74	202	236	512
85	32	41	7	Bend PD	18,000	324	1,897	697	2,918	1,374	27.2	185	524	644	1,353
86	32	41	6		18,575	330	2,289	904	3,523	1,693	28.0	204	542	728	1,474
85	15	20	6	Redmond PD	6,740	93	749	327	1,169	567	25.7	46	141	199	386
86	15	20	2		6,830	109	794	331	1,234	537	25.3	64	183	278	525
85	4	6		Sisters PD	740	7	22	23	52	20	10.0	1	8	17	26
86	4	5			725	1	27	20	48	18	27.8	3	5	27	35
85	37	44	1	State Police		137	249	226	612	214	44.4	29	55	238	322
86	37	43	5			188	465	229	882	217	37.8	40	76	230	346
85	3	4		O.L.C.C.				7	7					23	23
86	3	4						3	3					7	7
85	125	160	16	DESCHUTES COUNTY	65,400	698	4,310	1,504	6,512	3,349	26.3	313	896	1,267	2,476
86	125	159	15	TOTAL	65,400	817	5,082	2,031	7,930	3,721	25.8	385	1,008	1,506	2,899
% Change						17.0	17.9	35.0	21.8	11.1		23.0	12.5	18.9	17.1

CRIMES AGAINST PERSONS

CRIMES AGAINST PROPERTY

BEHAVIORAL CRIMES

AGENCY	1986	CRIMES AGAINST PERSONS										CRIMES AGAINST PROPERTY										BEHAVIORAL CRIMES									
		MURDER*	NEG. HOMICIDE	FORCIBLE RAPE*	OTHER SEX CRIMES	KIDNAPING	EXTORTION	ROBBERY*	PURSE-SNATCH*	AGGRAVATED ASSAULT*	SIMPLE ASSAULT	BURGLARY*	LARCENY*	MOTOR VEHICLE THEFT*	ARSON*	FORGERY & COUNTERFEIT	FRAUD	EMBEZZLEMENT	STOLEN PROPERTY	VANDALISM	WEAPON LAWS	PROSTITUTION	DRUG LAWS	GAMBLING	FAMILY OFFENSES	D.U.I.I.	LIQUOR LAWS	DISORDERLY CONDUCT	ALL OTHER (Except Traffic)	CURFEW	RUNAWAY JUVENILE
DESCHUTES CO. SO	off arr clr	4 2 2		1 14 24	41 1 1	3	3 2 1	1 6 7	11 49 79	124 49 79	401 48 63	754 93 146	79 44 44	2 1 1	15 1 3	49 3 16		6 5 5	201 12 25	5 3 5		37 24 33		8 106 109	109 24 42	43 8 17	28 50 186	286 12 10	28 21 26		
Bend PD	off arr clr	2 1 1		7 4 2	55 23 29	1 1 1	8 4 5	2 8 1	9 246 163	246 52 211	291 52 86	1302 323 336	69 26 34	3 13 47	65 30 39	83 4 12	14 4 12	6 8 6	456 86 122	23 11 22		97 65 91		13 7 11	226 222 226	121 188 119	105 46 77	307 179 227	12 10 12		
Redmond PD	off arr clr				12 2 4	1	2 1 1	7 7 6	8 79 54	114 26 29	369 85 81	20 13 11	17 7 8	6 1 3	6 1 3	8 3 3		1 1 1	259 51 42	1 1 1		23 32 22		6 1 3	103 102 103	45 60 40	53 32 38	81 41 39	12 5 12	7 4 4	
Sisters PD	off arr clr						1	1	1 1 1	4	11 1 4	3 2 1	2 4	4					3 2 2					1	13 13 13	2 11 2		2 2 2		2 3 2	
State Police	off arr clr	2 2 1	1 2 1	21 4 17	124 7 57	1	1 1	8 6 4	30 18 20	71 31 23	75 22 27	30 1 7	9 2 3	41 3 23	213 6 92			2 4 2	24 7 12	2 2 2		25 28 15		5 2 2	173 170 173	2 16 1	6 2 4	13 8 11	1 1 1	2 3 2	
O.L.C.C.	off arr clr																									3 7 3					
DESCHUTES COUNTY	off arr clr	8 5 4	1 2 1	29 8 19	232 46 114	3 2 2	4 9 7	14 9 7	10 28 1	36 285 372	480 157 201	2511 524 594	201 86 97	31 10 13	129 18 76	357 4 152	14 4 12	15 12 13	943 158 203	31 17 30		182 149 161		33 8 18	624 613 624	216 306 207	192 88 136	689 278 465	25 16 25	39 31 34	
TOTAL		4 2 2		1 14 24	41 1 1	3	3 2 1	1 6 7	11 49 79	124 49 79	401 48 63	754 93 146	79 44 44	2 1 1	15 1 3	49 3 16		6 5 5	201 12 25	5 3 5		37 24 33		8 106 109	109 24 42	43 8 17	28 50 186	286 12 10	28 21 26		

	NUMBER OF POLICE OFFICERS	TOTAL LAW ENF STAFF	NUMBER OF OFFICER ASSAULTED	AGENCY	POPULATION	CRIMES			CRIME TOTAL	PERCENT		ARRESTS CRIMES AGAINST PERSONS	ARRESTS CRIMES AGAINST PROPERTY	ARRESTS FOR BEHAVIORAL CRIMES	ARREST TOTAL
						AGAINST PERSON	AGAINST PROPERTY	BEHAVIORAL CRIMES		INDEX CRIME TOTAL	INDEX CRIMES CLEARED				
85	60	89	16	DOUGLAS CO SO	58,230	457	2,075	1,448	3,980	1,433	26.2	284	395	969	1,648
86	61	92	8		58,670	454	2,227	1,526	4,207	1,523	29.0	276	493	1,123	1,892
85	4	4		Canyonville PD	1,270	5	88	34	127	51	11.8	7	14	34	55
86	4	5	1		1,315	6	72	23	101	43	9.3	10	12	28	50
85	8	13	1	Myrtle Creek PD	3,200	51	286	129	466	130	34.6	36	105	92	233
86	8	13			3,245	62	454	144	660	184	38.6	21	92	131	244
85	2	2	1	Oakland PD	850	6	31	39	76	25	12.0	6	1	43	50
86	2	2	2		865	13	30	42	85	16	25.0	5	2	37	44
85	12	17	1	Reedsport PD	4,875	70	293	272	635	207	24.6	32	70	205	307
86	12	17	2		4,915	72	340	224	636	206	33.0	33	80	132	245
85	30	40	14	Roseburg PD	16,025	348	1,967	754	3,069	1,510	25.4	156	441	509	1,106
86	32	42	4		15,890	354	2,206	752	3,312	1,646	27.9	191	542	488	1,221
85	8	12	1	Sutherlin PD	4,320	70	390	267	727	225	44.4	50	101	212	363
86	7	11			4,375	63	374	185	622	259	41.3	51	98	138	287
85	7	12		Winston PD	3,380	66	353	98	517	215	50.5	31	98	70	199
86	7	11	1		3,425	65	279	107	451	167	42.5	40	72	79	191
85	33	35	10	State Police		233	202	454	889	186	40.3	57	76	394	527
86	29	31	2			182	193	706	1,081	205	34.6	52	72	569	693
85	1	1		D.L.C.C.			1	11	12					1	1
86	2	3						9	9						
85	165	225	44	DOUGLAS COUNTY	92,150	1,306	5,686	3,506	10,498	3,982	28.5	659	1,301	2,529	4,489
86	164	227	20	TOTAL	92,700	1,271	6,175	3,718	11,164	4,249	32.6	679	1,463	2,725	4,867
%	Change					-2.7	8.6	6.0	6.3	6.7		3.0	12.5	7.8	8.4

AGENCY	1986	CRIMES AGAINST PERSONS										CRIMES AGAINST PROPERTY										BEHAVIORAL CRIMES									
		MURDER*	NEG. HOMICIDE	FORCIBLE RAPE*	OTHER SEX CRIMES	KIDNAPING	EXTORTION	ROBBERY*	PURSE-SNATCH*	AGGRAVATED ASSAULT*	SIMPLE ASSAULT	BURGLARY*	LARCENY*	MOTOR VEHICLE THEFT*	ARSON*	FORGERY & COUNTERFEIT	FRAUD	EMBEZZLEMENT	STOLEN PROPERTY	VANDALISM	WEAPON LAWS	PROSTITUTION	DRUG LAWS	GAMBLING	FAMILY OFFENSES	D. U. I. I.	LIQUOR LAWS	DISORDERLY CONDUCT	ALL OTHER (Exclpt Traffic)	CURFEW	RUNAWAY JUVENILE
DOUGLAS CO. SO	off arr clr	1 1 1	11 7 8	66 20 42	3 1 3	3 3 4	10 4 4	1 1 1	75 44 66	284 200 264	487 87 101	855 169 217	80 63 42	3 1 2	100 10 41	241 30 172	4 1 1	1 3 1	456 130 161	26 15 24	1 2 1	309 219 218			16 2 9	288 274 288	259 363 258	45 27 43	416 179 316	23 16 23	143 26 125
Canyonville PD	off arr clr		1 1 1	1 1 1					2 2 2	4 8 8	20 2 3	20 5 3	2 1 1		1 1 1	26 2 2		4 4 4	3 3 3			3 11 3		3 3 3	9 8 9	288 363 258	45 27 43	416 179 316	23 16 23	143 26 125	
Myrtle Creek PD	off arr clr		2 4 2	22 4 4	1 1 1	1 1 1	2 3 2	3 3 2		31 17 27	44 4 13	130 73 51	2 3 1	1 1 1	66 5 37	148 101 101			63 7 20	8 5 6		9 11 7		3 1 1	28 28 28	20 33 19	19 17 15	48 27 30	1 1 1	8 9 8	
Oakland PD	off arr clr			5 5 5				1 1 1		7 5 4	4 2 1	10 2 3	1 1 1			1 1 1			14 5 5			7 7 5			4 4 4	3 3 2		27 22 18		1 1 1	
Reedsport PD	off arr clr		2 1 1	27 4 7				4 2 1	1 1 1	38 26 24	62 11 10	128 40 50	9 5 5		2 5 12	30 5 12		2 1 1	107 18 28	1 11 11		29 11 11		3 1 1	43 43 43	39 42 36	38 4 11	64 27 34		7 4 5	
Roseburg PD	off arr clr	1 1 1	5 2 1	57 14 18	2 3 2		14 15 6	1 1 1	28 15 21	246 141 151	259 41 55	1243 402 354	90 25 19	5 3 2	48 7 13	103 17 33	1 1 1	2 6 6	455 40 69	21 6 18		40 32 32		7 2 3	180 173 180	49 67 47	123 50 59	257 152 166	2 2 2	73 4 55	
Sutherlin PD	off arr clr			10 3 5	1 1 1			1 6 1	11 6 10	40 42 38	74 26 23	166 48 70	7 3 3		3 1 1	52 33 45		4 6 4	68 15 15	5 3 4		13 18 13		3 2 1	65 63 65	12 12 12	13 20 11	53 20 39	7 5 7	14 3 14	
Winston PD	off arr clr	1 1 1	4 2 2	9 3 6	1 1 1		1 2 1	5 4 5	44 29 40	40 7 9	111 41 49	3 5 3	2 1 1	29 4 4	44 2 7			1 1 1	49 12 13	2 3 2		7 3 6			27 27 27	8 9 7	16 14 14	30 9 18	10 6 10	7 11 6	
State Police	off arr clr	1 1 1	27 4 15	89 17 63	2 1 1	1 1 1	3 2 2		29 7 10	30 21 24	35 11 12	81 22 22	24 10 8	5 2 2	8 5 6	12 2 6		2 2 1	26 20 15	25 14 25		255 156 198		11 2 11	346 335 346	14 27 7	13 7 10	38 19 31		4 9 3	
O.L.C.C.	off arr clr																										9 9				
DOUGLAS COUNTY	off arr clr	4 3 3	52 16 29	286 65 145	10 3 4	5 4 4	30 23 14	10 6	150 80 113	724 489 572	1025 189 224	2744 802 829	218 115 82	16 7 8	257 31 102	657 56 378	5 1 1	12 20 8	1241 242 326	88 43 80	1 2 1	672 468 490		46 9 26	990 955 990	413 559 397	268 132 163	937 460 654	43 30 43	260 67 217	

NUMBER OF POLICE OFFICERS	TOTAL NUMBER OF LAW ENF OFFICER STAFF ASSAULTED		AGENCY	POPULATION	CRIMES AGAINST PERSON	CRIMES AGAINST PROPERTY	BEHAVIORAL CRIMES	CRIME TOTAL	PERCENT INDEX		ARRESTS AGAINST PERSONS	ARRESTS AGAINST PROPERTY	ARRESTS FOR BEHAVIORAL CRIMES	ARREST TOTAL
	INDEX CRIME TOTAL	INDEX CRIMES CLEARED												
85	2	2	GILLIAN CO SO	1,450		14	9	23	9	11.1		5	10	15
86	2	2		1,375	1	22	8	31	14	7.1		2	5	7
85	1	1	Arlington PD	450		2	1	3	2				1	1
86	1	1		425		10	1	11	5			1		1
85	6	6	State Police		2	12	36	50	9	66.7		3	51	54
86	5	5		1		5	10	32	47	7	42.9	1	1	35
85			D.L.C.C.				1	1						
86									0					
85	9	9	GILLIAN COUNTY	1,900	2	28	47	77	20	35.0		8	62	70
86	8	8		1	1,800	6	42	41	89	26	15.4	1	4	40
% Change						200.0	50.0	-12.8	15.6	30.0		-50.0	-35.5	-35.7

NUMBER OF POLICE OFFICERS	TOTAL NUMBER OF LAW ENF OFFICER STAFF ASSAULTED		AGENCY	POPULATION	CRIMES AGAINST PERSON	CRIMES AGAINST PROPERTY	BEHAVIORAL CRIMES	CRIME TOTAL	PERCENT INDEX		ARRESTS AGAINST PERSONS	ARRESTS AGAINST PROPERTY	ARRESTS FOR BEHAVIORAL CRIMES	ARREST TOTAL
	INDEX CRIME TOTAL	INDEX CRIMES CLEARED												
85	3	3	GRANT CO SO	4,510	22	69	49	140	58	31.0	12	10	44	66
86	3	3		4,370	31	81	59	171	74	23.0	13	10	42	65
85	4	8	John Day/ Canyon City	2,595	41	80	80	201	63	25.4	10	13	74	97
86	4	11		2	2,795	40	178	95	313	103	44.7	10	38	70
85	2	2	Prairie City PD	1,125	8	11	13	32	10	80.0	7	6	10	23
86	2	2		1	1,185	4	13	10	27	13	30.8	6	5	12
85	4	4	State Police		9	16	107	132	12	33.3	6	6	62	74
86	4	4		1		13	27	52	92	28	32.1	8	4	54
85			D.L.C.C.				5	5						
86									1					
85	13	17	GRANT COUNTY	8,230	80	176	254	510	143	32.2	35	35	190	260
86	13	20		4	8,350	88	299	217	604	218	34.9	37	57	178
% Change						10.0	69.9	-14.6	18.4	52.4	5.7	62.9	-6.3	4.6

CRIMES AGAINST PERSONS

CRIMES AGAINST PROPERTY

BEHAVIORAL CRIMES

AGENCY	1986	CRIMES AGAINST PERSONS							CRIMES AGAINST PROPERTY							BEHAVIORAL CRIMES															
		MURDER*	NEG. HOMICIDE	FORCIBLE RAPE*	OTHER SEX CRIMES	KIDNAPING	EXTORTION	ROBBERY*	PURSE-SNATCH*	AGGRAVATED ASSAULT*	SIMPLE ASSAULT	BURGLARY*	LARCENY*	MOTOR VEHICLE THEFT*	ARSON*	FORGERY & COUNTERFEIT	FRAUD	EMBEZZLEMENT	STOLEN PROPERTY	VANDALISM	WEAPON LAWS	PROSTITUTION	DRUG LAWS	GAMBLING	FAMILY OFFENSES	D. U. I. I.	LIQUOR LAWS	DISORDERLY CONDUCT	ALL OTHER (Except Traffic)	CUREEN	RUNAWAY JUVENILE
GILLIAM CO. SO	off arr clr				1				1		2	12			1	2				5					1						
Arlington PD	off arr clr									1		4				5														1	
State Police	off arr clr				2		1	1	1	1	2	2		1	1					3		1				26				5	
O.L.C.C.	off arr clr																														
GILLIAM COUNTY	off arr clr				3		1	1	1	4	18	2		2	8				8					1	26	3		4		6	
TOTAL	off arr clr				1			1	1	2	2	1		1	2			1				3			26	10			5		
GRANT CO. SO	off arr clr			2	9			12	8	26	25	6	3		1			20	2		5		5	16	5	4	20		2		
John Day/Canyon City	off arr clr				21		1	1	17	32	63	5	1	4	35	1	1	36			7		2	17	24	15	23		7		
Prairie City PD	off arr clr								4	6	6	1									1			1	3	1	1		4		
State Police	off arr clr	1	1		1			5	7	11	6	4	1	1				4	3		1				35	1	4		8		
O.L.C.C.	off arr clr																														
GRANT COUNTY	off arr clr	1	1	2	30		1	18	36	75	100	16	5	5	36	1	1	60	5		14		7	69	33	20	48		21		
TOTAL	off arr clr	1	1	3	5		1	11	18	23	29	8	1	1	8	1	1	21	4		18		3	66	39	19	35		11		

NUMBER OF POLICE OFFICERS	TOTAL NUMBER OF LAW ENF OFFICER STAFF ASSAULTED			AGENCY	POPULATION	CRIMES AGAINST PERSON	CRIMES AGAINST PROPERTY	BEHAVIORAL CRIMES	CRIME TOTAL	PERCENT		ARRESTS CRIMES AGAINST PERSONS	ARRESTS CRIMES AGAINST PROPERTY	ARRESTS FOR BEHAVIORAL CRIMES	ARREST TOTAL
	INDEX CRIME TOTAL	INDEX CRIMES CLEARED													
85	3	4	1	HARNEY CO SO	3,050	10	52	17	79	44	43.2	7	33	18	58
86	2	3			2,955	3	38	12	53	27	7.4	3	24	16	43
85	5	9	4	Burns PD	2,830	29	167	106	302	109	34.9	17	45	100	164
86	5	9	6		2,725	35	128	101	264	110	34.9	25	50	89	164
85	2	3		Hines PD	1,470	4	17	9	30	15	33.3	1	7	25	33
86	2	2	1		1,420	2	29	3	34	25	32.0	2	11	3	16
85	5	5	1	State Police		9	18	24	51	18	38.9	3	7	53	63
86	5	5				3	8	22	33	9	22.2	2	2	31	35
85				O.L.C.C.					0						0
86								3	3						0
85	15	21	6	HARNEY COUNTY	7,350	52	254	156	462	186	37.1	28	94	196	318
86	14	19	7	TOTAL	7,100	43	203	141	387	171	29.4	32	87	139	258
% Change						-17.3	-20.1	-9.6	-16.2	-8.1		14.3	-7.4	-29.1	-18.9

NUMBER OF POLICE OFFICERS	TOTAL NUMBER OF LAW ENF OFFICER STAFF ASSAULTED			AGENCY	POPULATION	CRIMES AGAINST PERSON	CRIMES AGAINST PROPERTY	BEHAVIORAL CRIMES	CRIME TOTAL	PERCENT		ARRESTS CRIMES AGAINST PERSONS	ARRESTS CRIMES AGAINST PROPERTY	ARRESTS FOR BEHAVIORAL CRIMES	ARREST TOTAL
	INDEX CRIME TOTAL	INDEX CRIMES CLEARED													
85	12	15	1	HOOD RIVER CO SO	11,860	76	462	168	706	354	16.4	42	86	137	265
86	11	14	2		11,680	76	419	120	615	328	19.8	38	82	103	223
85	7	9		Hood River PD	4,490	63	325	186	574	251	40.2	35	92	199	326
86	8	10			4,520	42	377	236	655	311	37.0	27	184	246	457
85	8	8	3	State Police		8	48	126	182	39	46.2	8	10	145	163
86	8	8	2			23	46	146	215	43	32.6	11	12	156	179
85				O.L.C.C.										2	2
86								1	1						
85	27	32	4	HOOD RIVER COUNTY	16,350	147	835	480	1,462	644	27.5	85	188	483	756
86	27	32	4	TOTAL	16,200	141	842	503	1,486	682	28.4	76	278	505	859
% Change						-4.1	0.8	4.8	1.6	5.9		-10.6	47.9	4.6	13.6

AGENCY	1986	CRIMES AGAINST PERSONS							CRIMES AGAINST PROPERTY																						
		MURDER*	NEG. HOMICIDE	FORCIBLE RAPE*	OTHER SEX CRIMES	KIDNAPING	EXTORTION	ROBBERY*	PURSE-SNATCH*	AGGRAVATED ASSAULT*	SIMPLE ASSAULT	BURGLARY*	LARCENY*	MOTOR VEHICLE THEFT*	ARSON*	FORGERY & COUNTERFEIT	FRAUD	EMBEZZLEMENT	STOLEN PROPERTY	VANDALISM	WEAPON LAWS	PROSTITUTION	DRUG LAWS	GAMBLING	FAMILY OFFENSES	D. U. I. I.	LIQUOR LAWS	DISORDERLY CONDUCT	ALL OTHER (Except Traffic)	CURFEW	RUNAWAY JUVENILE
HARNEY CO. SO	off arr clr			1					3	5 6	20 4	2 4		2		3			1	9 6 2		1		1	8 8	2	1	1	3		2
Burns PD	off arr clr	1		5 4 3			1	17 8 15	11 13 10	25 1 1	63 27 20	2 1 1	2 2 2	9 6 5					1	26 13 9	3 1 3	1			37 35 37	15 21 13	11 13 11	24 17 18	4 2 4	6	
Hines PD	off arr clr					1		1 1 1	1 1 1	8 5 3	12 6 2	2 6 2	1 1 2	2							4				1	3			2		
State Police	off arr clr	1		1 1 1					1 1 1	3	4 2 2	1										3			18 18 18	8			4 2 4		
O.L.C.C.	off arr clr																									3					
HARNEY COUNTY TOTAL	off arr clr	2		6 6 4		1	1	18 9 16	15 17 13	41 12 4	99 33 26	7 10 2	2 1 2	6 2 9				1	39 19 11	3 1 3		2 4 1		1	64 61 64	18 34 16	11 14 11	31 22 22	4 2 4	8	
HOOD RIVER CO. SO	off arr clr	1	4 1	10 5 5	1 1 1	1	1	12 9 7	46 22 23	92 17 17	199 42 33	16 8 8	2 1 4	8 7 5	18 7 5					84 7 11	1 1 1		7 8 5	1	53 52 53	11 9 8	15 10 11	32 21 17		2	
Hood River PD	off arr clr	1 1 1	1 2 1	8 4 2		2	1	3 20 18	26 20 18	37 4 6	257 163 99	7 3 3	2 1 2	11 4 3	14					49 9 8	1 3 1	2 12 2		2 1 2	171 168 171	12 28 8	2 4 2	44 28 19	2 2 2		
State Police	off arr clr		4 1 2	11 1 7		1		2 3 2	5 7 5	9 7 2	23 10 6	3 2 1	1 1 1	4						5 2 1	2 2 2	1 12 1			128 124 128	11	1 1 1	6 3 5	8 3 8		
O.L.C.C.	off arr clr																									1					
HOOD RIVER COUNTY TOTAL	off arr clr	2 1 1	9 3 3	29 10 14	1 1 1	4	2	17 12 11	77 49 46	138 21 25	479 215 138	26 13 12	5 1 3	20 5 8	36 7 5					138 16 20	4 6 4	10 32 8		3 1 2	352 344 352	24 48 17	18 15 14	82 52 41	10 7 10		

NUMBER OF POLICE OFFICERS	TOTAL LAW ENF STAFF	NUMBER OF OFFICERS ASSAULTED	AGENCY	POPULATION	CRIMES AGAINST PERSON	CRIMES AGAINST PROPERTY	BEHAVIORAL CRIMES	CRIME TOTAL	INDEX CRIME TOTAL	PERCENT INDEX CRIMES CLEARED	ARRESTS CRIMES AGAINST PERSONS	ARRESTS CRIMES AGAINST PROPERTY	ARRESTS FOR BEHAVIORAL CRIMES	ARREST TOTAL	
85	39	58	JACKSON CO SO	59,365	403	1,646	981	3,030	1,292	19.6	176	242	292	710	
86	39	58		58,460	551	1,930	1,246	3,727	1,566	20.4	220	310	456	986	
85	20	27	4	Ashland PD	15,660	148	1,224	1,110	2,482	820	31.1	75	267	636	978
86	20	29	1		15,855	202	1,184	1,015	2,401	842	31.5	93	261	511	865
85	1	1		Butte Falls PD	450 No crimes reported										
86	1	1			470	4	1	5	4	25.0		1		1	
85	11	17		Central Point PD	6,740	80	452	397	929	333	52.6	42	134	198	374
86	11	16			6,945	108	492	422	1,022	333	49.8	74	85	190	349
85	5	6		Eagle Point PD	3,010	37	197	151	385	136	43.4	16	69	41	126
86	5	6			3,050	41	215	127	383	134	37.3	14	39	33	86
85	1	1		Gold Hill PD *	910	2	12	6	20	8	0.0				
86	1	1			920	6	71	12	89	41	24.4	2	19	6	27
85	4	4		Jacksonville PD	1,990	6	81	61	148	40	57.5	2	19	37	58
86	4	4			2,020	5	65	53	123	39	56.4		10	39	49
85	62	86	2	Medford PD	41,975	881	4,847	3,052	8,780	3,546	33.6	518	1,307	2,097	3,922
86	59	86	1		42,460	874	5,362	2,835	9,071	4,030	31.5	534	1,439	2,012	3,985
85	3	3		Phoenix PD	2,510	19	188	70	277	128	35.2	8	35	18	61
86	2	3			2,590	18	171	99	288	134	19.4	7	17	39	63
85	4	4		Rogue River PD	1,440	15	110	110	235	71	54.9	10	24	38	72
86	4	4	3		1,645	18	128	284	430	70	48.6	12	16	58	86
85	2	2		Shady Cove PD	1,190	3	30	15	48	20	50.0	2	4	25	31
86	1	1			1,195	3	8	16	27	9	33.3	4	2	20	26
85	4	4		Talent PD	2,660	30	148	135	313	111	29.7	15	19	35	68
86	2	2			2,790	17	104	52	173	84	47.6	5	7	8	20
85	48	56	6	State Police		196	552	815	1,563	381	32.3	80	114	695	889
86	50	59	7			230	653	974	1,857	334	43.1	90	120	755	965
85	2	2		O.L.C.C.			1	34	35				61	62	
86								34	34						
85	206	271	12	JACKSON COUNTY	137,900	1,820	9,488	6,937	18,245	6,886	32.0	944	2,234	4,173	7,351
86	199	270	12	TOTAL	138,400	2,073	10,387	7,170	19,630	7,620	30.8	1,055	2,326	4,127	7,508
% Change						13.9	9.5	3.4	7.6	10.7		11.8	4.1	-1.1	2.1

AGENCY	1986	CRIMES AGAINST PERSONS										CRIMES AGAINST PROPERTY										CRIMES AGAINST VEHICLES									
		MURDER*	NEG. HOMICIDE	FORCIBLE RAPE*	OTHER SEX CRIMES	KIDNAPING	EXTORTION	ROBBERY*	PURSE-SNATCH*	AGGRAVATED ASSAULT*	SINGLE ASSAULT	BURGLARY*	LARCENY*	MOTOR VEHICLE THEFT*	ARSON*	FORGERY & COUNTERFEIT	FRAUD	EMBEZZLEMENT	STOLEN PROPERTY	VANDALISM	WEAPON LAWS	PROSTITUTION	DRUG LAWS	GAMBLING	FAMILY OFFENSES	D.U.I.	LIQUOR LAWS	DISORDERLY CONDUCT	ALL OTHER (Except Traffic)	CURFEW	RUNAWAY JUVENILE
JACKSON CO. SO	off arr clr	4 1 3	14 7 5	97 23 37	4 1 1		17 7 6		61 9 35	354 173 259	479 76 70	883 140 163	102 28 35	6 4 3	23 3 6	67 8 29		2 11 1	368 40 73	11 3 9		170 66 75	1 3 12	31 205 245	245 36 41	46 15 85	186 15 112	349 85 112	5 3 3	202 43 110	
Ashland PD	off arr clr		4 2	55 8 14	2 2 2		8 2 2	2	37 5 27	94 76 61	170 26 29	564 152 182	51 17 20	6 2 3	37 12 15	98 11 53		2 13 1	256 28 58	8 2 8	3 2 1	79 70 77		25 2 14	230 227 230	121 122 117	225 5 137	240 52 159	51 23 51	33 8 20	
Butte Falls PD	off arr clr										3 1			1				1													1
Central Point PD	off arr clr		1	25 6 10	2 1 1		4 5 3		22 62 20	54 62 50	64 19 34	232 44 105	8 2 4	2	8 3 14	22 3 1	1	2	153 17 92	3 1 2		23 18 21		8 1 6	85 79 85	30 29 23	63 16 57	128 23 104	63 21 59	19 2 17	
Eagle Point PD	off arr clr		2	14 3 8		1		1	5 18 14	18 10 14	26 6 6	95 21 40	5 2 3		6 5 2	5 1 2		3 3 3	75 6 28	2 2 2		4 3 4		2 3 1	3 8 3	8 10 8	43 1 32	51 15 37	5 1 4	9 1 7	
Gold Hill PD	off arr clr					1	1	1	4 2 1	4 2 1	16 1 2	22 7 8	1		1	8 2 6	2 2 1		21 3 3			1 1 1					8 4 4	1 1 1	1 1 1	3 3 1	
Jacksonville PD	off arr clr							3	1 2 1	1 1 1	11 6 2	21 4 11	3 1 3			16 4 9			14 4 12			1 1 1			34 34 34	1 2 1	3 3 3	2 1 2	2 1 2	10 1 9	
Medford PD	off arr clr	1 1 1	21 6 10	152 41 72	5 3 1	3	56 41 29	2	86 23 65	548 422 422	900 125 128	2780 995 961	163 49 60	21 4 14	122 37 75	496 53 312	17 1 13	8 41 7	855 134 205	32 36 30	3	325 264 275		94 10 60	467 452 467	336 421 302	555 120 260	777 633 575	112 58 112	134 18 122	
Phoenix PD	off arr clr			1			1	1	3 1 1	12 6 6	36 12 3	89 4 12	4		6 1	3			33 1 2	1 1 1		2		1	17 17 17	12 16 12	25 2 5	35 3 10	1 1 3	5	
Rogue River PD	off arr clr						1	1	7 5 7	10 7 9	6 7 3	52 10 19	4 3 4		1 2 1	17			48 1 31			27 16 24		1 1 1	18 17 18	5 2 5	53 3 52	174 14 171	6 5 6		
Shady Cove PD	off arr clr			1					1 1 1	1 3 1	4 1 1	3 1 1	1							1 1 1					14 14 14	3		1 2			
Talent PD	off arr clr			4 2 5			1	1	6 3 5	5 3 4	10 5 5	62 5 25	4		1 1 1	2			25 1 19	1 1 1		1 1 1		2 2 2	2 3 2	3 4 2	31 2 22	5 2 2	4 3 3	3	
State Police	off arr clr	1 1 1	13 4 10	96 10 42	1		3		53 23 35	63 53 51	56 12 15	134 41 48	65 17 31	9 2 4	64 7 39	272 14 72		6 3 4	47 24 23	14 14 13		191 64 138		3 1 1	562 552 562	121 77 121	21 16 18	38 20 32		24 11 17	
O.L.C.C.	off arr clr																									34 34 34					
JACKSON COUNTY	off arr clr	6 2 5	55 17 27	445 93 189	14 3 7	4	91 55 41	12	282 68 197	1164 817 878	1781 271 303	4937 1432 1581	411 119 166	45 12 24	269 62 143	1006 100 508	20 3 15	23 72 17	1895 255 546	73 58 66	6	823 504 616	1	167 18 97	1677 1603 1677	717 756 659	1213 182 631	1801 849 1205	243 103 235	449 88 315	

* Historical note: The Jackson County Sheriff Department advises that as the result of budget reductions in affect since 1983 they have been forced to prioritize their actions and are not able to respond to all criminal complaints...Nor are they always able to list them for records and crime reporting purposes.

NUMBER OF POLICE OFFICERS	TOTAL NUMBER OF LAW ENF OFFICERS		AGENCY	POPULATION	CRIMES AGAINST PERSON	CRIMES AGAINST PROPERTY	BEHAVIORAL CRIMES	CRIME TOTAL	INDEX CRIME TOTAL	PERCENT INDEX CRIMES CLEARED	ARRESTS CRIMES AGAINST PERSONS	ARRESTS CRIMES AGAINST PROPERTY	ARRESTS FOR BEHAVIORAL CRIMES	ARREST TOTAL	
	STAFF	ASSAULTED			PERSON	PROPERTY			CRIME	CRIME	CRIMES	PERSONS	PROPERTY	CRIMES	CRIMES
85	9	14		JEFFERSON CO SO	9,325	80	310	290	680	258	0.0	31	22	145	198
86	9	14	1		9,145	68	353	292	713	261	12.6	32	36	136	204
85	1	1		Culver PD	505	17	38	27	82	27	33.3	7	10	23	40
86	1	1			515	5	33	16	54	9	33.3	2	5	16	23
85	5	6	1	Madras PD	2,320	67	546	291	904	218	63.8	44	134	211	389
86	5	6	2		2,340	82	489	354	925	289	53.3	45	175	272	492
85	6	6	2	State Police		49	41	108	198	32	53.1	4	18	94	116
86	6	6	1			9	31	197	237	26	34.6	5	7	152	164
85				O.L.C.C.				2	2						0
86									0						0
85	21	27	3	JEFFERSON COUNTY	12,150	213	935	718	1,866	535	30.8	86	184	473	743
86	21	27	4	TOTAL *	12,000	164	906	859	1,929	585	34.0	84	223	576	883
%						-23.0	-3.1	19.6	3.4	9.3		-2.3	21.2	21.8	18.8

NUMBER OF POLICE OFFICERS	TOTAL NUMBER OF LAW ENF OFFICERS		AGENCY	POPULATION	CRIMES AGAINST PERSON	CRIMES AGAINST PROPERTY	BEHAVIORAL CRIMES	CRIME TOTAL	INDEX CRIME TOTAL	PERCENT INDEX CRIMES CLEARED	ARRESTS CRIMES AGAINST PERSONS	ARRESTS CRIMES AGAINST PROPERTY	ARRESTS FOR BEHAVIORAL CRIMES	ARREST TOTAL	
	STAFF	ASSAULTED			PERSON	PROPERTY			CRIME	CRIME	CRIMES	PERSONS	PROPERTY	CRIMES	CRIMES
85	35	50	6	JOSEPHINE CO SO	46,150	347	2,088	1,956	4,391	1,563	34.0	133	276	507	916
86	36	51			45,160	419	2,276	1,928	4,623	1,603	36.7	163	254	564	981
85	22	30	3	Grants Pass PD	15,350	357	2,585	1,760	4,702	1,969	27.2	108	534	770	1412
86	27	37	9		16,290	469	2,895	1,978	5,342	2,093	25.4	164	481	692	1337
85	23	25	3	State Police		281	114	484	879	92	50.0	44	34	384	462
86	20	22	5			129	88	588	805	73	37.0	42	23	350	415
85				O.L.C.C.				7	7					6	6
86								4	4						0
85	80	105	12	JOSEPHINE COUNTY	61,500	985	4,787	4,207	9,979	3,624	30.7	285	844	1,667	2,796
86	83	110	14	TOTAL	61,450	1,017	5,259	4,498	10,774	3,769	30.5	369	758	1,606	2,733
%						3.2	9.9	6.9	8.0	4.0		29.5	-10.2	-3.7	-2.3

*Jefferson County data does not include the Wara Springs Indian Reservation

AGENCY	1986	CRIMES AGAINST PERSONS									CRIMES AGAINST PROPERTY									BEHAVIORAL CRIMES										
		MURDER*	NEG. HOMICIDE	FORCIBLE RAPE*	OTHER SEX CRIMES	KIDNAPING	EXTORTION	ROBBERY*	PURSE-SNATCH*	AGGRAVATED ASSAULT*	SIMPLE ASSAULT	BURGLARY*	LARCENY*	MOTOR VEHICLE THEFT*	ARSON*	FORGERY & COUNTERFEIT	FRAUD	EMBEZZLEMENT	STOLEN PROPERTY	VANDALISM	WEAPON LAWS	PROSTITUTION	DRUG LAWS	GAMBLING	FAMILY OFFENSES	D. U. I. I.	LIQUOR LAWS	DISORDERLY CONDUCT	ALL OTHER (Except Traffic)	CURFEW
JEFFERSON CO. SO	off			1	14	2		3	2	47	87	151	17	1	2	26		1	68	2		1		4	94	5	28	128		30
	arr			4	4		1	6	20	6	6	25			1	7		3	1	3		10		1	84	12	10	2	14	
	clr			1	1			1	26	5	5	22	3						9	2		1		2	94	3	23	53		
Culver PD	off			2					1	2	3	4	1		2	9	5		9			2		1	8	3		2		
	arr			1					1	1		4							1			1			7	5		3		
	clr			1					2	2		3			1	5			3			1			8	3		1		
Madras PD	off			3	4		1	14	10	50	36	209	15	1	17	144	1		66	8		17		2	140	66	43	50	5	23
	arr			4	2			7	32	23	23	107	3		4	2	1		35	3		16			120	61	28	27	1	16
	clr			2	2			3	44	14	14	117	9		15	100	1		27	7		17		2	140	65	43	42	5	23
State Police	off			1					4	4	1	15	4	2	5				4	1		3			67	99	3	13	7	4
	arr							2	3	3		3							1	1		26			63	42	3	8	7	2
	clr							3	3	3		4	2	2					2	1		1			67	99	3	5	7	4
O.L.C.C.	off																													
	arr																													
	clr																													
JEFFERSON COUNTY	off			3	21	2	1	17	17	103	127	379	37	4	26	179	6	1	147	11		23		7	309	173	74	193	12	57
	arr			5	7		1	15	56	29	29	139	3		4	3	1	6	38	7		53		1	274	120	41	40	8	32
TOTAL	clr			2	4	1		14	75	19	19	146	14		18	109	6		41	10		20		4	309	170	69	101	12	27
JOSEPHINE CO. SO	off	4	6	42	5		10		32	320	601	864	81	5	46	77		2	600	98	1	227		25	128	82	421	798	34	114
	arr	2	4	3			6		11	137	71	116	14		5	7		6	35	7	1	109		5	121	103	11	145	11	51
	clr	2	3	29	1		4		25	299	137	377	39	2	21	65		2	411	97	1	139		23	128	81	406	764	34	102
Grants Pass PD	off	1	4	42	1		22		23	376	363	1583	80	17	57	112	1	6	676	36		59		54	275	136	372	602	173	271
	arr	1	2	6			10		2	143	14	372	23	4	12	3		4	49	12		27		1	256	109	10	95	62	120
	clr	1	2	10			7		9	188	46	441	24	2	19	31		4	96	31		51		25	275	113	148	356	173	247
State Police	off	1	7	85	4		5	8	19	12	12	22	13	5	1	24		2	9	10		180		2	274	102	2	15	3	
	arr	1	4	10	2		4	5	16	4	4	6	5					4	4	9		59			263	12	1	3	3	
	clr		5	56	4		1	6	14	2	7	6	6	1	1			2	4	10		132		2	274	102	2	8	2	
O.L.C.C.	off																													
	arr																													
	clr																													
JOSEPHINE COUNTY	off	6	17	169	10		37		63	715	976	2469	174	27	104	213	1	10	1285	144	1	466		81	677	324	795	1415	207	388
	arr	4	10	19	2		20		18	296	89	494	42	4	17	10		14	88	28	1	195		6	640	224	22	243	73	174
TOTAL	clr	3	10	95	5		12		40	501	185	825	69	4	41	97		8	511	138	1	322		50	677	300	556	1128	207	351

NUMBER OF POLICE OFFICERS	TOTAL LAW ENF STAFF	NUMBER OF OFFICER ASSAULTED	AGENCY	POPULATION	CRIMES			CRIME TOTAL	PERCENT		FOR CRIMES AGAINST PERSONS	FOR CRIMES AGAINST PROPERTY	ARRESTS FOR BEHAVIORAL CRIMES	ARREST TOTAL	
					AGAINST PERSON	AGAINST PROPERTY	BEHAVIORAL CRIMES		INDEX CRIME TOTAL	INDEX CRIMES CLEARED					
85	18	23	5	KLAMATH CO SO	38,735	129	591	285	1,005	505	13.9	89	101	127	317
86	21	27	16		38,225	187	877	483	1,547	732	15.0	86	91	257	434
85	29	37	16	Klamath Falls PD	17,350	614	2,712	1,897	5,223	1,829	28.6	178	549	937	1,664
86	29	37	8		17,030	543	2,667	1,540	4,750	1,982	28.3	221	549	666	1,436
85	1	1		Malin PD	620	1	5	2	8	2	0.0	1	3	4	8
86	1	1			615		3		3	3	0.0		2		2
85	2	2	2	Merrill PD	845	4	17	16	37	14	14.3	7	2	11	20
86	2	2	1		830	17	84	89	190	55		18	31	51	100
85	39	44	12	State Police		393	1,022	919	2,334	782	39.4	163	261	756	1,180
86	39	45	14			388	1,109	981	2,478	951	41.8	194	286	759	1,239
85	1	1		O.L.C.C.				20	20					22	22
86				TOTAL				5	5					7	7
85	90	108	35	KLAMATH COUNTY	57,550	1,141	4,347	3,139	8,627	3,132	28.8	438	916	1,857	3,211
86	92	112		TOTAL	56,700	1,135	4,740	3,098	8,973	3,723	29.1	519	959	1,740	3,218
%						-0.5	9.0	-1.3	4.0	18.9		18.5	4.7	-6.3	0.2

NUMBER OF POLICE OFFICERS	TOTAL LAW ENF STAFF	NUMBER OF OFFICER ASSAULTED	AGENCY	POPULATION	CRIMES			CRIME TOTAL	PERCENT		FOR CRIMES AGAINST PERSONS	FOR CRIMES AGAINST PROPERTY	ARRESTS FOR BEHAVIORAL CRIMES	ARREST TOTAL	
					AGAINST PERSON	AGAINST PROPERTY	BEHAVIORAL CRIMES		INDEX CRIME TOTAL	INDEX CRIMES CLEARED					
85	5	6		LAKE CO SO	4,695	12	50	35	97	50	28.0	8	20	36	64
86	5	6			4,515	10	58	35	103	49	16.3	7	11	62	80
85	5	5		Lakeview PD	2,755				0						0
86	5	5	1		2,785	17	57	41	115	52	40.4	15	18	38	71
85	3	3	3	State Police		11	30	71	112	30	30.0	8	12	63	83
86	3	3	1			7	32	37	76	29	51.7	4	12	35	51
85				O.L.C.C.				1	1						0
86								1	1					2	2
85	13	14	3	LAKE COUNTY	7,450	23	80	107	210	80	28.8	16	32	99	147
86	13	14	2	TOTAL	7,300	34	147	114	295	130	33.8	26	41	137	204
%						47.8	83.8	6.5	40.5	62.5		62.5	28.1	38.4	38.8

AGENCY	1986	CRIMES AGAINST PERSONS									CRIMES AGAINST PROPERTY										BEHAVIORAL CRIMES										
		MURDER*	NEG. HOMICIDE	FORCIBLE RAPE*	OTHER SEX CRIMES	KIDNAPING	EXTORTION	ROBBERY*	PURSE-SNATCH*	AGGRAVATED ASSAULT*	SINGLE ASSAULT	BURGLARY*	LARCENY*	MOTOR VEHICLE THEFT*	ARSON*	FORGERY & COUNTERFEIT	FRAUD	EMBEZZLEMENT	STOLEN PROPERTY	VANDALISM	WEAPON LAWS	PROSTITUTION	DRUG LAWS	GAMBLING	FAMILY OFFENSES	D.U.I.I.	LIQUOR LAWS	DISORDERLY CONDUCT	ALL OTHER (Except Traffic)	CURFEW	RUNAWAY JUVENILE
KLAMATH CO. SO	off	3		3	11	1		8	36	125	260	380	38	4	10	23	2	1	159	3		119		8	53	34	50	102		114	
	arr	1		2			6	14	63	31	35	7						4	14	1		27		1	52	48	27	81	20		
	clr	3		2	1		4	24	74	25	41	12			1			1	14	1		101		2	53	27	29	76	41		
Klamath Falls PD	off	1		9	32	6	30	76	385	512	1255	84	11	36	142			4	627	33	2	21		41	166	183	329	668	25	72	
	arr			1	5	1	14	23	177	66	408	14	4	6	17				30	16		13		7	163	230	49	144	16	28	
	clr	1		2	9	3	12	34	215	86	392	31	3	7	67				14	1		17		12	166	192	133	443	25	59	
Malin PD	off									1		1																			
	arr									2																					
	clr																														
Merrill PD	off			1	2			6	8	18	28	2		2	9			1	24	2		2		3	5	12	12	48	2	3	
	arr				2			4	12	7	5	1		1	6			3	8	2		2		3	5	19	2	14	2	2	
	clr			1	2			6	8	6	9	1		1	8			1	12	2		2		3	5	12	11	48	2	3	
State Police	off	4		20	93	8	20	62	180	351	415	65	13	105	76			15	69	26		70		4	491	79	48	159	1	103	
	arr	4		4	9	1	3	33	140	70	130	23	3	19	12			10	19	10		91		1	478	48	49	49		33	
	clr	3		12	49	4	11	51	147	99	185	27	2	57	36			11	36	24		62		2	491	78	36	144	1	69	
O.L.C.C.	off																														
	arr																														
	clr																														
KLAMATH COUNTY	off	8		33	138	15	58	5	180	698	1142	2079	190	28	153	250	2	17	879	64	2	212		56	715	313	439	977	28	292	
	arr	5		7	16	2	23	74	392	176	578	45	7	26	35			21	71	29		133		12	698	352	127	288	18	83	
TOTAL	clr	7		16	62	8	27	1	115	444	216	627	71	5	65	112		13	98	54	1	182		19	715	314	209	711	28	172	
LAKE CO. SO	off								10	14	29	6			1				8			4		1	6	20		4			
	arr								7	5	5								1			7		1	6	42		6			
	clr								9	3	4	1							1			3		1	6	18		4			
Lakeview PD	off			2	3				10	17	22	9							9					1	16	11	6	7			
	arr			2					8	3	9	3							3					1	16	10	5	6			
	clr			2	1				7	5	8	4							4					1	16	11	6	6			
State Police	off	1			1		1	2	2	8	12	3	2						7	2		1			27	1	1	5			
	arr							2	2	1	7	1	1						2	2		2			27	2	1	2			
	clr						1	2	1	2	7	2	1						5	2					27	1	1	3			
O.L.C.C.	off																														
	arr																														
	clr																														
LAKE COUNTY	off	1		2	4		1	4	22	39	63	18	2		1				24	2		5		2	49	33	7	16			
	arr			2				7	17	9	21	4	1						6	2		8		2	49	55	6	14			
TOTAL	clr			2	1		1	4	17	10	19	7	1						10	2		3		2	49	31	7	13			

NUMBER OF POLICE OFFICERS	TOTAL NUMBER OF LAW ENF OFFICER STAFF ASSAULTED		AGENCY	POPULATION	CRIMES AGAINST PERSON	CRIMES AGAINST PROPERTY	BEHAVIORAL CRIMES	CRIME TOTAL	INDEX CRIME TOTAL	PERCENT INDEX CRIMES CLEARED	FOR CRIMES AGAINST PERSONS	FOR CRIMES AGAINST PROPERTY	ARRESTS FOR BEHAVIORAL CRIMES	ARREST TOTAL	
85	45	68	5	LANE CO SO	99,465	260	1,778	823	2,861	1,446	10.8	95	157	323	575
86	54	79	2		95,610	154	1,091	624	1,869	883	8.5	53	96	324	473
85	2	2	3	Coburg PD	650	6	50	52	108	40	40.0	2	17	37	56
86					630				0						0
85	14	22	1	Cottage Grove PD	7,090	70	611	183	864	460	12.4	36	105	198	339
86	13	21	5		6,920	104	712	371	1,187	540	23.1	45	148	267	460
85				Creswell PD *	1,895	51	288	93	432	233	11.2	12	18	29	59
86					1,850	57	352	93	502	273	12.5	22	36	25	83
85	132	218	45	Eugene PD	106,100	1,554	10,454	3,409	15,417	8,753	20.4	577	1,812	3,170	5,559
86	141	231	17		106,480	1,437	10,739	2,789	14,965	8,743	21.2	595	2,022	2,458	5,075
85	8	13	1	Florence PD	4,645	76	412	593	1,081	308	26.3	26	76	123	225
86	8	14			4,955	94	447	589	1,130	283	17.0	25	55	108	188
85	6	10	1	Junction City PD	3,050	63	361	199	623	277	17.0	45	57	120	222
86	5	8	2		3,045	58	491	174	723	372	12.9	37	82	115	234
85	5	10		Oakridge PD	3,580	17	225	41	283	137	19.7	5	32	22	59
86	5	11	1		3,460	26	202	52	280	151	29.8	16	43	35	94
85	47	69	6	Springfield PD	40,690	876	4,185	1,524	6,585	3,613	18.9	378	709	1,076	2,163
86	52	74	7		40,550	806	4,312	975	6,093	3,747	22.2	453	874	1,198	2,525
85			1	Veneta PD *	2,335	76	357	124	557	306	18.3	21	57	43	121
86					2,290	46	332	92	470	279	22.2	16	63	28	107
85	75	90	12	State Police		521	1,932	1,130	3,583	1,524	38.1	204	409	912	1,525
86	71	85	18			451	1,742	1,299	3,492	1,384	32.2	222	407	1,100	1,729
85	3	4		O.L.C.C.			1	36	37					12	12
86	3	4						19	19					5	5
85	337	506	75	LANE COUNTY	269,500	3,570	20,654	8,207	32,431	17,097	20.5	1,401	3,449	6,065	10,915
86	352	527	52	TOTAL	261,650	3,233	20,420	7,077	30,730	16,655	21.4	1,484	3,826	5,663	10,973
Z						-9.4	-1.1	-13.8	-5.2	-2.6		5.9	10.9	-6.6	0.5

* Creswell PD and Veneta PD are reported by Lane County Sheriffs Department

AGENCY	1986	CRIMES AGAINST PERSONS										CRIMES AGAINST PROPERTY								BEHAVIORAL CRIMES													
		MURDER*	NEG. HOMICIDE	FORCIBLE RAPE*	OTHER SEX CRIMES	KIDNAPING	EXTORTION	ROBBERY*	PURSE-SNATCH*	AGGRAVATED ASSAULT*	SIMPLE ASSAULT	BURGLARY*	LARCENY*	MOTOR VEHICLE THEFT*	ARSON*	FORGERY & COUNTERFEIT	FRAUD	EMBEZZLEMENT	STOLEN PROPERTY	VANDALISM	WEAPON LAWS	PROSTITUTION	DRUG LAWS	GAMBLING	FAMILY OFFENSES	D.U.I. I.	LIQUOR LAWS	DISORDERLY CONDUCT	ALL OTHER (Excp Traffic)	CURFEW	RUNAWAY JUVENILE		
LANE CO. SO	off arr clr	1 1 1		3 11 14	47 11 14	1 1 1		8 1 1	2 1 1	92 40 56	271 19 17	558 44 45	36 11 9	4 5 2	21 1 2	19 1 2			1 15 20	182 15 20	6 1 4		52 18 20			8 1 1	249 244 249	3 6 3	12 1 2	159 39 57		135 14 99	
Coburg PD	off arr clr																																
Cottage Grove PD	off arr clr			2 1 1	15 4 4			5 3 2	1 21 23	35 16 29	104 16 14	371 94 80	22 9 5		29 3 10	9 1 2			1 1 2	176 25 26	11 6 9		32 28 28			2 3 68	68 56 68	49 24 41	121 63 72	30 19 30	12 6 5		
Creswell PD	off arr clr			1 1 3	14 2 3	1 1 1		1 1 2	3 1 2	38 18 18	78 13 13	169 15 16	18 1 3	4 2 3	9 2 3	9 2 2				65 5 9	1 1 1		2 2 2			5 12 12	3 3 2	2 2 10	49 10 12		21 1 16		
Eugene PD	off arr clr	8 4 6	1	29 8 14	246 42 74	15 3 9	2 1 1	143 45 42	4 62 93	837 429 495	2194 238 265	5747 1432 1342	429 69 85	36 3 2	463 52 94	398 65 130	3 17 17	20 146 176	1449 17 176	88 67 82	1 1 1	390 344 351			27 5 5	223 200 223	382 533 381	251 197 214	1132 1022 774		295 89 218		
Florence PD	off arr clr	2 4 2		2 1 1	18 1 1			2 1 1	7 2 3	6 22 34	66 5 6	193 25 34	5 6 3		9 2 5	68 4 16				106 12 19	2 2 2		17 10 9			11 1 2	52 48 52	16 13 12	182 5 43	305 28 70		4 1 1	
Junction City PD	off arr clr				7			2	6	2 2 1	41 35 32	116 42 30	19 3 5	3 1 1	15 3 3	22 5 7				92 11 12			10 14 7			4 1 1	22 9 22	2 5 2	5 58 52		16 6 8		
Oakridge PD	off arr clr			1 1 1	1 1 1			1 1 1	2 1 2	4 1 11	17 14 16	50 20 21	88 3 2	1 3 2	3 3 2	6 6 6				50 6 7		1				2 1 2	22 2 22	6 2 4	15 5 5		6 5 6		
Springfield PD	off arr clr	3 6 3		19 8 14	129 43 76	10 3 7	1	49 22 22	4 38 50	513 333 388	1147 139 151	2266 548 536	162 40 53	19 2 2	140 37 80	74 10 29			4 3 2	500 95 108	22 48 21		72 156 79			30 4 16	178 163 178	47 247 45	71 90 60	416 410 235		139 80 108	
Veneta PD	off arr clr			1 1 2	10 1 2	1 1 1		1 1 1	1 2 2	32 15 16	109 15 12	151 40 47	16 2 3		2 2 5	5 5 1				49 5 5	1 1 1		2 1 1			1 14 15	1 1 1	4 1 2	47 9 15		21 2 16		
State Police	off arr clr	2 5 1	1	15 3 5	142 18 98	7 2 5	3	25 6 8	63 32 48	194 155 145	628 115 151	467 131 176	159 26 10	25 9 119	209 25 119	53 8 23			28 26 26	173 67 99	43 29 37		355 257 219			13 558 565	17 75 16	28 20 23	181 87 142	70 65 70	27 9 23		
O.L.C.C.	off arr clr																																
LANE COUNTY	off arr clr	16 16 13	2	72 22 36	629 123 273	35 8 22	6	237 77 76	24 159 223	347 1076 1224	4763 592 654	10234 2391 2327	870 167 214	92 18 17	900 129 316	663 94 211	3		53 48 49	2842 387 481	174 154 157	2	930 829 714			103 13 30	1406 1348 1371	536 945 385	610 345 385	2540 1731 1434	100 84 100	676 213 499	

* Indicates Index Crime

NUMBER OF POLICE OFFICERS	TOTAL NUMBER OF LAW ENF OFFICER STAFF ASSAULTED		AGENCY	POPULATION	CRIMES AGAINST PERSON	CRIMES AGAINST PROPERTY	BEHAVIORAL CRIMES	CRIME TOTAL	PERCENT INDEX CRIME TOTAL	INDEX CRIMES CLEARED	FOR CRIMES AGAINST PERSONS	FOR CRIMES AGAINST PROPERTY	ARRESTS FOR BEHAVIORAL CRIMES	ARREST TOTAL	
	NUMBER OF POLICE OFFICERS	NUMBER OF LAW ENF OFFICER STAFF ASSAULTED													
85	20	25	7	LINCOLN CO SO	17,955	107	473	212	792	403	14.9	45	117	218	380
86	19	22	1		17,775	72	370	124	566	301	10.3	46	56	132	234
85	16	21		Lincoln City PD	6,060	66	458	273	797	284	22.9	38	73	112	223
86	16	21			6,035	96	712	354	1,162	396	32.3	49	117	161	327
85	16	19	26	Newport PD	8,350	264	908	445	1,617	689	42.2	175	295	326	796
86	17	20	38		8,305	283	1,238	714	2,235	718	38.0	142	313	450	905
85	6	11	2	Toledo PD	3,275	48	156	67	271	107	29.9	30	35	50	115
86	6	11			3,215	28	191	110	329	126	24.6	20	44	60	124
85	3	3		Waldport PD	1,590	20	86	61	167	61	27.9	12	13	36	61
86	3	3			1,570	7	121	54	182	82	11.0	10	16	38	64
85	24	26	1	State Police		61	246	572	879	223	26.9	28	55	474	557
86	24	26				88	319	454	861	265	27.5	45	73	381	499
85	1	1		D.L.C.C.										1	1
86								5	5						0
85	86	106	36	LINCOLN COUNTY	37,230	566	2,327	1,630	4,523	1,767	29.7	328	588	1,217	2,133
86	85	103	39	TOTAL	36,900	574	2,951	1,815	5,340	1,888	28.9	312	619	1,222	2,153
%						1.4	26.8	11.3	18.1	6.8		-4.9	5.3	0.4	0.9

NUMBER OF POLICE OFFICERS	TOTAL NUMBER OF LAW ENF OFFICER STAFF ASSAULTED		AGENCY	POPULATION	CRIMES AGAINST PERSON	CRIMES AGAINST PROPERTY	BEHAVIORAL CRIMES	CRIME TOTAL	PERCENT INDEX CRIME TOTAL	INDEX CRIMES CLEARED	FOR CRIMES AGAINST PERSONS	FOR CRIMES AGAINST PROPERTY	ARRESTS FOR BEHAVIORAL CRIMES	ARREST TOTAL	
	NUMBER OF POLICE OFFICERS	NUMBER OF LAW ENF OFFICER STAFF ASSAULTED													
85	45	62	6	LINN CO SO	44,030	343	1,783	1,005	3,131	1,362	22.0	166	279	386	831
86	50	51	2		41,170	410	2,241	1,801	4,452	1,725	22.1	186	336	514	1,036
85	31	42	10	Albany PD	27,900	488	2,495	1,091	4,074	2,025	37.1	271	822	683	1,776
86	33	44	13		27,950	577	2,615	1,258	4,450	2,124	36.8	322	935	861	2,118
85	20	26		Lebanon PD	10,270	152	1,135	617	1,904	862	24.1	76	262	264	602
86	16	21			10,180	142	1,209	612	1,963	872	24.4	59	275	270	604
85	7	11	3	Sweet Home PD	6,800	160	713	277	1,150	519	30.8	66	185	155	406
86	10	14	10		6,750	262	1,240	501	2,003	858	24.8	89	130	193	412
85	27	30	3	State Police		75	162	471	708	171	29.8	24	54	405	483
86	24	27	4			192	140	532	864	192	42.7	25	35	476	536
85				D.L.C.C.				13	13						0
86								11	11					1	1
85	130	171	22	LINN COUNTY	89,000	1,218	6,288	3,474	10,980	4,939	29.8	603	1,602	1,893	4,098
86	133	157	29	TOTAL	86,050	1,583	7,445	4,715	13,743	5,771	29.0	681	1,711	2,315	4,707
%						30.0	18.4	35.7	25.2	16.8		12.9	6.8	22.3	14.9

AGENCY	1986	CRIMES AGAINST PERSONS									CRIMES AGAINST PROPERTY									BEHAVIORAL CRIMES											
		MURDER*	NEG. HOMICIDE	FORCIBLE RAPE*	OTHER SEX CRIMES	KIDNAPING	EXTORTION	ROBBERY*	PURSE-SNATCH*	AGGRAVATED ASSAULT*	SIMPLE ASSAULT	BURGLARY*	LARCENY*	MOTOR VEHICLE THEFT*	ARSON*	FORGERY & COUNTERFEIT	FRAUD	EMBEZZLEMENT	STOLEN PROPERTY	VANDALISM	WEAPON LAWS	PROSTITUTION	DRUG LAWS	GAMBLING	FAMILY OFFENSES	D. U. I. I.	LIQUOR LAWS	DISORDERLY CONDUCT	ALL OTHER (Except Traffic)	CURFEW	RUNAWAY JUVENILE
LINCOLN CO. SO	off arr clr			6 3 2	10 5 3			3		7 5 5	46 31 23	102 16 8	173 20 14	7 4 1	3 2 1	5 1 2	16 2		64 11 6	2 1 1		14 6 2		3 2 1	48 44 48	1 4 4	6 5 3	24 63 9		26 7 11	
Lincoln City PD	off arr clr			1	8 1	1		7 3 3		4 3 2	76 41 61	87 12 18	273 67 97	22 12 8	3 1 2	14 1 106	126 1 1		187 24 53	8 1 6		17 11 15		10 1 9	118 111 118	67 16 64	51 8 38	51 11 44		32 2 19	
Newport PD	off arr clr			1	18 2	7		8 5 3	1	61 35 50	187 100 163	149 67 47	456 158 154	35 14 16	7 5 3	231 17 215	205 15 93	3 2 1	6 2 3	146 34 50	5 5 5		127 15 124		11 5 8	228 219 228	63 58 63	52 31 43	147 89 133	15 11 15	66 22 63
Toledo PD	off arr clr				3 1 2			1 2 1	1	2 2 1	21 15 18	45 8 6	67 21 17	9 5 6	1 2 3	5 2 1	13 1 1		51 7 12	2 2 2		5 3 5		1 3 2	30 29 30	6 3 6	11 4 6	36 9 15	2 2 2	17 8 12	
Waldport PD	off arr clr									1 9 3	7 9 3	21 6 6	55 5 6	3 1 2	3 2 2	5 1 1	7 7 6		27 1 6	1 1 1			1		8 2 2	15 15 15	3 3 3	7 4 2	9 5 1	1 1 1	10 7 9
State Police	off arr clr			3 1 2	37 1 18	2 1 2				18 9 14	28 34 25	97 27 27	131 17 24	10 5 3	6 3 3	9 3 5	37 2 31		27 11 9	7 4 6		105 32 91		3 3 2	288 279 288	10 53 10	2 3 2	19 8 13		20 2 12	
O.L.C.C.	off arr clr																									5 1 5					
LINCOLN COUNTY	off arr clr			10 5 4	76 8 36	10 4 9		19 10 8	2	92 55 72	365 230 293	501 136 106	1155 288 312	86 41 35	23 12 8	269 25 225	404 21 231	3 1 1	8 7 5	502 88 136	25 8 19		268 68 237		36 10 22	727 697 727	155 138 151	129 55 94	286 185 214	18 14 18	171 48 126
LINN CO. SO	off arr clr		1 2	5 2 4	76 13 39	7 1 1		12 9 3		22 10 10	287 149 234	733 112 118	827 110 191	115 31 54	11 3 2	42 8 16	48 3 16	5 10 2	6 3 3	454 59 137	57 4 54	1	272 88 194	27 16 10	19 2 15	99 96 99	84 20 79	202 110 159	871 110 771	7 3 7	162 91 145
Albany PD	off arr clr	2 1 2		9 4 5	77 21 35	9 2 4		29 13 11	1	20 7 10	430 274 341	597 124 108	1290 607 585	149 51 53	27 10 8	168 29 83	129 21 61	1	254 93 130	46 28 45	1	94 52 70		22 6 10	102 95 102	157 144 153	123 58 81	404 314 350	145 99 145	164 65 156	
Lebanon PD	off arr clr			1	32 8 16	1 1 1		3 1 1		23 2 17	82 48 58	129 41 29	680 148 151	30 17 12	6 2 3	31 11 11	31 3 9		300 44 41	3 2 2		38 23 27		23 1 6	102 101 102	61 64 39	182 11 21	100 26 31	64 36 61	39 8 29	
Sweet Home PD	off arr clr			3 1 1	29 2 8	7 3 4		7 1 1	2	36 14 23	178 68 121	249 33 52	517 59 122	35 8 14	9 1 1	64 4 15	82 6 25	2	282 19 42	7 1 7		43 15 23		14 2 2	27 23 27	68 67 56	113 16 46	164 37 71	5 3 5	60 29 55	
State Police	off arr clr			47 1 23	105 1 51	1 1 1		5 3 3		16 10 10	18 12 13	28 4 1	81 24 41	11 2 3	4 1 1	4 1 2	4 2 1		9 4 5	12 9 10		151 122 130			287 282 287	60 51 60	5 1 4	17 10 11			
O.L.C.C.	off arr clr																									11 1 11					
LINN COUNTY	off arr clr	2 1 2	1 2	65 8 33	319 45 149	25 8 11		53 23 18	3	117 43 70	995 551 767	1736 314 308	3395 948 1090	340 109 136	57 16 15	309 53 127	292 33 112	6 2 2	11 19 6	1299 219 355	125 42 118	2	598 300 444	27 16 10	78 11 33	617 597 617	441 411 398	625 106 311	1556 497 1234	221 141 218	425 194 385

NUMBER OF POLICE OFFICERS	TOTAL NUMBER OF LAW ENFORCEMENT STAFF		AGENCY	POPULATION	CRIMES AGAINST PERSON	CRIMES AGAINST PROPERTY	BEHAVIORAL CRIMES	CRIME TOTAL	INDEX CRIME TOTAL	PERCENT INDEX CRIMES CLEARED	FOR CRIMES AGAINST PERSONS	FOR CRIMES AGAINST PROPERTY	ARRESTS FOR BEHAVIORAL CRIMES	ARREST TOTAL
	ENF	OFFICER												
85	8	9		13,930	35	203	81	319	173	1.2	8	18	59	85
86	10	11		12,180	43	356	200	599	267	12.4	10	21	127	158
85	6	10		2,890	11	36	15	62	33	33.3	10	14	10	34
86	6	10		2,725	2	17	2	21	16	50.0	3	8	2	13
85	16	24	1	9,510	203	1,097	502	1,802	852	26.4	67	262	406	735
86	16	22	1	9,720	182	1,186	532	1,900	954	27.8	53	298	541	892
85	4	4		1,670	15	96	73	184	73	30.1	12	7	35	54
86	4	4		1,575	14	94	70	178	64	35.9	4	31	35	70
85	23	25	1		16	74	111	201	67	23.9	9	18	114	141
86	20	21	2		11	85	114	210	66	30.3	10	24	105	139
85	1	1					6	6					5	5
86	1	1					8	8					1	1
85	58	73	2	28,000	280	1,506	788	2,574	1,198	23.0	106	319	629	1,054
86	57	69	3	26,200	252	1,738	926	2,916	1,367	25.5	80	382	811	1,273
Σ					-10.0	15.4	17.5	13.3	14.1		-24.5	19.7	28.9	20.8

NUMBER OF POLICE OFFICERS	TOTAL NUMBER OF LAW ENFORCEMENT STAFF		AGENCY	POPULATION	CRIMES AGAINST PERSON	CRIMES AGAINST PROPERTY	BEHAVIORAL CRIMES	CRIME TOTAL	INDEX CRIME TOTAL	PERCENT INDEX CRIMES CLEARED	FOR CRIMES AGAINST PERSONS	FOR CRIMES AGAINST PROPERTY	ARRESTS FOR BEHAVIORAL CRIMES	ARREST TOTAL
	ENF	OFFICER												
85	7	12	1	4,135	20	106	61	187	78	7.7	13	4	46	63
86	7	13		3,900	31	124	50	205	100	17.0	20	23	35	78
85	4	4	1	1,275	14	80	18	112	44	22.7	12	7	11	30
86	4	4		1,560	10	148	51	209	75	60.0	9	21	44	74
85	4	4	2	1,385	10	30	26	66	21	28.6	11	17	25	53
86	3	3	1	1,490	16	62	37	115	38	23.7	12	7	40	59
85	2	2		775	7	58	43	108	44	34.1	6	13	35	54
86	2	2		850	7	51	15	73	30	43.3	5	29	13	47
85	2	2	1		10	22	18	50	25	20.0	4	5	19	28
86	2	2			4	133	24	161	126	84.9	3	7	37	47
85								0						0
86	1	1					2	2						0
85	19	24	5	7,570	61	296	85	523	212	19.8	46	85	136	228
86	19	25	1	7,800	68	518	86	765	369	51.8	49	86	169	305
Σ					11.5	75.0	1.2	46.3	74.1		6.5	1.2	24.3	33.8

AGENCY	1986	CRIMES AGAINST PERSONS									CRIMES AGAINST PROPERTY									BEHAVIORAL CRIMES										
		MURDER*	NEG. HOMICIDE	FORCIBLE RAPE*	OTHER SEX CRIMES	KIDNAPING	EXTORTION	ROBBERY*	PURSE-SNATCH*	AGGRAVATED ASSAULT*	SIMPLE ASSAULT	BURGLARY*	LARCENY*	MOTOR VEHICLE THEFT*	ARSON*	FORGERY & COUNTERFEIT	FRAUD	EMBEZZLEMENT	STOLEN PROPERTY	VANDALISM	WEAPON LAWS	PROSTITUTION	DRUG LAWS	GAMBLING	FAMILY OFFENSES	D.U.I. I.	LIQUOR-LAWS	DISORDERLY CONDUCT	ALL OTHER (Excp't Traffic)	CURFEW
MALHEUR CO. SO	off			15			2	1	15	10	79	156	13	1	7	9		1	90			8		5	19	22	26	100	12	8
	arr	1		2					4	1	3	6	8					3	1		13			19	55	7	26	6	1	
	clr			5			2		3	4	7	16	7			1		1	9		1		1	19	15	13	45	12	6	
Nyssa PD	off								2		2	12			1				2						1				1	
	arr			2						1	5	2							1						1	1				
	clr								1		2	5							1						1					
Ontario PD	off	1		6	41	2		5	24	101	169	716	31		19	50	1	2	198					12	102	20	136	108	92	56
	arr			4	7	1		1	8	32	25	224	19		4	5			21				2	98	163	79	75	70	32	
	clr	1		2	12	2		1	12	37	24	216	9		10	10		1	25				5	102	19	51	54	92	49	
Vale PD	off			1	2			1	1	9	11	48	1	1		3			30					4	14	7	27	16	2	
	arr								1	3	9	15	3						7					1	14	6	11	3		
	clr								1	5	2	19	1			1			9					1	14	7	25	6	1	
State Police	off			1					3	7	26	25	11		15				8					88		2	12	8		
	arr								3	7	2	13	1						8					86	4		4	2		
	clr								3	7	2	12	3		7				5					88			10	4		
O.L.C.C.	off																									8				
	arr																									1				
	clr																									8				
MALHEUR COUNTY	off	1		8	58	2		7	45	127	287	957	56	2	42	62	1	3	328					21	224	57	191	236	104	75
	arr		1	4	11	1		3	16	44	44	260	28		4	5		3	38				3	218	230	97	108	76	35	
TOTAL	clr	1		2	17	2		1	20	53	37	268	20		17	12		2	48				7	224	49	89	115	104	60	
MORROW CO. SO	off			4					2	25	40	53	4	1		3			23						24	5	1	15	1	1
	arr			1					2	17	13	5	1	2					2						22	5	7	1		
	clr			1					2	18	7	5	2	1					2						24	5	9	1		
Boardman PD	off			2					1	7	25	44	3	2	18	36	1		19						17	15	2	15		
	arr			1					2	6	5	8	1	2	1	2			2						17	22	4			
	clr			2					1	7	13	27	2	2	17	28	1		9						17	15	2	10		
Heppner PD	off			5					3	8	13	22				6			21	1				5	9	9	6	6		
	arr			2					2	8	2	2							3					1	1	7	9	6	3	
	clr			4					2	6	3	4							2					1	1	9	9	6	6	
Irrigon PD	off			1					3	3	4	22	1		11	5			8					1	1	5		6	1	
	arr								3	2		15			3	1			10						1	5	2	4	1	
	clr								3	3		9	1		9				2					1	1	5	4	4	1	
State Police	off			2			1		1	13	13	106	5	1	1	1			6					1	3		1	5		
	arr			1	1				1	2	2	2	1		1				1						15		3	1	6	
	clr			1					1	4	4	100	2		1				2					1	3		1	5		
O.L.C.C.	off																										2			
	arr																										2			
	clr																													
MORROW COUNTY	off			14			1		9	44	95	247	13	4	30	51	1		77					7	67	31	10	47	1	3
	arr			1	5				9	34	22	32	3	4	5	3			18					7	65	46	7	24	1	1
TOTAL	clr			1	8				8	35	27	145	7	3	27	28	1		17					6	67	31	9	34	1	1

NUMBER OF POLICE OFFICERS	TOTAL NUMBER LAH OF STAFF	NUMBER OF OFFICERS ASSAULTED	AGENCY	POPULATION	CRIMES AGAINST PERSON	CRIMES AGAINST PROPERTY	BEHAVIORAL CRIMES	CRIME TOTAL	PERCENT INDEX CRIME TOTAL	PERCENT INDEX CRIMES CLEARED	FOR CRIMES AGAINST PERSONS	FOR CRIMES AGAINST PROPERTY	ARRESTS FOR BEHAVIORAL CRIMES	ARREST TOTAL	
85	48	61	6	MARION CO SO	74,920	550	3,305	1,289	5,144	2,716	16.4	281	467	376	1,124
86	48	60	4		73,660	634	3,493	1,852	5,979	2,898	16.4	303	443	426	1,172
85	3	3	1	Aunsville PD	1,480	30	165	77	272	95	13.7	7	35	35	77
86	3	3			1,465	20	45	29	94	28	25.0	8	9	12	29
85	1	1		Aurora PD	525	2	15	3	20	11	18.2		3	4	7
86	1	1			525	2	39	28	69	25	20.0	2	3	19	24
85	2	2		Gervais PD	745	23	69	37	129	58	24.1	21	27	46	94
86	1	1	1		820	5	26	5	36	22	22.7	5	5	12	22
85	4	4		Hubbard PD	1,760	1	28	25	54	20	5.0	3	1	34	38
86					1,785										0
85	2	2		Jefferson PD	1,755	15	82	35	132	65	18.5	11	16	14	41
86	2	2			1,730	15	78	33	126	70	20.0	14	14	23	51
85	15	16	1	Keizer PD	19,800	251	1,398	745	2,394	1,080	20.6	175	259	322	756
86	15	16	1		19,630	245	1,441	712	2,398	1,150	21.9	164	259	257	680
85	4	4		Ht Angel PD	2,930	30	156	67	253	139	14.4	16	35	48	99
86	4	5			2,875	21	203	95	319	138	2.2	11	27	67	105
85	123	185	21	Salem PD	83,390	1,531	10,012	4,745	16,288	7,934	23.7	964	2,365	1,819	5,148
86	122	189	24	Within Marion Co.	82,225	1,829	10,665	6,477	18,971	8,805	23.9	1,057	2,503	1,886	5,446
85	9	10		Silverton PD	5,290	44	518	315	877	387	24.0	22	117	114	253
86	9	10			5,240	65	561	350	976	368	23.6	29	93	99	221
85	9	10	3	Stayton/Sublinity	6,245	86	382	354	822	272	32.0	51	65	114	230
86	9	10			6,235	62	491	236	789	309	25.6	46	58	53	157
85	2	2	1	Turner PD	1,210	1	23	14	38	15	6.7	1			1
86	2	2	2		1,225	5	44	58	107	30	0.0		8	2	10
85	21	32	2	Woodburn PD	11,700	191	1,101	1,123	2,415	803	28.5	119	200	454	773
86	21	32	6		11,785	237	1,610	1,214	3,061	1,224	25.8	131	273	469	873
85	55	65	14	State Police		553	847	1,342	2,742	579	34.7	91	159	909	1,159
86	42	47	13			555	719	1,102	2,376	585	21.2	69	111	906	1,086
85	5	6		O.L.C.C.			1	44	45					44	44
86	4	5						48	48					41	41
85	303	403	49	MARION COUNTY	213,750	3,308	18,102	10,215	31,625	14,174	22.7	1,762	3,749	4,333	9,844
86	283	383	51	TOTAL	209,200	3,695	19,415	12,239	35,349	15,652	22.2	1,839	3,806	4,272	9,917
%						11.7	7.3	19.8	11.8	10.4		4.4	1.5	-1.4	0.7
85	129	199	22	SALEM PD TOTAL	94,600	1,666	10,788	5,123	17,577	8,506	23.4	1,061	2,515	1,978	5,554
86	128	195	24		93,300	1,980	1,506	6,889	10,375	9,469	23.6	1,139	2,670	1,989	5,798
%						18.8	-86.0	34.5	-41.0	11.3		7.4	6.2	0.6	4.4

AGENCY	1986	CRIMES AGAINST PERSONS											CRIMES AGAINST PROPERTY								BEHAVIORAL CRIMES											
		MURDER*	NEG. HOMICIDE	FORCIBLE RAPE*	OTHER SEX CRIMES	KIDNAPING	EXTORTION	ROBBERY*	PURSE-SNATCH*	AGGRAVATED ASSAULT*	SIMPLE ASSAULT	BURGLARY*	LARCENY*	MOTOR VEHICLE THEFT*	ARSON*	FORGERY & COUNTERFEIT	FRAUD	EMBEZZLEMENT	STOLEN PROPERTY	VANDALISM	WEAPON LAWS	PROSTITUTION	DRUG LAWS	GAMBLING	FAMILY OFFENSES	D. U. I. I.	LIQUOR LAWS	DISORDERLY CONDUCT	ALL OTHER (Except Traffic)	CURFEW	RUNAWAY JUVENILE	
MARION CO. SO	off arr clr	5 1 2		23 4 8	111 27 28	12 2 4	2 1 1	71 39 22	34 16 82	161 16 82	215 213	871 61 80	1556 281 255	172 21 25	5 1 1	102 9 9	94 6		18 9 55	675	14 11 2	1 2	254 93 73		154 22 22	158 145 158	60 51 46	349 17 31	650 80 82	25 12 25	187 13 36	
Aumsville PD	off arr clr			8						1 1 1	11 7 4	4 7 6	23 7 6		1 1 1	3			14 1 1					1		2 4 2	14 2 2	9 3 2			3 3 3	
Aurora PD	off arr clr							1 1 1			1 1 1	9 13 2	13 3 2	2 3 1	1 1 1	5			9 9 1			1	2		9 9 9	2 2 2		10 4 2	4 4 4			
Gervais PD	off arr clr	1 2 1		1							3 3 3	7 2 1	13 3 3	1					5							3 3 3		2 9 1				
Hubbard PD	off arr clr																															
Jefferson PD	off arr clr			1 1 1						7 9 6	7 4 4	17 5 4	42 6 3	4 1 1	1 1 1				1 1 5	13 1 2	4 2 2		2 2 2		1	11 11 11	2 1 2	7 4 5	5 2 4		1 1	
Keizer PD	off arr clr	1		7 1 2	36 14 17	3 1 2		14 5 4	1	18 1 11	165 142 122	252 31 54	811 167 165	43 17 16	3 10 8	32 4			4 11 3	265 19 30	7 3 6	2 2 2	32 15 20		19 2 6	85 82 42	62 59 27	180 21 38	161 30 57	61 17 38	103 28 36	
Mt. Angel PD	off arr clr			1 1 3	3 3 3			3 2	3 3		11 5 1	53 11 3	73 11 3	4 1 4	1 9 1	3 3				60 7 1	2		3 1		1	15 15 15	2	1 34 3	63 13 2			
Salem PD Within Marion Co.	off arr clr	8 6 6	1	64 33 39	323 96 164	17 2 9	3 4 2	221 103 89	11 3	42 24 25	1139 789 839	2370 260 334	5646 1713 1516	402 96 77	41 13 13	268 68 94	246 66 113		101 75 86	1591 191 274	110 64 107	1 1 1	356 308 323		83 5 20	437 415 437	830 155 478	909 95 304	3079 586 1273	142 90 142	530 167 490	
Silverton PD	off arr clr			1 15 3	2 3 5			2 2 1		39 1 16	7 22 4	72 6 13	239 56 51	15 8 6	1 7 14	47 8 14	60 8 14	1		126 7 7	1		22 6 2		19 1 2	22 16 22	31 13 17	112 16 21	71 16 18	20 10 17	52 17 29	
Stayton-Sublimity PD	off arr clr			7 1 1	1 1 1			1 3		12 1 8	38 44 29	59 9 9	224 25 56	9 2 5	1 2 4	26 7 6	17 7 4	1	1	153 13 68	2 2 2		23 10 15	3 6 1	6 16 16	16 9 14	15 102 14	106 3 38	46 3 21	5 1 3	14 9 12	
Turner PD	off arr clr				1					1 1 3		15 6	14 2			4				11 1 1	1			3		1 1 1	2 21 1	25 1			5	
Woodburn PD	off arr clr			3 1 9	26 2 9			16 3 2	1 2 1	15 2 12	176 124 160	316 33 37	806 188 244	62 15 18	5 12 17	61 6 17	47 6 17		1 2 2	312 17 50	18 4 20	1 2 1	101 17 64	2 1 13	24 4 13	195 104 195	183 67 177	363 151 281	52 21 52	82 65 79		
State Police	off arr clr	2 1		22 2 7	411 10 322	5 2 2		11 5 3		49 17 26	55 32 33	120 21 20	320 52 53	46 11 11	15 1 4	63 3 25	84 3 28		6 5 4	65 15 18	26 13 22	1	215 128 173		4	627 614 627	2 69 2	33 10 20	152 51 102	42 21 38		
O.L.C.C.	off arr clr																										48 41 48					
MARION COUNTY TOTAL	off arr clr	17 10 9	1	120 42 57	943 157 548	40 7 17	5 5 3	340 160 122	53 5	345 72 187	1831 1386 1306	4165 459 553	9780 2514 2357	760 171 160	72 15 20	610 117 175	595 100 199	2 1 1	132 103 101	3299 326 515	183 101 172	6 5 4	1009 580 681	5 2 68	317 10 68	1579 1435 1544	1249 476 818	1917 212 634	4634 960 1846	309 155 301	1031 337 725	
SALEM PD TOTAL	off arr clr	8 6 6	1	69 35 42	352 103 182	18 2 9	3 4 2	236 107 93	11 3	45 27 28	1237 855 916	2589 302 359	6043 1814 1611	426 99 81	42 13 13	283 73 101	259 74 121		108 78 91	1756 216 298	117 68 114	1 1 1	368 317 333		90 5 22	460 437 460	874 185 497	972 99 335	3309 609 1361	147 93 147	551 175 511	

* Indicates Index Crime

NUMBER OF POLICE OFFICERS	TOTAL NUMBER LAW OF ENF OFFICER			AGENCY	POPULATION	CRIMES			CRIME TOTAL	PERCENT		FOR	FOR	ARRESTS	ARREST TOTAL
	STAFF	ASSAULTED	AGAINST PERSON			AGAINST PROPERTY	BEHAVIORAL CRIMES	INDEX CRIME TOTAL		INDEX CRIMES CLEARED	CRIMES AGAINST PERSONS	CRIMES AGAINST PROPERTY	FOR BEHAVIORAL CRIMES		
85	130	167	22	MULTNOMAH CO SO	84,784	1,163	7,663	1,527	10,353	6,863	10.4	405	744	585	1,734
86	134	168	20		83,390	1,473	7,580	1,538	10,591	6,994	11.0	492	714	600	1,806
85	46	66	35	Gresham PD	37,480	432	2,943	657	4,032	2,338	16.6	131	407	375	913
86	46	64	11		42,715	421	2,873	593	3,887	2,401	12.4	145	375	363	883
85	758	949	258	Portland PD	432,646	15,903	66,122	16,961	98,986	63,572	14.6	5,061	8,735	12,675	26,471
86	745	1032	269		433,000	16,981	68,776	17,878	103,635	66,814	13.8	5,269	8,911	12,028	26,208
85	32	41		Ptld Airport PD		18	321	187	526	282	5.7	6	34	154	194
86	32	33				17	321	161	499	289	3.5	5	23	112	140
85	11	12		Transit Dist. PD *		101	325	214	640	125	0.0			4	4
86						40	160	75	275	75	0.0		4		4
85	9	11	2	Troutdale PD	6,890	70	366	194	630	333	19.8	26	20	138	184
86	8	9	1		7,095	72	416	266	754	399	25.8	26	38	174	238
85	13	25	2	State Police		166	827	356	1,349	459	41.2	17	38	328	383
86	10	27	3			233	394	353	980	179	35.8	17	38	291	346
85				D.L.C.C.				138	138					219	219
86								95	95					64	64
85	999	1271	319	MULTNOMAH COUNTY	561,800	17,853	78,567	20,234	116,654	73,972	14.4	5,646	9,978	14,478	30,102
86	975	1333	304	TOTAL	566,200	19,237	80,520	20,959	120,716	77,151	13.6	5,954	10,103	13,632	29,689
Z						7.8	2.5	3.6	3.5	4.3		5.5	1.3	-5.8	-1.4

NUMBER OF POLICE OFFICERS	TOTAL NUMBER LAW OF ENF OFFICER			AGENCY	POPULATION	CRIMES			CRIME TOTAL	PERCENT		FOR	FOR	ARRESTS	ARREST TOTAL
	STAFF	ASSAULTED	AGAINST PERSON			AGAINST PROPERTY	BEHAVIORAL CRIMES	INDEX CRIME TOTAL		INDEX CRIMES CLEARED	CRIMES AGAINST PERSONS	CRIMES AGAINST PROPERTY	FOR BEHAVIORAL CRIMES		
85	20	26		POLK CO SO	14,605	65	363	182	610	309	12	29	29	46	104
86	10	18			15,940	146	445	354	945	367	7.1	40	39	63	142
85	14	15		Dallas PD	8,950	143	647	414	1,204	454	33.7	119	155	284	558
86	14	15			8,930	94	696	332	1,122	489	35.6	68	161	243	472
85	8	9		Independence PD	4,145	95	450	333	878	343	41.4	46	81	142	269
86	8	9			4,145	101	458	382	941	362	43.4	46	77	114	237
85	9	10		Monmouth PD	5,390	51	468	324	843	252	38.5	27	84	166	277
86	10	11			5,510	41	439	310	790	299	38.1	31	62	225	318
85	6	6	1	Salen PD	11,210	134	775	376	1,285	572	19.9	97	150	159	406
86	6	6		Within Polk Co	11,075	151	841	412	1,404	664	20.2	82	167	103	352
85	4	4	1	State Police		23	61	41	125	44	27.3	4	14	60	78
86	4	4	1			70	36	176	282	27	33.3	9	11	104	124
85				D.L.C.C.				2	2					2	2
86								0	0					0	0
85	61	70	2	POLK COUNTY	44,300	511	2,764	1,672	4,947	1,974	28.1	322	513	859	1,694
86	52	63	1	TOTAL	45,600	603	2,915	1,966	5,484	2,208	27.8	276	517	852	1,645
Z						18.0	5.5	17.6	10.9	11.9		-14.3	0.8	-0.8	-2.9

6-36

AGENCY	1986	CRIMES AGAINST PERSONS											CRIMES AGAINST PROPERTY										BEHAVIORAL CRIMES									
		MURDER*	NEG. HOMICIDE	FORCIBLE RAPE*	OTHER SEX CRIMES	KIDNAPING	EXTORTION	ROBBERY*	PURSE-SNATCH*	AGGRAVATED ASSAULT*	SIMPLE ASSAULT	BURGLARY*	LARCENY*	MOTOR VEHICLE THEFT*	ARSON*	FORGERY & COUNTERFEIT	FRAUD	EMBEZZLEMENT	STOLEN PROPERTY	VANDALISM	WEAPON LAWS	PROSTITUTION	DRUG LAWS	GAMBLING	FAMILY OFFENSES	D. U. I. I.	LIQUOR LAWS	DISORDERLY CONDUCT	ALL OTHER (Except Traffic)	CURFEW	RUNAWAY JUVENILE	
MULTNOMAH CO. SO	off arr clr	5 5 4	1	31 10 11	172 25 38	26 1 7	10 3	153 32 35	14 2 6	360 80 168	702 338 326	2438 163 139	3439 383 357	505 50 49	49 7 17	56 19 11	99 6 10	22 7 10	15 11 11	957 68 115	46 33 46	2 1	165 56 78		29 3 3	195 187 195	14 10 12	8 4 6	593 157 180	16 11 16	470 142 417	
Gresham PD	off arr clr	1 1 1		14 7 5	90 20 30	14 4 4	1	53 14 10	6	73 22 32	169 78 88	772 70 40	1265 229 184	203 25 24	14 13 1	114 4 18	86 4 15	12 12 4	11 22 26	396 22 26	10 9 10		1 1 1	10 3 1	146 146 146	25 31 24	51 16 10	121 48 33	22 18 22	176 76 155		
Portland PD	off arr clr	46 67 26	1	438 141 143	1365 237 399	200 13 65	28 1	3921 643 730	525 25	4433 282 1860	6024 3885 2948	17321 1198 914	35440 5544 4999	4100 605 448	590 63 96	1929 442 484	1948 220 357	184 88 51	68 88 55	7196 751 1006	1067 822 1061	1142 1213 1121	2272 1861 2216	5 6 5	156 15 66	2888 2760 2888	1592 1895 1585	639 376 288	3915 1383 2023	1114 831 1114	3088 866 2398	
Ptld. Airport PD	off arr clr				2 1 1	1 1 1		2 1 1	8	1	3	1	243 13 6	32 4 3	2	1	12 5 6			30 1 5	46 23 24	1 1 1	18 9 6			51 50 51	1 1 1	10 2 3	24 16 11	9 1 9	1 1 1	
Transit Dist. PD	off arr clr								9	7	24		59									1	1					69	4			
Troutdale PD	off arr clr	1 1 1		1 1 1	7 1 2	3		2 1 1	4	47 23 41	7 6	120 11 6	196 15 36	24 8 17	4	1	2	1		68 4 10	4 5 4		11 7 11			60 59 60	49 42 48		54 21 26	3 2 3	85 38 67	
State Police	off arr clr			11 4	199 9 111	3 1 2				10 1 3	10 6 7	3 1 1	143 19 49	12 9 7		99 6 14	124 9 68		2 1 2	11 2 5	12 7 12	5 3	122 91 90	4		181 178 181	2	4	22 5 16	3 8 3		
O.L.C.C.	off arr clr																										95 64 95					
MULTNOMAH COUNTY TOTAL	off arr clr	53 73 32	1 1	495 158 164	1835 293 581	247 19 79	39 1	4131 691 777	566 27	4931 408 2104	6939 4310 3414	20655 1443 1100	40785 6203 5631	4876 701 548	659 70 104	2200 480 533	2277 237 458	219 7 65	96 112 76	8753 850 1167	1185 899 1157	1151 1214 1126	2620 2040 2424	6 6 5	199 18 74	3521 3380 3521	1776 2045 1765	781 398 308	4733 1630 2289	1164 871 1164	3823 1131 3041	
POLK CO. SO	off arr clr	1			21 5 8	2 1		1		7 2 3	115 31 38	173 13 7	163 14 13	23 3 2		11 5 1	5 1		2 1	68 3 9	4 4 2		20 4 5		7 2 1	21 20 21		13 1 4	249 29 101		40 3 13	
Dallas PD	off arr clr			2 11 2	18 11 10			5 5 3		5 52 3	64 82 51	125 16 39	336 82 119	16 7 8		33 20 28	16 4 8			170 32 52	5 4 5		20 24 19		12 8 6	83 82 83	18 29 18	69 29 57	32 17 27	35 19 35	58 39 48	
Independence PD	off arr clr	1		2 2 8	11 2 10	1		5		62 1 54	19 43 17	77 6 20	201 55 74	12 5 8	2	15 1 6	19 1 6	1		131 7 52	2 1 2	2	18 8 12		9 7 7	65 60 65	19 13 19	100 7 95	119 23 114	4 1 4	44 1 37	
Monmouth PD	off arr clr	1 1 1		2 1 6	10 4 6	1		1		9 5 7	17 21 14	51 7 14	225 26 88	9 2 2	12 6 6	33 1 18			1 4 1	107 14 60	4 3 3		14 13 9		8 4 4	48 46 48	44 67 42	48 9 37	63 42 54	64 32 65	17 13 9	
Salem PD Within Polk Co.	off arr clr			5 2 3	29 7 18	1		15 4 4		3 3 3	98 66 77	219 22 25	397 101 95	24 3 4	1	15 5 7	13 8 8			165 7 24	7 4 7		12 9 10		7 2	23 22 23	44 30 31	63 4 19	230 23 86	5 3 5	21 8 21	
State Police	off arr clr			1 2 1	66 3 19					2 2 2	3 2 2	13 4 4	12 6 4	1		4 2				4 1 1			109 34 109			63 62 63		1 7	3 1 2			
O.L.C.C.	off arr clr																															
POLK COUNTY	off arr clr	2 2 1		12 4 7	155 32 69	5 1		27 9 9		86 13 70	316 215 199	658 68 109	1334 284 393	85 20 393	4 2 24	90 38 41	88 15 40	1 1	10 8 7	645 82 198	22 16 19	2 1	193 92 164		43 2 20	303 292 303	125 146 110	294 50 212	696 135 384	108 55 109	180 64 128	

* Indicates Index Crime

NUMBER OF POLICE OFFICERS	TOTAL NUMBER LAW OF ENF OFFICER		AGENCY	POPULATION	CRIMES AGAINST PERSON	CRIMES AGAINST PROPERTY	BEHAVIORAL CRIMES	CRIME TOTAL	INDEX CRIME TOTAL	PERCENT INDEX CRIMES CLEARED	FOR CRIMES AGAINST PERSONS	FOR CRIMES AGAINST PROPERTY	ARRESTS FOR BEHAVIORAL CRIMES	ARREST TOTAL	
	STAFF	ASSAULTED													
85	3	4	SHERMAN CO SD	2,070	4	65	52	121	36	11.1	3	8	27	38	
86	3	4		1	2,100	9	37	22	68	23	13.0	5	2	12	19
85	6	6	State Police		12	15	17	44	16	31.3	3	6	25	34	
86	6	6				11	10	29	50	7	0.0	4	2	48	54
85			D.L.C.C.					0						0	
86									0						0
85	9	10	0	SHERMAN COUNTY	2,070	16	80	69	165	52	17.3	6	14	52	72
86	9	10	1	TOTAL	2,100	20	47	51	118	30	10.0	9	4	60	73
%						25.0	-41.3	-26.1	-28.5	-42.3		50.0	-71.4	15.4	1.4

NUMBER OF POLICE OFFICERS	TOTAL NUMBER LAW OF ENF OFFICER		AGENCY	POPULATION	CRIMES AGAINST PERSON	CRIMES AGAINST PROPERTY	BEHAVIORAL CRIMES	CRIME TOTAL	INDEX CRIME TOTAL	PERCENT INDEX CRIMES CLEARED	FOR CRIMES AGAINST PERSONS	FOR CRIMES AGAINST PROPERTY	ARRESTS FOR BEHAVIORAL CRIMES	ARREST TOTAL	
	STAFF	ASSAULTED													
85	12	18	TILLAMOOK CO SD	15,320	34	442	188	664	354	15.8	13	60	118	191	
86	12	15		1	15,215	53	440	262	755	365	24.7	26	68	187	281
85	2	2	Baribaldi PD	1,070	3	43	7	53	40	7.5	3	6	14	23	
86	2	2			1,040	6	46	25	77	40	40.0	5	13	26	44
85	3	3	Rockaway PD	1,185	5	60	87	152	41	48.8	5	29	127	161	
86	3	3			1,215	16	55	43	114	45	28.9	9	24	64	97
85	7	8	Tillamook PD	3,925	38	246	180	464	165	41.8	29	101	223	353	
86	7	8			3,830	55	230	159	444	170	49.4	38	114	245	397
85	15	16	2	State Police		163	124	582	869	152	41.4	38	33	411	482
86	14	15	1				255	365	503	1,123	148	47.3	30	26	296
85			D.L.C.C.				9	9						0	
86								2	2						0
85	39	47	2	TILLAMOOK COUNTY	21,500	243	915	1,053	2,211	752	28.1	88	229	893	1,210
86	38	43	2	TOTAL	21,300	385	1,136	994	2,515	768	35.5	108	245	818	1,171
%						58.4	24.2	-5.6	13.7	2.1		22.7	7.0	-8.4	-3.2

AGENCY	1986	CRIMES AGAINST PERSONS									CRIMES AGAINST PROPERTY								BEHAVIORAL CRIMES													
		MURDER*	NEG. HOMICIDE	FORCIBLE RAPE*	OTHER SEX CRIMES	KIDNAPING	EXTORTION	ROBBERY*	PURSE-SNATCH*	AGGRAVATED ASSAULT*	SIMPLE ASSAULT	BURGLARY*	LARCENY*	MOTOR VEHICLE THEFT*	ARSON*	FORGERY & COUNTERFEIT	FRAUD	EMBEZZLEMENT	STOLEN PROPERTY	VANDALISM	WEAPON LAWS	PROSTITUTION	DRUG LAWS	GAMBLING	FAMILY OFFENSES	D. U. I. I.	LIQUOR LAWS	DISORDERLY CONDUCT	ALL OTHER (Except Traffic)	CURFEW	RUNAWAY JUVENILE	
SHERMAN CO. SO	off arr clr				3 2 2			2 2 2		4 1 3	6	14 1 1	1		1 1 1			1 1 1	10			1 1 1				2 2 2	5 4 5	10 3 9	4 2 3			
State Police	off arr clr		1	1	8 2 4	2				1	3	2		1	1 1 1					1		1 8 1				26 26 26	11		2 1 2		2	
O.L.C.C.	off arr clr																															
SHERMAN COUNTY TOTAL	off arr clr		1	1	11 4 6	2		2 2 2		4 2 3	9	16 1 1	1	1	2 1 1			6 1 1	1	11			2 9 2				28 28 28	5 15 5	10 3 9	6 3 5		2
TILLAMOOK CO. SO	off arr clr	1 2 1			21 6 9	3 1 3	1		6 5 6	21 12 15	160 30 57	172 25 19	20 8 6	5	8 7	12		2	61 4 16	3		19 16 18		3		56 54 56	54 84 54	6 2 3	99 27 69		22 2 17	
Garibaldi PD	off arr clr								4 3 3	2 2 2	8 4 3	23 6 8	3 2 2	2				1	10					1 1 1	11 11 11	3 2 1	1 11 7	1 9 11		1		
Rockaway PD	off arr clr			1	2 1 1				1 1 1	12 7 11	21 7 5	15 1 3	6 2 4	1	1 2 1				11 12 4			5 3 4				12 12 12	13 36 13	2 2 2	5 5 4	2 2 2	4 4 4	
Tillamook PD	off arr clr	1 1 1		3 2 2	9 5 7	1 1 1		2 2 4	4 2 4	34 26 28	38 15 21	115 50 51	5 10 3	1 5 1	5 7 2	29 5 5		2	37 20 16	5 3 5		14 19 14		2 1 1		46 46 46	35 51 35	7 18 7	19 85 16	27 20 27	4 2 3	
State Police	off arr clr	2 1 2		18 4 14	191 9 159			3 4 11	15 4 11	26 11 24	33 5 16	64 12 22	8 3 4	5 1 1	1 1 100	237			16 5 6		1	86 44 74		4		161 158 161	215 85 213	4 2 4	31 7 17		1	
O.L.C.C.	off arr clr																										2					
TILLAMOOK COUNTY TOTAL	off arr clr	4 4 4		22 6 16	223 21 176	1 1 1	3 1 3	5 2 3	2 15 25	30 58 80	260 61 102	389 94 103	42 25 19	14 5 1	15 10 11	278 6 108		3 3 1	135 41 46	8 5 8	1 1 1	124 82 110		10 2 3		286 281 286	322 258 318	20 24 16	163 135 113	29 22 29	31 9 25	

6-40

NUMBER OF POLICE OFFICERS	TOTAL NUMBER LAW ENF OFFICER STAFF ASSAULTED		AGENCY	POPULATION	CRIMES AGAINST PERSON	CRIMES AGAINST PROPERTY	BEHAVIORAL CRIMES	CRIME TOTAL	PERCENT INDEX CRIME TOTAL	INDEX CRIMES CLEARED	FDR CRIMES AGAINST PERSONS	FDR CRIMES AGAINST PROPERTY	ARRESTS FOR BEHAVIORAL CRIMES	ARREST TOTAL	
85	10	12		UMATILLA CO SO	21,905	116	227	147	490	152	30.3	43	49	105	197
86	11	13			20,710	47	171	150	368	123	15.4	22	28	105	155
85	1	1		Athens PD	955	1	28	5	34	20	20.0	2	6	1	9
86	2	2			945		42	2	44	21	23.8	2	3	5	10
85	14	19	7	Heraiston PD	9,890	170	1,034	434	1,638	613	29.5	58	211	304	573
86	15	20	2		9,890	153	1,278	406	1,837	740	21.2	49	217	367	633
85	7	13	2	Hilton-Freewater PD	5,850	59	465	214	738	330	23.0	34	90	199	323
86	7	12			5,745	92	799	281	1,172	545	22.4	58	156	315	529
85	20	29	9	Pendleton PD	14,400	207	982	677	1,866	774	34.8	119	305	755	1,179
86	20	28	7		14,445	200	1,030	882	2,112	779	30.3	119	291	774	1,184
85	2	3		Pilot Rock PD	1,630	14	39	26	79	29	20.7	8	1	23	32
86	3	5			1,620	6	47	34	87	34	23.5	2	14	27	43
85	3	3	1	Stanfield PD	1,660	12	66	28	106	38	21.1	9	16	28	53
86	3	3			1,655	7	101	34	142	67	38.8	6	53	35	94
85	6	10	3	Umatilla PD	2,980	44	347	158	549	218	13.8	32	49	130	211
86	5	8	1		2,965	51	300	156	507	201	21.4	29	50	99	178
85	9	14		Umatilla Tribal PD		63	72	112	247	56	30.4	36	9	95	140
86	8	12				39	70	94	203	41	26.8	22	13	63	98
85	1	1	1	Heston PD *	730	4	16	5	25	13	30.8	2	3	3	8
86	1	1			725		2	2	4	1		1	1	1	2
85	49	54	2	State Police		154	651	554	1,359	540	35.7	87	150	442	679
86	46	50	3			199	545	443	1,187	474	32.5	83	161	424	668
85	2	3		D.L.C.C.				9	9					6	6
86	2	3						13	13					5	5
85	124	162	25	UMATILLA COUNTY	60,000	844	3,927	2,369	7,140	2,783	30.8	430	889	2,091	3,410
86	123	157	13	TOTAL	58,700	794	4,385	2,497	7,676	3,026	25.8	392	987	2,220	3,599
Z						-5.9	11.7	5.4	7.5	8.7		-8.8	11.0	6.2	5.5

AGENCY	1986	CRIMES AGAINST PERSONS										CRIMES AGAINST PROPERTY										BEHAVIORAL CRIMES									
		MURDER*	NEG. HOMICIDE	FORCIBLE RAPE*	OTHER SEX CRIMES	KIDNAPING	EXTORTION	ROBBERY*	PURSE-SNATCH*	AGGRAVATED ASSAULT*	SINGLE ASSAULT	BURGLARY*	LARCENY*	MOTOR VEHICLE THEFT*	ARSON*	FORGERY & COUNTERFEIT	FRAUD	EMBEZZLEMENT	STOLEN PROPERTY	VANDALISM	WEAPON LAWS	PROSTITUTION	DRUG LAWS	GAMBLING	FAMILY OFFENSES	D.U.I.I.	LIQUOR LAWS	DISORDERLY CONDUCT	ALL OTHER (Except Traffic)	CURFEW	RUNAWAY JUVENILE
UMATILLA CO. SO	off	1		3	9	1	1	1		2	29	45	61	8	2	6	21			28			2		25	39	13	47		22	
	arr				2					1	19	8	7	1	2	2	1			7		1		24	39	4	22		15		
	clr			4	1		1		1	26	5	8	3	1	6	9			10		2		2		25	39	9	30		18	
Athens PD	off										2	2	16	2	1	3			18			1				1		1		1	
	arr												2	1												1		2			
	clr										2		2	1			1									1					
Hermiston PD	off	1		2	29			6		10	105	176	516	26	3	86	270		1	200	2	10		7	109	68	12	59	98	41	
	arr				9			1		1	38	29	144	4	1	11	7			21		7		103	101	10	55	68	23		
	clr				8					9	64	27	113	7	1	26	53		1	31	1	7		3	109	68	8	35	98	37	
Milton-Freewater PD	off			1	16			1		9	65	177	338	17	2	39	32			194	3	1	1	8	66	3	29	79	68	23	
	arr				8			1		3	46	31	95	2	1	6	2			18	2	7		66	34	24	125	52	5		
	clr				6			1		4	34	27	85	4	1	24	2			22	3	1	2	66	3	23	47	68	20		
Pendleton PD	off	1		6	22	1		5		24	141	170	515	48	10	24	38	2	3	220	18	44		15	183	156	16	300	75	75	
	arr	2		3	7			3		13	91	28	157	29	3	5	2	1	4	62	9	24		2	172	275	19	182	66	25	
	clr	1		3	7			3		15	107	27	162	21	4	10	11	1	3	62	18	32		9	183	154	16	254	75	70	
Pilot Rock PD	off				1					3	2	5	24	2		1				15				1	8	4		16		1	
	arr				1					1	1	1	7			1				5				8	5		10				
	clr				1					2	2	6	6			1				5				8	4		6				
Stanfield PD	off			1	1					1	4	22	39	3	1	4	4			28					20	2	1	8		2	
	arr				1					1	5	8	24	1	1		4			9				1	20	5	1	8			
	clr				1					1	4	6	17	1	1		3			12				1	20	2	1	8			
Umatilla PD	off				11			3	2	2	33	62	120	12		21	34			51	3	9	1	3	59	9	4	50		18	
	arr				6						23	16	16	1		2	4			10		5	1	2	58	10	4	19			
	clr				6			1	1		25	10	27	4		5	10			15	3	9	1	2	59	9	4	34		13	
Umatilla Tribal PD	off	2			6					5	26	6	26	2			4	4	1	27		3		5	30	17	4	23	1	11	
	arr				1					5	16	1	4				3			4		2		29	23	2	4	1	2		
	clr				1					2	10	1	8			1		1		4		3		1	30	15	4	9	1	7	
Weston PD	off											1								1					1			1			
	arr																			1					1						
	clr																			1					1						
State Police	off			11	84	1	1	7		43	52	194	163	52	4	52	21			54	7	40		6	314	4	7	50		15	
	arr	2		4	10	1		1		19	46	24	67	14	1	19	3			29	4	37		1	306	34	3	29		11	
	clr			9	57	1		1		35	43	29	61	17	2	26	9			33	7	29			314	4	6	38		10	
O.L.C.C.	off																									13					
	arr																									5					
	clr																									13					
UMATILLA COUNTY	off	5		24	179	3	2	23	2	99	457	860	1818	172	23	233	427	6	10	836	33	114	2	47	815	316	86	634	242	208	
	arr	4		7	45	1		6		43	286	146	523	52	10	46	26	1	17	166	15	89	1	4	787	532	67	456	187	82	
TOTAL	clr	1		12	91	2		7	1	69	313	132	489	59	11	98	99	1	9	196	32	88	1	18	815	311	71	461	242	175	

NUMBER OF POLICE OFFICERS	TOTAL LAW ENF STAFF	NUMBER OF OFFICER ASSAULTED	AGENCY	POPULATION	CRIMES			CRIME TOTAL	PERCENT		FOR CRIMES AGAINST PERSONS	FOR CRIMES AGAINST PROPERTY	ARRESTS FOR BEHAVIORAL CRIMES	ARREST TOTAL	
					AGAINST PERSON	AGAINST PROPERTY	BEHAVIORAL CRIMES		INDEX CRIME TOTAL	INDEX CRIMES CLEARED					
85	3	5	1	UNION CD SO	8,235	7	53	23	83	36	33.3	3	19	9	31
86	3	4			7,890	6	48	14	68	38	10.5	3	9	20	32
85	4	5	2	Elgin PD	1,765	14	45	28	87	40	25.0	9	12	29	50
86	4	6			1,645	10	56	15	81	40	32.5	9	15	30	54
85	16	25		La Grande PD	12,230	146	1,015	440	1,601	652	40.5	95	238	349	682
86	16	25			11,475	120	783	251	1,154	579	34.2	91	202	230	523
85	2	2	1	Union PD	2,120	18	103	78	199	57	29.8	7	23	31	61
86	2	2	2		1,990	17	78	54	149	64	12.5	11	3	13	27
85	17	20	1	State Police		190	176	176	542	155	40.0	22	79	178	279
86	17	19	1			102	151	212	465	125	53.6	30	68	155	253
85				D.L.C.C.				14	14						0
86								2	2						0
85	42	57	5	UNION COUNTY	24,350	375	1,392	759	2,526	940	38.8	136	371	596	1,103
86	42	56	3	TOTAL	23,000	255	1,116	548	1,819	846	34.3	144	297	448	889
%						-32.0	-19.8	-27.8	-24.0	-10.0		5.9	-19.9	-24.8	-19.4

NUMBER OF POLICE OFFICERS	TOTAL LAW ENF STAFF	NUMBER OF OFFICER ASSAULTED	AGENCY	POPULATION	CRIMES			CRIME TOTAL	PERCENT		FOR CRIMES AGAINST PERSONS	FOR CRIMES AGAINST PROPERTY	ARRESTS FOR BEHAVIORAL CRIMES	ARREST TOTAL	
					AGAINST PERSON	AGAINST PROPERTY	BEHAVIORAL CRIMES		INDEX CRIME TOTAL	INDEX CRIMES CLEARED					
85	6	10		HALLOWA CD SO	5,350	35	187	69	291	149	27.5	16	37	63	116
86	6	10	1		5,185	23	180	69	272	128	35.2	14	57	65	136
85	4	4		Enterprise PD	2,070	3	77	22	102	42	54.8	1	16	22	39
86	4	4			2,015	5	82	48	135	44	47.7	6	17	47	70
85	3	3		State Police		2	13	14	29	13	30.8	1		16	17
86	3	3	1			1	20	14	35	15	80.0	1	8	27	36
85				D.L.C.C.				4	4						0
86								1	1						0
85	13	17	0	HALLOWA COUNTY	7,420	40	277	109	426	204	33.3	18	53	101	172
86	13	17	2	TOTAL	7,200	29	282	132	443	187	41.7	21	82	139	242
%						-27.5	1.8	21.1	4.0	-8.3		16.7	54.7	37.6	40.7

AGENCY	1986	CRIMES AGAINST PERSONS									CRIMES AGAINST PROPERTY								BEHAVIORAL CRIMES												
		MURDER*	NEG. HOMICIDE	FORCIBLE RAPE*	OTHER SEX CRIMES	KIDNAPING	EXTORTION	ROBBERY*	PURSE-SNATCH*	AGGRAVATED ASSAULT*	SIMPLE ASSAULT	BURGLARY*	LARCENY*	MOTOR VEHICLE THEFT*	ARSON*	FORGERY & COUNTERFEIT	FRAUD	EMBEZZLEMENT	STOLEN PROPERTY	VANDALISM	WEAPON LAWS	PROSTITUTION	DRUG LAWS	GAMBLING	FAMILY OFFENSES	D.U.I. I.	LIQUOR LAWS	DISORDERLY CONDUCT	ALL OTHER (Expt Traffic)	CURFEW	RUNAWAY JUVENILE
UNION CO. SO	off arr clr			4 2 2				1 1 1		13	20	4 3 1			3 1 3			1	8 2 1			1 5			2 2 2	1 2 2	2 1 1	11 9 4			1
Elgin PD	off arr clr	1 2 1		4 2 1				2 1 2		9	20	7 5 4	1	2	3	1			17		2		1	1 2 1	1 1 1	8	1	6 10 1	6 5 6	1	
LaGrande PD	off arr clr	1 1 1		4 2 2	21 13 14			2 2 2	3	46	43	85	407	26	5	37	71	1	151			6	9	68	22	3	82	1	59		
Union PD	off arr clr			3 2			1	2 2 2		15	42	4		4					13				2	2		18	28	4			
State Police	off arr clr	1		26 4 14	34 4 23	5 1 5	1	13 2 12	22	41	32	11	1	12	11		3	40	4	2	2	4	4	90	75	3	24	10			
O.L.C.C.	off arr clr																									2					
UNION COUNTY	off arr clr	2 4 2		30 6 16	66 21 41	5 1 5	1	3 3 3	4	64	80	163	521	52	7	55	85	1	229			10	16	163	99	24	151	7	73		
TOTAL				16 41	5	3	2	49	67	44	151	20	3	37	44		3	52	4			7	8	163	98	12	80	7	61		
WALLOWA CO. SO	off arr clr			2 1 1			1	2 13 13		32	82	10	1	11	3				41			2	1	27	11	3	22	3			
Enterprise PD	off arr clr			1 1 1				4 4 4		8	30	2		5	24				13		1	1		13	11	4	10	7			
State Police	off arr clr							1 1 1		3	12	2							5					13	13		1				
O.L.C.C.	off arr clr																									1					
WALLOWA COUNTY	off arr clr			3 2 2			1	6 4 5	19	43	124	12	1	16	27				59		2	3	1	53	23	7	32	7	4		
TOTAL				2				14	15	15	47	11	9	11				25	2		3	1	53	20	5	25	7	2			

NUMBER OF POLICE OFFICERS	TOTAL NUMBER			AGENCY	POPULATION	CRIMES AGAINST PERSON	CRIMES AGAINST PROPERTY	BEHAVIORAL CRIMES	CRIME TOTAL	INDEX CRIME TOTAL	PERCENT INDEX CRIMES CLEARED	FOR CRIMES AGAINST PERSONS	FOR CRIMES AGAINST PROPERTY	ARRESTS FOR BEHAVIORAL CRIMES	ARREST TOTAL
	LAW ENF STAFF	OF OFFICER	ASSAULTED												
85	14	25	4	WASCO CO SO	10,990	105	397	224	726	323	21.7	44	38	131	213
86	15	23	4		10,970	72	399	249	720	280	24.3	45	64	181	290
85	1	1		Rajneesh PD *	110		8		8	3					0
86							No departaent in 1986		0						0
85	9	14		Rajneeshpuraa PD *		3	30	50	83	31	29.0	1	2	12	15
86							1		1	1	100.0				0
85	16	23	2	The Dalles PD	10,900	194	910	334	1,438	709	23.6	115	231	255	601
86	15	17	3		10,630	239	1,029	341	1,609	822	26.6	134	286	220	640
85	22	23		State Police		15	40	250	305	31	16.1	6	17	234	257
86	21	23	7			27	67	416	510	59	12.4	17	29	344	390
85				O.L.C.C.				4	4					7	7
86								2	2					3	3
85	62	86	6	WASCO COUNTY	22,000	317	1,385	862	2,564	1,097	22.9	166	288	639	1,093
86	51	63	14	TOTAL	21,600	338	1,496	1,068	2,842	1,162	26.9	196	379	748	1,323
%						6.6	8.0	16.9	10.8	5.9		18.1	31.6	17.1	21.0

NUMBER OF POLICE OFFICERS	TOTAL NUMBER			AGENCY	POPULATION	CRIMES AGAINST PERSON	CRIMES AGAINST PROPERTY	BEHAVIORAL CRIMES	CRIME TOTAL	INDEX CRIME TOTAL	PERCENT INDEX CRIMES CLEARED	FOR CRIMES AGAINST PERSONS	FOR CRIMES AGAINST PROPERTY	ARRESTS FOR BEHAVIORAL CRIMES	ARREST TOTAL
	LAW ENF STAFF	OF OFFICER	ASSAULTED												
85	1	1		WHEELER CO SO	1,430	4	16	26	46	12	33.3	1	3	27	31
86	1	1			1,500	5	28	23	56	20	20.0	1	4	12	17
85	1	1		State Police		5	15	7	27	14	42.9	1	7	8	16
86	1	1				3	37	5	45	10	80.0		1	7	8
85				O.L.C.C.				1	1					3	3
86								1	1					1	1
85	2	2	0	WHEELER COUNTY	1,430	9	31	34	74	26	38.5	2	10	38	50
86	2	2	0	TOTAL	1,500	8	65	29	102	30	40.0	1	5	20	26
%						-11.1	109.7	-14.7	37.8	15.4		-50.0	-50.0	-47.4	-48.0

AGENCY	1986	CRIMES AGAINST PERSONS									CRIMES AGAINST PROPERTY										BEHAVIORAL CRIMES											
		MURDER*	NEG. HOMICIDE	FORCIBLE RAPE*	OTHER SEX CRIMES	KIDNAPING	EXTORTION	ROBBERY*	PURSE-SNATCH*	AGGRAVATED ASSAULT*	SIMPLE ASSAULT	BURGLARY*	LARCENY*	MOTOR VEHICLE THEFT*	ARSON*	FORGERY & COUNTERFEIT	FRAUD	EMBEZZLEMENT	STOLEN PROPERTY	VANDALISM	WEAPON LAWS	PROSTITUTION	DRUG LAWS	GAMBLING	FAMILY OFFENSES	D.U.I. I.	LIQUOR LAWS	DISORDERLY CONDUCT	ALL OTHER (Except Traffic)	CURFEW	RUNAWAY JUVENILE	
WASCO CO. SO	off arr clr			2 2 2	8 3 5	1 1		1 2	7 3 4	53 35 43	99 19 23	157 16 29	12 1 8	2 2 2	11 1 3	8 2 3		1 1 1	109 22 38	2 2 1		17 8 12		7 1 4	76 73 76	8 17 6	13 5 7	91 67 65			35 7 16	
Rajneesh PD	off arr clr																															
Rajneeshpuram PD	off arr clr											1 1																				
The Dalles PD	off arr clr			7 4 4	26 11 13	3 2	7 3 2	4	22 15 16	168 101 126	192 34 30	538 165 151	48 22 15	4 2 1	17 11 7	22 2 4			208 52 48	5 5 5		7 5 4		3 2	65 61 65	31 48 30	95 34 48	72 53 54	10 10		53 14 27	
State Police	off arr clr			1 6 4	6 1 1				7 6 4	12 10 11	16 4 7	23 12 9	8 5 4	4 1 1	17 11 7	22 2 1	3		11 6 8			78 49 74		2 1 1	277 273 277	43 13 43	4 4 4	12 4 8				
O.L.C.C.	off arr clr																										2 3 2					
WASCO COUNTY TOTAL	off arr clr			10 6 6	40 15 18	5 2	8 5 2	4	36 24 24	233 146 180	307 57 60	719 193 190	68 28 27	10 2 4	30 13 11	33 4 8			328 80 94	7 7 6		102 62 90		12 2 7	418 407 418	84 81 81	112 43 59	175 124 127	10 10		88 21 43	
WHEELER CO. SO	off arr clr				2				1 1 2	2 1 2	9 3 1	9 1 1	1 1 1						9 1 1					1 4 4	4 7 5	10 7 5	1 1 1	3 1 1			4 3 3	
State Police	off arr clr				3						1 1 8	9 1 8			27 27						1 1		2		3 2 3	2 2		1 1 1				
O.L.C.C.	off arr clr																										1 1 1					
WHEELER COUNTY TOTAL	off arr clr				5				1 1 1	2 1 2	10 3 1	18 2 9	1 1 1		27 27				9 1 1				2		1 6 7	7 10 6	1 1 1	4 1 1			4 1 3	

NUMBER OF POLICE OFFICERS	TOTAL NUMBER LAW ENF STAFF	NUMBER OF OFFICERS ASSAULTED	AGENCY	POPULATION	CRIMES	CRIMES	BEHAVIORAL CRIMES	CRIME TOTAL	INDEX CRIME TOTAL	PERCENT	FDR CRIMES AGAINST PERSONS	FOR CRIMES AGAINST PROPERTY	ARRESTS FOR BEHAVIORAL CRIMES	ARREST TOTAL	
					AGAINST PERSON	AGAINST PROPERTY				INDEX CRIMES CLEARED					
85	109	135	3	WASHINGTON CO SD	151,710	824	6,360	1,754	8,938	5,446	21.0	368	1,162	935	2,465
86	107	138	7		152,510	764	6,193	1,825	8,782	5,275	23.1	352	1,259	1,008	2,619
85				Banks PD	495	1	19	2	22	17				2	2
86					500		33	1	34	25	61.5		11		11
85	47	59	1	Beaverton PD	33,950	279	2,591	936	3,806	2,196	20.2	112	618	875	1,605
86	52	61	2		35,025	338	2,991	1,084	4,413	2,440	20.6	100	592	785	1,477
85	9	11	1	Cornelius PD	5,050	64	409	240	713	372	44.4	29	150	160	339
86	9	10			5,075	52	304	207	643	346	37.3	30	128	175	333
85	17	23	8	Forest Grove PD	11,750	154	942	362	1,458	747	26.6	84	173	228	485
86	17	23			11,930	139	1,018	266	1,423	783	21.8	66	173	163	402
85	1	1		Gaston PD	560	4	22	4	30	18	27.8	5	8	7	20
86	1	1	1		555	1	11	6	18	9	11.1	2	10	6	18
85	39	47	7	Hillsboro PD	30,270	380	1,960	862	3,202	1,701	17.3	254	329	613	1,196
86	39	45	4		30,520	430	1,969	1,274	3,673	1,644	21.8	314	480	1,057	1,851
85				King City PD		No department until 7-1-86			0						0
86	1	1			1,965	4	15	2	21	13	7.7	1	1		2
85	2	2		North Plains PD	930	15	42	29	86	33	21.2	7	8	15	30
86	1	1			950	5	42	12	59	21	14.3	2	8	13	23
85	5	5	4	Sherwood PD	2,685	37	151	161	349	123	22.0	17	46	119	182
86	5	5			2,880	42	186	174	402	143	25.9	30	61	142	233
85	24	31	4	Tigard PD	20,250	226	1,556	527	2,309	1,287	27.0	70	312	413	795
86	28	35	3		20,765	220	1,703	439	2,362	1,385	27.7	83	315	339	737
85				Tualatin PD	10,350	96	867	217	1,180	682	23.2	44	138	131	313
86	12	13			10,625	70	894	206	1,170	735		35	158	182	375
85	38	41	2	State Police		452	427	577	1,456	299	36.5	55	53	555	663
86	38	41	9			212	692	505	1,409	264	35.3	48	99	488	635
85				O.L.C.C.				24	24					2	2
86								15	15					8	8
85	291	355	30	WASHINGTON COUNTY	268,000	2,532	15,346	5,695	23,573	12,921	22.4	1,045	2,997	4,055	8,097
86	310	374	26	TOTAL	273,300	2,277	16,131	6,016	24,424	13,083	23.4	1,063	3,295	4,366	8,724
Δ						-10.1	5.1	5.6	3.6	1.3		1.7	9.9	7.7	7.7

AGENCY	1986	CRIMES AGAINST PERSONS										CRIMES AGAINST PROPERTY								BEHAVIORAL CRIMES											
		MURDER*	NEG. HOMICIDE	FORCIBLE RAPE*	OTHER SEX CRIMES	KIDNAPING	EXTORTION	ROBBERY*	PURSE-SNATCH*	AGGRAVATED ASSAULT*	SINGLE ASSAULT	BURGLARY*	LARCENY*	MOTOR VEHICLE THEFT*	ARSON*	FORGERY & COUNTERFEIT	FRAUD	EMBEZZLEMENT	STOLEN PROPERTY	VANDALISM	WEAPON LAWS	PROSTITUTION	DRUG LAWS	GAMBLING	FAMILY OFFENSES	D. U. I. I.	LIQUOR LAWS	DISORDERLY CONDUCT	ALL OTHER (Except Traffic)	CURFEW	RUNAWAY JUVENILE
WASHINGTON CO. SO	off arr clr	5 2 5		38 12 8	157 43 56	17 5 9		77 26 20	29 17 19	29 247 256	412 247 256	1839 194 254	2930 881 804	304 51 97	24 14 8	60 19 27	67 11 29	2 1 1	966 87 126	12 11 10		63 69 53	3 3 1	22 6 9	365 359 365	159 337 149	269 18 34	490 127 135	36 22 36	406 56 251	
Banks PD	off arr clr											3 22 11 8							8								1				
Beaverton PD	off arr clr			8 3	90 21 23	8 1 2	1 61 15	9 6 1	6 3 1	155 57 64	545 42 74	1671 410 389	130 17 23	10 86 44	72 23 18	1 6 1	7 6 7	469 54 67	22 11 19	5 3 4	171 187 128			28 4 4	284 275 284	89 104 78	179 47 84	174 66 71	22 12 22	110 76 87	
Cornelius PD	off arr clr			12 3 3		1 1	3 4 2	5 7 8	12 7 8	19 16 13	76 9 11	237 105 103	13 5 5		8 3 6	18 3 7	2 3 3	30 3 3	2 2 2		4 13 4				86 86 86	46 50 46	9 3 4	27 13 15	5 4 5	28 4 15	
Forest Grove PD	off arr clr	1 1 1		3 1 5	35 5 5	1 1	7 5 4	6 19 14	19 12 14	67 43 49	193 52 46	524 70 97	26 6 6	4 2 2	15 4 6	30 5 15	1 5 1	225 34 29	5 6 5		5 4 5			4 2 2	31 29 31	39 36 38	73 24 23	49 46 35	11 9 11	49 7 40	
Gaston PD	off arr clr						1 1	1 1	1 1	1 1	5 2 1	3 3 1		1 1				2 5 1		2					3 3 3	1 1	1 2				
Hillsboro PD	off arr clr	1 1 1		15 7 5	57 26 27	6 1	24 8 9	29 8 2	8 3 3	290 270 242	451 71 52	1021 311 259	82 24 25	13 3 2	37 10 8	43 3 5	1 1 1	321 58 49	37 23 35		75 66 72			11 3 7	261 255 261	252 370 251	248 106 125	179 126 135	82 55 82	129 53 69	
King City PD	off arr clr						2 2			2 1 1	6 4 1	4 1 1				1 1		2 1 2										2			
North Plains PD	off arr clr			2 1 1					1 1 2	2 1 2	7 1 1	11 1 1	2 4 1		4 4			18 2 2							5 5 5	1 2 1	3 4 3				3 2
Sherwood PD	off arr clr			6 1 3			2 3 2	2 1 1	1 1 1	31 25 21	50 14 8	73 22 22	14 6 4	1 1 1	4 1 2	3 1 2	1 7 1	40 10 12			4 3 3				81 78 81	27 30 26	14 10 11	18 7 8	14 9 14	16 5 7	
Tigard PD	off arr clr	1 1 1		9 2 4	41 6 14	4 1	23 8 5	19 9 1	15 9 9	107 57 74	352 46 94	877 193 238	77 17 29	12 3 2	33 11 18	48 5 16		2 2 2	302 37 65	5 6 5	2 22 21			9 1 2	62 60 62	52 79 49	27 4 17	129 88 62	69 43 69	62 29 52	
Tualatin PD	off arr clr			4 1 3	14 1 3	1 1	10 9 4	3 1 1	2 1 1	36 24 22	232 28 43	442 102 87	41 4 10	1 3 4	18 3 4	18 1 4	2 1	140 20 19	2 2		4 7 3			3 2	80 80 80	24 57 22	24 9 9	36 20 18	2 1 2	33 6 20	
State Police	off arr clr	4 2 8	1	16 2 9	138 19 74	1 1 1	7 1 4		20 5 11	26 17 21	44 13 6	121 53 58	39 5 10	13 3 2	293 8 153	153 6		1 11 12	28 11 4	4 2 4	34 41 23			4 16 3	430 421 430	3 13 2	7 2 6	13 7 12		10 2 10	
O.L.C.C.	off arr clr																									15 8 15					
WASHINGTON COUNTY	off arr clr	12 6 8	1	93 26 27	552 126 209	38 6 13	3 1	216 81 65	102 59 5	113 758 766	1148 472 590	3803 2163 2067	729 139 210	79 25 16	558 99 271	453 58 143	9 1 1	13 17 12	2551 321 385	87 63 80	7 3 4	382 421 312	3 3 1	81 16 29	1688 1651 1688	707 1087 677	852 223 314	1122 504 496	241 155 241	846 240 551	

6-47

* Indicates Index Crime

6-48

NUMBER OF POLICE OFFICERS	TOTAL NUMBER OF LAW ENF STAFF	NUMBER OF OFFICERS ASSAULTED	AGENCY	POPULATION	CRIMES AGAINST PERSON	CRIMES AGAINST PROPERTY	BEHAVIORAL CRIMES	CRIME TOTAL	INDEX CRIME TOTAL	PERCENT INDEX CRIMES CLEARED	FOR CRIMES AGAINST PERSONS	FOR CRIMES AGAINST PROPERTY	ARRESTS FOR BEHAVIORAL CRIMES	ARREST TOTAL	
85	25	30	YAMHILL CO SO	21,050	129	1,016	1,005	2,150	790	23.0	67	137	263	467	
86	28	35		20,415	144	860	1,016	2,020	629	29.7	59	121	294	474	
85	3	3	Amity PD	1,040	2	24	50	76	16	31.3	3	32	72	107	
86	3	3		1,050	1	9	7	17	9	100.0	5	9	16	30	
85	1	1	Carlton PD	1,270	5	36	2	43	29	27.6	2	9	1	12	
86	1	1		1,270	1	14	1	16	13	0.0	1		2	3	
85	2	2	Dayton PD	1,390	13	75	57	145	58	27.6	12	17	43	72	
86	1	1		1	1,425	6	66	45	117	44	18.2	4	10	33	47
85	2	4	Dundee PD	1,380	8	79	74	161	52	38.5	5	37	53	95	
86	2	2		1,410	16	77	124	217	40	42.5	9	25	59	93	
85	20	25	McHinnville PD	15,175	221	1,450	1,403	3,074	1,026	41.1	82	276	546	904	
86	20	25		2	15,460	176	1,537	1,310	3,023	1,121	43.2	85	327	475	887
85	18	27	Newberg PD	11,440	77	695	295	1,067	571	26.6	37	177	247	461	
86	18	27		11,200	68	670	300	1,038	535	30.1	29	128	201	358	
85	3	3	Sheridan PD	2,420	42	245	81	368	134	26.9	22	23	30	75	
86	3	3		1	2,435	34	243	135	412	173	13.9	15	25	33	73
85	3	4	Willamina PD	1,785	7	123	37	167	87	13.8	12	25	41	78	
86	3	4		1	1,780	11	94	34	139	71	22.5	9	27	41	77
85	1	1	Yamhill PD	650	3	6		9	4	75.0	3	5		8	
86	1	1		655		5		5	5	20.0		1	2	3	
85	19	20	State Police		66	44	167	277	36	30.6	10	9	100	119	
86	19	20		2		26	29	121	176	34	32.4	6	6	126	138
85			O.L.C.C.				6	6					1	1	
86				6			6	6						3	3
85	97	120	YAMHILL COUNTY	57,600	573	3,793	3,177	7,543	2,803	30.9	255	797	1,397	2,399	
86	99	122		6	57,100	483	3,604	3,099	7,186	2,674	34.3	222	679	1,285	2,186
Σ					-15.7	-5.0	-2.5	-4.7	-4.6		-12.9	-9.1	-8.0	-8.9	
85	4,267	5,612	816	STATE OF OREGON	2,675,800	44,691	220,712	95,735	361,138	184,658	20.5	17,777	37,970	61,630	117,377
86	4,249	5,634	790	TOTALS	2,659,500	46,743	232,278	101,484	380,505	193,933	20.4	18,891	39,943	62,424	121,258
Σ						4.6	5.2	6.0	5.4	5.0	6.3	5.2	1.3	3.3	
85	843	997	100	State Police		4,442	9,273	11,771	25,486	7,006	36.5	1,142	1,944	9,912	12,998
86	814	956	125	Totals		4,173	9,308	12,280	25,761	6,619	36.3	1,214	1,969	10,350	13,533
Σ						-6.1	0.4	4.3	1.1	-5.5	6.3	1.3	4.4	4.1	
85	42	60		D.L.C.C.			5	479	484			2	467	469	
86	43	53		Totals				336	336				206	206	
Σ							-100.0	-29.9	-30.6			-100.0	-55.9	-56.1	

AGENCY	1986	CRIMES AGAINST PERSONS										CRIMES AGAINST PROPERTY										BEHAVIORAL CRIMES									
		MURDER*	NEG. HOMICIDE	FORCIBLE RAPE*	OTHER SEX CRIMES	KIDNAPING	EXTORTION	ROBBERY*	PURSE-SNATCH*	AGGRAVATED ASSAULT*	SIMPLE ASSAULT	BURGLARY*	LARCENY*	MOTOR VEHICLE THEFT*	ARSON*	FORGERY & COUNTERFEIT	FRAUD	EMBEZZLEMENT	STOLEN PROPERTY	VANDALISM	WEAPON LAWS	PROSTITUTION	DRUG LAWS	GAMBLING	FAMILY OFFENSES	D.U.I.I.	LIQUOR LAWS	DISORDERLY CONDUCT	ALL OTHER (Except Traffic)	CURFEW	RUNAWAY JUVENILE
YAMHILL CO. SO	off			1	40	2		3	40	58	205	340	39	1	4	76		1	194	5		53		13	164	43	112	509	2	115	
	arr				4		1	1	1	53	34	39	21	1	1	5		3	17	3		26			160	58	3	22	22		
	clr			1	19	1			33	46	47	82	23	1	2	48		1	93	4		34		5	164	38	67	389	2	73	
Amity PD	off								1																						
	arr				1				2	2	3	3	1						2			11									
	clr								1		1	7							1												
Carlton PD	off							1			2	9	1						2												
	arr																														
	clr																														
Dayton PD	off				1				4	1	22	16	2		1	2			23		1	2			6	1	1	29	3	2	
	arr								2	2	6	2	1			1									6	7	3	5	3	1	
	clr								2	2	4	1	1												6	7	3	5	3	1	
Dundee PD	off				7	1		1	1	6	14	24				14			25					1	36		7	72	2		
	arr				2			2	1	4	9	11							5						36	8	3	6	2	3	
	clr				2			1	1	5	6	9				7			5			6			36		6	68	2		
McMinnville PD	off	2		8	33	1		6	7	119	246	787	60	5	16	79		3	341	5		47		37	125	176	299	405	131	85	
	arr	1		3	8			4	69	63	209	7	1	8	10		5	24	2		30				120	191	8	38	62	24	
	clr	2		2	23	1		2	5	96	90	331	51	1	11	47		3	168	4		43		24	125	173	249	387	127	81	
Newberg PD	off			3	14	3		4	2	19	23	123	349	29	6	9		2	131	5		75		8	93	22	17	46	19	15	
	arr				1			1	3	24	15	89	6	1	2		1	14	2		24				87	29	13	25	8	13	
	clr							1	13	17	31	106	8	1	1		1	38	5		41		3		93	16	16	-28	17	12	
Sheridan PD	off				2			1	4	27	57	97	10	4	6	22			47					4	5	3	40	70		13	
	arr							1	1	14	4	11	2						8						5	3	1	16		8	
	clr				1			1	2	17	5	13	3		1	8			14				2		5	2	14	45		6	
Willamina PD	off				4			1	6	28	36	6			2	5	1		16						20	1	1	4	4	4	
	arr				2				7	10	6	1			2				8			3			20	5	1	6	4	3	
	clr				2				5	8	5	3			2	1			5						20	1	1	2	4	4	
Yamhill PD	off									3	2																				
	arr									1																					
	clr									1																					
State Police	off			11	9				2	4	7	8	5	1	1	6			1			10				101		3	7		
	arr				2				1	3	2	2			1							6				99	14	1	6		
	clr			4	4				1	4	1	3	2			5						8				101		2	5		
O.L.C.C.	off																									6					
	arr																									3					
	clr																									6					
YAMHILL COUNTY TOTAL	off	2		23	110	7		14	5	78	244	708	1675	152	17	39	225	1	6	781	15	1	193		63	553	253	481	1144	162	234
	arr	1		3	20			8		11	179	147	372	39	3	12	18		10	78	8		107		1	534	318	34	129	80	74
	clr	2		7	51	3		4	2	58	190	194	557	91	3	17	117		5	324	13		132		34	553	237	356	926	156	177
STATE TOTALS	off	175	5	1377	7780	549	83	5608	941	7699	22528	53223	111976	11515	1419	7531	10637	320	501	35156	2537	1191	10003	45	1722	22415	9991	10340	28077	3826	11333
	arr	161	12	417	1393	89	9	1298		1553	13959	5937	23874	2285	280	1354	1191	25	579	4418	1671	1229	7073	26	209	21486	11406	2828	10631	2443	3422
	clr	117	3	576	3411	231	28	1279	81	3971	14373	6386	24437	2491	309	2899	4100	113	398	6801	2403	1146	8034	19	681	22415	9156	5306	16190	3802	8740
State Police Total	off	22	1	347	2247	53	9	102	1	474	917	1985	2855	667	166	1276	1509		88	762	249	13	2261		80	7171	925	219	948	79	335
	arr	23	7	51	172	14		27		215	705	406	782	172	39	121	85		72	292	164	1	1572		7	6995	850	138	406	73	144
	clr	10	1	180	1394	32	2	42	1	326	719	477	1092	232	47	60	609		74	366	231	7	1740		44	7171	908	164	757	79	256
O.L.C.C. Total	off																										335				
	arr																										206				
	clr																										335				

* Indicates Index Crime

This page is blank

STATE and COUNTY CRIME DISTRIBUTION BY
INCORPORATED and UNINCORPORATED JURISDICTIONS

- INCORPORATED** Reporting by incorporated municipalities, OLCC, and the Oregon State University in Benton County. Incorporated is intended to represent "Urban".
- UNINCORPORATED** Reporting by the 36 Sheriffs' Departments, the Oregon State Police, and the Umatilla Tribal Police in Umatilla County. Unincorporated is intended to represent suburban & rural.
- POPULATIONS** Are as furnished by Portland State University, Population Research Center, for each reporting city which is then subtracted from the county total to provide the population segment being reported by the sheriffs and State Police.

The reader should also be aware that there are some incorporated locations which have contracts with the sheriffs' departments for law enforcement services and, with few exceptions, the crime counts for these particular incorporated locations are included with the "unincorporated".

6-5

	Unincorptd Population	Incorptd Population	CRIMES AGAINST PERSONS			CRIMES AGAINST PROPERTY			BEHAVIORAL CRIMES			CRIME TOTAL			(INDEX CRIMES)		
			Unincorptd	Incorptd	TOTAL	Unincorptd	Incorptd	TOTAL	Unincorptd	Incorptd	TOTAL	Unincorptd	Incorptd	TOTAL	Unincorptd	Incorptd	TOTAL
BAKER	6,450	9,050	35	87	122	220	1,058	1,278	170	242	412	425	1,387	1,812	128	599	727
BENTON	22,235	43,865	109	438	547	645	3,956	4,601	642	1,661	2,303	1,396	6,055	7,451	470	3,024	3,494
CLACKAMAS	152,845	95,355	2,162	994	3,156	10,692	6,983	17,675	2,525	2,890	5,415	15,379	10,867	26,246	9,123	5,419	14,542
CLATSOP	12,145	20,755	110	364	474	367	2,080	2,447	231	1,194	1,425	708	3,638	4,346	276	1,465	1,741
COLUMBIA	20,085	16,015	257	192	451	646	1,047	1,693	405	780	1,185	1,310	2,019	3,329	497	640	1,137
COOS	24,655	32,845	371	697	1,068	1,200	3,394	4,594	1,388	1,523	2,911	2,959	5,614	8,573	922	2,390	3,312
CROOK	8,045	5,455	76	63	139	289	492	781	217	450	667	582	1,005	1,587	215	287	502
CURRY	11,815	5,085	95	68	163	463	480	943	307	219	526	865	767	1,632	375	342	717
DESCHUTES	39,270	26,130	377	440	817	1,972	3,110	5,082	773	1,258	2,031	3,122	4,808	7,930	1,473	2,248	3,721
DOUGLAS	58,670	34,030	636	635	1,271	2,420	3,755	6,175	2,232	1,486	3,718	5,288	5,876	11,164	1,728	2,521	4,249
GILLIAM	1,375	425	6		6	32	10	42	40	1	41	78	11	89	21	5	26
GRANT	4,370	3,290	44	44	88	108	191	299	111	106	217	263	341	604	102	116	218
HARNEY	2,955	4,145	6	37	43	46	157	203	34	107	141	86	301	387	36	135	171
HOOD RIVER	11,680	4,520	99	42	141	465	377	842	266	237	503	830	656	1,486	371	311	682
JACKSON	58,460	79,940	781	1,292	2,073	2,583	7,804	10,387	2,220	4,950	7,170	5,584	14,046	19,630	1,900	5,720	7,620
JEFFERSON	9,145	2,855	77	87	164	384	522	906	489	370	859	950	979	1,929	287	298	585
JOSEPHINE	45,160	16,290	548	469	1,017	2,364	2,895	5,259	2,516	1,982	4,498	5,428	5,346	10,774	1,676	2,093	3,769
KLAMATH	38,225	79,925	575	560	1,135	1,986	2,754	4,740	1,464	1,634	3,098	4,025	4,948	8,973	1,683	2,040	3,723
LAKE	4,515	2,785	17	17	34	90	57	147	72	42	114	179	116	295	78	52	130
LANE	95,610	166,040	605	2,628	3,233	2,833	17,587	20,420	1,923	5,154	7,077	5,361	25,369	30,730	2,267	14,388	16,655
LINCOLN	17,775	19,125	160	414	574	689	2,262	2,951	578	1,237	1,815	1,427	3,913	5,340	566	1,322	1,888
LINN	41,170	44,880	602	981	1,583	2,381	5,064	7,445	2,333	2,382	4,715	5,316	8,427	13,743	1,917	3,854	5,771
MALHEUR	12,180	14,020	54	198	252	441	1,297	1,738	314	612	926	809	2,107	2,916	333	1,034	1,367
MARION	73,660	135,540	1,189	2,506	3,695	4,212	15,203	19,415	2,954	9,285	12,239	8,355	26,996	35,349	3,483	12,169	15,652
NORROW	3,900	3,900	35	33	68	257	261	518	74	105	179	366	399	765	226	143	369
MULTNOMAH	83,390	482,810	1,706	17,531	19,237	7,974	72,546	80,520	1,891	19,068	20,959	11,571	109,145	120,716	7,173	69,978	77,151
POLK	15,940	29,660	216	387	603	481	2,434	2,915	530	1,436	1,966	1,227	4,257	5,484	394	1,814	2,208
SHERMAN	2,100		20		20	47		47	51		51	118	0	118	30		30
TILLAMOOK	15,215	6,085	308	77	385	805	331	1,136	765	229	994	1,878	637	2,515	513	255	768
UMATILLA	20,710	37,990	285	509	794	786	3,599	4,385	687	1,810	2,497	1,758	5,918	7,676	638	2,388	3,026
UNION	7,890	15,110	108	147	255	199	917	1,116	226	322	548	533	1,386	1,919	163	683	846
WALLOWA	5,185	2,015	24	5	29	200	82	282	83	49	132	307	136	443	143	44	187
WASCO	10,970	10,630	99	259	358	466	1,030	1,496	665	343	1,008	1,230	1,612	2,842	339	823	1,162
WASHINGTON	152,510	120,790	976	1,301	2,277	6,885	9,246	16,131	2,330	3,686	6,016	10,191	14,233	24,424	5,558	7,525	13,083
WHEELER	1,500		8		8	65		65	29		29	102	0	102	30		30
YAMHILL	20,415	36,685	170	313	483	889	2,715	3,604	1,137	1,962	3,099	2,196	4,990	7,186	663	2,011	2,674
TOTAL	1,112,220	1,608,040	12,948	33,795	46,743	56,582	175,696	232,278	32,672	68,812	101,484	102,202	278,305	380,505	45,797	148,136	193,933

COUNTY CRIME DISTRIBUTION BY
INCORPORATED AND UNINCORPORATED JURISDICTIONS - 1986

SECTION 7
APPENDICES

APPENDIX A

ABBREVIATED CRIME REPORTING DEFINITIONS

CRIMES AGAINST PERSONS

Criminal offenses where the victim is present and the act is violent, threatening or has the potential of being physically harmful.

WILLFUL MURDER and NON NEGLIGENT MANSLAUGHTER - The willful (non-negligent) killing of one human being by another.

NEGLIGENT HOMICIDE - The killing of another person through gross negligence.

Offenses - Do not include motor vehicle traffic death.

Arrests - Include persons arrested for motor vehicle traffic death.

FORCIBLE RAPE - The carnal knowledge of a female, forcibly and against her will.

OTHER SEX CRIMES - Covers offenses such as Statutory Rape, Molest, Indecent Exposure, Sodomy and other offenses against common decency, morals and like. (Does not include Forcible Rape, Prostitution and Commercialized Vice).

KIDNAPPING - The substantial interference with another person's liberty without consent or legal authority.

EXTORTION - The use of fear of death, injury, property loss, reputation, etc. to induce or compel another to deliver property or perform some act or omission.

ROBBERY - The taking or attempting to take anything of value from the care, custody or control of a person or persons by force or threat of force or violence or by putting the victim in fear.

PURSE-SNATCH - To snatch a purse from the physical control of another. (If force is directed or used against the victim the matter becomes a robbery).

AGGRAVATED ASSAULT - An unlawful attack by one person upon another for the purpose of inflicting severe or aggravated bodily injury. Although actual injury is not a requirement, this type of assault usually is accompanied by the use of a weapon or by means likely to produce death or great bodily harm.

SIMPLE ASSAULT - Assaults which are limited to the use of physical force and result in little or no injury to the victim.

CRIMES AGAINST PROPERTY

Offenses that involve taking something of value by theft or deception, or the destruction of property.

BURGLARY - The unlawful entry of a structure or dwelling with intent to commit a felony or a theft.

LARCENY - The unlawful taking, carrying, leading, or riding away of property from the possession or constructive possession of another.

MOTOR VEHICLE THEFT - The theft or attempted theft of a motor vehicle.

ARSON - Any willful or malicious burning or attempt to burn, with or without intent to defraud, a dwelling house, public building, motor vehicle, or aircraft, personal property of another, etc.

FORGERY - Forgery and counterfeiting are treated as allied offenses. In this classification are placed all offenses dealing with the making, altering, uttering or possessing, with intent to defraud, anything false in the semblance of that which is true.

FRAUD - Fraudulent conversion and obtaining money or property by false pretenses.

EMBEZZLEMENT - Misappropriation or misapplication of money or property entrusted to one's care, custody or control.

STOLEN PROPERTY OFFENSES - Included in this classification are all offenses of buying, receiving and possessing stolen property, as well as all attempts to commit any of these offenses.

VANDALISM - Consists of the willful or malicious destruction, injury, disfigurement or defacement of any public or private property.

BEHAVIORAL CRIMES

Criminal offenses that violate laws relating to personal conduct, responsibility and public order. Although not necessarily violent or property offenses in themselves, they may often contribute to other criminal acts.

WEAPONS REGULATION LAWS - Carrying, Possessing, etc.

PROSTITUTION - Included in this classification are the sex offenses of a commercialized nature.

DRUG LAWS - Included are all violations of state and local laws, specifically those relating to the unlawful possession, sale, use, growing, manufacturing, and making of narcotic drugs.

GAMBLING - All offenses which relate to promoting, permitting, or engaging in gambling are included in this category.

CRIMES AGAINST FAMILY - Included here are offenses such as abandonment, neglect of children, custodial interference and non-support. (Physical abuse would be reported as an assault).

LIQUOR LAWS - With the exception of Driving Under the Influence all liquor law violations, state or local, are placed in this classification.

DISORDERLY CONDUCT - In this classification are placed all offenses of committing a breach of the peace.

ALL OTHER OFFENSES - Except Traffic - Included are every other state or local offense, not already listed.

JUVENILE CURFEW VIOLATIONS - Local curfew or juvenile loitering ordinances where such laws exist.

RUNAWAY JUVENILES - Runaway juveniles when reported by their parents or guardians.

APPENDIX B

STATISTICAL METHODS

CALCULATION OF CRIME RATES

Quite often it is desired to compare the volume of crime occurrence, either totally or by individual offense, over a period of time for a selected group of agencies or jurisdictions. The geographical area being studied will undoubtedly consist of law enforcement agencies of various strengths and serving widely varying sizes of population. An agency equalizing factor must be developed, or in other terms, a common denominator is needed. To arrive at a valid comparison, the concept of rate is utilized.

The crime rate is defined as the number of offenses occurring per 100,000 population over a period of one year. The common denominator for any community, county, district or state is obtained by dividing the population represented by 100,000. Once this denominator is determined, it becomes a constant until such time as the population of the community, county, district or state changes appreciably. The crime rate can be calculated then by dividing the number of offenses by the denominator.

- a. Population divided by 100,000 = common denominator
- b. Number of offenses divided by common denominator = crime rate

EXAMPLE:

Agency A serves a population of 50,000 and experienced a total of 2,500 Index offenses in 1986.

INDEX CRIME RATE:

- 50,000 divided by 100,000 = 0.50 (common denominator)
- 2,500 offenses divided by the 0.50 = 5,000 (crime rate)

Therefore, the Index crime rate for Agency A in 1986 was 5000.0 per 100,000 population.

EXAMPLE:

Agency B serves a population of 128,750 and experienced a total of 13,500 Robbery offenses in 1986.

ROBBERY RATE:

- a. 128,750 divided by 100,000 = 1.2875 (common denominator)
- b. 13,500 Robbery offenses divided by 1.2875 = 10485.4

The Robbery rate for Agency B in 1986 was 10485.4 offenses per 100,000 population.