

112071

Genesee Justice

1987 - 88 ANNUAL REPORT

**COMMUNITY SERVICE/VICTIM ASSISTANCE
PROGRAM**

GENESEE COUNTY SHERIFF'S DEPARTMENT

U.S. Department of Justice
National Institute of Justice

112071

This document has been reproduced exactly as received from the person or organization originating it. Points of view or opinions stated in this document are those of the authors and do not necessarily represent the official position or policies of the National Institute of Justice.

Permission to reproduce this copyrighted material has been granted by

Genesee County Sheriff's
Department

to the National Criminal Justice Reference Service (NCJRS).

Further reproduction outside of the NCJRS system requires permission of the copyright owner.

Instruments of Law, Order, and Peace

C
O
M
M
U
N
I
T
Y

S
E
R
V
I
C
E

Genesee County Sheriff's Department County Building 1, Batavia, New York 14020
Community Service/Victim Assistance Program Phone 716-344-2550

TO: All Those Interested In Improving
Our Criminal and Victim Justice System

FROM: Dennis J. Wittman, Coordinator
Community Service/Victim Assistance Program

SUBJECT: 1987/88 Genesee Justice Annual Report

DATE: April, 1988

If You Please:

In 1981, Genesee County started a search for a more genuine sense of justice in our community. Then and today, we have matched justice with fairness for victims, offenders and our communities.

The question many ask is: "What is Genesee Justice?" Initially, we designed a Community Service/Restitution Program as an alternative to incarceration. Today the numerous innovative criminal and victim justice initiatives contained herein speak for fairness and justice.

Our promise is a deeply caring commitment founded on a spirit of sincerity and sound justice strategies. Balanced justice for victims, offenders and our communities - that is our commitment.

Genesee Justice has begun to take the commitment out of incarceration and put the commitment into victim assistance. The challenge of Genesee Justice and Justice Systems everywhere is to develop new alternative and affordable justice initiatives.

Genesee Justice is a challenge to build better tomorrows in our changing Justice System by making the best effort today. Genesee Justice is:

- (1) Research and Development
- (2) Adult Community Service
- (3) Intensive Victim Assistance
- (4) Victim Directed Sentencing
- (5) Victim/Offender Reconciliation Conferences
- (6) Pre-Sentence Conferences (Victim Oriented)
- (7) Affirmative Agreements
- (8) Intensive Felony Diversion
- (9) Second Felony Offender Diversion
- (10) Felony Reparations
- (11) Juvenile Community Service
- (12) Attica Alfa Program
- (13) Uniform Cemetery & School Vandalism Sentencing Guidelines

"Justice Begins with Victim Assistance"

"Community Service Begins with Community Involvement"

V
I
C
T
I
M

A
S
S
I
S
T
A
N
C
E

Since the inception of our Community Service/Victim Assistance Program, we have been blest with a media who believes in our mission. Their coverage has been timely and informative. By the printed word, radio and television, they carried our message far beyond the boundaries of Genesee County. Throughout New York, many other states, and even six countries, their help has brought hope to victims and offenders...and a more balanced Justice System.

We have been asked to share our programs by making presentations before 254 different civic, judicial, corrections and religious groups. The measure of our message can be seen in the fact that 672 correctional, probation, law enforcement agencies and citizens have requested packets of information to replicate our Community Service and Victim Assistance Programs.

Special Highlights of the Community Service/Victim Assistance Program

1987 was a special year for Genesee County's Community Service/Victim Assistance Programs in several significant respects. They were:

- (1) The successful completion of Community Service continues to run at the 95% level (174 out of 180 offenders; 96.7%).
- (2) The felony conviction Community Service population continues to increase as an alternative to incarceration sanction (52 felonies or 28.9% of the 1987-88 Community Service population).
- (3) The total 1987 Genesee County Jail sentence population (211 straight and weekend sentencing inmates) continues to run under the 1981 year of 235. Our inmate jail population currently is at the upper 30's to lower 40's level (capacity 52).
- (4) Victims of serious or violent crimes, when intensively attended to, continue to recommend well monitored community based sentences for their offenders.
- (5) Continued development of two Victim Service Programs with the Wyoming County Sheriff's Department and Orleans County Sheriff's Department.
- (6) Continued development of a Victim/Offender Reconciliation Program in Monroe County.
- (7) Refined development of the Western New York Coalition for Crime Victims.

- (8) Research and development on a public safety information instrument for the judiciary; development of community based sentencing and youthful offender adjudication sentencing criteria; and development of violent/dangerous behavior indices.
- (9) Continuation as a Board Member of the New York Association for Alternative Sentencing Programs.
- (10) Appointed member of the New York State Crime Victims Board Advisory Council.
- (11) Development of a State Correctional/Community Integration Plan for State inmates from Genesee County.

Conclusion


The integrity of our Genesee Justice Initiatives has been founded on the integrity of our Sheriff and Undersheriff, a County Court Judge, a County District Attorney, a County Manager and County Legislature, who genuinely believe there are far better ways to do justice.

We have matched justice with fairness for both victims and offenders. We have given "our all" and "risked our all" to bring healing and hope to those victims hurting most.


We have reached out in the spirit of reconciliation to offenders, victims and even the legal philosophy of our Justice System.

For 1988, and beyond, we will continue to try our best to bring peace and justice, reconciliation and restoration to those we touch and those who have touched us. I personally express the deepest appreciation to former Sheriff W. Douglas Call and Undersheriff Ronald Hallman for their sensitivity, caring and commitment to the philosophy of Genesee Justice.

Respectfully submitted in the spirit of peace and justice.



Dennis J. Wittman
Coordinator, Community Service Program
Victim Assistance Program



Gary T. Maha
Sheriff, Genesee County

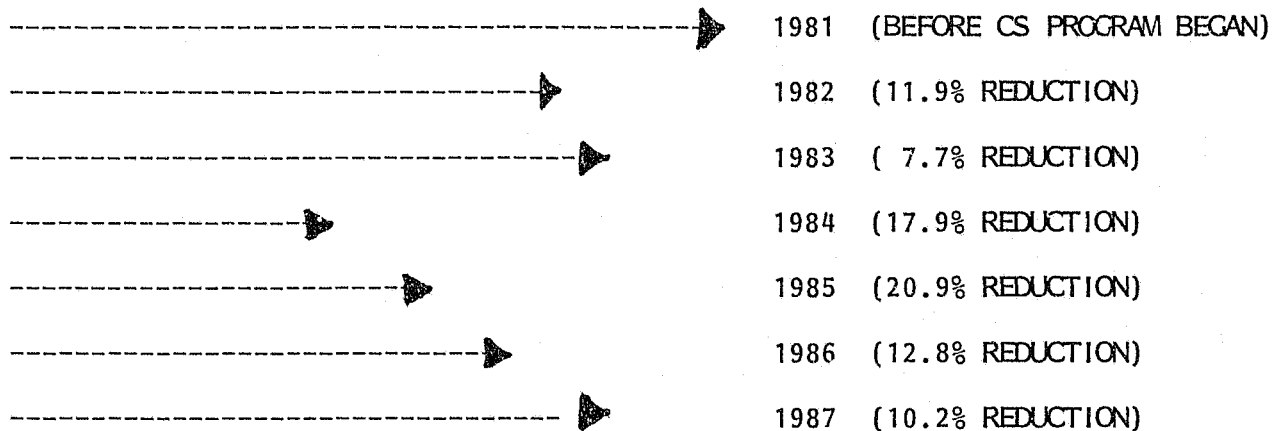
DJW/g

<u>Milestone</u>	<u>12 Months 1987/88</u>	<u>Total To Date</u>
CS Clients	180	1,959
Successful Completion %	96.7% (174/180)	95.9% (1110/1158)
CS Hours	14,277	97,349
Jail Days Saved (6 hours = 1 jail day)	2,379	17,163
Jail Dollar Savings (\$45 = 1 jail day)	83,265	772,335
CS Agency Savings (\$4 per hour)	57,108	389,396
TOTAL Community Savings	140,373	1,161,731
CS Agencies Involved in Program	120	120
Judges Participating	30/30	30/30
Intensive Victim Assistance	43	226
Victim/Offender Reconciliation Conferences	3	37
Bifurcated Jail Sentences to CS	19	64
Victim-Directed Sentencing Cases**	15	64 Adults 2 Juvenile
**Jail/Prison Years & Days Saved as Result of Victim Directed Sentencing	26 years & 120 days	104 years & 70 days

(Year & days computed on
minimum end of a sentence
of incarceration)

GENESEE COUNTY JAIL SENTENCED POPULATIONS (TOTAL)

<u>YEAR</u>	<u>POPULATION</u>	<u>INCREASE OR REDUCTION (NUMBERS & %)</u>
1981	235	YEAR BEFORE CS PROGRAM BEGAN
1982	207	28 INMATE REDUCTION (11.9%)
1983	217	18 INMATE REDUCTION (7.7%)
1984	193	71 INMATE REDUCTION (30.2%)
1985	186	49 INMATE REDUCTION (20.9%)
1986	205	30 INMATE REDUCTION (12.8%)
1987	211	24 INMATE REDUCTION (10.2%)

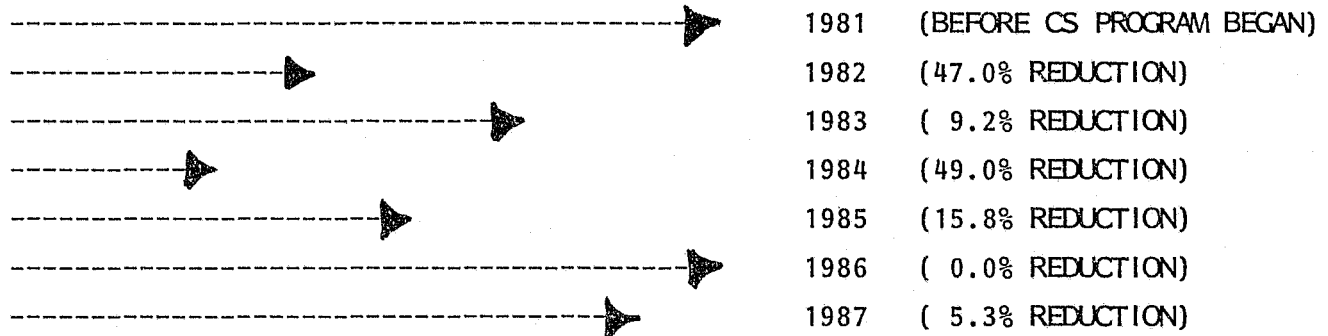


KEY OBSERVATIONS OF THE STRAIGHT SENTENCED JAIL POPULATION:

1. THE PRESENCE OF THE COMMUNITY SERVICE/VICTIM ASSISTANCE PROGRAM HAS STABILIZED AND REDUCED THE NUMBER OF TOTAL SENTENCED OFFENDERS AS WELL AS WEEKEND SENTENCED OFFENDERS AT THE GENESEE COUNTY JAIL.
2. IT SHOULD AGAIN BE STRESSED THAT A NUMBER OF SIGNIFICANT FELONY CASES DEFINITELY HEADED TOWARD A ONE YEAR JAIL SENTENCE OR A DEFINITE STATE CORRECTIONAL FACILITY SENTENCE WERE DIVERTED THROUGH INTENSIVE VICTIM DIRECTED SENTENCING AND VICTIM/OFFENDER SPECIFIC SENTENCING RECOMMENDATIONS.
3. THE MAIN THRUST OF THE NEW YORK STATE DIVISION OF PROBATION AND CORRECTIONAL ALTERNATIVES GRANT AND THE EDNA MCCONNELL CLARK FOUNDATION WAS TO ATTAIN A REDUCTION IN THE NUMBER OF DEFENDANTS SENTENCED TO THE GENESEE COUNTY JAIL (AND STATE PRISON) AS WELL AS REDUCING THE NUMBER OF JAIL DAYS SERVED. THIS OBJECTIVE IS BEING ACCOMPLISHED.
4. A SIGNIFICANT FINDING AT THE GENESEE COUNTY JAIL DURING THE PERIOD FROM LATE 1981 TO THE PRESENT IS THAT NO SUICIDE HAS TAKEN PLACE AT THE GENESEE COUNTY JAIL.

GENESEE COUNTY JAIL SENTENCED POPULATIONS (WEEKEND)

<u>YEAR</u>	<u>POPULATION</u>	<u>INCREASE OR REDUCTION (NUMBERS & %)</u>
1981	57	YEAR BEFORE CS PROGRAM BEGAN
1982	30	27 INMATE REDUCTION (47.0%)
1983	52	5 INMATE REDUCTION (9.2%)
1984	29	28 INMATE REDUCTION (49.0%)
1985	48	9 INMATE REDUCTION (15.8%)
1986	57	0 INMATE REDUCTION (0.0%)
1987	54	3 INMATE REDUCTION (5.3%)

KEY OBSERVATIONS OF THE WEEKEND SENTENCED JAIL POPULATION:

1. THERE WAS A FOUR YEAR TENDENCY (1982 THROUGH 1985) WHICH INDICATED A DOWNWARD TREND ON THE WEEKEND SENTENCED POPULATION AND ITS USAGE BY THE JUDGES IN GENESEE COUNTY. HOWEVER, IN 1986 AND 1987, THE WEEKEND SENTENCED POPULATION HAS EQUALED OR IS SLIGHTLY UNDER THE BASE YEAR OF 1981. I BELIEVE THIS IS DUE TO MORE JUDGES RELYING ON INTERMITTENT SENTENCING RATHER THAN STRAIGHT SENTENCING OF A DEFENDANT TO THE GENESEE COUNTY JAIL. WE NEED TO CLOSELY MONITOR BOTH THE NUMBER OF WEEKEND SENTENCED OFFENDERS AND THE STRAIGHT SENTENCED OFFENDERS TO OUR COUNTY JAIL. IF THE WEEKEND FIGURES GO UP AND THE STRAIGHT SENTENCED OFFENDER FIGURES REMAIN THE SAME, THEN IT INDICATES TO US THAT JUDGES ARE UTILIZING INTERMITTENT SENTENCING PRACTICES MORE FREQUENTLY THAN STRAIGHT SENTENCING PRACTICES. IF BOTH INTERMITTENT AND STRAIGHT OFFENDER POPULATION FIGURES INCREASE, THEN WE CAN ASSUME THAT JUDGES ARE RELYING MORE ON INCARCERATION RATHER THAN ALTERNATIVES. TO DATE, THIS HAS NOT BEEN THE CASE IN GENESEE COUNTY.
2. IN COUNTY COURT, INTERMITTENT SENTENCING IS BEING HELD IN ABEYANCE IF THE DEFENDANT SUCCESSFULLY COMPLETES COMMUNITY SERVICE. OUR COUNTY COURT JUDGE WILL WAIVE THAT PORTION OF HIS INTERMITTENT SENTENCE, THUS WE ARE FURTHER UTILIZING COMMUNITY SERVICE AS A MEANS TO IMPACT ON THE WEEKEND (INTERMITTENT) POPULATION. IT IS CALLED BIFURCATION OF A SENTENCE.

TOTAL NUMBER OF COMMUNITY SERVICE OFFENDERS REFERRED

YEAR	TOTAL	REFERRED FROM COURT	RELEASED FROM JAIL	BIFURCATED SENTENCE
1982	102	89 (87.2%)	13 (12.8%)	
1983	234	216 (92.3%)	18 (7.7%)	
1984	192	175 (91.1%)	17 (8.9%)	
1985	214	189 (88.3%)	25 (11.7%)	
1986	171	147 (86.0%)	24 (14.0%)	
1987	180	148 (82.2%)	32 (17.8%)	

GENESEE COUNTY JAIL SENTENCING TENDENCIES1981 - 1987

<u>YEAR</u>	<u># SENTENCED INMATES</u>	<u>DAYS SERVED</u>				
		<u>0/15</u>	<u>16/30</u>	<u>31/60</u>	<u>61/90</u>	<u>91+</u>
1981	240	135	37	36	14	18
1982	207	110	35	40	5	17
1983	231	118	35	34	15	29
1984	174	100	27	29	9	9
1985	194	85	47	38	18	6
1986	205	133	33	27	4	8
1987	211	98	48	35	14	16

KEY OBSERVATIONS:

- (1) MOST SENTENCED OFFENDERS IN GENESEE COUNTY JAIL ARE SHORT-TERMERS, 30 DAYS AND UNDER.
- (2) TWO POSITIVE TENDENCIES:
 - (a) A CONTINUED REDUCTION FROM THE PRE-ALTERNATIVE YEAR 1981 IN THE 0/15 DAYS GROUP.
 - (b) A CONTINUED REDUCTION FROM THE PRE-ALTERNATIVE YEAR 1981 IN THE 91+ DAYS GROUP.
- (3) ONE NEGATIVE TENDENCY:
 - (a) A SIGNIFICANT INCREASE IN THE 16/30 DAYS GROUP IN 1985 AND 1987.

1985 & 1987 COMMUNITY SERVICE & GENESEE COUNTY JAIL POPULATION COMPARISONS(1) SENTENCING TENDENCIES:

<u>CONVICTION</u>		<u>COMM. SERVICE</u>	<u>SENTENCED INMATES</u>
FELONY	1985	45 (21.0%)	29 (18.6%)
	1987	52 (28.9%)	40 (18.9%)
MISDEMEANOR	1985	95 (44.4%)	71 (38.2%)
	1987	66 (36.7%)	90 (42.7%)
VIOLATION & TRAFFIC INF.	1985	74 (34.6%)	86 (46.2%)
	1987	62 (34.4%)	81 (38.4%)

1985 & 1987 COMMUNITY SERVICE & GENESEE COUNTY JAIL POPULATION COMPARISONS (CONT.)

(2) AGE TENDENCIES:

<u>CATEGORY</u>		<u>COMM. SERVICE</u>		<u>SENT. JAIL ADMISSIONS</u>	
16 - 21	1985	126	(58.9%)	120	(68.6%)
	1987	97	(53.8%)	43	(20.4%)
22 - 29	1985	54	(25.2%)	36	(20.6%)
	1987	43	(23.9%)	112	(53.1%)
30 - 40	1985	29	(13.6%)	16	(9.1%)
	1987	30	(16.7%)	35	(16.6%)
40 +++	1985	5	(2.3%)	3	(1.7%)
	1987	10	(5.6%)	21	(9.9%)

(3) GENDER TENDENCIES:

<u>CATEGORY</u>		<u>COMM. SERVICE</u>		<u>SENT. JAIL ADMISSIONS (SENT.)</u>	
MALE	1985	200	(93.5%)	176	(94.6%)
	1987	153	(85.0%)	201	(95.3%)
FEMALE	1985	14	(6.5%)	10	(5.4%)
	1987	27	(15.0%)	10	(4.7%)

(4) EDUCATIONAL TENDENCIES:

<u>CATEGORY</u>		<u>COMM. SERVICE</u>		<u>TOTAL JAIL ADMISSIONS</u>	
1st-6th GRADE	1985	4	(1.8%)	27	(3.5%)
	1987	3	(1.7%)	23	(2.9%)
7th-12th GRADE	1985	197	(92.1%)	651	(85.0%)
	1987	150	(83.3%)	690	(86.6%)
13 YEARS ++	1985	13	(6.1%)	88	(11.5%)
	1987	27	(15.0%)	84	(10.5%)

(5) ETHNIC TENDENCIES:

<u>CATEGORY</u>		<u>COMM. SERVICE</u>		<u>TOTAL JAIL ADMISSIONS</u>	
CAUCASIAN	1985	202	(94.4%)	661	(86.3%)
	1987	165	(91.7%)	659	(82.7%)
BLACK	1985	8	(3.7%)	98	(12.8%)
	1987	11	(6.1%)	101	(12.7%)
NATIVE AMERICAN	1985	3	(1.4%)	7	(0.9%)
	1987	4	(2.2%)	28	(3.5%)
HISPANIC	1985	1	(0.5%)	0	(0.0%)
	1987	0	(0.0%)	9	(1.1%)

COMPARISON BY TYPES OF OFFENSES

A. COMPARISON IN TYPES OF OFFENSES RESULTING IN COMMUNITY SERVICE SENTENCES VS. SENTENCED OFFENDERS IN THE GENESEE COUNTY JAIL.

<u>OFFENDERS & YEARS</u>	<u>OFFENSES</u>	<u>PERCENTAGES</u>
235 TOTAL JAIL INMATES (1981)	28 FELONY 125 MISD. 82 VIOL. & INFRACTIONS	11.9% 53.3% 34.8%
102 TOTAL COMMUNITY SERVICE OFFENDERS (1982)	12 FELONY 62 MISD. 28 VIOL. & INFRACTIONS	11.8% 60.8% 27.4%
234 TOTAL COMMUNITY SERVICE OFFENDERS (1983)	40 FELONY 133 MISD. 61 VIOL. & INFRACTIONS	17.0% 56.6% 26.4%
192 TOTAL COMMUNITY SERVICE OFFENDERS (1984)	31 FELONY 91 MISD. 70 VIOL. & INFRACTIONS	16.2% 47.4% 36.4%
214 TOTAL COMMUNITY SERVICE OFFENDERS (1985)	45 FELONY 95 MISD. 74 VIOL. & INFRACTIONS	21.0% 44.4% 34.6%
171 TOTAL COMMUNITY SERVICE OFFENDERS (1986)	56 FELONY 66 MISD. 49 VIOL. & INFRACTIONS	32.7% 38.6% 28.7%
180 TOTAL COMMUNITY SERVICE OFFENDERS (1987)	52 FELONY 66 MISD. 62 VIOL. & INFRACTIONS	28.9% 36.7% 34.4%

FELONY OFFENDER TENDENCIES:

-----	1981 JAIL INMATES	11.9%
-----	1982 C.S. OFFENDERS	11.8%
-----	1983 C.S. OFFENDERS	17.0%
-----	1984 C.S. OFFENDERS	16.2%
-----	1985 C.S. OFFENDERS	21.0%
-----	1986 C.S. OFFENDERS	32.7%
-----	1987 C.S. OFFENDERS	28.9%

COMPARISON BY TYPES OF OFFENSES (CONT.)

MISDEMEANOR OFFENDER TENDENCIES:

-----	1981 JAIL INMATES	53.3%
-----	1982 C.S. OFFENDERS	60.8%
-----	1983 C.S. OFFENDERS	56.6%
-----	1984 C.S. OFFENDERS	47.4%
-----	1985 C.S. OFFENDERS	44.4%
-----	1986 C.S. OFFENDERS	38.6%
-----	1987 C.S. OFFENDERS	36.7%

VIOLATION & INFRACTION OFFENDER TENDENCIES:

-----	1981 JAIL INMATES	34.8%
-----	1982 C.S. OFFENDERS	27.4%
-----	1983 C.S. OFFENDERS	26.4%
-----	1984 C.S. OFFENDERS	36.4%
-----	1985 C.S. OFFENDERS	34.6%
-----	1986 C.S. OFFENDERS	28.7%
-----	1987 C.S. OFFENDERS	34.4%

OVERALL, BY TYPES OF OFFENSES (SENTENCED) AS WELL AS OVER THE SIX YEARS OF OPERATION OF THE COMMUNITY SERVICE/VICTIM ASSISTANCE PROGRAM, IT DEFINITELY APPEARS (STATISTICAL EVIDENCE) THAT THOSE OFFENDERS SENTENCED TO COMMUNITY SERVICE PARALLEL (BY OFFENSE) THOSE SENTENCED TO THE GENESEE COUNTY JAIL; HOWEVER, IT APPEARS THAT THE FELONY SENTENCED COMMUNITY SERVICE OFFENDERS ARE INCREASING IN NUMBERS COMPARED TO THOSE SENTENCED FELONY OFFENDERS.

NUMBER OF JAIL DAYS SAVED

USING THE FORMULA OF 6 HOURS = ONE JAIL DAY

1982	7,041 = 1,173.5 JAIL DAYS SAVED
1983	23,752 = 3,958.6 JAIL DAYS SAVED
1984	20,363 = 3,393.8 JAIL DAYS SAVED
1985	17,915 = 2,985.8 JAIL DAYS SAVED
1986	18,703 = 3,117 JAIL DAYS SAVED
1987	14,277 = 2,379 JAIL DAYS SAVED
1982	\$\$\$\$\$\$ TO COUNTY TAXPAYERS = \$35,205
1983	\$\$\$\$\$\$ TO COUNTY TAXPAYERS = \$118,758
1984	\$\$\$\$\$\$ TO COUNTY TAXPAYERS = \$101,790
1985	\$\$\$\$\$\$ TO COUNTY TAXPAYERS = \$104,475
1986	\$\$\$\$\$\$ TO COUNTY TAXPAYERS = \$109,095
1987	\$\$\$\$\$\$ TO COUNTY TAXPAYERS = \$83,265

TOTAL NUMBER OF COMMUNITY SERVICE CLIENTS REFERRED

----- (102) 1982 TOTAL NUMBER OF CLIENTS
 ----- (234) 1983 TOTAL NUMBER OF CLIENTS
 ----- (192) 1984 TOTAL NUMBER OF CLIENTS
 ----- (214) 1985 TOTAL NUMBER OF CLIENTS
 ----- (171) 1986 TOTAL NUMBER OF CLIENTS
 ----- (180) 1987 TOTAL NUMBER OF CLIENTS

SUCCESS VS. PARTIAL FAILURE OF COMMUNITY SERVICE SENTENCES

<u>YEAR</u>	<u>TOTAL</u>	<u>SUCCESSFUL COMP.</u>	<u>PT. FAILURE</u>
1982	102	99 (97%)	3 (3%)
1983	234	220 (94.1%)	14 (5.9%)
1984	192	184 (95.8%)	8 (4.2%)
1985	214	204 (95.3%)	10 (4.7%)
1986	171	163 (95.3%)	8 (4.7%)
1987	180	174 (96.7%)	6 (3.3%)

NOTE: ALL 49 OFFENDERS WHO FAILED IN THE PROGRAM ONLY FAILED BECAUSE THEY DID NOT COMPLETE THEIR ASSIGNMENT NOT BECAUSE THEY STOLE SOMETHING FROM AN AGENCY OR ASSAULTED ANYONE AT THEIR SITES. THE MAJORITY OF THOSE OFFENDERS WHO FAILED TO USE THIS SENTENCING PRIVILEGE RECEIVED A JAIL SENTENCE.

NUMBER OF COMMUNITY SERVICE HOURS PERFORMED

<u>YEAR</u>	<u>TOTAL HOURS</u>
1982	7,041 -----
1983	23,752 -----
1984	20,363 -----
1985	17,915 -----
1986	18,703 -----
1987	14,277 -----

102,051 HOURS OF COMMUNITY SERVICE PERFORMED IN FIRST SIX YEARS OF THE PROGRAM

COMMUNITY SERVICE HOURS BY TYPE OF OFFENSE

<u>YEAR</u>	<u>OFFENSE & # OF HOURS</u>	<u>PERCENTAGE</u>
1982	FELONY 1,649	23.4%
	MISD. 4,453	63.3%
	VIOL. & INFRACTIONS 939	13.3%
1983	FELONY 7,370	31.0%
	MISD. 13,274	55.9%
	VIOL. & INFRACTIONS 3,108	13.1%
1984	FELONY 5,719	28.1%
	MISD. 11,221.5	55.1%
	VIOL. & INFRACTIONS 3,422.5	16.8%
1985	FELONY 6,152	34.3%
	MISD. 9,291	51.9%
	VIOL. & INFRACTIONS 2,472	13.8%
1986	FELONY 8,366	44.7%
	MISD. 8,314	44.5%
	VIOL. & INFRACTIONS 2,023	10.8%
1987	FELONY 7,456	52.2%
	MISD. 4,492	31.5%
	VIOL. & INFRACTIONS 2,329	16.3%

COST SAVINGS TO COMMUNITY AGENCIES \$\$\$\$\$\$\$\$\$\$

<u>YEAR</u>	<u>HOURS PERFORMED</u>	<u>\$AVINGS TO C.S. AGENCIES</u>
1982	7,041	\$28,164
1983	23,752	\$95,008
1984	20,363	\$81,452
1985	17,915	\$71,660
1986	18,703	\$74,812
1987	14,277	\$57,108

NOTE: SAVINGS TO COMMUNITY AGENCIES ARE COMPUTED AT \$4 PER HOUR.

TOTAL NUMBER OF COMMUNITY SERVICE OFFENDERS REFERRED TO PROGRAM (ACCEPTED VS. REJECTED)

<u>YEAR</u>	<u>TOTAL # OF C.S. CLIENTS</u>	<u>ACCEPTED</u>	<u>REJECTED</u>
1982	102	102	0
1983	234	234	0
1984	192	192	0
1985	214	213	1
1986	171	171	0
1987	180	180	3*

*3 DEFENDANTS WERE DEEMED INAPPROPRIATE RISKS FOR C.S. SENTENCING (PRE-SCREENING)

GENDER COMPARISON IN COMMUNITY SERVICE PROGRAM

<u>YEAR</u>	<u>TOTAL # OF C.S. CLIENTS</u>	<u>MALE</u>	<u>FEMALE</u>
1982	102	99 (97%)	3 (3%)
1983	234	203 (87%)	31 (13%)
1984	192	170 (88.5%)	22 (11.5%)
1985	214	200 (93.5%)	14 (6.5%)
1986	171	146 (85.4%)	25 (14.6%)
1987	180	153 (85.0%)	27 (15.0%)

JUDICIAL PARTICIPATION IN THE COMMUNITY SERVICE & VICTIM ASSISTANCE PROGRAMS

<u>YEAR</u>	<u>TOTAL # OF JUDGES</u>	<u>TOTAL # OF JUDGES PART.</u>	<u>PERCENTAGE PART.</u>
1982	34	20	58.8%
1983	34	31	91.2%
1984	34	33	97.0%
1985	30	30	100.0%
1986	30	30	100.0%
1987	30	30	100.0%

NOTE: FIVE COUNTY COURT JUDGES FROM OTHER COUNTIES IN NEW YORK REFERRED OFFENDERS TO OUR COMMUNITY SERVICE PROGRAM DUE TO THE OFFENDER'S RESIDENCY BEING IN GENESEE COUNTY. THEREFORE, THE ACTUAL NUMBER OF JUDGES PARTICIPATING IS CURRENTLY 35 JUDGES.

MARITAL STATUS OF COMMUNITY SERVICE OFFENDERS

<u>CATEGORY</u>	<u>YEAR</u>	<u># OF CLIENTS</u>	<u>PERCENTAGE</u>
SINGLE	1983	163	69.6%
	1984	128	66.6%
	1985	164	76.6%
	1986	125	73.1%
	1987	125	69.4%
MARRIED	1983	41	17.5%
	1984	44	22.9%
	1985	37	17.3%
	1986	33	19.3%
	1987	41	22.8%
MARRIED/ DIV./SEP.	1983	30	12.9%
	1984	20	10.5%
	1985	13	6.1%
	1986	13	7.6%
	1987	11	6.1%

COMMUNITY SERVICE HOURS AS REFERRED FROM THE COURTS

<u>YEAR</u>	<u>COURT</u>	<u>HOURS</u>	<u>PERCENTAGE</u>
1982	COUNTY	1,705	24.2%
1983	COUNTY	7,266	30.6%
1984	COUNTY	5,994	29.4%
1985	COUNTY	6,152	34.3%
1986	COUNTY	8,366	44.7%
1987	COUNTY	7,456	52.2%
1982	CITY	1,748	24.8%
1983	CITY	7,889	33.2%
1984	CITY	7,737	38.0%
1985	CITY	3,740	20.9%
1986	CITY	3,171	17.0%
1987	CITY	1,458	10.2%
1983	TOWN & VILLAGE	3,587	51.0%
1984	TOWN & VILLAGE	8,597	36.2%
1985	TOWN & VILLAGE	6,631	32.6%
1986	TOWN & VILLAGE	7,166	38.3%
1987	TOWN & VILLAGE	5,363	37.6%

CLASSIFICATION OF COMMUNITY SERVICE OFFENDERS BY AGE

<u>AGES</u>	<u># OF CLIENTS</u>	<u>YEAR</u>	<u>PERCENTAGE</u>
16-21	60	1982	58.8%
	137	1983	58.7%
	102	1984	53.1%
	126	1985	58.9%
	86	1986	50.3%
	97	1987	53.8%
22-29	25	1982	24.6%
	54	1983	23.0%
	50	1984	26.0%
	54	1985	25.2%
	47	1986	27.5%
	43	1987	23.9%
30-45	13	1982	12.7%
	39	1983	16.6%
	31	1984	16.2%
	29	1985	13.6%
	31	1986	18.1%
	30	1987	16.7%
46 & OVER	4	1982	3.9%
	4	1983	1.7%
	9	1984	4.7%
	5	1985	2.3%
	7	1986	4.1%
	10	1987	5.6%

CLASSIFICATION OF COMMUNITY SERVICE OFFENDERS BY EMPLOYMENT

<u>CATEGORY</u>	<u># OF CLIENTS</u>	<u>YEAR</u>	<u>PERCENTAGE</u>
EMPLOYED OR IN SCHOOL	56	1982	54.8%
	106	1983	45.3%
	100	1984	52.0%
	137	1985	64.0%
	96	1986	56.1%
	121	1987	67.2%
UNEMPLOYED	43	1982	42.2%
	120	1983	51.3%
	86	1984	44.8%
	75	1985	35.0%
	71	1986	41.5%
	56	1987	31.1%

CLASSIFICATION OF COMMUNITY SERVICE OFFENDERS BY EMPLOYMENT (CONT.)

<u>CATEGORY</u>	<u># OF CLIENTS</u>	<u>YEAR</u>	<u>PERCENTAGE</u>
HOMEMAKER	2	1982	2.0%
	8	1983	3.4%
	6	1984	3.2%
	2	1985	1.0%
	0	1986	0.0%
	0	1987	0.0%
HANDICAPPED	1	1982	1.0%
	0	1983	0.0%
	0	1984	0.0%
	1	1985	0.5%* (INCLUDED IN UN-EMPLOYED COLUMN)
	4	1986	2.4%
	3	1987	1.7%

CLASSIFICATION OF COMMUNITY SERVICE OFFENDERS BY EDUCATIONAL LEVEL

<u>GRADE LEVEL</u>	<u>YEAR</u>	<u># OF CLIENTS</u>	<u>PERCENTAGE</u>
UP TO 6TH GRADE	1982	2	2.0%
	1983	3	1.3%
	1984	3	1.6%
	1985	4	1.8%
	1986	4	2.4%
	1987	3	1.7%
7TH-10TH GRADE	1982	23	22.5%
	1983	66	28.2%
	1984	70	36.5%
	1985	55	25.7%
	1986	53	31.0%
	1987	36	20.0%
11TH-12TH GRADE & HIGH SCHOOL GRADUATE	1982	48	47.1%
	1983	132	56.4%
	1984	107	55.7%
	1985	142	66.4%
	1986	95	55.5%
	1987	114	63.3%
SOME COLLEGE	1982	6	5.9%
	1983	22	9.4%
	1984	12	6.2%
	1985	13	6.1%
	1986	19	11.1%
	1987	27	15.0%

CLASSIFICATION OF COMMUNITY SERVICE OFFENDERS BY EDUCATIONAL LEVEL (CONTINUED)

<u>CATEGORY</u>	<u># OF CLIENTS</u>	<u>YEAR</u>	<u>PERCENTAGE</u>
STILL IN SCHOOL*	23	1982	22.5%
	11	1983	4.7%

*NOTE: IN 1984 THROUGH 1987 THESE CLIENTS WERE CATEGORIZED WITHIN THE ABOVE GRADE LEVELS

ETHNIC BREAKDOWN OF COMMUNITY SERVICE OFFENDERS

<u>ETHNIC ORIGIN</u>	<u>YEAR</u>	<u># OF CLIENTS</u>	<u>PERCENTAGE</u>
CAUCASIAN	1982	88	86.2%
	1983	211	90.2%
	1984	179	93.2%
	1985	202	94.4%
	1986	154	90.0%
	1987	165	91.7%
BLACK	1982	11	10.8%
	1983	21	9.0%
	1984	8	4.2%
	1985	8	3.7%
	1986	15	8.8%
	1987	11	6.1%
AMERICAN INDIAN	1982	2	2.0%
	1983	1	0.4%
	1984	4	2.1%
	1985	3	1.4%
	1986	1	0.6%
	1987	4	2.2%
HISPANIC	1982	1	1.0%
	1983	1	0.4%
	1984	1	0.5%
	1985	1	0.5%
	1986	1	0.6%
	1987	0	0.0%

TWO OBSERVATIONS:

- (1) THE AGE CATEGORIES FOR COMMUNITY SERVICE OFFENDERS AND THE GENESEE COUNTY JAIL INMATE POPULATION ARE VERY SIMILAR.
- (2) YOUTHFUL AGE AND MARITAL STATUS CONTINUE TO BE KEY VARIABLES OF THOSE IN THE CRIMINAL JUSTICE SYSTEM IN GENESEE COUNTY.

JUVENILE COMMUNITY SERVICE PROGRAM

OF JUVENILE COMMUNITY SERVICE CLIENTS: 40
 # OF COMMUNITY SERVICE HOURS PERFORMED: 1007
 AGE RANGE OF JUVENILE RESPONDENTS: AGES 8 TO 15

TYPES OF JUVENILE C.S. ASSIGNMENTS:

AGE 15 * BURGLARY OFFENSE * 250 HOURS * CITY PUBLIC WORKS
 AGE 9 - 11 * VANDALISM * 30 HOURS EACH * CEMETERY WORK
 AGES 13 & 14 * ARSON * 50 HOURS EACH * HIGHWAY DEPARTMENT
 AGES 9 & 10 * STOLEN PROPERTY * 8 HOURS EACH * RURAL SCHOOL
 AGE 12 * PETIT LARCENY * 10 HOURS EACH * LIBRARY
 AGE 15 * RECKLESS ENDANGERMENT * 100 HOURS * SENIOR CITIZEN PROJECT
 AGE 15 * RECKLESS ENDANGERMENT * 50 HOURS * CHURCH PROJECT

VICTIM ASSISTANCE PROGRAMTYPES OF SERVICE PROVIDED TO VICTIMS:

1. INTERVIEW VICTIMS IN THEIR HOMES.
2. BEGIN VICTIM INTERVENTION AS CLOSE TO THE OFFENSE DATE AS POSSIBLE.
3. KEEP VICTIMS INFORMED OF CASE STATUS WITH REGULAR PROGRESS REPORTS.
4. HELP EDUCATE THE VICTIM ABOUT THE REAL SENTENCING OPTIONS THAT THE COURT MAY USE.
5. NOTIFY DISTRICT ATTORNEY VIA A TWO PAGE MEMORANDUM AS TO THE VICTIM'S ATTITUDE TOWARD THE OFFENDER AND APPROPRIATE SENTENCING.
6. ASSIST VICTIMS IN UNDERSTANDING AND COMPLETING A CRIME VICTIM'S COMPENSATION CLAIM.
7. ATTEMPT TO WORK OUT RESTITUTION AGREEMENTS OR REPARATION ORDERS BETWEEN THE VICTIMIZED PARTY AND THE OFFENDER.
8. ASSIST VICTIMS IN SETTING UP PRE-SENTENCE CONFERENCES WITH JUDGES.
9. ASSIST VICTIMS WITH CRIMINAL COURT ORDERS OF PROTECTION.
10. PROVIDE VICTIMS WITH THE NAMES AND PHONE NUMBERS OF COMMUNITY AGENCIES THAT MAY BE OF ASSISTANCE TO THEM.
11. COMPLETE COMPREHENSIVE VICTIM IMPACT STATEMENTS WITH VICTIMS FOR JUDGES AND PROBATION STAFF.
12. PROVIDE OPPORTUNITY FOR A VICTIM/OFFENDER RECONCILIATION CONFERENCE IF SO DESIRED BY THE VICTIM OR DECEASED VICTIM'S FAMILY.

MAIN CONCERNS OF VICTIMS OF VIOLENT CRIMES

1. VICTIMS WANT TO BE PROTECTED AND FEEL SAFE AGAIN.
2. VICTIMS WANT TO KNOW THE WHEREABOUTS OF THE OFFENDER AND HIS BAIL STATUS.
3. VICTIMS WOULD LIKE TO SEE THE JUSTICE SYSTEM FUNCTION IN A FASTER FASHION (ELIMINATE THE SEVERE TIME LAGS).
4. VICTIMS AND THE COMMUNITY WOULD LIKE JUST PUNISHMENT THAT IS PROPORTIONATE TO THE OFFENSE COMMITTED.
5. VICTIMS WANT A SAY IN THE SYSTEM.

TYPES OF VICTIM ASSISTANCE CASES BY OFFENSES (1983 THROUGH 1987)

MURDER, 2ND DEGREE
 RAPE, 2ND DEGREE
 FELONY SEXUAL ABUSE
 FELONY SODOMY
 ARMED ROBBERY
 RECKLESS ENDANGERMENT
 ATTEMPTED MANSLAUGHTER, 2ND DEGREE
 CRIMINALLY NEGLIGENT HOMICIDE
 FELONY ASSAULT
 BURGLARY, 2ND & 3RD DEGREE
 FELONY ARSON
 KIDNAPPING, 2ND DEGREE
 COERCION, 1ST DEGREE

VICTIM/OFFENDER RECONCILIATION CONFERENCES

1983	10 VICTIM/OFFENDER RECONCILIATION CONFERENCES
1984	7 VICTIM/OFFENDER RECONCILIATION CONFERENCES
1985	11 VICTIM/OFFENDER RECONCILIATION CONFERENCES
1986	4 VICTIM/OFFENDER RECONCILIATION CONFERENCES
1987	5 VICTIM/OFFENDER RECONCILIATION CONFERENCES

TYPES OF VICTIM/OFFENDER CASES BY OFFENSES

CRIMINALLY NEGLIGENT HOMICIDE
 ARMED ROBBERY
 GRAND LARCENY 2ND DEGREE
 CRIMINAL POSSESSION OF A DANGEROUS WEAPON (SHOTGUNS)
 JUVENILE SEXUAL ABUSE (RAPE PETITION)
 ATTEMPTED MANSLAUGHTER 2ND DEGREE
 SODOMY 1ST DEGREE
 ASSAULT 2ND DEGREE
 SEXUAL ABUSE 1ST DEGREE
 A MULTIPLE FELONY BURGLARY
 RECKLESS ENDANGERMENT

REPARATION CASES

<u>OFFENSE</u>	<u>AMOUNT</u>	<u>AGENCY</u>
CRIMINALLY NEGLIGENT HOMICIDE	\$4,000	EDUCATION MEMORIAL FUND
CRIMINALLY NEGLIGENT HOMICIDE	\$1,136	BETHANY VOL. FIRE DEPT.
CRIMINALLY NEGLIGENT HOMICIDE	\$1,200	SPECIAL ED. PROG. BOCES
CRIMINALLY NEGLIGENT HOMICIDE	\$1,200	BATAVIA ASSOC. RET. CITIZENS
CRIMINALLY NEGLIGENT HOMICIDE	\$2,150	SPORTS BOOSTERS ASSOC., BYRON VOL. FIRE DEPT. & SOUTH BYRON METH. CHURCH
CRIMINALLY NEGLIGENT HOMICIDE	\$5,000	GRAVESTONES FOR HUSBAND & 3 CHILDREN, STRYKERSVILLE VOL. FIRE DEPT., ST. MARY'S CHURCH, CHILDREN'S HOSPITAL, EDUCATIONAL MEMORIAL FUND

INTENSIVE VICTIM ASSISTANCE CASES

<u>YEAR</u>	<u>CASES</u>
1982	17
1983	37
1984	43
1985	52
1986	34
1987	52

AGE RANGE OF VICTIMS SERVICED BY THE PROGRAM IN 1985

AGE 2½ TO AGE 90

GENDER OF VICTIMS SERVICED

<u>YEAR</u>	<u>GENDER</u>	<u>PERCENTAGE</u>
1983	MALE 22	59.4%
	FEMALE 15	40.6%
	COMBINATION 0	0.0%
1984	MALE 24	55.8%
	FEMALE 14	32.6%
	COMBINATION 5	11.6%
1985	MALE 25	48.0%
	FEMALE 20	38.5%
	COMBINATION 7	13.5%
1986	MALE 10	29.4%
	FEMALE 22	64.7%
	COMBINATION 2	5.9%
1987	MALE 22	42.3%
	FEMALE 26	50.0%
	COMBINATION 4	7.7%

VICTIMS SERVED BY TYPES OF OFFENSES

<u>YEAR</u>	<u>OFFENSES</u>	<u># OF VICTIMS</u>	<u>PERCENTAGE</u>
1983	VIOLENT FELONY	19	51.3%
	NON-VIOLENT FELONY	10	27.0%
	MISDEMEANOR	8	21.7%
1984	VIOLENT FELONY	25	58.1%
	NON-VIOLENT FELONY	8	18.6%
	MISDEMEANOR	10	23.3%
1985	VIOLENT FELONY	27	51.9%
	NON-VIOLENT FELONY	11	21.2%
	MISDEMEANOR	14	26.9%
1986	VIOLENT FELONY	24	70.6%
	NON-VIOLENT FELONY	7	20.6%
	MISDEMEANOR	3	8.8%

VICTIMS SERVED BY TYPES OF OFFENSES

<u>YEAR</u>	<u>OFFENSES</u>	<u># OF VICTIMS</u>	<u>PERCENTAGE</u>
1987	VIOLENT FELONY	29	55.7%
	NON-VIOLENT FELONY	14	27.0%
	MISDEMEANOR	9	17.3%

REPLICATION PACKETS, PROGRAM INFORMATION AND SIGNIFICANT SPEAKING PRESENTATIONS

672 CORRECTIONAL, PROBATION, LAW ENFORCEMENT AGENCIES AND CITIZENS HAVE REQUESTED PACKETS OF INFORMATION TO REPLICATE THE MANY JUSTICE INITIATIVES IN OUR COMMUNITY SERVICE AND VICTIM ASSISTANCE PROGRAMS. PRESENTATIONS ON THESE PROGRAMS HAVE BEEN MADE BEFORE 254 CIVIC, JUDICIAL, CORRECTIONS, SCHOOL AND RELIGIOUS GROUPS.

REPLICATION PACKETS, PROGRAM INFORMATION AND SIGNIFICANT PRESENTATIONS HAVE BEEN MADE IN THE FOLLOWING STATES AND COUNTRIES:

41 STATES:	ALABAMA	KENTUCKY	NORTH CAROLINA
	ARIZONA	LOUISIANA	OHIO
	CALIFORNIA	MARYLAND	OKLAHOMA
	COLORADO	MASSACHUSETTS	OREGON
	CONNECTICUT	MICHIGAN	PENNSYLVANIA
	DELAWARE	MINNESOTA	SOUTH DAKOTA
	FLORIDA	MISSISSIPPI	TENNESSEE
	GEORGIA	MISSOURI	TEXAS
	HAWAII	MONTANA	VIRGINIA
	ILLINOIS	NEVADA	WASHINGTON
	INDIANA	NEW JERSEY	WASHINGTON, D.C.
	IDAHO	NEW MEXICO	WISCONSIN
	IOWA	NEW YORK	WYOMING
	KANSAS	NEBRASKA	
6 PROVINCES:	ALBERTA	ONTARIO	
	BRITISH COLUMBIA	QUEBEC	
	MANITOBA	SASKATCHEWAN	
7 COUNTRIES:	AUSTRALIA	FINLAND	WEST GERMANY
	CANADA	NORWAY	
	ENGLAND	SCOTLAND	

VICTIM DIRECTED SENTENCING

1987 - THREE CASE ILLUSTRATIONS

<u>CT./DIVERSION</u>	<u>OFFENSE</u>	<u>FELONY CLASSIF.</u>	<u>PROJECTED SENT.</u>	<u>ACTUAL SENTENCE</u>	<u>JAIL/PRISON DAYS SAVED</u>
COUNTY COURT	ASSAULT, 2ND (REDUCED) SHOOTING INCIDENT	CLASS D VIOLENT	3-7 YEARS PRISON	5 YRS. PROBATION, 4 MOS. INTER. CS, REST., NO WEAPONS, V/O RECONCILIATION	1095 DAYS
COUNTY COURT	BURGLARY, 3RD (REDUCED)	CLASS D FELONY	2-6 YEARS PRISON	5 YRS. PROBATION, 90 DAYS INCARCER., REST., HOUSE ARREST	730 DAYS
COUNTY COURT	ATT. RECK. END., 1ST DEG. (REDUCED) SHOOTING INC.	CLASS E FELONY	3-7 YEARS PRISON	5 YRS. PROBATION, REST., V/O RECON., NO WEAPONS	1095 DAYS

NOTE: ALL OF THE ABOVE DISPOSITIONS WERE RENDERED IN CASES WHEREIN THE VICTIM WAS INTENSIVELY INVOLVED (6, 12 OR 18 MONTHS) (60, 90, 120 CONTACTS); VICTIMS PARTICIPATED IN PRE-SENTENCE CONFERENCES, VICTIM IMPACT REPORTS, MEETINGS WITH THE DA AND VICTIM/OFFENDER RECONCILIATION CONFERENCES; IN THESE CASES (AS OTHERS) VICTIMS OPTED FOR COMMUNITY BASED SENTENCES FOR THEIR OFFENDERS.

SPECIAL THANKS FOR THE SUCCESS
OF THE COMMUNITY SERVICE PROGRAM
AND VICTIM ASSISTANCE PROGRAM IS
DESERVING OF SO MANY PEOPLE WHO
SHARED AND SUPPORTED OUR BELIEF
IN THE FAIR AND HUMANE TREATMENT
OF OFFENDERS AND A DEEP SENSITIVITY
TO THE NEEDS OF VICTIMS...

FRANCES GARIGEN
CAROL WITTMAN
JANE WORTH

FOR VOLUNTEERING ALL THEIR
TIME & SECRETARIAL SERVICES

NANCY SIMMONS
DEBRA HEATH THORNTON
EVELYN DILLON

FOR THEIR DEDICATION IN
DIRECTLY HELPING VICTIMS &
OFFENDERS FIND A BETTER WAY

W. DOUGLAS CALL
GARY T. MAHA
RONALD HALLMAN
BARRY GARIGEN

FOR THEIR LEADERSHIP AND
CONFIDENCE IN THE ABILITY
OF THOSE OPERATING THESE PROGRAMS

HON. GLENN R. MORTON
STEVEN WIECZOREK
RONALD FANCHER
ROBERT NOONAN

FOR THEIR GENEROUS SHARING OF
THEIR LEGAL OPINIONS ON
PROGRAM DOCUMENTS & PROCEDURES

CHARLES MEYER

FOR HIS BELIEF IN THE PROGRAM
AND GUIDANCE ON INSURANCE

VICTIM SUPPORT GROUP

FOR ATTENDING TO THE HEALING
AND RESTORATION OF VICTIMS OF
VIOLENT CRIMES

REVEREND DOUGLAS SPENCER
KATHY & RICHARD SEYMOUR

FOR FOSTERING PEACE, PRAYER AND
RECONCILIATION FOR VICTIMS OF
VIOLENT CRIMES

JOHN FLINT
PATRICIA PRESTON

FOR THEIR FINANCIAL ASSISTANCE
WITH REPORTS AND ACCOUNTS

GENESEE COUNTY PROBATION STAFF
GENESEE COUNTY SHERIFF'S STAFF

FOR THEIR UNDERSTANDING, INPUT
& SUPPORT OF ALTERNATIVE SENTENCES

ALL LOCAL MAGISTRATES
ALL LAW ENFORCEMENT AGENCIES
ALL PARTICIPATING COMMUNITY AGENCIES
PUBLIC DEFENDER'S OFFICE

FOR THEIR CONSIDERATION OF
COMMUNITY SERVICE & VICTIM
ASSISTANCE AS PROVIDING MANY
PRACTICAL BENEFITS TO THE
COMMUNITY-AT-LARGE

For Sale

Genesee County Sheriff's Department County Building 1, Batavia, New York 14020

Community Service/Victim Assistance

Phone 716-344-2550

COMMUNITY SERVICE

VICTIM ASSISTANCE

June 7, 1988

National Institute of Justice/NCJRS
Acquisitions Department ASL
Box 6000
Rockville, Maryland 20850

Attn: Richard Stegman

If You Please:

We would like to share with you our most recent Genesee Justice Information Packet and our 1987/88 Community Service/Victim Assistance Annual Report. We believe that these justice initiatives are beneficial to victims, offenders and our communities.


We will share with you any relevant documentation developed within the framework of our Genesee Justice program.

If possible, could you advise us on the most current research on risk assessment instruments. Also, do you have any research, statistical or annual reports relative to driving while intoxicated and any model programs who have successfully dealt with intoxicated offenders?

One last request, what subject areas do you have "How-to guidebooks" in? If we wanted to design a "how-to guidebook", where would we look for potential funding?

Thank you for your fine work in the justice field. We look forward to your thoughtful response. Peace until then ...

Yours very truly,



Dennis J. Wittman
Coordinator, Community Service Program
Victim Assistance Program

Gary T. Maha
Sheriff, Genesee County

"Justice Begins with Victim Assistance"

"Community Service Begins with Community Involvement"