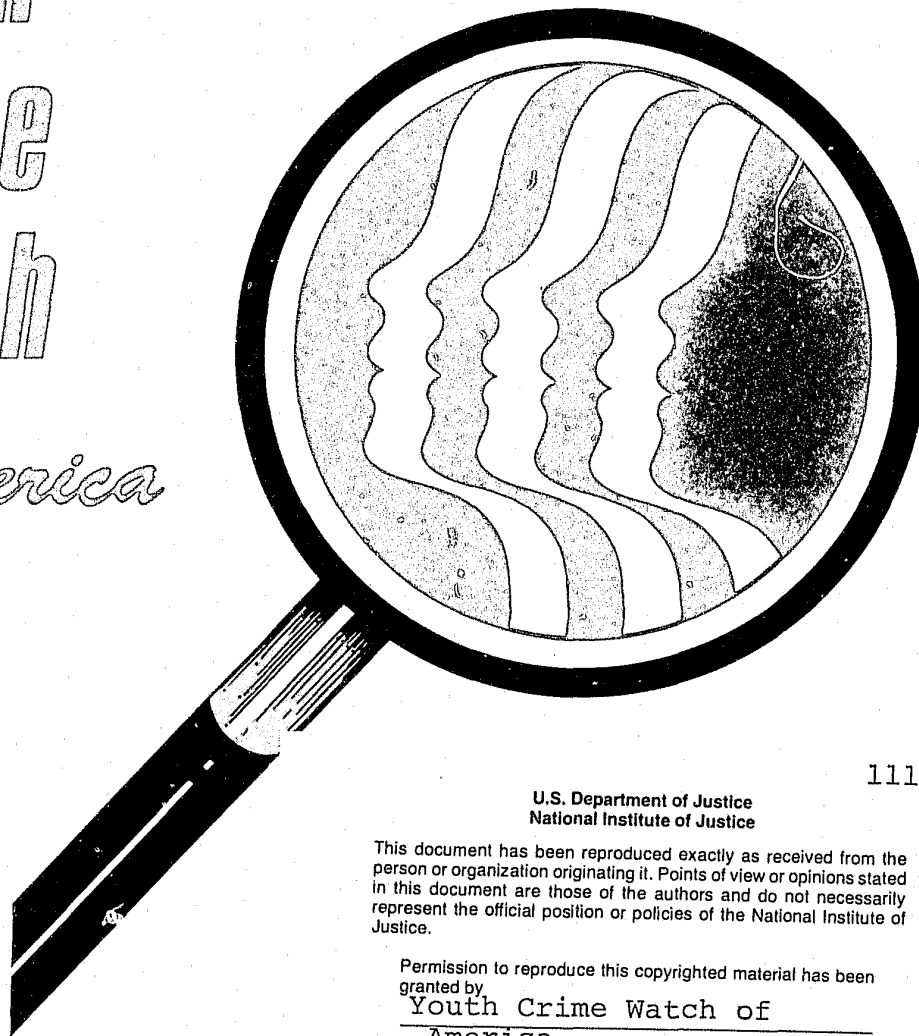


CR-SEN +  
9-16-88

# Youth Crime Watch

*of America*



111825

111825

U.S. Department of Justice  
National Institute of Justice

This document has been reproduced exactly as received from the person or organization originating it. Points of view or opinions stated in this document are those of the authors and do not necessarily represent the official position or policies of the National Institute of Justice.

Permission to reproduce this copyrighted material has been granted by  
Youth Crime Watch of  
America

to the National Criminal Justice Reference Service (NCJRS).

Further reproduction outside of the NCJRS system requires permission of the copyright owner.

## REFERENCE MANUAL



**YOUTH  
CRIME**

111825

Youth Crime Watch

Young people taking the initiative for a better America.

Our special thanks to:

Editors:

Gregory Switchgebel, Student, Coral Park Senior High School 1987  
Julie Ross, Copywriter, Crispin Advertising

Illustrations:

Sergeant Linda Wetzel, Hialeah Police Department

Logo:

Dennis Taylor, President, Taylor & Co. Advertising

NCJRS

JUN 16 1988

ACQUISITIONS

On February 15, 1984, President Ronald Reagan stated, "In Florida's Dade County, (the) Youth Crime Watch Program is credited for much of the twenty-five percent decline in school crime and twenty percent drop in narcotics use since 1981."

Since then, the Dade County Youth Crime Watch Program has continued to grow and to make a positive impact in the fight against crime. Additional information may be obtained by contacting:

Youth Crime Watch of America, Inc.  
5220 Biscayne Boulevard, Suite 200  
Miami, Florida 33137  
(305) 758-5066 or 758-5071

YOUTH CRIME WATCH THEME SONG

Do you know you can make a difference  
Do you know you can make this world a better place for  
your family and friends  
it all begins with you and Youth Crime Watch.  
Don't be a fool  
don't get caught in a bad situation  
But if you see something wrong  
you can be strong  
we need your cooperation  
an anonymous tip is the right thing to do  
and think of the one's who are helping you too.  
Youth Crime Watch! Watching out for you  
Youth Crime Watch! the right thing to do  
Keep your eyes open  
observe what's going on.  
Keep us all hoping.  
Life will be better  
when you're on the look out  
for Youth Crime Watch!

But there are times you see something wrong  
but you look the other way.  
Now take a stand  
Do what you can to be sure that crime won't pay  
it's time to take pride in your self, in your friends.  
and if you don't you're the one who will lose in the end.  
Youth Crime Watch! Watching out for you  
Youth Crime Watch! the right thing to do  
Keep your eyes open  
observe what's going on.  
Keep us all hoping.  
Life will be better  
when you're on the look out for Youth Crime Watch!  
Be on the look out for Youth Crime Watch!

YOUTH CRIME WATCH OF AMERICA

Executive Board

Betty Ann Good  
President

Louis Wolfson III  
First Vice President

Marilyn Morris  
Secretary

Jane MacMillan, Esq.  
Treasurer

Board of Governors

Daniel Greene

Bob Griese

Hon. Senator Carrie Meek

James Murdaugh

James Edward Olmos

Hon. Janet Reno

TABLE OF CONTENTS

FORWARD.....6

A.

    I.    GENERAL INTRODUCTION.....8

    II.   PROGRAM OVERVIEW.....9  
        Introduction.....9  
        Program Goals.....11

    III.  USING THIS MANUAL.....12

    IV.   GETTING STARTED.....13  
        Introduction.....13  
        Individual School Organization.....15  
        County-wide Organization.....17

B.


    V.    ELEMENTARY SCHOOL PROGRAM.....20  
        Introduction.....20  
        Monthly Educational Programs.....21  
        Forming a Youth Crime Watch Club....22  
        Installation Assembly.....24  
        Youth Crime Watch Pledge.....26  
        Certificates and Awards.....27  
        Special Events and Contests.....28  
        Model Year.....30

C.

    VI.   SECONDARY SCHOOL PROGRAM.....32  
        Introduction.....32  
        Educational Programs.....33  
        Forming a Core Group.....34  
        Forming an Extended Core Group.....36  
        The Main Event Assembly.....37  
        Project Report.....39  
        Varsity Patrols.....41  
        Student Advisory Councils.....42  
        Special Events and Contests.....43  
        Taking Action.....44  
        Confronting Drugs.....46

D.

    VII.  APPENDIX  
        Tips for Teachers.....48  
        Promotional Support.....49  
        Sample Speeches.....50  
        Sample Handouts & Worksheets.....51  
        McGruff "Get Tough On Crime" Skit



YOUTH CRIME WATCH GOALS

- \* CRIME PREVENTION
- \* CRIME REPORTING
- \* ACTION PROJECTS

FORWARD

Citizens' Crime Watch in Florida was born in 1974, when an outraged neighborhood banded together following the rape of a twelve year old girl on Halloween night.

Because our purpose in organizing Citizens' Crime Watch stemmed from this tragedy, we were determined to organize a youth component. Youth Crime Watch thus began in the neighborhoods working with Citizens' Crime Watch. Soon, however, the Dade County Public Schools' Special Investigative Unit approached Youth Crime Watch and requested that a similiar program be implemented in the schools.

Our pilot school was North Miami Beach Senior High. In the first year, students pinpointed drug pushers and reduced the drug problem by half. The number of chain snatching was decreased by nearly half. Equally important, the attitude of students was changing --- and crimes were being reported.

Since that time, the program has been mandated in the Dade County Schools and has spread to many other cities in Florida and across the nation. The name, Youth Crime Watch, reflects three criteria: 1) the name should command attention, 2) the name should clearly denote the purpose of the organization, and 3) the name should be one to which adults and students can relate.

There is scarcely an area in the United States that doesn't have a Crime Watch or Neighborhood Watch sign. These signs are seen everywhere --- in cities, suburbs, farming communities and industrial towns. Both students and adults can easily understand the principles of a similiar movement tailored to the youth and the schools.

Youth Crime Watch represents the combined efforts of hundreds of thousands of parents, law enforcement officials, teachers and school administrators, staff personnel, community leaders, advisory board members, and of course, students. To them we dedicate this manual.

Betty Ann Good, President  
Youth Crime Watch of America



A major responsibility of a school system is to develop a sense of community responsibility on the part of its students. A major challenge facing students is accepting responsibility for combating violence, drug abuse, vandalism, other crimes and behavioral disruptions within their schools.

It is with great enthusiasm and strong support that we endorse and encourage the Youth Crime Watch program. Since the program's inception in Dade County schools in 1980, positive changes have benefited students and faculty at both the elementary and secondary school levels. Students are not only learning how to deal with the problem of crime, but are gaining a sense of pride in themselves and in their schools.

Youth Crime Watch is making a very important contribution to the learning environment, and to the community as a whole.

Dr. Joseph Fernandez  
Superintendent of Schools  
Dade County, Florida

October 1, 1987

I. GENERAL INTRODUCTION

Youth Crime Watch of America, Inc. is a non-profit corporation founded to promote the establishment of Youth Crime Watch groups across the U.S., provide leadership and guidance to local Youth Crime Watch groups and other youth crime prevention groups, and to facilitate the exchange of ideas and information between groups on a nationwide basis.

Youth Crime Watch of America fosters youth involvement in a national school-based movement using positive peer pressure to discourage illegal activity including drug use, and to encourage a sense of community pride and responsible values.

The concept of Youth Crime Watch originated as an outgrowth of the Citizens' Crime Watch of Dade County program. Since Youth Crime Watch was established in the Dade County schools in 1980, it has made a positive contribution toward reducing the number of crimes and the incidence of drug use in the school system. The following statistics clearly illustrate the success of the Youth Crime Watch program since 1980:

Crime Incidents in Dade County Public Schools

Over a 5-Year Period

Robberies	down 52%
Arson	down 50%
Breaking and Entering	down 45%
Assaults	down 40%
Narcotics	down 40%
Vandalism	down 37%
Larceny	down 18%

The success of the Dade County Youth Crime Watch program has led other schools across the nation to begin forming their own Crime Watch programs. The purpose of this manual is to provide a comprehensive guide to the principles and techniques which have already proved successful in the Dade County Youth Crime Watch program, and to assist students, educators and law enforcement officials in working together to create their own programs.

## II. PROGRAM OVERVIEW

### Introduction

There is no easy solution to the problem of crime, but education has proved to be a valuable ally. Through education, students can be motivated to assume an active role in crime prevention and to take responsibility for their environment. The involvement of young people in crime prevention efforts encourages the development of a positive peer pressure environment, which in turn fosters the growth of positive social values.

A school-based crime prevention effort has an impact which reaches far beyond the confines of the school walls. When young people are given the guidance and tools to make a visible difference in their surroundings, they gain a sense of self-esteem and control which they carry with them for the rest of their lives. The effects of school-based crime prevention efforts are ultimately felt within the community at large.

The Youth Crime Watch program is designed specifically to encourage and aid crime prevention by young people at both the elementary and secondary school levels. It does not ask students to become physically involved in stopping crime. It does ask students to look for crimes being committed and to report those incidents anonymously to a designated authority such as a teacher, administrator, or law enforcement official.

The Youth Crime Watch program is structured to involve all members of the school community, from students and teachers to administrators and law enforcement officials. As such, the Youth Crime Watch program is a means of opening the lines of communication between these groups and of forging the bonds of trust.

The Youth Crime Watch message is presented to the student body in school assemblies, pep rallies, classroom presentations, posters, brochures and public announcements. Weekly meetings are not required. The consistent efforts of Youth Crime Watch leaders are enough to create a grassroots movement which will grow throughout the school year.

The Youth Crime Watch program can work successfully in an entire school system, or in a single school. The program can be as simple or as elaborate as its members wish. The key element of the Youth Crime Watch program is to convince students that they can take an

active role in stopping crime rather than being its victims and helpless bystanders.

Initially, organizers of a Youth Crime Watch program may face skepticism from students, teachers, and even administrators. Nevertheless, Youth Crime Watch leaders will often find initial support from people who have already been victimized by crime in some fashion or another. The frustration and rage that these individuals feel can be harnessed to form the nucleus of support for a fledgling Crime Watch program. Once established, a Youth Crime Watch program can begin to widen its support by making the school community aware of the dimensions of the crime problem. The involvement of peers and opinion leaders will serve to draw in others.

A school which refuses to face the problem of crime is inadvertently contributing to the problem. The ultimate purpose of the Youth Crime Watch program is to provide an alternative to the forces which nurture crime in our schools and in our communities.

Program Goals

To encourage students to report crimes observed in and around schools, and to thereby discourage criminal activity.

To make students aware of the different forms of crimes and means of crime prevention.

To educate students about the effects of drugs, and to give students the confidence to say no in the face of peer pressure.

To teach students methods of suspect identification.

To create pride and respect in self and school, encouraging the formation of values which will last beyond a student's school years.

To enhance the students' understanding of the criminal justice system and of its role in society.

To bring students, teachers, administrators and law enforcement officials closer together, thus developing the bonds of trust.

To promote communication skills and leadership qualities in students.

To create positive peer pressure which will influence students to become responsible, informed members of society.

To convince students that they need not be the helpless victims of crime and injustice.

To create a safer, more productive learning environment.

III. USING THIS MANUAL

The Youth Crime Watch program is designed to operate either within INDIVIDUAL SCHOOLS, or throughout an entire school system on a COUNTY-WIDE BASIS. The section entitled "Getting Started" provides a description of both levels of organization.

The Youth Crime Watch program is also designed to operate at the ELEMENTARY SCHOOL level and at the SECONDARY SCHOOL level. Separate sections are included in this manual which cover setting up and maintaining a program at each level.

Finally, the Appendix contains selected TIPS FOR TEACHERS as well as a variety of PROMOTIONAL SUGGESTIONS which can be applied at the elementary and secondary school levels.

In order to gain the most from this manual, read through it in its entirety. General guidelines for starting a Youth Crime Watch program are contained in the section on "Getting Started" but specific guidelines are also contained in the sections on elementary and secondary school level programs.

IV. GETTING STARTED

Introduction

The key to any successful Youth Crime Watch program is people --- and helping to involve people who lead others is an integral aspect of the Youth Crime Watch program. Many schools are fortunate to have active leadership organizations which can form the backbone of a Youth Crime Watch group. Rely on the strength of existing school organizations such as student government, honor societies, class boards, service clubs, service patrols, and interest clubs to help you in your efforts. Also remember that the program will receive broad student support only if it reflects the special interests and goals set by students themselves, rather than goals arbitrarily imposed by school officials.

In addition to student support, you will need sources of crime prevention information. Call your local law enforcement agency to see if materials, guest speakers, and liaison personnel are available to help you. Contact local service agencies involved in drug abuse prevention for materials. Compile a source book of reference information and authorities as well as community resources.

Before you start your Youth Crime Watch program, you will need to determine if your school district is interested in organizing a Youth Crime Watch program for all or most of its schools. If so, read the section entitled "COUNTY-WIDE ORGANIZATION." If the majority of schools do not wish to have a Youth Crime Watch program, or if county-wide staff is not available to serve as an umbrella organization, you may wish to set up Youth Crime Watch groups on a school by school basis. If so, read the section entitled "INDIVIDUAL SCHOOL ORGANIZATION."

Regardless of whether you organize your Youth Crime Watch program on a county-wide or an individual school basis, best results are obtained when one step is taken at a time. Begin by identifying concerns and problem areas in an initial student meeting. Follow-up with student surveys and by polling administrators, teachers, student government representatives, and custodial staff. Once problem areas have been identified, you should develop a timetable and a strategy for addressing each issue.

Remember also that a sustained, consistent organizational effort is more effective than a one-time barrage which may be soon forgotten. A volunteer advisor can implement the basic program at the individual school level with little, if any, funding. Some Youth

Crime Watch programs choose to operate with only a school's usual club advisor allocation. Fund raising and community support can be used for program extras, such as films and brochures. Even at the county-wide level, a Youth Crime Watch need not be elaborate nor expensive. As long as students begin watching for, and reporting crimes, you will have an efficient and effective Youth Crime Watch program.

When you have organized your program, we invite you to become a part of the nationwide network of Youth Crime Watch groups, Youth Crime Watch of America, Inc. When you join Youth Crime Watch of America, you benefit from the exchange of information and ideas in our newsletter. You will also be made aware of conference happenings, and will learn how to keep your Youth Crime Watch program innovative, alive and exciting. For membership information, contact Youth Crime Watch of America. Inc.



### Individual School Organization

A successful elementary or secondary school level Youth Crime Watch program can be organized successfully within a single school. The program may be initiated by a parent group, police officer, faculty member or by any other concerned party.

The basic steps in setting up an individual school-based program consist of the following:

- I. Read through this entire manual so that you can familiarize yourself with the concepts of the Youth Crime Watch program.
- II. Contact the school principal to set up an initial meeting. At that meeting, obtain the principal's support. You may wish to include faculty members in the meeting and to bring copies of this manual and other reference materials. You may also want to bring members of local law enforcement agencies, your Crime Watch chapter and other concerned individuals who would be active in supporting a school-based Youth Crime Watch program.
- III. Once the school principal has endorsed the concept of a Youth Crime Watch Program, you can proceed to organizing the actual program. Procedures vary between the elementary and secondary school levels.

At the elementary level, the principal should select a Youth Crime Watch Advisor. The principal may wish to include faculty members and staff in the selection process. The Advisor then aids in choosing class representatives who will be members of the Youth Crime Watch Club.

At the secondary level, an Advisor is also selected with the aid of the school principal. If the Youth Crime Watch program is to be formed under the auspices of an existing organization, such as a service group or student government, the Advisor may be the sponsor of that organization. The Advisor, principal and other program organizers then chooses students who will form the Core Group. Additional students, faculty members and staff are then selected by the Core Group to be a part of the Extended Core Group.

- IV. The primary difference between elementary and secondary level programs is that students at the secondary level should take an active role in creating and organizing their school's Youth Crime Watch program.
- V. You may need to incorporate your Youth Crime Watch program; obtain competent legal and accounting advice.
- VI. It is wise to obtain School Board support as well as the support of faculty, parents and local law enforcement agencies.

### County-wide Organization

A Youth Crime Watch program can be initiated by a School Board, civic organization, law enforcement agency, Crime Watch chapter, local government agency, or by a motivated individual. However, it is the combination of all these entities and organizations working together that guarantees a successful program. We therefore recommend the following steps as a guide to assist you in launching your program.

- I. Read through this entire manual so that you can familiarize yourself with the concepts of the Youth Crime Watch program.
- II. Contact the community service division of your local police department, or your local Crime Watch chapter, to see if they are interested in helping you to start a Youth Crime Watch program. Bring photocopies of this manual and other reference materials to the initial meeting. Ask the police to appoint a Youth Crime Watch liaison.
- III. Get on the School Board agenda, and obtain School Board approval. You probably will need to lobby prior to the meeting. Ask for funding or in-kind contributions such as mailing and printing from the School Board. Have the program mandated, selecting a Youth Crime Watch advisor at every school.
- IV. Have a meeting with the district school security officials to explain the program. You may want to bring the police liaison or other program sponsors to this meeting, or you may wish to gain the support of school security officials before involving other program sponsors. Ask to meet with the superintendent of schools.
- V. When approved by school security, propose the idea in a meeting with the school district superintendent. Once approved by the superintendent, a pilot school should be selected.

NOTE: At any of these meetings, you may wish to bring with you anyone who is interested in and supports the program, including civic leaders, public officials, educators, business people and other concerned citizens.

- V. Meet with the principal of the selected pilot school, along with school security and police officials. Orient participants to Youth Crime Watch, discuss school concerns, formulate program goals, and stress the importance of the selection of an advisor/school liaison who is truly dedicated to the success of the program.
- VI. Develop an advisory board which includes police officials, school officials, business leaders, P.T.A. members (parents), Crime Watch officials, clergy, civic activists and representatives from civic clubs and chambers of commerce, as well as representatives from youth organizations, the media and large corporations.
- VII. If Youth Crime Watch is not already under an umbrella organization such as the school system, police department, Crime Watch chapter, or an organization such as the Junior League, you will probably need to incorporate your organization. Obtain competent legal and accounting advisors to handle this.
- VIII. The advisory board should elect officers, select committees, and write by-laws. Sample by-laws are included in this manual.
- IX. The advisory board should develop a plan for reaching all schools at both the elementary and secondary levels. You may want to start with senior highs and work from there.

Develop a student advisory council (SAC) which includes students from each secondary school, and meet monthly to discuss Youth Crime Watch problems, concerns, and community goal setting.

- X. The advisory board should then develop a speakers bureau. A training session should be held to prepare speakers for presentations in schools that are developing Youth Crime Watch programs.
- XI. In larger school districts, Youth Crime Watch should have its own staff and director. It should have a liaison from the school system administration to ensure that the program receives the attention and commitment it deserves from the district school system. Prepare a plan for funding the program. If not prohibited by school board policy, rely to some extent on corporate support

for program extras such as films and handouts, as well as for underwriting of larger activities. All other funding should be provided by the school board and/or individual schools. Some districts may be able to obtain funding through a law enforcement agency or another crime prevention program.

OFFICER McGRUFF & ELEMENTARY PROGRAMS

\*McGRUFF SKITS

\*YOUTH CRIME WATCH CLUBS


\*POSTER CONTESTS

\*PUMPKIN PATROL

\*CHEERLEADING CONTEST

\*YOUTH CRIME WATCH HOT LINE

\*ELEMENTARY SCHOOL MONTHLY TOPICS



V. ELEMENTARY SCHOOL PROGRAM

Introduction

The elementary school program is an important component of the overall Youth Crime Watch effort. Its importance lays in its ability to reach a child and instill social values, pride in school and self, while the child is young and more receptive to these ideas.

We believe that the key to reducing future crime statistics is to begin crime prevention early, while children are still forming their basic social codes.

A strong elementary school program supports secondary level Youth Crime Watch programs. The transitions from elementary school to junior high, and from junior high to senior high, are vulnerable periods in a child's life. During these years, children desire peer group acceptance and can be influenced by negative peer pressure. A strong elementary school program can ease these transitional periods by providing positive values and norms which prevent the child from falling under the influence of negative peer groups.

An elementary school level Youth Crime Watch program comprises several basic elements: an on-going calendar of educational programs, a Youth Crime Watch Club, and an installation assembly at which the Youth Crime Watch program is introduced to the student body as a whole. The program also involves awards and contests which serve to encourage positive peer pressure and provide acceptance and recognition.

### Monthly Educational Programs

The first step in setting up an elementary level Youth Crime Watch program is to develop a calendar of monthly educational programs which would be presented to the entire student body. Topics to be addressed might include: general safety, shoplifting, vandalism, citizenship, Halloween safety, substance abuse, home safety and summer safety, bus safety, stranger safety, peer pressure, child abuse, and "latch key kids" safety. Speak with teachers, parents, administrators to determine any topics that might be of special concern and include these topics in your plan for the year.

Each program should be conducted in an assembly format and should last about half an hour. Visual aids such as films, skits, posters, slides, and puppet shows should always be used. Community speakers can be recruited to give presentations; organizations such as the police department, Scouts, drug prevention groups, department store security staffs, child abuse centers, and community service groups often can be a very good source for effective and interesting presentations. Local businesses sometimes have community service or public relations staff who can supply guest speakers, such as Ronald McDonald who presents the "Safety & Smile" Program.

It is a good idea to provide teachers with follow-up materials which can be used as a classroom handout and exercise. Examples of handouts include word find puzzles, coloring sheets, tip sheet, etc.; samples are included in the Appendix.



### Youth Crime Watch Club

The second step in setting up your elementary school program is to form a Youth Crime Watch Club. The Youth Crime Watch Club meets at least once a month to discuss school crime programs, exchange information on current events, and give committee reports. The Club ideally includes representatives from each class; sometimes the lower grades do not have a representative. After each Youth Crime Watch Club meeting, the representatives should report back to their classes. Teachers should allow about five minutes of classroom time for this. If the lower grades do not have a representative, the Club should send someone to report to those students and their teachers. This ensures that everyone feels a part of the Youth Crime Watch Club.

In order to form your Crime Watch Club, you might follow the steps outlined below:

- I. The Youth Crime Watch advisor meets with the school principal to secure support for the Youth Crime Watch Club. The school principal should always be involved in choosing the Youth Crime Watch Advisor.

The entire faculty should be made aware of the Youth Crime Watch program, preferably at a faculty meeting early in the year. Seek the involvement of faculty members.

Seek the involvement of your PTA/PTSA safety chairperson.

Develop a list of issues and concerns. Develop a tip reporting procedure, and identify teachers and other staff members who will take responsibility for receiving tips from students. These individuals should be available throughout the school, and throughout the school day. They should also have the ability to relate to students and maintain students' trust. The use of a tip box in a central location such as the school library has proved to be very effective and allows students to provide tips anonymously.

- II. Students are selected from each class. Grades should have equal representation; if the advisor feels that the Club would be too advanced for the lower grade students,

teachers of these classes might sit on a committee as advisors.

- III. Call the first organizational meeting. At this meeting, welcome representatives, make introductions and explain the purpose of the Club. Discuss meeting times and decide how to structure your Club. Club officers might include a President, Vice President, Treasurer, Secretary and Advisor. Also decide what committees will be needed. There are many committees that can be developed, including a "Tip of the Day" committee, a committee to develop monthly programs, a committee to provide liaisons with other groups such as the PTA, a special event and a fundraiser committee, and a feeder school pattern activities committee. Finally, plan your next meeting and agree upon a date and place.

Ask students to think about which committees they would like to chair, and what Club offices they might like to hold.

- IV. At your second organizational meeting, the Club should elect its officers and committee chairs. Everyone should be assigned to a committee.

Once officers are elected and committees are assigned, you should begin to plan the installation assembly program.

- V. Hold the installation assembly program (see section).
- VI. Plan your monthly programs for the year. Schedule and carry out your monthly Club meetings. Guest speakers, visual aids and refreshments always help to make a meeting more enjoyable.
- VII. Develop a program of special events and special projects. Suggestions are included at the end of this section.

### Installation Assembly

When the Youth Crime Watch Club has been organized, an installation assembly program can be planned. The installation assembly introduces Youth Crime Watch to the entire student body and installs the Youth Crime Watch Club representatives and officers. It should be stressed whereas some individuals are representatives in the Club, all students are a part of Youth Crime Watch and that all students are equally responsible for becoming involved in reporting and preventing crime.

The reporting system which has been developed for reporting crimes should be explained to the students. The use of a tip box located in a convenient place such as the school library is one reporting system which has proved to work quite well. However, a system in which students can report to teachers or other adults should also be developed.

A skit (see McGruff skit in the Appendix) is frequently useful to aid in explaining the reporting program. In addition, a student may be chosen before the installation assembly to "steal" a bag or purse which is set near the podium. The person heading up the program or a police officer will inform the audience, "While I was up here speaking to you, something happened. I made arrangements earlier to have someone come up here and pretend to commit a crime. Can anyone tell me what happened? What was taken? Was it a boy or a girl? Tall or short? What color hair? What was he or she wearing? Skinny, medium or chubby? Anything unusual about this person?"

After the audience has volunteered descriptions, call the student who pretended to commit the crime, onstage. Go over all of your questions with the audience to demonstrate the importance of accuracy. Explain that only accurate information will help to apprehend the right individual; wrong information may even lead to an innocent person being accused.

Explain the reporting system to be used. Wind-up the installation assembly with the installation of members and the awarding of certificates. Members being installed should repeat the Crime Watch Pledge.

An outline of a model installation program follows:

- I. Pledge of Allegiance (Youth Crime Watch President)

- II. Introduction by the Youth Crime Watch Advisor explaining the overall purpose of the Youth Crime Watch Program and the purpose of the Installation Assembly.
- III. Introduction of Youth Crime Watch Club members and officers and representatives.
- IV. Student presentation of skit/play or music selection.
- V. Identification exercise.
- VI. Remarks by the School Principal.
- VII. Installation of Officers, including reading of Crime Watch Pledge led by police officer and awarding of certificates by school principal and police officer.

The program may also include representatives from a criminal justice department, a PTA/PTSA representative, or a popular local personality. The music or drama department may aid in putting on a skit with Youth Crime Watch Club members.

One of the most most effective programs in the McGruff skit (see the Appendix) performed by secondary students. Secondary students should be utilized as often as possible to represent programs or rap with elementary students. They are good role models and can influence and motivate younger students.

Crime Watch Pledge

The Crime Watch Pledge can be read by Youth Crime Watch officers during the installation assembly, or can be read as part of the actual induction of Club officers. The pledge is:

"WE, THE YOUTH CRIME WATCHERS OF (NAME OF SCHOOL) PROMISE TO KEEP A WATCHFUL EYE ON OUR SCHOOL. TO ENCOURAGE THE OTHER STUDENTS TO BE GOOD CITIZENS AND TO TAKE PRIDE IN OUR SCHOOL. TO OBSERVE ACCURATELY AND REPORT ANONYMOUSLY ANY CRIMES OCCURRING IN AND AROUND OUR SCHOOL. THIS WE WILL DO TO THE BEST OF OUR ABILITY."

Certificates and Awards

At the installation assembly, Youth Crime Watch Club officers and members should be presented with certificates recognizing their involvement in the Youth Crime Watch program.

At the end of each school year, Youth Crime Watch awards should be presented to the Outstanding Youth Crime Watch School and the Outstanding Youth Crime Watch Advisor. Develop objective criteria for choosing the recipients of these awards.

### Special Events and Contests

Special events and programs can enhance the success of your Youth Crime Watch program. Suggestions include a "Tip of the Day" or a "Tip of the Week" program to be read by a student over the public address system.

Have your school's band or choir learn the Youth Crime Watch song; cassettes and sheet music are available through the Dade County Youth Crime Watch program.

Develop a series of special field trips throughout the year. Jails, courts, police stations, etc. frequently allow school field trips. Also develop an outside speakers program in addition to the monthly assembly programs.

Have a student write a Youth Crime Watch column for your school newspaper. Tips, crimes, success stories and profiles can be included.

Develop a fund raiser to purchase crime prevention measures, such as a fence to enclose a parking lot, or Youth Crime Watch T-shirts for your Youth Crime Watch members.

Develop a bicycle safety program. A bicycle "rodeo" (obstacle course) can be the final event of the program.

Develop an anti-litter or a school cleanup campaign as a kickoff to topics such as vandalism, school pride or general safety.

Set up a fingerprinting program with your local police department.

March in a local parade, with your band playing the Youth Crime Watch song, cheerleaders, banners, and Club members.

Participate in local criminal justice career fairs.

Have a Youth Crime Watch week at your school.

Develop programs for parents in cooperation with your PTA/PTSA.

Have an Open House night with a booth, flyers and brochures on hand.

Contact your local police department for a K-9 or a mounted police patrol presentation.

Have a "poster contest" to promote your school's Youth Crime Watch program or to depict a crime prevention tip.

Ask your cheerleading squad to develop crime prevention related cheers; these cheers can be performed at a monthly assembly program.



Model Year

Planning is an important part of any successful Youth Crime Watch program. Develop a theme for each month which would be presented at the monthly assembly program and on posters, in the school newspaper, etc.


A model year might be set up as follows:

September	"General Safety"
October	"Halloween Safety" Open House presentation Poster contest
November	"Stranger Safety" PTA event
December	"Shoplifting" Holiday safety tips program Special school presentation such as K-9 or mounted police Request neighbors watch school over holiday vacation
January	"Latchkey Kids/Home Safety" Fundraiser to purchase crime prevention products Youth Crime Watch cheerleading contest
February	"Peer Pressure/Vandalism" Anti-litter program Special school program such as fingerprinting
March	"Pride & Citizenship" Special school presentation such as outside speaker Youth Crime Watch poster contest
April	"Bicycle Safety/School Bus Safety" Law enforcement career fair Request neighbors watch school during vacation

May "Substance Abuse"  
Youth Crime Watch awards ceremony  
show appreciation to local police

June "Summer Safety"

## SECONDARY SCHOOLS



- \* CORE GROUP  
SERVICE GROUP  
HAND PICKED BY PRINCIPAL  
OPEN INVITATION MEMBERSHIP
- \* EXPANDED CORE GROUP  
ATHLETES, CHEERLEADERS, BAND,  
CHORUS, DRAMA CLUB, RAPPERS, ETC.
- \* ASSEMBLIES  
THEY ARE FOR EVERYONE!

VI.            SECONDARY SCHOOL PROGRAM

Introduction

A Youth Crime Watch Program is an effective means of fighting substance abuse, vandalism, and other crimes in our junior and senior high schools. The program can be effective even if there has been no similiar program at the elementary school level, and can operate within a single school or throughout an entire school system.

A strong secondary school program helps to counteract the effects of negative peer pressure by providing positive peer role models and peer support for good citizenship.

Students who learn to value themselves and their schools are more likely to become productive, law-abiding members of society. Students who have gained leadership skills through their involvement in a Youth Crime Watch program are likely to carry these leadership skills throughout their adult lives.

A secondary school level Youth Crime Watch program comprises several basic elements: an on-going schedule of educational programs, a core group, an extended core group, the main event (installation) assembly, and procedures for taking action to either prevent crimes or report their occurrence (Project Report). The program may also involve supporting programs, such as a varsity patrol, contests and awards, a substance abuse program, and special events.

### Educational Programs

The first step in setting up a secondary level Youth Crime Watch program is to develop a calendar of assembly programs, events and special school presentations for the Core Group. Programs should focus on the major issues facing the school such as vandalism, substance abuse, and petty theft.

Some of the concerns to be dealt with include: graffiti, litter and vandalism; locker break ins; auto and bicycle thefts; robbery and larceny; weapons; trespassing and breaking and entering; fighting and gangs; arson; sexual harassment and rape; drug and alcohol abuse.

Presentations should focus on specific issues, which are supported by public address system "Tip announcements", poster and mural contests, and special events programs. Presentations should be lively and engaging, without being frivolous. Visual aids, films and other forms of dramatization are usually more effective than unaided speakers.

School Resource or Community Service officers from local police departments ideally should be responsible for comprehensive crime prevention training programs throughout the year.

Local community service groups and criminal justice departments can often supply speakers, films and presentations. Local corporations frequently have materials and speakers available through their public relations or community service departments.

Whenever possible, support a specific program with literature handouts and materials.

### Core Group

Core Groups consist of students who serve as Youth Crime Watch representatives in each school. The purpose of the Core Group is to lead the school in the formation of the Youth Crime Watch program, establish the goals and issues to be addressed, and arrange the Extended Core Group meetings and assembly meetings.

Prior to forming a Core Group, a Youth Crime Watch Advisor should be selected. This individual may be an administrator, teacher, counselor or other staff person whom students relate to and trust.

In some cases, the school principal may feel that the Youth Crime Watch program would operate best under the auspices of an established school organization. In those cases, the organization's sponsor may be appointed as the Youth Crime Watch Advisor and the Youth Crime Watch program would be set up as a service project.

The basic steps to forming a Core Group in your school are:

- I. The Youth Crime Watch Advisor meets with the school principal and a law enforcement representative to determine the major issues and concerns facing the school.
- II. The Youth Crime Watch Advisor in cooperation with the school principal and other administrators, faculty or staff chooses approximately 15 to 30 students to be members of the Core Group. These students are chosen for their leadership abilities and might include club presidents, members of student government, captains of athletic teams, newspaper staff members, etc. The purpose of the Core Group is to provide a "funneling" effect. The Core Group should also include representatives from each grade level.
- III. Call the first organizational meeting. At this meeting, welcome the Core Group members, make introductions and explain the purpose of Youth Crime Watch as well as the Core Group. Personal experiences related by administrators, a police officer, and a student are effective in communicating the importance of crime prevention.

The meeting should also address the creation of a tip reporting system (Project Report), identifying the major areas of concern and key crime prevention needs, the

role of the Extended Core Group, setting of the Main Event Assembly, and setting up an Extended Core Group Meeting.

- IV. The organization of the Core Group can include committee chairpersons for each functional area (e.g., Assembly Program Chairperson). The Core Group also includes elected officers.
- V. The Core Group should plan the Main Event Assembly and develop the monthly programs for the year, including the assembly programs and any contests or special events. The Core Group is also responsible for publicizing Youth Crime Watch to the students and faculty. Finally, the Core Group is responsible for organizing Project Report

### The Extended Core Group

The Extended Core Group is literally just that: an extension of the primary Core Group. It is approximately twice the size of the Core Group, and includes 30 to 60 members who are not in the Core Group. These members include student leaders, cheerleaders, sponsors, coaches, teachers, athletes, and even some "trouble makers".

The purpose of the Extended Core Group is to increase awareness of Youth Crime Watch programs in the school, and to provide feedback to Core Group members.

Once the Core Group has determined the type of reporting system, identified the major problems facing the school, created a basic program for the year and has finalized plans and a logo for Project Report, a meeting with the Extended Core Group members may be called.

At this meeting, Extended Core Group members are introduced the objectives of Youth Crime Watch and are given an explanation of reporting procedures, Project Report, and other key programs. Extended Core Group members are also taught the basics of suspect identification by a police officer.

At the end of the meeting, plans for the Main Event Assembly are discussed and Extended Core Group members are encouraged to "whip up enthusiasm" for this event among their friends.

The next meeting for the Extended Core Group is set; usually, the Extended Core Group will meet once a month.



### The Main Event Assembly

The purpose of the Main Event Assembly is to introduce the Youth Crime Watch program to the general student body. The Main Event Assembly is organized by the students members of the Core Group; the main role of the Advisor is to keep the principal and/or the activities director informed of the status of the Assembly and to guide the students in their efforts.

The Assembly generally consists of speaker presentations followed by entertainment relating to crime prevention. The following is a recommended outline for a Main Event Assembly:

- I. School Principal: provides opening remarks and introduces the student Core Group leader (Youth Crime Watch President).
- II. Youth Crime Watch President: provides a brief introduction to the goals of the Youth Crime Watch program and acts as the Assembly moderator.
- III. Youth Crime Watch Advisor or other involved adult: provides a motivational speech on the importance of becoming involved in Youth Crime Watch by reporting crimes in and around the school.
- IV. Special investigative unit (school security): gives statistics on crime problems in the particular school, defines School Board policy relating to weapons, drugs, alcohol, etc., provides definitions of penalties such as suspension and expulsion, and explains the overall importance of Youth Crime Watch.
- V. Police Officer: provides a demonstration on accurate observation including staged theft.
- VI. Two student speakers: gives a presentation on the importance of Youth Crime Watch from a student's point of view. The first speaker may talk about how everyone is affected by crime. The second speaker may explain the concept of Youth Crime Watch.
- VII. Youth Crime Watch representative or Core Group member: explains Youth Crime Watch concepts, particularly the importance of reporting crimes, and introduces the entertainment.

VIII. Entertainment: the school band may give a performance of upbeat songs including the Youth Crime Watch theme song. Cheerleaders can perform "crime prevention" and Youth Crime Watch cheers. Members of drama, speech and debate clubs or classes may put on a skit. Members of modern dance classes may perform. Rappers may perform a rap song about Youth Crime Watch.

The Assembly format will vary from school to school, but should be lively, upbeat and motivational and should provide a clear explanation of Youth Crime Watch concepts. Sample speeches are included in the Appendix.

### Project Report

Project Report focuses on the development of approaches to be used in reporting crimes, and includes a program to identify personal belongings at home and at school with an ID number such as a Social Security number or driver's license number.

Project Report is headed by Core Group members. A variety of approaches to be used in reporting crimes may be decided upon, depending on the school, but whatever the approach — the ANONYMITY OF REPORTING STUDENTS MUST BE ASSURED. Frequently, more than one approach is used. Some basic approaches include:

- I. Open Approach: The open approach relies on teachers who agree to receive student reports of crimes. Members of the Core Group write a letter which is approved and signed by the principal, explaining the Youth Crime Watch program and asking school faculty members to be a part of the school's reporting system.

A volunteer authorization form is included which teachers may sign and return if they agree to participate. Follow-up by a member of the Core Group is recommended to ensure that each teacher understands the reporting procedures and the importance of student anonymity.

Special stickers or signs are placed outside the classrooms of participating teachers, so students know where to report incidents. The program gains exposure from these stickers, which alert students to the fact that their school is a "Youth Crime Watch Protected" school.

- II. Hall Approach: The hall approach is similar to the open approach, except that only one participating teacher is located on each wing, or hall, of a building, on each floor.

Stickers are also used to identify these teachers.

- III. Crime Tip Boxes: Crime Tip boxes may be placed on locations within the school, such as the school library. The crime tip box concept works well because many students feel more comfortable reporting a crime by means of an anonymous note.

- IV. Personal Item ID Program: Project Report also encourages students to mark personal belonging with an ID number so that these items may be claimed in the event of recovery after loss or theft.

### Varsity Patrols

Varsity Patrols are made up of female and male members of one, or more than one varsity team, who volunteer to patrol school halls, grounds and parking lots keeping an eye out for suspicious individuals and activities. They simply report any activity they see to a teacher or administrator. They ask students roaming the halls for a pass, check restrooms for vandalism, report drug sales and use, and report other crimes. They patrol before and after school, during their lunch periods, and at school events.

An administrator, Youth Crime Watch Advisor, or Core Group member receives permission to attend a team meeting, introduce the Varsity Patrol concept and recruit members. Members of the Varsity Patrol should automatically become members of the Extended Core Group.

Varsity Patrols are effective because in many schools, athletes are looked up to by other students. In addition, Varsity Patrol members enjoy the "members only" type of club atmosphere. Patrols are tailored to the school. Patrols may involve the students whose qualifications include good academic standing, work in Youth Crime Watch, etc. rather than athletic standards.

Student Advisory Councils

A Student Advisory Council is composed of representatives of secondary schools throughout the county. Its purposes are to promote networking and the exchange of information among the students, to assist individual schools with problem solving and to set goals for and implement county-wide activities. Programs may include speakers, skills training and successful projects created or performed by students in their respective schools. This is student-to-student teaching at its best.

Special Events and Contests

Special events and contests are a useful way to augment monthly assembly programs. School-wide contests can include designing a Project Report sticker, poster contests, classroom door decorating contest, and a "Best Tip of the Month" contest.

Special events include a Youth Crime Watch Week, an anti-litter "Pride in Self and School" campaign, and an anti-drug and alcohol abuse campaign.

(NOTE: Refer to "Special Events and Contests" under Elementary Schools for additional ideas.)

## Taking Action

A number of ideas have surfaced on how to deal with some common problems faced by secondary schools. Many ideas can be adapted from one problem area, to another. These ideas include:

### I. Vandalism

- "Pride in Self and School" Campaign
- Have school principal discuss the amount of school funds wasted on vandalism each year, and where those funds might have gone instead. This can be accomplished during class discussions, or in an assembly.
- Clean Up/Fix Up/Paint Up Week
- Varsity Patrols checking for vandalism and graffiti in "hot spots" such as restrooms
- Ask neighbors to watch the school and report any suspicious individuals loitering in the area or any suspicious occurrences. If the area does not have a Neighborhood Crime Watch program, you may want to establish one.

### II. Locker Break Ins

- Provide tips over the public address system
- Develop a "locker safety" handout
- Create "reminder cards" about the size of a business card slip in lockers which have been left open

### III. Auto and Bicycle Theft

- Varsity Patrols of parking lot and bike storage racks
- Presentations by police groups, auto associations and towing companies as to the best ways to secure your car
- Periodic reminders over the public address system, "Have you locked your car today?"

### IV. Robbery and Larceny

- Develop a "Be Aware" Handout
- Speakers and literature from local crime prevention and law enforcement agencies

### V. Weapons



- Public address system warnings prohibiting bringing weapons to school
- Anti-weapon campaign consisting of posters, banners, etc.
- Speakers from law enforcement agencies to discuss laws on weapon possession

VI. Fighting/Gangs and Trespassing

- Speakers from law enforcement agencies discussing the penalties for fighting, breaking and entering and trespassing
- Legal groups discussing the laws concerning these crimes and the rights of others

VII. Arson

- Local fire department presentations dealing with the reasons for arson, arson cases in the community, fire prevention at home and at school, safety in the event of a fire

### Confronting Drugs

Many schools face the need to confront the ever-growing drug and alcohol abuse problem. Your Core Group may wish to sponsor a special project to deal with this issue.

Some suggestions include:

- I. Establish a subcommittee of the Core Group to take on the responsibility of informing the Core Group about drug abuse programs and anti-drug use campaigns in the community.
- II. Sponsor an open faculty meeting with the Core Group to roundtable ideas and feelings about the drug problem in your school. Invite law enforcement officials and drug abuse experts to give a speech on the signs of drug use in an individual, resisting peer pressure, and helping an addicted friend. Send a representative from the Core Group to a faculty meeting to update faculty who missed this open meeting.
- III. Publish a directory of "things to do and places to go" as an alternative to drug-focused parties and activities.
- IV. Sponsor a "Red Ribbon Day" or a community "Just Say No To Drugs" campaign in cooperation with local businesses.
- V. Organize a student visit to a rehabilitation center.
- VI. Create a student handout on drug abuse, including the effects of drug use and resources for rehabilitation and help.
- VII. Sponsor essay and poster contests. Tickets to school events can be awarded in lieu of other prizes.
- VIII. Sponsor a "drug information" newspaper clipping campaign, and post these clippings on a school bulletin board.
- IX. Involve peer counseling groups, drug awareness classes, family action groups and others in your efforts. These groups are ready and willing to help you, and will be very productive given the opportunity.

VII. APPENDIX



SPEAKING TEAMS

\* COMMUNITY VOLUNTEERS

POLICE OFFICERS,  
STUDENT VOLUNTEERS  
BUSINESS PEOPLE  
OTHER PROFESSIONALS

\* ASSEMBLY

SPEAKING TEAM,  
BAND, SKITS,  
ROLE PLAYING,  
CHEERLEADERS

\* ACTION PROJECTS

CONTESTS, TIP BOX,  
VIDEOS, PUBLICATIONS,  
AMERICA'S PRIDE,  
VARSITY PATROL

Tips for Teachers

- I. When a student reports a school crime to you, make sure that you get accurate information including:

WHERE, WHEN, WHO (suspect, victim, witnesses), WHAT IS CURRENTLY BEING DONE OR IS GOING ON, SUSPECT DESCRIPTION, and ANY OTHER PERTINENT INFORMATION.

It is important that you report all information immediately to the designated authorities. Use your best judgment regarding attempting to apprehend a suspect; ask school officials to set forth guidelines for attempting to apprehend suspects or interrupting a crime in progress.

Remember that all details, even the smallest, are important. If you see a suspect or vehicle, take care to note as many details as possible.

- II. The school administration should usually be notified first. If the school has a police resource office, he or she is notified next. If the crime is committed off school grounds but involves a student from your school, your school administration should still be notified.

- III. Comments, leads and complaints which do not require immediate action should be placed in a centrally located Crime Tip Box or in a designated mail slot, or may be given to the school's Resource Officer.

Promotional Support

Promotional support helps to spread the word about your Youth Crime Watch activities. Consider the following ideas:

- I. School Newspaper: a regular column or feature article
- II. Youth Crime Watch Newsletter
- III. Police Appreciation Picnic: sponsor a picnic for local law enforcement in cooperation with local fast food chains and grocery stores.
- IV. Youth Crime Watch Week: organize a week of pep rallies, assemblies, contests, public address announcements and other events.
- V. Public Address "Spot": sponsor a contest for the best thirty second "radio" plug for Youth Crime Watch, with the winners played over the school public address system.
- VI. Cheerleading: hold a cheerleading contest for the best Youth Crime Watch cheers; these cheers can be performed at assemblies and school events.
- VII. Poster, Essay, Pennant, Slogan and Project Report Sticker Contests: poster contests are great at the elementary school level. Ask a local shopping mall to sponsor the contest and to display the entries.
- VIII. Posters, Flyers, P.A. Announcements: posters, flyers and public address announcements can be used to publicize events and programs, as well as crime prevention tips. Use these promotional items throughout the year, so that your Youth Crime Watch Program always has a visible presence.

Sample Speeches

The following speeches apply primarily to the secondary school level Main Event Assembly, but can be useful in developing the elementary school level Installation Assembly program.

- Whenever you are featuring guest speakers, be prepared for no-shows. The following ideas can help you to fill in for an absent or late speaker:
  - Have a question and answer period with the audience and a present speaker
  - Have a backup film, such as the Youth Crime Watch film, "Taking Action", available
  - Ask scheduled entertainment groups to perform additional numbers
  - Ask your speakers to expand their subject area and speaking time.

A Message to Assembly Speakers

THE ASSEMBLY IS THE ONE MEETING PER YEAR WHEN THE ENTIRE STUDENT BODY IS GATHERED FOR THE PURPOSE OF LEARNING ABOUT YOUTH CRIME WATCH. MANY STUDENTS WILL HAVE NO BACKGROUND KNOWLEDGE OF THE YOUTH CRIME WATCH PROGRAM. MAKE SURE THAT YOUR MESSAGE COMES ACROSS CLEARLY AND EFFECTIVELY. THE ASSEMBLY SETS THE TONE FOR THE REST OF THE YEAR.

ADULT SPEAKERS: You have been asked to speak because people are confident that you have something valuable to contribute to the group. Remember that a Youth Crime Watch meeting or assembly is a gathering of students --- not an academic lecture. When thinking about your speech, put yourself in the place of the student. Imagine what you would listen to and understand. Often, it is effective to relate a personal experience if it is appropriate. Ultimately, speaking to a Youth Crime Watch group is like giving a friend advice.

STUDENT SPEAKERS: The best thing to do in your speech is to be yourself. Talk about Youth Crime Watch from a "friend to friend" approach --- "We're all in the same boat, and we're all on the same team."

THE FOLLOWING SAMPLE SCRIPTS MAY HELP YOU TO PREPARE YOUR OWN PRESENTATION. REMEMBER, THESE ARE ONLY SUGGESTIONS. FEEL FREE TO DEVELOP YOUR OWN APPROACH.



Principal's Opening Remarks

Our program today is designed to make our school a better place for everyone. Some of you may have heard of Youth Crime Watch. Youth Crime Watch is operating successfully in schools just like ours, across the country.

Our speakers today will tell us how we can have a own Youth Crime Watch Program. If everyone gets involved, we can make a difference. Crime affects everyone. In our school, we face (NAME MOST IMPORTANT PROBLEMS).

Youth Crime Watch has helped other schools deal with the same kinds of problems. Now it is my pleasure to introduce the president of our Youth Crime Watch program, (NAME OF STUDENT), who will preside over today's assembly.

President's Introduction of Speakers

I am pleased to introduce today's speakers. With us today are  
(AT THIS POINT, THE PRESIDENT SHOULD NAME THE SPEAKERS, SAY BRIEF-  
LY WHAT THE SPEAKERS WILL TALK ABOUT, AND PROVIDE A BRIEF BIOGRA-  
PHY OF THE SPEAKERS. THIS INTRODUCTION SHOULD BE VERY BRIEF.)

Now, for our first speaker, please give a warm welcome to  
(Mr./Mrs./Miss \_\_\_\_\_ of \_\_\_\_\_.)

(AT END OF FIRST SPEECH, THE PRESIDENT THANKS SPEAKERS AND INTRO-  
DUCES NEXT SPEAKER. THIS PROCESS CONTINUES UNTIL ALL SPEAKERS HAVE  
GIVEN THEIR PRESENTATIONS.)

Adult Volunteer Speech

I'd like to start today by asking a few simple questions. How many of you have ever been the victim of a crime --- at school, at home, in a shopping mall? Just raise your hands.

Now, how many of you know someone who has been a victim of crime? It could be a friend, relative, teacher or a neighbor. How many of you can think of someone you know who has been a victim of crime? Just raise your hands too.

I'd like everybody to keep their hands raised. Now, how many of the rest of you think about crime or sometimes worry about getting mugged, having a purse snatched ---- raise your hands.

Now, look around the room. Crime is already a problem in our school. Now, put your hands down.

Crime affects everyone. Even if you didn't raise your hand, you can still be a victim. Today, tomorrow, a month from now.

If you are not helping to fight crime, you are contributing to it. Only 5% of all students commit crimes. But if you see a crime being committed, and do nothing about it, you are helping that person to be able to commit another crime. Maybe against you or your friends.

Youth Crime Watch is about all of us working together to stop crime. There are things we can do to prevent crime --- locking our valuables in a safe place, being careful and aware. But the most important thing we can do is to stop saying yes to crime, and start saying no.

All of us can get involved in Youth Crime Watch. All it takes is to report a crime when you see it. Some of the speakers later in today's program will tell us how to do that.

I am proud to be working with you to make Youth Crime Watch a reality in our school. Each of you can make a difference. Together, we can make our school a better place for everyone.

Thank you.

School Security

(THE CONTENT OF THIS SPEECH WILL VARY FROM SCHOOL TO SCHOOL. IF THE SCHOOL DOES NOT HAVE A SECURITY UNIT, A SIMILAR SPEECH CAN BE MADE BY AN ASSISTANT PRINCIPAL, A POLICE OFFICER, A COACH OR A WELL-LIKED TEACHER.)

(THE SPEECH SHOULD INCLUDE THE FOLLOWING:)

- 1.) Statistics and examples of crime problems in the school.
- 2.) School Board policy regarding drugs, alcohol, weapons etc.
- 3.) Some of the disciplinary actions that can occur, including expulsion and suspension, and the effects of this on a student's record and future.
- 4.) The friendly role of school security.
- 5.) How school security works with Youth Crime Watch.

Student "You could be next" speech

(THE STUDENT CAN GIVE A PERSONAL STORY ABOUT BEING A VICTIM OF CRIME AS AN INTRODUCTION TO THE SPEECH.)

Most of us don't think about crime until it happens to us. But any of us can be victims of crime. Think about it. Some of us have cars; someone could be ripping off our cars at this minute. How many of you have money, books, or valuables in your locker?

Most of us are busy running to classes. It only takes a second for someone to steal a purse laying on a desk, or under a chair. It only takes a minute to steal a wallet.

People who rip us off spend time watching us. They know our schedules, when we go to class. They take advantage of us. And when they rip us off, they laugh at us.

But there's more to crime than that. How about the money the school spends on vandalism, theft, and on security? That money could be going to better sports programs, more teachers and smaller classes so we'd learn more, special programs. When we let crime happen to our school, we are letting ourselves be ripped off.

Do you know where the money comes from to run this school? From our parents. Our parents and other parents pay taxes that run this school. When we let people rip off the school, we are letting them rip off our parents and our friends' parents.

That's dumb. It's dumb to let ourselves get ripped off. It's time we all fought back. Because we all are the victims of crime.

Youth Crime Watch member

How does Youth Crime Watch work? It's easy. Anytime one of us sees a crime being committed, or hears someone brag about committing a crime, we report it anonymously.

(AT THIS POINT, THE STUDENT EXPLAINS THE REPORTING METHODS. THE STUDENT SHOULD STRESS THAT REPORTING IS NOT "SNITCHING" AND THAT BECAUSE THE REPORTING IS ANONYMOUS AND CONFIDENTIAL, THERE IS NO REASON TO BE AFRAID.)

Teacher

(NOTE: AT THE END OF THE TEACHER'S SPEECH, A STUDENT CAN RUN UP TO STAGE AND STEAL A PURSE OR BRIEFCASE. THIS SETS THE SCENE FOR THE POLICE OFFICER'S SPEECH.)

Some of you may feel nervous about reporting crimes. All the teachers have made a commitment to being involved in Youth Crime Watch, just like you. We have agreed that it is very important to protect the anonymity of everyone who reports a crime. Like you, we care about this school and want to make it a better place for everyone.

What happens when a crime is reported? (AT THIS POINT, THE TEACHER SHOULD EXPLAIN THE PROCEDURES FOR INVOLVING SCHOOL SECURITY AND THE ADMINISTRATION. THE TEACHER SHOULD ALSO EXPLAIN SOME OF THE CONSEQUENCES FOR THE CRIMINAL. THE TEACHER SHOULD MAKE IT CLEAR THAT THE CRIME WILL NEED TO BE DEFINITELY LINKED TO THE INDIVIDUAL BEFORE THE INDIVIDUAL IS PUNISHED.)

We may not always be able to catch everyone who commits crimes in our school. Sometimes, you will know the person's name but we have to be able to prove that the person did it. But when the people who commit crimes in our school find out that we are on to them, and that we are no longer willing to sit back and be quiet, that person won't be able to commit crimes freely.

Youth Crime Watch is about helping to prevent crimes before they happen. Other students and other teachers in other schools can tell us one thing: it works.

Thank you.

Police Officer

Something just happened. A crime was committed. How many of you can describe the person who committed the crime.

Was the person male or female? How tall? How do you think he or she weighed? What color hair and eyes? Did the person have on glasses? What was he or she wearing. Try to picture the person in your mind.

(THREE STUDENTS OF SIMILAR BUILD WALK ON STAGE.)

One of these students committed the crime. (FIRST STUDENT STEPS FORWARD.) How many of you think this was the person? Raise your hands. (SECOND STUDENT) If you think this is the person, raise your hand. (THIRD STUDENT) How about this person?

(OFFICER POINTS OUT THE PERSON.) This is the person who committed the crime. (STUDENTS LEAVE STAGE) As you can see, it is very important to be observant. Crimes happen when you don't expect them. You have to train yourself to always be aware, to notice details.

There are some things to look for. (AT THIS POINT, THE POLICE OFFICER SHOULD DESCRIBE IDENTIFYING CHARACTERISTICS, WHAT TO LOOK FOR AND HOW TO DESCRIBE THEM.)

You also have to be able to talk about the crime. Was there a weapon? Did it look unusual in any way? Did the person have it in his right or left hand?

What was stolen? Was there a bag or other container used to carry the items? What did it look like? Which way did the suspect go? Was there anyone else around who looked suspicious? This person might have been a look-out.

Was a vehicle involved? What kind? It's a good idea to try to remember the license plate, but that's not the only important thing to look for. Did it have two doors or four? (POLICE OFFICER SHOULD TALK ABOUT IDENTIFYING CARS AND OTHER VEHICLES.)

I know that no one can remember all these details. The important thing is to try to remember as many details as you can. Stay calm and give your description matter of factly.

(ANOTHER STUDENT CAN NOW RUN ACROSS STAGE; POLICE OFFICER CAN LEAD THE AUDIENCE IN TRYING TO DESCRIBE THAT PERSON.)



ORIGINAL CRIME WATCH CHEERS

Miami Coral Park Senior School

INITIATIVE

Take initiative,  
Help your friends,  
Join with Crime Watch  
And help crime end.  
It's time to stand up--  
And NOT GIVE UP!  
So let's get smart.  
Join with us--  
Our first move is a MUST!

TEAM

We're ready to fight.  
We've finally learned what's right.  
It just ain't cool to ruin your school  
So don't take crime too light.  
Join the crime watch team  
And keep your record clean.  
Let's take our actions to the top--  
CRIME HAS TO STOP!

# YOUTH CRIME WATCH

---

# GET TOUGH ON CRIME!!!

---

A PLAY FOR ELEMENTARY  
SCHOOLS OF DADE COUNTY

©Copyright 1981, Isabel Banks  
featuring  
**OFFICER MCGRUFF**

*Crime is a  
Dog-gone Shame!*

*Officer McGruff*



The person playing Officer McGruff must know, before the presentation, what the problems in the specific school are. He must also make arrangements to have a student pretend to steal his "clue bag" while he is speaking. The McGruff head and paws are available through the Youth Crime Watch Office. The "Clue Bag", magnifying glass and trench coat or jacket are the responsibility of the person playing McGruff. The clue bag is a large shoulder bag, legibly labeled "clues".

SCENE: School room with three desks. They must be equipped with microphones.

CAST: First Girl  
Second Girl  
Boy  
Officer McGruff

Curtain opens with First Girl sitting at a desk, reading a book.

Second Girl: (Enters, plops into seat, visibly angry. She slams her pocketbook on the desk, props head on fists and scowls)

First Girl: What's the matter, Suzie?

Second Girl: I'm so mad I could throw things -- if I had anything left to throw. Someone broke into my desk and took EVERYTHING -- notebooks, school books, lunch money, EVERYTHING! Not even a pencil left. What am I going to DO?

First Girl: Why don't you tell the principal?

Second Girl: Is he (she) going to do my science project over for me? And my homework? Maybe they'll give me new books, but what about all that work?

First Girl: Well, tell your teachers.

Second Girl: Aw, they've heard it a million times. They hardly believe it anymore.

First Girl: Well, what are you going to do?

Second Girl: I don't know, but I've had ENOUGH!

Boy: (He enters limping and bouncing ball dejectedly. He sits down, takes off one shoe and massages foot, groaning)

First Girl: You look beat!

McGruff: Sure. What's wrong?

Boy: Aw, everything. Somebody stole my bike, someone went into Suzie's desk and took all her stuff. (He adds things that have been happening at this school). Can you help us?

McGruff: That's what I'm here for - to help good kids straighten things out, but YOU have to help ME!

Second Girl: But what can we do?

McGruff: Well, it's like this: A detective has to have clues. (He opens his clue bag and takes out something ridiculous like a fake ice cream cone, acts embarrassed and hastily puts it back). I've got ears, BIG ears, (wiggles them with his paws) but only one pair. And I have eyes (looks through magnifying glass, picks up imaginary clue and puts it in the bag), big eyes but only two. I need you to use YOUR eyes and YOUR ears to help me fill my clue bag. Do you want to help? I can't do it alone.

All Three: Sure! What do we do?

McGruff: Well, first, let's find out if the other kids in your school feel the same way. (He turns to the audience and asks them about things going on that they don't like). Do you want these things to keep on happening?

Audience: NO!

McGruff: Louder, I couldn't hear you.

Audience: NO!!

McGruff: Well, if you all want to do something about it, all you have to do is call me. He (pointing to the boy) will teach you how easy it is to do.

Boy: Come on now. It's easy. All you have to do is yell:  
OFFICER McGRUFF  
COME ON AND DO YOUR STUFF  
WE HAVE HAD ENOUGH

All Three: All together, now... (with McGruff leading and enthusiastically motioning for the audience to participate)  
OFFICER McGRUFF  
COME ON AND DO YOUR STUFF  
WE HAVE HAD ENOUGH

4. Let the students in your school know that NONE of you like bad behavior.

If you follow these four steps, the students doing bad things will be afraid to do them anymore because they will never know who is watching and who is going to report them. You know, I don't think there ARE bad kids. I just think there are kids who do bad things sometimes. You will really be helping them if you report them. If students get away with stealing lunch money or candy bars today, they may go on to stealing bikes and then maybe cars and eventually they'll get caught for something big and have to go to jail. You are really being a good friend if you make a kid stop doing bad things when he's young.

OK, I want to hear you if you're going to report crimes. Are You?

All right, that's enough. HOW are you going to report crime? I'll tell you, anonymously. Now, you don't have to know how to spell anonymously to be a Youth Crime Watcher, but you sure have to know what it means. It means secretly. It means you mustn't tell anyone that you've reported a crime, and your teachers or whoever you report to will never tell anyone that you were the one who reported it either. That way you can't get hurt for reporting, and the kids doing the bad things will think EVERYONE is reporting them and they'll really be scared. It's their turn to be scared, isn't it?

Now, WHOM are you going to tell, when you see something wrong? This is different in every school and you must ask your principal and your teachers to decide what's the safest and best way for your school.

WHAT are you going to report? Anything bad that goes on, but you may want to get together and decide the special things that bother the kids in your school most and concentrate on them first. Let's see how good you are at observing and reporting. I made arrangements this morning for a student to pretend to commit a crime while I was talking. Raise your hands if you saw it happen. OK, what happened? Now tell me about the kid who did it. Was it a boy or a girl? (McGruff calls on individual students and repeats the answers he gets so everyone can hear them). How tall? What was he/she wearing? How much do you think he/she weighs? Was he/she skinny, medium or chubby? What color was his/her hair? Was there anything special about him/her that would help other people recognize the person. (McGruff brings the "thief" on stage, and compares the observations with what the child really weighs, how tall he really is, etc.)



# MIAMI SOUTHRIDGE SENIOR HIGH SCHOOL

19355 SOUTHWEST 114 AVENUE  
MIAMI, FLORIDA 33157  
(305) 238-6110

Dr. Joseph A. Fernandez  
Superintendent Dade County Schools

Mr. Alex M. Bromir  
Superintendent South Area

Dr. Frederick C. Rodgers  
Principal

## NATIONAL CRIME WATCH PREVENTION CONFERENCE

November 5-7, 1987

Hyatt Regency/Miami Convention Center

Workshop on: Youth Crime Watch Enhancement and the  
School Site Administrator's Role

Principal: Dr. Fred C. Rodgers  
Miami Southridge Senior High School

Presenter: Dr. Vic Nardelli, Assistant Principal  
Miami Southridge Senior High School  
Dade County Public Schools  
19355 SW 114 Avenue  
Miami, FL 33157  
238-6110, Ext. 226  
School Mail Code #7731

Co-Presenter: Mr. Paul Cooper, Administration Office  
Miami Southridge Senior High School

	<u>Page #</u>
Attachments:	
A. Topical Agenda	1
B. Letter to Parents/Students	2
C. Memoranda to Faculty	5
D. Identification Cards	14
E. Media Coverage	15

TOPICAL AGENDA

I. Program Background at Miami Southridge Senior High School

- 1. School/Community Overview
- 2. Why/How Program Started
- 3. Crime Watch/Spartan Patrol

II. PROGRAM ORGANIZATION - "WITH A LITTLE HELP FROM OUR FRIENDS"

- 1. Dade Partners
- 2. Metro Police Department
- 3. Area/District/School Administration
- 4. School Principal
- 5. Faculty/Staff
- 6. Parents/ Community
- 7. Student Body
- 8. News Media

III. Concerns/Possible Problems

- 1. Apathy
- 2. "Snitching"
- 3. Priority of Program
- 4. Follow-up
- 5. Lack of Purpose

IV. Benefits

- 1. Individual Pride/Improved Self Image
- 2. School Pride
- 3. Productive/Concerned Citizens
- 4. Reduction in Crime at School
- 5. Positive "PR" for school
- 6. Belonging to a Group
- 7. Working with other individuals
- 8. Support for Administration and Faculty

V. Some Tips/Summary

- 1. Importance of the Student
- 2. Importance of the Program
- 3. Productive/Involved Citizenry
- 4. Involvement in Total School
- 5. Administrative Priority
- 6. Student/Teacher Interaction
- 7. Marketing OUR Program/Our School

VI. Discussion/Questions and Answers

VAN/rsm  
10/87





# MIAMI SOUTHRIDGE SENIOR HIGH SCHOOL

19355 SOUTHWEST 114 AVENUE

MIAMI, FLORIDA 33157

(305) 238-6110

2

Dr. Joseph A. Fernandez  
Superintendent Dade County Schools

Mr. Alex M. Bromir  
Superintendent South Area

Dr. Frederick C. Rodgers  
Principal

## MEMORANDUM

TO: All Parents of Miami Southridge Senior High School Students

FROM: Dr. Fred C. Rodgers, Principal *Y.A.*

DATE: September 21, 1987

SUBJECT: Youth Crime Watch Program

During the next few weeks, Miami Southridge Senior High School will hold its first Youth Crime Watch meeting for the 1987-88 school year in the school's gymnasium. Each student at Miami Southridge Senior will be an important link if this program is to be successful. Therefore, we are extending an invitation to every student who would like to become an active member of the Youth Crime Watch Club to be present at the above meeting. Membership cards will be issued to all members in advance of the meeting.

If your son/daughter has your permission to join this club, we are asking you to sign on the space provided below. Your son's/daughter's participation in this club will help make not only our school, but our community a better place in which to learn and grow into a productive individual. If you have any questions regarding this program, please contact Dr. Nardelli or Mr. Cooper at 238-6110.

FCR/VAN/rsm

- cc: Detective Jerry Crawford  
Metro Dade Police Department
- Mr. Alex Bromir, Superintendent, South Area
- Mrs. Phyllis Cohen, Director, South Area
- Ms. Lori Rosen, Youth Crime Watch Coordinator  
Dade County Public Schools
- Dr. Vic Nardelli, Assistant Principal  
Mr. Paul Cooper, Administration Office  
Miami Southridge Senior High School

\_\_\_\_\_  
Student's name (Please Print)  
(Last name) (First name)

\_\_\_\_\_  
Parent's/Guardian's Signature

\_\_\_\_\_  
Homeroom/First Period Teacher's Name

\_\_\_\_\_  
Student's Present Grade Level

### NOTE TO STUDENTS

In order to participate in the "Spartan" Crime Watch Program and the many special activities planned for only Crime Watch Members for the rest of this school year, please return this completed letter to your first period teacher before Friday morning. Your membership card will be issued through your first period class next week. This membership card will be your pass and admit to all future crime watch activities.



# MIAMI SOUTHRIDGE SENIOR HIGH SCHOOL

19355 SOUTHWEST 114 AVENUE

MIAMI, FLORIDA 33157

(305) 238-6110

Dr. Joseph A. Fernandez  
Superintendent Dade County Schools

Mr. Alex M. Bromir  
Superintendent South Area

Dr. Frederick C. Rodgers  
Principal



September 28, 1987

Dear Youth Crime Watch Member:

Congratulations! You have been selected for membership into the Miami Southridge Senior High School's Youth Crime Watch Program for the 1987-88 school year. This club will be one of the most respected and rewarding organizations in this school and throughout Dade County.

Nobody likes to be "Ripped Off"! You may have just prevented this from occurring by getting involved in your Crime Watch Program. Youth Crime Watch is students who CARE enough about themselves, their friends, their schools and who do something about crime. The "Something" we as adult facilitators ask you to do is to observe and report crime in your school anonymously. You can assist us in altering attitudes about school by using peer pressure to keep our school a pleasant, safe place where learning can more effectively take place. Undoubtedly, this positive attitude will be a part of you for the rest of your life.

Please find attached your official identification card.

Again, congratulations on your selection and in helping to make Miami Southridge Spartans Number ONE!!

Educationally yours,

Handwritten signature of Fred C. Rodgers in cursive.

Dr. Fred C. Rodgers, Principal

Handwritten signature of Vic Nardelli in cursive.

Dr. Vic Nardelli, Assistant Principal

Handwritten signature of Paul Cooper in cursive.

Mr. Paul Cooper, Administration Office

# MIAMI SOUTHRIDGE SENIOR HIGH SCHOOL

19355 SOUTHWEST 114 AVENUE  
MIAMI, FLORIDA 33157  
(305) 238-6110

Dr. Joseph A. Fernandez  
Superintendent Dade County Schools

Mr. Alex M. Bromir  
Superintendent South Area

Dr. Frederick C. Rodgers  
Principal



## M E M O R A N D U M

TO: All Parents of 1988-89 Miami Southridge Senior High School Students

FROM: Dr. Fred C. Rodgers, Principal *JR*

By: Dr. Vic Nardelli, Assistant Principal *VN*

DATE: June 6, 1988

SUBJECT: Youth Crime Watch Program at The Senior High School

During the first several weeks of school for the 1988-89 school year, Miami Southridge Senior High School will hold its first Youth Crime Watch meeting. Each student at Miami Southridge Senior will be an important link if this program is to continue being successful. Therefore, we are extending an invitation to every student who would like to become a member of the Youth Crime Watch Program to be present at the above meeting.

If your son/daughter has your permission to join this club when he/she becomes a ninth grade student, we are asking you to sign on the space provided below and have your son/daughter return the completed letter to his/her first period teacher at the junior high school before Friday, June 10, 1988. Your child's participation in this club will help make not only our school, but also our community, a better place in which to learn and grow into a productive individual. If you have any questions regarding this program, please contact Dr. Nardelli, the assistant principal in charge of the program, at 238-6110.

As always, your continued cooperation is sincerely appreciated.

FCR/VAN/rsm

cc: Detective Jerry Crawford  
Metro Dade Police Department

Mr. Dan Tosado, Principal  
Centennial Middle School

Mr. Robert Stinson, Principal  
Mays Middle School

Dr. John Moore, Principal  
Cutler Ridge Junior High School

Mr. Lennie Deliford, Principal  
Richmond Heights Junior High School

\_\_\_\_\_  
Student's Signature

\_\_\_\_\_  
Parent/Guardian's Signature

M E M O R A N D U M

September 8, 1987

TO: All Coaches, Club Sponsors and Teachers  
Miami Southridge Senior High School

FROM: Dr. Fred C. Rodgers, Principal  
Miami Southridge Senior High School

BY: Dr. Vic Nardelli, Assistant Principal  
Mr. Paul Cooper, Administration Office  
Miami Southridge Senior High School



SUBJECT: STUDENT PARTICIPATION IN OUR 1987-88 CRIME WATCH PROGRAM

With reference to the above-captioned subject, please plan to meet with and/or speak to your students/athletes/club members, etc., and strongly recommend that they join our new Crime Watch Program here at Miami Southridge Senior High School. In the next several weeks, letters will be distributed to all students, with membership registration to follow. In addition, membership cards will be distributed to all members for access to all special Crime Watch assemblies and activities.

As always, your cooperation and assistance are greatly appreciated. If there are any questions, please see Dr. Nardelli or Mr. Cooper.

FCR/VAN/rsm

cc: Administrative Team  
Miami Southridge Senior High School



# MIAMI SOUTHRIDGE SENIOR HIGH SCHOOL

19355 SOUTHWEST 114 AVENUE  
MIAMI, FLORIDA 33157  
(305) 238-6110

Dr. Joseph A. Fernandez  
Superintendent Dade County Schools

Mr. Alex M. Bromir  
Superintendent South Area

Dr. Frederick C. Rodgers  
Principal

MEMO FROM

9/24/87

DR. NARDELLI  
ASSISTANT PRINCIPAL

TO: All First Period (Homeroom) Teachers

Please indicate the number of students in your first period class who returned completed Crime Watch letters to you; then,

1. Alphabetize all letters by student's last name and attach the completed letters to this form.
2. On the reverse side of this form, please list each student's name. (I will return this form to you with membership cards. Therefore, you will need these names in order to distribute the cards.
- 3 Complete the following information:
  - A. Number of membership cards needed (one card for each student who completed and returned a letter.  
# \_\_\_\_\_.
  - B. First period teacher's name \_\_\_\_\_.
  - C. Your first period classroom number # \_\_\_\_\_.
4. Return this completed form (with letters attached with a paper clip) to my mailbox immediately after first period on Friday morning of this week.

*(Sept. 25<sup>th</sup>)*

Thanks,

*Vue*

7

MEMO FROM

DR. NARDELLI  
ASSISTANT PRINCIPAL

CONGRATULATIONS

STAFF MEMBERS

*VAN*

You have been recommended by Dr. Rodgers for membership into the Miami Southridge Senior High School "SPARTAN" Patrol and Crime Watch Programs for the 1987-88 school year. Please find attached your official membership cards for each organization. WELCOME TO THE SPARTAN FAMILY!!!

Vic

PS: Student identification cards will be issued within the next several weeks.

MIAMI SOUTHRIDGE SENIOR HIGH SCHOOL  
MEMO FROM

DR. NARDELLI  
ASSISTANT PRINCIPAL

9-23-87

To: All Faculty and Staff Members

Subject: SPARTAN PATROL SHIRTS

Due to a large demand and a dwindling supply of complimentary SPARTAN Patrol Shirts, please note that if you desire one or several shirts, please complete the following information, Make a check for \$6.00 per shirt made payable to "MIAMI SOUTHRIDGE SENIOR HIGH SCHOOL YOUTH CRIME WATCH," and place in my mailbox before Wednesday, September 30, 1987. Please allow two weeks for delivery! Thanks!

Staff Member's Name: \_\_\_\_\_

# of shirts at \$6.00 per shirt: \_\_\_\_\_

Adult Size(s): \_\_\_\_\_ Small-Medium-Large-Extra Large

Check Attached for: \$ \_\_\_\_\_

Please Do Not order any shirts for students. This special order is for staff members ONLY.

*VAN*

MEMORANDUM

October 1, 1987

TO: All Faculty and Staff Members  
Miami Southridge Senior High School

FROM: Dr. Fred Rodgers, Principal  
Miami Southridge Senior High School

BY: Dr. Vic Nardelli, Assistant Principal  
Miami Southridge Senior High School

SUBJECT: MEMBERS OF YOUTH CRIME WATCH 1987-88

*JK* *As of 10/19/87,*  
1,720  
*active*  
*members!!!*

*(VW)*

The following is a list of all members of the Miami Southridge Senior High School Youth Crime Watch Program for 1987-88:

- |                         |                            |                           |
|-------------------------|----------------------------|---------------------------|
| 1. Ali, Omar            | 41. Anderson, Glenn        | 79. Ashley, Dwayne        |
| 2. Aliano, Dean         | 42. Anderson, Heather      | 80. Asphall, Giselle      |
| 3. Alicea, Jose         | 43. Anderson, Kelvin       | 81. Asselin, Martin       |
| 4. Alicea, Maileen      | 44. Anderson, Maurice      | 82. Atehortua, Hugo       |
| 5. Alicea, Nereida      | 45. Anderson, Rosemary     | 83. Atkinson, Douglas     |
| 6. Allahar, Sophia      | 46. Anderson, Shane        | 84. Atkinson, Michael     |
| 7. Allen, Edward        | 47. Anderson, Valesia      | 85. Augustin, Ishmael     |
| 8. Allen, Jeffrey       | 48. Andrade, Rolando       | 86. Austin, Angela        |
| 9. Allen, John          | 49. Andrews, Tammy         | 87. Austin, Anthony       |
| 10. Allen, Keena        | 50. Angulo, Anissa         | 88. Auth, John            |
| 11. Allen, Leslie       | 51. Angulo, Gabriel        | 89. Aves, Richard         |
| 12. Allen, Sherry       | 52. Angus, Sean            | 90. Avila, Esther         |
| 13. Alligood, Andrew    | 53. Anteen, Lillian        | 91. Avila, Rene           |
| 14. Alligood, Gregory   | 54. Antonini, Adrian       | 92. Ayala, Gisela         |
| 15. Alligood, Olin      | 55. Antonini, Enrique      | 93. Ayala, Verushka       |
| 16. Alligood, Renee     | 56. April, Tangeria        | 94. Ayala, Victor         |
| 17. Almanza, Jose       | 57. Arabitg, Carlos        | 95. Ayes, Jorge           |
| 18. Almodovar, Linda    | 58. Aragon, Eduardo        | 96. Ayo, Josephine        |
| 19. Almodovar, Maria    | 59. Arbelaez, Sergio       | 97. Azzarito, David       |
| 20. Almodovar, Rebecca  | 60. Arce, Ronald           | 98. Babiarz, Jennifer     |
| 21. Alonzo, Stanley     | 61. Argenal, Nubia         | 99. Bacallao, Amarilys    |
| 22. Alvarado, Carmen    | 62. Arguelles, Manuel      | 100. Bacchi, Celeste      |
| 23. Alvarado, Susanna   | 63. Arguez, Maria          | 101. Baist, Jacquelyn     |
| 24. Alvaranga, Glenn    | 64. Arias, James           | 102. Baker, Brian         |
| 25. Alvarez, Jairo      | 65. Armstrong, Christopher | 103. Baker, Reger         |
| 26. Alvarez, Janet      | 66. Armstrong, Shelly      | 104. Baker, Ronald        |
| 27. Alvarez, Maritza    | 67. Arncum, Er cka         | 105. Baker, Tonya         |
| 28. Alverson, Allen     | 68. Arnett, Amy            | 106. Baker, Winsome       |
| 29. Alvez, Christina    | 69. Arredondo, Rosemary    | 107. Baksh, Muhammad      |
| 30. Amador, Luis        | 70. Arroyo, Edward         | 108. Balaguer, Ada        |
| 31. Amador, Rodana      | 71. Arroyo, Marisol        | 109. Balaguer, Thomas     |
| 32. Amaya, Carlos       | 72. Arthur, Vicki          | 110. Baldauf, Christopher |
| 33. Amaya, Hector       | 73. Articola, Lori         | 111. Baldomero, Alejandro |
| 34. Amaya, Maria        | 74. Arzola, Jorg           | 112. Balduzzi, Alessandra |
| 35. Anchondo, Christina | 75. Arzola, Ramon          | 113. Baldwin, Melanie     |
| 36. Anders, Paul        | 76. Ashby, Michelle        | 114. Ball, Tekeshia       |
| 37. Anderson, Charles   | 77. Ashby, Sean            | 115. Baptiste, Farley     |
| 38. Anderson, David     | 78. Ashley, Adrienne       | 116. Barbosa, Nelson      |
| 39. Anderson, Dianne    |                            | 117. Barclay, Geneve      |
| 40. Anderson, Donald    |                            | 118. Bargman, Torsha      |


-continued-  
(over)

MEMORANDUM

September 28, 1987

TO: All Faculty Members  
Miami Southridge Senior High School.

FROM: Dr. Fred C. Rodgers, Principal  
Miami Southridge Senior High School

BY: Dr. Vic Nardelli, Assistant Principal  
Mr. Paul Cooper, Administration Office,   
Miami Southridge Senior High School

SUBJECT: RECOMMENDATION OF STUDENTS FOR SPARTAN PATROL FOR THE 1987-88 SCHOOL YEAR.

With reference to the above-captioned subject, please forward to Dr. Nardelli the names of potential candidates for the Miami Southridge Senior High School Spartan Patrol, 1987-88. In formulating your recommendation, please note the following stipulations:

1. Must be a member of a varsity team, service club and/or extra-curricular activity.
2. Must be a member of this year's junior or senior class.
3. Must be a current member of the Miami Southridge Senior High School Youth Crime Watch Club.
4. Must maintain a 2.0 (or better) cumulative grade point average.
5. Must be "leadership" material.
6. Must be willing to "actively" participate in Spartan Patrol responsibilities and activities.

Please review the above-listed pre-requisites and place your recommendation in Dr. Nardelli's mailbox before Wednesday, September 30, 1987 on the form provided. Please use one form per recommendation.

As always, your cooperation in this matter is greatly appreciated. If you have any questions and/or concerns, please see Dr. Nardelli.

FCR/VAN/rsm

My recommendation for Spartan Patrol, 1987-88 is:

STUDENT'S NAME	PRESENT GRADE	FIRST PER. TEACHER	ROOM #
_____			
Teacher's Signature _____			Date _____

C-O-N-F-I-D-E-N-T-I-A-L

MEMORANDUM

October 5, 1987

TO: All Faculty Members  
Miami Southridge Senior High School  
  
FROM: Dr. Fred C. Rodgers, Principal  
Miami Southridge Senior High School  
  
BY: Dr. Vic Nardelli, Assistant Principal  
Mr. Paul Cooper, Administration Office  
Miami Southridge Senior High School

SUBJECT: RECOMMENDATION OF STUDENTS FOR SPARTAN PATROL FOR THE 1987-88 SCHOOL YEAR.

With reference to the above-captioned subject, please review the following candidates for the Miami Southridge Senior High School Spartan Patrol, 1987-88. Please note that this is only a list of recommendations which have been cleared for consideration by Dr. Nardelli. If you have any reservations concerning any of these individuals, please indicate their name and your reason in the spaces below.

Please return this information to Dr. Nardelli's mailbox no later than Wednesday, October 7, 1987. As always, your cooperation in this matter is greatly appreciated. If you have any questions and/or concerns, please see Dr. Nardelli.

NAMES ARE ON THE REVERSE SIDE OF THIS MEMORANDUM

Comments: \_\_\_\_\_  
\_\_\_\_\_  
\_\_\_\_\_  
\_\_\_\_\_

Teacher's Signature \_\_\_\_\_

FCR/VAN/rsm



MEMORANDUM

October 7, 1987  
MNG1087.1324

TO: All Staff Members and Students  
Miami Southridge Senior High School

FROM: Dr. Fred C. Rodgers, Principal  
Miami Southridge Senior High School

BY: Dr. Vic Nardelli, Assistant Principal  
Miami Southridge Senior High School

SUBJECT: MEMBERS OF SPARTAN PATROL FOR THE 1987-88 SCHOOL YEAR



The following list represents students who have been selected as members of the 1987-88 Spartan Patrol at Miami Southridge Senior High School:

- |                         |                        |
|-------------------------|------------------------|
| 1. Enrique Antonini     | 27. Nigel Lord         |
| 2. Michelle Ashby       | 28. Michelle Marrero   |
| 3. Erika Bohler         | 29. Leon Melbourn      |
| 4. Jerome Brown         | 30. Michelle Menendez  |
| 5. Michelle Bryant      | 31. Cassandra Morris   |
| 6. Debbie Burns         | 32. Henry Perez        |
| 7. Anthony Carter       | 33. David Petrino      |
| 8. Mike Cooper          | 34. Teri Pierce        |
| 9. Patrick Dean         | 35. Jose Ramos         |
| 10. Craig Dewerff       | 36. Rene Ravelo        |
| 11. Steve Fahey         | 37. Desiree Rees       |
| 12. Dianne Ferrer       | 38. Andrew Rice        |
| 13. Elizabeth Francois  | 39. Donald Ross        |
| 14. Kevin Gablin        | 40. Thirley Ross       |
| 15. Bill Glasko         | 41. Raymond Seay       |
| 16. Steve Grant         | 42. Carolyn Smith      |
| 17. Rachelle Harrington | 43. Scott Smith        |
| 18. Erin Hawn           | 44. Lori Spiering      |
| 19. Alex Hernandez      | 45. Brian Stewart      |
| 20. Sean Holloway       | 46. Thomas Paul        |
| 21. Donny Humphrey      | 47. Tony Tomlin        |
| 22. Christi Johnson     | 48. Kenny Veloz        |
| 23. Steven Jones        | 49. Sharon Wahab       |
| 24. Robert Kevers       | 50. Serena Webb        |
| 25. Jeff King           | 51. Angela D. Williams |
| 26. Wendy Leskinovitch  | 52. Joel Young         |

As always, your cooperation in this matter is greatly appreciated. If you have any questions and/or concerns, please see Dr. Nardelli or Mr. Cooper.

FCR/VAN:glj

PLEASE POST

# MIAMI SOUTHRIDGE SENIOR HIGH SCHOOL

19355 SOUTHWEST 114 AVENUE  
MIAMI, FLORIDA 33157  
(305) 238-6110

Dr. Joseph A. Fernandez  
Superintendent Dade County Schools

Mr. Alex M. Bromiz  
Superintendent South Area

Dr. Frederick C. Rodgers  
Principal



## SPARTAN PATROL/YOUTH CRIME WATCH

### 1987-88 EXECUTIVE BOARD

Mr. Kenny Veloz, President  
1987-88 Miami Southridge Senior High School Spartan Patrol

Ms. Erika Bohler, President  
1987-88 Miami Southridge Senior High School Youth Crime Watch Program

Ms. Rachelle Harrington, Vice President  
1987-88 Miami Southridge Senior High School Spartan Patrol

Mr. Mike Cooper, Vice President  
1987-88 Miami Southridge Senior High School Youth Crime Watch Program

Mr. Steve Grant, Secretary  
1987-88 Miami Southridge Senior High School Spartan Patrol

Ms. Lori Spiering, Secretary  
1987-88 Miami Southridge Senior High School Youth Crime Watch Program

Mr. David Petrino, Treasurer  
1987-88 Miami Southridge Senior High School Spartan Patrol

Mr. Brian Stewart, Treasurer  
1987-88 Miami Southridge Senior High School Youth Crime Watch Program

Mr. Craig Dwerff, Sergeant-at-Arms  
1987-88 Miami Southridge Senior High School Spartan Patrol

Ms. Michelle Menendez, Sergeant-at-Arms  
1987-88 Miami Southridge Senior High School Youth Crime Watch Program

Mr. Rene Ravelo, Representative-at-Large  
1987-88 Miami Southridge Senior High School Spartan Patrol

Mr. Steven Jones, Representative-at-Large  
1987-88 Miami Southridge Senior High School Youth Crime Watch Program

Mr. Thomas Paul, Representative-at-Large  
1987-88 Miami Southridge Senior High School Youth Crime Watch Program

VAN:glj  
ONG1087.1323

# MIAMI SOUTHRIDGE SENIOR HIGH SCHOOL

19355 SOUTHWEST 114 AVENUE

MIAMI, FLORIDA 33157

(305) 238-6110



Dr. Joseph A. Fernandez  
Superintendent Dade County Schools

Mr. Alex M. Bromir  
Superintendent South Area


Dr. Frederick C. Rodgers  
Principal

## 19 \_\_\_\_\_ YOUTH CRIME WATCH

*The Spartan Way*

NAME \_\_\_\_\_

**NON TRANSFERABLE**  
Subject to Provisions Set Forth by the  
Administration and Staff of  
**MIAMI SOUTHRIDGE SENIOR HIGH SCHOOL**  
DR. FRED C. RODGERS, Principal



## 19 \_\_\_\_\_ SPARTAN PATROL

*The Southridge Way*

NAME \_\_\_\_\_


**NON TRANSFERABLE**  
Subject to Provisions Set Forth by the  
Administration and Staff of  
**MIAMI SOUTHRIDGE SENIOR HIGH SCHOOL**  
DR. FRED C. RODGERS, Principal

MEMORANDUM

October 12, 1987  
MNG1087.1330

TO: All Faculty Members  
Miami Southridge Senior High School

FROM: Mr. Paul Cooper, Administrative Office  
Dr. Vic Nardelli, Assistant Principal  
Miami Southridge Senior High School



SUBJECT: SPARTAN PATROL DESIGNATED STUDENT ASSIGNMENTS  
AND/OR MONITORING POSTS FOR THE 1987-88 SCHOOL YEAR

With reference to the above-captioned subject, please review the attached information. As you already know, on Thursday, October 8th, 1987, our Spartan Patrol became activated. We are requesting teachers to cooperate and to allow Spartan Patrol members to assume their posts a minute before the bell rings and arrive to their next class a minute late. This will enable Spartan Patrol members to monitor their designated areas. Members can be identified by shirts, cards and/or official pins that must be worn or presented to teachers upon request.

As always, your assistance, patience and cooperation in this matter are greatly appreciated.

PC/VN:gj

cc: Administrative Team  
Miami Southridge Senior High School

SPARTAN PATROL ASSIGNMENTS

*(Handwritten initials)*

PERIODS → 1      2      3      4      5      6      7 ← Break

Area	1	2	3	4	5	6	7
<b>1. STUDENT PATIO</b>	A. Carty K. Veloz S. Hallaway R. Seay D. Ross	L. Melbourne S. Hallaway S. Webb P. Dean R. Rice	A. Carty E. Antonini J. Pierce S. Hallaway P. Dean P. Hawn	C. Johnson J. Brown T. Tomlin P. Dean N. Lord	S. Jones D. Hallaway P. Seay L. Melbourne R. Ravelo	A. Harrington E. Hawn S. Hallaway	S. Grand M. Bryant J. Young A. Williams S. Jones
<b>2. BAND PATIO</b>	J. Brown M. Bryant E. Hawn D. Humphrey	A. Carty C. Johnson W. Leskinen E. Bohler	S. Webb D. Burns N. Lord J. Brown S. Jones	K. Veloz S. Wahab E. Antonini A. Seay J. King	R. Harrington A. Carty W. Leskinen E. Bohler M. Bryant	E. Hawn D. Deans R. Kevers T. Ross A. Carty	M. Cooper C. Smith A. Carty T. Pierce M. Ashby
<b>3. MAIN HALLWAY (1st floor)</b>	J. King S. Webb N. Lord R. Ravelo C. Morris	M. Ashby M. Bryant A. Williams D. Burns S. Jones	S. Wahab R. Seay K. Veloz R. Ravelo M. Ashby	H. Perez K. Gattlin K. Veloz S. Fahay R. Ravelo	J. Ramos T. Ross J. Young A. Rice J. King	T. Pierce C. Morris S. Wahab H. Perez C. Johnson	A. Rice E. Hawn D. Ferrer T. Paul H. Perez E. Bohler R. Ravelo
<b>4. MAIN HALLWAY (2nd floor)</b>	R. Harrington C. Smith K. Melbourne E. Antonini	M. Cooper J. Ramos H. Perez J. Brown C. Dewerffs	A. Hernandez D. Perrino C. Morris E. Francis A. Williams T. Pierce	E. Bohler J. Ramos M. Cooper E. Francis S. Webb J. Young	T. Pierce T. Paul W. Leskinen A. Hernandez A. Hernandez S. Webb	T. Pierce D. Ferrer D. Ferrer C. Smith T. Tomlin J. Ramos E. Francis J. Ramos	A. Carty R. Harrington S. Wahab E. Francis E. Antonini D. Perrino
<b>a. Foreign Language</b>	M. Ashby A. Williams L. Melbourne	D. Rees C. Dewerffs A. Hernandez	R. Harrington T. Pierce R. Harrington	J. Young T. Ross R. Harrington	M. Ashby D. Rees S. Grant	E. Bohler W. Leskinen R. Harrington	T. Tomlin C. Dewerffs D. Perrino
<b>B. Math</b>	D. Ferrer	T. Pierce T. Tomlin T. Ross	A. Williams M. Cooper R. Harrington	T. Ross S. Jones	M. Ashby D. Rees S. Grant	W. Leskinen T. Paul R. Harrington	C. Dewerffs D. Perrino
<b>5. FRONT PATIO</b>	R. Kevers E. Bohler E. Francis A. Rice S. Grant S. Jones W. Leskinen T. Tomlin	K. Veloz K. Veloz M. Hernandez K. Gattlin S. Fahay N. Lord	C. Smith T. Paul D. Ross	D. Humphrey D. Ferrer S. Grant A. Rice	C. Dewerffs N. Lord E. Francis D. Ferrer T. Paul D. Rees D. Rees	M. Cooper D. Humphrey C. Dewerffs M. Hernandez D. Rees M. Bryant	D. Ross L. Melbourne D. Burns M. Hernandez K. Veloz
<b>6. STUDENT PARKING LOT</b>	D. Perrino S. Wahab D. Ross M. Hernandez J. Young	R. Ravelo C. Morris C. Smith E. Francis D. Ferrer	L. Melbourne T. Tomlin	K. Veloz D. Perrino	A. Rice D. Ross	D. Humphrey K. Gattlin	
<b>7. FACULTY PARKING LOT</b>	E. Francis	D. Perrino S. Wahab D. Humphrey	T. Ross P. Dean	C. Dewerffs L. Melbourne	A. Hernandez P. Dean M. Hernandez S. Grant	D. Perrino P. Dean S. Grant	R. Seay N. Lord R. Seay
<b>8. THIRD FLOOR HALLWAY</b>	M. Cooper T. Paul T. Pierce P. Dean S. Fahay H. Perez K. Gattlin	M. Hernandez J. King D. Rees D. Ross E. Antonini	S. Fahay A. Rice J. Young C. Johnson D. Ferrer D. Humphrey	R. Harrington D. Perrino C. Morris C. Smith A. Carty M. Bryant M. Hernandez	E. Hawn A. Williams D. Burns R. Seay	E. Antonini S. Jones A. Williams N. Lord L. Melbourne	A. Hernandez T. Ross R. Kevers J. Ramos

*(Handwritten initials)*