

**MAKING IT HAPPEN  
A NEW ERA IN HIGHWAY SAFETY**

110483

**1985  
ANNUAL  
REPORT**



110483

**U.S. Department of Justice  
National Institute of Justice**

This document has been reproduced exactly as received from the person or organization originating it. Points of view or opinions stated in this document are those of the authors and do not necessarily represent the official position or policies of the National Institute of Justice.

Permission to reproduce this copyrighted material has been granted by

Ohio State Highway Patrol

to the National Criminal Justice Reference Service (NCJRS).

Further reproduction outside of the NCJRS system requires permission of the copyright owner.

**Department of Highway Safety  
Highway Patrol**  
660 East Main Street  
Columbus, Ohio 43266-0562

**Richard F. Celeste**  
*Governor*

**William M. Denihan**  
*Director*

**Colonel Jack Walsh**  
*Superintendent*



## To Governor Richard F. Celeste and all Ohioans:

The Ohio State Highway Patrol submits the following annual report of division activities in 1985 for your review.

This report reflects the Highway Patrol's continuing efforts to fulfill our basic legislated responsibilities and major goals:

- *The prompt response and professional investigation of accidents.*
- *The timely and courteous assistance to motorists in need of help.*
- *The fair and reasonable enforcement of traffic laws directed toward a reduction of traffic-related deaths.*
- *The apprehension of criminals using Ohio's highways, particularly auto thieves.*
- *The efficient use of our resources in an effort to reduce costs without reducing service.*
- *Maintaining a physically fit and well-trained force ready to accomplish these goals and respond to any situation.*

We are very proud to report to you that fewer Ohioans died in rural traffic crashes in 1985 than the previous year. In fact, fatality reduction has been a continuing trend over the past five years during which time we have accomplished a 26 percent reduction in rural traffic fatalities.

We have been able to record this very significant decrease in traffic deaths by using an integrated program involving the following three methods:

- Developing sophisticated computer management information systems to identify traffic safety problems throughout the state
- Committing resources to educating the motoring public
- Stringently enforcing those violations of driving while under the influence and improper speed, the common denominators of the majority of Ohio's rural traffic fatalities.

The Ohio State Highway Patrol has long been an avid supporter of safety belts. As an active member of the Ohio Safety Belt Coalition we have developed public information and education programs to encourage the voluntary use of safety belts by Ohio drivers and passengers. With the aid of the mandatory safety belt law expected to take effect in 1986, and your continued support, the Ohio State Highway Patrol is committed to making Ohio's highways the safest in the nation.



Colonel Jack Walsh, Superintendent

## Superintendent's Message

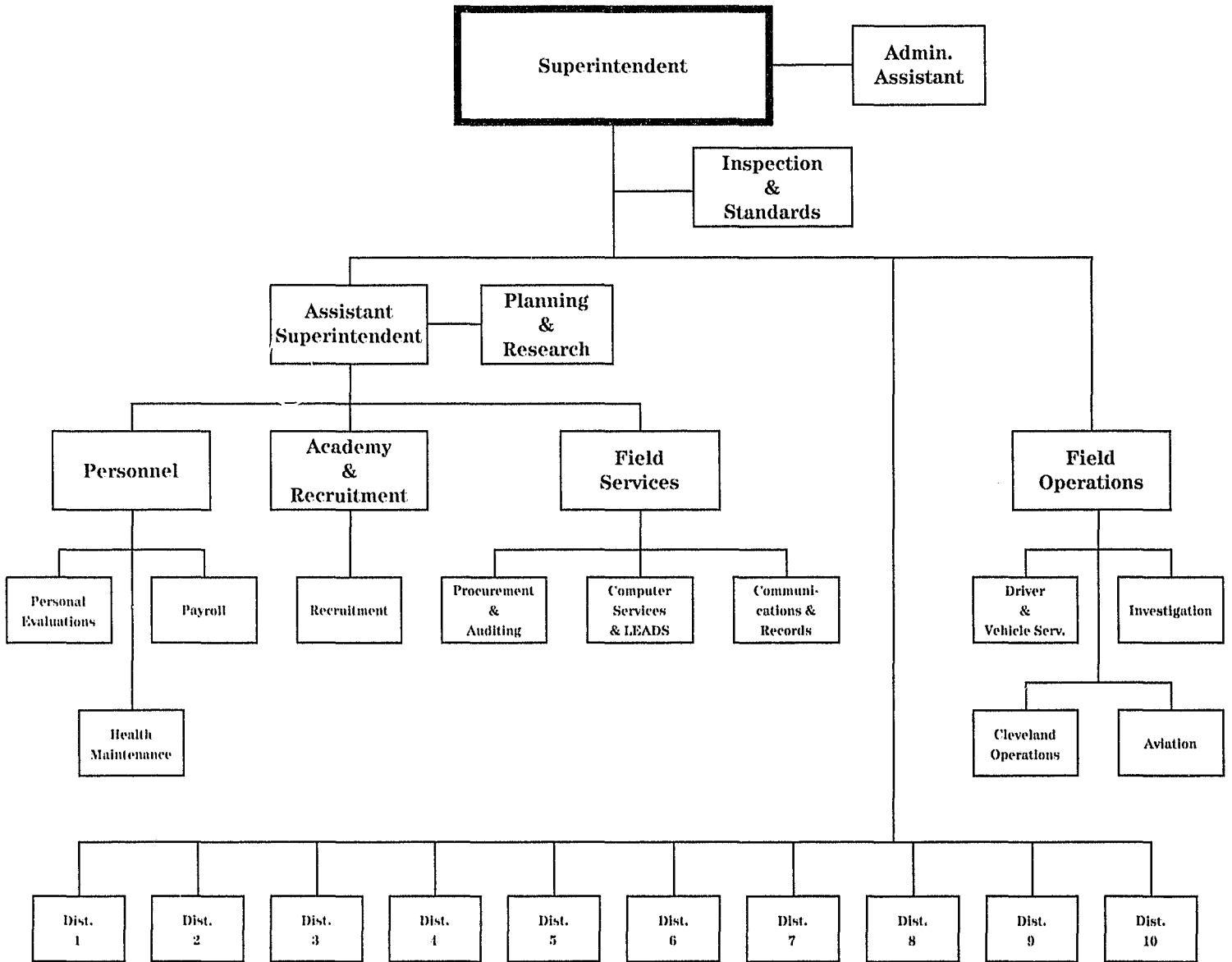
NCJRS

APR 16 1988

ACQUISITIONS



# Organizational Chart





Contents

An Overview of 1985 1
Accomplishments 1
Inspections and Standards 5
Field Operations 7
Investigation and Identification 9
Driver and Vehicle Services 10
Aviation 11
Personnel 13
Payroll 17
Personnel Evaluation 18
Health Maintenance 19
Academy and Recruitment 21
Academy 21
Recruitment 22
Field Services 25
Procurement and Auditing 26
Computer Services and LEADS 27
Communications and Records 29
Planning and Research 30

Col. Jack Walsh (right) and Highway Safety Director William M. Denihan (center) accept the Outstanding Achievement Award in the 1985 Best Dressed Police Department competition from James R. Cobb (left), representative of the National Association of Uniform Manufacturers and Distributors.




The complete spectrum of uniforms worn by Ohio State Highway Patrol personnel.





An  
Overview  
of  
1985





*Lt. Colonel Richard G. Grumney  
Assistant Superintendent*

## **An Overview of 1985**

### **Accomplishments**

Reducing rural traffic fatalities has been a prime goal of the Ohio State Highway Patrol in all of its 52-year history. In 1985 rural traffic deaths again declined after a slight increase in 1984. Since 1979, rural fatalities in Ohio have declined by over 26 percent, a record Ohio troopers have worked very hard to achieve.

As an active, contributing force in the Ohio Safety Belt Coalition, the division has joined with other government and law enforcement agencies, private industry, trade and professional associations, health care professionals, and concerned citizens groups to encourage greater higher safety through the widespread use of safety belts. With the expected passage and implementation of Ohio's mandatory use law in 1986, legislators will have fulfilled the strong grass roots support for safety belt use.

Removing alcohol or drug-impaired drivers from our highways is another vital method of reducing fatalities. Troopers apprehended 39,326 impaired drivers in 1985, bringing the total number of impaired drivers arrested in the 1980's to 264,456.

Officers assisted a record 580,177 motorists in 1985. Another 2,689,396 persons contacted patrol installations for information, assistance, or other services. Nearly 84,000 motorists used their citizens band radios to contact the Highway Patrol for help or to report drunk drivers or other violators.

In the area of vehicle theft enforcement, officers recovered 1,209 stolen vehicles in 1985 valued at \$6,878,808. Over the course of the year 796 suspects were either apprehended driving stolen vehicles or were arrested as the result of follow-up investigations. Since the division's Blue Max vehicle theft enforcement program began in 1972, nearly 21,500 stolen vehicles have been recovered and 14,904 arrests have been made.

The total value of these stolen vehicles is \$71,760,869.

1985 was a high activity year for Highway Patrol aviation. Pilots flew more hours and miles, helped more motorists, and successfully concluded more manhunts than ever before.

The division absorbed more than 80 new employees when load limit inspectors who work at the platform scale locations around the state were transferred from the Ohio Department of Transportation to the Highway Patrol.

The resignation rates of most employee groups saw a decline in 1985 under 1984 figures. Uniform officers, radio dispatchers, civilians, and motor vehicle inspectors all experienced fewer losses due to resignation.

In the interest of better, faster, and more broad-based communication within the division, nearly a half million dollars worth of computer hardware and software was installed at Highway patrol facilities throughout Ohio and employees were trained to use the new equipment. In addition, all LEADS (Law Enforcement Automated Data System) terminals and printers in Ohio were replaced with updated equipment.

Over \$16 million was paid out to vendors in 1985 for supplies and equipment needed for division operations. A computerized accounting system was implemented to replace the old and time-consuming manual method used previously.

During 1985 Highway Patrol post commanders prepared 158 traffic safety news releases. As an integral part of the division's decentralized public information program, these news releases focused on local accident causation and local traffic problems. In the interest of further disseminating safety information to the public, troopers conducted driver education programs for an estimated 25,000 young people in 1985.

And finally, the Ohio State Highway Patrol received an outstanding Achievement Award for its uniform program entry in the 1985 Best

# 1985 Annual Report



Dressed Police Department competition. The division received a plaque and was featured in the August issue of *Law and Order Magazine*.

Following are summaries of total division activity and comparisons from 1979 through 1985, a county activity comparison for 1985, and a detailed

analysis of 1985 Highway Patrol accomplishments presented in a command by command, section by section profile.

## OHIO STATE HIGHWAY PATROL ACTIVITY SUMMARY 1979 — 1985

	1979	1980	1981	1982	1983	1984	1985	% Change 1984-1985
<b>ACCIDENTS</b>								
Accidents Investigated	96,326	85,555	84,609	79,149	77,354	85,207	88,373	3.7%
Aircraft Accidents Investigated	98	85	99	83	78	79	104	31.6%
<b>ENFORCEMENT</b>								
DUI Arrests	31,022	43,106	45,577	48,938	42,658	44,851	39,326	-12.3%
Total Arrests	502,993	616,089	612,859	566,186	605,402	631,906	681,172	7.8%
Speed Arrests	358,998	403,525	418,060	368,040	384,960	395,985	472,104	19.2%
Aircraft Flight Hours	6,237	9,289	9,836	9,878	9,657	9,068	10,167	12.1%
Registration Fees	\$405,346	\$521,745	\$928,508	\$880,928	\$795,476	\$906,793	715,271	-21.1%
Scale Arrests	15,869	19,165	22,834	28,083	27,018	32,716	29,249	-10.6%
Trucks Weighed	3,929,731	4,304,042	5,345,590	7,391,673	7,608,793	7,806,084	6,341,646	-18.8%
Case Investigations	7,011	6,934	7,142	6,818	6,207	6,514	6,578	1.0%
Equipment Defect Notifications	557,862	546,229	528,373	536,062	548,022	524,589	486,314	-7.3%
Friendly Warnings	—	138,744	289,431	332,991	427,361	436,826	408,474	-6.5%
<b>PUBLIC SERVICE CONTACTS</b>								
Assistance to Motorists	502,634	435,317	434,318	427,879	549,659	543,756	580,177	6.7%
Motor Vehicles Inspected	1,074,321	844,686	768,598	828,236	693,563	622,769	555,230	-10.8%
Recovered Property	\$43,675,133	\$38,994,972	\$50,013,850	\$48,417,585	\$57,775,583	\$73,408,431	\$71,809,120	-2.2%
School & Church Bus Inspections	34,882	32,323	36,635	36,032	37,236	38,056	37,394	-1.7%
Driver License Pre-Exams	623,882	574,198	562,814	551,691	561,501	540,477	550,726	1.9%
Driver License Road Tests	658,550	658,550	677,138	570,307	582,721	543,503	551,976	1.6%
Motorcycle Tests	33,801	35,770	31,319	30,551	29,746	26,929	24,990	-7.2%
Telephone Calls Service/Information	2,548,190	3,206,490	2,303,327	2,265,315	2,136,478	2,225,113	2,362,557	6.2%
Persons on Post	361,423	386,616	350,065	358,065	344,041	314,335	326,839	4.0%
Citizens Band Radio Contacts	75,491	72,632	63,095	62,160	55,431	69,734	83,974	20.4%



## COUNTY ACTIVITY SUMMARY — 1985

County	Assists To Motorists	School Bus Inspections	Calls for Service	Persons on Post for Service	Drivers License Tests	Recovered Property	Motor Vehicles Inspected	Cases	Arrests	Accidents	Rural Traffic Deaths 1984	Rural Traffic Deaths 1985	Percent Change 1984-85
Adams	1,998	174	*	*	2,373	144,774	1,127	24	3,349	522	9	4	-55.6%
Allen	10,304	390	44,184	4,566	14,031	1,777,423	11,612	118	10,163	1,131	11	12	9.1%
Ashland	16,963	180	32,546	9,195	4,516	1,558,541	19,453	96	10,978	1,102	7	14	100.0%
Ashtabula	7,317	432	37,296	3,336	11,088	2,757,566	8,090	89	11,471	1,507	14	24	71.4%
Athens	5,590	244	33,744	5,875	6,832	299,643	6,795	59	7,176	1,089	5	6	20.0%
Auglaize	4,764	158	25,762	2,419	2,863	663,329	9,134	60	6,206	497	11	7	-36.4%
Belmont	8,673	260	45,207	7,983	9,049	704,625	5,343	97	13,003	1,351	12	4	-66.7%
Brown	3,827	210	20,547	4,756	2,456	277,309	2,159	46	6,418	868	10	11	10.0%
Butler	8,845	800	23,159	4,625	19,822	520,749	6,762	129	11,186	988	18	35	94.4%
Carroll	743	106	*	*	1,776	86,351	444	6	724	185	5	6	20.0%
Champaign	1,068	174	*	*	2,388	192,026	786	25	1,710	521	6	8	33.3%
Clark	5,484	434	54,389	5,868	15,656	986,050	4,039	128	8,737	2,265	11	12	9.1%
Clermont	17,873	564	191,542	11,394	20,056	1,171,095	12,288	145	13,707	3,945	21	23	9.5%
Clinton	6,274	186	30,877	5,623	3,597	583,630	9,102	66	7,647	801	15	6	-60.0%
Columbiana	6,299	366	31,119	6,384	14,015	1,140,658	5,764	80	8,305	1,577	13	19	46.2%
Coshocton	259	170	*	*	2,932	41,383	445	3	410	62	8	9	12.5%
Crawford	4,459	204	32,376	3,373	5,972	897,145	3,741	35	5,691	395	9	4	-55.6%
Cuyahoga	3,125	2,850	70,746	1,070	154,382	493,120	1,022	35	2,784	300	2	0	-100.0%
Darke	2,356	250	*	*	7,285	47,724	1,913	19	2,610	533	9	7	-22.2%
Defiance	3,384	174	20,510	2,937	8,259	420,168	1,910	35	4,826	706	10	3	-70.0%
Delaware	8,770	204	40,095	6,012	11,143	1,078,725	7,631	136	9,656	1,546	11	19	72.7%
Erie	13,017	278	38,529	6,055	7,623	1,577,245	9,862	51	13,221	1,415	19	14	-26.3%
Fairfield	6,614	378	28,804	8,049	7,576	82,835	11,269	12	11,028	839	17	9	-47.1%
Fayette	2,147	112	*	*	3,165	173,873	1,195	18	2,540	97	9	7	-22.2%
Franklin	16,851	2,610	148,276	8,294	102,037	1,520,318	11,389	209	16,550	1,206	27	20	-25.9%
Fulton	2,390	214	*	*	3,075	443,454	1,640	37	12,757	537	15	6	-60.0%
Gallia	4,130	216	27,595	898	3,118	272,858	3,329	50	5,241	859	7	5	-28.6%
Geauga	3,356	354	33,656	4,511	5,229	516,803	3,753	57	3,772	1,438	11	15	36.4%
Greene	5,894	472	32,797	3,841	15,498	477,337	3,282	51	7,176	1,605	17	12	-29.4%
Guernsey	12,735	154	29,988	8,396	4,144	3,018,102	14,425	112	12,151	1,181	15	7	-53.3%
Hamilton	4,239	2,184	*	*	95,286	249,590	3,241	62	5,359	143	29	22	-24.1%
Hancock	9,248	250	39,680	6,754	9,742	1,080,104	15,496	86	11,868	664	10	12	20.0%
Hardin	1,108	168	*	*	1,793	129,419	1,857	10	1,425	308	8	7	-12.5%
Harrison	1,122	94	*	*	700	66,370	1,369	15	1,750	322	8	3	-62.5%
Henry	1,672	160	*	*	1,447	207,601	2,231	17	2,377	71	10	16	60.0%
Highland	1,312	188	*	*	2,068	122,090	1,904	14	1,602	355	7	9	28.6%
Hocking	2,184	80	*	*	1,917	117,107	2,655	23	2,801	422	4	4	0.0%
Holmes	113	128	*	*	410	170,194	545	10	1,243	444	5	7	40.0%
Huron	7,489	234	18,325	3,961	7,531	262,540	3,740	27	8,403	895	14	8	-42.9%
Jackson	3,165	156	25,408	2,478	3,158	351,060	6,657	48	5,300	710	8	8	0.0%
Jefferson	4,197	330	20,951	3,609	8,129	248,180	5,119	55	6,528	1,003	6	4	-33.3%
Knox	1,924	170	*	*	5,503	153,438	720	17	1,817	356	7	10	42.9%
Lake	3,549	702	*	*	14,401	546,577	3,970	60	5,539	236	13	21	61.5%
Lawrence	5,682	272	25,871	2,211	6,675	309,796	4,299	59	7,691	979	8	8	0.0%
Licking	9,827	440	82,032	6,493	11,465	580,023	8,858	135	11,105	2,245	15	22	46.7%
Logan	6,552	136	20,014	2,323	4,634	1,178,076	4,662	28	5,666	1,095	10	10	0.0%
Lorain	6,159	648	48,755	7,375	29,918	1,411,080	3,522	102	16,412	2,514	20	11	-45.0%
Lucas	7,055	1,074	84,300	7,507	57,392	1,309,327	4,843	111	12,957	1,585	21	24	14.3%
Madison	9,646	152	21,942	2,434	1,962	1,460,126	4,195	192	9,918	670	12	5	-58.3%
Mahoning	9,980	810	75,487	8,235	31,354	2,787,748	4,122	109	21,857	2,526	20	23	15.0%



1985 Annual Report

## COUNTY ACTIVITY SUMMARY — 1985

County	Assists To Motorists	School Bus Inspections	Calls for Service	Persons on Post for Service	Drivers License Tests	Recovered Property	Motor Vehicles Inspected	Cases	Arrests	Accidents	Rural Traffic Deaths 1984	Rural Traffic Deaths 1985	Percent Change 1984-85
Marion	6,433	200	29,533	8,392	8,655	581,247	7,155	86	9,867	1,111	7	7	0.0%
Medina	11,392	466	37,381	8,984	14,737	1,787,616	12,738	127	14,205	2,248	21	17	-19.0%
Meigs	1,527	142	*	*	1,731	100,927	1,194	19	1,959	386	1	4	300.0%
Mercer	1,305	210	*	*	4,765	181,676	2,502	17	1,695	148	10	11	10.0%
Miami	7,688	336	38,484	5,733	9,778	699,336	9,957	115	10,137	1,524	17	18	5.9%
Monroe	703	170	*	*	1,241	57,132	433	8	1,062	103	4	7	75.0%
Montgomery	11,827	1,576	69,727	7,933	52,542	1,350,965	13,357	278	16,482	1,556	42	31	-26.2%
Morgan	55	90	*	*	1,074	8,712	94	1	80	28	1	2	100.0%
Morrow	8,421	158	36,417	2,435	1,423	671,497	3,149	74	7,969	889	5	2	-60.0%
Muskingum	6,502	378	24,552	5,259	8,956	1,038,944	11,176	82	10,267	1,416	14	15	7.1%
Noble	628	98	*	*	1,074	14,897	711	6	595	198	1	2	100.0%
Ottawa	1,692	160	*	*	1,575	204,953	1,282	7	1,719	191	15	14	-6.7%
Paulding	1,433	130	*	*	1,303	149,992	889	7	2,779	228	13	7	-46.2%
Perry	939	176	*	*	1,285	36,404	1,275	5	1,033	391	6	4	-33.3%
Pickaway	9,994	226	38,700	2,341	4,157	1,185,229	2,286	152	3,695	276	8	12	50.0%
Pike	1,811	182	*	*	1,711	138,763	3,010	32	3,178	169	6	8	33.3%
Portage	11,113	526	31,439	3,531	14,913	2,537,790	8,528	111	20,270	2,684	23	26	13.0%
Preble	6,955	224	18,219	3,479	5,306	140,910	5,649	57	7,702	527	15	8	-46.7%
Putnam	1,428	226	*	*	1,549	246,247	1,609	16	1,408	208	10	10	0.0%
Richland	9,809	560	39,307	6,760	14,215	2,541,752	5,389	128	15,288	2,362	20	21	5.0%
Ross	7,300	312	24,969	5,023	7,312	990,381	6,983	85	8,578	697	7	15	114.3%
Sandusky	9,344	222	28,515	8,927	9,039	489,960	9,348	55	17,593	1,375	18	11	-38.9%
Scioto	4,226	362	36,950	3,887	8,175	323,780	7,023	74	7,424	1,375	6	5	-16.7%
Seneca	2,575	208	*	*	4,259	134,989	2,575	15	2,322	379	9	17	88.9%
Shelby	3,685	176	*	*	3,759	335,184	4,472	55	4,851	247	1	6	500.0%
Stark	10,800	1,162	77,951	5,969	38,058	2,298,266	15,107	166	16,296	4,747	29	39	34.5%
Summit	9,635	1,074	90,535	6,316	56,232	709,118	4,221	113	18,045	2,174	24	26	8.3%
Trumbull	7,306	804	53,140	10,898	21,866	1,950,116	9,206	155	15,627	2,559	23	21	-8.7%
Tuscarawas	8,313	396	24,562	15,503	8,960	966,714	4,972	72	8,129	1,493	13	9	-30.8%
Union	1,750	118	*	*	1,781	199,474	1,429	26	1,395	555	16	6	-62.5%
Van Wert	7,839	116	18,612	7,061	3,274	1,454,808	5,382	123	6,378	257	5	5	0.0%
Vinton	456	76	*	*	1,044	50,610	960	7	764	230	2	3	50.0%
Warren	14,213	372	29,769	13,548	18,535	1,123,587	3,638	138	12,142	2,438	14	18	28.6%
Washington	7,103	286	23,250	3,637	6,973	591,343	15,232	90	9,631	1,104	18	3	-83.3%
Wayne	8,482	386	20,512	4,751	10,899	1,296,999	4,149	79	9,490	1,973	21	25	19.0%
Williams	2,944	188	*	*	2,770	365,536	2,944	31	4,194	819	12	11	-8.3%
Wood	10,162	276	52,141	5,838	8,059	1,447,327	4,189	77	10,965	1,271	27	29	7.4%
Wynadot	2,213	122	*	*	1,432	199,999	2,462	30	3,394	188	8	2	-75.0%

Statewide Rural Fatality Totals 1092 1058 -3.1%

## OHIO TURNPIKE PATROL — 1985

Swanton	14813	1600	411	3,472,420	6,167	214	18163	474	1	6	500.0%
Castalia	28580	3606	266	2,761,730	6336	268	20601	825	8	10	25.0%
Hiram	25446	2224	107	4,630,245	10016	278	22563	765	2	3	50.0%

Turnpike Rural Fatality Totals 11 19 72.7%

\*Calls are routed to the nearest patrol installation





Major David D. Sturtz

Inspections and Standards conducts in-depth management appraisals of patrol post operations. The objective of these appraisals is to develop the managerial skills of the division's field commanders to help them use their personnel and other resources as efficiently as possible.

Management appraisals were conducted at the following posts in 1985:

Athens	Batavia	Castalia
Circleville	Cleveland	Dayton
Georgetown	Granville	Jackson
Marietta	Marion	Medina
New Philadelphia	Piqua	Portsmouth
Springfield	Steubenville	

This command also administers the processing of citizens' complaints against Patrol officers. Every legitimate complaint is investigated completely and reviewed by the Inspections and Standards commander.


Of the 295 complaints filed and investigated in 1985, 60 were sustained. In view of the fact that Highway Patrol officers contact more than 2.9 million people each year, one sustained complaint in every 48,750 officer-citizen contacts is an admirable record of public service.

## Inspections and Standards

# 1985 Annual Report



## Field Operations





Major Raymond L. Yingling

Field Operations oversees the traffic safety and criminal investigation programs of the Ohio State Highway Patrol. Personnel within Field Operations supervise and evaluate all enforcement activity within the state through the support services of four sections, or areas of responsibility: Driver and Vehicle Services, Investigation, Aviation, and Cleveland Operations.

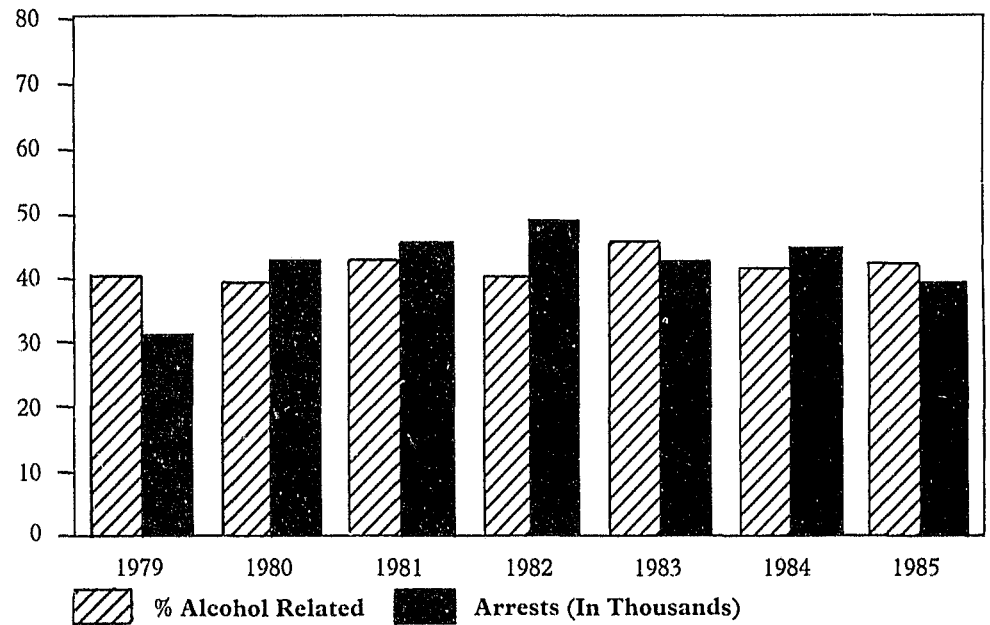
By reviewing all enforcement, investigative, and administrative activities

generated by the districts and these sections, operations personnel can evaluate the effectiveness of various division programs and monitor the use of manpower, equipment, and other resources for maximum efficiency.

The effective use of management evaluation procedures insures that all operations are as uniform as possible and helps to achieve the Highway Patrol's major goals and yearly operational objectives.

## Field Operations

### DUI Arrests/Causation Relation To Alcohol Related Rural Fatalities



One of the division's most important, long-term objectives is to identify, apprehend, and prosecute the alcohol or drug-impaired driver. Responding to the need to remove these drivers from the highway environment, Highway Patrol troopers have arrested well over a quarter of a million drivers for driving under the influence in this decade. The number of drinking driver arrests from 1980 through 1985 far surpasses any other six-year period in the division's 52-year history.

Helping officers detect drunk drivers is the thrust of Project REDDI (Report Every Drunken Driver Imme-

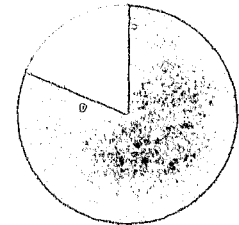
diately), a citizen action program devised several years ago to help motorists and troopers work together via the citizens band radio to rid our highways of dangerous drivers. All patrol posts and patrol cars are equipped with CB radios on which emergency channel 9 is monitored 24 hours a day. Motorists can use the CB radio to request assistance in case of emergencies and warn other motorists or summon troopers in case of hazardous highway conditions or drunken drivers. In 1985 motorists made nearly 84,000 radio contacts with Highway Patrol installations and officers.



Another success achieved within the 1980's has been a reduction of rural fatalities. The number of fatalities registered in 1985 fell 26 percent below 1979 figures. We see this as real progress in a continual fight to reduce the rural traffic death toll in Ohio.

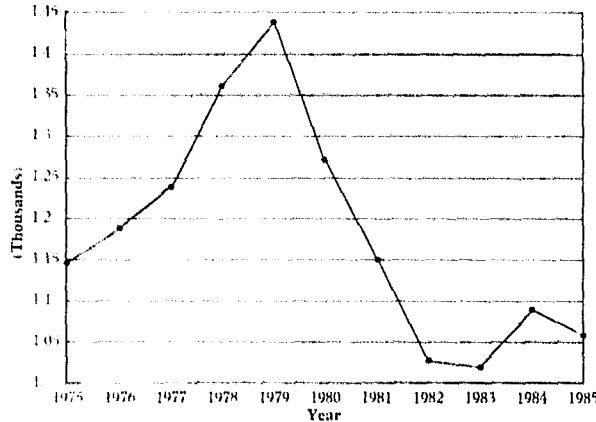
## FUNCTIONAL TIME MANAGEMENT

Non-Enforcement (18.7%)



Enforcement (81.3%)

## RURAL FATALITIES 1975-1985



During 1985 the division experienced activity increases in total accidents investigated, total arrests, and speed apprehensions. Of the 88,373 patrol-investigated accidents in 1985, 751 involved 857 fatalities. A total of 27,869 injury accidents were logged with 42,631 people injured. Property damage accidents totaled 59,753. Total arrests consisted of: 39,326 for DUI; 472,104 for speed; 71,068 for other moving violations; 894 felony arrests; and 97,780 for other causes.

During 1985 more than 6.3 million trucks were weighed at Highway Patrol scale operations around the state. Of these 17,614 commercial drivers were arrested for overload and 11,635 were arrested for oversize and other miscellaneous violations.

Enforcement Activity			Non-Enforcement Activity		
	Hours	% of Time		Hours	% of Time
Regular patrol	1,163,869	63	Desk duty	37,316	2
Accident investigation	163,730	9	Special details	83,891	4
Court	130,889	7	Supervision	225,724	12
Case investigation	48,404	3			
<b>TOTAL</b>	<b>1,506,892</b>	<b>82</b>	<b>TOTAL</b>	<b>346,931</b>	<b>18</b>

In terms of personnel utilization, 1985 saw the average trooper spending 82 percent of his or her time on

enforcement activity. The breakdown is shown here.



*Captain Richard F. Wilcox*

Investigation officers conduct criminal investigations which fall under the jurisdiction of the Highway Patrol. The wide range of responsibilities assigned to this section include:

- Operation of the Crime Laboratory which includes the scientific analysis of evidence for Highway Patrol-generated investigations as well as other law enforcement agencies.
- Conducting background investigations of prospective employees
- Criminal investigations for other state agencies
- Polygraph examinations for the Highway Patrol and other law enforcement agencies
- Forensic hypnosis examinations
- Auto larceny investigations



## Investigation and Identification

### 1985 Investigation Activities

Cases Assigned	9,624
Criminal Cases	7,684
Other Investigations	1,940
Polygraph Examinations	238
Investigative Hypnosis	3
Salvage Title Inspections	13,272

### Crime Laboratory Statistics

Total Lab Requests	5,468
DUI Blood-Urine Tests	3,885
Drug Examinations	1,023
Trace Evidence Examinations	609
Court Testimony Hours	676
Hours of Crime Scene Search	135





Lieutenant James M. Bardine


Driver and Vehicle Services administers Ohio's driver license examination program for the Bureau of Motor Vehicles. During 1985 Highway Patrol personnel administered over a million drivers license examinations in the following categories:

Pre-license exams	550,726
Road tests	551,976
Motorcycle tests	24,990
Motorized bicycle tests	3,608
Total exams administered	1,131,300

An important responsibility of Driver and Vehicle Services is the inspection and licensing of all commercial driver training schools and instructors in Ohio. Each commercial school and instructor must have an up-to-date license in order to operate. In 1985 Driver and Vehicle Services processed and issued licenses to 347 commercial schools and 1,444 commercial instructors.

The Highway Patrol's 27 random motor vehicle inspection teams checked 555,230 vehicles in 1985 and determined that 184,707, or 33 percent, were defective. Vehicle owners were given written confirmation of the defects and ordered to make repairs within a reasonable period of time.

To preserve Ohio's enviable school bus safety record — no child has died within the confines of a school bus in 20 years — each school bus is safety-inspected twice per year. In 1985 a total of 35,186 school bus inspections were administered as well as 2,208 church bus inspections.








*Lieutenant James R. Hedlesten*

The Highway Patrol's Aviation section provides a wide range of traffic safety, public service, and anti-crime services. Patrol pilots conduct aerial traffic law enforcement, make rapid relays of blood, organs, and serums, and conduct searches for missing persons, wanted criminals, and contraband.

1985 was a banner year for the Aviation section in many ways. Pilots flew more hours than ever before — 10,167, and total miles flown exceeded 1.3 million. Arrests generated by members of this section set a record at 61,388. Of these, 59,806 were speed arrests.

Ten emergency medical relays were made and 42 manhunts were successfully concluded with apprehensions. Over 2,000 stranded motorists were observed and reported by Highway Patrol pilots.




During their normal course of duty and travel time to and from their assigned enforcement areas, pilots searched for and discovered nearly 5,000 domestic marijuana plants. These sightings were turned over to local authorities for investigation and prosecution.

## Aviation





Personnel





Probably no other area of Highway Patrol operations is so closely tied to each individual officer and civilian employee as the Personnel command. From the day of hiring to the day of retirement, each employee's career is recorded and monitored by the three sections within Personnel: Payroll; Personnel Evaluations; and Health Maintenance. The records of over 2,000 employees are maintained within the

Personnel division, along with the records of retired and former members of the division.


The average number of uniform officers remained approximately the same from 1984 to 1985 with a total of 1,183. Overall personnel strength increased from 1,983 in 1984 to 2,034 in 1985, primarily because of the transfer of load limit inspectors to the Highway Patrol.



Major Thomas W. Rice

## PERSONNEL PROFILE

Sworn Officers (58.1%)



Non-Sworn (41.9%)

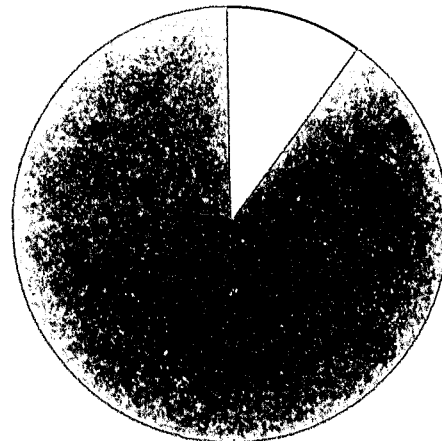
## Total Average Personnel Strength

	1984	1985
Overall	1983	2034
Sworn Officers	1182	1183
Radio Technicians	35	33
Communications Technicians	33	20
Drivers License Examiners	160	169
Radio Dispatchers	188	206
Cadet Candidates	50	42
Civilians	256	251
Motor Vehicle Inspectors	53	52

## Personnel

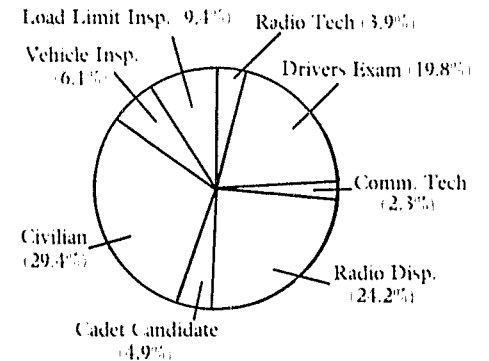
## SWORN OFFICERS

Commissioned (10.3%)



Non-Commissioned (89.7%)

## NON-SWORN PERSONNEL



# 1985 Annual Report



Of the 61 retirements in 1985, only three were disability-related. Uniform officers accounted for 28, or 46 percent, of the division's total number of retirements.

## 1985 Retirements

Name:	Date:		
Sgt. Wilbur D. Adams	1/17/85	Dri. Lic. Exam. Suprv.	5/31/85
Radio Tech. 2		Thomas E. Bland	5/31/85
Jerry L. Curtis	1/17/85	Clerk 2 Martha West	5/31/85
Sgt. James R. Young	1/18/85	Secy. 1	
Sgt. Robert E. Dwyer	1/18/85	Margery Phillips	5/31/85
Tpr. James R. Hatfield	1/18/85	Mtr. Veh. Insp.	
Capt. Harold E. Steiger	1/23/85	Frederick W. Teach	5/31/85
Capt. Edward E. Suffecool	1/25/85	*Load Limit Insp.	
Tpr. George Zenuch	1/25/85	William E. Earley	6/02/85
Mtr. Veh. Insp.		Rad. Tech. 4	
Rollin H. Ary	1/31/85	Forrest L. Rhodes	6/07/85
Lt. James R. Huth	2/08/85	Dri. Lic. Exam. 1	
Mtr. Veh. Insp.		William O. Stevenson	6/21/85
Dale E. Harshman	2/15/85	Sgt. Raymond L. Flowers	6/27/85
Tpr. Wayne E. Nibert	2/18/85	Tpr. Loren L. Butcher, Jr.	6/27/85
Maj. Robert D. Huffman	2/22/85	Tpr. Thomas D. Bidlack	6/27/85
Capt. Charles F. Clark	3/01/85	Sgt. Larry M. Bartow	7/16/85
Radio Tech.		Tpr. William Nunn	7/18/85
John F. Musser	3/02/85	Sgt. Leland P. Karrick	7/30/85
*Tpr. Gary R. Geisel	3/06/85	Clerk 2	
Dri. Lic. Exam. 2		Lucynthia L. Geyer	8/07/85
Angelo Demopolis	3/29/85	Sgt. Richard E. Mortine	8/10/85
Dri. Lic. Exam. 1		Tpr. Donald B. Buehler	8/15/85
Gordon H. Foster	3/29/85	Maj. Richard L. Saunders	8/23/85
Dri. Lic. Exam. 1		Maint. Rpr. Wkr. 2	
Peter Modock	3/29/85	Gene M. Long	8/30/85
Typist 2		Dri. Lic. Exam. Suprv.	
Virginia L. King	3/29/85	Bernard E. Egts	8/30/85
Maint. Rpr. Wkr. 2		Tpr. Robert G. Gibbs	9/06/85
Curtis E. Bennington	3/29/85	Sgt. Thomas L. Wheeler	9/14/85
*Dri. Lic. Exam. 2		Rad. Disp. 1	
Maxwell G. Sparks	4/01/85	Ernest E. Messer	9/28/85
Sgt. Jack L. Rowland	4/30/85	Dri. Lic. Exam. 2	
Mtr. Veh. Insp.		Leo G. Bishop	9/30/85
Samuel H. Shetler	4/30/85	Cust. Wkr.	
Capt. James R. Prather	5/10/85	Charles E. Dickerson	10/08/85
Rad. Tech. 3		Sgt. Leland G. Predmore	10/15/85
Kimball K. Ferris	5/17/85	Mtr. Veh. Insp.	
Capt. Arland E. Nelson	5/29/85	Paul W. Mathias	10/21/85
Rad. Disp. 1		Load Limit Insp.	
Hazel E. Boyd	5/30/85	Lloyd E. Hapner	10/31/85
		Clerk 2 Golda L. Crum	10/31/85
		Sgt. Donald D. Humphrey	12/11/85
		Lt. Phillip E. Wenner	12/20/85
		Rad. Disp. 1	
		Betty J. Oen	12/20/85
		Load Limit Insp.	
		Wilmer D. Nierman	12/31/85
		Cust. Wkr.	
		George H. Kinley	12/31/85
		*Disability Retirement	



# 1985 Annual Report

The resignation rate for uniform officers dropped from 2.03 percent in 1984 to 1.86 percent in 1985. Most employee categories saw percentage reductions in their resignation rates. The most significant drops occurred with civilians and motor vehicle inspectors. In 1984 civilians resigned at a 17.57 percent rate and motor vehicle inspectors reached a 7.54 percent rate. In 1985 their turnover percentages dropped to 12.35 and 1.92, respectively.

There were 68 promotions within the division during 1985. Following is

a two-year comparison chart of promotions within employee categories.

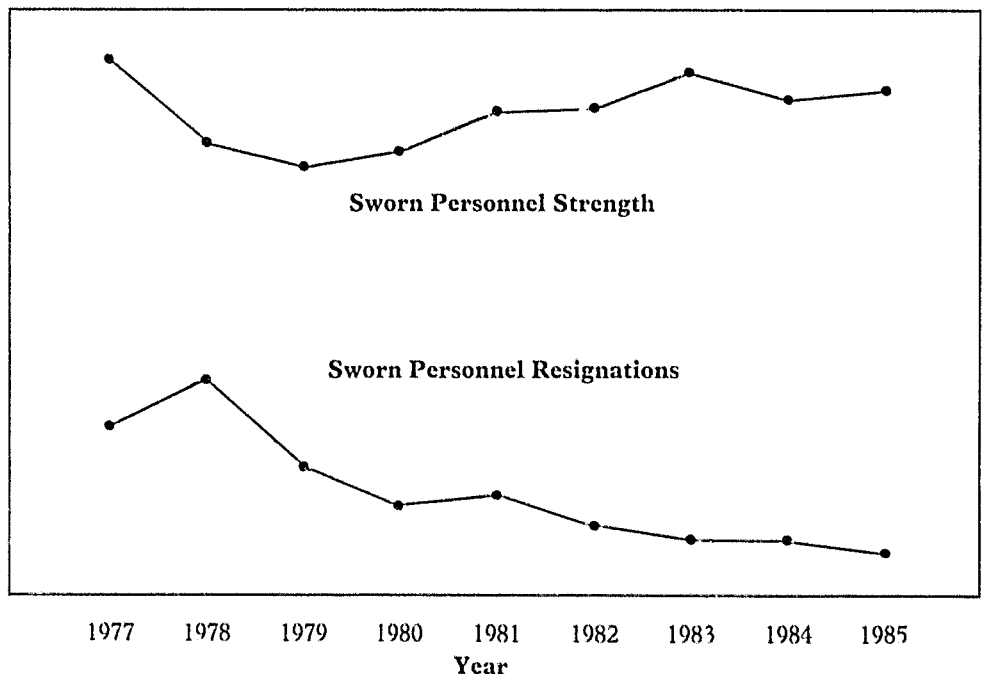
## PROMOTIONS

	1984	1985
Uniform Officers	43	39
Radio Technicians	4	4
Communications Technicians	4	1
Civilians	8	14
Drivers License Examiners	4	10
Motor Vehicle Inspectors	0	0

## RESIGNATIONS

	1984			1985		
	No.	Average Manpower	% Loss	No.	Average Manpower	% Loss
Uniform Officers	24	1182	2.03	22	1183	1.86
Radio Technicians	1	35	2.85	1	33	3.03
Comm. Technicians	3	33	9.09	3	20	15.00
Driver Examiners	2	160	1.25	8	169	4.73
Radio Dispatchers	25	188	13.30	20	206	9.71
Civilians	45	256	17.57	31	251	12.35
Motor Vehicle Insp.	4	53	7.54	1	52	1.92

Personnel Trends from 1977 Through 1985





## In Memoriam



**Trooper Jody S. Dye** of the Highway Patrol's Granville post was killed in an on-duty traffic accident on July 5, 1985. He had been a member of the division since 1981.



**Drivers License Examiner 1 Elizabeth J. Sullivan** was a seven-year veteran stationed at the division's Chardon driver exam station before her death on November 13, 1985.



**Motor Vehicle Inspector 1 Adrian L. Larkin** worked as a member of the New Philadelphia motor vehicle inspection team from June 1972 until his death on December 18, 1985.



**Drivers License Examiner 1 Harry G. Allen** spent 30 years at the Ohio State Highway Patrol's Lancaster post, first as a dispatcher and then as a driver examiner. He passed away on December 24, 1985.



*Lieutenant Louis C. Holben*

The monitoring and maintenance of the Highway Patrol's employee payroll is handled by members of the Payroll section.

Under the supervision of the Personnel commander, payroll employees have the responsibility of making sure all data entries regarding sick leave, disability leave, vacation hours, health

insurance, life insurance, overtime hours, hazardous duty pay, shift differential, and payroll deductions are on time and accurate. In 1985, 26 payrolls were processed and disbursed to the division's more than 2,000 employees. The total amount paid out in salaries and wages for 1985 was \$63,616,822.76.

## Payroll





*Sergeant John T. Blubaugh*

Members of the Personnel Evaluation section administer the Highway Patrol's Diagnostic Forced Choice Evaluation System which is used as an indicator of an officer's potential for the next higher rank as well as a training tool in upgrading officer performance. A total of 2,360 Diagnostic Forced Choice Evaluations were administered in 1985.

The Trooper Performance Appraisal system is also administered by employees in this section. A constructive aid to individual career development, this program provides supervisors with the basis for objectivity in evaluating the troopers' day-to-day proficiency/achievement on an individualized basis. Nine hundred Trooper Performance Appraisals were completed in 1985.

The division's first assessment center was designed and implemented by the

Personnel Evaluation section in late 1984 for the purpose of screening sergeants who consistently place in the promotable category on their Diagnostic Forced Choice Evaluations. The assessment center is a week-long evaluation seminar designed to ascertain and predict a sergeant's success if that officer were promoted to the rank of lieutenant and given a post command. In 1985, eight assessment centers were conducted and 67 sergeants were evaluated. Attending the assessment center is a requirement before being assigned to command a patrol post. To date, the assessment center has proven to be a success by accurately identifying an individual's managerial skills and probable success at administering a patrol post.

## Personnel Evaluation





*Captain John M. Demaree*

Members of the Highway Patrol's Health Maintenance section administer the Division's physical fitness and health maintenance program which is based on a system of periodic monitoring of uniform officers as a means of preventing future health problems.

Each officer is checked periodically during their career to determine any health irregularities or potential problem areas. This monitoring procedure is conducted by the Highway Patrol physician, a licensed practical nurse, and an exercise physiologist. Each officer is given a physical examination, blood tests, aerobic fitness measurements, stress testing, and a group of anthropomorphic tests to determine body composition.

After each officer has been examined and tested, they are furnished with a

detailed report concerning the results of the examination. If a health problem has been discovered, the officer is encouraged to contact their own physician. Included within this report are suggestions offered by the exercise physiologist to improve the officer's condition.

The design of the program is to accommodate the officer as that person ages: to start with a testing requirement at five-year intervals with a drop to two-year intervals as the officer gets older.



A total of 488 physical fitness and health examinations were conducted in 1985, a 37 percent increase over 1984's total of 357.

## Health Maintenance





# Academy and Recruitment





Major Robbie K. Hartsell

The Highway Patrol Academy staff provides comprehensive professional training for troopers, local police officers, and other members of the criminal justice system. Highway Patrol cadet and basic police training is available for new law enforcement recruits as well as in-depth, specialized courses which are designed to broaden the knowledge of veteran officers.

The Recruitment section falls under the jurisdiction of the Academy command and is responsible for recruiting high-quality applicants for the position of Ohio State trooper.

## Academy

One cadet class graduated from the Academy in 1985 — the 114th — adding 40 new troopers to the ranks throughout the state. The recruits completed 18 weeks of training on September 6, 1985 and received their commissions.

As in previous years, the division's in-service training program for Highway Patrol personnel continued to be a top priority. Twenty in-service courses were offered to uniform personnel in the following subject areas: supervisor training; trooper management-supervision; coaches training; post-graduate training for the 114th Class; commercial vehicle theft; microcomputer training; tactical weapons and range officers training; pre-retirement seminars and media training.

Following is a training synopsis for 1985:

### In-Service Training Highway Patrol Uniform Personnel

Number of Courses	20
Number of Sessions	41
Total Attendance	1,003

### Training — Other Agencies

10-Week Basic Police Course	3
Officers Trained	141
Other Training Courses	53
Number Trained	1,470

### In-Service Training for Other State Government Agencies

Number of Courses	9
Number of Sessions	12
Number Trained	307

### Other Academy Statistics

Academy Tours (792 people)	36
Junior Cadet Week (Boys/Girls)	45
Visitors	5,482
Cafeteria Meals Served	88,565
Meetings Held at Academy by Other Agencies	63
Total Attendance at These Meetings	1,515

## Academy and Recruitment



Lieutenant Edwin T. Gerber

It is the responsibility of the Recruitment section to identify, screen, test, and select qualified applicants who wish a career as a Highway Patrol Trooper.

Once a person has started the recruitment process by interviewing at a patrol post and receiving an application, the prospective applicant's information is entered into a computer. From that point on the individual's status within the employment process can be instantly retrieved from the system.

Appointments are made for applicants to go to the Academy in Colum-

bus for a battery of psychological and reading comprehension tests. Testing is held three days a week at which time the applicant also undergoes a pre-physical exam for height, weight, and visual acuity. Background investigations are then completed on those applicants who pass this phase of testing. Just prior to entering the Academy qualified applicants are given physical exams and physical agility tests. In 1985, 143 physical agility tests were administered.

Following is a composite of Highway Patrol applicants during 1985:

## Recruitment

	Applicants Scheduled To Test	Applicants Tested
White Males	2,275	1,954
Black Males	403	275
White Females	480	358
Black Females	68	42
Spanish Males	33	22
Spanish Females	3	3
Other	3	3

In 1985 Recruitment personnel worked on formulating the 114th Class which graduated 40 troopers on September 6, 1985 and the 115th Class

which began training on November 4, 1985 and is scheduled to graduate in 1986.






# 1985 Annual Report





# Field Services





*Major Russell F. Miller*

The Field Services command of the Highway Patrol is responsible for the purchasing and monitoring of all supplies and equipment used by the division; the acquisition, maintenance, and programming of all computers and training of personnel in the use of this equipment; and the maintenance of the division's communications and management information systems.

During 1985 Field Services coordinated a project involving the installation of 111 microcomputers at Highway Patrol facilities throughout the state. The total project cost was \$487,508.

Prior to this purchase a monumental coordination and budgeting effort was required to ascertain the needs of the division in terms of computer hardware and software. Computer training for employees also had to be planned and

scheduled to derive the most benefit from the newly purchased equipment.

Every post and district received a computer and three software packages in word processing, spreadsheet accounting, and data base management. At Columbus General Headquarters 33 microcomputers were installed in Personnel, Administration, Procurement and Auditing, Payroll, Field Operations, Communications and Records, Driver and Vehicle Services, Investigation, Computer Services and LEADS, Planning and Research, Recruitment, and the Academy.

By year's end, all hardware was in place and operating and division personnel were relying more and more on the seemingly limitless recordkeeping and management report formulation capabilities of the new computers.

## Field Services





*Captain James F. Spurrier*

## Procurement and Auditing

Procurement and Auditing purchases all equipment and supplies used by the division throughout the state. All goods are received and dispatched through the stockroom and tailor shop at Columbus General Headquarters. In 1985 a total of 12,827 invoices were processed and \$16,474,888 was paid out in disbursements to vendors.

During 1985 auditing personnel converted from a manual accounting system to "CAS", a computerized fund accounting system. The division's vouchering procedure was also streamlined by consolidating invoices by vendor on a single voucher to reduce the number of warrants issued. A 30-day payment period policy was instituted in mid-1985 which assures the prompt payment of debts incurred by the division to its suppliers.

In 1985 the division's vehicle fleet logged a total of 34,645,294 miles. Fuel consumption totaled 2,695,912 gallons with a miles-per-gallon average of 12.85.

The following projects were completed by the division during 1985:

- Two boilers at the Academy were completely overhauled to provide more efficient heat.
- The boiler was insulated and the furnace room vented at one district headquarters facility.
- Energy efficient thermopane windows which can be opened for fresh air have been installed at one district, are presently being installed in a second district, and the job is out on bid for a third district.
- Central air conditioning was installed at the Athens post replacing several window units.
- The furnace was replaced at St. Clairsville with an energy-efficient model.
- Roofs were replaced at Circleville, Granville, and Steubenville.
- Various energy conservation projects (repairs, remodeling, conversion) were completed at 18 patrol facilities.
- The emergency generator was replaced at the Jackson post and district headquarters building.







*Captain Eugene R. Howell*

Computer Services maintains our computerized management information systems and oversees the Law Enforcement Automated Data System (LEADS) for the criminal justice system in Ohio. LEADS provides a ready bank of computerized information to law enforcement personnel in the following areas: driver license records, vehicle registrations, stolen vehicles, missing and wanted persons, criminal history files, and stolen property. The system interfaces with the National Crime Information Center in Washington, D.C., the National Weather Service, and also provides direct communication with all states.

There were 595 LEADS terminals in operation in 1985 handling a daily average of 337,902 transactions or a yearly total of 123,334,400.

A major project undertaken by Computer Services in 1985 was the installation of microcomputers around the state and the training of personnel to use the new equipment.


Upon the delivery of the computers to the field, two members of Computer Services and LEADS went to each district to provide training to district and post representatives. Later on, supervisory in-service schools at the Academy included instruction for General Headquarters and field supervisors in: word processing, electronic spreadsheet, and data base manage-



ment functions. In addition, personnel learned to use a software package which allows the microcomputer to emulate a LEADS terminal, thus performing LEADS functions.

Through the direct interface with the National Weather Service (NWS),

## Computer Services and LEADS





severe weather warnings and watches are automatically broadcast over the LEADS network. This was especially helpful when several tornadoes struck northeastern Ohio in the spring of 1985. Although several communities suffered heavy damage and some loss of life, residents were warned ahead of the approaching tornado. The chief of police of Newton Falls, one of the areas hardest hit, credited their direct link with NWS for its lifesaving potential at a critical time.

LEADS personnel also run a great number of off-line searches for Highway Patrol field personnel as well as officers of other police agencies. Running an inquiry off-line is faster, provides more information and does not tie up computer lines. It is an invaluable

investigative aid in homicides, hit-skip accidents, and other traffic-related serious crimes when only fragments of information and evidence are available. For instance, if only a vehicle's description or a partial registration is known, this data can be run off-line and information batches can be retrieved which list all vehicles conforming to the parameters listed in the inquiry. In 1985, 115 off-line searches were run for Ohio law enforcement officers.

Rounding out 1985 activities for Computer Services was a complete conversion of all LEADS equipment in the field. Every LEADS terminal and printer in every law enforcement facility in Ohio was replaced with new equipment in 1985.



Captain Alvin R. Whitehead

The division's data entry systems originate and are maintained within the Communications and Records section. Personnel collect and safekeep records of Highway Patrol activity including accident and arrest records as well as other official documents. As administrator of the division's communications system, this section provides for the maintenance, equipment, and operation of post and car radio systems. The photography laboratory and print shop are also contained within this section.

Field activity reports are key-punched in Communications and Records and the resulting data serves as the basis for management reports which direct the division's daily field operations. Of the 923,208 reports key-punched in 1985, 681,172 were arrests and 88,373 were accidents. Various other routine reports were also key-punched and 435,516 pages were microfilmed last year.

The photo lab processed 34,960 rolls of film and developed 213,332 prints, most of which provide a record of accident scenes which must be maintained for use as evidence in court. Photo lab personnel took 358 employee identification photos in-studio last year and also stand ready to photograph crime scenes or other serious accidents as they occur.

In 1985 the print shop provided copies of accident reports in response to 53,656 public requests and 13,594 inquiries from other agencies.

Communications personnel are responsible for installation and maintenance



nance of general headquarters communications equipment including 100 mobile radios. They also maintain an inventory of radio and electronic parts to service equipment in nine highway patrol districts (Ohio Turnpike District 10 radio and electronic costs are paid by the Ohio Turnpike Commission). The variety of electronic equipment ranges from computer-driven breath alcohol testing equipment and patrol car air bag installation to two-way radios.

During 1985 personnel upgraded the division's communication system by installing new and improved radio towers at Dayton, Gallipolis, Jackson, Akron, Fremont, and Sandusky. In an ongoing program new mobile radios were installed in 280 vehicles. These radios are equipped with a high-low band capability which formerly required two radios. As a result of this change, 280 LEERN (Law Enforcement Emergency Radio Network) radios have been removed from patrol vehicles and made available to other police departments throughout the state.

## Communications and Records





*Captain Donald A. Muck*

Planning and Research administers federally funded special enforcement programs for the posts and district headquarters. Within the scope of these administrative duties, section personnel monitor 61 sites upon which violations are frequent. An additional 67 sites which have a significant history of drinking driver-related violations and accidents are also monitored. By monitoring these sites the division can insure that federal traffic enforcement safety program allocations are effectively used in the traffic areas which exhibit the most problems.

Other duties of Planning and Research personnel include the dissemination of public information through the media, the preparation of informative management reports, and the coordination and administration of the Highway Patrol's awards programs.

During 1985 Planning and Research generated 93 news releases, prepared 564 certificates, completed 46 surveys and questionnaires; planned and implemented 25 special projects; and published one magazine article.

## Planning and Research



### AWARDS

During 1985, the following Ohio State Highway Patrol troopers were cited for outstanding service to the State of Ohio.

#### O.W. Merrell

##### Meritorious Service Award

Presented to Trooper Grant C. Carper of the Portsmouth post for using his professional skills and training to gain control of an armed assailant during a life-threatening situation in the early morning hours of February 24, 1985. He was able to secure the armed suspect, thereby preventing him from causing injury to himself or others.





### Superintendent's Citation of Merit

Trooper Grant C. Carper  
Trooper William T. Maners  
Trooper Mark W. Stelzer  
Trooper Victor O. Knick

### Certificates of Recognition

Sergeant Arthur H. Williams  
Trooper James F. Roberts  
Trooper Bradley D. Wilson  
Trooper Roger L. Massie  
Trooper Charles Stemen  
Trooper Jeffery L. Klem  
Trooper Kelly A. Worstall  
Trooper Steven E. Harvey  
Dispatcher Mary E. Aukerman

The following officers were selected by their peers as the outstanding trooper at the post to which they were assigned. From this group, ten troopers were selected as the outstanding trooper in their district. Trooper Timothy Jankowski of the Norwalk post was selected as the outstanding State Trooper of 1985.

### 1985 Troopers of the Year

#### District 1

Findlay  
Trooper Randall L. McCarty  
\*Lima  
Sergeant Terrance A. Duerr  
Defiance  
Trooper Terry R. Schultz  
Toledo  
Trooper Ricky L. Vitte  
Van Wert  
Trooper Dale E. Pemberton  
Walbridge  
Trooper Michael P. Katafias

#### District 2

Bucyrus  
Trooper Jeffrey W. Moseley  
Sandusky  
Trooper Kenneth J. Berger  
\*\*Norwalk  
Trooper Timothy Jankowski  
Marion  
Trooper Donald R. Lenke  
Mansfield  
Trooper Arnold J. Schropp, Jr.

# 1985 Annual Report



Fremont  
Trooper Mark W. Zorn

## District 3

Massillon  
Trooper Richard B. Graber  
Ashland  
Trooper Richard L. Lucas  
Elyria  
Trooper Thomas D. Tornabene  
\*Medina  
Trooper Thomas W. Lemon  
Akron  
Trooper Dean A. Christ  
Wooster  
Trooper Dana R. Jackson

## District 4

Warren  
Trooper Gerald A. Funnelli  
Ashtabula  
Trooper John W. Maddox  
\*Lisbon  
Trooper Robert F. Cooper  
Chardon  
Trooper James M. Hamilton  
Canfield  
Trooper Robert W. Rich  
Ravenna  
Trooper Charles A. Flohr

## District 5

\*Piqua  
Trooper Joseph A. Berger  
St. Marys  
Trooper Harold L. Thompson  
Springfield  
Trooper John N. Oliver, Jr.  
Bellefontaine  
Trooper David H. Huston  
Dayton  
Trooper Russell N. Johnson  
Eaton  
Trooper Francis D. Rose

## District 6

Delaware  
Trooper Donald L. Whipple, Jr.  
Lancaster  
Trooper Robert W. Markowski  
Granville  
Trooper Timothy J. Tuttle  
West Jefferson  
Trooper Ronald E. Nichols  
\*Mt. Gilead  
Sergeant John P. Myers

Circleville  
Trooper Larry G. Seifert

## District 7

Cambridge  
Trooper David L. Dotson  
St. Clairsville  
Trooper Gary A. Wright  
Steubenville  
Trooper Joseph R. Montgomery  
Zanesville  
Trooper Joel G. Maxwell  
New Philadelphia  
Trooper John L. Scott  
\*Marietta  
Trooper Ronald L. Klier

## District 8

Wilmington  
Trooper Richard R. Donley  
Georgetown  
Trooper Robert K. Knauff  
Hamilton  
Trooper Larry M. Masenheimer  
Batavia  
Trooper Roy D. McLemore  
\*Xenia  
Trooper Douglas T. Heard  
Lebanon  
Trooper James E. Ertel, Jr.

## District 9

Jackson  
Trooper Marc L. Rogols  
Athens  
Trooper Wayne E. McGlone  
Gallipolis  
Trooper Kelly A. Worstall  
\*Ironton  
Trooper James H. Coleman  
Chillicothe  
Trooper Thomas J. Scott  
Portsmouth  
Trooper Dean S. Cheadle

## District 10

Swanton  
Trooper Eugene P. Pioterek  
Castalia  
Trooper Scott E. Hunter  
\*Hiram  
Trooper John C. Shore

\*District Trooper of the Year

\*\*State Trooper of the Year



## 1985 Annual Report

### 1985 ACES

Any Highway Patrol officer who makes five stolen vehicle recoveries with on-the-spot apprehensions of the thieves involved within a calendar year earns the division's ACE Award. The following officers earned this distinction in 1985.

Trooper John C. Shore  
Sergeant Charles E. Veppert  
Trooper Timothy W. Hubbell  
Trooper James L. Quinlan  
Trooper Dale L. LaRue  
Trooper Timothy E. Stockman  
Sergeant Monte L. McGowen  
Trooper Joseph A. Berger  
Trooper Donald A. Carman  
Trooper Chester L. Engle

Trooper Gary A. Wright  
Trooper John E. Zak  
Trooper Mary M. Hearn  
Trooper Brian W. Girts  
Trooper David W. Hollins  
Trooper David L. Jerico  
Trooper Timothy B. Robinson

### Blue Max Award

Trooper Timothy W. Hubbell of the Lima post earned the 1985 Blue Max Award, the division's highest honor for vehicle theft enforcement. He earned a total of 15 lightning bolts in 1985, recovering 16 vehicles valued at over \$218,000 and made 20 arrests on auto larceny related offenses in connection with these recoveries.

# Tough drunk driving laws have helped

By HARRY FRY, Correspondent  
Published Monday, May 14, 1984



Harry Fry

...of the state's highways...  
...the number of...  
...the state's highways...  
...the number of...  
...the state's highways...  
...the number of...

# Put down rural fatalities

...of the state's highways...  
...the number of...  
...the state's highways...  
...the number of...

# Public Information . . . A Key To Changing Driver Behavior

## Patrol survey: County child car seat use is up

By HARRY FRY  
A survey of child car seat use in the county has shown an increase in the use of proper seats.

## OSP commander: His job is to save lives

By HARRY FRY  
The OSP commander stated that his primary responsibility is to save lives on the road.

## Designated driver ensures safe ride home from party

By HARRY FRY  
A designated driver program is being promoted to ensure safe rides home from parties.

## Ash promotes sober driving

By HARRY FRY  
A program is being implemented to promote sober driving and reduce alcohol-related accidents.

## Defensive driving is the key

By HARRY FRY  
Defensive driving techniques are being emphasized as the key to preventing accidents.

## Patrol, deputies, Farm Bureau to fight highway fatalities

By HARRY FRY  
A coalition of law enforcement and agricultural groups is forming to fight highway fatalities.

## Neck: Seat Belts Could Halve Wayne Death Toll

By HARRY FRY  
A study indicates that seat belt use could significantly reduce the death toll in Wayne County.

## Patrol reminds drivers of summer safety tips

By HARRY FRY  
The patrol is reminding drivers of essential safety tips for the summer months.

## Troopers target death-free holiday

By HARRY FRY  
Troopers are targeting a death-free holiday season through increased enforcement.

## Geauga children getting belt lessons from patrol

By HARRY FRY  
Children in Geauga County are receiving belt lessons from patrol officers.

## Nearly 100 citations are issued during 'Stay Alive 55' week

By HARRY FRY  
Over 100 citations were issued during the 'Stay Alive 55' week for speeding violations.

## Gov. Celeste favors mandatory seat belts

By HARRY FRY  
Governor Celeste has expressed support for mandatory seat belt laws.

## Patrol to teens: Take

By HARRY FRY  
The patrol is addressing teens about safe driving practices.



# Ohio State Highway Patrol Post Locations

