


mf-1

Sentencing Statistics Higher Criminal Courts

Victoria 1985




109452

Management Information Section
Courts Management Division
Attorney-General's Department
20/200 Queen Street
Melbourne Victoria Australia

109452

Sentencing Statistics Higher Criminal Courts Victoria 1985



NCJRS

MAR 4 1988

ACQUISITIONS

109452

U.S. Department of Justice
National Institute of Justice

This document has been reproduced exactly as received from the person or organization originating it. Points of view or opinions stated in this document are those of the authors and do not necessarily represent the official position or policies of the National Institute of Justice.

Permission to reproduce this copyrighted material has been granted by

Attorney-General's Department, Victoria
Australia

to the National Criminal Justice Reference Service (NCJRS).

Further reproduction outside of the NCJRS system requires permission of the copyright owner.

Management Information Section
Courts Management Division
Attorney-General's Department
20/200 Queen Street
Melbourne Victoria Australia

CONTENTS

Table		Page
	Explanatory Notes	(ii)
	Index to Table 1	(vi)
1	Statistical Measures of Penalties	1
2	Disposition of Offences	50
3	Penalties Imposed for Each Offence	66
4	Penalties Imposed on persons 'sentenced' Based on Principal Offence	86
5	Minimum Term as a Percentage of Effective Sentence	101
6	Graphs of Sentences Imposed (Imprisonment and Y.T.C.) based on Table One	102

SENTENCING STATISTICS FOR HIGHER CRIMINAL COURTS (1985)

EXPLANATORY NOTES:

1. Table 1 "Statistical Measures of Penalties", relates to the sentence for every offence for which there is a penalty.
2. The preferred measure in Table 1 is the median. The median has half the values on each side of it (when the number of observations is an even number the midpoint of the two middle values is selected). The average (arithmetic mean) is subject to distortion due to extreme and unusual values. The mode gives the size of the most common penalty. The percentiles, read in conjunction with the median, indicate the size of the spread or variation, as each includes a quarter of the observations. The maximum and minimum values are self explanatory. The total number of observations (counts) is included as those with a small number of observations lack the reliability of those with more.
3. In Table 1 only the major penalty for each offence is shown. However, in Tables 3 and 4 ancillary penalties are also given, but are not quantified.
4. The Index to Table 1, as well as giving the number for each type of offence, also gives the code number. This code number remains the same in each of the tables and can therefore be utilised to locate any particular offence in each of the Tables.
5. The following offence grouping is followed:

Offence Grouping	Code Group
Homicide and related offences.	1
Wounding, assaults, etc.	2
Sexual offences	3
Robbery and allied offences for gain	4
Theft, burglary, etc.	5
Deception.	6
Property damage.	7
Other offences.	8
Summary offences	9

6. Table 2 "Disposition of Offences" is the only table which shows the disposition of every count appearing on the Presentments filed. When examining convictions in this table one should remember that pleas of guilty are shown separately. The meaning of the abbreviations used is as follows. (See attached).
 - . "Acq/Dir" means acquitted by direction of the trial Judge.
 - . "Plead G" means plea of guilty.

- . "Nolle" means Nolle Prosequi (No Bill) which is a stay of criminal proceedings. The stay is usually permanent but a nolle prosequi is no bar to further criminal proceedings.
 - . "Insanity" means acquitted on grounds of insanity and detained in custody at the Governor's pleasure. That is, the person is detained until released upon order of the Governor-in-Council (normally acting on the recommendation of the Parole Board that the person's release will no longer be prejudicial to community interests).
 - . "No Ev Led" means no evidence was led by the Director of Public Prosecutions.
7. Table 3, "Penalties Imposed for Each Offence", simply presents the information given in Table 1 aggregated into a different format. It does, however, provide additional information as to ancillary penalties. Note that the number given in brackets for the ancillary penalty is already included in the table above for that code.
8. Only Table 4 shows the number of persons convicted. Since a person can in practical terms only be shown under one offence, the principal offence, that is the one with the severest penalty according to the rules in paragraph 9, is shown.
9. The number of persons sentenced is found by selecting the principal offence under which to record that person. The rules used to select the principal offence are as follows:
- (a) Imprisonment a penalty
 - (i) Where there are two or more offences with imprisonment, the count with the longest term imposed is selected as the principal offence.
 - (ii) Where (i) above each count has the same term of imprisonment imposed then the principal offence is that with an ancillary penalty, e.g. imprisonment and licence cancellation.
 - (iii) If all counts in (ii) above have ancillary penalties (including those where the ancillary penalty appears to apply equally to all counts) then the penalty is selected utilising the pre-determined hierarchy of penalties followed by the highest value (time first, money second).
 - (iv) If all counts have the penalty of imprisonment and the principal offence is not selected by the above rules then the first mentioned conviction becomes

the principal offence.

(b) Hierarchy for Penalties Other than Imprisonment

(Note: Youth Training Centres are treated as imprisonment).

2. Alcoholic and Drug Dependant Persons Centre (A.D.D.P.)
3. Attendance Centre
4. Community Service Order (C.S.O.)
5. Probation
6. Bond
7. Fine
8. Restitution/Compensation order
9. Other

The principal offence is that with the highest rating in the above list. The logic follows that for selecting the principal offence under imprisonment in (a) above.

10. Information in the tables has come from collated daily reports of the Director of Public Prosecutions Officers. A cross check is usually made with the Daily List for Melbourne and the Circuit Section Register cards to ensure that all reports are received. However, this year, for reasons of economy, it was decided to accept that the daily reports in the Listing Section formed a complete set for Melbourne. Circuit Courts were checked by Patricia Jenkins. No attempt is made to edit or check the description of the offence recorded by the Preparation Officer nor is key punching verified.
11. Details are not recorded until sentences have been passed on those persons convicted. No attempt has been made to reconcile the number of persons sentenced with the number of persons convicted, as shown in tables 3.9 and 5.3 "Persons Whose Case was a Receipt or a Disposal of a Criminal Matter in the Supreme or County Court Victoria", since different counting procedures are followed and separate sources of information are utilised.
12. The figure for Nolle Prosequi's will be an underestimate as only those cases which have a Case Completion Report for completed, that is those in which at least one event went to Court, are counted. Those cases in which all counts have a Nolle Prosequi (No Bill) are not reported in this system.
13. Details of sentences are not recorded if the case has been presented by the Commonwealth Director of Public Prosecutions.

14. The results of appeals and hearings of breaches of Bonds and Probation have not been taken into account.
15. The sentence given is the sentence for each count. No attempt is made to show whether terms of imprisonment are either cumulative or concurrent or to give the minimum term which the Court may have ordered to be served.
16. Where, for example, a bond of 12 months is given for a number of counts, the length of the bond (or probation, etc.) is recorded against each count.
17. Persons found unfit to plead are not sentenced and are therefore excluded from relevant tables until such time as they are fit to stand trial.
18. Coding of the sentences was done by Patricia Jenkins and Virginia White checked doubtful entries. Key punching was kindly performed by a Community Employment Program.
19. Peter Elliott was the person responsible for developing the software needed to produce these statistics. It was based on the work of Dr. Kwee Phua.
20. Inquiries concerning these statistics may be made by telephoning (03) 603 4330 and speaking to the Manager, Management Information Section, (Mr. W.U. Johnston). The office is situated on the 20th Floor of 200 Queen Street, Melbourne. The postal address is Box 857 K, Melbourne, Australia, 3001.
21. The International Standards Serial Number for this publication is ISSN 0725-654X.

INDEX TO TABLE ONE

*** NOTE : ATTEMPTS AND CONSPIRACIES ARE NOT CROSS REFERENCED.

*** NOTE : DRUG OFFENCES ARE BROKEN DOWN INTO FOUR AREAS:

- (1) BARBITUATES AND AMPHETAMINES
- (2) HALLUCINOGENIC DRUGS
- (3) OPIATES AND NARCOTICS
- (4) CANNABIS AND CANNABIS RESIN

CODE	OFFENCE	PAGE
3.11a	ABDUCTION	18
1.4a	ACCESSORY AFTER THE FACT OF MANSLAUGHTER	2
1.1a	ACCESSORY AFTER THE FACT OF MURDER	1
2.7a	AID AND ABET COMMON ASSAULT	9
4.1a	ARMED ROBBERY	18
7.1a	ARSON	34
2.4a	ASSAULT (See also 2.7 COMMON ASSAULT)	6
2.4	ASSAULT OCCASSIONING ACTUAL BODILY HARM	5
2.5b	ASSAULT POLICE	7
2.5b1	ASSAULT POLICE OFFICER IN DUE EXECUTION OF DUTY	8
3.5c1	ASSAULT WITH INTENT TO COMMIT SEXUAL PENETRATION OF A CHILD UNDER 10	14
2.5a1	ASSAULT WITH INTENT TO PREVENT LAWFUL DETENTION OF ANOTHER	7
3.3b	ASSAULT WITH INTENT TO RAPE	11
2.5a	ASSAULT WITH INTENT TO RESIST ARREST OR COMMIT A FELONY	7
4.3	ASSAULT WITH INTENT TO ROB	21
8.8	ASSISTING OFFENDER	47
5.3a	ATTEMPTED AGGRAVATED BURGLARY	26

CODE	OFFENCE	PAGE
3.3a1	ATTEMPTED AGGRAVATED RAPE	11
4.1b	ATTEMPTED ARMED ROBBERY	19
7.1b	ATTEMPTED ARSON	35
6.4b	ATTEMPTED BRIBERY	32
5.2b	ATTEMPTED BURGLARY	26
6.1c1	ATTEMPTED DECEPTION	30
3.6b	ATTEMPTED INCEST	15
3.7a2	ATTEMPTED INDECENT ASSAULT	16
1.2a	ATTEMPTED MURDER	1
3.12b1	ATTEMPTED PROCURING FEMALE TO HAVE SEXUAL PENETRATION	18
3.12b3	ATTEMPTED PROCURING ACT OF SEXUAL PENETRATION WITH PERSON UNDER 16	18
3.12e1	ATTEMPTED PROCURING OF A WOMAN FOR PROSTITUTION	18
3.3a	ATTEMPTED RAPE	11
4.2b	ATTEMPTED ROBBERY	21
3.5b4	ATTEMPTED SEXUAL PENETRATION	14
3.5b1	ATTEMPTED SEXUAL PENETRATION OF A CHILD UNDER 10	13
3.5b2	ATTEMPTED SEXUAL PENETRATION OF A PERSON 10-16	14
5.1b	ATTEMPTED THEFT	23
8.7b	ATTEMPT TO ESCAPE LEGAL CUSTODY	45
6.2b	ATTEMPT TO OBTAIN FINANCIAL ADVANTAGE BY DECEPTION	31
6.1b	ATTEMPT TO OBTAIN PROPERTY BY DECEPTION	29
8.8e	ATTEMPT TO PERVERT THE COURSE OF JUSTICE	46
2.6a	ATTEMPT TO USE A FIREARM TO RESIST ARREST	8
8.8g2	BEING IN POSSESSION OF AN OFFENSIVE WEAPON ON COURT PREMISES	46
4.5	BLACKMAIL	22
3.10a	BUGGERY	17

CODE	OFFENCE	PAGE
5.2a	BURGLARY	24
5.3	BURGLARY, AGGRAVATED	26
2.1e	CAUSE GRIEVOUS BODILY HARM WITH INTENT TO CAUSE GRIEVOUS BODILY HARM	4
2.8a	CHILD STEALING	9
2.7	COMMON ASSAULT OR UNLAWFUL ASSAULT (See also 2.4a, ASSAULT)	9
8.4a	CONSPIRACY	41
8.4p	CONSPIRE TO BURGLE	43
4.1d	CONSPIRACY TO COMMIT ARMED ROBBERY	21
8.4h	CONSPIRE TO DEFRAUD	42
8.4d	CONSPIRE TO ESCAPE LEGAL CUSTODY	42
5.5a	CONSPIRE TO HANDLE OR RECEIVE STOLEN GOODS	28
8.4l	CONSPIRE TO PERVERT THE COURSE OF JUSTICE	42
8.4b	CONSPIRE TO ROB	42
8.4c	CONSPIRE TO ROB WHILST ARMED	42
8.5a	CONTEMPT OF COURT	44
7.2c	CRIMINAL DAMAGE	36
7.2c1	CRIMINAL DAMAGE FOR GAIN	37
7.2c2	CRIMINAL DAMAGE WITH INTENT	37
1.5	CULPABLE DRIVING	2
8.2c4	CULTIVATING CANNABIS	41
6.1c	DECEPTION	30
6.7k	DEFALCATION BY A SOLICITOR	33
8.1a1	DRUG TRAFFICKING - BARBITURATES AND AMPHETAMINES	37
8.1a3	DRUG TRAFFICKING - OPIATES AND NARCOTICS	37
8.1a4	DRUG TRAFFICKING - CANNABIS	38
8.1b1	DRUG SELLING - BARBITURATES AND AMPHETAMINES	38

CODE	OFFENCE	PAGE
8.1b3	DRUG SELLING - OPIATES AND NARCOTICS	38
8.1b4	DRUG SELLING - CANNABIS	39
8.7a	ESCAPE LEGAL CUSTODY	45
9.1b	EXCEEDING .05%	47
8.5d	FAILURE TO APPEAR	44
6.3	FALSE ACCOUNTING	31
8.8a	FALSE OR UNLAWFUL IMPRISONMENT	45
8.8d	FALSE REPORT TO POLICE	46
8.8d2	FALSE STATEMENT TO POLICE	46
6.7p	FALSIFYING RECORDS	34
5.6d	FORCEFUL ENTRY	28
6.5	FORGERY	32
6.7o	FRAUDULENT CONVERSION	33
5.4	GO EQUIPPED FOR STEALING OR POSSESSION OF HOUSE-BREAKING IMPLEMENTS	26
1.5a	GRIEVOUS BODILY HARM, NEGLIGENT DRIVING CAUSING	3
2.2b	GRIEVOUS BODILY HARM, NEGLIGENTLY CAUSING	7
2.1a	GRIEVOUS BODILY HARM, WOUNDING WITH INTENT TO DO	3
3.9a	GROSS INDECENCY	17
3.9b	GROSS INDECENCY WITH A PERSON UNDER 16	17
5.5	HANDLING STOLEN GOODS OR RECEIVING STOLEN GOODS	27
3.6a	INCEST	14
8.821	IMPERSONATING POLICE	47
3.7a1	INDECENT ASSAULT, AGGRAVATED	16
3.7a	INDECENT ASSAULT	15
2.9a1	INDECENT EXPOSURE	10
4.4	KIDNAPPING	22
1.6c	MAKE DEMAND WITH INTENT TO KILL	3
8.8n	MAKE FALSE STATEMENTS	47

CODE	OFFENCE	PAGE
1.4	MANSLAUGHTER	2
1.3	MANSLAUGHTER AS ALTERNATIVE TO MURDER	1
8.1c1	MANUFACTURE DRUG OF ADDICTION - BARBITURATES AND AMPHETAMINES	39
1.1	MURDER	1
1.2b	MURDER, WOUND WITH INTENT TO	1
2.2b	NEGLIGENTLY CAUSING GRIEVOUS BODILY HARM	4
1.5a	NEGLIGENT DRIVING CAUSING GRIEVOUS BODILY HARM	3
8.1i	OBSTRUCT A RAILWAY ENGINE	47
6.2a	OBTAIN FINANCIAL ADVANTAGE BY DECEPTION	30
6.1a	OBTAINING PROPERTY BY DECEPTION	28
8.5	PERJURY	43
3.12f	PERMITTING PREMISES TO BE USED FOR ACTS OF SEXUAL PENETRATION	18
8.2c1	POSSESS DRUG OF ADDICTION - BARBITURATES & AMPHETAMINES	40
8.2c3	POSSESS DRUG OF ADDICTION - OPIATES AND NARCOTICS	40
8.2c4	POSSESS DRUG OF ADDICTION - CANNABIS	41
8.8g	POSSESS EXPLOSIVES	46
8.8g3	POSSESS EXPLOSIVES IN SUSPICIOUS CIRCUMSTANCES	46
8.81i	POSSESSION OF FIREARM	47
8.2a4	PREPARE DRUG OF ADDICTION - CANNABIS	40
3.12b	PROCURING FEMALE TO HAVE SEXUAL PENETRATION	18
3.12e	PROCURING OF WOMAN FOR PROSTITUTION	18
7.2b	PROPERTY, DESTROY OR DAMAGE	35
8.6a	PUBLIC NUISANCE	45
3.1a	RAPE	10
3.3b1	RAPE, AGGRAVATED ASSAULT WITH INTENT	11
3.1b	RAPE, AGGRAVATED	10
2.5c	RESISTING ARREST	8

CODE	OFFENCE	PAGE
8.6	RIOT, ROUT AND AFFRAY	44
4.2a	ROBBERY	20
4.2c	ROBBERY WITH VIOLENCE	21
6.4a	SECRET COMMISSIONS OR BRIBERY	31
8.8f	SEND LETTERS THREATENING TO MURDER	46
3.5a5	SEXUAL PENETRATION	13
3.5a1	SEXUAL PENETRATION OF A CHILD UNDER 10	12
3.5a2	SEXUAL PENETRATION OF A PERSON 10-16	12
3.5a3	SEXUAL PENETRATION OF A PERSON 16-18	13
8.812	SHORTENING BARREL OF FIREARM	47
8.5	SUBORNATION OF PERJURY	44
5.1a	THEFT	22
6.7a	THEFT BY DECEPTION	33
5.1b1	THEFT IN COURSE OF INDICTABLE OFFENCE	24
5.1d	THEFT OF MOTOR VEHICLE	24
5.1c	THEFT OF A MOTOR VEHICLE WITH INTENT TO COMMIT A FELONY OR FOR USE IN CONNECTION WITH A FELONY	24
1.2f	THREATENING MURDER	1
7.2b1	THREATENING TO DESTROY OR DAMAGE PROPERTY	36
8.1d1	TRAFFIC, SELL AND DEAL DRUG OF ADDICTION - BARBITUATES AND AMPHETAMINES	39
8.1d3	TRAFFIC, SELL AND DEAL IN DRUG OF ADDICTION - OPIATES AND NARCOTICS	39
8.1d4	TRAFFIC, SELL AND DEAL IN DRUG OF ADDICTION - CANNABIS	39
3.3c	TRESPASS WITH INTENT TO RAPE	12
5.6a	TRESPASS WITH INTENT TO STEAL OR BURGLE	28
6.7a	TRUST ACCOUNT DEFICIENCY	33
2.3	UNLAWFUL AND MALICIOUS WOUNDING	5
2.2a	UNLAWFUL AND MALICIOUSLY INFLICT GRIEVOUS BODILY HARM	4

CODE	OFFENCE	PAGE
8.3b4	USE DRUG OF ADDICTION - CANNABIS	40
2.6	USING FIREARM TO RESIST ARREST	8
6.6	UTTERING	32
1.2b	WOUND WITH INTENT TO MURDER	1
2.1a	WOUNDING WITH INTENT TO DO GRIEVOUS BODILY HARM	3

1.1 MURDER

IMPRISONMENT	12 Counts		
MEDIAN	:	Life	
25 % quartile	:	Life	
75 % quartile	:	Life	
Mode	:	Life	
Average	:	Life	
Maximum	:	Life	
Minimum	:	Life	

.....

1.1a ACCESSORY AFTER THE FACT OF MURDER

IMPRISONMENT	2 Counts		
Maximum	:	Life	
Minimum	:	3 Years	

.....

1.2a ATTEMPTED MURDER

YOUTH TRAINING CENTRE	1 Count	:	2 Years
-----------------------	---------	---	---------

.....

1.2b WOUND WITH INTENT TO MURDER

IMPRISONMENT	3 Counts		
MEDIAN	:	7 Years	
Maximum	:	7 Years	
Minimum	:	3 Years	

.....

1.2f THREATENING MURDER

PROBATION	2 Counts		
Maximum	:	3 Years	
Minimum	:	3 Years	

.....

1.3 MANSLAUGHTER (AS ALTERNATIVE TO MURDER)

IMPRISONMENT	10 Counts		
MEDIAN	:	6 Years	
25 % quartile	:	5 Years	6 Months
75 % quartile	:	6 Years	
Mode	:	6 Years	
Average	:	5 Years	10 Months 6 Days
Maximum	:	7 Years	
Minimum	:	5 Years	

FINE 2 Counts
Maximum : \$ 200.00
Minimum : \$ 200.00

1.4 MANSLAUGHTER

IMPRISONMENT 9 Counts
MEDIAN : 5 Years
25 % quartile : 5 Years
75 % quartile : 7 Years
Mode : 5 Years
Average : 5 Years 10 Months 20 Days
Maximum : 9 Years
Minimum : 4 Years

YOUTH TRAINING CENTRE 1 Count : 2 Years 6 Months

BOND 2 Counts
Maximum : 3 Years
Minimum : 2 Years

COMMUNITY SERVICE ORDER 1 Count : 300 Hours

1.4a ACCESSORY AFTER THE FACT OF MANSLAUGHTER

IMPRISONMENT 1 Count : 10 Years

1.5 CULPABLE DRIVING

IMPRISONMENT 14 Counts
MEDIAN : 3 Years
25 % quartile : 2 Years 6 Months
75 % quartile : 3 Years
Mode : 3 Years
Average : 2 Years 10 Months 26 Days
Maximum : 5 Years 8 Months
Minimum : 1 Year

BOND 1 Count : 4 Years

ATTENDANCE CENTRE 3 Counts
MEDIAN : 1 Year
Maximum : 1 Year
Minimum : 1 Year

COMMUNITY SERVICE ORDER 1 Count : 360 Hours

1.5a NEGLIGENT DRIVING CAUSING GRIEVOUS BODILY HARM

IMPRISONMENT 9 Counts
MEDIAN : 2 Years
25 % quartile : 1 Year 6 Months
75 % quartile : 2 Years 6 Months
Mode : 2 Years 6 Months
Average : 1 Year 10 Months 20 Days
Maximum : 3 Years
Minimum : 6 Months

ATTENDANCE CENTRE 1 Count : 1 Year

1.6c MAKE DEMANDS WITH INTENT TO KILL

PROBATION 1 Count : 1 Year

2.1a WOUNDING WITH INTENT TO DO GRIEVOUS BODILY HARM

IMPRISONMENT 12 Counts
MEDIAN : 3 Years 3 Months
25 % quartile : 2 Years 6 Months
75 % quartile : 4 Years
Mode : 4 Years
Average : 3 Years 7 Months 8 Days
Maximum : 8 Years
Minimum : 1 Year

YOUTH TRAINING CENTRE 2 Counts
Maximum : 3 Years
Minimum : 3 Years

BOND 6 Counts
MEDIAN : 2 Years 6 Months
25 % quartile : 2 Years
75 % quartile : 5 Years
Mode : 2 Years
Average : 3 Years 2 Months
Maximum : 5 Years
Minimum : 2 Years

PROBATION 2 Counts
Maximum : 5 Years
Minimum : 2 Years

2.1e CAUSE GRIEVOUS BODILY HARM WITH INTENT TO CAUSE GRIEVOUS BODILY HARM

IMPRISONMENT 8 Counts
MEDIAN : 5 Years 6 Months
25 % quartile : 3 Years
75 % quartile : 10 Years
Mode :
Average : 5 Years 10 Months 26 Days
Maximum : 12 Years
Minimum : 2 Years

YOUTH TRAINING CENTRE 1 Count : 9 Months

BOND 1 Count : 3 Years

FINE 1 Count : \$ 2,000.00

2.2a UNLAWFULLY AND MALICIOUSLY INFLECTING GRIEVOUS BODILY HARM

IMPRISONMENT 10 Counts
MEDIAN : 2 Years 3 Months
25 % quartile : 2 Years
75 % quartile : 3 Years
Mode : 2 Years
Average : 2 Years 7 Months 15 Days
Maximum : 5 Years
Minimum : 1 Year 3 Months

YOUTH TRAINING CENTRE 1 Count : 1 Year 9 Months

BOND 4 Counts
MEDIAN : 3 Years
Average : 2 Years 6 Months
Maximum : 3 Years
Minimum : 1 Year

2.2b NEGLIGENCE CAUSING GRIEVOUS BODILY HARM

IMPRISONMENT 4 Counts
MEDIAN : 6 Months
Average : 6 Months
Maximum : 6 Months
Minimum : 6 Months

BOND	1 Count	: 3 Years
PROBATION	2 Counts	
Maximum		: 3 Years
Minimum		: 3 Years
ATTENDANCE CENTRE	1 Count	: 6 Months

2.3 UNLAWFUL AND MALICIOUS WOUNDING

IMPRISONMENT	13 Counts		
MEDIAN		: 1 Year	9 Months
25 % quartile		: 12 Months	
75 % quartile		: 3 Years	
Mode		: 12 Months	
Average		: 2 Years	6 Months
Maximum		: 8 Years	
Minimum		: 6 Months	
YOUTH TRAINING CENTRE	1 Count	: 3 Years	
BOND	5 Counts		
MEDIAN		: 3 Years	
25 % quartile		: 3 Years	
75 % quartile		: 3 Years	
Mode		: 3 Years	
Average		: 3 Years	4 Months 24 Days
Maximum		: 5 Years	
Minimum		: 3 Years	
PROBATION	1 Count	: 4 Years	
ATTENDANCE CENTRE	2 Counts		
Maximum		: 1 Year	
Minimum		: 9 Months	

2.4 ASSAULT OCCASIONING ACTUAL BODILY HARM

IMPRISONMENT	32 Counts		
MEDIAN		: 1 Year	
25 % quartile		: 6 Months	
75 % quartile		: 2 Years	
Mode		: 1 Year	
Average		: 1 Year	3 Months 27 Days
Maximum		: 4 Years	6 Months
Minimum		: 1 Month	

YOUTH TRAINING CENTRE	3 Counts			
MEDIAN	:	2 Years		
Maximum	:	2 Years		
Minimum	:	9 Months		
BOND	12 Counts			
MEDIAN	:	3 Years		
25 % quartile	:	2 Years		
75 % quartile	:	3 Years		
Mode	:	3 Years		
Average	:	2 Years	8 Months	8 Days
Maximum	:	5 Years		
Minimum	:	3 Months		
FINE	4 Counts			
MEDIAN	:	\$	275.00	
Average	:	\$	325.00	
Maximum	:	\$	600.00	
Minimum	:	\$	150.00	
ATTENDANCE CENTRE	6 Counts			
MEDIAN	:	9 Months		
25 % quartile	:	6 Months		
75 % quartile	:	1 Year		
Mode	:	9 Months		
Average	:	8 Months	20 Days	
Maximum	:	1 Year		
Minimum	:	4 Months		
COMMUNITY SERVICE ORDER	3 Counts			
MEDIAN	:	360 Hours		
Maximum	:	360 Hours		
Minimum	:	40 Hours		

2.4a ASSAULT

IMPRISONMENT	30 Counts			
MEDIAN	:	6 Months		
25 % quartile	:	3 Months		
75 % quartile	:	6 Months		
Mode	:	6 Months		
Average	:	6 Months		
Maximum	:	1 Year	9 Months	
Minimum	:	1 Month		

BOND 12 Counts
MEDIAN : 2 Years 6 Months
25 % quartile : 2 Years
75 % quartile : 3 Years
Mode : 3 Years
Average : 2 Years 4 Months
Maximum : 3 Years
Minimum : 1 Year

FINE 4 Counts
MEDIAN : \$ 325.00
Average : \$ 337.50
Maximum : \$ 500.00
Minimum : \$ 200.00

ATTENDANCE CENTRE 1 Count : 1 Year

~~~~~  
2.5a ASSAULT WITH INTENT TO RESIST ARREST OR COMMIT A FELONY

IMPRISONMENT 1 Count : 6 Months

BOND 1 Count : 5 Years

~~~~~  
2.5a1 ASSAULT WITH INTENT TO PREVENT LAWFUL DETENTION OF ANOTHER

IMPRISONMENT 1 Count : 1 Year

~~~~~  
2.5b ASSAULT POLICE

IMPRISONMENT 10 Counts  
MEDIAN : 4 Months  
25 % quartile : 4 Months  
75 % quartile : 1 Year  
Mode : 4 Months  
Average : 6 Months 9 Days  
Maximum : 1 Year  
Minimum : 2 Months

BOND 1 Count : 4 Years

FINE 3 Counts  
MEDIAN : \$ 200.00  
Maximum : \$ 1,000.00  
Minimum : \$ 100.00

---

2.5b1 ASSAULT POLICE OFFICER IN DUE EXECUTION OF DUTY

IMPRISONMENT 5 Counts  
MEDIAN : 9 Months  
25 % quartile : 3 Months  
75 % quartile : 9 Months  
Mode : 9 Months  
Average : 6 Months 18 Days  
Maximum : 9 Months  
Minimum : 3 Months

PROBATION 1 Count : 2 Years

---

2.5c RESISTING ARREST

IMPRISONMENT 2 Counts  
Maximum : 1 Year 6 Months  
Minimum : 6 Months

FINE 1 Count : \$ 200.00

ATTENDANCE CENTRE 1 Count : 9 Months

---

2.6 USING FIREARM TO RESIST ARREST

IMPRISONMENT 11 Counts  
MEDIAN : 2 Years  
25 % quartile : 1 Year  
75 % quartile : 3 Years  
Mode : 2 Years  
Average : 2 Years 5 Months 14 Days  
Maximum : 5 Years  
Minimum : 12 Months

---

2.6a ATTEMPT TO USE FIREARM TO RESIST ARREST

PROBATION 2 Counts  
Maximum : 3 Years  
Minimum : 3 Years

2.7 COMMON ASSAULT OR UNLAWFUL ASSAULT

|                       |           |          |          |
|-----------------------|-----------|----------|----------|
| IMPRISONMENT          | 27 Counts |          |          |
| MEDIAN                | :         | 6 Months |          |
| 25 % quartile         | :         | 4 Months |          |
| 75 % quartile         | :         | 9 Months |          |
| Mode                  | :         | 9 Months |          |
| Average               | :         | 8 Months | 10 Days  |
| Maximum               | :         | 2 Years  |          |
| Minimum               | :         | 14 Days  |          |
| YOUTH TRAINING CENTRE | 3 Counts  |          |          |
| MEDIAN                | :         | 1 Year   | 9 Months |
| Maximum               | :         | 2 Years  | 6 Months |
| Minimum               | :         | 1 Year   | 9 Months |
| BOND                  | 8 Counts  |          |          |
| MEDIAN                | :         | 3 Years  |          |
| 25 % quartile         | :         | 2 Years  |          |
| 75 % quartile         | :         | 3 Years  |          |
| Mode                  | :         | 3 Years  |          |
| Average               | :         | 2 Years  | 5 Months |
| Maximum               | :         | 4 Years  |          |
| Minimum               | :         | 4 Months |          |
| PROBATION             | 3 Counts  |          |          |
| MEDIAN                | :         | 3 Years  |          |
| Maximum               | :         | 4 Years  |          |
| Minimum               | :         | 2 Years  |          |
| FINE                  | 2 Counts  |          |          |
| Maximum               | :         | \$       | 300.00   |
| Minimum               | :         | \$       | 250.00   |
| ATTENDANCE CENTRE     | 2 Counts  |          |          |
| Maximum               | :         | 1 Year   |          |
| Minimum               | :         | 4 Months |          |

~~~~~  
2.7a AID AND ABET COMMON ASSAULT

PROBATION 1 Count : 2 Years
~~~~~

2.8a CHILD STEALING

IMPRISONMENT 1 Count : 1 Year

BOND 1 Count : 5 Years  
FINE 2 Counts  
Maximum : \$ 1,000.00  
Minimum : \$ 1,000.00

---

2.9a1 INDECENT EXPOSURE

BOND 3 Counts  
MEDIAN : 2 Years  
Maximum : 2 Years  
Minimum : 12 Months  
PROBATION 1 Count : 2 Years

---

3.1a RAPE

IMPRISONMENT 47 Counts  
MEDIAN : 4 Years  
25 % quartile : 3 Years 6 Months  
75 % quartile : 6 Years  
Mode : 4 Years  
Average : 4 Years 6 Months 6 Days  
Maximum : 8 Years  
Minimum : 6 Months  
YOUTH TRAINING CENTRE 1 Count : 3 Years  
BOND 1 Count : 3 Years  
PROBATION 4 Counts  
MEDIAN : 3 Years  
Average : 3 Years  
Maximum : 3 Years  
Minimum : 3 Years  
FINE 1 Count : \$ 400.00

---

3.1b AGGRAVATED RAPE

IMPRISONMENT 36 Counts  
MEDIAN : 6 Years 6 Months  
25 % quartile : 5 Years  
75 % quartile : 9 Years  
Mode : 12 Years  
Average : 6 Years 9 Months  
Maximum : 12 Years  
Minimum : 1 Year



YOUTH TRAINING CENTRE 1 Count : 3 Years

---

3.3a ATTEMPTED RAPE

IMPRISONMENT 9 Counts  
MEDIAN : 3 Years  
25 % quartile : 2 Years  
75 % quartile : 3 Years  
Mode : 3 Years  
Average : 2 Years 9 Months 10 Days  
Maximum : 4 Years  
Minimum : 2 Years

PROBATION 1 Count : 3 Years

---

3.3a1 ATTEMPTED AGGRAVATED RAPE

IMPRISONMENT 6 Counts  
MEDIAN : 5 Years  
25 % quartile : 5 Years  
75 % quartile : 5 Years  
Mode : 5 Years  
Average : 5 Years 8 Months  
Maximum : 10 Years  
Minimum : 4 Years

---

3.3b ASSAULT WITH INTENT TO RAPE

IMPRISONMENT 1 Count : 5 Years  
BOND 1 Count : 3 Years  
FINE 1 Count : \$ 4,000.00

---

3.3b1 AGGRAVATED ASSAULT WITH INTENT TO RAPE

IMPRISONMENT 2 Counts  
Maximum : 2 Years  
Minimum : 1 Year 3 Months

3.3c TRESPASS WITH INTENT TO RAPE

PROBATION 1 Count : 4 Years

-----

3.5a1 SEXUAL PENETRATION OF A CHILD UNDER 10

IMPRISONMENT 6 Counts  
MEDIAN : 5 Years  
25 % quartile : 5 Years  
75 % quartile : 7 Years  
Mode : 5 Years  
Average : 5 Years  
Maximum : 7 Years  
Minimum : 1 Year

YOUTH TRAINING CENTRE 1 Count : 1 Year 3 Months

BOND 2 Counts  
Maximum : 3 Years  
Minimum : 3 Years

PROBATION 8 Counts  
MEDIAN : 3 Years  
25 % quartile : 3 Years  
75 % quartile : 5 Years  
Mode : 3 Years  
Average : 3 Years 9 Months  
Maximum : 5 Years  
Minimum : 3 Years

-----

3.5a2 SEXUAL PENETRATION OF A PERSON 10 - 16

IMPRISONMENT 24 Counts  
MEDIAN : 2 Years 6 Months  
25 % quartile : 1 Year 6 Months  
75 % quartile : 3 Years  
Mode : 3 Years  
Average : 2 Years 4 Months 23 Days  
Maximum : 5 Years  
Minimum : 1 Year

BOND 21 Counts  
MEDIAN : 5 Years  
25 % quartile : 2 Years  
75 % quartile : 5 Years  
Mode : 5 Years  
Average : 4 Years 1 Month 4 Days  
Maximum : 5 Years  
Minimum : 2 Years

FINE 6 Counts  
MEDIAN : \$ 1,000.00  
25 % quartile : \$ 500.00  
75 % quartile : \$ 5,000.00  
Mode : \$ 500.00  
Average : \$ 2,166.67  
Maximum : \$ 5,000.00  
Minimum : \$ 500.00

ATTENDANCE CENTRE 2 Counts  
Maximum : 1 Year  
Minimum : 6 Months

~~~~~  
3.5a3 SEXUAL PENETRATION OF A PERSON 16 - 18

IMPRISONMENT 2 Counts
Maximum : 3 Years
Minimum : 3 Years

~~~~~  
3.5a5 SEXUAL PENETRATION

IMPRISONMENT 15 Counts  
MEDIAN : 3 Years  
25 % quartile : 1 Year  
75 % quartile : 3 Years  
Mode : 3 Years  
Average : 2 Years 3 Months 6 Days  
Maximum : 3 Years  
Minimum : 1 Year

BOND 1 Count : 3 Years

PROBATION 2 Counts  
Maximum : 1 Year  
Minimum : 1 Year

~~~~~  
3.5b1 ATTEMPTED SEXUAL PENETRATION OF A CHILD UNDER 10

BOND 1 Count : 3 Years

PROBATION 3 Counts
MEDIAN : 5 Years
Maximum : 5 Years
Minimum : 5 Years

3.5b2 ATTEMPTED SEXUAL PENETRATION OF A PERSON 10 - 16

IMPRISONMENT 1 Count : 2 Years
BOND 1 Count : 3 Years

3.5b4 ATTEMPTED SEXUAL PENETRATION

IMPRISONMENT 2 Counts
Maximum : 1 Year
Minimum : 6 Months
PROBATION 2 Counts
Maximum : 3 Years
Minimum : 1 Year

3.5c1 ASSAULT WITH INTENT TO COMMIT SEXUAL PENETRATION OF A CHILD
UNDER 10

PROBATION 2 Counts
Maximum : 5 Years
Minimum : 5 Years

3.6a INCEST

IMPRISONMENT 32 Counts
MEDIAN : 2 Years 3 Months
25 % quartile : 2 Years
75 % quartile : 5 Years
Mode : 2 Years
Average : 3 Years 2 Months 8 Days
Maximum : 6 Years
Minimum : 1 Year

BOND 8 Counts
 MEDIAN : 4 Years
 25 % quartile : 3 Years
 75 % quartile : 5 Years
 Mode : 3 Years
 Average : 4 Years
 Maximum : 5 Years
 Minimum : 3 Years

PROBATION 7 Counts
 MEDIAN : 3 Years
 25 % quartile : 3 Years
 75 % quartile : 5 Years
 Mode : 3 Years
 Average : 3 Years 6 Months 26 Days
 Maximum : 5 Years
 Minimum : 3 Years

3.6b ATTEMPTED INCEST

IMPRISONMENT 1 Count : 1 Year

3.7a INDECENT ASSAULT

IMPRISONMENT 84 Counts
 MEDIAN : 1 Year
 25 % quartile : 9 Months
 75 % quartile : 1 Year 6 Months
 Mode : 1 Year
 Average : 1 Year 1 Month 19 Days
 Maximum : 3 Years
 Minimum : 3 Months

YOUTH TRAINING CENTRE 5 Counts
 MEDIAN : 1 Year 3 Months
 25 % quartile : 1 Year 3 Months
 75 % quartile : 1 Year 3 Months
 Mode : 1 Year 3 Months
 Average : 1 Year 3 Months 12 Days
 Maximum : 1 Year 5 Months
 Minimum : 1 Year 3 Months

BOND 13 Counts
MEDIAN : 3 Years
25 % quartile : 2 Years
75 % quartile : 3 Years
Mode : 3 Years
Average : 2 Years 10 Months 5 Days
Maximum : 5 Years
Minimum : 2 Years

PROBATION 11 Counts
MEDIAN : 3 Years
25 % quartile : 3 Years
75 % quartile : 4 Years
Mode : 3 Years
Average : 3 Years 4 Months 11 Days
Maximum : 5 Years
Minimum : 1 Year

FINE 11 Counts
MEDIAN : \$ 100.00
25 % quartile : \$ 100.00
75 % quartile : \$ 400.00
Mode : \$ 100.00
Average : \$ 281.82
Maximum : \$ 1,000.00
Minimum : \$ 100.00

COMMUNITY SERVICE ORDER 1 Count : 360 Hours

~~~~~  
3.7a1 AGGRAVATED INDECENT ASSAULT

IMPRISONMENT 9 Counts  
MEDIAN : 2 Years  
25 % quartile : 1 Year 6 Months  
75 % quartile : 3 Years  
Mode : 2 Years  
Average : 2 Years 10 Months  
Maximum : 7 Years  
Minimum : 1 Year

YOUTH TRAINING CENTRE 1 Count : 3 Years

~~~~~  
3.7a2 ATTEMPTED INDECENT ASSAULT

IMPRISONMENT 2 Counts
Maximum : 1 Year
Minimum : 1 Year

3.9a GROSS INDECENCY

IMPRISONMENT	9 Counts	
MEDIAN	:	9 Months
25 % quartile	:	6 Months
75 % quartile	:	1 Year
Mode	:	6 Months
Average	:	9 Months 20 Days
Maximum	:	2 Years
Minimum	:	3 Months
BOND	11 Counts	
MEDIAN	:	4 Years
25 % quartile	:	4 Years
75 % quartile	:	4 Years
Mode	:	4 Years
Average	:	3 Years 7 Months 19 Days
Maximum	:	4 Years
Minimum	:	2 Years
PROBATION	1 Count :	4 Years
FINE	1 Count :	\$ 500.00

3.9b GROSS INDECENCY WITH PERSON UNDER 16

IMPRISONMENT	8 Counts	
MEDIAN	:	6 Months
25 % quartile	:	6 Months
75 % quartile	:	6 Months
Mode	:	6 Months
Average	:	6 Months
Maximum	:	6 Months
Minimum	:	6 Months
YOUTH TRAINING CENTRE	1 Count :	1 Year 3 Months

3.10a BUGGERY

PROBATION	4 Counts	
MEDIAN	:	3 Years
Average	:	3 Years
Maximum	:	3 Years
Minimum	:	3 Years

3.11a ABDUCTION

IMPRISONMENT 2 Counts
Maximum : 1 Year 6 Months
Minimum : 1 Year 6 Months

~~~~~

3.12b PROCURING FEMALE TO HAVE SEXUAL PENETRATION

BOND 1 Count : 5 Years

~~~~~

3.12b1 ATTEMPTED PROCURING FEMALE TO HAVE SEXUAL PENETRATION

IMPRISONMENT 1 Count : 6 Months

~~~~~

3.12b3 ATTEMPT PROCURING ACT OF SEXUAL PENETRATION WITH PERSON UNDER 16

IMPRISONMENT 1 Count : 6 Months

~~~~~

3.12e PROCURING OF WOMAN FOR PROSTITUTION

FINE 1 Count : \$ 2,000.00

~~~~~

3.12e1 ATTEMPTED PROCURING OF WOMAN FOR PROSTITUTION

IMPRISONMENT 1 Count : 2 Years

~~~~~

3.12f PERMITTING PREMISES TO BE USED FOR ACTS OF SEXUAL PENETRATION

BOND 1 Count : 5 Years

~~~~~

4.1a ARMED ROBBERY

IMPRISONMENT 174 Counts  
MEDIAN : 5 Years  
25 % quartile : 4 Years  
75 % quartile : 7 Years  
Mode : 4 Years  
Average : 5 Years 5 Days  
Maximum : 12 Years  
Minimum : 1 Month



|                       |          |             |                  |
|-----------------------|----------|-------------|------------------|
| YOUTH TRAINING CENTRE | 4 Counts |             |                  |
| MEDIAN                | :        | 1 Year      | 9 Months         |
| Average               | :        | 1 Year      | 9 Months         |
| Maximum               | :        | 2 Years     | 6 Months         |
| Minimum               | :        | 1 Year      |                  |
| BOND                  | 9 Counts |             |                  |
| MEDIAN                | :        | 4 Years     |                  |
| 25 % quartile         | :        | 2 Years     |                  |
| 75 % quartile         | :        | 4 Years     |                  |
| Mode                  | :        | 4 Years     |                  |
| Average               | :        | 3 Years     |                  |
| Maximum               | :        | 4 Years     |                  |
| Minimum               | :        | 1 Year      |                  |
| PROBATION             | 9 Counts |             |                  |
| MEDIAN                | :        | 3 Years     |                  |
| 25 % quartile         | :        | 3 Years     |                  |
| 75 % quartile         | :        | 4 Years     |                  |
| Mode                  | :        | 3 Years     |                  |
| Average               | :        | 3 Years     | 2 Months 20 Days |
| Maximum               | :        | 4 Years     |                  |
| Minimum               | :        | 2 Years     |                  |
| FINE                  | 3 Counts |             |                  |
| MEDIAN                | :        | \$ 2,000.00 |                  |
| Maximum               | :        | \$ 2,000.00 |                  |
| Minimum               | :        | \$ 2,000.00 |                  |
| ATTENDANCE CENTRE     | 6 Counts |             |                  |
| MEDIAN                | :        | 1 Year      |                  |
| 25 % quartile         | :        | 1 Year      |                  |
| 75 % quartile         | :        | 1 Year      |                  |
| Mode                  | :        | 1 Year      |                  |
| Average               | :        | 1 Year      |                  |
| Maximum               | :        | 1 Year      |                  |
| Minimum               | :        | 1 Year      |                  |

~~~~~  
4.1b ATTEMPTED ARMED ROBBERY

IMPRISONMENT	10 Counts		
MEDIAN	:	2 Years	6 Months
25 % quartile	:	2 Years	
75 % quartile	:	4 Years	
Mode	:	2 Years	
Average	:	2 Years	9 Months
Maximum	:	5 Years	
Minimum	:	6 Months	

YOUTH TRAINING CENTRE	1 Count	: 2 Years
BOND	3 Counts	
MEDIAN		: 4 Years
Maximum		: 4 Years
Minimum		: 2 Years
PROBATION	4 Counts	
MEDIAN		: 3 Years
Average		: 3 Years
Maximum		: 4 Years
Minimum		: 2 Years

4.1d CONSPIRACY TO COMMIT ARMED ROBBERY

IMPRISONMENT	3 Counts		
MEDIAN		: 3 Years	6 Months
Maximum		: 6 Years	
Minimum		: 3 Years	6 Months
BOND	1 Count	: 3 Years	

4.2a ROBBERY

IMPRISONMENT	35 Counts		
MEDIAN		: 2 Years	
25 % quartile		: 1 Year	
75 % quartile		: 3 Years	
Mode		: 3 Years	
Average		: 2 Years	3 Months 22 Days
Maximum		: 7 Years	
Minimum		: 1 Month	
YOUTH TRAINING CENTRE	2 Counts		
Maximum		: 2 Years	
Minimum		: 2 Years	
BOND	12 Counts		
MEDIAN		: 3 Years	
25 % quartile		: 3 Years	
75 % quartile		: 3 Years	
Mode		: 3 Years	
Average		: 3 Years	
Maximum		: 5 Years	
Minimum		: 2 Years	

PROBATION 5 Counts
 MEDIAN : 2 Years
 25 % quartile : 2 Years
 75 % quartile : 2 Years
 Mode : 2 Years
 Average : 2 Years 2 Months 12 Days
 Maximum : 3 Years
 Minimum : 2 Years

FINE 1 Count : \$ 500.00

ATTENDANCE CENTRE 5 Counts
 MEDIAN : 1 Year
 25 % quartile : 1 Year
 75 % quartile : 1 Year
 Mode : 1 Year
 Average : 11 Months 12 Days
 Maximum : 1 Year
 Minimum : 9 Months

4.2b ATTEMPTED ROBBERY

IMPRISONMENT 2 Counts
 Maximum : 1 Year 6 Months
 Minimum : 1 Year 6 Months

BOND 3 Counts
 MEDIAN : 3 Years
 Maximum : 3 Years
 Minimum : 2 Years

FINE 1 Count : \$ 500.00

4.2c ROBBERY WITH VIOLENCE

IMPRISONMENT 1 Count : 1 Year 6 Months

4.3 ASSAULT WITH INTENT TO ROB

IMPRISONMENT 4 Counts
 MEDIAN : 1 Year 6 Months
 Average : 1 Year 9 Months
 Maximum : 3 Years
 Minimum : 1 Year

BOND 2 Counts
Maximum : 2 Years
Minimum : 2 Years

PROBATION 2 Counts
Maximum : 3 Years
Minimum : 2 Years

4.4 KIDNAPPING

IMPRISONMENT 15 Counts
MEDIAN : 2 Years
25 % quartile : 1 Year
75 % quartile : 8 Years
Mode : 1 Year
Average : 3 Years 7 Months 6 Days
Maximum : 8 Years
Minimum : 1 Year

BOND 3 Counts
MEDIAN : 3 Years
Maximum : 3 Years
Minimum : 3 Years

4.5 BLACKMAIL

PROBATION 2 Counts
Maximum : 3 Years
Minimum : 3 Years

5.1a THEFT

IMPRISONMENT 471 Counts
MEDIAN : 12 Months
25 % quartile : 6 Months
75 % quartile : 2 Years
Mode : 6 Months
Average : 1 Year 6 Months 11 Days
Maximum : 6 Years
Minimum : 7 Days

YOUTH TRAINING CENTRE	2 Counts	
Maximum	:	3 Years
Minimum	:	2 Years 6 Months
BOND	68 Counts	
MEDIAN	:	3 Years
25 % quartile	:	2 Years
75 % quartile	:	3 Years
Mode	:	3 Years
Average	:	2 Years 9 Months 25 Days
Maximum	:	5 Years
Minimum	:	12 Months
PROBATION	19 Counts	
MEDIAN	:	3 Years
25 % quartile	:	2 Years
75 % quartile	:	3 Years
Mode	:	3 Years
Average	:	2 Years 6 Months 19 Days
Maximum	:	3 Years
Minimum	:	2 Years
FINE	25 Counts	
MEDIAN	:	\$ 500.00
25 % quartile	:	\$ 250.00
75 % quartile	:	\$ 1,000.00
Mode	:	\$ 1,000.00
Average	:	\$ 1,240.00
Maximum	:	\$ 500.00
Minimum	:	\$ 50.00
ATTENDANCE CENTRE	24 Counts	
MEDIAN	:	11 Months
25 % quartile	:	9 Months
75 % quartile	:	11 Months
Mode	:	11 Months
Average	:	9 Months 28 Days
Maximum	:	1 Year
Minimum	:	4 Months
COMMUNITY SERVICE ORDER	3 Counts	
MEDIAN	:	100 Hours
Maximum	:	150 Hours
Minimum	:	100 Hours

5.1b ATTEMPTED THEFT

IMPRISONMENT	9 Counts	
MEDIAN	:	3 Months
25 % quartile	:	3 Months
75 % quartile	:	4 Months
Mode	:	3 Months
Average	:	3 Months 13 Days
Maximum	:	6 Months
Minimum	:	1 Month

BOND	2 Counts	
Maximum	:	2 Years
Minimum	:	2 Years
FINE	1 Count	: \$ 200.00
PSYCHIATRIC TREATMENT	1 Count	:

5.1b1 THEFT IN COURSE OF INDICTABLE OFFENCE

IMPRISONMENT	2 Counts	
Maximum	:	2 Years
Minimum	:	1 Year

5.1c THEFT OF MOTOR VEHICLE W.I. TO COMMIT FELONY OR FOR USE IN
CONNECTN.OF A FELONY

IMPRISONMENT	1 Count	: 1 Year
FINE	2 Counts	
Maximum	:	\$ 1,000.00
Minimum	:	\$ 1,000.00

5.1d THEFT OF MOTOR VEHICLE

IMPRISONMENT	7 Counts	
MEDIAN	:	9 Months
25 % quartile	:	9 Months
75 % quartile	:	1 Year
Mode	:	9 Months
Average	:	9 Months 26 Days
Maximum	:	1 Year
Minimum	:	9 Months
YOUTH TRAINING CENTRE	1 Count	: 4 Months

5.2a BURGLARY

IMPRISONMENT	323 Counts	
MEDIAN	:	1 Year
25 % quartile	:	9 Months
75 % quartile	:	1 Year 6 Months
Mode	:	1 Year
Average	:	1 Year 2 Months 23 Days
Maximum	:	5 Years 2 Months
Minimum	:	3 Months

YOUTH TRAINING CENTRE	6 Counts		
MEDIAN	:	2 Years	9 Months
25 % quartile	:	2 Years	
75 % quartile	:	3 Years	
Mode	:	3 Years	
Average	:	2 Years	7 Months
Maximum	:	3 Years	
Minimum	:	2 Years	
BOND	36 Counts		
MEDIAN	:	3 Years	
25 % quartile	:	2 Years	
75 % quartile	:	5 Years	
Mode	:	5 Years	
Average	:	3 Years	2 Months
Maximum	:	5 Years	
Minimum	:	1 Year	
PROBATION	17 Counts		
MEDIAN	:	3 Years	
25 % quartile	:	2 Years	
75 % quartile	:	3 Years	
Mode	:	3 Years	
Average	:	2 Years	8 Months 14 Days
Maximum	:	3 Years	
Minimum	:	2 Years	
FINE	10 Counts		
MEDIAN	:	\$ 50.00	
25 % quartile	:	\$ 50.00	
75 % quartile	:	\$ 1,000.00	
Mode	:	\$ 50.00	
Average	:	\$ 860.00	
Maximum	:	\$ 5,100.00	
Minimum	:	\$ 50.00	
ATTENDANCE CENTRE	5 Counts		
MEDIAN	:	11 Months	
25 % quartile	:	9 Months	
75 % quartile	:	1 Year	
Mode	:	1 Year	
Average	:	10 Months	12 Days
Maximum	:	1 Year	
Minimum	:	8 Months	
COMMUNITY SERVICE ORDER	1 Count	:	240 Hours

5.2b ATTEMPTED BURGLARY

IMPRISONMENT 12 Counts
MEDIAN : 1 Year
25 % quartile : 9 Months
75 % quartile : 1 Year
Mode : 1 Year
Average : 10 Months 28 Days
Maximum : 1 Year 6 Months
Minimum : 2 Months

BOND 1 Count : 2 Years

PROBATION 1 Count : 3 Years

FINE 2 Counts
Maximum : \$ 1,000.00
Minimum : \$ 1,000.00

5.3 AGGRAVATED BURGLARY

IMPRISONMENT 15 Counts
MEDIAN : 4 Years
25 % quartile : 1 Year 3 Months
75 % quartile : 7 Years
Mode : 7 Years
Average : 4 Years 1 Month
Maximum : 7 Years
Minimum : 12 Months

YOUTH TRAINING CENTRE 1 Count : 3 Years

BOND 3 Counts
MEDIAN : 2 Years
Maximum : 5 Years
Minimum : 1 Year

5.3a ATTEMPTED AGGRAVATED BURGLARY

IMPRISONMENT 1 Count : 7 Years

5.4 GO EQUIPPED FOR STEALING OR POSSESSION OF HOUSE-BREAKING
IMPLEMENTS

IMPRISONMENT 9 Counts
MEDIAN : 1 Year
25 % quartile : 6 Months
75 % quartile : 2 Years
Mode : 6 Months
Average : 1 Year 4 Months 20 Days
Maximum : 3 Years
Minimum : 3 Months

BOND	4 Counts	
MEDIAN	:	3 Years
Average	:	3 Years
Maximum	:	4 Years
Minimum	:	2 Years
 FINE	 2 Counts	
Maximum	:	\$ 1,000.00
Minimum	:	\$ 1,000.00
 ATTENDANCE CENTRE	 3 Counts	
MEDIAN	:	5 Months
Maximum	:	6 Months
Minimum	:	3 Months

5.5 HANDLING STOLEN GOODS OR RECEIVING STOLEN GOODS

IMPRISONMENT	67 Counts	
MEDIAN	:	6 Months
25 % quartile	:	6 Months
75 % quartile	:	2 Years
Mode	:	6 Months
Average	:	1 Year 6 Months 21 Days
Maximum	:	8 Years
Minimum	:	1 Month
 YOUTH TRAINING CENTRE	 2 Counts	
Maximum	:	2 Years
Minimum	:	2 Years
 BOND	 14 Counts	
MEDIAN	:	3 Years
25 % quartile	:	2 Years
75 % quartile	:	3 Years
Mode	:	3 Years
Average	:	2 Years 8 Months 4 Days
Maximum	:	4 Years
Minimum	:	6 Months
 PROBATION	 9 Counts	
MEDIAN	:	2 Years
25 % quartile	:	2 Years
75 % quartile	:	3 Years
Mode	:	2 Years
Average	:	2 Years 5 Months 10 Days
Maximum	:	3 Years
Minimum	:	2 Years

FINE 9 Counts
MEDIAN : \$ 200.00
25 % quartile : \$ 50.00
75 % quartile : \$ 200.00
Mode : \$ 200.00
Average : \$ 238.89
Maximum : \$ 1,000.00
Minimum : \$ 50.00

ATTENDANCE CENTRE 2 Counts
Maximum : 1 Year
Minimum : 6 Months

~~~~~  
5.5a CONSPIRE TO HANDLE OR RECEIVE STOLEN GOODS

BOND 3 Counts  
MEDIAN : 3 Years  
Maximum : 4 Years  
Minimum : 3 Months

FINE 1 Count : \$ 2,000.00

ATTENDANCE CENTRE 1 Count : 6 Months

~~~~~  
5.6a TRESPASS WITH INTENT TO STEAL OR BURGLE

IMPRISONMENT 1 Count : 3 Months

~~~~~  
5.6d FORCEFUL ENTRY

IMPRISONMENT 1 Count : 9 Months

~~~~~  
6.1a OBTAINING PROPERTY BY DECEPTION

IMPRISONMENT 214 Counts
MEDIAN : 6 Months
25 % quartile : 3 Months
75 % quartile : 2 Years
Mode : 2 Years
Average : 1 Year 1 Month 4 Days
Maximum : 5 Years
Minimum : 14 Days

BOND 25 Counts
 MEDIAN : 3 Years
 25 % quartile : 3 Years
 75 % quartile : 3 Years
 Mode : 3 Years
 Average : 3 Years 14 Days
 Maximum : 4 Years
 Minimum : 2 Years

PROBATION 11 Counts
 MEDIAN : 3 Years
 25 % quartile : 2 Years
 75 % quartile : 3 Years
 Mode : 3 Years
 Average : 2 Years 7 Months 19 Days
 Maximum : 3 Years
 Minimum : 2 Years

FINE 19 Counts
 MEDIAN : \$ 1,250.00
 25 % quartile : \$ 500.00
 75 % quartile : \$ 1,250.00
 Mode : \$ 1,250.00
 Average : \$ 1,771.05
 Maximum : \$ 15,000.00
 Minimum : \$ 150.00

ATTENDANCE CENTRE 2 Counts
 Maximum : 1 Year
 Minimum : 3 Months

COMMUNITY SERVICE ORDER 2 Counts
 Maximum : 180 Hours
 Minimum : 150 Hours

6.1b ATTEMPT TO OBTAIN PROPERTY BY DECEPTION

IMPRISONMENT 13 Counts
 MEDIAN : 2 Years
 25 % quartile : 1 Year
 75 % quartile : 2 Years
 Mode : 1 Year
 Average : 1 Year 10 Months 23 Days
 Maximum : 4 Years
 Minimum : 2 Months

BOND 10 Counts
MEDIAN : 3 Years
25 % quartile : 2 Years 6 Months
75 % quartile : 3 Years
Mode : 3 Years
Average : 2 Years 9 Months 18 Days
Maximum : 5 Years
Minimum : 1 Year

PROBATION 1 Count : 3 Years

FINE 4 Counts
MEDIAN : \$ 825.00
Average : \$ 825.00
Maximum : \$ 1,250.00
Minimum : \$ 400.00

ATTENDANCE CENTRE 1 Count : 1 Year

~~~~~  
6.1c DECEPTION

IMPRISONMENT 25 Counts  
MEDIAN : 6 Months  
25 % quartile : 3 Months  
75 % quartile : 1 Year  
Mode : 1 Year  
Average : 7 Months 13 Days  
Maximum : 1 Year  
Minimum : 3 Months

COMMUNITY SERVICE ORDER 2 Counts  
Maximum : 104 Hours  
Minimum : 104 Hours

~~~~~  
6.1c1 ATTEMPTED DECEPTION

IMPRISONMENT 1 Count : 2 Months

~~~~~  
6.2a OBTAINING FINANCIAL ADVANTAGE BY DECEPTION

IMPRISONMENT 36 Counts  
MEDIAN : 1 Year  
25 % quartile : 3 Months  
75 % quartile : 1 Year  
Mode : 1 Year  
Average : 8 Months 29 Days  
Maximum : 2 Years  
Minimum : 7 Days

|               |          |                  |
|---------------|----------|------------------|
| BOND          | 6 Counts |                  |
| MEDIAN        | :        | 3 Years          |
| 25 % quartile | :        | 2 Years          |
| 75 % quartile | :        | 5 Years          |
| Mode          | :        | 2 Years          |
| Average       | :        | 3 Years 8 Months |
| Maximum       | :        | 7 Years          |
| Minimum       | :        | 2 Years          |

|         |          |           |
|---------|----------|-----------|
| FINE    | 2 Counts |           |
| Maximum | :        | \$ 400.00 |
| Minimum | :        | \$ 400.00 |

-----  
6.2b ATTEMPT TO OBTAIN FINANCIAL ADVANTAGE BY DECEPTION

|              |          |        |
|--------------|----------|--------|
| IMPRISONMENT | 3 Counts |        |
| MEDIAN       | :        | 1 Year |
| Maximum      | :        | 1 Year |
| Minimum      | :        | 1 Year |

|         |          |             |
|---------|----------|-------------|
| FINE    | 2 Counts |             |
| Maximum | :        | \$ 5,000.00 |
| Minimum | :        | \$ 1,000.00 |

-----  
6.3 FALSE ACCOUNTING

|               |           |                         |
|---------------|-----------|-------------------------|
| BOND          | 21 Counts |                         |
| MEDIAN        | :         | 3 Years                 |
| 25 % quartile | :         | 3 Years                 |
| 75 % quartile | :         | 3 Years                 |
| Mode          | :         | 3 Years                 |
| Average       | :         | 3 Years 2 Months 9 Days |
| Maximum       | :         | 5 Years                 |
| Minimum       | :         | 3 Years                 |

|         |          |             |
|---------|----------|-------------|
| FINE    | 3 Counts |             |
| MEDIAN  | :        | \$ 1,000.00 |
| Maximum | :        | \$ 1,000.00 |
| Minimum | :        | \$ 1,000.00 |

-----  
6.4a SECRET COMMISSIONS OR BRIBERY

|                   |          |          |
|-------------------|----------|----------|
| ATTENDANCE CENTRE | 2 Counts |          |
| Maximum           | :        | 6 Months |
| Minimum           | :        | 6 Months |

6.4b ATTEMPTED BRIBERY

IMPRISONMENT 2 Counts  
Maximum : 2 Years  
Minimum : 2 Years

---

6.5 FORGERY

IMPRISONMENT 45 Counts  
MEDIAN : 6 Months  
25 % quartile : 6 Months  
75 % quartile : 6 Months  
Mode : 6 Months  
Average : 9 Months 26 Days  
Maximum : 4 Years  
Minimum : 7 Days

BOND 13 Counts  
MEDIAN : 3 Years  
25 % quartile : 3 Years  
75 % quartile : 5 Years  
Mode : 3 Years  
Average : 3 Years 9 Months 7 Days  
Maximum : 5 Years  
Minimum : 3 Years

PROBATION 4 Counts  
MEDIAN : 2 Years  
Average : 2 Years  
Maximum : 2 Years  
Minimum : 2 Years

---

6.6 UTTERING

IMPRISONMENT 32 Counts  
MEDIAN : 6 Months  
25 % quartile : 6 Months  
75 % quartile : 6 Months  
Mode : 6 Months  
Average : 8 Months 10 Days  
Maximum : 3 Years  
Minimum : 7 Days

BOND 26 Counts  
MEDIAN : 3 Years  
25 % quartile : 3 Years  
75 % quartile : 3 Years  
Mode : 3 Years  
Average : 3 Years 4 Months 18 Days  
Maximum : 5 Years  
Minimum : 3 Years

PROBATION 8 Counts  
MEDIAN : 2 Years  
25 % quartile : 2 Years  
75 % quartile : 2 Years  
Mode : 2 Years  
Average : 2 Years  
Maximum : 2 Years  
Minimum : 2 Years

~~~~~  
6.7a THEFT BY DECEPTION

BOND 1 Count : 7 Years
COMMUNITY SERVICE ORDER 1 Count : 300 Hours

~~~~~  
6.7k DEFALCATION BY A SOLICITOR

IMPRISONMENT 1 Count : 4 Years

~~~~~  
6.7n TRUST ACCOUNT DEFICIENCY

FINE 2 Counts
Maximum : \$ 8,000.00
Minimum : \$ 1,000.00

~~~~~  
6.7o FRAUDULENT CONVERSION

IMPRISONMENT 4 Counts  
MEDIAN : 1 Year 6 Months  
Average : 1 Year 6 Months  
Maximum : 1 Year 6 Months  
Minimum : 1 Year 6 Months

6.7p FALSIFYING RECORDS

IMPRISONMENT 6 Counts  
MEDIAN : 9 Months  
25 % quartile : 3 Months  
75 % quartile : 3 Years  
Mode : 3 Months  
Average : 1 Year 4 Months  
Maximum : 3 Years  
Minimum : 3 Months

---

7.1a ARSON

IMPRISONMENT 27 Counts  
MEDIAN : 2 Years  
25 % quartile : 9 Months  
75 % quartile : 2 Years  
Mode : 2 Years  
Average : 1 Year 10 Months 27 Days  
Maximum : 7 Years  
Minimum : 6 Months

YOUTH TRAINING CENTRE 1 Count : 2 Years

BOND 30 Counts  
MEDIAN : 3 Years  
25 % quartile : 3 Years  
75 % quartile : 5 Years  
Mode : 3 Years  
Average : 3 Years 6 Months 12 Days  
Maximum : 5 Years  
Minimum : 1 Year

PROBATION 6 Counts  
MEDIAN : 3 Years  
25 % quartile : 2 Years  
75 % quartile : 4 Years  
Mode : 3 Years  
Average : 2 Years 11 Months  
Maximum : 4 Years  
Minimum : 1 Year 6 Months

FINE 4 Counts  
MEDIAN : \$ 1,000.00  
Average : \$ 3,250.00  
Maximum : \$ 10,000.00  
Minimum : \$ 1,000.00



ATTENDANCE CENTRE 7 Counts  
MEDIAN : 11 Months  
25 % quartile : 11 Months  
75 % quartile : 1 Year  
Mode : 11 Months  
Average : 11 Months 9 Days  
Maximum : 1 Year  
Minimum : 11 Months

~~~~~

7.1b ATTEMPTED ARSON

FINE 1 Count : \$ 1,500.00

~~~~~

7.2b DESTROY/DAMAGE PROPERTY

IMPRISONMENT 16 Counts  
MEDIAN : 1 Year  
25 % quartile : 3 Months  
75 % quartile : 1 Year 6 Months  
Mode : 3 Months  
Average : 11 Months 7 Days  
Maximum : 2 Years  
Minimum : 7 Days

YOUTH TRAINING CENTRE 1 Count : 2 Years 6 Months

BOND 13 Counts  
MEDIAN : 3 Years  
25 % quartile : 2 Years  
75 % quartile : 3 Years  
Mode : 3 Years  
Average : 2 Years 5 Months 2 Days  
Maximum : 3 Years  
Minimum : 1 Year

PROBATION 1 Count : 1 Year 6 Months

FINE 9 Counts  
MEDIAN : \$ 250.00  
25 % quartile : \$ 100.00  
75 % quartile : \$ 2,000.00  
Mode : \$ 100.00  
Average : \$ 905.56  
Maximum : \$ 2,500.00  
Minimum : \$ 100.00

ATTENDANCE CENTRE                      9 Counts  
MEDIAN                                    : 11 Months  
25 % quartile                            : 11 Months  
75 % quartile                            : 1 Year  
Mode                                      : 11 Months  
Average                                  : 11 Months      7 Days  
Maximum                                  : 1 Year  
Minimum                                  : 9 Months

PSYCHIATRIC TREATMENT                  1 Count :

-----

7.2b1 THREATENING TO DESTROY OR DAMAGE PROPERTY

PROBATION                                1 Count : 3 Years

-----

7.2c CRIMINAL DAMAGE

IMPRISONMENT                            22 Counts  
MEDIAN                                    : 1 Year  
25 % quartile                            : 6 Months  
75 % quartile                            : 1 Year  
Mode                                      : 1 Year  
Average                                  : 1 Year            3 Months    26 Days  
Maximum                                  : 7 Years  
Minimum                                  : 3 Months

BOND                                      40 Counts  
MEDIAN                                    : 3 Years  
25 % quartile                            : 3 Years  
75 % quartile                            : 3 Years  
Mode                                      : 3 Years  
Average                                  : 2 Years            11 Months    21 Days  
Maximum                                  : 4 Years  
Minimum                                  : 2 Years

PROBATION                                6 Counts  
MEDIAN                                    : 3 Years  
25 % quartile                            : 2 Years  
75 % quartile                            : 3 Years  
Mode                                      : 3 Years  
Average                                  : 3 Years  
Maximum                                  : 5 Years  
Minimum                                  : 2 Years

FINE 25 Counts  
MEDIAN : \$ 1,000.00  
25 % quartile : \$ 1,000.00  
75 % quartile : \$ 1,000.00  
Mode : \$ 1,000.00  
Average : \$ 902.00  
Maximum : \$ 1,000.00  
Minimum : \$ 400.00

COMMUNITY SERVICE ORDER 1 Count : 200 Hours

---

7.2c1 CRIMINAL DAMAGE FOR GAIN

FINE 2 Counts  
Maximum : \$ 750.00  
Minimum : \$ 750.00

---

7.2c2 CRIMINAL DAMAGE WITH INTENT

PROBATION 1 Count : 5 Years

---

8.1a1 DRUG TRAFFICKING - BARBITURATES AND AMPHETAMINES

IMPRISONMENT 6 Counts  
MEDIAN : 2 Years  
25 % quartile : 1 Year 6 Months  
75 % quartile : 2 Years  
Mode : 2 Years  
Average : 1 Year 10 Months  
Maximum : 3 Years  
Minimum : 6 Months

BOND 1 Count : 3 Years

---

8.1a3 DRUG TRAFFICKING - OPIATES AND NARCOTICS

IMPRISONMENT 8 Counts  
MEDIAN : 2 Years 6 Months  
25 % quartile : 2 Years  
75 % quartile : 6 Years  
Mode : 2 Years  
Average : 3 Years 7 Months 4 Days  
Maximum : 7 Years  
Minimum : 1 Year 3 Months

BOND 1 Count : 3 Years

---

8.1a4 DRUG TRAFFICKING - CANNABIS

IMPRISONMENT 13 Counts  
MEDIAN : 6 Months  
25 % quartile : 6 Months  
75 % quartile : 2 Years 6 Months  
Mode : 6 Months  
Average : 1 Year 5 Months 16 Days  
Maximum : 3 Years  
Minimum : 6 Months

BOND 5 Counts  
MEDIAN : 3 Years  
25 % quartile : 3 Years  
75 % quartile : 5 Years  
Mode : 3 Years  
Average : 3 Years 9 Months 18 Days  
Maximum : 5 Years  
Minimum : 3 Years

FINE 5 Counts  
MEDIAN : \$ 3,500.00  
25 % quartile : \$ 2,500.00  
75 % quartile : \$ 4,000.00  
Mode : \$ 4,000.00  
Average : \$ 3,200.00  
Maximum : \$ 4,000.00  
Minimum : \$ 2,000.00

ATTENDANCE CENTRE 1 Count : 1 Year

COMMUNITY SERVICE ORDER 2 Counts  
Maximum : 100 Hours  
Minimum : 100 Hours

---

8.1b1 DRUG SELLING - BARBITURATES AND AMPHETAMINES

BOND 1 Count : 4 Years

---

8.1b3 DRUG SELLING - OPIATES AND NARCOTICS

IMPRISONMENT 4 Counts  
MEDIAN : 2 Years 6 Months  
Average : 2 Years 9 Months  
Maximum : 5 Years  
Minimum : 1 Year

BOND 1 Count : 4 Years

-----

8.1b4 DRUG SELLING - CANNABIS

IMPRISONMENT 1 Count : 3 Years 6 Months

FINE 1 Count : \$ 3,000.00

-----

8.1c1 MANUFACTURING DRUG OF ADDICTION - BARBITURATES AND AMPHETAMINES

IMPRISONMENT 1 Count : 3 Years

-----

8.1d1 TRAFFIC, SELL AND DEAL IN DRUG OF ADDICTION - BARBITURATES AND AMPHETAMINES

IMPRISONMENT 5 Counts

|               |   |         |                  |
|---------------|---|---------|------------------|
| MEDIAN        | : | 3 Years | 6 Months         |
| 25 % quartile | : | 2 Years |                  |
| 75 % quartile | : | 4 Years |                  |
| Mode          | : | 2 Years |                  |
| Average       | : | 3 Years | 3 Months 18 Days |
| Maximum       | : | 5 Years |                  |
| Minimum       | : | 2 Years |                  |

-----

8.1d3 TRAFFIC, SELL AND DEAL IN DRUG OF ADDICTION - OPIATES AND NARCOTICS

IMPRISONMENT 20 Counts

|               |   |         |                  |
|---------------|---|---------|------------------|
| MEDIAN        | : | 2 Years | 6 Months         |
| 25 % quartile | : | 1 Year  |                  |
| 75 % quartile | : | 4 Years |                  |
| Mode          | : | 1 Year  |                  |
| Average       | : | 2 Years | 10 Months 2 Days |
| Maximum       | : | 7 Years |                  |
| Minimum       | : | 1 Month |                  |

-----

8.1d4 TRAFFIC, SELL AND DEAL IN DRUG OF ADDICTION - CANNABIS

IMPRISONMENT 13 Counts

|               |   |         |                 |
|---------------|---|---------|-----------------|
| MEDIAN        | : | 3 Years |                 |
| 25 % quartile | : | 2 Years |                 |
| 75 % quartile | : | 3 Years | 6 Months        |
| Mode          | : | 3 Years |                 |
| Average       | : | 3 Years | 4 Months 5 Days |
| Maximum       | : | 8 Years |                 |
| Minimum       | : | 1 Year  |                 |

|                   |          |               |
|-------------------|----------|---------------|
| BOND              | 1 Count  | : 5 Years     |
| PROBATION         | 1 Count  | : 2 Years     |
| FINE              | 2 Counts |               |
| Maximum           |          | : \$ 1,200.00 |
| Minimum           |          | : \$ 500.00   |
| ATTENDANCE CENTRE | 1 Count  | : 9 Months    |

~~~~~

8.2a4 PREPARE DRUG OF ADDICTION - CANNABIS

FINE	1 Count	: \$ 3,000.00
------	---------	---------------

~~~~~

8.2b4 USE DRUG OF ADDICTION - CANNABIS

|      |         |            |
|------|---------|------------|
| FINE | 1 Count | : \$ 50.00 |
|------|---------|------------|

~~~~~

8.2c1 POSSESS DRUG OF ADDICTION - BARBITURATES AND AMPHETAMINES

IMPRISONMENT	2 Counts	
Maximum		: 6 Months
Minimum		: 6 Months
BOND	3 Counts	
MEDIAN		: 1 Year
Maximum		: 3 Years
Minimum		: 1 Year
FINE	3 Counts	
MEDIAN		: \$ 200.00
Maximum		: \$ 500.00
Minimum		: \$ 150.00

~~~~~

8.2c3 POSSESS DRUG OF ADDICTION - OPIATES AND NARCOTICS

|              |          |            |
|--------------|----------|------------|
| IMPRISONMENT | 4 Counts |            |
| MEDIAN       |          | : 2 Months |
| Average      |          | : 2 Months |
| Maximum      |          | : 3 Months |
| Minimum      |          | : 1 Month  |

BOND 3 Counts  
MEDIAN : 3 Years  
Maximum : 4 Years  
Minimum : 3 Years

FINE 3 Counts  
MEDIAN : \$ 300.00  
Maximum : \$ 300.00  
Minimum : \$ 300.00

8.2c4 POSSESS DRUG OF ADDICTION - CANNABIS

IMPRISONMENT 6 Counts  
MEDIAN : 4 Months 15 Days  
25 % quartile : 3 Months  
75 % quartile : 6 Months  
Mode : 3 Months  
Average : 4 Months 15 Days  
Maximum : 6 Months  
Minimum : 3 Months

BOND 1 Count : 3 Years

FINE 12 Counts  
MEDIAN : \$ 250.00  
25 % quartile : \$ 200.00  
75 % quartile : \$ 1,000.00  
Mode : \$ 200.00  
Average : \$ 483.33  
Maximum : \$ 1,500.00  
Minimum : \$ 50.00

8.2e4 CULTIVATING - CANNABIS

IMPRISONMENT 1 Count : 2 Years

FINE 2 Counts  
Maximum : \$ 750.00  
Minimum : \$ 500.00

8.4a CONSPIRACY

IMPRISONMENT 9 Counts  
MEDIAN : 13 Years  
25 % quartile : 1 Year 6 Months  
75 % quartile : 13 Years  
Mode : 13 Years  
Average : 8 Years 4 Months 20 Days  
Maximum : 13 Years  
Minimum : 6 Months

BOND 2 Counts  
Maximum : 4 Years  
Minimum : 3 Years

FINE 2 Counts  
Maximum : \$ 750.00  
Minimum : \$ 500.00

ATTENDANCE CENTRE 2 Counts  
Maximum : 8 Months  
Minimum : 8 Months

-----

8.4b CONSPIRE TO ROB

BOND 1 Count : 4 Years

FINE 2 Counts  
Maximum : \$ 1,500.00  
Minimum : \$ 1,000.00

-----

8.4c CONSPIRE TO ROB WHILST ARMED

IMPRISONMENT 1 Count : 2 Years 6 Months

-----

8.4d CONSPIRE TO ESCAPE LEGAL CUSTODY

IMPRISONMENT 2 Counts  
Maximum : 6 Months  
Minimum : 6 Months

-----

8.4h CONSPIRE TO DEFRAUD

IMPRISONMENT 1 Count : 3 Years

BOND 1 Count : 3 Years

-----

8.4i CONSPIRE TO PERVERT COURSE OF JUSTICE

IMPRISONMENT 1 Count : 1 Year



BOND 3 Counts  
 MEDIAN : 5 Years  
 Maximum : 5 Years  
 Minimum : 5 Years

8.4p CONSPIRE TO BURGLE

IMPRISONMENT 2 Counts  
 Maximum : 4 Months  
 Minimum : 4 Months

8.5 PERJURY

IMPRISONMENT 10 Counts  
 MEDIAN : 6 Months  
 25 % quartile : 2 Months  
 75 % quartile : 1 Year  
 Mode : 6 Months  
 Average : 6 Months 7 Days  
 Maximum : 1 Year  
 Minimum : 1 Month 14 Days

BOND 4 Counts  
 MEDIAN : 1 Year 6 Months  
 Average : 1 Year 6 Months  
 Maximum : 2 Years  
 Minimum : 1 Year

PROBATION 4 Counts  
 MEDIAN : 2 Years  
 Average : 2 Years 3 Months  
 Maximum : 3 Years  
 Minimum : 2 Years

FINE 5 Counts  
 MEDIAN : \$ 1,000.00  
 25 % quartile : \$ 1,000.00  
 75 % quartile : \$ 1,500.00  
 Mode : \$ 1,000.00  
 Average : \$ 1,820.00  
 Maximum : \$ 5,000.00  
 Minimum : \$ 600.00

|                         |          |                   |
|-------------------------|----------|-------------------|
| ATTENDANCE CENTRE       | 5 Counts |                   |
| MEDIAN                  | :        | 1 Year            |
| 25 % quartile           | :        | 1 Year            |
| 75 % quartile           | :        | 1 Year            |
| Mode                    | :        | 1 Year            |
| Average                 | :        | 10 Months 12 Days |
| Maximum                 | :        | 1 Year            |
| Minimum                 | :        | 4 Months          |
| COMMUNITY SERVICE ORDER | 2 Counts |                   |
| Maximum                 | :        | 100 Hours         |
| Minimum                 | :        | 12 Hours          |

---

8.5a CONTEMPT OF COURT

|              |           |             |
|--------------|-----------|-------------|
| IMPRISONMENT | 1 Count : | 4 Months    |
| FINE         | 1 Count : | \$ 1,500.00 |

---

8.5c SUBORNATION OF PERJURY

|              |          |          |
|--------------|----------|----------|
| IMPRISONMENT | 3 Counts |          |
| MEDIAN       | :        | 1 Year   |
| Maximum      | :        | 2 Years  |
| Minimum      | :        | 3 Months |

---

8.5d FAILURE TO APPEAR

|              |           |          |
|--------------|-----------|----------|
| IMPRISONMENT | 1 Count : | 3 Months |
|--------------|-----------|----------|

---

8.6 RIOT, ROUT AND AFFRAY

|               |          |         |
|---------------|----------|---------|
| BOND          | 8 Counts |         |
| MEDIAN        | :        | 3 Years |
| 25 % quartile | :        | 3 Years |
| 75 % quartile | :        | 3 Years |
| Mode          | :        | 3 Years |
| Average       | :        | 3 Years |
| Maximum       | :        | 3 Years |
| Minimum       | :        | 3 Years |

8.6a PUBLIC NUISANCE

IMPRISONMENT 1 Count : 6 Months  
FINE 1 Count : \$ 2,000.00

~~~~~

8.7a ESCAPE LEGAL CUSTODY

IMPRISONMENT 19 Counts
MEDIAN : 8 Months
25 % quartile : 6 Months
75 % quartile : 1 Year
Mode : 6 Months
Average : 1 Year 5 Days
Maximum : 3 Years
Minimum : 2 Months

~~~~~

8.7b ATTEMPT TO ESCAPE LEGAL CUSTODY

IMPRISONMENT 2 Counts  
Maximum : 1 Month  
Minimum : 1 Month

~~~~~

8.8a FALSE OR UNLAWFUL IMPRISONMENT

IMPRISONMENT 66 Counts
MEDIAN : 3 Years
25 % quartile : 3 Years
75 % quartile : 3 Years
Mode : 3 Years
Average : 2 Years 7 Months 25 Days
Maximum : 4 Years
Minimum : 6 Months

BOND 1 Count : 3 Years

PROBATION 2 Counts
Maximum : 4 Years
Minimum : 2 Years

8.8d FALSE REPORT TO POLICE

BOND	6 Counts	
MEDIAN	:	5 Years
25 % quartile	:	5 Years
75 % quartile	:	5 Years
Mode	:	5 Years
Average	:	4 Years 6 Months
Maximum	:	5 Years
Minimum	:	2 Years

8.8d1 FALSE STATEMENT TO POLICE

IMPRISONMENT	1 Count :	2 Years
--------------	-----------	---------

8.8e ATTEMPT TO PERVERT COURSE OF JUSTICE

IMPRISONMENT	3 Counts	
MEDIAN	:	1 Year
Maximum	:	2 Years
Minimum	:	9 Months

8.8f SEND LETTERS THREATENING MURDER

PROBATION	1 Count :	5 Years
-----------	-----------	---------

8.8g POSSESS EXPLOSIVES

IMPRISONMENT	1 Count :	6 Months
--------------	-----------	----------

8.8g2 BEING IN POSSESSION OF AN OFFENSIVE WEAPON ON COURT PREMISES

BOND	1 Count :	3 Years
------	-----------	---------

8.8g3 POSSESS EXPLOSIVES IN SUSPICIOUS CIRCUMSTANCES

IMPRISONMENT	1 Count :	2 Years
--------------	-----------	---------

8.8k OBSTRUCT RAILWAY ENGINE

PROBATION 1 Count : 2 Years

~~~~~

8.811 POSSESSION OF FIREARM

IMPRISONMENT 8 Counts

|               |   |          |        |
|---------------|---|----------|--------|
| MEDIAN        | : | 3 Months |        |
| 25 % quartile | : | 1 Month  |        |
| 75 % quartile | : | 6 Months |        |
| Mode          | : | 1 Month  |        |
| Average       | : | 4 Months | 4 Days |
| Maximum       | : | 1 Year   |        |
| Minimum       | : | 1 Month  |        |

FINE 1 Count : \$ 500.00

~~~~~

8.812 SHORTENING BARREL OF FIREARM

IMPRISONMENT 1 Count : 3 Months

~~~~~

8.8n MAKE FALSE STATEMENT

FINE 2 Counts

|         |   |             |
|---------|---|-------------|
| Maximum | : | \$ 1,500.00 |
| Minimum | : | \$ 1,000.00 |

~~~~~

8.8v ASSISTING OFFENDER

FINE 1 Count : \$ 200.00

~~~~~

8.8z1 IMPERSONATING POLICE

FINE 1 Count : \$ 200.00

~~~~~

9.1b EXCEEDING .05%

IMPRISONMENT 1 Count : 3 Months

FINE	2 Counts	
Maximum	: \$	250.00
Minimum	: \$	100.00

TABLE 2

DISPOSITION OF OFFENCES

1985 - DISPOSITION OF OFFENCES

<u>CONVICT</u>	<u>ACQUIT</u>	<u>ACQ/DIR</u>	<u>PLEAD-G</u>	<u>NOLLE</u>	<u>INSANITY</u>	<u>NO-EV-LED</u>	<u>QUASHED</u>	<u>OTHER</u>	<u>SUB-TOTAL</u>	<u>%TOTAL</u>
<u>1.1 MURDER</u>										
11	16	1	1		3			1	33	0.79%
<u>1.1a ACCESSORY AFTER THE FACT OF MURDER</u>										
2	1				1				4	0.10%
<u>1.2a ATTEMPTED MURDER</u>										
	1		1						2	0.05%
<u>1.2b WOUND WITH INTENT TO MURDER</u>										
1	3		2						6	0.14%
<u>1.2f THREATENING MURDER</u>										
			2						2	0.05%
<u>1.3 MANSLAUGHTER (AS ALTERNATIVE TO MURDER)</u>										
12	1								13	0.31%
<u>1.4 MANSLAUGHTER</u>										
8	5		5	1					19	0.46%
<u>1.4a ACCESSORY AFTER THE FACT OF MANSLAUGHTER</u>										
1									1	0.02%
<u>1.5 CULPABLE DRIVING</u>										
16	2		3					1	22	0.53%
<u>1.5a NEGLIGENCE DRIVING CAUSING GRIEVOUS BODILY HARM</u>										
8			2						10	0.24%
<u>1.5b CULPABLE DRIVING CAUSING DEATH</u>										
	1								1	0.02%
<u>1.6c MAKE DEMANDS WITH INTENT TO KILL</u>										
			1						1	0.02%

1985 - DISPOSITION OF OFFENCES

CONVICT	ACQUIT	ACQ/DIR	PLEAD-G	NOLLE	INSANITY	NO-EV-LED	QUASHED	OTHER	SUB-TOTAL	%TOTAL
<u>2.1a WOUNDING WITH INTENT TO DO GRIEVOUS BODILY HARM</u>										
4	7		18	1			1		31	0.75%
<u>2.1b SHOOT AT WITH INTENT TO DO GRIEVOUS BODILY HARM</u>										
	2								2	0.05%
<u>2.1d ATTEMPT TO CAUSE GRIEVOUS BODILY HARM W.I. TO CAUSE GRIEVOUS BODILY HARM</u>										
	1								1	0.02%
<u>2.1e CAUSE GRIEVOUS BODILY HARM WITH INTENT TO CAUSE GRIEVOUS BODILY HARM</u>										
6	6	1	5						18	0.43%
<u>2.2a UNLAWFULLY AND MALICIOUSLY INFLECTING GRIEVOUS BODILY HARM</u>										
6	1	1	9	1				3	21	0.51%
<u>2.2b NEGLIGENTLY CAUSING GRIEVOUS BODILY HARM</u>										
5	3		3	1					12	0.29%
<u>2.3 UNLAWFUL AND MALICIOUS WOUNDING</u>										
4	3	1	18				1		27	0.65%
<u>2.4 ASSAULT OCCASIONING ACTUAL BODILY HARM</u>										
16	28	2	44					6	96	2.31%
<u>2.4a ASSAULT</u>										
7	3		40				3		53	1.28%
<u>2.5a ASSAULT WITH INTENT TO RESIST ARREST OR COMMIT A FELONY</u>										
			2						2	0.05%
<u>2.5a1 ASSAULT WITH INTENT TO PREVENT LAWFUL DETENTION OF ANOTHER</u>										
			1						1	0.02%
<u>2.5b ASSAULT POLICE</u>										
	2		14					1	17	0.41%

1985 - DISPOSITION OF OFFENCES

PAGE 52
Table 2 (2.5b1)

<u>CONVICT</u>	<u>ACQUIT</u>	<u>ACQ/DIR</u>	<u>PLEAD-G</u>	<u>NOLLE</u>	<u>INSANITY</u>	<u>NO-EV-LED</u>	<u>QUASHED</u>	<u>OTHER</u>	<u>SUB-TOTAL</u>	<u>%TOTAL</u>
<u>2.5b1 ASSAULT POLICE OFFICER IN DUE EXECUTION OF DUTY</u>										
5			1						6	0.14%
<u>2.5c RESISTING ARREST</u>										
	1		4						5	0.12%
<u>2.6 USING FIREARM TO RESIST ARREST</u>										
2	3		9						14	0.34%
<u>2.6a ATTEMPT TO USE FIREARM TO RESIST ARREST</u>										
			2						2	0.05%
<u>2.7 COMMON ASSAULT OR UNLAWFUL ASSAULT</u>										
11	4	2	34						51	1.23%
<u>2.7a AID AND ABET COMMON ASSAULT</u>										
			1						1	0.02%
<u>2.8a CHILD STEALING</u>										
	1		4						5	0.12%
<u>2.9a1 INDECENT EXPOSURE</u>										
			4						4	0.10%
<u>3.1a RAPE</u>										
28	26	13	26	1		6		1	101	2.43%
<u>3.1b AGGRAVATED RAPE</u>										
15	36	18	22	1				1	93	2.24%
<u>3.3a ATTEMPTED RAPE</u>										
9	7	2	1						19	0.46%
<u>3.3a1 ATTEMPTED AGGRAVATED RAPE</u>										
4	6		2						12	0.29%

1985 - DISPOSITION OF OFFENCES

<u>CONVICT</u>	<u>ACQUIT</u>	<u>ACQ/DIR</u>	<u>PLEAD-G</u>	<u>NOLLE</u>	<u>INSANITY</u>	<u>NO-EV-LED</u>	<u>QUASHED</u>	<u>OTHER</u>	<u>SUB-TOTAL</u>	<u>%TOTAL</u>
<u>3.3b ASSAULT WITH INTENT TO RAPE</u>										
1	5		2						8	0.19%
<u>3.3b1 AGGRAVATED ASSAULT WITH INTENT TO RAPE</u>										
	1		2					1	4	0.10%
<u>3.3c TRESPASS WITH INTENT TO RAPE</u>										
			1						1	0.02%
<u>3.5a1 SEXUAL PENETRATION OF A CHILD UNDER 10</u>										
	4		17						21	0.51%
<u>3.5a2 SEXUAL PENETRATION OF A PERSON 10 - 16</u>										
5	1		48		7				61	1.47%
<u>3.5a3 SEXUAL PENETRATION OF A PERSON 16 - 18</u>										
			2						2	0.05%
<u>3.5a5 SEXUAL PENETRATION</u>										
3			15					1	19	0.46%
<u>3.5b1 ATTEMPTED SEXUAL PENETRATION OF A CHILD UNDER 10</u>										
	2		4						6	0.14%
<u>3.5b2 ATTEMPTED SEXUAL PENETRATION OF A PERSON 10 - 16</u>										
			2			1			3	0.07%
<u>3.5b4 ATTEMPTED SEXUAL PENETRATION</u>										
			4						4	0.10%
<u>3.5c1 ASSAULT WITH INTENT TO COMMIT SEXUAL PENETRATION OF A CHILD UNDER 10</u>										
			2						2	0.05%
<u>3.6a INCEST</u>										
11	9		36						56	1.35%

1985 - DISPOSITION OF OFFENCES

<u>CONVICT</u>	<u>ACQUIT</u>	<u>ACQ/DIR</u>	<u>PLEAD-G</u>	<u>NOLLE</u>	<u>INSANITY</u>	<u>NO-EV-LED</u>	<u>QUASHED</u>	<u>OTHER</u>	<u>SUB-TOTAL</u>	<u>%TOTAL</u>
<u>3.6b ATTEMPTED INCEST</u>										
			1					1	2	0.05%
<u>3.7a INDECENT ASSAULT</u>										
28	14	6	97	1				1	147	3.54%
<u>3.7a1 AGGRAVATED INDECENT ASSAULT</u>										
3	12	5	7					1	28	0.67%
<u>3.7a2 ATTEMPTED INDECENT ASSAULT</u>										
2									2	0.05%
<u>3.9a GROSS INDECENCY</u>										
2			20					1	23	0.55%
<u>3.9b GROSS INDECENCY WITH PERSON UNDER 16</u>										
			9						9	0.22%
<u>3.10a BUGGERY</u>										
			4						4	0.10%
<u>3.11a ABDUCTION</u>										
	1		2						3	0.07%
<u>3.12b PROCURING FEMALE TO HAVE SEXUAL PENETRATION</u>										
			1						1	0.02%
<u>3.12b1 ATTEMPTED PROCURING FEMALE TO HAVE SEXUAL PENETRATION</u>										
			1						1	0.02%
<u>3.12b3 ATTEMPT PROCURING ACT OF SEXUAL PENETRATION WITH PERSON UNDER 16</u>										
			1						1	0.02%
<u>3.12e PROCURING OF WOMAN FOR PROSTITUTION</u>										
			1						1	0.02%

1985 - DISPOSITION OF OFFENCES

<u>CONVICT</u>	<u>ACQUIT</u>	<u>ACQ/DIR</u>	<u>PLEAD-G</u>	<u>NOLLE</u>	<u>INSANITY</u>	<u>NO-EV-LED</u>	<u>QUASHED</u>	<u>OTHER</u>	<u>SUB-TOTAL</u>	<u>%TOTAL</u>
<u>3.12e1 ATTEMPTED PROCURING OF WOMAN FOR PROSTITUTION</u>										
			1						1	0.02%
<u>3.12f PERMITTING PREMISES TO BE USED FOR ACTS OF SEXUAL PENETRATION</u>										
			1						1	0.02%
<u>4.1a ARMED ROBBERY</u>										
12	8		193	1		1		3	218	5.25%
<u>4.1b ATTEMPTED ARMED ROBBERY</u>										
1			17	1					19	0.46%
<u>4.1d CONSPIRACY TO COMMIT ARMED ROBBERY</u>										
2			2						4	0.10%
<u>4.2a ROBBERY</u>										
6	13	1	54						74	1.78%
<u>4.2b ATTEMPTED ROBBERY</u>										
	1		6					1	8	0.19%
<u>4.2c ROBBERY WITH VIOLENCE</u>										
			1						1	0.02%
<u>4.3 ASSAULT WITH INTENT TO ROB</u>										
			8						8	0.19%
<u>4.4 KIDNAPPING</u>										
8	6		10						24	0.58%
<u>4.5 BLACKMAIL</u>										
	2		2						4	0.10%
<u>5.1a THEFT</u>										
113	142	26	499			2		3	785	18.90%

1985 - DISPOSITION OF OFFENCES

PAGE 56
Table 2 (5.1b)

CONVICT	ACQUIT	ACQ/DIR	PLEAD-G	NOLLE	INSANITY	NO-EV-LED	QUASHED	OTHER	SUB-TOTAL	%TOTAL
<u>5.1b ATTEMPTED THEFT</u>										
		1		13					14	0.34%
<u>5.1b1 THEFT IN COURSE OF INDICTABLE OFFENCE</u>										
	1			1					2	0.05%
<u>5.1c THEFT OF MOTOR VEHICLE W.I. TO COMMIT FELONY OR FOR USE IN CONNECTN.OF A FELONY</u>										
		1		3					4	0.10%
<u>5.1d THEFT OF MOTOR VEHICLE</u>										
	1			7					8	0.19%
<u>5.2a BURGLARY</u>										
	24	9		5	374	1		4	417	10.04%
<u>5.2b ATTEMPTED BURGLARY</u>										
	3			13					16	0.39%
<u>5.3 AGGRAVATED BURGLARY</u>										
		2		19			2	1	24	0.58%
<u>5.3a ATTEMPTED AGGRAVATED BURGLARY</u>										
				1					1	0.02%
<u>5.4 GO EQUIPPED FOR STEALING OR POSSESSION OF HOUSE-BREAKING IMPLEMENTS</u>										
	2	5	1	16		2			26	0.63%
<u>5.5 HANDLING STOLEN GOODS OR RECEIVING STOLEN GOODS</u>										
	24	10		79	1		3	4	121	2.91%
<u>5.5a CONSPIRE TO HANDLE OR RECEIVE STOLEN GOODS</u>										
				5					5	0.12%
<u>5.6a TRESPASS WITH INTENT TO STEAL OR BURGLE</u>										
				1					1	0.02%

1985 - DISPOSITION OF OFFENCES

<u>CONVICT</u>	<u>ACQUIT</u>	<u>ACQ/DIR</u>	<u>PLEAD-G</u>	<u>NOLLE</u>	<u>INSANITY</u>	<u>NO-EV-LED</u>	<u>QUASHED</u>	<u>OTHER</u>	<u>SUB-TOTAL</u>	<u>%TOTAL</u>
<u>5.6d FORCEFUL ENTRY</u>										
			1						1	0.02%
<u>6.1a OBTAINING PROPERTY BY DECEPTION</u>										
10	17		263	20		2			312	7.51%
<u>6.1b ATTEMPT TO OBTAIN PROPERTY BY DECEPTION</u>										
3			26	2					31	0.75%
<u>6.1c DECEPTION</u>										
	2		27						29	0.70%
<u>6.1c1 ATTEMPTED DECEPTION</u>										
	1		1						2	0.05%
<u>6.2a OBTAINING FINANCIAL ADVANTAGE BY DECEPTION</u>										
3	3		41			4			51	1.23%
<u>6.2b ATTEMPT TO OBTAIN FINANCIAL ADVANTAGE BY DECEPTION</u>										
1			4					1	6	0.14%
<u>6.3 FALSE ACCOUNTING</u>										
	3		24						27	0.65%
<u>6.4a SECRET COMMISSIONS OR BRIBERY</u>										
1	1		1						3	0.07%
<u>6.4b ATTEMPTED BRIBERY</u>										
2									2	0.05%
<u>6.5 FORGERY</u>										
	2		62					5	69	1.66%
<u>6.6 UTTERING</u>										
	2		66					1	69	1.66%

1985 - DISPOSITION OF OFFENCES

PAGE 58
Table 2 (6.7a)

<u>CONVICT</u>	<u>ACQUIT</u>	<u>ACQ/DIR</u>	<u>PLEAD-G</u>	<u>NOLLE</u>	<u>INSANITY</u>	<u>NO-EV-LED</u>	<u>QUASHED</u>	<u>OTHER</u>	<u>SUB-TOTAL</u>	<u>%TOTAL</u>
<u>6.7a THEFT BY DECEPTION</u>										
			2						2	0.05%
<u>6.7k DEFALCATION BY A SOLICITOR</u>										
			1						1	0.02%
<u>6.7n TRUST ACCOUNT DEFICIENCY</u>										
			2						2	0.05%
<u>6.7o FRAUDULENT CONVERSION</u>										
			4						4	0.10%
<u>6.7p FALSIFYING RECORDS</u>										
			6						6	0.14%
<u>7.1a ARSON</u>										
5	4		70	1			2		82	1.97%
<u>7.1b ATTEMPTED ARSON</u>										
			1						1	0.02%
<u>7.1e ARSON FOR GAIN</u>										
	1			1					2	0.05%
<u>7.2b DESTROY/DAMAGE PROPERTY</u>										
9	1		41						51	1.23%
<u>7.2b1 THREATENING TO DESTROY OR DAMAGE PROPERTY</u>										
	1		1						2	0.05%
<u>7.2b2 POSSESS ARTICLE WITH INTENT TO DESTROY OR DAMAGE PROPERTY</u>										
	1								1	0.02%
<u>7.2c CRIMINAL DAMAGE</u>										
37	3		57					2	99	2.38%

1985 - DISPOSITION OF OFFENCES

CONVICT ~~~~~	ACQUIT ~~~~~	ACQ/DIR ~~~~~	PLEAD-G ~~~~~	NOLLE ~~~~~	INSANITY ~~~~~	NO-EV-LED ~~~~~	QUASHED ~~~~~	OTHER ~~~~~	SUB-TOTAL ~~~~~	%TOTAL ~~~~~
<u>7.2c1 CRIMINAL DAMAGE FOR GAIN</u>										
									2	0.05%
<u>7.2c2 CRIMINAL DAMAGE WITH INTENT</u>										
									1	0.02%
<u>8.1a1 DRUG TRAFFICKING - BARBITURATES AND AMPHETAMINES</u>										
									7	0.17%
<u>8.1a3 DRUG TRAFFICKING - OPIATES AND NARCOTICS</u>										
								1	10	0.24%
<u>8.1a4 DRUG TRAFFICKING - CANNABIS</u>										
									30	0.72%
<u>8.1b1 DRUG SELLING - BARBITURATES AND AMPHETAMINES</u>										
									1	0.02%
<u>8.1b3 DRUG SELLING - OPIATES AND NARCOTICS</u>										
									6	0.14%
<u>8.1b4 DRUG SELLING - CANNABIS</u>										
									2	0.05%
<u>8.1c1 MANUFACTURING DRUG OF ADDICTION - BARBITURATES AND AMPHETAMINES</u>										
									2	0.05%
<u>8.1d1 TRAFFIC, SELL AND DEAL IN DRUG OF ADDICTION - BARBITURATES AND AMPHETAMINES</u>										
									6	0.14%
<u>8.1d3 TRAFFIC, SELL AND DEAL IN DRUG OF ADDICTION - OPIATES AND NARCOTICS</u>										
									26	0.63%
<u>8.1d4 TRAFFIC, SELL AND DEAL IN DRUG OF ADDICTION - CANNABIS</u>										
									25	0.60%

1985 - DISPOSITION OF OFFENCES

<u>CONVICT</u>	<u>ACQUIT</u>	<u>ACQ/DIR</u>	<u>PLEAD-G</u>	<u>NOLLE</u>	<u>INSANITY</u>	<u>NO-EV-LED</u>	<u>QUASHED</u>	<u>OTHER</u>	<u>SUB-TOTAL</u>	<u>%TOTAL</u>
~~~~~	~~~~~	~~~~~	~~~~~	~~~~~	~~~~~	~~~~~	~~~~~	~~~~~	~~~~~	~~~~~
<u>8.2a4 PREPARE DRUG OF ADDICTION - CANNABIS</u>										
			1						1	0.02%
<u>8.2b4 USE DRUG OF ADDICTION - CANNABIS</u>										
			1						1	0.02%
<u>8.2c POSSESS DRUG OF ADDICTION</u>										
		1							1	0.02%
<u>8.2c1 POSSESS DRUG OF ADDICTION - BARBITURATES AND AMPHETAMINES</u>										
		2	8						10	0.24%
<u>8.2c3 POSSESS DRUG OF ADDICTION - OPIATES AND NARCOTICS</u>										
			10					3	13	0.31%
<u>8.2c4 POSSESS DRUG OF ADDICTION - CANNABIS</u>										
	3	5	16			2			26	0.63%
<u>8.2e3 CULTIVATING - OPIATES AND NARCOTICS</u>										
		2						1	3	0.07%
<u>8.2e4 CULTIVATING - CANNABIS</u>										
		4	3						7	0.17%
<u>8.4a CONSPIRACY</u>										
	7	5	8						20	0.48%
<u>8.4b CONSPIRE TO ROB</u>										
			3						3	0.07%
<u>8.4c CONSPIRE TO ROB WHILST ARMED</u>										
			1						1	0.02%
<u>8.4d CONSPIRE TO ESCAPE LEGAL CUSTODY</u>										
			2						2	0.05%

1985 - DISPOSITION OF OFFENCES

<u>CONVICT</u>	<u>ACQUIT</u>	<u>ACQ/DIR</u>	<u>PLEAD-G</u>	<u>NOLLE</u>	<u>INSANITY</u>	<u>NO-EV-LED</u>	<u>QUASHED</u>	<u>OTHER</u>	<u>SUB-TOTAL</u>	<u>%TOTAL</u>
<u>8.4h</u>										
	1		1						2	0.05%
<u>8.4l</u>										
			4						4	0.10%
<u>8.4p</u>										
			2						2	0.05%
<u>8.5</u>										
	3	3						3	36	0.87%
<u>8.5a</u>										
			2						2	0.05%
<u>8.5c</u>										
	2		1						3	0.07%
<u>8.5d</u>										
			1						1	0.02%
<u>8.6</u>										
			8						8	0.19%
<u>8.6a</u>										
			2						2	0.05%
<u>8.7a</u>										
			19						19	0.46%
<u>8.7b</u>										
			2						2	0.05%
<u>8.8a</u>										
	7	2	1						72	1.73%

1985 - DISPOSITION OF OFFENCES

PAGE 62  
Table 2 (8.8d)

CONVICT	ACQUIT	ACQ/DIR	PLEAD-G	NOLLE	INSANITY	NO-EV-LED	QUASHED	OTHER	SUB-TOTAL	%TOTAL
<u>8.8d FALSE REPORT TO POLICE</u>										
	1		6	1					8	0.19%
<u>8.8d1 FALSE STATEMENT TO POLICE</u>										
			1						1	0.02%
<u>8.8e ATTEMPT TO PERVERT COURSE OF JUSTICE</u>										
1	2		2						5	0.12%
<u>8.8f SEND LETTERS THREATENING MURDER</u>										
			1						1	0.02%
<u>8.8g POSSESS EXPLOSIVES</u>										
	1		1						2	0.05%
<u>8.8g2 BEING IN POSSESSION OF AN OFFENSIVE WEAPON ON COURT PREMISES</u>										
			1						1	0.02%
<u>8.8g3 POSSESS EXPLOSIVES IN SUSPICIOUS CIRCUMSTANCES</u>										
			1						1	0.02%
<u>8.8k OBSTRUCT RAILWAY ENGINE</u>										
			1						1	0.02%
<u>8.811 POSSESSION OF FIREARM</u>										
			9						9	0.22%
<u>8.812 SHORTENING BARREL OF FIREARM</u>										
			1						1	0.02%
<u>8.8n MAKE FALSE STATEMENT</u>										
			2						2	0.05%
<u>8.8v ASSISTING OFFENDER</u>										
			1						1	0.02%

1985 - DISPOSITION OF OFFENCES

<u>CONVICT</u>	<u>ACQUIT</u>	<u>ACQ/DIR</u>	<u>PLEAD-G</u>	<u>NOLLE</u>	<u>INSANITY</u>	<u>NO-EV-LED</u>	<u>QUASHED</u>	<u>OTHER</u>	<u>SUB-TOTAL</u>	<u>%TOTAL</u>
<u>8.8z1 IMPERSONATING POLICE</u>										
									1	0.02%
<u>9.1b EXCEEDING .05%</u>										
									3	0.07%
-----										
<u>TOTAL DISPOSITION OF OFFENCES</u>										
551	495	92	2876	36	13	41		50	4154	
<u>Percentages:</u>										
13.26	11.92	2.21	69.23	0.87	0.31	0.99	0.00	1.20	100.00%	

TABLE 3

PENALTIES IMPOSED  
FOR EACH OFFENCE

1985 - PENALTIES IMPOSED FOR EACH OFFENCE.

PENALTIES (EXCLUDING IMPRISONMENT, Y.T.C.)								YEARS OF IMPRISONMENT (or Y.T.C.)								
BOND	PROB.	FINE	ATTEND	C.S.O.	ADDP.	COMPSN	OTHER	<1	1<2	2<3	3<4	4<5	5<10	10+	LIFE	Total
<u>1.1</u>	<u>MURDER</u>														12	12
<u>1.1a</u>	<u>ACCESSORY AFTER THE FACT OF MURDER</u>										1				1	2
<u>1.2a</u>	<u>ATTEMPTED MURDER</u>									1						1
<u>1.2b</u>	<u>WOUND WITH INTENT TO MURDER</u>										1		2			3
<u>1.2f</u>	<u>THREATENING MURDER</u>															2
	2															
<u>1.3</u>	<u>MANSLAUGHTER (AS ALTERNATIVE TO MURDER)</u>													10		12
	2															
<u>1.4</u>	<u>MANSLAUGHTER</u>															
	2				1					1		2	7			13
( 1)	Bond and fine															
<u>1.4a</u>	<u>ACCESSORY AFTER THE FACT OF MANSLAUGHTER</u>													1		1











PENALTIES (EXCLUDING IMPRISONMENT, Y.T.C.)								YEARS OF IMPRISONMENT (or Y.T.C.)							Total	
BOND	PROB.	FINE	ATTEND	C.S.O.	ADDP.	COMPSN	OTHER	<1	1<2	2<3	3<4	4<5	5<10	10+		LIFE
<u>3.5b4 ATTEMPTED SEXUAL PENETRATION</u>																
	2							1	1							4
<u>3.5c1 ASSAULT WITH INTENT TO COMMIT SEXUAL PENETRATION OF A CHILD UNDER 10</u>																
	2															2
( 1)	Probation and psychiatric treatment															
<u>3.6a INCEST</u>																
8	7								4	14	4		10			47
<u>3.6b ATTEMPTED INCEST</u>																
									1							1
<u>3.7a INDECENT ASSAULT</u>																
13	11	11		1				36	36	9	8					125
( 1)	Bond and psychiatric treatment															
( 5)	Bond and fine															
( 2)	Probation and abstinence from alcohol and drugs															
( 1)	Probation and psychiatric treatment															
<u>3.7a1 AGGRAVATED INDECENT ASSAULT</u>																
									3	3	2		2			13
<u>3.7a2 ATTEMPTED INDECENT ASSAULT</u>																
									2							2
<u>3.9a GROSS INDECENCY</u>																
11	1	1						6	2	1						22
( 2)	Bond and psychiatric treatment															
<u>3.9b GROSS INDECENCY WITH PERSON UNDER 16</u>																
								8	1							9





1985 - PENALTIES IMPOSED FOR EACH OFFENCE

<u>PENALTIES (EXCLUDING IMPRISONMENT, Y.T.C.)</u>								<u>YEARS OF IMPRISONMENT (or Y.T.C.)</u>								
<u>BOND</u>	<u>PROB.</u>	<u>FINE</u>	<u>ATTEND</u>	<u>C.S.O.</u>	<u>ADDP.</u>	<u>COMPSN</u>	<u>OTHER</u>	<u>&lt;1</u>	<u>1&lt;2</u>	<u>2&lt;3</u>	<u>3&lt;4</u>	<u>4&lt;5</u>	<u>5&lt;10</u>	<u>10+</u>	<u>LIFE</u>	<u>Total</u>
<u>5.1a</u>	<u>THEFT</u>															
68	19	25	24	3				258	76	22	39	48	30			612
(	1)															
(	1)															
(	2)															
(	1)															
(	1)															
(	2)															
(	1)															
(	2)															
(	1)															
(	2)															
(	1)															
(	4)															
(	2)															
(	2)															
(	1)															
(	1)															
(	6)															
<u>5.1b</u>	<u>ATTEMPTED THEFT</u>															
2	1						1	9								13
(	2)															
(	2)															
(	1)															
<u>5.1b1</u>	<u>THEFT IN COURSE OF INDICTABLE OFFENCE</u>															
									1	1						2
<u>5.1c</u>	<u>THEFT OF MOTOR VEHICLE W.I. TO COMMIT FELONY OR FOR USE IN CONNECTN.OF A FELONY</u>															
2									1							3
<u>5.1d</u>	<u>THEFT OF MOTOR VEHICLE</u>															
								6	2							8







1985 - PENALTIES IMPOSED FOR EACH OFFENCE

<u>PENALTIES (EXCLUDING IMPRISONMENT, Y.T.C.)</u>								<u>YEARS OF IMPRISONMENT (or Y.T.C.)</u>									
<u>BOND</u>	<u>PROB.</u>	<u>FINE</u>	<u>ATTEND</u>	<u>C.S.O.</u>	<u>ADDP.</u>	<u>COMPSN</u>	<u>OTHER</u>	<u>&lt;1</u>	<u>1&lt;2</u>	<u>2&lt;3</u>	<u>3&lt;4</u>	<u>4&lt;5</u>	<u>5&lt;10</u>	<u>10+</u>	<u>LIFE</u>	<u>Total</u>	
<u>6.4a SECRET COMMISSIONS OR BRIBERY</u>																2	
			2														
<u>6.4b ATTEMPTED BRIBERY</u>																	2
										2							
<u>6.5 FORGERY</u>																	
13	4							35	5	3	1	1				62	
( 1)	Bond and compensation																
<u>6.6 UTTERING</u>																	
26	8							28		3	1					66	
( 1)	Bond and compensation																
( 4)	Probation and abstinence from alcohol and drugs																
<u>6.7a THEFT BY DECEPTION</u>																	
1				1												2	
<u>6.7k DEFALCATION BY A SOLICITOR</u>													1			1	
<u>6.7n TRUST ACCOUNT DEFICIENCY</u>																	
			2													2	
<u>6.7o FRAUDULENT CONVERSION</u>																	
									4							4	
<u>6.7p FALSIFYING RECORDS</u>																	
								4				2				6	

1985 - PENALTIES IMPOSED FOR EACH OFFENCE

PENALTIES (EXCLUDING IMPRISONMENT, Y.T.C.)								YEARS OF IMPRISONMENT (or Y.T.C.)								Total
BOND	PROB.	FINE	ATTEND	C.S.O.	ADDP.	COMPSN	OTHER	<1	1<2	2<3	3<4	4<5	5<10	10+	LIFE	
<u>7.1a ARSON</u>																
30	6	4	7					7	5	11	3	1	1			75
(	1)	Imprisonment and forfeiture of firearm														
(	1)	Imprisonment and fine														
(	4)	Bond and psychiatric treatment														
(	5)	Bond and fine														
(	2)	Bond and compensation														
(	10)	Bond and abstinence from alcohol and drugs and referred ADDB														
(	1)	Probation and restitution														
(	3)	Probation and psychiatric treatment														
<u>7.1b ATTEMPTED ARSON</u>																
		1														1
<u>7.2b DESTROY/DAMAGE PROPERTY</u>																
13	1	9	9				1	7	6	4						50
(	1)	Imprisonment and fine														
(	1)	Bond and fine														
(	1)	Psychiatric treatment														
<u>7.2b1 THREATENING TO DESTROY OR DAMAGE PROPERTY</u>																
		1														1
(	1)	Probation and abstinence from alcohol														
<u>7.2c CRIMINAL DAMAGE</u>																
40	6	25		1				10	8	1	1		2			94
(	1)	Imprisonment and fine														
(	1)	Bond and fine														
(	1)	Probation and fine														
(	1)	Probation and psychiatric treatment														



1985 - PENALTIES IMPOSED FOR EACH OFFENCE

PENALTIES (EXCLUDING IMPRISONMENT, Y.T.C.)								YEARS OF IMPRISONMENT (or Y.T.C.)							Total			
BOND	PROB.	FINE	ATTEND	C.S.O.	ADDP.	COMPSN	OTHER	<1	1<2	2<3	3<4	4<5	5<10	10+		LIFE		
<u>8.1d1 TRAFFIC, SELL AND DEAL IN DRUG OF ADDICTION - BARBITURATES AND AMPHETAMINES</u>										2	1	1		1			5	
<u>8.1d3 TRAFFIC, SELL AND DEAL IN DRUG OF ADDICTION - OPIATES AND NARCOTICS</u>								3	6	1	2	4	4					20
<u>8.1d4 TRAFFIC, SELL AND DEAL IN DRUG OF ADDICTION - CANNABIS</u>								1	1	2	1							18
( 2) Imprisonment and fine											1	3	6	1	2			
<u>8.2a4 PREPARE DRUG OF ADDICTION - CANNABIS</u>										1								1
<u>8.2b4 USE DRUG OF ADDICTION - CANNABIS</u>										1								1
<u>8.2c1 POSSESS DRUG OF ADDICTION - BARBITURATES AND AMPHETAMINES</u>								3		3								8
<u>8.2c3 POSSESS DRUG OF ADDICTION - OPIATES AND NARCOTICS</u>								3		3								10
<u>8.2c4 POSSESS DRUG OF ADDICTION - CANNABIS</u>								1		12								19
<u>8.2e4 CULTIVATING - CANNABIS</u>										2								3
<u>8.4a CONSPIRACY</u>								2		2	2					1	5	15
( 1) Imprisonment and forfeiture of firearm											1	2						





PENALTIES (EXCLUDING IMPRISONMENT, Y.T.C.)								YEARS OF IMPRISONMENT (or Y.T.C.)								Total
BOND	PROB.	FINE	ATTEND	C.S.O.	ADDP.	COMPSN	OTHER	<1	1<2	2<3	3<4	4<5	5<10	10+	LIFE	
<u>8.8g2 BEING IN POSSESSION OF AN OFFENSIVE WEAPON ON COURT PREMISES</u>																
	1															1
(	1)	Bond and forfeiture of firearm														
<u>8.8g3 POSSESS EXPLOSIVES IN SUSPICIOUS CIRCUMSTANCES</u>																
										1						1
<u>8.8k OBSTRUCT RAILWAY ENGINE</u>																
	1															1
<u>8.811 POSSESSION OF FIREARM</u>																
	1							7	1							9
<u>8.812 SHORTENING BARREL OF FIREARM</u>																
								1								1
<u>8.8n MAKE FALSE STATEMENT</u>																
	2															2
<u>8.8v ASSISTING OFFENDER</u>																
	1															1
<u>8.8z1 IMPERSONATING POLICE</u>																
	1															1
<u>9.1b EXCEEDING .05%</u>																
	2							1								3
-----																
<u>TOTAL PENALTIES IMPOSED</u>																
513	178	218	95	20			2	891	517	290	270	149	250	21	13	3427
<u>Percentages:</u>																
14.9	5.1	6.3	2.7	0.5	0.0	0.0	0.0	26.0	15.0	8.4	7.8	4.3	7.3	0.6	0.3	100.0%



TABLE 4

PENALTIES IMPOSED ON PERSONS  
'SENTENCED'  
BASED ON PRINCIPAL OFFENCE



1985 - PENALTIES IMPOSED BASED ON PRINCIPAL OFFENCE

PENALTIES (EXCLUDING IMPRISONMENT, Y.T.C.)								YEARS OF IMPRISONMENT (or Y.T.C.)								Total
BOND	PROB.	FINE	ATTEND	C.S.O.	ADDP.	COMPSN	OTHER	<1	1<2	2<3	3<4	4<5	5<10	10+	LIFE	
<u>1.5 CULPABLE DRIVING</u>																
1			2		1				1	2	7			1		15
(	4)															
(	1)															
(	1)															
(	1)															
(	1)															
(	1)															
(	1)															
<u>1.5a NEGLIGENT DRIVING CAUSING GRIEVOUS BODILY HARM</u>																
(	2)								1	2	1					4
<u>1.6c MAKE DEMANDS WITH INTENT TO KILL</u>																
	1															1
<u>2.1a WOUNDING WITH INTENT TO DO GRIEVOUS BODILY HARM</u>																
3	2								2	2	4	3	2			18
<u>2.1e CAUSE GRIEVOUS BODILY HARM WITH INTENT TO CAUSE GRIEVOUS BODILY HARM</u>																
	1									1	1		2	2		7
<u>2.2a UNLAWFULLY AND MALICIOUSLY INFLECTING GRIEVOUS BODILY HARM</u>																
4									2	2	1	1	1			11
<u>2.2b NEGLIGENTLY CAUSING GRIEVOUS BODILY HARM</u>																
1	1		1						2							5
(	1)															
<u>2.3 UNLAWFUL AND MALICIOUS WOUNDING</u>																
3	1		1						1	2	2	2		2		14





1985 - PENALTIES IMPOSED BASED ON PRINCIPAL OFFENCE

<u>PENALTIES (EXCLUDING IMPRISONMENT, Y.T.C.)</u>								<u>YEARS OF IMPRISONMENT (or Y.T.C.)</u>								
<u>BOND</u>	<u>PROB.</u>	<u>FINE</u>	<u>ATTEND</u>	<u>C.S.O.</u>	<u>ADDP.</u>	<u>COMPSN</u>	<u>OTHER</u>	<u>&lt;1</u>	<u>1&lt;2</u>	<u>2&lt;3</u>	<u>3&lt;4</u>	<u>4&lt;5</u>	<u>5&lt;10</u>	<u>10+</u>	<u>LIFE</u>	<u>Total</u>
<u>3.5a1 SEXUAL PENETRATION OF A CHILD UNDER 10</u>																
	1												2			3
(	1)	Probation and psychiatric treatment														
<u>3.5a2 SEXUAL PENETRATION OF A PERSON 10 - 16</u>																
6		1	1						2	2	3		2			17
(	1)	Bond and fine														
(	1)	Bond and abstinence from alcohol and drugs														
<u>3.5a3 SEXUAL PENETRATION OF A PERSON 16 - 18</u>																
											1					1
<u>3.5a5 SEXUAL PENETRATION</u>																
	1								2		3					6
<u>3.5b1 ATTEMPTED SEXUAL PENETRATION OF A CHILD UNDER 10</u>																
	1															1
<u>3.5b2 ATTEMPTED SEXUAL PENETRATION OF A PERSON 10 - 16</u>																
	1															1
(	1)	Bond and psychiatric treatment														
<u>3.5b4 ATTEMPTED SEXUAL PENETRATION</u>																
	1															1
<u>3.5c1 ASSAULT WITH INTENT TO COMMIT SEXUAL PENETRATION OF A CHILD UNDER 10</u>																
	2															2
(	1)	Probation and psychiatric treatment														
<u>3.6a INCEST</u>																
1	1								1	3	1		2			9



1985 - PENALTIES IMPOSED BASED ON PRINCIPAL OFFENCE

PENALTIES (EXCLUDING IMPRISONMENT, Y.T.C.)								YEARS OF IMPRISONMENT (or Y.T.C.)								
BOND	PROB.	FINE	ATTEND	C.S.O.	ADDP.	COMPSN	OTHER	<1	1<2	2<3	3<4	4<5	5<10	10+	LIFE	Total
~~~~	~~~~~	~~~~~	~~~~~	~~~~~	~~~~~	~~~~~	~~~~~	~~~~	~~~~	~~~~	~~~~	~~~~	~~~~	~~~~	~~~~	~~~~
<u>4.1b ATTEMPTED ARMED ROBBERY</u>																
3	3									2			1			9
(1)	Probation and psychiatric treatment														
<u>4.1d CONSPIRACY TO COMMIT ARMED ROBBERY</u>																
1											2			1		4
(1)	Bond and fine														
<u>4.2a ROBBERY</u>																
11	3		4					3	7	3	6	2				39
(2)	Bond and psychiatric treatment														
(1)	Probation and psychiatric treatment														
<u>4.2b ATTEMPTED ROBBERY</u>																
										2						2
<u>4.2c ROBBERY WITH VIOLENCE</u>																
										1						1
<u>4.3 ASSAULT WITH INTENT TO ROB</u>																
1	2								2	1	1					7
(1)	Probation and abstinence from drugs														
<u>4.4 KIDNAPPING</u>																
													1	1		2
<u>4.5 BLACKMAIL</u>																
	2															2
(1)	Probation and psychiatric treatment														

1985 - PENALTIES IMPOSED BASED ON PRINCIPAL OFFENCE

PENALTIES (EXCLUDING IMPRISONMENT, Y.T.C.)								YEARS OF IMPRISONMENT (or Y.T.C.)								Total
BOND	PROB.	FINE	ATTEND	C.S.O.	ADDP.	COMPSN	OTHER	<1	1<2	2<3	3<4	4<5	5<10	10+	LIFE	
<u>5.1a THEFT</u>																
18	7	4	3	1				17	9	4	5	2	4			74
(2)																
(1)																
(1)																
(1)																
(1)																
(1)																
(1)																
(1)																
(1)																
(1)																
(1)																
(1)																
(1)																
(1)																
<u>5.1b ATTEMPTED THEFT</u>																
1							1	2								4
(2)																
(1)																
(1)																
<u>5.2a BURGLARY</u>																
11	5	3	3	1				15	24	12	6	1				81
(2)																
(1)																
(1)																
<u>5.2b ATTEMPTED BURGLARY</u>																
								1	3							4

1985 - PENALTIES IMPOSED BASED ON PRINCIPAL OFFENCE

PENALTIES (EXCLUDING IMPRISONMENT, Y.T.C.)								YEARS OF IMPRISONMENT (or Y.T.C.)							LIFE	Total
BOND	PROB.	FINE	ATTEND	C.S.O.	ADDP.	COMPSN	OTHER	<1	1<2	2<3	3<4	4<5	5<10	10+		
<u>5.3 AGGRAVATED BURGLARY</u>																
3								1	1					1	6	
(1)	Bond and abstinence from alcohol and drugs and referred ADDB															
(1)	Bond and abstinence from alcohol															
<u>5.4 GO EQUIPPED FOR STEALING OR POSSESSION OF HOUSE-BREAKING IMPLEMENTS</u>																
4			3					1		1	1				10	
<u>5.5 HANDLING STOLEN GOODS OR RECEIVING STOLEN GOODS</u>																
10	3	1	1					13	1	5	2	2	5		43	
(1)	Bond and fine															
<u>5.5a CONSPIRE TO HANDLE OR RECEIVE STOLEN GOODS</u>																
3		1	1												5	
<u>6.1a OBTAINING PROPERTY BY DECEPTION</u>																
4	1	5		2				4	3		2			1	22	
(1)	Imprisonment and compensation															
(1)	Bond and abstinence from alcohol and drugs and referred ADDB															
<u>6.1b ATTEMPT TO OBTAIN PROPERTY BY DECEPTION</u>																
9	1	1	1							1					13	
<u>6.1c DECEPTION</u>																
					1					1					2	
<u>6.2a OBTAINING FINANCIAL ADVANTAGE BY DECEPTION</u>																
1								1	1						3	
(1)	Imprisonment and fine															
<u>6.2b ATTEMPT TO OBTAIN FINANCIAL ADVANTAGE BY DECEPTION</u>																

1985 - PENALTIES IMPOSED BASED ON PRINCIPAL OFFENCE

PENALTIES (EXCLUDING IMPRISONMENT, Y.T.C.)								YEARS OF IMPRISONMENT (or Y.T.C.)								
BOND	PROB.	FINE	ATTEND	C.S.O.	ADDP.	COMPSN	OTHER	<1	1<2	2<3	4	4<5	5<10	10+	LIFE	Total
<u>6.3 FALSE ACCOUNTING</u>																
	1															1
<u>6.4a SECRET COMMISSIONS OR BRIBERY</u>																
				2												2
<u>6.5 FORGERY</u>																
	1							1	3			1				6
<u>6.6 UTTERING</u>																
	2	1						1			1					5
<u>6.7a THEFT BY DECEPTION</u>																
				1												1
<u>6.7n TRUST ACCOUNT DEFICIENCY</u>																
				1												1
<u>6.7p FALSIFYING RECORDS</u>																
											1					1
<u>7.1a ARSON</u>																
	13	4	4	1				2	4	3	1	1	1			34
(1)	Imprisonment and fine														
(1)	Bond and psychiatric treatment														
(2)	Bond and fine														
(2)	Bond and compensation														
(1)	Bond and abstinence from alcohol and drugs and referred ADDB														
(1)	Probation and restitution														
(1)	Probation and psychiatric treatment														

1985 - PENALTIES IMPOSED BASED ON PRINCIPAL OFFENCE

PENALTIES (EXCLUDING IMPRISONMENT, Y.T.C.)								YEARS OF IMPRISONMENT (or Y.T.C.)								Total	
BOND	PROB.	FINE	ATTEND	C.S.O.	ADDP.	COMPSN	OTHER	<1	1<2	2<3	3<4	4<5	5<10	10+	LIFE		
<u>8.1b3 DRUG SELLING - OPIATES AND NARCOTICS</u>																	
	1													1			
(1)															2	
<u>8.1b4 DRUG SELLING - CANNABIS</u>																	
	1										1					2	
<u>8.1c1 MANUFACTURING DRUG OF ADDICTION - BARBITURATES AND AMPHETAMINES</u>																	
											1					1	
<u>8.1d1 TRAFFIC, SELL AND DEAL IN DRUG OF ADDICTION - BARBITURATES AND AMPHETAMINES</u>																	
										1	1	1		1		4	
<u>8.1d3 TRAFFIC, SELL AND DEAL IN DRUG OF ADDICTION - OPIATES AND NARCOTICS</u>																	
								2	2	1	2	1		4		12	
<u>8.1d4 TRAFFIC, SELL AND DEAL IN DRUG OF ADDICTION - CANNABIS</u>																	
	1	1	1	1						2	6	1		2		15	
(2)																
<u>8.2a4 PREPARE DRUG OF ADDICTION - CANNABIS</u>																	
	1															1	
<u>8.2c1 POSSESS DRUG OF ADDICTION - BARBITURATES AND AMPHETAMINES</u>																	
	2									1						3	
<u>8.2c3 POSSESS DRUG OF ADDICTION - OPIATES AND NARCOTICS</u>																	
	2		1							1						4	
<u>8.2c4 POSSESS DRUG OF ADDICTION - CANNABIS</u>																	
		5								1						6	

1985 - PENALTIES IMPOSED BASED ON PRINCIPAL OFFENCE

<u>PENALTIES (EXCLUDING IMPRISONMENT, Y.T.C.)</u>								<u>YEARS OF IMPRISONMENT (or Y.T.C.)</u>								
<u>BOND</u>	<u>PROB.</u>	<u>FINE</u>	<u>ATTEND</u>	<u>C.S.O.</u>	<u>ADDP.</u>	<u>COMPSN</u>	<u>OTHER</u>	<u><1</u>	<u>1<2</u>	<u>2<3</u>	<u>3<4</u>	<u>4<5</u>	<u>5<10</u>	<u>10+</u>	<u>LIFE</u>	<u>Total</u>
<u>8.8v ASSISTING OFFENDER</u>																
							1									1

<u>TOTAL PENALTIES IMPOSED</u>																
207	80	67	42	16			1	106	116	80	98	43	118	17	13	1004
<u>Percentages:</u>																
20.6	7.9	6.6	4.1	1.5	0.0	0.0	0.1	10.5	11.5	7.9	9.7	4.2	11.7	1.6	1.2	100.0%

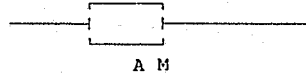
ANALYSIS OF SENTENCES

Minimum Term as a Percentage of Effective Sentence


Effective Sentence (Years)	<u>Minimum Term as a Percentage of Effective Sentence</u>								TOTAL
	<20	20<30	30<40	40<50	50<60	60<70	70<80	80<100	
< 1			1		3			2	6
1< 2	5	1	3	2	11	19	5	5	51
2< 3		1	2	3	11	24	14	5	60
3< 4			5	4	18	36	5	2	70
4< 5		1	2		11	11	18	3	46
5< 6	1			2	3	22	1	7	36
6< 7					6	26	6	2	40
7< 8					1	2	18		21
8< 9					1	1	12	1	15
9< 10						2	5	1	8
10< 11						2	4	6	12
11< 12							4	1	5
12< 13								5	5
13< 14						1	1	5	7
14< 15									0
15< 16								1	1
16< 17									0
17< 18									0
18< 19									0
19< 20									0
20 +									0
TOTAL	6	3	13	11	65	146	93	46	383
Percentage	1.6	0.8	3.4	2.9	17.0	38.1	24.3	12.0	100.0%

0 1 2 3 4 5 6 7 8 9 Years.


1.3 MANSLAUGHTER (AS ALTERNATIVE TO MURDER) 10 observations.



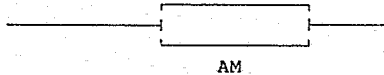
1.4 MANSLAUGHTER 10 observations.



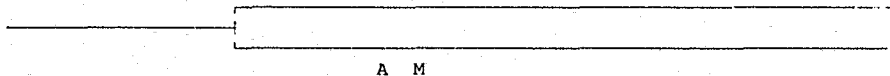
1.5 CULPABLE DRIVING 14 observations.




1.5a NEGLIGENT DRIVING CAUSING GRIEVOUS BODILY HARM 9 observations.




2.1a WOUNDING WITH INTENT TO DO GRIEVOUS BODILY HARM 14 observations.



2.1e CAUSE GRIEVOUS BODILY HARM WITH INTENT TO CAUSE GRIEVOUS BODILY HARM 9 observations.



2.2a UNLAWFULLY AND MALICIOUSLY INFLICTING GRIEVOUS BODILY HARM 11 observations.




0 1 2 3 4 5 6 7 8 9 Years.

0 1 2 3 4 5 6 7 8 9 Years.

2.3 UNLAWFUL AND MALICIOUS WOUNDING 14 observations.



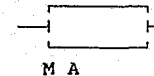
2.4 ASSAULT OCCASIONING ACTUAL BODILY HARM 35 observations.



2.4a ASSAULT 30 observations.



2.5b ASSAULT POLICE 10 observations.



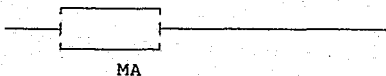
2.5b1 ASSAULT POLICE OFFICER IN DUE EXECUTION OF DUTY 5 observations.



2.6 USING FIREARM TO RESIST ARREST 11 observations.



2.7 COMMON ASSAULT OR UNLAWFUL ASSAULT 30 observations.



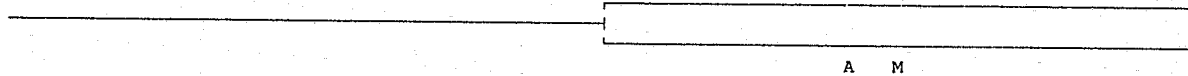
0 1 2 3 4 5 6 7 8 9 Years.

0 1 2 3 4 5 6 7 8 9 Years.

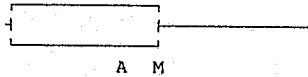
3.1a RAPE 48 observations.



3.1b AGGRAVATED RAPE 37 observations.




3.3a ATTEMPTED RAPE 9 observations.



3.3a1 ATTEMPTED AGGRAVATED RAPE 6 observations.



3.5a1 SEXUAL PENETRATION OF A CHILD UNDER 10 7 observations.



3.5a2 SEXUAL PENETRATION OF A PERSON 10 - 16 24 observations.




3.5a5 SEXUAL PENETRATION 15 observations.



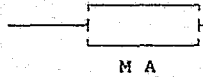
0 1 2 3 4 5 6 7 8 9 Years.

0 1 2 3 4 5 6 7 8 9 Years.


3.6a INCEST 32 observations.



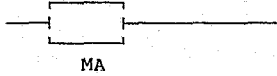
3.7a INDECENT ASSAULT 89 observations.




3.7a1 AGGRAVATED INDECENT ASSAULT 10 observations.



3.9a GROSS INDECENCY 9 observations.



3.9b GROSS INDECENCY WITH PERSON UNDER 16 9 observations.



4.1a ARMED ROBBERY 178 observations.



4.1b ATTEMPTED ARMED ROBBERY 11 observations.



0 1 2 3 4 5 6 7 8 9 Years.


1985 - SENTENCES IMPOSED (IMPRISONMENT and V.T.C.)

0 1 2 3 4 5 6 7 8 9 Years.


4.2a ROBBERY 37 observations.



4.4 KIDNAPPING 15 observations.



5.1a THEFT 473 observations.



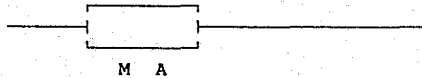
5.1b ATTEMPTED THEFT 9 observations.



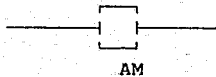
5.1d THEFT OF MOTOR VEHICLE 8 observations.



5.2a BURGLARY 329 observations.



5.2b ATTEMPTED BURGLARY 12 observations.




0 1 2 3 4 5 6 7 8 9 Years.


1985 - SENTENCES IMPOSED (IMPRISONMENT and Y.T.C.)

0 1 2 3 4 5 6 7 8 9 Years.

5.3 AGGRAVATED BURGLARY 16 observations.




5.4 GO EQUIPPED FOR STEALING OR POSSESSION OF HOUSE-BREAKING IMPLEMENTS 9 observations.



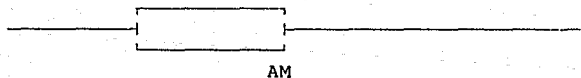
5.5 HANDLING STOLEN GOODS OR RECEIVING STOLEN GOODS 69 observations.



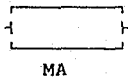
6.1a OBTAINING PROPERTY BY DECEPTION 214 observations.



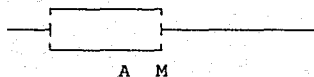
6.1b ATTEMPT TO OBTAIN PROPERTY BY DECEPTION 13 observations.



6.1c DECEPTION 25 observations.



6.2a OBTAINING FINANCIAL ADVANTAGE BY DECEPTION 36 observations.



0 1 2 3 4 5 6 7 8 9 Years.

0 1 2 3 4 5 6 7 8 9 Years.

6.5 FORGERY 45 observations.

M A

6.6 UTTERING 32 observations.


M A

6.7p FALSIFYING RECORDS 6 observations.



M A

7.1a ARSON 28 observations.



AM

7.2b DESTROY/DAMAGE PROPERTY 17 observations.



M&A

7.2c CRIMINAL DAMAGE 22 observations.



M A

8.1a1 DRUG TRAFFICKING - BARBITURATES AND AMPHETAMINES 6 observations.




A M


0 1 2 3 4 5 6 7 8 9 Years.

0 1 2 3 4 5 6 7 8 9 Years.

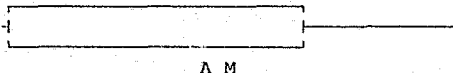
8.1a3 DRUG TRAFFICKING - OPIATES AND NARCOTICS 8 observations.



8.1a4 DRUG TRAFFICKING - CANNABIS 13 observations.




8.1d1 TRAFFIC, SELL AND DEAL IN DRUG OF ADDICTION - BARBITURATES AND AMPHETAMINES 5 observations.



8.1d3 TRAFFIC, SELL AND DEAL IN DRUG OF ADDICTION - OPIATES AND NARCOTICS 20 observations.




8.1d4 TRAFFIC, SELL AND DEAL IN DRUG OF ADDICTION - CANNABIS 13 observations.



8.2c4 POSSESS DRUG OF ADDICTION - CANNABIS 6 observations.



8.4a CONSPIRACY 9 observations.




0 1 2 3 4 5 6 7 8 9 Years.

1985 - SENTENCES IMPOSED (IMPRISONMENT and Y.T.C.)


0 1 2 3 4 5 6 7 8 9 Years.

8.5 PERJURY 10 observations.



M&A

8.7a ESCAPE LEGAL CUSTODY 19 observations.



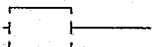
M A

8.8a FALSE OR UNLAWFUL IMPRISONMENT 66 observations.



A M

8.811 POSSESSION OF FIREARM 8 observations.



MA

0 1 2 3 4 5 6 7 8 9 Years.