

C. R. Vent
6-7-88

State of Oklahoma

The Judiciary


Annual Report For Fiscal Year 1985

109289
1E1

NCJRS

FEB 23 1988

ACQUISITIONS



109289

PEI

State of Oklahoma

The Judiciary

Annual Report For Fiscal Year 1985

109289

U.S. Department of Justice
National Institute of Justice

This document has been reproduced exactly as received from the person or organization originating it. Points of view or opinions stated in this document are those of the authors and do not necessarily represent the official position or policies of the National Institute of Justice.

Permission to reproduce this copyrighted material has been granted by
Supreme Court of Oklahoma, Administrative
Office of the Courts

to the National Criminal Justice Reference Service (NCJRS)

Further reproduction outside of the NCJRS system requires permission of the copyright owner.



SUPREME COURT OF OKLAHOMA
ADMINISTRATIVE OFFICE OF THE COURTS
ROOM 107 STATE CAPITOL
OKLAHOMA CITY, OKLAHOMA 73105

January 7, 1986

TO THE MEMBERS OF THE OKLAHOMA LEGISLATURE:

On behalf of the Administrative Office of the Courts and in accordance with the provisions of 20 O.S. § 16.11, the Oklahoma Judiciary Annual Report and Statistical Appendix for Fiscal Year 1985 are made available to the members of the Legislature, as well as to other interested public officials.

This report is divided into two separate volumes. The first includes narratives and aggregate statewide statistics and the second, an appendix, contains statistics of the individual counties and judicial districts. The purpose in segregating the material is to provide a synopsis of the overall statewide workload in the annual report and present a more in-depth presentation of statistical information in the appendix.

In reviewing the aggregate statewide caseload statistics in this report, it is readily apparent that caseloads continue to grow at an accelerating rate. In addition, population increases in certain judicial districts are directly correlated to caseload growth and the need for additional judgeships. An in-depth review of the caseload per judge illustrates the need to reevaluate the number of judges assigned per judicial district.

The caseload in the Supreme Court has grown at a phenomenal rate of 300% over the past ten years. This explosion of litigation has created a tremendous burden on the support staff. The Supreme Court support staff has remained constant in number while the caseload has increased substantially.

I want to express my appreciation to Chief Justice Robert D. Simms and the justices of the Oklahoma Supreme Court for their support and assistance given me this year. I want to personally thank Deputy Director, Jonella Frank, for her untiring efforts in producing this report. In concluding, I want to express my appreciation to the judges, court clerks, and entire staff of the Administrative Office of the Courts for their efforts in producing this report.

Respectfully submitted,

Charles E. Ferrell, Jr.

Charles E. Ferrell, Jr.
Administrative Director of the Courts

Table of Contents

The Oklahoma Judicial System

ORGANIZATION

An Overview	4
Organizational Chart	5
The Supreme Court	6
Caseload Inventory	8
Map of Judicial Districts	9
The Court of Appeals	10
Caseload Inventory	10
Map of Judicial Districts	13
The Court of Criminal Appeals	14
Caseload Inventory	16
Map of Judicial Districts	17
The District Courts	18
Map of Judicial Districts	19
Judges of the District Court	20
Clerks of the District Court	25
The Court on the Judiciary	26
The Council on Judicial Complaints ..	28
The Judicial Nominating Commission	29

ADMINISTRATION

The Administrative Office of the Courts	30
Functional Organization Chart	32
Staff Members	33

FUNDING

Appropriation Process for the Courts	34
Total Appropriations for FY-85	35
Funding Chart	36
Expenditures from Local Court Funds	37
County Contributions to the State Judicial Fund	38
State Judicial Fund Total Contributions for 1983 - 1985	39

STATISTICAL SUMMARY

District Court Statistics	40
Statewide Caseload Inventory Summary	41
Method of Disposition of Civil Cases	42
Method of Disposition of Criminal Cases	43
Statewide Totals for 1982 - 1985	
General Civil	44
Domestic Relations	45
Small Claims	46
Probate	47
Felonies	48
Misdemeanors	49
Population and Cases Per District Court Judge	50
Statewide Cost of Legal Representation of Indigents	51

ORGANIZATION

An Overview

The judicial branch of the government of the State of Oklahoma, which is constitutionally-vested with powers separate and distinct from those of the legislative and executive branches, underwent a significant change in 1969 when a constitutional amendment, approved by state voters, went into effect. Since that time, no major changes in the structure of the judicial system have occurred.

Presently, the judicial power is vested in courts which fall into four categories -- courts of last resort, intermediate appellate courts, courts of general jurisdiction and courts of limited jurisdiction. The Supreme Court and the Court of Criminal Appeals are the courts of last resort. The Supreme Court, in addition to having jurisdiction over all civil appeals, has a general superintending control over all inferior courts, agencies, commissions and boards created by law and general administrative authority over all courts except the Court on the Judiciary and the Senate sitting as a Court of Impeachment. The Court of Criminal Appeals has exclusive appellate jurisdiction in criminal cases.

The Court of Appeals is the intermediate appellate court authorized by the constitution and created by the Legislature in 1970. This court decides civil appeals assigned to it by the Supreme Court.

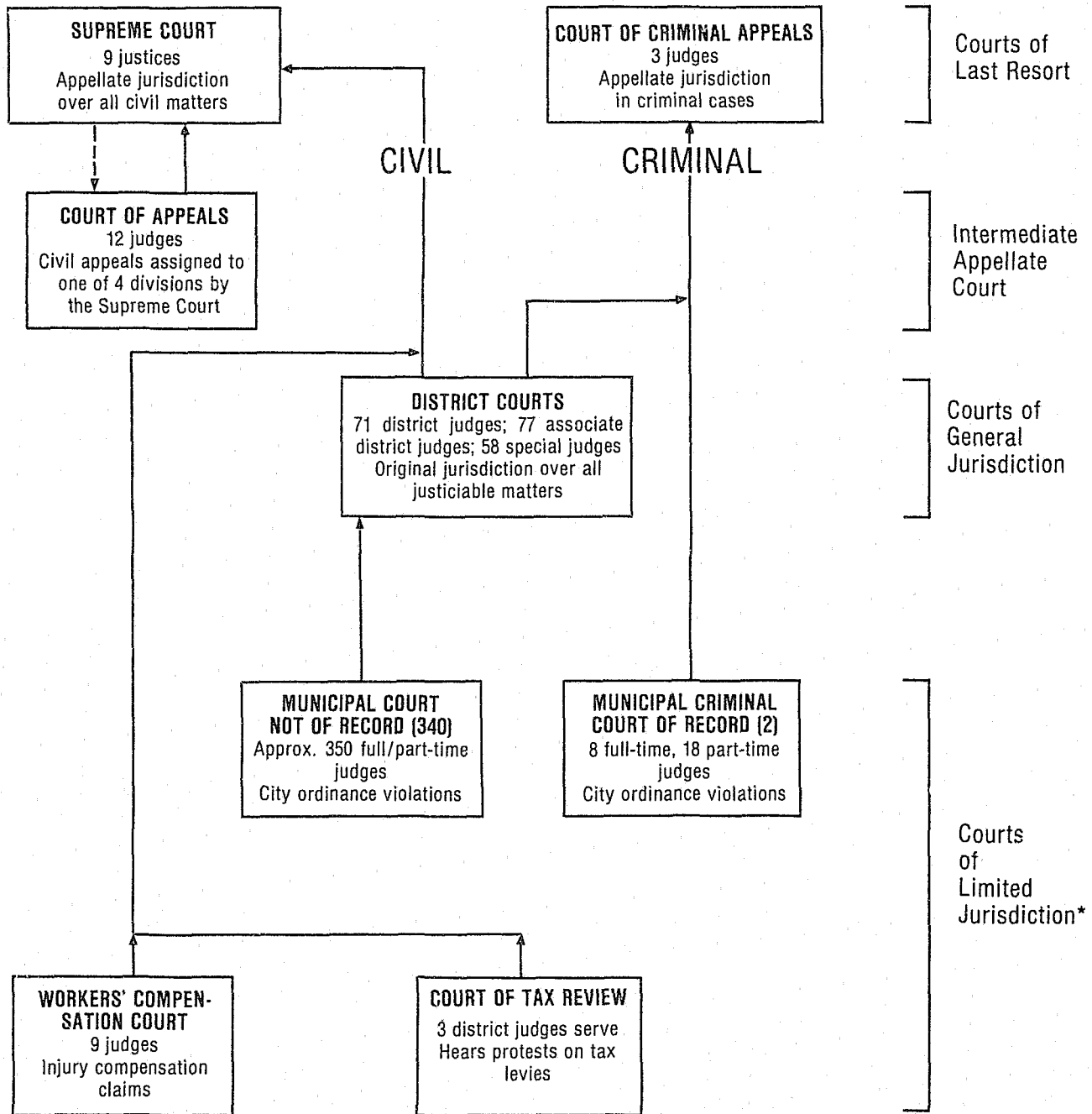
The court of general jurisdiction in Oklahoma is the District Court which has unlimited original

jurisdiction over all justiciable matters. The state is divided into 26 District Court judicial districts.

Courts of limited jurisdiction include the Court on the Judiciary, the Workers' Compensation Court, the Court of Tax Review and Municipal Courts. The Court on the Judiciary, consisting of a trial division and an appellate division, came into existence in 1966 with the adoption of a constitutional amendment. This court has jurisdiction over all proceedings brought against judges for removal from office. The Workers' Compensation Court hears and determines claims brought by employees against employers for work-related injuries. The Court on Tax Review, consisting of three district judges designated by the Governor, hears protests concerning tax levies. Municipal Courts hear prosecutions involving violations of municipal ordinances. Cities having populations of more than 200,000 have a Municipal Criminal Court of Record. All other Municipal Courts are courts not of record.

To assist the Chief Justice in exercising the general administrative authority of the Supreme Court over all courts in the state, the constitution authorizes the appointment of an Administrative Director and staff. The Administrative Office of the Courts works closely with the Supreme Court, and particularly the Chief Justice, in administering the judicial branch of government of the State of Oklahoma.

Oklahoma Judicial System



← Indicates route of appeal

← - - - Indicates assignment of cases

*The Court on the Judiciary is not shown

The Supreme Court

The Oklahoma Constitution grants to the Supreme Court appellate jurisdiction in all civil cases. In the event of a conflict over jurisdiction between the Supreme Court and the Court of Criminal Appeals, the Supreme Court makes the final determination. The Supreme Court also has a general superintending control over all inferior courts, agencies, commissions and boards as well as administrative authority over all courts in the state except the Court on the Judiciary and a Senate Court of Impeachment. Additionally, the Supreme Court has the exclusive power and authority to discipline attorneys and pass upon the qualifications of all applicants for admission to the practice of law within the state.

The nine justices, one from each of the Supreme Court judicial districts, serve six-year terms. At the general election preceding the expiration of a term of office, a justice who desires to remain in office files a declaration of candidacy to succeed himself.

In a nonpartisan election, if a majority of those who cast ballots vote in favor of retention, the justice will serve another term.

Any vacancy on the Supreme Court is filled by gubernatorial appointment from a list of nominees submitted by the Judicial Nominating Commission. These nominees are selected by the commission from a group of applicants from the appropriate Supreme Court judicial district.

The Supreme Court selects a Chief Justice and Vice-Chief Justice who serve two-year terms. In addition, the court appoints a Clerk of the Supreme Court and an Administrative Director of the Courts, who both serve at the pleasure of the Supreme Court. James W. Patterson, as Clerk of the Supreme Court, is responsible for maintaining all records of the Supreme Court. The Administrative Director, Charles E. Ferrell, Jr., assists the Chief Justice in his various administrative duties.



The Supreme Court of Oklahoma

Yvonne Kauger Marian P. Opala Alma Wilson Hardy Summers

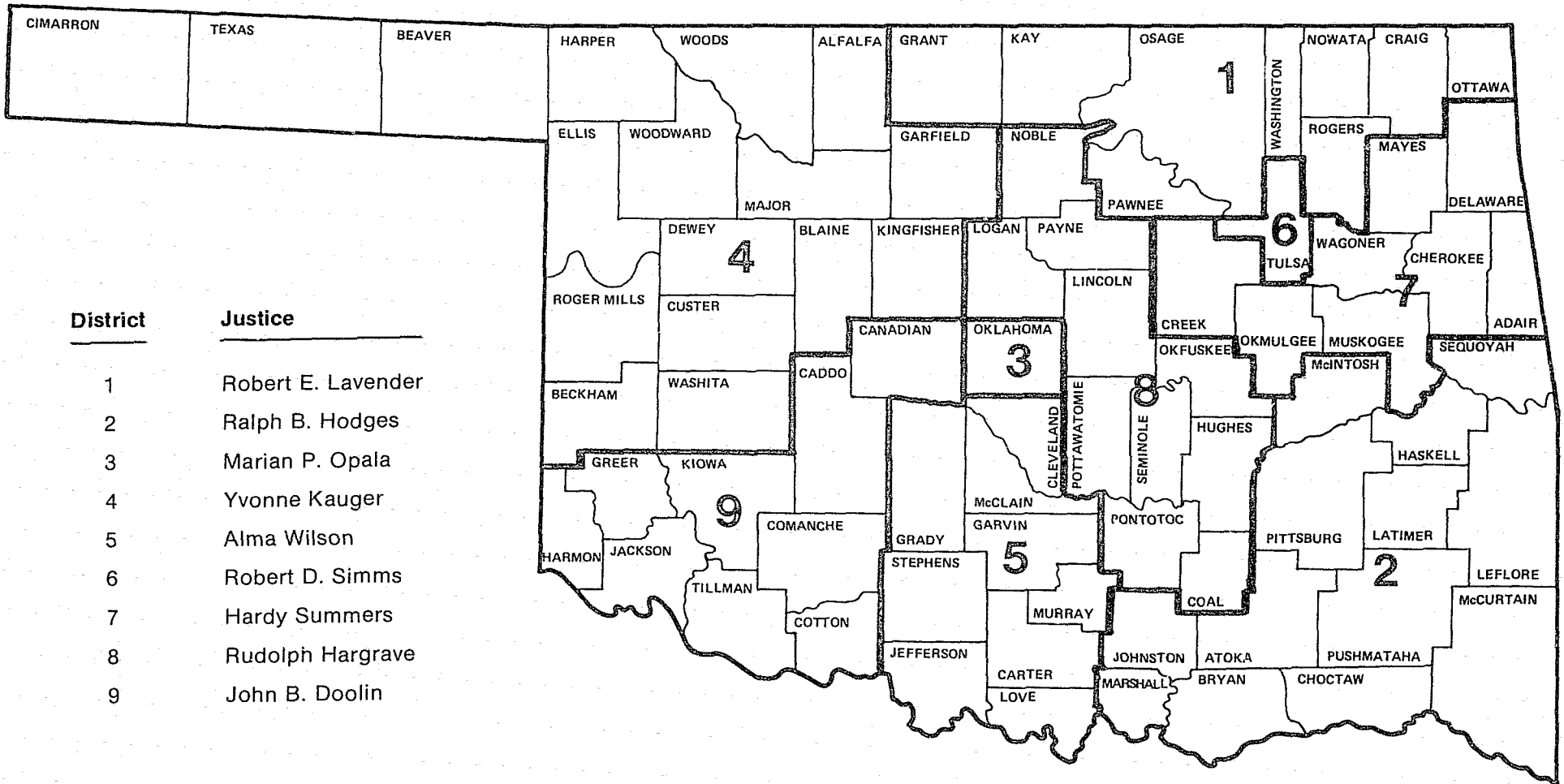
Robert E. Lavender John B. Doolin Robert D. Simms Ralph B. Hodges Rudolph Hargrave
Chief Justice

Supreme Court Caseload Inventory

July 1, 1984 - June 30, 1985
(Includes cases assigned to Court of Appeals)

Total Cases Pending as of July 1, 1984		2295
Total Cases Filed Fiscal Year 1985		2058
Total Cases Terminated Fiscal Year 1985		1583
Opinions Rendered	282	
Special Matters	149	
Dismissals	525	
Court of Appeals Disposition without Certiorari	397	
Certiorari Filed	295	
Certiorari Granted	65	
Certiorari Denied	230	
 Total Cases Pending as of June 30, 1985		 2770
Cases at Issue	1406	
Assigned	608	
Unassigned	798	
Cases Not at Issue	1364	
 Change in Inventory from Fiscal Year 1984		 +475

SUPREME COURT JUDICIAL DISTRICTS



District	Justice
1	Robert E. Lavender
2	Ralph B. Hodges
3	Marian P. Opala
4	Yvonne Kauger
5	Alma Wilson
6	Robert D. Simms
7	Hardy Summers
8	Rudolph Hargrave
9	John B. Doolin

The Court of Appeals

The caseload of the Court of Appeals is comprised solely of civil appeals assigned to it by the Supreme Court. Final decisions of the Court of Appeals are not directly appealable to the Supreme Court, however, if a majority of the justices agree that certiorari should be granted, the decision may be reviewed by the Supreme Court.

Each of the 12 judges of the Court of Appeals is assigned by the Supreme Court to one of four permanent divisions, two of which sit in Tulsa County and two, in Oklahoma County. Two judges

serve from each of the six congressional districts in the state. They are elected in nonpartisan elections for six-year terms.

If a vacancy occurs on the Court of Appeals, the Governor appoints a successor from the congressional district in which the vacancy exists. In making the appointment, the Governor may consider the recommendation of the Judicial Nominating Commission.

The Clerk of the Supreme Court also serves as Clerk of the Court of Appeals.

Court of Appeals Caseload Inventory

July 1, 1984 - July 30, 1985

Cases Assigned by the Supreme Court	635
Disposition by Settlement Conference	46
Opinions Rendered	647
Mandated without Certiorari	397



The Court of Appeals

Oklahoma City Divisions

Donald L. Howard
Division III

Patricia D. Robinson
Division I

Stewart M. Hunter
Division III

Karl R. Gray
Division I

Carol M. Hansen
Division III

Lester A. Reynolds
Division I



The Court of Appeals

Tulsa Divisions

John F. Reif
Division II

William W. Means
Division II

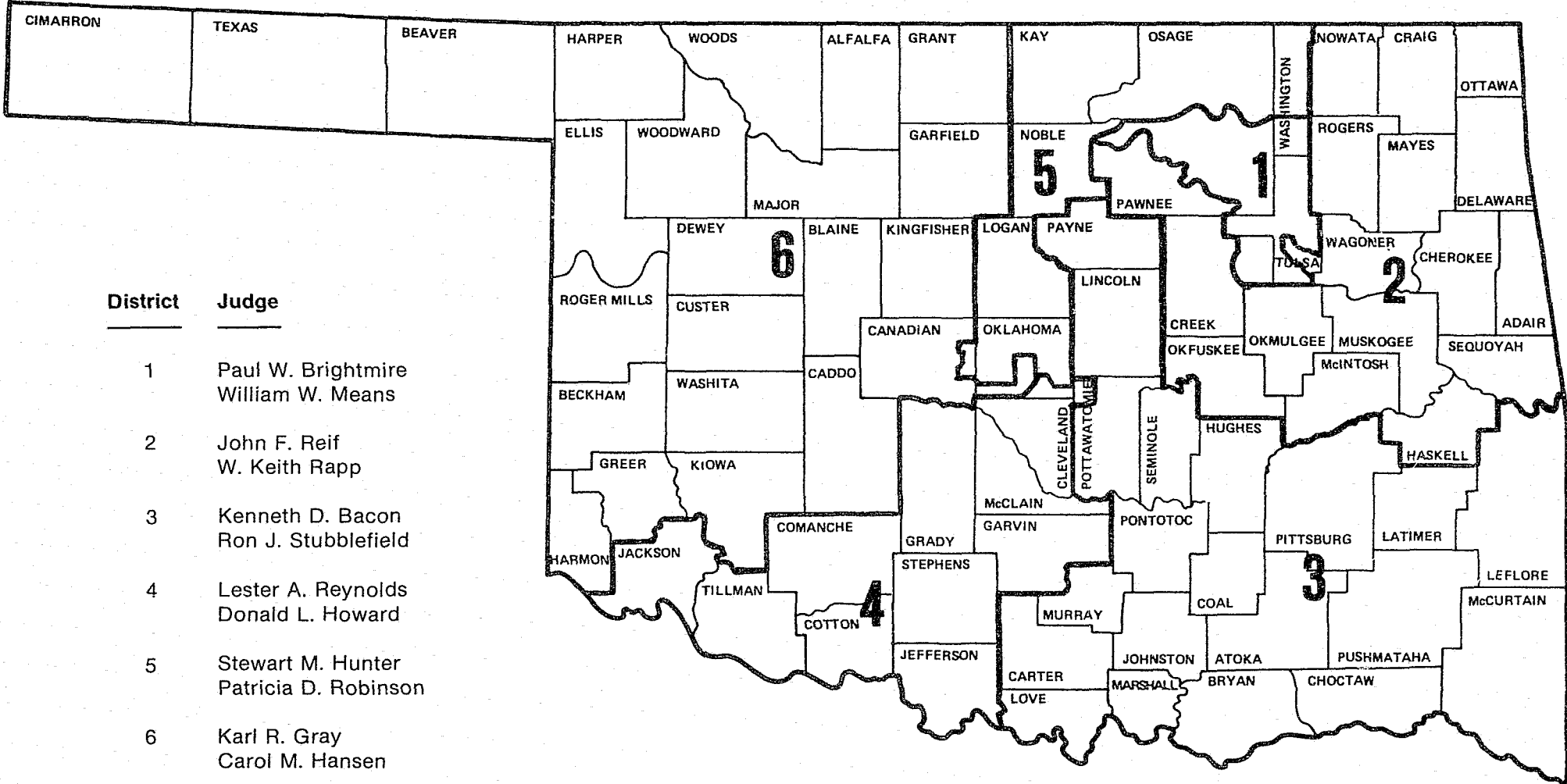
Ron J. Stubblefield
Division IV

W. Keith Rapp
Division IV

Paul W. Brightmire
Division IV

Kenneth D. Bacon
Division II

COURT OF APPEALS JUDICIAL DISTRICTS



The Court of Criminal Appeals

Jurisdiction of all criminal appeals rests exclusively with the Court of Criminal Appeals. The three-member court decides appeals from the District Courts and the Municipal Criminal Courts of Record.

The judges of the Court of Criminal Appeals are selected in the same manner as Supreme Court justices from three Court of Criminal Appeals

judicial districts. They serve six-year terms and are subject to a nonpartisan statewide vote on their retention. Any vacancies on the court are filled by gubernatorial appointment with the assistance of the Judicial Nominating Commission.

The Clerk of the Supreme Court serves as the ex officio Clerk of the Court of Criminal Appeals.



The Court of Criminal Appeals

Hez J. Bussey

Ed Parks
Presiding Judge

Tom Brett

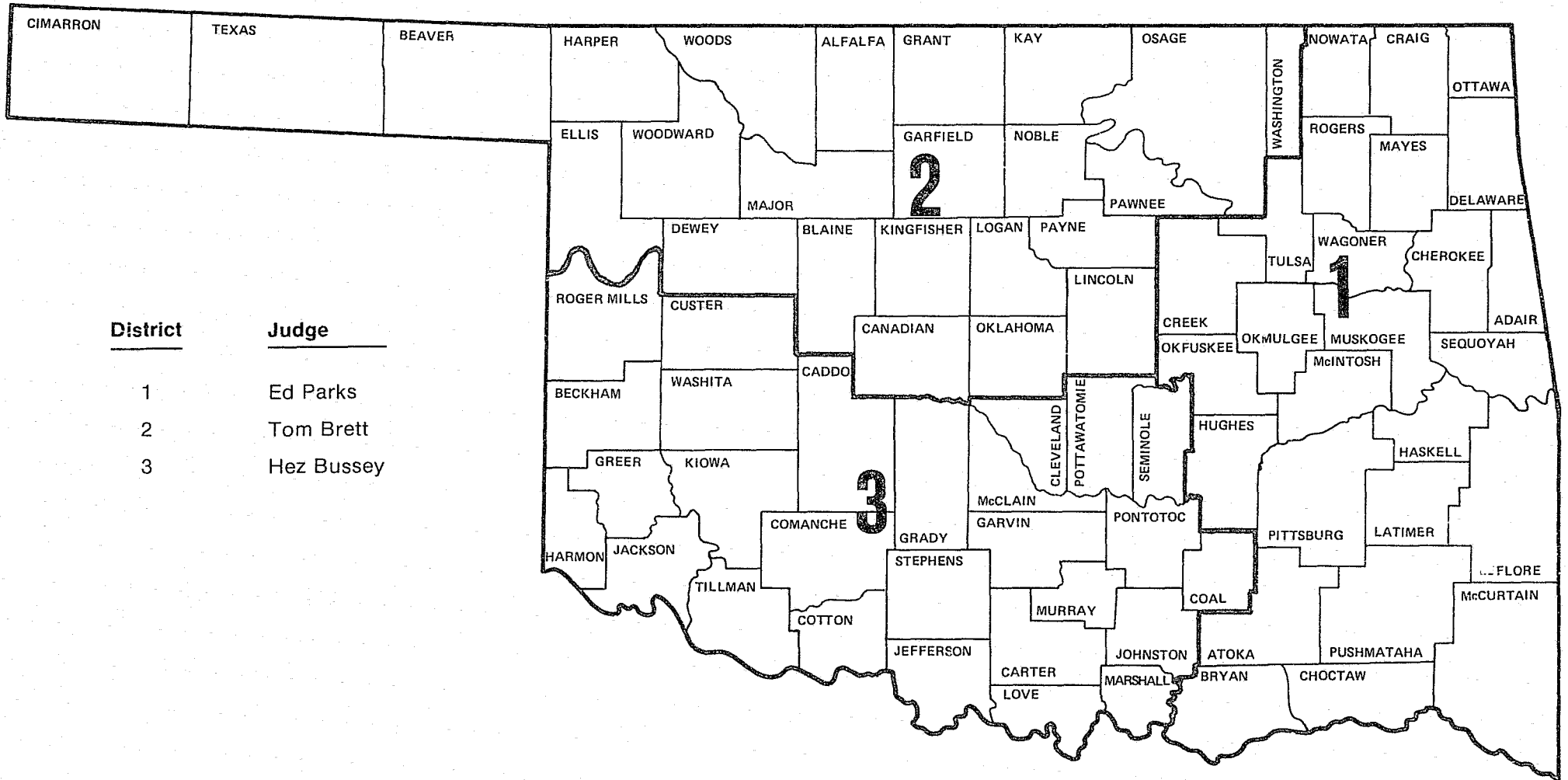
Court of Criminal Appeals

Caseload Inventory

July 1, 1984 - June 30, 1985

Total Cases Pending as of July 1, 1984	506
Total Cases Filed Fiscal Year 1985	816
Total Cases Terminated Fiscal Year 1985	624
Regular Appeals	
Affirmed	117
Modified & Affirmed	14
Reversed	30
Dismissed	23
Granted	1
Denied	40
Reversed & Remanded	6
Total	231
Post Conviction	
Granted	34
Affirming Denial	86
Dismissed	16
Denied	10
Total	146
Original Proceedings	
Decline Jurisdiction	37
Granted	57
Dismissed	45
Denied	108
Total	247
Total Cases Pending as of June 30, 1985	698

COURT OF CRIMINAL APPEALS JUDICIAL DISTRICTS



The District Courts

The District Courts have unlimited original jurisdiction in all justiciable matters and the power of review in statutorily-designated administrative actions. In addition, appeals from Municipal Courts not of record are heard by the District Courts as trials de novo.

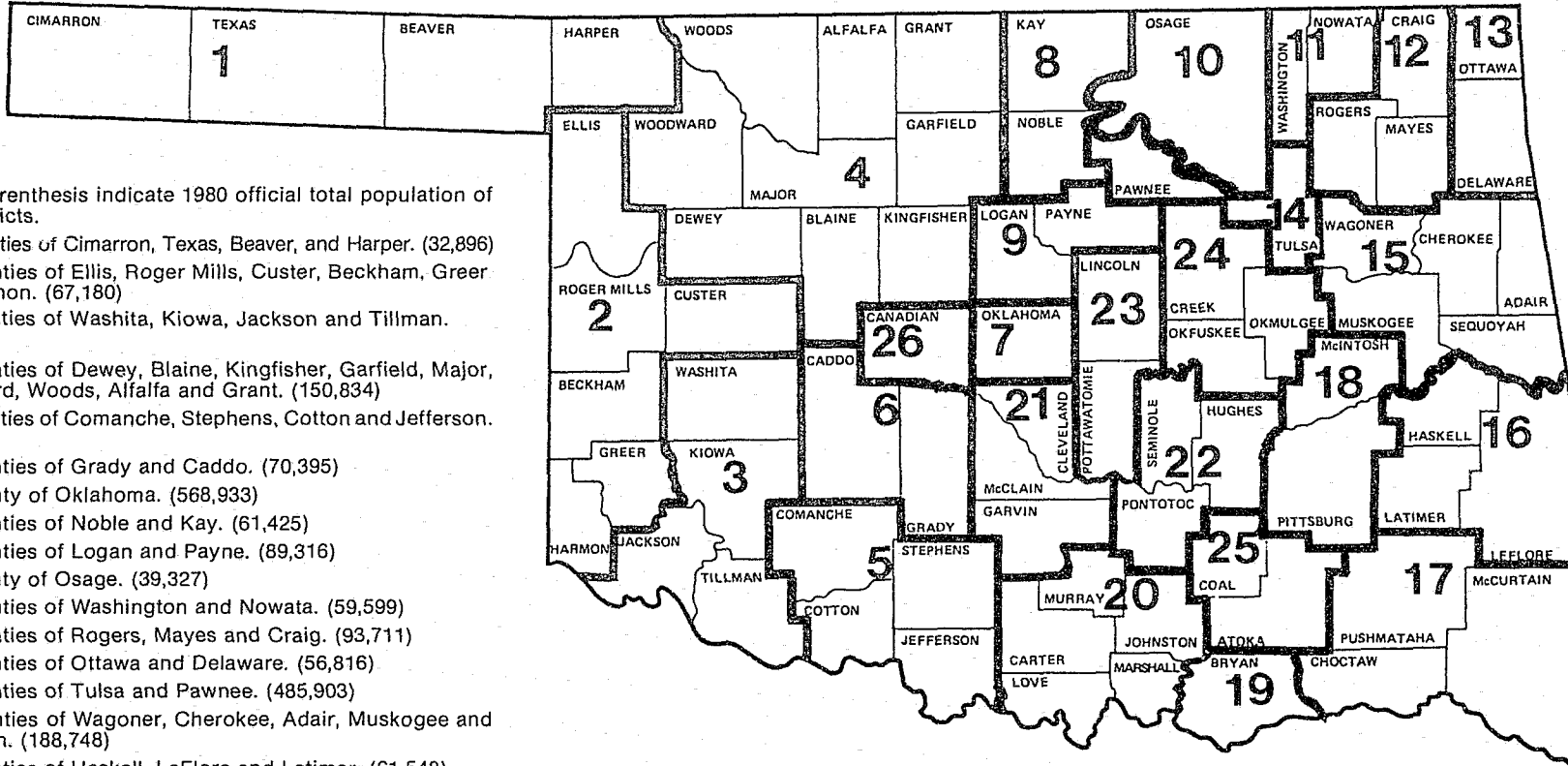
There are 26 District Court judicial districts in Oklahoma. Each such district consists of an entire county or several contiguous counties. For the purposes of administration, the judicial districts are combined into nine judicial administrative districts. A district judge is selected as presiding judge by all the district and associate district judges within the judicial administrative district. Subject to the authority of the Supreme Court, the presiding judge has general administrative authority and super-

vision over all courts within the district.

The District Courts consist of 71 district judges, 77 associate district judges and 58 special judges. District judges and associate district judges are elected for four-year terms in nonpartisan elections within their respective counties or judicial districts. If a vacancy occurs, the Governor appoints a replacement with the assistance of the Judicial Nominating Commission. Special judges are appointed by the district judges of the judicial administrative district.

A District Court Clerk is elected from each county for a four-year term. Once elected, they serve as county officers and are responsible for maintaining all court records.

DISTRICT COURT JUDICIAL DISTRICTS



Figures in parenthesis indicate 1980 official total population of Judicial Districts.

1. The counties of Cimarron, Texas, Beaver, and Harper. (32,896)
2. The counties of Ellis, Roger Mills, Custer, Beckham, Greer and Harmon. (67,180)
3. The counties of Washita, Kiowa, Jackson and Tillman. (69,263)
4. The counties of Dewey, Blaine, Kingfisher, Garfield, Major, Woodward, Woods, Alfalfa and Grant. (150,834)
5. The counties of Comanche, Stephens, Cotton and Jefferson. (171,396)
6. The counties of Grady and Caddo. (70,395)
7. The county of Oklahoma. (568,933)
8. The counties of Noble and Kay. (61,425)
9. The counties of Logan and Payne. (89,316)
10. The county of Osage. (39,327)
11. The counties of Washington and Nowata. (59,599)
12. The counties of Rogers, Mayes and Craig. (93,711)
13. The counties of Ottawa and Delaware. (56,816)
14. The counties of Tulsa and Pawnee. (485,903)
15. The counties of Wagoner, Cherokee, Adair, Muskogee and Sequoyah. (188,748)
16. The counties of Haskell, LeFlore and Latimer. (61,548)
17. The counties of Pushmataha, McCurtain and Choctaw. (65,127)
18. The counties of McIntosh and Pittsburg. (56,086)
19. The county of Bryan. (30,535)
20. The counties of Love, Carter, Murray, Johnston and Marshall. (84,132)
21. The counties of Garvin, McClain and Cleveland. (181,320)
22. The counties of Seminole, Hughes and Pontotoc. (74,409)
23. The counties of Lincoln and Pottawatomie. (81,840)
24. The counties of Okfuskee, Okmulgee and Creek. (109,310)
25. The counties of Coal and Atoka. (18,789)
26. The county of Canadian. (56,452)

Judicial Administrative Districts	Judicial Districts
Northeastern	10, 11, 12, & 13
Southeastern	16, 17, 19, & 25
Oklahoma-Canadian	7 & 26
Northwest-Panhandle	1, 2, & 4
South Central	20, 21, & 22
Tulsa-Pawnee	14
East Central	15, 18, & 24
North Central	8, 9, & 23
Southwestern	3, 5, & 6

Judges of the District Court

1st Judicial District - Beaver, Cimarron, Harper and Texas Counties

Honorable Frank M. Ogden, III	District Judge
Honorable Orvan J. Hanson	Associate District Judge
Honorable James F. Lane	Associate District Judge
Honorable George Harrison Leach	Associate District Judge
Honorable Herbert N. Standeven	Associate District Judge

2nd Judicial District - Beckham, Custer, Ellis, Greer, Harmon and Roger Mills Counties

Honorable Gary P. McGinn	District Judge
Honorable Charley W. Barton	Associate District Judge
Honorable David Eugene Brooks	Associate District Judge
Honorable William M. Fancher	Associate District Judge
Honorable Floyd 'Doug' Haught	Associate District Judge
Honorable Alan D. Markum	Associate District Judge
Honorable K. C. Perryman	Associate District Judge
Honorable Jacqueline P. Duncan	Special Judge

3rd Judicial District - Jackson, Kiowa, Tillman and Washita Counties

Honorable Paul Braun	District Judge
Honorable Loys Criswell	Associate District Judge
Honorable Ralph W. Emerson	Associate District Judge
Honorable Lloyd R. Reeder	Associate District Judge
Honorable Harrison Roe	Associate District Judge
Honorable Temple Bailey	Special Judge

4th Judicial District - Alfalfa, Blaine, Dewey, Garfield, Grant, Kingfisher, Major, Woods and Woodward Counties

Honorable Ray Dean Linder	District Judge
Honorable John W. Michael	District Judge
Honorable Richard W. Pickens	District Judge
Honorable Glenn D. Adams	Associate District Judge
Honorable Robert W. Collier	Associate District Judge
Honorable Mike Cunningham	Associate District Judge
Honorable Alan Rae Gottsch	Associate District Judge
Honorable Robert C. Lovell	Associate District Judge
Honorable Joseph P. Marak, Jr.	Associate District Judge
Vacancy	Associate District Judge
Honorable Wayne B. Smith	Associate District Judge
Honorable James A. Wilkinson	Associate District Judge
Honorable Kelly A. Hays	Special Judge

5th Judicial District - Comanche, Cotton, Jefferson and Stephens Counties

Honorable Jack L. Brock	District Judge
Honorable George W. Lindley	District Judge
Honorable J. Winston Raburn	District Judge
Honorable William M. Roberts	District Judge
Honorable Kenneth L. Youngblood	District Judge
Honorable David J. Aubrey	Associate District Judge
Honorable Chad Bledsoe	Associate District Judge
Honorable Joe H. Enos	Associate District Judge
Honorable P. C. Largent, Jr.	Associate District Judge
Honorable Jari Askins	Special Judge
Honorable Charles Allen McCall	Special Judge
Honorable Peter C. Moore	Special Judge

6th Judicial District - Caddo and Grady Counties

Honorable James R. Winchester	District Judge
Honorable Oteka L. Alford	Associate District Judge
Honorable David E. Powell	Associate District Judge
Honorable R.A. Gardner	Special Judge
Honorable Karen Ivy	Special Judge

7th Judicial District - Oklahoma County

Honorable John M. Amick	District Judge
Honorable James B. Blevins	District Judge
Honorable Joe Cannon	District Judge
Honorable David M. Cook	District Judge
Honorable Leamon Freeman	District Judge
Honorable Bryan C. Dixon	District Judge
Honorable James L. Gullett	District Judge
Honorable William H. Henderson	District Judge
Honorable William S. Myers, Jr.	District Judge
Honorable Raymond Naifeh	District Judge
Honorable Charles L. Owens	District Judge
Honorable Jack R. Parr	District Judge
Honorable Arthur L. Rakestraw	District Judge
Honorable William R. Saied	District Judge
Honorable Manville T. Buford	Associate District Judge
Honorable Robert M. Beck	Special Judge
Vacancy	Special Judge
Honorable Richard Freeman	Special Judge
Honorable Sidney J. Gorelick	Special Judge
Honorable Lynnell Anderson Harkins	Special Judge
Vacancy	Special Judge
Honorable Niles Jackson	Special Judge
Honorable Charles C. Kelley	Special Judge
Honorable Daniel L. Owens	Special Judge
Honorable Stanley Pierce	Special Judge
Honorable Thomas C. Smith, Jr.	Special Judge
Honorable Joe Samuel Wallace	Special Judge
Honorable Creston B. Williamson	Special Judge
Honorable Major R. Wilson	Special Judge

8th Judicial District - Kay and Noble Counties

Honorable Lowell Doggett	District Judge
Vacancy	Associate District Judge
Honorable Kenneth P. Reed	Associate District Judge
Honorable Leslie D. Page	Special Judge

9th Judicial District - Logan and Payne Counties

Honorable Ray L. Wall	District Judge
Honorable Charles H. Headrick	Associate District Judge
Honorable Elizabeth McCallister	Associate District Judge
Honorable Lois Belden	Special Judge
Honorable Merle G. Smith, Jr.	Special Judge

10th Judicial District - Osage County

Honorable Don H. Hampton	District Judge
Honorable Mermon H. Potter	Associate District Judge
Honorable James Richard Pearman	Special Judge

11th Judicial District - Nowata and Washington Counties

Honorable John G. Lanning
Honorable Glenn H. Chappell
Honorable Janice P. Dreiling
Honorable Myrna L. Lansdown

District Judge
Associate District Judge
Associate District Judge
Special Judge

12th Judicial District - Craig, Mayes and Rogers Counties

Honorable William J. Whistler
Honorable Byron E. Williams
Honorable Edwin D. Carden
Honorable Jess B. Clanton, Jr.
Honorable W. M. Thomas
Honorable David A. Box

District Judge
District Judge
Associate District Judge
Associate District Judge
Associate District Judge
Special Judge

13th Judicial District - Delaware and Ottawa Counties

Honorable Sam C. Fullerton
Honorable Jon D. Douthitt
Honorable Larry Oakes
Honorable Martha S. Thompson

District Judge
Associate District Judge
Associate District Judge
Special Judge

14th Judicial District - Pawnee and Tulsa Counties

Honorable Daniel J. Boudreau
Honorable Robert E. Caldwell
Honorable Jay D. Dalton
Honorable Tony Graham
Honorable Clifford E. Hopper
Honorable Joe Jennings
Honorable Donald C. Lane
Honorable Robert F. Martin, Jr.
Honorable David L. Peterson
Honorable Robert J. Scott
Honorable Ronald L. Shaffer
Honorable David E. Winslow
Honorable Jane P. Wiseman
Honorable William R. Beasley
Honorable Douglas C. Revard
Honorable Sharron M. Bubenik
Honorable Thomas Crewson
Honorable Robert S. Farris
Honorable John M. Gasset
Honorable James H. Griffin
Honorable James B. Griffith
Honorable Russell Paul Hass
Honorable Edward James Hicks, III
Honorable John W. Kelson
Honorable Allen Klein
Honorable Gordon D. McAllister, Jr.
Honorable Hugh Rineer
Honorable Deborah C. Shallcross

District Judge
District Judge
District Judge
District Judge
District Judge
District Judge
District Judge
District Judge
District Judge
District Judge
District Judge
District Judge
District Judge
Associate District Judge
Associate District Judge
Special Judge
Special Judge
Special Judge
Special Judge
Special Judge
Special Judge
Special Judge
Special Judge
Special Judge
Special Judge
Special Judge
Special Judge
Special Judge
Special Judge
Special Judge
Special Judge
Special Judge
Special Judge
Special Judge

15th Judicial District - Adair, Cherokee, Muskogee, Sequoyah and Wagoner Counties

Honorable William H. Bliss	District Judge
Honorable Lyle Burris	District Judge
Honorable James E. Edmondson	District Judge
Honorable Bill E. Rogers	District Judge
Honorable Thomas H. Alford	Associate District Judge
Honorable Lynn Burris	Associate District Judge
Honorable John C. Garrett	Associate District Judge
Honorable Fred D. Jack Green	Associate District Judge
Honorable G. Bruce Sewell	Associate District Judge
Honorable Robin Watt Adair	Special Judge
Honorable A. J. Henshaw, Jr.	Special Judge

16th Judicial District - Haskell, Latimer and LeFlore Counties

Honorable George H. McBee	District Judge
Honorable Ted Knight	Associate District Judge
Honorable Robert Wayne Moore	Associate District Judge
Honorable Bruce Peterson	Associate District Judge
Honorable Michael D. Lee	Special Judge

17th Judicial District - Choctaw, McCurtain and Pushmataha Counties

Honorable G. Gail Craytor	District Judge
Honorable John A. Benson	Associate District Judge
Honorable Lowell R. Burgess, Jr.	Associate District Judge
Honorable James R. Wolfe	Associate District Judge
Honorable Robin Cauthron	Special Judge

18th Judicial District - McIntosh and Pittsburg Counties

Honorable Robert A. Layden	District Judge
Honorable Joseph M. LeMasters, Jr.	Associate District Judge
Honorable Steven Taylor	Associate District Judge
Honorable Kirk B. Pyle	Special Judge

19th Judicial District - Bryan County

Honorable Joe C. Taylor	District Judge
Honorable Billy A. Mickle	Associate District Judge
Honorable Rocky L. Powers	Special Judge

20th Judicial District - Carter, Johnston, Love, Marshall, and Murray Counties

Honorable Woodrow George	District Judge
Honorable Gary L. Lumpkin	District Judge
Honorable Stanley Anderson	Associate District Judge
Honorable Timothy K. Colbert	Associate District Judge
Vacancy	Associate District Judge
Honorable Charles A. Milor, II	Associate District Judge
Honorable Thomas S. Walker	Associate District Judge
Honorable BeBe L. Bridges	Special Judge

21st Judicial District - Cleveland, Garvin and McClain Counties

Honorable J. Kenneth Love	District Judge
Honorable E. Michael McDanel	District Judge
Honorable Preston A. Trimble	District Judge
Honorable Alan J. Couch	Associate District Judge
Honorable Noah Howard Ewing, Jr.	Associate District Judge
Honorable Max H. Scarce	Associate District Judge
Honorable Carroll J. Bowie	Special Judge
Honorable Gary M. Purcell	Special Judge
Honorable J. Andrew Williams	Special Judge

22nd Judicial District - Hughes, Pontotoc and Seminole Counties

Honorable Gary R. Brown	District Judge
Honorable Ronald L. Jones	District Judge
Honorable Gordon R. Melson	District Judge
Honorable Bill Biggers	Associate District Judge
Honorable Jesse D. Green	Associate District Judge
Honorable Greggory M. Smith	Associate District Judge
Honorable John D. Miller	Special Judge
Honorable Lee Stilwell	Special Judge

23rd Judicial District - Lincoln and Pottawatomie Counties

Honorable Glenn Dale Carter	District Judge
Honorable Milton C. Craig	District Judge
Honorable Marshall Basham	Associate District Judge
Vacancy	Associate District Judge
Honorable Jesse R. Field	Special Judge

24th Judicial District - Creek, Okfuskee and Okmulgee Counties

Honorable Edgar R. Boatman	District Judge
Honorable John D. Maley	District Judge
Honorable Jess I. Miracle	District Judge
Honorable Donald D. Thompson	District Judge
Honorable Charles S. Woodson	District Judge
Honorable Anne Moroney	Associate District Judge
Honorable Franklin D. Rahhal	Associate District Judge
Honorable Streeter Speakman	Associate District Judge
Honorable Charles M. Humphrey, III	Special Judge
Honorable April Sellers White	Special Judge

25th Judicial District - Atoka and Coal Counties

Honorable J. Douglas Gabbard, II	District Judge
Honorable Harrell F. Followell	Associate District Judge
Honorable Richard E. Mayfield	Associate District Judge

26th Judicial District - Canadian County

Honorable Ed Cunningham	District Judge
Honorable Reta M. Chaney Strubhar	Associate District Judge
Honorable John Louis Wolking	Special Judge

Clerks of the District Court

County	Clerk	County	Clerk
Adair	Lou N. Rhoads	Murray	Tommie Thompson
Alfalfa	Sherri Whitlow	Muskogee	Nadine Harnage
Atoka	Helen Walker	Noble	Marilyn Mills
Beaver	Pearl Haskell	Nowata	Mary Shults
Beckham	Layton W. Broddrick	Okfuskee	Judith G. Anthony
Blaine	Lorraine Mach	Oklahoma	Tom Petuskey
Bryan	Louise Gentry	Okmulgee	Wanda Johns
Caddo	Marilyn Morrison	Osage	Helen J. Christenson
Canadian	Clyde G. Miller	Ottawa	Earl Gonce
Carter	Billie Williams	Pawnee	Elaine Tannahill
Cherokee	Elizabeth Ann Lamons	Payne	Sandra Ness
Choctaw	Opal Henderson	Pittsburg	Dortha Glover
Cimarron	LaVerne Wells	Pontotoc	Wayne Joplin
Cleveland	Norma Nichols	Pottawatomie	Ruby Poe
Coal	Betty McCurry	Pushmataha	Kathy Chapman
Comanche	Janice Mitchell	Roger Mills	Donald Campbell
Cotton	Lana Mallow	Rogers	June Lunsford
Craig	Julia Patrick	Seminole	Edra J. Harrison
Creek	Pat Hobbs	Sequoyah	Kathy Reed
Custer	Irene Pruitt	Stephens	Priscilla Harper
Delaware	Judy E. Larmon	Texas	Twila Fenton
Dewey	Doris Oakes	Tillman	Lois Kent
Ellis	Dona Folks	Tulsa	Don E. Austin
Garfield	Harriett Hamm	Wagoner	Diana Jones
Garvin	Elden L. Michael	Washington	Rosalie Cowan
Grady	Glenda Fenimore	Washita	Alvin Ernst
Grant	Emma Jean Hamilton	Woods	A. Jean Young
Greer	Punky Smith	Woodward	Elveta Hughes
Harmon	Gayle Lewis		
Harper	Twila Easterwood		
Haskell	Denise Sloan		
Hughes	Donna Hamilton		
Jackson	Kay Beltz		
Jefferson	Linda Graham		
Johnston	Judy Beavers		
Kay	Glenda Coussens		
Kingfisher	Gladys Rivers		
Kiowa	Deanna Bonner		
Latimer	Frank Prock		
LeFlore	Betty Cooper		
Lincoln	Opal Wilbanks		
Logan	Lois Webb		
Love	Faye Suggs		
Major	Vada Major		
Marshall	Donna Rogers		
Mayes	Eloise Gist		
McClain	Joyce Mosely		
McCurtain	Sam Hess		
McIntosh	Bobbie Solesbee		

The Court on the Judiciary

The Court on the Judiciary consists of a trial division and an appellate division. The trial division is composed of nine members, eight of whom are district judges, senior in service and under the age of 60, and one active member of the Oklahoma Bar Association, chosen by its Board of Governors. The appellate division is composed of two members of the Supreme Court, chosen by the court; one member of the Court of Criminal Appeals, selected by the court; one active member of the Oklahoma Bar Association, chosen by its Board of Governors; and five district judges senior in service and under the age of 65. Each division of the Court on the Judiciary selects its presiding judge.

Any justice or judge of any court is subject to removal from office or compulsory retirement by

proceedings in the Court on the Judiciary. Jurisdiction of the trial division of the Court on the Judiciary may be invoked by a petition filed by the Supreme Court or the Chief Justice, the Governor, the Attorney General, the Executive Director of the Oklahoma Bar Association (upon direction by the Board of Governors) or by resolution of the House of Delegates, or by resolution of the House of Representatives of the State of Oklahoma. After a full hearing, the trial division renders its judgment. From any judgment of the trial division, the respondent or the prosecutor may appeal to the appellate division which may affirm, modify, or reverse the judgment.

Court on the Judiciary Activity

<u>Trial Division</u>		<u>Appellate Division</u>	
1982	2	1982	1
1983	0	1983	0
1984	0	1984	0
1985	1	1985	2*

*One case was an original action seeking a writ of prohibition.

Members of the Court on the Judiciary

Trial Division

William J. Whistler	District Judge
Joe C. Taylor	District Judge
Charles Owens	District Judge
Preston A. Trimble	District Judge
Robert Martin	District Judge
Charles S. Woodson	District Judge
Ray Lee Wall	District Judge
Winston J. Raburn	District Judge
Jim F. Gassaway	Attorney

Appellate Division

Alma Wilson	Supreme Court Justice
Yvonne Kauger	Supreme Court Justice
Ed Parks	Court of Criminal Appeals Judge
Don Hampton	District Judge
Jack R. Parr	District Judge
Joe Jennings	District Judge
John Maley	District Judge
Jack Brock	District Judge
Harry L. Bickford	Attorney

The Council on Judicial Complaints

The Council on Judicial Complaints was established as the investigatory body for the Court on the Judiciary. The council is empowered to investigate all complaints made against a member of the Judiciary, who by reason of his or her office is subject to the jurisdiction of the Court on the Judiciary. The Council may dismiss a complaint or

recommend that the matter be made the subject of proceedings before the Court on the Judiciary.

The council consists of three members, with two being members of the Oklahoma Bar Association. They serve five-year terms. The Administrative Director of the Courts serves as ex officio secretary to the council.

Larry Hammer, Chairman
Appointed by President Pro Tempore of the Senate

Jerry McCombs, Vice-Chairman
Appointed by Speaker of the House of Representatives

Keith McMillin
Appointed by President of the Oklahoma Bar Association

COUNCIL ON JUDICIAL COMPLAINTS ACTIVITY

Fiscal Year	Complaints Filed*	Complaints Disposed	Dismissed	Petition Filed Invoking the Jurisdiction of the Court on the Judiciary
1982	28	22	22	0
1983	54	40	40	0
1984	43	30	30	0
1985	72	93	89	1

*The number of complaints filed are not reflected on a one-complaint-to-one person basis, but may include more than one complaint filed against an individual.

The Judicial Nominating Commission

When a vacancy in a judicial office occurs, the role of the Judicial Nominating Commission comes into play. It is the responsibility of the commission to accept applications for the judicial vacancy, select three nominees and submit the names of the nominees to the Governor and the Chief Justice. The Governor shall, within sixty days, appoint a nominee to fill the vacancy. If the Governor fails to do so, the Chief Justice makes the appointment. The Administrative Office of the Courts assists the Judicial Nominating Commission in its duties.

The Judicial Nominating Commission consists of thirteen members. Six of the members are appointed by the Governor, one from each of the six congressional districts existing in 1967. These persons may not be lawyers. The active members of the Oklahoma Bar Association elect six lawyers, one from each of the six 1967 congressional districts. A thirteenth at-large member who may not be a lawyer, is appointed by eight or more of the members. The members elect a chairman to serve a one-year term.

Members of the Judicial Nominating Commission

James M. Sturdivant, Chairman
Elected by Oklahoma Bar Association

A. Camp Bonds
Elected by Oklahoma Bar Association

Alan B. McPheron
Elected by Oklahoma Bar Association

Mark A. Ashton
Elected by Oklahoma Bar Association

D. Kent Meyers
Elected by Oklahoma Bar Association

Jim Bob Wright
Elected by Oklahoma Bar Association

Mrs. Joniece Frank Nelson
Appointed by Governor

Mary Geasland
Appointed by Governor

Sherman Floyd
Appointed by Governor

George Wilburn
Appointed by Governor

John Camp, III
Appointed by Governor

Lurline Mabrey
Appointed by Commission Members

Vacancy
Appointed by Governor

ADMINISTRATION

The Administrative Office of the Courts

As authorized by the constitution and by statute, the Supreme Court appoints an Administrative Director of the Courts to assist the Chief Justice in exercising his administrative authority within the judicial branch of government. The duties and responsibilities of the Administrative Office of the Courts are grouped into three divisions -- financial services, court services and legal services.

Financial Services Division

Fiscal and personnel matters are handled by this division which is responsible for appropriated funding requests, budgets, accounting, payroll and logistical support for the Supreme Court, Court of Appeals and District Courts.

In performing its accounting function, the division receives and processes all expenditures from appropriated and dedicated funds, reconciles monthly statements of account and provides a unified purchasing system to secure goods and services.

In its personnel capacity, the division provides the administrative, accounting and clerical services necessary to maintain a work force of 487 judicial and nonjudicial personnel. This includes judges, trial court administrators, court reporters and secretaries for the District Courts and justices, judges, judicial assistants, clerks, marshals, referees, secretaries and administrative staff for the Supreme Court and Court of Appeals.

Court Services Division

This division is composed of sections providing a variety of services to the District Courts and the appellate courts. The areas of responsibility of the court services division include data processing (Oklahoma Court Information System), local court fund budget assistance and procedural reference service for court clerks.

The primary objective of the Oklahoma Court Information System is to provide automated case management and tracking to the District Courts and appellate courts in addition to the auxiliary information processing necessary for court operation. Initial plans call for total central information processing of all cases in the 18 counties with the largest caseloads. The balance of the counties will be served in the long-range plan by local micro-processor based units.

Currently Oklahoma County and Tulsa County are utilizing the system for all civil cases and three additional counties are projected to be added to the network before the end of Fiscal Year 1987.

In the appellate courts, the Appellate Case Tracking System provides data storage and retrieval capabilities for criminal as well as civil appeals.

The Administrative Office of the Courts utilizes the Court Information System to monitor all financial activities and caseload statistics in the District Courts. The system is also used for internal management functions such as payroll, judicial personnel tracking and court reporter licensing and tracking.

Legal Services Division

Due to the diversity of its duties, the Administrative Office of the Courts has contact with a number of groups in and outside of the court system. The legal services division interacts with judges, court clerks, court reporters, legislators and the general public.

Supplying legal information to various people in the court system is a primary function of this division. Besides conducting legal research, this includes monitoring legislation which would affect the courts, as it progresses through the legislative process.

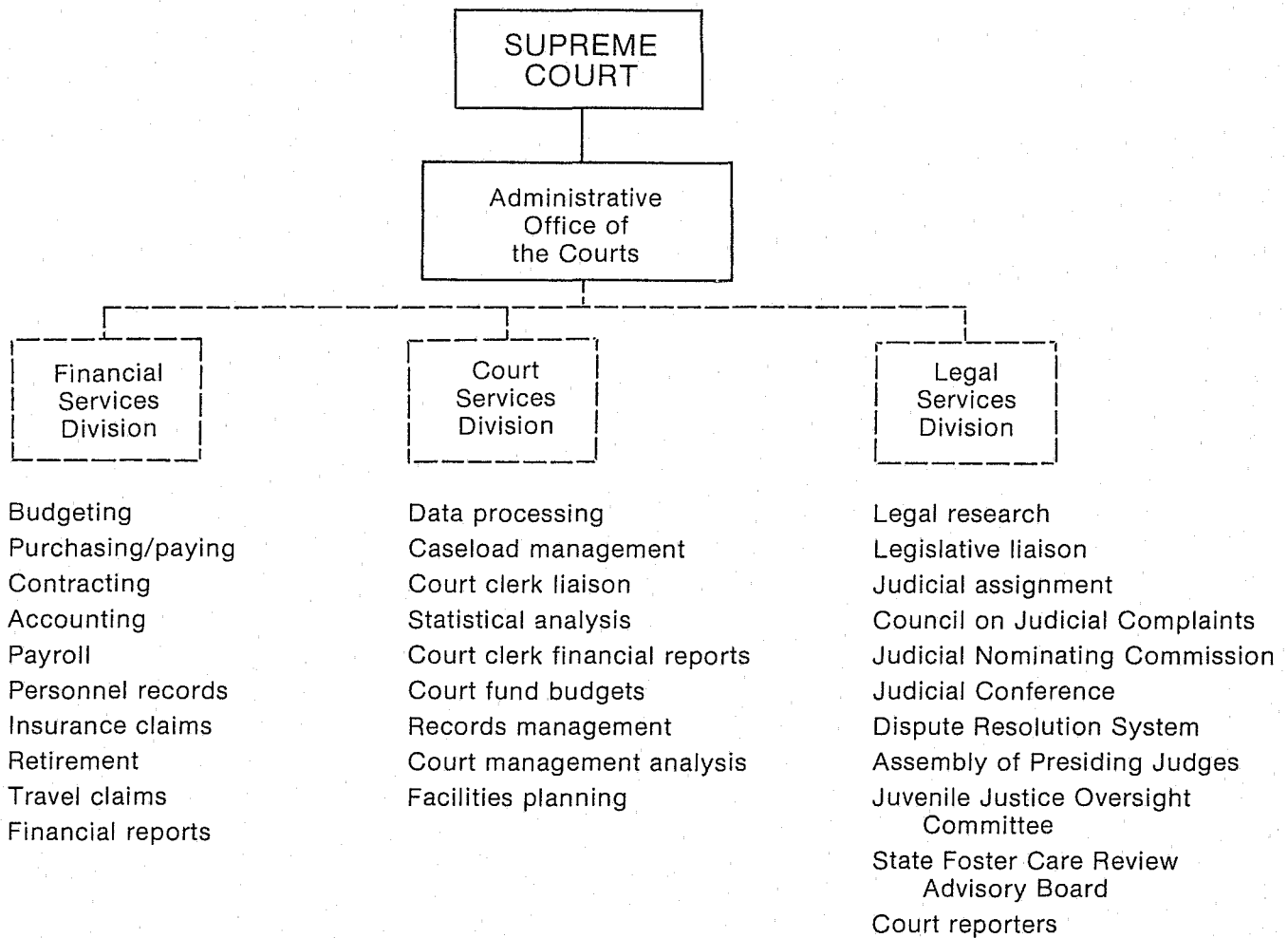
One such piece of legislation was recently enacted which requires that the Administrative

Director supervise and administer the Dispute Resolution System. This new duty will include receiving money (\$2 for every civil case filed) collected by 77 court clerks, depositing it in a revolving fund and approving applications from various dispute resolution centers across the state for disbursement of funds to be used for operational expenses.

Through the legal services division, the Administrative Office provides clerical assistance to the Council on Judicial Complaints, the Judicial Nominating Commission, the Oklahoma Judicial Conference, the Assembly of Presiding Judges, the Juvenile Oversight Committee and the State Foster Care Review Advisory Board.

Functional Organization

Administrative Office of the Courts



Administrative Office of the Courts

Staff Members

Charles E. Ferrell, Jr.
Administrative Director

Jonella J. Frank
Deputy Director

Bruce Spence
Director of Court Services

Jack Wampler
Director of Finance

Jan Alan

Lin Buchanan

Billy Copeland

Peggy Gattenby

Dale Hampton

Pat Hill

Edward Hou

Karen Howland

Larry Jobe

Frank Martin

Cherie Minnick

Lie Nie Poh

Renee Rath

Teresa Reeser

Betsy Reynolds

Joel Rhodes

Julie Rorie

Trish Slick

Mike Spence

T. Kay Sullivan

FUNDING

The Appropriation Process

The budget requests for the Supreme Court, Court of Appeals, and District Courts, as approved by the Supreme Court, are submitted to the executive branch annually for inclusion in the Governor's budget recommendation to the Legislature. Although the Governor's recommendation does not necessarily contain all requested items, the original request is provided to the legislative branch and all information is available for consideration during the appropriation process.

Appropriated amounts within each of the court bills are broken down to identify funding available by program, or basic activity, and type of expenditure, i.e. personnel or operations. Also contained in the bills are restrictions on personnel authorizations and selected expenditure items such as equipment and professional services contracts. Once approved by the Governor, total appropriations within a bill cannot be changed without further legislation. Individual items, including appropriations and limitations, within an appropriation bill may be adjusted by a Contingency Review Board consisting of the Governor, President Pro Tempore of the Senate, and Speaker of the House of Representatives.

When the appropriation process is complete, working budgets are prepared by the courts and submitted to the executive branch for approval. Until the budgets are approved, no obligations can be incurred against the appropriations.

Court Funding

The Oklahoma court system is funded from revenue that is appropriated by the Legislature and court-generated revenue which consists of fines, fees, and bond forfeitures collected by the 77 District Court Clerks and the Clerk of the Supreme Court. The day-to-day operating expenses of the District Courts and approximately 56% of personnel costs are derived from court-generated revenue. The remainder of costs for the District Courts, the Supreme Court and the Court of Appeals is funded from general revenue appropriations and the Worker's Compensation Administration Fund.

At the District Court level, the revenue received is used for the local operation of the District Courts. These expenses are for items such as juror and witness costs, supplies, utilities for space occupied by the courts, attorney fees for indigent defense, bailiff and part-time court clerk employees, per diem court reporters, furniture, equipment purchases and equipment rentals. Additional expenses include payments required by statute to be paid to the Judicial Retirement System, Law Enforcement Training Fund and the County General Fund.

On a quarterly basis, each District Court Clerk files a report with the Administrative Office of the Courts that lists the local expenses and revenues and submits a deposit for the State Judicial Fund. The fees received by the Clerk of the Supreme Court are deposited directly into the State Judicial Fund. Two other sources of money for the State Judicial Fund are surplus funds transferred from the law libraries and court reporter license fees.

The State Judicial Fund is a continuous fund and not subject to fiscal year limitations. However, an appropriation is made by the Legislature from the State Judicial Fund for a portion of District Court operations. Some direct costs of the Supreme Court are paid from the State Judicial Fund and require no legislative appropriation. These costs are jury trials where the local court fund is insolvent, costs related to criminal change of venue, attorney fees for indigent defendants charged with first degree murder, expenses related to the Council on Judicial Complaints, and expenses of the State Board of Examiners of Official Shorthand Reporters.


The general funding trend for the courts the past four fiscal years has been toward a slight decrease in the overall funding for courts as a portion of the total state budget (1.01% in 1982 to .9% in 1985) and a substantial increase in the portion of court-generated funding utilized. Four years ago the appropriation for District Courts was 70% General Revenue Fund and 30% State Judicial Fund while the Supreme Court was funded 100% by General Revenue. This fiscal year both appropriations were funded 35% by General Revenue and 65% by court-generated revenues.*

*Including State Judicial Fund and Workers' Compensation Administration Fund.

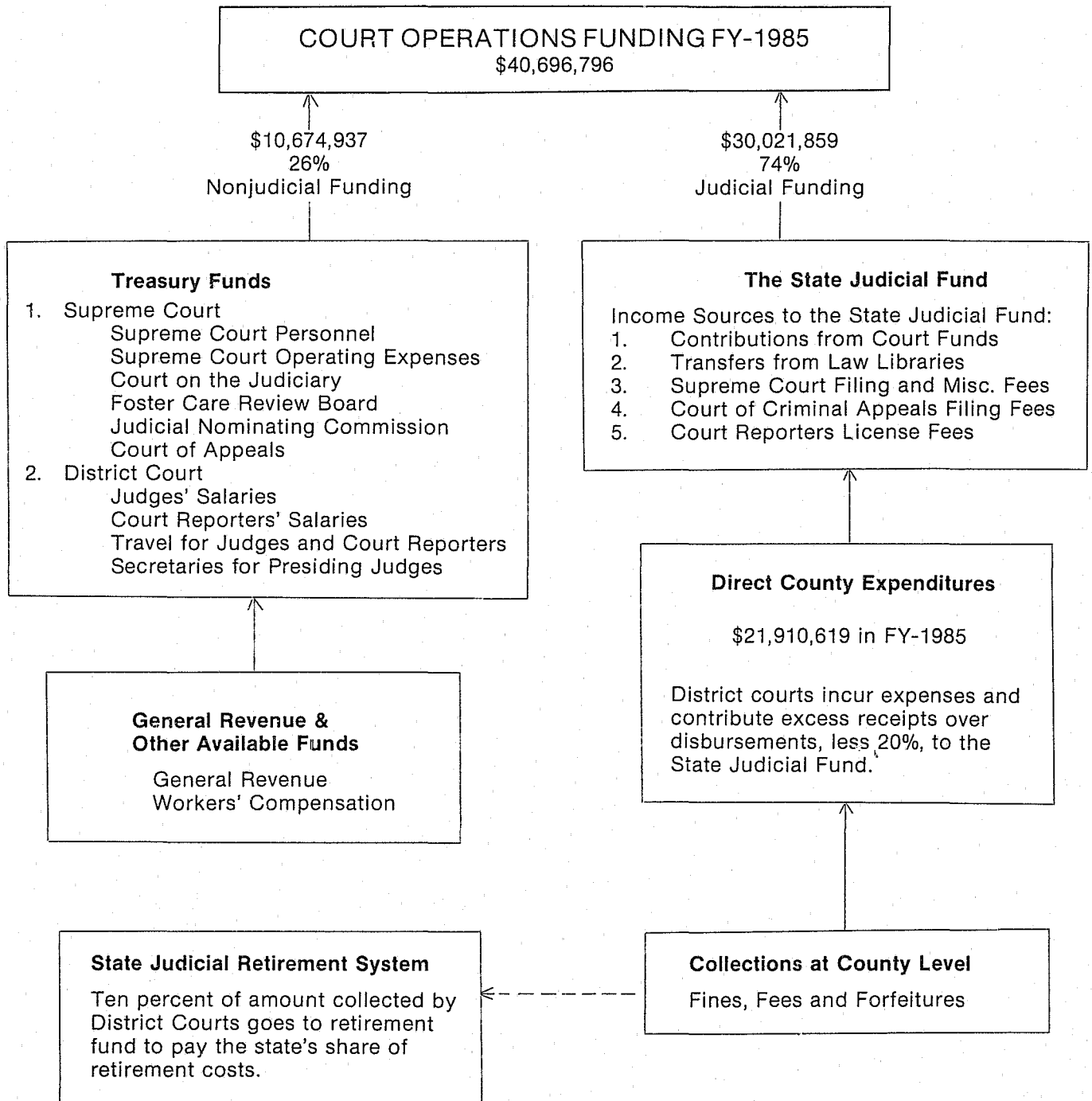
Total FY-85 Appropriations

Appropriations for the operating expenses of all departments and agencies of state government totalled \$2,215,070,518 for Fiscal Year 1985. The appropriation from the General Revenue Fund for the operating expenses of the Judiciary was \$6,270,214. The Legislature also appropriated \$8,053,491 from the State Judicial Fund and \$4,000,000 from the Workers' Compensation Administration Fund. The total appropriated

amount for the Supreme Court, Court of Criminal Appeals, Court of Appeals and District Courts was \$19,090,671. As illustrated in the chart below, General Revenue Fund, State Judicial Fund and Worker's Compensation Administration Fund appropriations for court operations comprised only .9% of the total appropriations for the operating expenses of all state agencies and branches of government.



Funding of the Court System



Expenditures from Local Court Funds

The following is an itemization of expenses from all the local Court Funds within the state. All amounts listed, except those indicated below, are expended within each respective county and are presented to illustrate the economic impact at the county level from a statewide perspective.

<u>County-Level Expenditures</u>	<u>Amount</u>	<u>Percent of Total</u>
Personnel*	\$ 4,730,183	21.5%
General Operating	3,665,240	16.7%
Attorney Fees	3,577,614	16.3%
Direct Payments to County General Funds	2,711,026	12.4%
Jurors	2,003,870	9.1%
Law Libraries	759,243	3.4%
Court Reporter Transcripts	392,681	1.7%
Witness Fees	392,626	1.7%
Physician Fees	115,283	1.0%
	<hr/> <hr/>	
TOTALS	\$18,347,766	83.8%
 <u>Payments to State</u>		
Judicial Retirement Fund	\$ 3,172,696	14.4%
Law Enforcement Training Fund	390,154	1.8%
	<hr/> <hr/>	
TOTALS	\$ 3,562,850	16.2%

*An additional \$17 million dollars in appropriated funds are paid to judicial employees (judges, court reporters) in the counties.

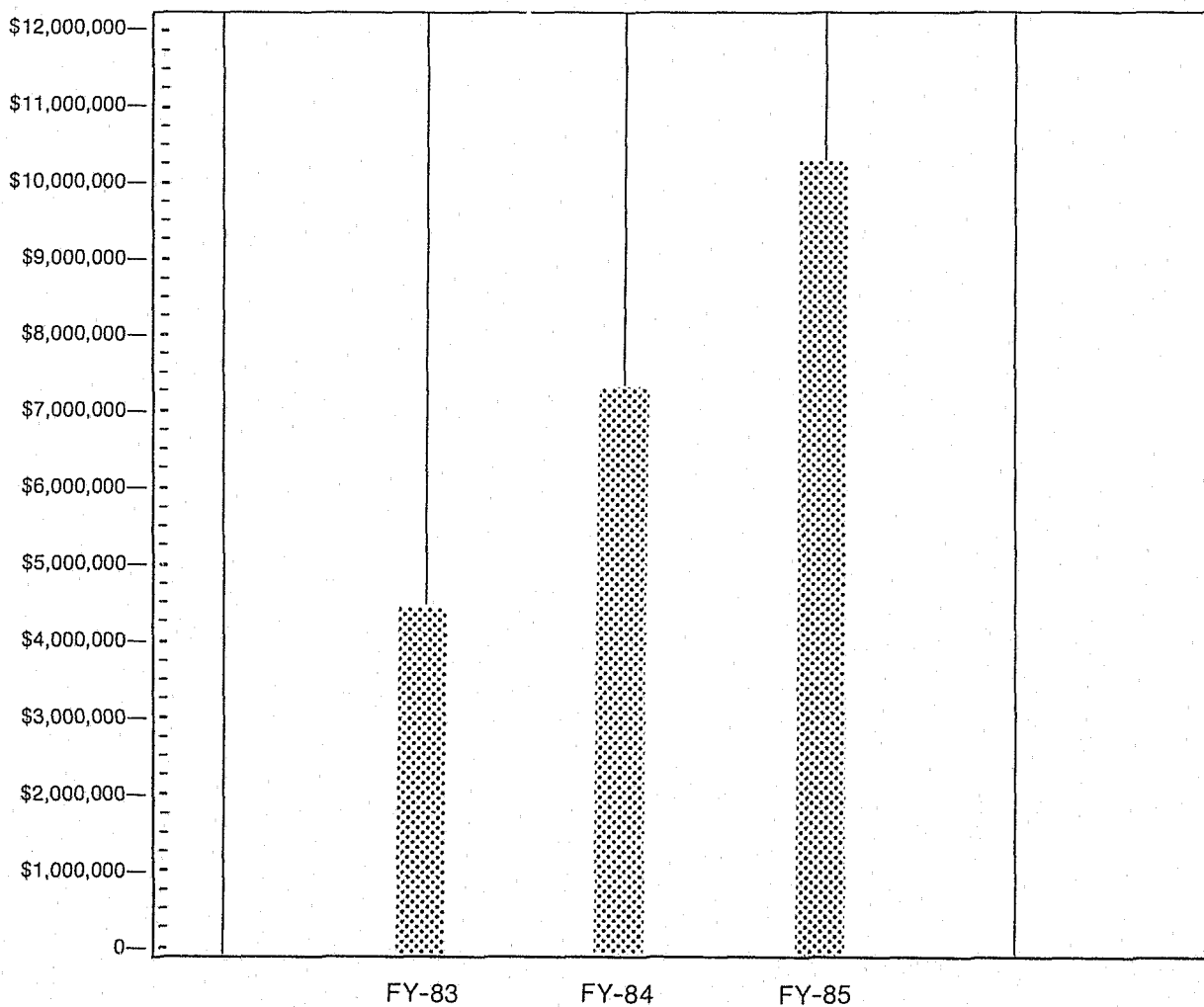
Contributions to State Judicial Fund

Counties Ranked by Contribution

Rank	County	FY-85 Contribution	Rank	County	FY-85 Contribution
1	Oklahoma	1,622,150	40	Pawnee	76,398
2	Tulsa	1,193,522	41	Delaware	70,851
3	Cleveland	681,468	42	Washington	69,934
4	Canadian	367,836	43	Love	69,190
5	Creek	337,151	44	Craig	69,105
6	Custer	242,256	45	Okfuskee	65,422
7	Grady	241,636	46	Hughes	60,900
8	Comanche	228,565	47	Rogers	59,821
9	Woodward	228,287	48	Jefferson	58,919
10	Wagoner	193,784	49	Cotton	51,242
11	Logan	191,397	50	Bryan	48,778
12	Pottawatomie	183,960	51	Choctaw	45,561
13	Caddo	181,923	52	Cimarron	43,377
14	Payne	165,863	53	Harper	40,984
15	Garvin	159,674	54	Jackson	38,299
16	Lincoln	147,454	55	Beaver	36,780
17	McClain	144,046	56	Tillman	36,315
18	Seminole	143,894	57	Osage	34,653
19	Kay	137,934	58	Nowata	33,052
20	Pontotoc	128,049	59	Grant	30,684
21	Sequoyah	127,589	60	Roger Mills	28,889
22	Pittsburg	122,160	61	Blaine	27,988
23	Okmulgee	119,614	62	Latimer	27,806
24	Kingfisher	115,861	63	Woods	27,267
25	McCurtain	115,399	64	Cherokee	26,628
26	Atoka	109,062	65	Johnston	26,214
27	LeFlore	108,113	66	Ellis	26,180
28	Murray	105,083	67	Alfalfa	26,011
29	Garfield	98,186	68	Pushmataha	24,785
30	Ottawa	97,542	69	Coal	22,368
31	Carter	96,337	70	Muskogee	22,034
32	Major	95,257	71	Kiowa	19,900
33	Beckham	92,040	72	Mayes	14,696
34	McIntosh	90,526	73	Harmon	14,372
35	Noble	90,104	74	Greer	11,991
36	Dewey	86,185	75	Haskell	5,279
37	Washita	81,804	76	Marshall	4,597
38	Stephens	80,205	77	Adair	1,299
39	Texas	77,268			

State Judicial Fund Total Contributions

Fiscal Year 1983	\$4,635,504
Fiscal Year 1984	\$7,229,624
Fiscal Year 1985	\$10,227,753



STATISTICAL SUMMARY

Statewide Statistics for District Courts

Included in this section are tables and graphs summarizing the caseload inventory of the District Courts for Fiscal Year 1985. Civil cases are categorized as general civil, domestic relations, small claims and probate. Criminal cases are either felony or misdemeanor.

These tables and graphs depict statewide totals. The Annual Report Statistical Appendix contains statistical data for each county and District Court judicial district.

Also included is a chart which ranks the District Court judicial districts according to population per authorized judgeship and cases filed per authorized judgeship. It should be noted that the chart

contains figures for Fiscal Year 1985 and therefore, does not include the four additional special judges authorized by legislation which went into effect on July 29, 1985.

The final chart in this section shows the total statewide cost of legal representation for indigents during the last three fiscal years. Payments are made on the state level from the State Judicial Fund to compensate attorneys who are appointed to represent indigents charged with Murder in the First Degree. At the local level, payments are made from the local court funds to public defender programs and for representation of indigents in criminal trials, criminal appeals and mental health proceedings.

District Court Caseload Inventory

Statewide Summary*

July 1, 1984 - June 30, 1985

	<u>Cases Pending 7/01/84</u>	<u>Cases Filed</u>	<u>Total Caseload</u>	<u>Cases Disposed</u>	<u>Percent of Caseload Terminated</u>	<u>Pending 6/30/85</u>
General Civil	98,057	70,069	168,126	61,885	36.8	106,241
Domestic Relations	38,481	47,066	85,547	44,166	51.6	41,381
Divorce	25,484	33,182	58,666	31,426	53.5	27,240
Reciprocal Support						
Incoming	4,610	2,591	7,201	1,991	27.6	5,210
Outgoing	2,520	1,224	3,744	853	22.7	2,891
Other	5,867	10,069	15,936	9,896	62.1	6,040
Small Claims	65,458	87,008	152,466	81,646	53.5	70,820
Probate	24,530	16,771	41,301	15,558	37.6	25,743
Felony	40,651	26,898	67,549	24,026	35.5	43,523
D.U.I.	940	2,225	3,165	2,164	68.3	1,001
Other	39,711	24,673	64,384	21,862	33.9	42,522
Misdemeanor	108,472	261,052	369,524	243,149	65.8	126,375
D.U.I.	9,688	13,617	23,305	13,283	57.0	10,022
Traffic	70,922	214,949	285,871	200,235	70.0	85,636
Other	27,862	32,486	60,348	29,631	49.1	30,717
GRAND TOTALS	375,649	508,864	884,513	470,430	53.2	414,083

*For statistical information for each county, refer to the Annual Report Statistical Appendix.

District Court Caseload Inventory

Method of Disposition of Civil Cases

Statewide Summary*

July 1, 1984 - June 30, 1985

	<u>Total Cases Disposed</u>	<u>Nonjury Trial</u>	<u>Jury Trial</u>	<u>Dismissed/ Withdrawn/ Settled</u>	<u>Uncontested/ Default Judgment</u>
General Civil	61,885	13,371	995	23,284	24,235
Domestic Relations	44,166	12,462	16	9,828	21,860
Divorce	31,426	9,609	9	5,346	16,462
Reciprocal Support					
Incoming	1,991	349	2	785	855
Outgoing	853	95	0	345	413
Other	9,896	2,409	5	3,352	4,130
	<u>Total Cases Disposed</u>	<u>Nonjury Trial</u>	<u>Voluntary Dismissal</u>	<u>Dismissed/ Default Judgment</u>	<u>Failure to Prosecute</u>
Small Claims	81,646	23,955	14,418	30,578	12,695
	<u>Total Cases Disposed</u>		<u>Contested</u>	<u>Without Contest</u>	
Probate	15,558		310	15,248	

*For statistical information for each county, refer to the Annual Report Statistical Appendix.

District Court Caseload Inventory

Method of Disposition of Criminal Cases

Statewide Summary*

July 1, 1984 - June 30, 1985

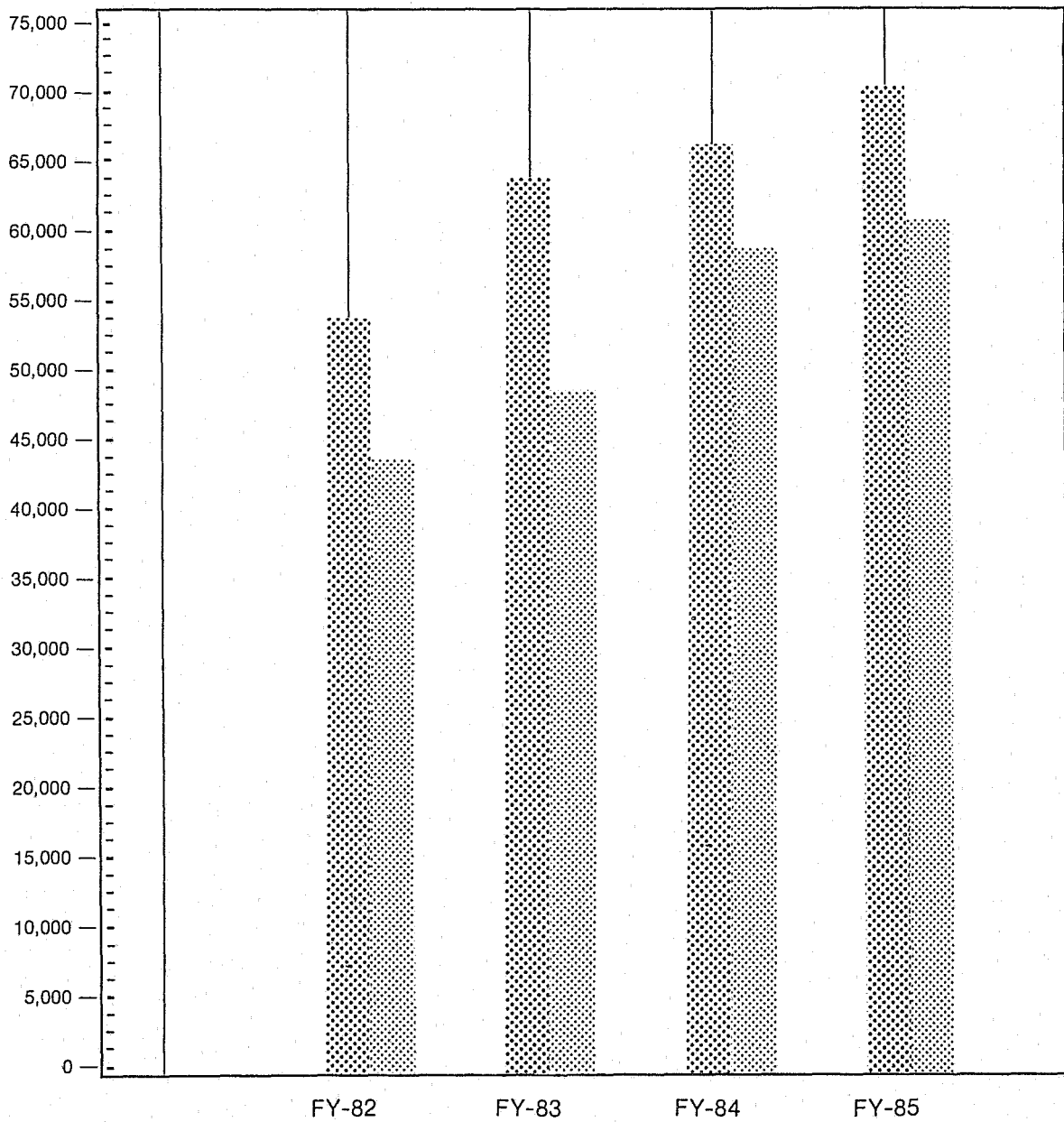
	<u>Total Dispositions</u>	<u>Nonjury Trials</u>	<u>Jury Trials</u>	<u>Guilty Pleas</u>	<u>Dismissed</u>
Felony	24,026	1,089	682	15,042	7,213
D.U.I.	2,164	92	35	1,889	148
Other	21,862	997	647	13,153	7,065

	<u>Total Dispositions</u>	<u>Nonjury Dispositions</u>	<u>Jury Trials</u>	<u>Guilty Pleas</u>	<u>Bond Forfeitures</u>	<u>Dismissed</u>
Misdemeanor	243,149	6,148	283	176,888	27,645	32,185
D.U.I.	13,283	848	61	11,011	153	1,210
Traffic	200,235	4,438	39	147,032	25,874	22,852
Other	29,631	862	183	18,845	1,618	8,123

*For statistical information for each county, refer to the Annual Report Statistical Appendix.

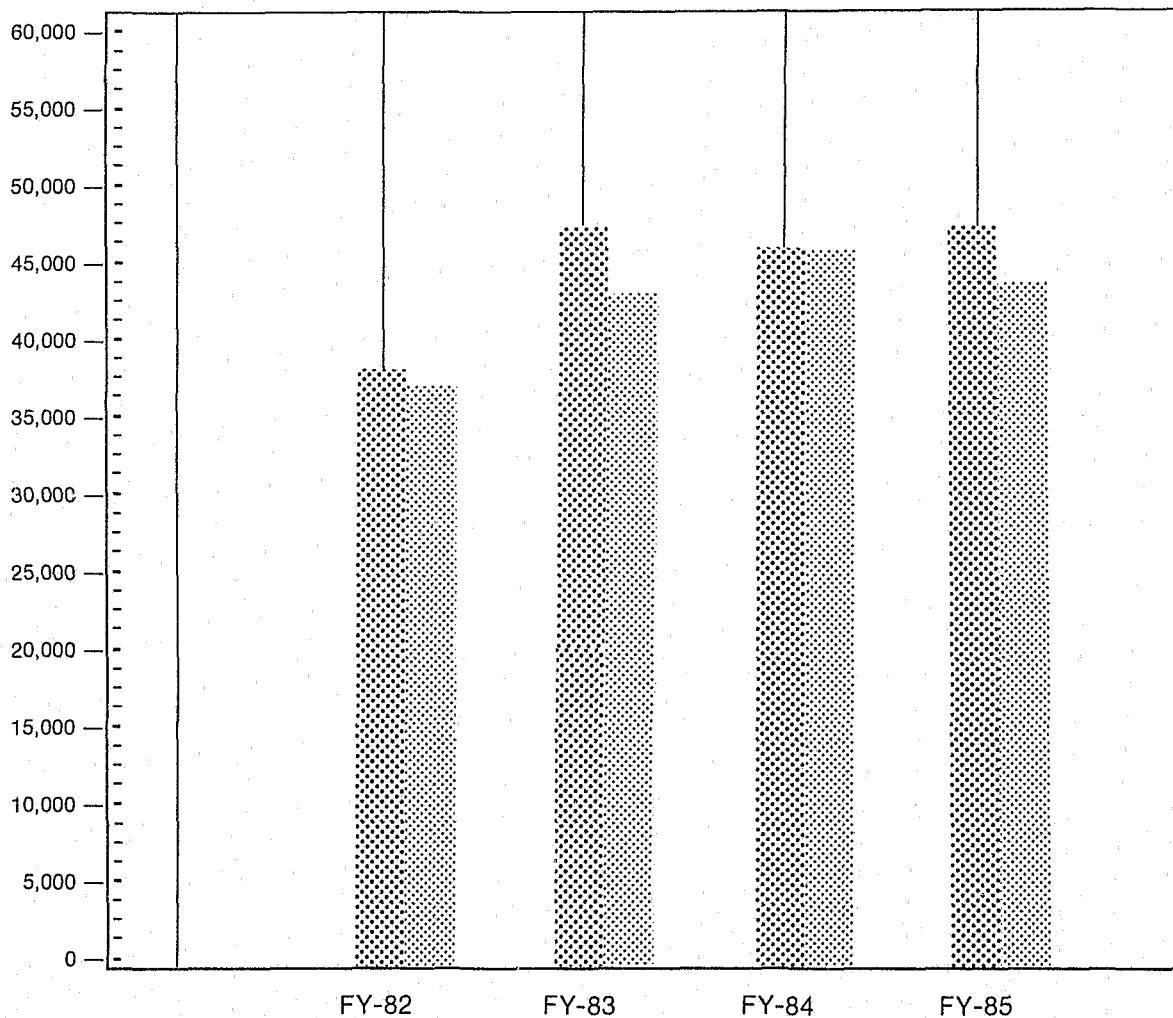
District Court Statewide Totals General Civil Cases

Fiscal Year	Cases Filed	Cases Disposed
1982	54,606	43,484
1983	64,167	48,609
1984	66,917	58,073
1985	70,069	61,885



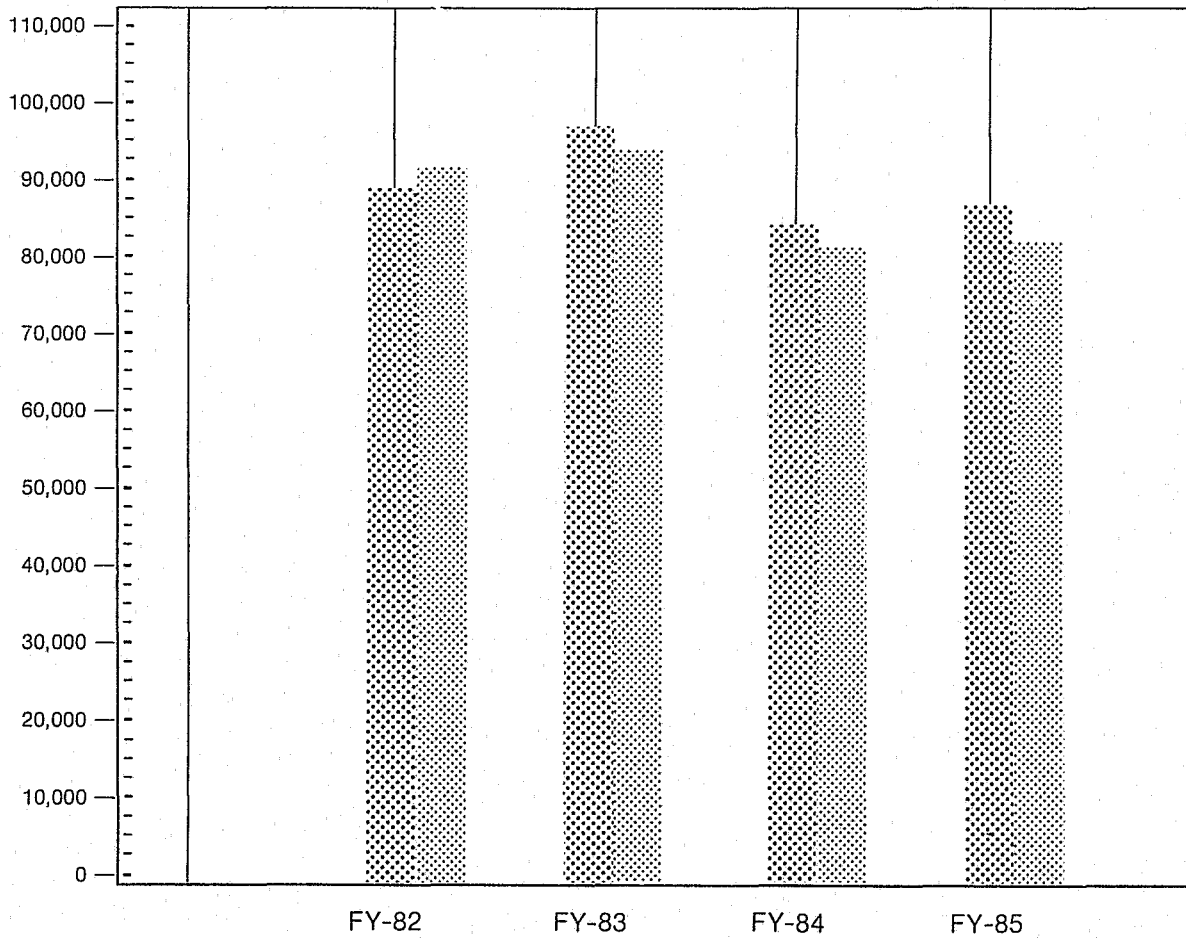
District Court Statewide Totals Domestic Relations Cases

Fiscal Year	Cases Filed	Cases Disposed
1982	37,511	36,637
1983	46,411	43,526
1984	45,841	45,804
1985	47,066	44,166



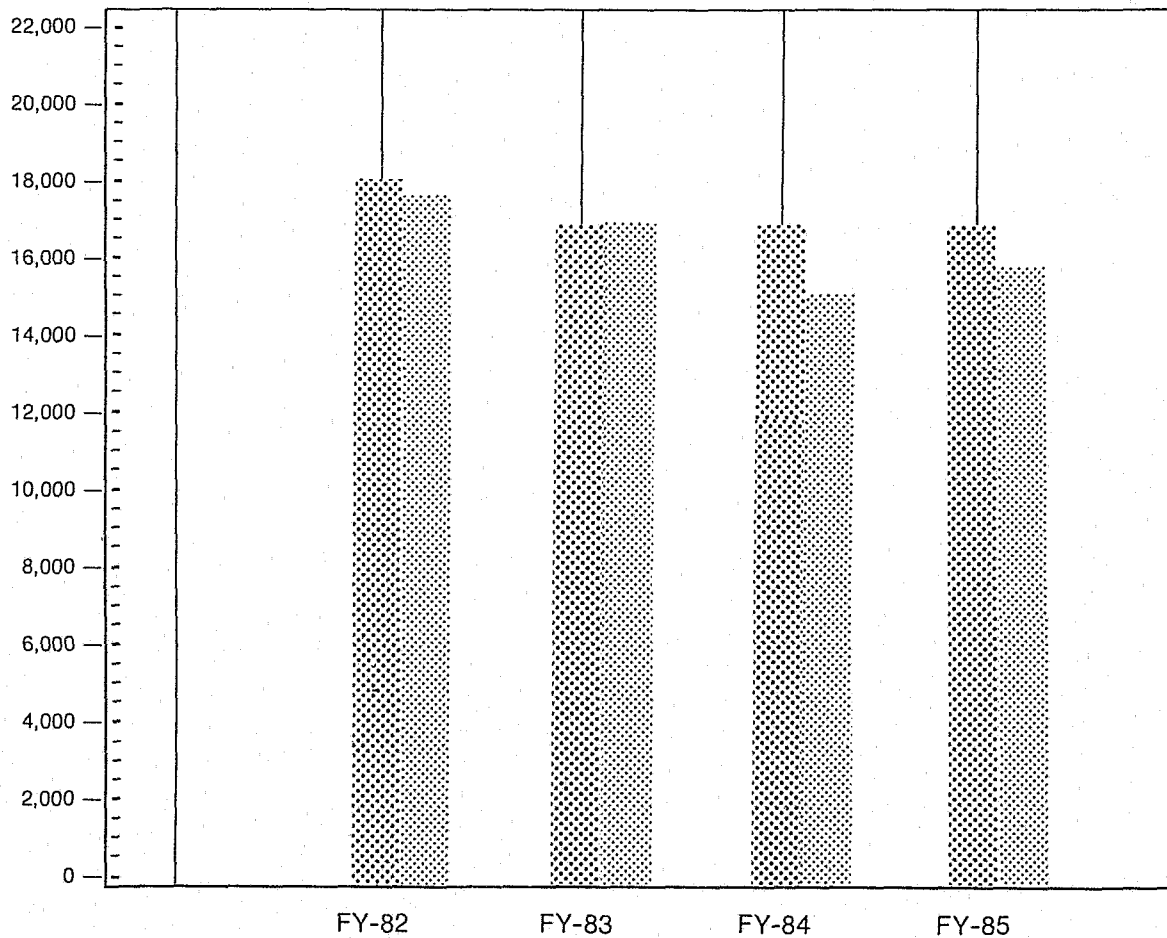
District Court Statewide Totals Small Claims Cases

Fiscal Year	Cases Filed	Cases Disposed
1982	89,308	91,809
1983	95,816	94,690
1984	85,181	81,239
1985	87,008	81,646



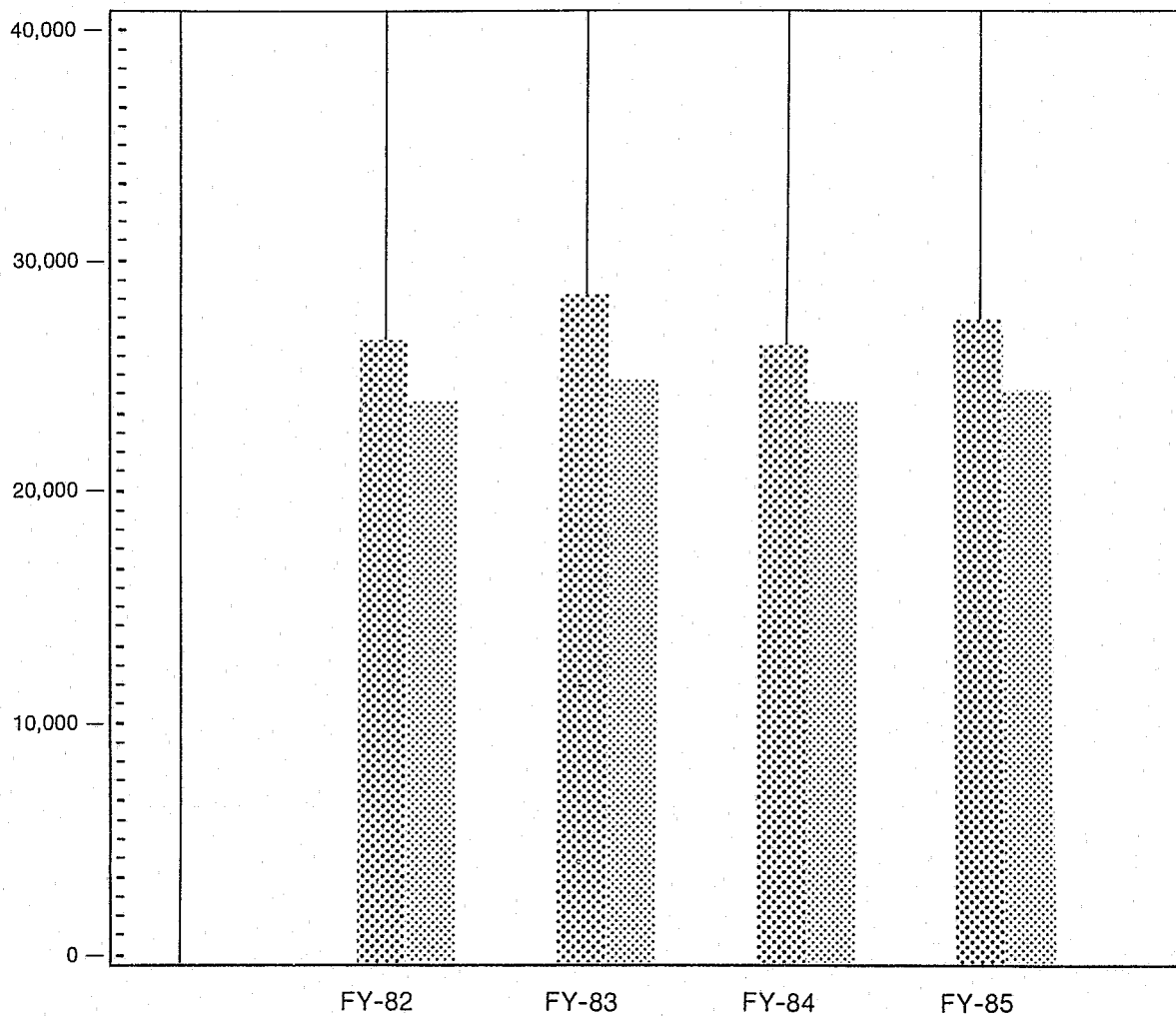
District Court Statewide Totals Probate Cases

Fiscal Year	Cases Filed	Cases Disposed
1982	18,060	17,647
1983	16,895	16,948
1984	16,705	14,991
1985	16,771	15,558



District Court Statewide Totals Felonies

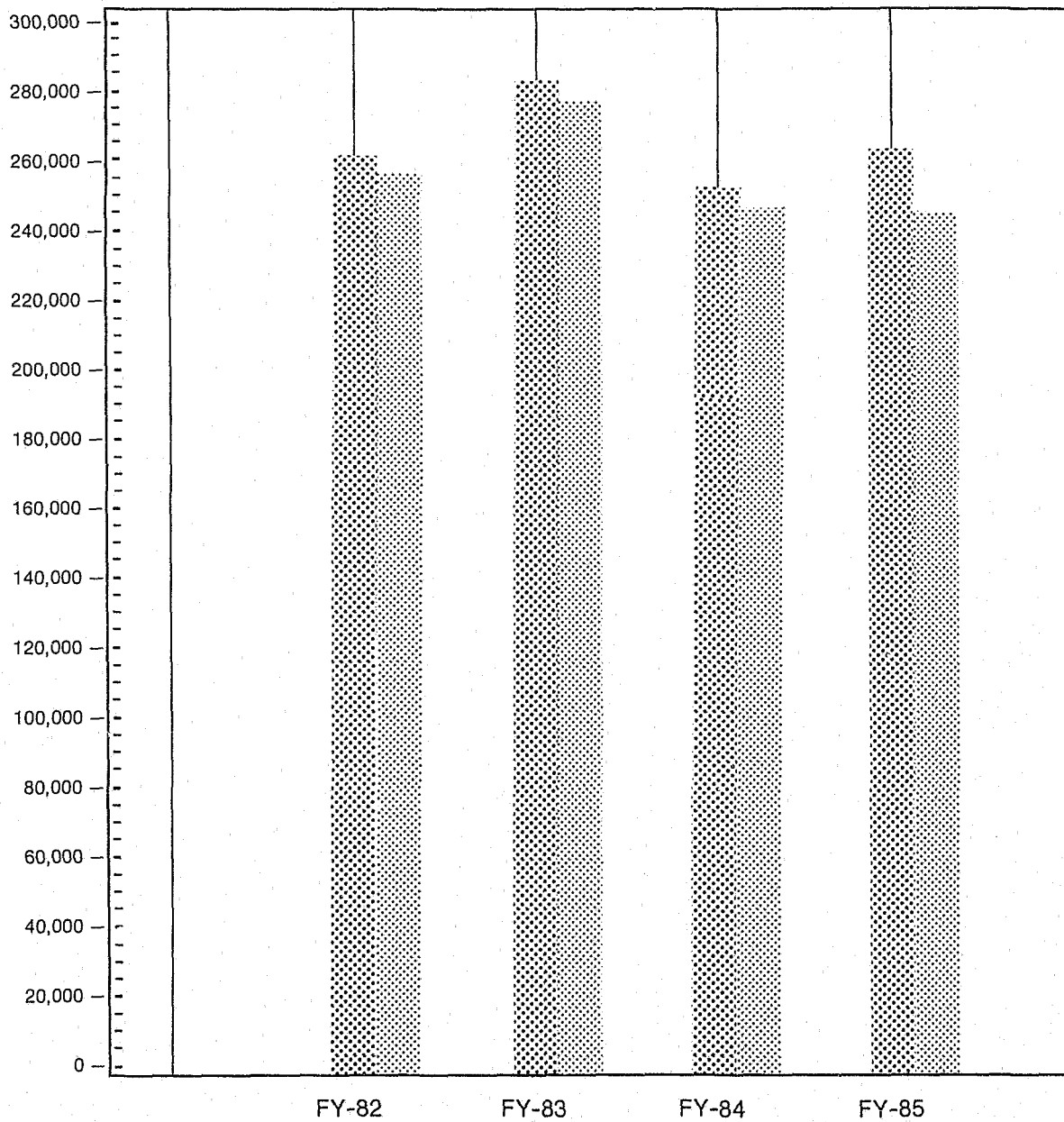
Fiscal Year	Cases Filed	Cases Disposed
1982	26,076	23,527
1983	28,283	24,563
1984	26,128	23,173
1985	26,898	24,026



District Court Statewide Totals Misdemeanors

(Including Misdemeanor Traffic)

Fiscal Year	Cases Filed	Cases Disposed
1982	260,916	256,050
1983	282,870	277,998
1984	251,385	245,787
1985	261,052	243,149



POPULATION AND CASES PER JUDGE

by Judicial Districts

Judicial District	Authorized Judgeships	District Population	Population Per Judge	Rank	District Case Filings	Cases Filed Per Judge	Rank
1	5	32,896	6,579	25	7,353	1,471	25
2	7	67,180	9,597	23	15,669	2,238	13
3	6	69,263	11,544	19	10,608	1,768	22
4	13	150,834	11,603	18	27,364	2,105	15
5	12	171,396	14,283	11	24,633	2,053	17
6	5	70,395	14,079	13	15,822	3,164	6
7	28	568,933	20,319	1	82,927	2,962	9
8	4	61,425	15,356	9	12,771	3,193	5
9	5	89,316	17,863	5	17,519	3,504	2
10	3	39,327	13,109	15	5,748	1,916	21
11	4	59,599	14,900	10	5,752	1,438	26
12	6	93,711	15,618	8	16,419	2,737	11
13	4	56,816	14,204	12	9,201	2,300	12
14	26	485,903	18,689	4	73,312	2,820	10
15	11	188,748	17,159	6	34,707	3,155	8
16	5	61,548	12,310	17	8,101	1,620	23
17	5	65,127	13,025	16	10,984	2,197	14
18	4	56,086	14,022	14	12,834	3,209	4
19	3	30,535	10,178	22	6,220	2,073	16
20	8	84,132	10,517	21	15,426	1,928	20
21	9	181,320	20,146	2	29,767	3,307	3
22	8	74,409	9,301	24	12,192	1,524	24
23	5	81,840	16,368	7	15,808	3,162	7
24	10	109,310	10,931	20	20,054	2,005	19
25	3	18,789	6,263	26	6,090	2,030	18
26	3	56,452	18,817	3	11,583	3,861	1
TOTALS	202	3,025,290	-----	--	508,864	-----	--
		STATE MEAN	14,977			2,519	

Statewide Cost of Legal Representation for Indigents

Fiscal Year 1983

State Judicial Fund (Murder I)		\$159,571
Local Court Funds		\$3,091,704
Trial	1,869,546	
Appeal	50,786	
Mental Health	--	
Public Defender Programs	1,171,372	
TOTAL FOR FY-83		\$3,251,275

Fiscal Year 1984

State Judicial Fund (Murder I)		\$116,625
Local Court Funds		\$3,454,530
Trial	1,884,404	
Appeal	25,426	
Mental Health	86,756	
Public Defender Programs	1,457,944	
TOTAL FOR FY-84		\$3,571,155

Fiscal Year 1985

State Judicial Fund (Murder I)		\$143,734
Local Court Funds		\$3,577,615
Trial	1,912,185	
Appeal	16,027	
Mental Health	101,399	
Public Defender Programs	1,548,004	
TOTAL FOR FY-85		\$3,721,349

The Oklahoma Judiciary Annual Report for Fiscal Year 1985 and Statistical Appendix, printed by Executive Color Press, are issued by the Administrative Director of the Courts as authorized by 20 O.S. 1981, § 16.11. Six hundred fifty (650) copies of the Annual Report and five hundred fifty (550) copies of the Appendix have been prepared and distributed at the cost of \$7431.50. Copies of both have been deposited with the Publications Clearinghouse of the Oklahoma Department of Libraries.

CR sent
6-7-88

State of Oklahoma

The Judiciary

Annual Report For Fiscal Year 1985

109289
PE 2

STATISTICAL APPENDIX

HCJRS
FEB 23 1988
ACQUISITIONS

U.S. Department of Justice
National Institute of Justice

109289

This document has been reproduced exactly as received from the person or organization originating it. Points of view or opinions stated in this document are those of the authors and do not necessarily represent the official position or policies of the National Institute of Justice.

Permission to reproduce this copyrighted material has been granted by

Supreme Court of Oklahoma, Administrative
Office of the Courts

to the National Criminal Justice Reference Service (NCJRS).

Further reproduction outside of the NCJRS system requires permission of the copyright owner.

Table of Contents

STATISTICAL APPENDIX

————— INTRODUCTION —————		————— SMALL CLAIMS —————	
District Courts Statistical Information ..	2	Total Small Claims	
————— GENERAL CIVIL —————		Filed/Disposed	73
Total General Civil		Method of Disposition	78
Filed/Disposed	3	————— FELONY —————	
Method of Disposition	8	Total Felony	
————— DOMESTIC RELATIONS —————		Filed/Disposed	83
Total Domestic Relations		Method of Disposition	88
Filed/Disposed	13	Felony D.U.I.	
Method of Disposition	18	Filed/Disposed	93
Divorce		Method of Disposition	98
Filed/Disposed	23	Other Felony	
Method of Disposition	28	Filed/Disposed	103
Incoming Reciprocal Support		Method of Disposition	108
Filed/Disposed	33	————— MISDEMEANOR —————	
Method of Disposition	38	Total Misdemeanor	
Outgoing Reciprocal Support		Filed/Disposed	113
Filed/Disposed	43	Method of Disposition	118
Method of Disposition	48	Misdemeanor D.U.I.	
Other Domestic Relations		Filed/Disposed	123
Filed/Disposed	53	Method of Disposition	128
Method of Disposition	58	Misdemeanor Traffic	
————— PROBATE —————		Filed/Disposed	133
Total Probate		Method of Disposition	138
Filed/Disposed	63	Misdemeanor Non-Motor Vehicle	
Method of Disposition	68	Filed/Disposed	143
		Method of Disposition	148

Introduction

District Courts Statistical Information

The following pages contain the FY-85 caseload statistics for the 26 District Court judicial districts and the counties within each district. There are six major categories of cases reported -- general civil, domestic relations, probate, small claims, felony and misdemeanor. For each of these categories, the number of cases filed, disposed of and pending is first presented, followed by a numerical breakdown of the methods of disposition.

Three of the major categories are divided into more specific case classifications with filing and disposition totals provided for each subdivision. Domestic relations cases are broken down into divorce, incoming reciprocal support, outgoing reciprocal support and all others. Felony cases are divided into felony D.U.I. and all others. Misdemeanor cases are categorized as misdemeanor

D.U.I., traffic and non-motor vehicle misdemeanor.

Caution should be exercised in using these statistics as a means of determining judicial workloads. Judges spend a great deal of their time counseling, researching, traveling and performing administrative tasks. Courts in metropolitan areas face heavy and specialized caseloads. In other areas of the state, the distance between the towns in which court is held as well as the additional duties involved in working with multiple staffs are factors which must be taken into account.

Additionally, due to a variety of circumstances, no two cases are exactly alike although statistically, they are considered equal. Because there are factors involved which cannot be readily shown quantitatively, these things should be taken into consideration when the statistics are interpreted.

CASELOAD INVENTORY FOR
CIVIL LITIGATION
JULY 1, 1984 - JUNE 30, 1985

	CASES PENDING 7/01/84	CASES FILED	TOTAL CASELOAD	CASES DISPOSED	PERCENT OF CASELOAD TERMINATED	CASES PENDING 6/30/85
DISTRICT 01						
BEAVER	86	119	205	134	65.3	71
CIMARRON	35	42	77	48	62.3	29
HARPER	45	57	102	63	61.7	39
TEXAS	178	232	410	278	67.8	132
	-----	-----	-----	-----	-----	-----
DISTRICT TOTALS	344	450	794	523	65.8	271
DISTRICT 02						
BECKHAM	311	624	935	725	77.5	210
CUSTER	432	638	1,070	720	67.2	350
ELLIS	105	131	236	146	61.8	90
GREER	42	96	138	85	61.5	53
HARMON	22	53	75	61	81.3	14
ROGER MILLS	160	107	267	98	36.7	169
	-----	-----	-----	-----	-----	-----
DISTRICT TOTALS	1,072	1,649	2,721	1,835	67.4	886
DISTRICT 03						
JACKSON	238	249	487	185	37.9	302
KIOWA	156	133	289	123	42.5	166
TILLMAN	44	76	120	65	54.1	55
WASHITA	196	233	429	245	57.1	184
	-----	-----	-----	-----	-----	-----
DISTRICT TOTALS	634	691	1,325	618	46.6	707
DISTRICT 04						
ALFALFA	93	151	244	145	59.4	99
BLAINE	224	248	472	205	43.4	267
DEWEY	109	156	265	161	60.7	104
GARFIELD	669	1,524	2,193	1,289	58.7	904
GRANT	62	86	148	87	58.7	61
KINGFISHER	412	426	838	417	49.7	421
MAJOR	166	197	363	201	55.3	162
WOODS	101	99	200	107	53.5	93
WOODWARD	335	442	777	336	43.2	441
	-----	-----	-----	-----	-----	-----
DISTRICT TOTALS	2,171	3,329	5,500	2,948	53.6	2,552

CASELOAD INVENTORY FOR
CIVIL LITIGATION
JULY 1, 1984 - JUNE 30, 1985

	CASES PENDING 7/01/84	CASES FILED	TOTAL CASELOAD	CASES DISPOSED	PERCENT OF CASELOAD TERMINATED	CASES PENDING 6/30/85
DISTRICT 05						
COMANCHE	2,231	1,940	4,171	1,506	36.1	2,665
COTTON	62	109	171	110	64.3	61
JEFFERSON	66	84	150	117	78.0	33
STEPHENS	416	795	1,211	617	50.9	594
	-----	-----	-----	-----	-----	-----
DISTRICT TOTALS	2,775	2,928	5,703	2,350	41.2	3,353
DISTRICT 06						
CADDO	154	360	514	387	75.2	127
GRADY	677	1,103	1,780	1,025	57.5	755
	-----	-----	-----	-----	-----	-----
DISTRICT TOTALS	831	1,463	2,294	1,412	61.5	882
DISTRICT 07						
OKLAHOMA	24,622	19,107	43,729	17,802	40.7	25,927
	-----	-----	-----	-----	-----	-----
DISTRICT TOTALS	24,622	19,107	43,729	17,802	40.7	25,927
DISTRICT 08						
KAY	620	730	1,350	818	60.5	532
NOBLE	204	197	401	187	46.6	214
	-----	-----	-----	-----	-----	-----
DISTRICT TOTALS	824	927	1,751	1,005	57.4	746
DISTRICT 09						
LOGAN	191	438	629	395	62.8	234
PAYNE	584	904	1,488	678	45.5	810
	-----	-----	-----	-----	-----	-----
DISTRICT TOTALS	775	1,342	2,117	1,073	50.6	1,044
DISTRICT 10						
OSAGE	389	647	1,036	541	52.2	495
	-----	-----	-----	-----	-----	-----
DISTRICT TOTALS	389	647	1,036	541	52.2	495
DISTRICT 11						
NOWATA	234	261	495	272	54.9	223
WASHINGTON	601	570	1,171	778	66.4	393
	-----	-----	-----	-----	-----	-----
DISTRICT TOTALS	835	831	1,666	1,050	63.0	616

CASELOAD INVENTORY FOR
CIVIL LITIGATION
JULY 1, 1984 - JUNE 30, 1985

	CASES PENDING 7/01/84	CASES FILED	TOTAL CASELOAD	CASES DISPOSED	PERCENT OF CASELOAD TERMINATED	CASES PENDING 6/30/85
DISTRICT 12						
CRAIG	96	225	321	201	62.6	120
MAYES	279	565	844	541	64.1	303
ROGERS	450	717	1,167	680	58.2	487
	-----	-----	-----	-----	-----	-----
DISTRICT TOTALS	825	1,507	2,332	1,422	60.9	910
DISTRICT 13						
DELAWARE	406	393	799	355	44.4	444
OTTAWA	284	560	844	547	64.8	297
	-----	-----	-----	-----	-----	-----
DISTRICT TOTALS	690	953	1,643	902	54.9	741
DISTRICT 14						
PAWNEE	26	213	239	137	57.3	102
TULSA	47,712	13,976	61,688	9,370	15.1	52,318
	-----	-----	-----	-----	-----	-----
DISTRICT TOTALS	47,738	14,189	61,927	9,507	15.3	52,420
DISTRICT 15						
ADAIR	220	373	593	366	61.7	227
CHEROKEE	465	539	1,004	669	66.6	335
MUSKOGEE	1,678	1,646	3,324	1,431	43.0	1,893
SEQUOYAH	461	432	893	198	22.1	695
WAGONER	302	525	827	569	68.8	258
	-----	-----	-----	-----	-----	-----
DISTRICT TOTALS	3,126	3,515	6,641	3,233	48.6	3,408
DISTRICT 16						
HASKELL	147	158	305	151	49.5	154
LATIMER	76	104	180	102	56.6	78
LE FLORE	279	545	824	478	58.0	346
	-----	-----	-----	-----	-----	-----
DISTRICT TOTALS	502	807	1,309	731	55.8	578
DISTRICT 17						
CHOCTAW	212	156	368	170	46.2	198
MCCURTAIN	231	406	637	348	54.6	289
PUSHMATAHA	126	166	292	160	54.7	132
	-----	-----	-----	-----	-----	-----
DISTRICT TOTALS	569	728	1,297	678	52.2	619

CASELOAD INVENTORY FOR
CIVIL LITIGATION
JULY 1, 1984 - JUNE 30, 1985

	CASES PENDING 7/01/84	CASES FILED	TOTAL CASELOAD	CASES DISPOSED	PERCENT OF CASELOAD TERMINATED	CASES PENDING 6/30/85
DISTRICT 18						
MCINTOSH	170	297	467	311	66.6	156
PITTSBURG	534	845	1,379	835	60.5	544
	-----	-----	-----	-----	-----	-----
DISTRICT TOTALS	704	1,142	1,846	1,146	62.0	700
DISTRICT 19						
BRYAN	276	514	790	505	63.9	285
	-----	-----	-----	-----	-----	-----
DISTRICT TOTALS	276	514	790	505	63.9	285
DISTRICT 20						
CARTER	725	828	1,553	630	40.5	923
JOHNSTON	188	144	332	225	67.7	107
LOVE	89	100	189	106	56.0	83
MARSHALL	39	143	182	125	68.6	57
MURRAY	67	259	326	98	30.0	228
	-----	-----	-----	-----	-----	-----
DISTRICT TOTALS	1,108	1,474	2,582	1,184	45.8	1,398
DISTRICT 21						
CLEVELAND	994	3,264	4,258	2,942	69.0	1,316
GARVIN	410	536	946	519	54.8	427
MCCLAIN	464	528	992	555	55.9	437
	-----	-----	-----	-----	-----	-----
DISTRICT TOTALS	1,868	4,328	6,196	4,016	64.8	2,180
DISTRICT 22						
HUGHES	25	249	274	167	60.9	107
PONTOTOC	384	751	1,135	559	49.2	576
SEMINOLE	574	664	1,238	833	67.2	405
	-----	-----	-----	-----	-----	-----
DISTRICT TOTALS	983	1,664	2,647	1,559	58.9	1,088
DISTRICT 23						
LINCOLN	387	490	877	570	64.9	307
POTTAWATOMIE	555	1,308	1,863	1,419	76.1	444
	-----	-----	-----	-----	-----	-----
DISTRICT TOTALS	942	1,798	2,740	1,989	72.5	751

CASELOAD INVENTORY FOR
CIVIL LITIGATION
JULY 1, 1984 - JUNE 30, 1985

	CASES PENDING 7/01/84	CASES FILED	TOTAL CASELOAD	CASES DISPOSED	PERCENT OF CASELOAD TERMINATED	CASES PENDING 6/30/85
DISTRICT 24						
CREEK	1,093	1,493	2,586	1,378	53.2	1,208
OKFUSKEE	286	184	470	274	58.3	196
OKMULGEE	694	726	1,420	668	47.0	752
	<hr/>	<hr/>	<hr/>	<hr/>		<hr/>
DISTRICT TOTALS	2,073	2,403	4,476	2,320	51.8	2,156
DISTRICT 25						
ATOKA	108	223	331	252	76.1	79
COAL	29	85	114	76	66.6	38
	<hr/>	<hr/>	<hr/>	<hr/>		<hr/>
DISTRICT TOTALS	137	308	445	328	73.7	117
DISTRICT 26						
CANADIAN	1,244	1,375	2,619	1,208	46.1	1,411
	<hr/>	<hr/>	<hr/>	<hr/>		<hr/>
DISTRICT TOTALS	1,244	1,375	2,619	1,208	46.1	1,411
	<hr/>	<hr/>	<hr/>	<hr/>		<hr/>
STATEWIDE TOTALS	98,057	70,069	168,126	61,885	36.8	106,241

CASELOAD INVENTORY FOR
CIVIL DISPOSITIONS
JULY 1, 1984 - JUNE 30, 1985

	JURY TRIALS	NON-JURY TRIALS	DISMISSED WITHDRAWN/ SETTLED	UNCONTESTED	TOTAL DISPOSITIONS
DISTRICT 01					
BEAVER	5	19	64	46	134
CIMARRON	3	22	16	7	48
HARPER	1	10	47	5	63
TEXAS	2	110	100	66	278
	-----	-----	-----	-----	-----
DISTRICT TOTALS	11	161	227	124	523
DISTRICT 02					
BECKHAM	13	93	107	512	725
CUSTER	8	212	288	212	720
ELLIS	4	69	60	13	146
GREER	0	6	28	51	85
HARMON	1	10	20	30	61
ROGER MILLS	2	36	23	37	98
	-----	-----	-----	-----	-----
DISTRICT TOTALS	28	426	526	855	1,835
DISTRICT 03					
JACKSON	1	59	87	38	185
KIOWA	2	6	49	66	123
TILLMAN	2	9	20	34	65
WASHITA	2	14	127	102	245
	-----	-----	-----	-----	-----
DISTRICT TOTALS	7	88	283	240	618
DISTRICT 04					
ALFALFA	3	56	35	51	145
BLAINE	3	8	128	66	205
DEWEY	2	2	71	86	161
GARFIELD	8	354	394	533	1,289
GRANT	0	32	38	17	87
KINGFISHER	5	29	223	160	417
MAJOR	3	30	100	68	201
WOODS	0	21	38	48	107
WOODWARD	5	83	107	141	336
	-----	-----	-----	-----	-----
DISTRICT TOTALS	29	615	1,134	1,170	2,948

CASELOAD INVENTORY FOR
CIVIL DISPOSITIONS
JULY 1, 1984 - JUNE 30, 1985

	JURY TRIALS	NON-JURY TRIALS	DISMISSED WITHDRAWN/ SETTLED	UNCONTESTED	TOTAL DISPOSITIONS
DISTRICT 05					
COMANCHE	29	1,059	240	178	1,506
COTTON	5	13	54	38	110
JEFFERSON	3	24	53	37	117
STEPHENS	3	176	290	148	617
	-----	-----	-----	-----	-----
DISTRICT TOTALS	40	1,272	637	401	2,350
DISTRICT 06					
CADDO	12	99	128	148	387
GRADY	16	8	402	599	1,025
	-----	-----	-----	-----	-----
DISTRICT TOTALS	28	107	530	747	1,412
DISTRICT 07					
OKLAHOMA	221	4,807	4,160	8,614	17,802
	-----	-----	-----	-----	-----
DISTRICT TOTALS	221	4,807	4,160	8,614	17,802
DISTRICT 08					
KAY	9	107	385	317	818
NOBLE	2	16	89	80	187
	-----	-----	-----	-----	-----
DISTRICT TOTALS	11	123	474	397	1,005
DISTRICT 09					
LOGAN	5	34	158	198	395
PAYNE	9	5	249	415	678
	-----	-----	-----	-----	-----
DISTRICT TOTALS	14	39	407	613	1,073
DISTRICT 10					
OSAGE	7	395	139	0	541
	-----	-----	-----	-----	-----
DISTRICT TOTALS	7	395	139	0	541
DISTRICT 11					
NOWATA	2	104	108	58	272
WASHINGTON	7	23	369	379	778
	-----	-----	-----	-----	-----
DISTRICT TOTALS	9	127	477	437	1,050

CASELOAD INVENTORY FOR
CIVIL DISPOSITIONS
JULY 1, 1984 - JUNE 30, 1985

	JURY TRIALS	NON-JURY TRIALS	DISMISSED WITHDRAWN/ SETTLED	UNCONTESTED	TOTAL DISPOSITIONS
DISTRICT 12					
CRAIG	1	133	42	25	201
MAYES	9	111	166	255	541
ROGERS	13	148	299	220	680
	-----	-----	-----	-----	-----
DISTRICT TOTALS	23	392	507	500	1,422
DISTRICT 13					
DELAWARE	5	90	106	154	355
OTTAWA	4	264	137	142	547
	-----	-----	-----	-----	-----
DISTRICT TOTALS	9	354	243	296	902
DISTRICT 14					
PAWNEE	3	20	34	80	137
TULSA	218	643	5,338	3,171	9,370
	-----	-----	-----	-----	-----
DISTRICT TOTALS	221	663	5,372	3,251	9,507
DISTRICT 15					
ADAIR	5	138	41	182	366
CHEROKEE	13	195	51	410	669
MUSKOGEE	14	127	897	393	1,431
SEQUOYAH	8	12	132	46	198
WAGONER	12	136	188	233	569
	-----	-----	-----	-----	-----
DISTRICT TOTALS	52	608	1,309	1,264	3,233
DISTRICT 16					
HASKELL	0	36	100	15	151
LATIMER	4	32	29	37	102
LE FLORE	25	27	168	258	478
	-----	-----	-----	-----	-----
DISTRICT TOTALS	29	95	297	310	731
DISTRICT 17					
CHOCTAW	0	2	65	103	170
MCCURTAIN	7	79	115	147	348
PUSHMATAHA	5	15	76	64	160
	-----	-----	-----	-----	-----
DISTRICT TOTALS	12	96	256	314	678

CASELOAD INVENTORY FOR
CIVIL DISPOSITIONS
JULY 1, 1984 - JUNE 30, 1985

	JURY TRIALS	NON-JURY TRIALS	DISMISSED WITHDRAWN/ SETTLED	UNCONTESTED	TOTAL DISPOSITIONS
DISTRICT 18					
MCINTOSH	9	43	224	35	311
PITTSBURG	20	253	346	216	835
	-----	-----	-----	-----	-----
DISTRICT TOTALS	29	296	570	251	1,146
DISTRICT 19					
BRYAN	6	312	171	16	505
	-----	-----	-----	-----	-----
DISTRICT TOTALS	6	312	171	16	505
DISTRICT 20					
CARTER	17	7	401	205	630
JOHNSTON	6	63	143	13	225
LOVE	6	7	36	57	106
MARSHALL	2	19	41	63	125
MURRAY	1	40	44	13	98
	-----	-----	-----	-----	-----
DISTRICT TOTALS	32	136	665	351	1,184
DISTRICT 21					
CLEVELAND	22	546	962	1,412	2,942
GARVIN	15	73	239	192	519
MCCLAIN	5	63	287	200	555
	-----	-----	-----	-----	-----
DISTRICT TOTALS	42	682	1,488	1,804	4,016
DISTRICT 22					
HUGHES	1	87	52	27	167
PONTOTOC	7	0	116	436	559
SEMINOLE	7	144	424	258	833
	-----	-----	-----	-----	-----
DISTRICT TOTALS	15	231	592	721	1,559
DISTRICT 23					
LINCOLN	45	238	181	106	570
POTTAWATOMIE	26	41	1,026	326	1,419
	-----	-----	-----	-----	-----
DISTRICT TOTALS	71	279	1,207	432	1,989

CASELOAD INVENTORY FOR
CIVIL DISPOSITIONS
JULY 1, 1984 - JUNE 30, 1985

	JURY TRIALS	NON-JURY TRIALS	DISMISSED WITHDRAWN/ SETTLED	UNCONTESTED	TOTAL DISPOSITIONS
DISTRICT 24					
CREEK	19	409	513	437	1,378
OKFUSKEE	2	113	154	5	274
OKMULGEE	1	369	258	40	668
	-----	-----	-----	-----	-----
DISTRICT TOTALS	22	891	925	482	2,320
DISTRICT 25					
ATOKA	12	35	115	90	252
COAL	2	2	52	20	76
	-----	-----	-----	-----	-----
DISTRICT TOTALS	14	37	167	110	328
DISTRICT 26					
CANADIAN	13	139	521	535	1,208
	-----	-----	-----	-----	-----
DISTRICT TOTALS	13	139	521	535	1,208
	-----	-----	-----	-----	-----
STATEWIDE TOTALS	995	13,371	23,284	24,235	61,885

CASELOAD INVENTORY FOR
DOMESTIC RELATIONS LITIGATION - TOTAL DOMESTIC RELATIONS
JULY 1, 1984 - JUNE 30, 1985

	CASES PENDING 7/01/84	CASES FILED	TOTAL CASELOAD	CASES DISPOSED	PERCENT OF CASELOAD TERMINATED	CASES PENDING 6/30/85
DISTRICT 01						
BEAVER	30	74	104	82	78.8	22
CIMARRON	31	37	68	29	42.6	39
HARPER	8	53	61	45	73.7	16
TEXAS	79	183	262	194	74.0	68
	-----	-----	-----	-----	-----	-----
DISTRICT TOTALS	148	347	495	350	70.7	145
DISTRICT 02						
BECKHAM	53	274	327	278	85.0	49
CUSTER	60	345	405	353	87.1	52
ELLIS	31	50	81	53	65.4	28
GREER	47	94	141	128	90.7	13
HARMON	11	57	68	51	75.0	17
ROGER MILLS	10	47	57	45	78.9	12
	-----	-----	-----	-----	-----	-----
DISTRICT TOTALS	212	867	1,079	908	84.1	171
DISTRICT 03						
JACKSON	281	462	743	438	58.9	305
KIOWA	84	136	220	112	50.9	108
TILLMAN	44	163	207	163	78.7	44
WASHITA	84	123	207	154	74.4	53
	-----	-----	-----	-----	-----	-----
DISTRICT TOTALS	493	884	1,377	867	62.9	510
DISTRICT 04						
ALFALFA	12	55	67	47	70.1	20
BLAINE	68	140	208	136	65.3	72
DEWEY	14	63	77	55	71.4	22
GARFIELD	226	791	1,017	766	75.3	251
GRANT	6	28	34	26	76.4	8
KINGFISHER	63	133	196	156	79.5	40
MAJOR	39	95	134	85	63.4	49
WOODS	49	86	135	89	65.9	46
WOODWARD	104	457	561	377	67.2	184
	-----	-----	-----	-----	-----	-----
DISTRICT TOTALS	581	1,848	2,429	1,737	71.5	692

CASELOAD INVENTORY FOR
DOMESTIC RELATIONS LITIGATION - TOTAL DOMESTIC RELATIONS
JULY 1, 1984 - JUNE 30, 1985

	CASES PENDING 7/01/84	CASES FILED	TOTAL CASELOAD	CASES DISPOSED	PERCENT OF CASELOAD TERMINATED	CASES PENDING 6/30/85
DISTRICT 05						
COMANCHE	3,390	1,994	5,384	1,474	27.3	3,910
COTTON	32	78	110	89	80.9	21
JEFFERSON	32	94	126	89	70.6	37
STEPHENS	250	541	791	491	62.0	300
DISTRICT TOTALS	3,704	2,707	6,411	2,143	33.4	4,268
DISTRICT 06						
CADDO	95	470	565	503	89.0	62
GRADY	288	548	836	532	63.6	304
DISTRICT TOTALS	383	1,018	1,401	1,035	73.8	366
DISTRICT 07						
OKLAHOMA	12,372	10,386	22,758	9,791	43.0	12,967
DISTRICT TOTALS	12,372	10,386	22,758	9,791	43.0	12,967
DISTRICT 08						
KAY	259	557	816	589	72.1	227
NOBLE	111	117	228	177	77.6	51
DISTRICT TOTALS	370	674	1,044	766	73.3	278
DISTRICT 09						
LOGAN	153	300	453	252	55.6	201
PAYNE	951	652	1,603	553	34.5	1,050
DISTRICT TOTALS	1,104	952	2,056	805	39.1	1,251
DISTRICT 10						
OSAGE	370	424	794	371	46.7	423
DISTRICT TOTALS	370	424	794	371	46.7	423
DISTRICT 11						
NOWATA	57	119	176	99	56.2	77
WASHINGTON	421	751	1,172	802	68.4	370
DISTRICT TOTALS	478	870	1,348	901	66.8	447

CASELOAD INVENTORY FOR
DOMESTIC RELATIONS LITIGATION - TOTAL DOMESTIC RELATIONS
JULY 1, 1984 - JUNE 30, 1985

	CASES PENDING 7/01/84	CASES FILED	TOTAL CASELOAD	CASES DISPOSED	PERCENT OF CASELOAD TERMINATED	CASES PENDING 6/30/85
DISTRICT 12						
CRAIG	67	167	234	168	71.7	66
MAYES	88	387	475	362	76.2	113
ROGERS	198	807	1,005	812	80.8	193
	-----	-----	-----	-----	-----	-----
DISTRICT TOTALS	353	1,361	1,714	1,342	78.3	372
DISTRICT 13						
DELAWARE	249	408	657	365	55.5	292
OTTAWA	254	537	791	508	64.2	283
	-----	-----	-----	-----	-----	-----
DISTRICT TOTALS	503	945	1,448	873	60.2	575
DISTRICT 14						
PAWNEE	12	174	186	147	79.0	39
TULSA	9,530	8,901	18,431	7,600	41.2	10,831
	-----	-----	-----	-----	-----	-----
DISTRICT TOTALS	9,542	9,075	18,617	7,747	41.6	10,870
DISTRICT 15						
ADAIR	152	152	304	175	57.5	129
CHEROKEE	213	437	650	386	59.3	264
MUSKOGEE	1,041	1,029	2,070	1,392	67.2	678
SEQUOYAH	599	460	1,059	361	34.0	698
WAGONER	227	451	678	447	65.9	231
	-----	-----	-----	-----	-----	-----
DISTRICT TOTALS	2,232	2,529	4,761	2,761	57.9	2,000
DISTRICT 16						
HASKELL	43	119	162	104	64.2	58
LATIMER	156	135	291	136	46.7	155
LE FLORE	154	747	901	702	77.9	199
	-----	-----	-----	-----	-----	-----
DISTRICT TOTALS	353	1,001	1,354	942	69.5	412
DISTRICT 17						
CHOCTAW	251	250	501	251	50.1	250
MCCURTAIN	409	529	938	547	58.3	391
PUSHMATAHA	57	160	217	172	79.2	45
	-----	-----	-----	-----	-----	-----
DISTRICT TOTALS	717	939	1,656	970	58.5	686

CASELOAD INVENTORY FOR
DOMESTIC RELATIONS LITIGATION - TOTAL DOMESTIC RELATIONS
JULY 1, 1984 - JUNE 30, 1985

	CASES PENDING 7/01/84	CASES FILED	TOTAL CASELOAD	CASES DISPOSED	PERCENT OF CASELOAD TERMINATED	CASES PENDING 6/30/85
DISTRICT 18						
MCINTOSH	63	229	292	222	76.0	70
PITTSBURG	238	561	799	594	74.3	205
	-----	-----	-----	-----	-----	-----
DISTRICT TOTALS	301	790	1,091	816	74.7	275
DISTRICT 19						
BRYAN	133	404	537	404	75.2	133
	-----	-----	-----	-----	-----	-----
DISTRICT TOTALS	133	404	537	404	75.2	133
DISTRICT 20						
CARTER	303	654	957	544	56.8	413
JOHNSTON	75	106	181	128	70.7	53
LOVE	21	74	95	69	72.6	26
MARSHALL	22	104	126	110	87.3	16
MURRAY	42	194	236	135	57.2	101
	-----	-----	-----	-----	-----	-----
DISTRICT TOTALS	463	1,132	1,595	986	61.8	609
DISTRICT 21						
CLEVELAND	633	2,022	2,655	1,946	73.3	709
GARVIN	184	385	569	421	73.9	148
MCCLAIN	167	248	415	186	44.8	229
	-----	-----	-----	-----	-----	-----
DISTRICT TOTALS	984	2,655	3,639	2,553	70.1	1,086
DISTRICT 22						
HUGHES	23	211	234	140	59.8	94
PONTOTOC	153	447	600	345	57.5	255
SEMINOLE	278	447	725	444	61.2	281
	-----	-----	-----	-----	-----	-----
DISTRICT TOTALS	454	1,105	1,559	929	59.5	630
DISTRICT 23						
LINCOLN	199	336	535	407	76.0	128
POTTAWATOMIE	179	949	1,128	934	82.8	194
	-----	-----	-----	-----	-----	-----
DISTRICT TOTALS	378	1,285	1,663	1,341	80.6	322

CASELOAD INVENTORY FOR
DOMESTIC RELATIONS LITIGATION - TOTAL DOMESTIC RELATIONS
JULY 1, 1984 - JUNE 30, 1985

	CASES PENDING 7/01/84	CASES FILED	TOTAL CASELOAD	CASES DISPOSED	PERCENT OF CASELOAD TERMINATED	CASES PENDING 6/30/85
DISTRICT 24						
CREEK	584	957	1,541	744	48.2	797
OKFUSKEE	129	147	276	150	54.3	126
OKMULGEE	426	623	1,049	649	61.8	400
	<hr/>	<hr/>	<hr/>	<hr/>	<hr/>	<hr/>
DISTRICT TOTALS	1,139	1,727	2,866	1,543	53.8	1,323
DISTRICT 25						
ATOKA	44	146	190	160	84.2	30
COAL	29	94	123	87	70.7	36
	<hr/>	<hr/>	<hr/>	<hr/>	<hr/>	<hr/>
DISTRICT TOTALS	73	240	313	247	78.9	66
DISTRICT 26						
CANADIAN	641	901	1,542	1,038	67.3	504
	<hr/>	<hr/>	<hr/>	<hr/>	<hr/>	<hr/>
DISTRICT TOTALS	641	901	1,542	1,038	67.3	504
	<hr/>	<hr/>	<hr/>	<hr/>	<hr/>	<hr/>
STATEWIDE TOTALS	38,481	47,066	85,547	44,166	51.6	41,381

CASELOAD INVENTORY FOR
DOMESTIC RELATIONS DISPOSITIONS - TOTAL DOMESTIC RELATIONS
JULY 1, 1984 - JUNE 30, 1985

	JURY TRIALS	NON-JURY TRIALS	DISMISSED WITHDRAWN/ SETTLED	UNCONTESTED	TOTAL DISPOSITIONS
DISTRICT 01					
BEAVER	0	44	26	12	82
CIMARRON	1	18	7	3	29
HARPER	0	25	14	6	45
TEXAS	0	132	46	16	194
	-----	-----	-----	-----	-----
DISTRICT TOTALS	1	219	93	37	350
DISTRICT 02					
BECKHAM	0	125	69	84	278
CUSTER	0	96	78	179	353
ELLIS	0	32	20	1	53
GREER	0	60	29	39	128
HARMON	0	11	10	30	51
ROGER MILLS	0	18	13	14	45
	-----	-----	-----	-----	-----
DISTRICT TOTALS	0	342	219	347	908
DISTRICT 03					
JACKSON	0	182	100	156	438
KIOWA	0	12	12	88	112
TILLMAN	0	25	37	101	163
WASHITA	0	30	48	76	154
	-----	-----	-----	-----	-----
DISTRICT TOTALS	0	249	197	421	867
DISTRICT 04					
ALFALFA	0	17	12	18	47
BLAINE	0	16	49	71	136
DEWEY	1	2	22	30	55
GARFIELD	0	564	152	50	766
GRANT	0	13	6	7	26
KINGFISHER	6	20	34	96	156
MAJOR	0	8	36	41	85
WOODS	0	17	18	54	89
WOODWARD	0	171	108	98	377
	-----	-----	-----	-----	-----
DISTRICT TOTALS	7	828	437	465	1,737

CASELOAD INVENTORY FOR
DOMESTIC RELATIONS DISPOSITIONS - TOTAL DOMESTIC RELATIONS
JULY 1, 1984 - JUNE 30, 1985

	JURY TRIALS	NON-JURY TRIALS	DISMISSED WITHDRAWN/ SETTLED	UNCONTESTED	TOTAL DISPOSITIONS
DISTRICT 05					
COMANCHE	0	625	169	680	1,474
COTTON	0	7	32	50	89
JEFFERSON	0	22	21	46	89
STEPHENS	0	100	71	320	491
DISTRICT TOTALS	0	754	293	1,096	2,143
DISTRICT 06					
CADDO	1	16	164	322	503
GRADY	0	36	223	273	532
DISTRICT TOTALS	1	52	387	595	1,035
DISTRICT 07					
OKLAHOMA	0	5,970	423	3,398	9,791
DISTRICT TOTALS	0	5,970	423	3,398	9,791
DISTRICT 08					
KAY	0	123	123	343	589
NOBLE	0	33	60	84	177
DISTRICT TOTALS	0	156	183	427	766
DISTRICT 09					
LOGAN	0	101	39	112	252
PAYNE	0	150	80	323	553
DISTRICT TOTALS	0	251	119	435	805
DISTRICT 10					
OSAGE	0	0	159	212	371
DISTRICT TOTALS	0	0	159	212	371
DISTRICT 11					
NOWATA	0	69	7	23	99
WASHINGTON	0	68	253	481	802
DISTRICT TOTALS	0	137	260	504	901

CASELOAD INVENTORY FOR
DOMESTIC RELATIONS DISPOSITIONS - TOTAL DOMESTIC RELATIONS
JULY 1, 1984 - JUNE 30, 1985

	JURY TRIALS	NON-JURY TRIALS	DISMISSED WITHDRAWN/ SETTLED	UNCONTESTED	TOTAL DISPOSITIONS
DISTRICT 12					
CRAIG	1	52	27	88	168
MAYES	0	64	47	251	362
ROGERS	1	29	435	347	812
	-----	-----	-----	-----	-----
DISTRICT TOTALS	2	145	509	686	1,342
DISTRICT 13					
DELAWARE	0	56	119	190	365
OTTAWA	0	44	130	334	508
	-----	-----	-----	-----	-----
DISTRICT TOTALS	0	100	249	524	873
DISTRICT 14					
PAWNEE	0	59	45	43	147
TULSA	0	338	2,091	5,171	7,600
	-----	-----	-----	-----	-----
DISTRICT TOTALS	0	397	2,136	5,214	7,747
DISTRICT 15					
ADAIR	0	39	19	117	175
CHEROKEE	0	83	59	244	386
MUSKOGEE	0	106	663	623	1,392
SEQUOYAH	0	62	122	177	361
WAGONER	0	103	124	220	447
	-----	-----	-----	-----	-----
DISTRICT TOTALS	0	393	987	1,381	2,761
DISTRICT 16					
HASKELL	0	35	13	56	104
LATIMER	0	32	23	81	136
LE FLORE	0	74	143	485	702
	-----	-----	-----	-----	-----
DISTRICT TOTALS	0	141	179	622	942
DISTRICT 17					
CHOCTAW	0	0	53	198	251
MCCURTAIN	2	33	156	356	547
PUSHMATAHA	0	15	106	51	172
	-----	-----	-----	-----	-----
DISTRICT TOTALS	2	48	315	605	970

CASELOAD INVENTORY FOR
DOMESTIC RELATIONS DISPOSITIONS - TOTAL DOMESTIC RELATIONS
JULY 1, 1984 - JUNE 30, 1985

	JURY TRIALS	NON-JURY TRIALS	DISMISSED WITHDRAWN/ SETTLED	UNCONTESTED	TOTAL DISPOSITIONS
DISTRICT 18					
MCINTOSH	1	47	119	55	222
PITTSBURG	0	71	284	239	594
	-----	-----	-----	-----	-----
DISTRICT TOTALS	1	118	403	294	816
DISTRICT 19					
BRYAN	0	70	101	233	404
	-----	-----	-----	-----	-----
DISTRICT TOTALS	0	70	101	233	404
DISTRICT 20					
CARTER	0	474	49	21	544
JOHNSTON	0	38	68	22	128
LOVE	0	8	11	50	69
MARSHALL	0	6	18	86	110
MURRAY	0	66	32	37	135
	-----	-----	-----	-----	-----
DISTRICT TOTALS	0	592	178	216	986
DISTRICT 21					
CLEVELAND	1	250	372	1,323	1,946
GARVIN	0	60	146	215	421
MCCLAIN	0	18	15	153	186
	-----	-----	-----	-----	-----
DISTRICT TOTALS	1	328	533	1,691	2,553
DISTRICT 22					
HUGHES	0	47	28	65	140
PONTOTOC	0	0	64	281	345
SEMINOLE	0	74	129	241	444
	-----	-----	-----	-----	-----
DISTRICT TOTALS	0	121	221	587	929
DISTRICT 23					
LINCOLN	0	207	129	71	407
POTTAWATOMIE	0	151	270	513	934
	-----	-----	-----	-----	-----
DISTRICT TOTALS	0	358	399	584	1,341

CASELOAD INVENTORY FOR
DOMESTIC RELATIONS DISPOSITIONS - TOTAL DOMESTIC RELATIONS
JULY 1, 1984 - JUNE 30, 1985

	JURY TRIALS	NON-JURY TRIALS	DISMISSED WITHDRAWN/ SETTLED	UNCONTESTED	TOTAL DISPOSITIONS
DISTRICT 24					
CREEK	0	123	62	559	744
OKFUSKEE	0	89	49	12	150
OKMULGEE	0	305	291	53	649
	-----	-----	-----	-----	-----
DISTRICT TOTALS	0	517	402	624	1,543
DISTRICT 25					
ATOKA	0	11	62	87	160
COAL	0	4	55	28	87
	-----	-----	-----	-----	-----
DISTRICT TOTALS	0	15	117	115	247
DISTRICT 26					
CANADIAN	1	161	329	547	1,038
	-----	-----	-----	-----	-----
DISTRICT TOTALS	1	161	329	547	1,038
	-----	-----	-----	-----	-----
STATEWIDE TOTALS	16	12,462	9,828	21,860	44,166

CASELOAD INVENTORY FOR
DOMESTIC RELATIONS LITIGATION - DIVORCE
JULY 1, 1984 - JUNE 30, 1985

	CASES PENDING 7/01/84	CASES FILED	TOTAL CASELOAD	CASES DISPOSED	PERCENT OF CASELOAD TERMINATED	CASES PENDING 6/30/85
DISTRICT 01						
BEAVER	19	49	68	56	82.3	12
CIMARRON	0	25	25	19	76.0	6
HARPER	5	40	45	36	80.0	9
TEXAS	40	119	159	131	82.3	28
	-----	-----	-----	-----	-----	-----
DISTRICT TOTALS	64	233	297	242	81.4	55
DISTRICT 02						
BECKHAM	40	195	235	192	81.7	43
CUSTER	51	259	310	266	85.8	44
ELLIS	12	31	43	29	67.4	14
GREER	35	82	117	107	91.4	10
HARMON	9	39	48	40	83.3	8
ROGER MILLS	10	25	35	28	80.0	7
	-----	-----	-----	-----	-----	-----
DISTRICT TOTALS	157	631	788	662	84.0	126
DISTRICT 03						
JACKSON	159	335	494	339	68.6	155
KIOWA	26	93	119	72	60.5	47
TILLMAN	33	105	138	113	81.8	25
WASHITA	55	93	148	111	75.0	37
	-----	-----	-----	-----	-----	-----
DISTRICT TOTALS	273	626	899	635	70.6	264
DISTRICT 04						
ALFALFA	12	38	50	35	70.0	15
BLAINE	53	124	177	117	66.1	60
DEWEY	11	46	57	43	75.4	14
GARFIELD	154	629	783	619	79.0	164
GRANT	6	25	31	23	74.1	8
KINGFISHER	43	123	166	140	84.3	26
MAJOR	19	70	89	66	74.1	23
WOODS	25	62	87	62	71.2	25
WOODWARD	27	251	278	248	89.2	30
	-----	-----	-----	-----	-----	-----
DISTRICT TOTALS	350	1,368	1,718	1,353	78.7	365

CASELOAD INVENTORY FOR
DOMESTIC RELATIONS LITIGATION - DIVORCE
JULY 1, 1984 - JUNE 30, 1985

	CASES PENDING 7/01/84	CASES FILED	TOTAL CASELOAD	CASES DISPOSED	PERCENT OF CASELOAD TERMINATED	CASES PENDING 6/30/85
DISTRICT 05						
COMANCHE	1,904	1,572	3,476	1,245	35.8	2,231
COTTON	29	67	96	75	78.1	21
JEFFERSON	22	86	108	82	75.9	26
STEPHENS	130	426	556	385	69.2	171
DISTRICT TOTALS	2,085	2,151	4,236	1,787	42.1	2,449
DISTRICT 06						
CADDO	88	255	343	322	93.8	21
GRADY	202	437	639	409	64.0	230
DISTRICT TOTALS	290	692	982	731	74.4	251
DISTRICT 07						
OKLAHOMA	7,986	7,342	15,328	7,033	45.8	8,295
DISTRICT TOTALS	7,986	7,342	15,328	7,033	45.8	8,295
DISTRICT 08						
KAY	185	440	625	485	77.6	140
NOBLE	65	94	159	128	80.5	31
DISTRICT TOTALS	250	534	784	613	78.1	171
DISTRICT 09						
LOGAN	127	268	395	224	56.7	171
PAYNE	739	518	1,257	427	33.9	830
DISTRICT TOTALS	866	786	1,652	651	39.4	1,001
DISTRICT 10						
OSAGE	212	347	559	282	50.4	277
DISTRICT TOTALS	212	347	559	282	50.4	277
DISTRICT 11						
NOWATA	47	109	156	88	56.4	68
WASHINGTON	224	425	649	409	63.0	240
DISTRICT TOTALS	271	534	805	497	61.7	308

CASELOAD INVENTORY FOR
DOMESTIC RELATIONS LITIGATION - DIVORCE
JULY 1, 1984 - JUNE 30, 1985

	CASES PENDING 7/01/84	CASES FILED	TOTAL CASELOAD	CASES DISPOSED	PERCENT OF CASELOAD TERMINATED	CASES PENDING 6/30/85
DISTRICT 12						
CRAIG	43	134	177	143	80.7	34
MAYES	53	310	363	280	77.1	83
ROGERS	135	533	668	528	79.0	140
	-----	-----	-----	-----		-----
DISTRICT TOTALS	231	977	1,208	951	78.7	257
DISTRICT 13						
DELAWARE	106	262	368	220	59.7	148
OTTAWA	155	346	501	354	70.6	147
	-----	-----	-----	-----		-----
DISTRICT TOTALS	261	608	869	574	66.0	295
DISTRICT 14						
PAWNEE	11	171	182	143	78.5	39
TULSA	7,386	5,187	12,573	4,107	32.6	8,466
	-----	-----	-----	-----		-----
DISTRICT TOTALS	7,397	5,358	12,755	4,250	33.3	8,505
DISTRICT 15						
ADAIR	123	148	271	156	57.5	115
CHEROKEE	134	352	486	277	57.0	209
MUSKOGEE	710	735	1,445	1,175	81.3	270
SEQUOYAH	344	279	623	255	40.9	368
WAGONER	218	399	617	415	67.2	202
	-----	-----	-----	-----		-----
DISTRICT TOTALS	1,529	1,913	3,442	2,278	66.1	1,164
DISTRICT 16						
HASKELL	43	119	162	104	64.2	58
LATIMER	102	99	201	102	50.7	99
LE FLORE	69	478	547	489	89.4	58
	-----	-----	-----	-----		-----
DISTRICT TOTALS	214	696	910	695	76.3	215
DISTRICT 17						
CHOCTAW	94	138	232	146	62.9	86
MCCURTAIN	139	341	480	323	67.2	157
PUSHMATAHA	35	145	180	157	87.2	23
	-----	-----	-----	-----		-----
DISTRICT TOTALS	268	624	892	626	70.1	266

CASELOAD INVENTORY FOR
DOMESTIC RELATIONS LITIGATION - DIVORCE
JULY 1, 1984 - JUNE 30, 1985

	CASES PENDING 7/01/84	CASES FILED	TOTAL CASELOAD	CASES DISPOSED	PERCENT OF CASELOAD TERMINATED	CASES PENDING 6/30/85
DISTRICT 18						
MCINTOSH	32	169	201	162	80.6	39
PITTSBURG	125	477	602	477	79.2	125
	-----	-----	-----	-----		-----
DISTRICT TOTALS	157	646	803	639	79.5	164
DISTRICT 19						
BRYAN	98	351	449	350	77.9	99
	-----	-----	-----	-----		-----
DISTRICT TOTALS	98	351	449	350	77.9	99
DISTRICT 20						
CARTER	170	515	685	475	69.3	210
JOHNSTON	45	91	136	106	77.9	30
LOVE	19	68	87	64	73.5	23
MARSHALL	8	89	97	87	89.6	10
MURRAY	23	172	195	98	50.2	97
	-----	-----	-----	-----		-----
DISTRICT TOTALS	265	935	1,200	830	69.1	370
DISTRICT 21						
CLEVELAND	365	1,540	1,905	1,464	76.8	441
GARVIN	83	311	394	330	83.7	64
MCCLAIN	111	225	336	177	52.6	159
	-----	-----	-----	-----		-----
DISTRICT TOTALS	559	2,076	2,635	1,971	74.8	664
DISTRICT 22						
HUGHES	17	131	148	111	75.0	37
PONTOTOC	68	341	409	258	63.0	151
SEMINOLE	174	292	466	283	60.7	183
	-----	-----	-----	-----		-----
DISTRICT TOTALS	259	764	1,023	652	63.7	371
DISTRICT 23						
LINCOLN	104	243	347	266	76.6	81
POTTAWATOMIE	77	647	724	662	91.4	62
	-----	-----	-----	-----		-----
DISTRICT TOTALS	181	890	1,071	928	86.6	143

CASELOAD INVENTORY FOR
DOMESTIC RELATIONS LITIGATION - DIVORCE
JULY 1, 1984 - JUNE 30, 1985

	CASES PENDING 7/01/84	CASES FILED	TOTAL CASELOAD	CASES DISPOSED	PERCENT OF CASELOAD TERMINATED	CASES PENDING 6/30/85
DISTRICT 24						
CREEK	371	652	1,023	536	52.3	487
OKFUSKEE	47	91	138	118	85.5	20
OKMULGEE	354	500	854	582	68.1	272
	-----	-----	-----	-----		-----
DISTRICT TOTALS	772	1,243	2,015	1,236	61.3	779
DISTRICT 25						
ATOKA	26	130	156	135	86.5	21
COAL	11	64	75	60	80.0	15
	-----	-----	-----	-----		-----
DISTRICT TOTALS	37	194	231	195	84.4	36
DISTRICT 26						
CANADIAN	452	663	1,115	765	68.6	350
	-----	-----	-----	-----		-----
DISTRICT TOTALS	452	663	1,115	765	68.6	350
	-----	-----	-----	-----		-----
STATEWIDE TOTALS	25,484	33,182	58,666	31,426	53.5	27,240

CASELOAD INVENTORY FOR
DOMESTIC RELATIONS DISPOSITIONS - DIVORCE
JULY 1, 1984 - JUNE 30, 1985

	JURY TRIALS	NON-JURY TRIALS	DISMISSED WITHDRAWN/ SETTLED	UNCONTESTED	TOTAL DISPOSITIONS
DISTRICT 01					
BEAVER	0	33	19	4	56
CIMARRON	0	14	2	3	19
HARPER	0	23	8	5	36
TEXAS	0	106	25	0	131
	-----	-----	-----	-----	-----
DISTRICT TOTALS	0	176	54	12	242
DISTRICT 02					
BECKHAM	0	92	42	58	192
CUSTER	0	60	65	141	266
ELLIS	0	23	6	0	29
GREER	0	40	28	39	107
HARMON	0	9	9	22	40
ROGER MILLS	0	11	9	8	28
	-----	-----	-----	-----	-----
DISTRICT TOTALS	0	235	159	268	662
DISTRICT 03					
JACKSON	0	157	70	112	339
KIOWA	0	5	2	65	72
TILLMAN	0	11	29	73	113
WASHITA	0	24	27	60	111
	-----	-----	-----	-----	-----
DISTRICT TOTALS	0	197	128	310	635
DISTRICT 04					
ALFALFA	0	12	7	16	35
BLAINE	0	16	44	57	117
DEWEY	0	2	17	24	43
GARFIELD	0	495	117	7	619
GRANT	0	12	4	7	23
KINGFISHER	5	20	29	86	140
MAJOR	0	8	25	33	66
WOODS	0	6	15	41	62
WOODWARD	0	135	52	61	248
	-----	-----	-----	-----	-----
DISTRICT TOTALS	5	706	310	332	1,353

CASELOAD INVENTORY FOR
DOMESTIC RELATIONS DISPOSITIONS - DIVORCE
JULY 1, 1984 - JUNE 30, 1985

	JURY TRIALS	NON-JURY TRIALS	DISMISSED WITHDRAWN/ SETTLED	UNCONTESTED	TOTAL DISPOSITIONS
DISTRICT 05					
COMANCHE	0	503	106	636	1,245
COTTON	0	6	24	45	75
JEFFERSON	0	17	20	45	82
STEPHENS	0	64	45	276	385
	-----	-----	-----	-----	-----
DISTRICT TOTALS	0	590	195	1,002	1,787
DISTRICT 06					
CADDO	0	11	107	204	322
GRADY	0	36	163	210	409
	-----	-----	-----	-----	-----
DISTRICT TOTALS	0	47	270	414	731
DISTRICT 07					
OKLAHOMA	0	4,273	282	2,478	7,033
	-----	-----	-----	-----	-----
DISTRICT TOTALS	0	4,273	282	2,478	7,033
DISTRICT 08					
KAY	0	105	108	272	485
NOBLE	0	31	37	60	128
	-----	-----	-----	-----	-----
DISTRICT TOTALS	0	136	145	332	613
DISTRICT 09					
LOGAN	0	91	34	99	224
PAYNE	0	139	16	272	427
	-----	-----	-----	-----	-----
DISTRICT TOTALS	0	230	50	371	651
DISTRICT 10					
OSAGE	0	0	111	171	282
	-----	-----	-----	-----	-----
DISTRICT TOTALS	0	0	111	171	282
DISTRICT 11					
NOWATA	0	67	7	14	88
WASHINGTON	0	53	61	295	409
	-----	-----	-----	-----	-----
DISTRICT TOTALS	0	120	68	309	497

CASELOAD INVENTORY FOR
DOMESTIC RELATIONS DISPOSITIONS - DIVORCE
JULY 1, 1984 - JUNE 30, 1985

	JURY TRIALS	NON-JURY TRIALS	DISMISSED WITHDRAWN/ SETTLED	UNCONTESTED	TOTAL DISPOSITIONS
DISTRICT 12					
CRAIG	0	39	24	80	143
MAYES	0	58	38	184	280
ROGERS	1	29	184	314	528
	-----	-----	-----	-----	-----
DISTRICT TOTALS	1	126	246	578	951
DISTRICT 13					
DELAWARE	0	31	62	127	220
OTTAWA	0	29	89	236	354
	-----	-----	-----	-----	-----
DISTRICT TOTALS	0	60	151	363	574
DISTRICT 14					
PAWNEE	0	59	44	40	143
TULSA	0	277	285	3,545	4,107
	-----	-----	-----	-----	-----
DISTRICT TOTALS	0	336	329	3,585	4,250
DISTRICT 15					
ADAIR	0	34	17	105	156
CHEROKEE	0	40	17	220	277
MUSKOGEE	0	104	539	532	1,175
SEQUOYAH	0	25	100	130	255
WAGONER	0	103	122	190	415
	-----	-----	-----	-----	-----
DISTRICT TOTALS	0	306	795	1,177	2,278
DISTRICT 16					
HASKELL	0	35	13	56	104
LATIMER	0	26	9	67	102
LE FLORE	0	17	77	395	489
	-----	-----	-----	-----	-----
DISTRICT TOTALS	0	78	99	518	695
DISTRICT 17					
CHOCTAW	0	0	21	125	146
MCCURTAIN	1	22	81	219	323
PUSHMATAHA	0	15	94	48	157
	-----	-----	-----	-----	-----
DISTRICT TOTALS	1	37	196	392	626

CASELOAD INVENTORY FOR
DOMESTIC RELATIONS DISPOSITIONS - DIVORCE
JULY 1, 1984 - JUNE 30, 1985

	JURY TRIALS	NON-JURY TRIALS	DISMISSED WITHDRAWN/ SETTLED	UNCONTESTED	TOTAL DISPOSITIONS
DISTRICT 18					
MCINTOSH	1	43	83	35	162
PITTSBURG	0	67	242	168	477
	-----	-----	-----	-----	-----
DISTRICT TOTALS	1	110	325	203	639
DISTRICT 19					
BRYAN	0	68	87	195	350
	-----	-----	-----	-----	-----
DISTRICT TOTALS	0	68	87	195	350
DISTRICT 20					
CARTER	0	424	34	17	475
JOHNSTON	0	37	47	22	106
LOVE	0	8	8	48	64
MARSHALL	0	5	16	66	87
MURRAY	0	46	15	37	98
	-----	-----	-----	-----	-----
DISTRICT TOTALS	0	520	120	190	830
DISTRICT 21					
CLEVELAND	0	203	192	1,069	1,464
GARVIN	0	47	83	200	330
MCCLAIN	0	18	11	148	177
	-----	-----	-----	-----	-----
DISTRICT TOTALS	0	268	286	1,417	1,971
DISTRICT 22					
HUGHES	0	35	15	61	111
PONTOTOC	0	0	57	201	258
SEMINOLE	0	58	42	183	283
	-----	-----	-----	-----	-----
DISTRICT TOTALS	0	93	114	445	652
DISTRICT 23					
LINCOLN	0	159	76	31	266
POTTAWATOMIE	0	151	126	385	662
	-----	-----	-----	-----	-----
DISTRICT TOTALS	0	310	202	416	928

CASELOAD INVENTORY FOR
DOMESTIC RELATIONS DISPOSITIONS - DIVORCE
JULY 1, 1984 - JUNE 30, 1985

	JURY TRIALS	NON-JURY TRIALS	DISMISSED WITHDRAWN/ SETTLED	UNCONTESTED	TOTAL DISPOSITIONS
DISTRICT 24					
CREEK	0	102	31	403	536
OKFUSKEE	0	77	41	0	118
OKMULGEE	0	272	269	41	582
	-----	-----	-----	-----	-----
DISTRICT TOTALS	0	451	341	444	1,236
DISTRICT 25					
ATOKA	0	11	41	83	135
COAL	0	4	30	26	60
	-----	-----	-----	-----	-----
DISTRICT TOTALS	0	15	71	109	195
DISTRICT 26					
CANADIAN	1	121	212	431	765
	-----	-----	-----	-----	-----
DISTRICT TOTALS	1	121	212	431	765
	-----	-----	-----	-----	-----
STATEWIDE TOTALS	9	9,609	5,346	16,462	31,426

CASELOAD INVENTORY FOR
DOMESTIC RELATIONS LITIGATION - RECIPROCAL SUPPORT - INCOMING
JULY 1, 1984 - JUNE 30, 1985

	CASES PENDING 7/01/84	CASES FILED	TOTAL CASELOAD	CASES DISPOSED	PERCENT OF CASELOAD TERMINATED	CASES PENDING 6/30/85
DISTRICT 01						
BEAVER	3	9	12	8	66.6	4
CIMARRON	4	4	8	5	62.5	3
HARPER	2	9	11	6	54.5	5
TEXAS	15	25	40	30	75.0	10
	-----	-----	-----	-----	-----	-----
DISTRICT TOTALS	24	47	71	49	69.0	22
DISTRICT 02						
BECKHAM	7	41	48	43	89.5	5
CUSTER	7	69	76	68	89.4	8
ELLIS	9	7	16	8	50.0	8
GREER	0	0	0	0	0.0	0
HARMON	2	11	13	7	53.8	6
ROGER MILLS	0	11	11	6	54.5	5
	-----	-----	-----	-----	-----	-----
DISTRICT TOTALS	25	139	164	132	80.4	32
DISTRICT 03						
JACKSON	38	43	81	40	49.3	41
KIOWA	40	15	55	20	36.3	35
TILLMAN	5	11	16	10	62.5	6
WASHITA	17	12	29	19	65.5	10
	-----	-----	-----	-----	-----	-----
DISTRICT TOTALS	100	81	181	89	49.1	92
DISTRICT 04						
ALFALFA	0	7	7	3	42.8	4
BLAINE	5	6	11	9	81.8	2
DEWEY	1	1	2	2	100.0	0
GARFIELD	18	73	91	62	68.1	29
GRANT	0	3	3	3	100.0	0
KINGFISHER	10	2	12	9	75.0	3
MAJOR	6	2	8	7	87.5	1
WOODS	5	5	10	5	50.0	5
WOODWARD	31	46	77	45	58.4	32
	-----	-----	-----	-----	-----	-----
DISTRICT TOTALS	76	145	221	145	65.6	76

CASELOAD INVENTORY FOR
DOMESTIC RELATIONS LITIGATION - RECIPROCAL SUPPORT - INCOMING
JULY 1, 1984 - JUNE 30, 1985

	CASES PENDING 7/01/84	CASES FILED	TOTAL CASELOAD	CASES DISPOSED	PERCENT OF CASELOAD TERMINATED	CASES PENDING 6/30/85
DISTRICT 05						
COMANCHE	504	80	584	57	9.7	527
COTTON	2	9	11	11	100.0	0
JEFFERSON	0	0	0	0	0.0	0
STEPHENS	39	29	68	29	42.6	39
	-----	-----	-----	-----	-----	-----
DISTRICT TOTALS	545	118	663	97	14.6	566
DISTRICT 06						
CADDO	0	15	15	9	60.0	6
GRADY	21	34	55	20	36.3	35
	-----	-----	-----	-----	-----	-----
DISTRICT TOTALS	21	49	70	29	41.4	41
DISTRICT 07						
OKLAHOMA	1,858	234	2,092	286	13.6	1,806
	-----	-----	-----	-----	-----	-----
DISTRICT TOTALS	1,858	234	2,092	286	13.6	1,806
DISTRICT 08						
KAY	19	35	54	25	46.3	29
NOBLE	15	7	22	15	68.1	7
	-----	-----	-----	-----	-----	-----
DISTRICT TOTALS	34	42	76	40	52.6	36
DISTRICT 09						
LOGAN	4	2	6	0	0.0	6
PAYNE	29	14	43	7	16.2	36
	-----	-----	-----	-----	-----	-----
DISTRICT TOTALS	33	16	49	7	14.2	42
DISTRICT 10						
OSAGE	9	0	9	0	0.0	9
	-----	-----	-----	-----	-----	-----
DISTRICT TOTALS	9	0	9	0	0.0	9
DISTRICT 11						
NOWATA	4	0	4	1	25.0	3
WASHINGTON	19	17	36	16	44.4	20
	-----	-----	-----	-----	-----	-----
DISTRICT TOTALS	23	17	40	17	42.5	23

CASELOAD INVENTORY FOR
DOMESTIC RELATIONS LITIGATION - RECIPROCAL SUPPORT - INCOMING
JULY 1, 1984 - JUNE 30, 1985

	CASES PENDING 7/01/84	CASES FILED	TOTAL CASELOAD	CASES DISPOSED	PERCENT OF CASELOAD TERMINATED	CASES PENDING 6/30/85
DISTRICT 12						
CRAIG	6	13	19	10	52.6	9
MAYES	20	14	34	15	44.1	19
ROGERS	18	37	55	33	60.0	22
	-----	-----	-----	-----		-----
DISTRICT TOTALS	44	64	108	58	53.7	50
DISTRICT 13						
DELAWARE	34	30	64	45	70.3	19
OTTAWA	70	128	198	95	47.9	103
	-----	-----	-----	-----		-----
DISTRICT TOTALS	104	158	262	140	53.4	122
DISTRICT 14						
PAWNEE	0	3	3	3	100.0	0
TULSA	447	450	897	63	7.0	834
	-----	-----	-----	-----		-----
DISTRICT TOTALS	447	453	900	66	7.3	834
DISTRICT 15						
ADAIR	27	4	31	17	54.8	14
CHEROKEE	74	48	122	73	59.8	49
MUSKOGEE	272	232	504	114	22.6	390
SEQUOYAH	89	17	106	3	2.8	103
WAGONER	0	12	12	0	0.0	12
	-----	-----	-----	-----		-----
DISTRICT TOTALS	462	313	775	207	26.7	568
DISTRICT 16						
HASKELL	0	0	0	0	0.0	0
LATIMER	27	18	45	17	37.7	28
LE FLORE	25	25	50	20	40.0	30
	-----	-----	-----	-----		-----
DISTRICT TOTALS	52	43	95	37	38.9	58
DISTRICT 17						
CHOCTAW	29	31	60	34	56.6	26
MCCURTAIN	52	1	53	0	0.0	53
PUSHMATAHA	8	15	23	11	47.8	12
	-----	-----	-----	-----		-----
DISTRICT TOTALS	89	47	136	45	33.0	91

CASELOAD INVENTORY FOR
DOMESTIC RELATIONS LITIGATION - RECIPROCAL SUPPORT - INCOMING
JULY 1, 1984 - JUNE 30, 1985

	CASES PENDING 7/01/84	CASES FILED	TOTAL CASELOAD	CASES DISPOSED	PERCENT OF CASELOAD TERMINATED	CASES PENDING 6/30/85
DISTRICT 18						
MCINTOSH	3	39	42	21	50.0	21
PITTSBURG	6	13	19	8	42.1	11
	-----	-----	-----	-----	-----	-----
DISTRICT TOTALS	9	52	61	29	47.5	32
DISTRICT 19						
BRYAN	12	19	31	20	64.5	11
	-----	-----	-----	-----	-----	-----
DISTRICT TOTALS	12	19	31	20	64.5	11
DISTRICT 20						
CARTER	49	10	59	5	8.4	54
JOHNSTON	0	0	0	0	0.0	0
LOVE	2	3	5	4	80.0	1
MARSHALL	8	4	12	11	91.6	1
MURRAY	1	2	3	1	33.3	2
	-----	-----	-----	-----	-----	-----
DISTRICT TOTALS	60	19	79	21	26.5	58
DISTRICT 21						
CLEVELAND	118	103	221	70	31.6	151
GARVIN	42	14	56	35	62.5	21
MCCLAIN	44	15	59	4	6.7	55
	-----	-----	-----	-----	-----	-----
DISTRICT TOTALS	204	132	336	109	32.4	227
DISTRICT 22						
HUGHES	0	43	43	2	4.6	41
PONTOTOC	25	53	78	15	19.2	63
SEMINOLE	43	45	88	43	48.8	45
	-----	-----	-----	-----	-----	-----
DISTRICT TOTALS	68	141	209	60	28.7	149
DISTRICT 23						
LINCOLN	77	51	128	97	75.7	31
POTTAWATOMIE	21	42	63	40	63.4	23
	-----	-----	-----	-----	-----	-----
DISTRICT TOTALS	98	93	191	137	71.7	54

CASELOAD INVENTORY FOR
DOMESTIC RELATIONS LITIGATION - RECIPROCAL SUPPORT - INCOMING
JULY 1, 1984 - JUNE 30, 1985

	CASES PENDING 7/01/84	CASES FILED	TOTAL CASELOAD	CASES DISPOSED	PERCENT OF CASELOAD TERMINATED	CASES PENDING 6/30/85
DISTRICT 24						
CREEK	33	68	101	48	47.5	53
OKFUSKEE	77	48	125	23	18.4	102
OKMULGEE	27	12	39	27	69.2	12
	-----	-----	-----	-----	-----	-----
DISTRICT TOTALS	137	128	265	98	36.9	167
DISTRICT 25						
ATOKA	13	10	23	19	82.6	4
COAL	16	14	30	20	66.6	10
	-----	-----	-----	-----	-----	-----
DISTRICT TOTALS	29	24	53	39	73.5	14
DISTRICT 26						
CANADIAN	47	17	64	34	53.1	30
	-----	-----	-----	-----	-----	-----
DISTRICT TOTALS	47	17	64	34	53.1	30
	-----	-----	-----	-----	-----	-----
STATEWIDE TOTALS	4,610	2,591	7,201	1,991	27.6	5,210

CASELOAD INVENTORY FOR
DOMESTIC RELATIONS DISPOSITIONS - RECIPROCAL SUPPORT - INCOMING
JULY 1, 1984 - JUNE 30, 1985

	JURY TRIALS	NON-JURY TRIALS	DISMISSED WITHDRAWN/ SETTLED	UNCONTESTED	TOTAL DISPOSITIONS
DISTRICT 01					
BEAVER	0	2	4	2	8
CIMARRON	0	2	3	0	5
HARPER	0	1	5	0	6
TEXAS	0	12	14	4	30
	-----	-----	-----	-----	-----
DISTRICT TOTALS	0	17	26	6	49
DISTRICT 02					
BECKHAM	0	14	13	16	43
CUSTER	0	28	10	30	68
ELLIS	0	2	5	1	8
GREER	0	0	0	0	0
HARMON	0	1	1	5	7
ROGER MILLS	0	3	1	2	6
	-----	-----	-----	-----	-----
DISTRICT TOTALS	0	48	30	54	132
DISTRICT 03					
JACKSON	0	2	22	16	40
KIOWA	0	0	7	13	20
TILLMAN	0	0	4	6	10
WASHITA	0	4	15	0	19
	-----	-----	-----	-----	-----
DISTRICT TOTALS	0	6	48	35	89
DISTRICT 04					
ALFALFA	0	1	2	0	3
BLAINE	0	0	5	4	9
DEWEY	0	0	0	2	2
GARFIELD	0	24	28	10	62
GRANT	0	1	2	0	3
KINGFISHER	0	0	2	7	9
MAJOR	0	0	6	1	7
WOODS	0	1	0	4	5
WOODWARD	0	8	12	25	45
	-----	-----	-----	-----	-----
DISTRICT TOTALS	0	35	57	53	145

CASELOAD INVENTORY FOR
DOMESTIC RELATIONS DISPOSITIONS - RECIPROCAL SUPPORT - INCOMING
JULY 1, 1984 - JUNE 30, 1985

	JURY TRIALS	NON-JURY TRIALS	DISMISSED WITHDRAWN/ SETTLED	UNCONTESTED	TOTAL DISPOSITIONS
DISTRICT 05					
COMANCHE	0	11	30	16	57
COTTON	0	0	8	3	11
JEFFERSON	0	0	0	0	0
STEPHENS	0	16	11	2	29
	-----	-----	-----	-----	-----
DISTRICT TOTALS	0	27	49	21	97
DISTRICT 06					
CADDO	0	0	2	7	9
GRADY	0	0	18	2	20
	-----	-----	-----	-----	-----
DISTRICT TOTALS	0	0	20	9	29
DISTRICT 07					
OKLAHOMA	0	33	7	246	286
	-----	-----	-----	-----	-----
DISTRICT TOTALS	0	33	7	246	286
DISTRICT 08					
KAY	0	7	8	10	25
NOBLE	0	2	11	2	15
	-----	-----	-----	-----	-----
DISTRICT TOTALS	0	9	19	12	40
DISTRICT 09					
LOGAN	0	0	0	0	0
PAYNE	0	1	3	3	7
	-----	-----	-----	-----	-----
DISTRICT TOTALS	0	1	3	3	7
DISTRICT 10					
OSAGE	0	0	0	0	0
	-----	-----	-----	-----	-----
DISTRICT TOTALS	0	0	0	0	0
DISTRICT 11					
NOWATA	0	1	0	0	1
WASHINGTON	0	1	10	5	16
	-----	-----	-----	-----	-----
DISTRICT TOTALS	0	2	10	5	17

CASELOAD INVENTORY FOR
DOMESTIC RELATIONS DISPOSITIONS - RECIPROCAL SUPPORT - INCOMING
JULY 1, 1984 - JUNE 30, 1985

	JURY TRIALS	NON-JURY TRIALS	DISMISSED WITHDRAWN/ SETTLED	UNCONTESTED	TOTAL DISPOSITIONS
DISTRICT 12					
CRAIG	1	6	2	1	10
MAYES	0	3	6	6	15
ROGERS	0	0	33	0	33
	-----	-----	-----	-----	-----
DISTRICT TOTALS	1	9	41	7	58
DISTRICT 13					
DELAWARE	0	20	18	7	45
OTTAWA	0	10	15	70	95
	-----	-----	-----	-----	-----
DISTRICT TOTALS	0	30	33	77	140
DISTRICT 14					
PAWNEE	0	0	0	3	3
TULSA	0	3	35	25	63
	-----	-----	-----	-----	-----
DISTRICT TOTALS	0	3	35	28	66
DISTRICT 15					
ADAIR	0	3	2	12	17
CHEROKEE	0	30	28	15	73
MUSKOGEE	0	2	95	17	114
SEQUOYAH	0	0	0	3	3
WAGONER	0	0	0	0	0
	-----	-----	-----	-----	-----
DISTRICT TOTALS	0	35	125	47	207
DISTRICT 16					
HASKELL	0	0	0	0	0
LATIMER	0	3	7	7	17
LE FLORE	0	0	5	15	20
	-----	-----	-----	-----	-----
DISTRICT TOTALS	0	3	12	22	37
DISTRICT 17					
CHOCTAW	0	0	9	25	34
MCCURTAIN	0	0	0	0	0
PUSHMATAHA	0	0	9	2	11
	-----	-----	-----	-----	-----
DISTRICT TOTALS	0	0	18	27	45

CASELOAD INVENTORY FOR
DOMESTIC RELATIONS DISPOSITIONS - RECIPROCAL SUPPORT - INCOMING
JULY 1, 1984 - JUNE 30, 1985

	JURY TRIALS	NON-JURY TRIALS	DISMISSED WITHDRAWN/ SETTLED	UNCONTESTED	TOTAL DISPOSITIONS
DISTRICT 18					
MCINTOSH	0	1	15	5	21
PITTSBURG	0	1	5	2	8
	-----	-----	-----	-----	-----
DISTRICT TOTALS	0	2	20	7	29
DISTRICT 19					
BRYAN	0	0	5	15	20
	-----	-----	-----	-----	-----
DISTRICT TOTALS	0	0	5	15	20
DISTRICT 20					
CARTER	0	1	2	2	5
JOHNSTON	0	0	0	0	0
LOVE	0	0	3	1	4
MARSHALL	0	1	1	9	11
MURRAY	0	1	0	0	1
	-----	-----	-----	-----	-----
DISTRICT TOTALS	0	3	6	12	21
DISTRICT 21					
CLEVELAND	1	15	21	33	70
GARVIN	0	5	27	3	35
MCCLAIN	0	0	3	1	4
	-----	-----	-----	-----	-----
DISTRICT TOTALS	1	20	51	37	109
DISTRICT 22					
HUGHES	0	1	0	1	2
PONTOTOC	0	0	2	13	15
SEMINOLE	0	1	14	28	43
	-----	-----	-----	-----	-----
DISTRICT TOTALS	0	2	16	42	60
DISTRICT 23					
LINCOLN	0	22	46	29	97
POTTAWATOMIE	0	0	24	16	40
	-----	-----	-----	-----	-----
DISTRICT TOTALS	0	22	70	45	137

CASELOAD INVENTORY FOR
 DOMESTIC RELATIONS DISPOSITIONS - RECIPROCAL SUPPORT - INCOMING
 JULY 1, 1984 - JUNE 30, 1985

	JURY TRIALS	NON-JURY TRIALS	DISMISSED WITHDRAWN/ SETTLED	UNCONTESTED	TOTAL DISPOSITIONS
DISTRICT 24					
CREEK	0	6	13	29	48
OKFUSKEE	0	7	4	12	23
OKMULGEE	0	23	4	0	27
	-----	-----	-----	-----	-----
DISTRICT TOTALS	0	36	21	41	98
DISTRICT 25					
ATOKA	0	0	19	0	19
COAL	0	0	18	2	20
	-----	-----	-----	-----	-----
DISTRICT TOTALS	0	0	37	2	39
DISTRICT 26					
CANADIAN	0	6	26	2	34
	-----	-----	-----	-----	-----
DISTRICT TOTALS	0	6	26	2	34
	-----	-----	-----	-----	-----
STATEWIDE TOTALS	2	349	785	855	1,991

CASELOAD INVENTORY FOR
DOMESTIC RELATIONS LITIGATION - RECIPROCAL SUPPORT - OUTGOING
JULY 1, 1984 - JUNE 30, 1985

	CASES PENDING 7/01/84	CASES FILED	TOTAL CASELOAD	CASES DISPOSED	PERCENT OF CASELOAD TERMINATED	CASES PENDING 6/30/85
DISTRICT 01						
BEAVER	6	3	9	7	77.7	2
CIMARRON	23	2	25	2	8.0	23
HARPER	0	1	1	1	100.0	0
TEXAS	18	18	36	17	47.2	19
	-----	-----	-----	-----	-----	-----
DISTRICT TOTALS	47	24	71	27	38.0	44
DISTRICT 02						
BECKHAM	6	29	35	34	97.1	1
CUSTER	0	0	0	0	0.0	0
ELLIS	10	0	10	7	70.0	3
GREER	0	2	2	2	100.0	0
HARMON	0	4	4	3	75.0	1
ROGER MILLS	0	0	0	0	0.0	0
	-----	-----	-----	-----	-----	-----
DISTRICT TOTALS	16	35	51	46	90.2	5
DISTRICT 03						
JACKSON	59	43	102	22	21.5	80
KIOWA	10	3	13	2	15.3	11
TILLMAN	4	17	21	14	66.6	7
WASHITA	8	5	13	8	61.5	5
	-----	-----	-----	-----	-----	-----
DISTRICT TOTALS	81	68	149	46	30.8	103
DISTRICT 04						
ALFALFA	0	3	3	3	100.0	0
BLAINE	2	1	3	0	0.0	3
DEWEY	2	5	7	3	42.8	4
GARFIELD	3	17	20	13	65.0	7
GRANT	0	0	0	0	0.0	0
KINGFISHER	8	5	13	4	30.7	9
MAJOR	5	14	19	3	15.7	16
WOODS	4	7	11	3	27.2	8
WOODWARD	11	34	45	16	35.5	29
	-----	-----	-----	-----	-----	-----
DISTRICT TOTALS	35	86	121	45	37.1	76

CASELOAD INVENTORY FOR
DOMESTIC RELATIONS LITIGATION - RECIPROCAL SUPPORT - OUTGOING
JULY 1, 1984 - JUNE 30, 1985

	CASES PENDING 7/01/84	CASES FILED	TOTAL CASELOAD	CASES DISPOSED	PERCENT OF CASELOAD TERMINATED	CASES PENDING 6/30/85
DISTRICT 05						
COMANCHE	876	199	1,075	75	6.9	1,000
COTTON	0	0	0	0	0.0	0
JEFFERSON	3	0	3	0	0.0	3
STEPHENS	11	10	21	1	4.7	20
	-----	-----	-----	-----	-----	-----
DISTRICT TOTALS	890	209	1,099	76	6.9	1,023
DISTRICT 06						
CADDO	0	12	12	2	16.6	10
GRADY	0	0	0	0	9.0	0
	-----	-----	-----	-----	-----	-----
DISTRICT TOTALS	0	12	12	2	16.6	10
DISTRICT 07						
OKLAHOMA	480	56	536	101	18.8	435
	-----	-----	-----	-----	-----	-----
DISTRICT TOTALS	480	56	536	101	18.8	435
DISTRICT 08						
KAY	27	8	35	12	34.2	23
NOBLE	18	0	18	12	66.6	6
	-----	-----	-----	-----	-----	-----
DISTRICT TOTALS	45	8	53	24	45.2	29
DISTRICT 09						
LOGAN	5	0	5	1	20.0	4
PAYNE	54	1	55	0	0.0	55
	-----	-----	-----	-----	-----	-----
DISTRICT TOTALS	59	1	60	1	1.6	59
DISTRICT 10						
OSAGE	8	0	8	1	12.5	7
	-----	-----	-----	-----	-----	-----
DISTRICT TOTALS	8	0	8	1	12.5	7
DISTRICT 11						
NOWATA	1	0	1	0	0.0	1
WASHINGTON	13	9	22	6	27.2	16
	-----	-----	-----	-----	-----	-----
DISTRICT TOTALS	14	9	23	6	26.0	17

CASELOAD INVENTORY FOR
DOMESTIC RELATIONS LITIGATION - RECIPROCAL SUPPORT - OUTGOING
JULY 1, 1984 - JUNE 30, 1985

	CASES PENDING 7/01/84	CASES FILED	TOTAL CASELOAD	CASES DISPOSED	PERCENT OF CASELOAD TERMINATED	CASES PENDING 6/30/85
DISTRICT 12						
CRAIG	7	5	12	1	8.3	11
MAYES	6	28	34	28	82.3	6
ROGERS	4	32	36	36	100.0	0
	-----	-----	-----	-----		-----
DISTRICT TOTALS	17	65	82	65	79.2	17
DISTRICT 13						
DELAWARE	109	64	173	63	36.4	110
OTTAWA	6	25	31	8	25.8	23
	-----	-----	-----	-----		-----
DISTRICT TOTALS	115	89	204	71	34.8	133
DISTRICT 14						
PAWNEE	0	0	0	0	0.0	0
TULSA	215	166	381	34	8.9	347
	-----	-----	-----	-----		-----
DISTRICT TOTALS	215	166	381	34	8.9	347
DISTRICT 15						
ADAIR	0	0	0	0	0.0	0
CHEROKEE	0	0	0	0	0.0	0
MUSKOGEE	0	3	3	3	100.0	0
SEQUOYAH	23	4	27	2	7.4	25
WAGONER	0	0	0	0	0.0	0
	-----	-----	-----	-----		-----
DISTRICT TOTALS	23	7	30	5	16.6	25
DISTRICT 16						
HASKELL	0	0	0	0	0.0	0
LATIMER	27	18	45	17	37.7	28
LE FLORE	44	95	139	76	54.6	63
	-----	-----	-----	-----		-----
DISTRICT TOTALS	71	113	184	93	50.5	91
DISTRICT 17						
CHOCTAW	24	10	34	19	55.8	15
MCCURTAIN	75	0	75	1	1.3	74
PUSHMATAHA	14	0	14	4	28.5	10
	-----	-----	-----	-----		-----
DISTRICT TOTALS	113	10	123	24	19.5	99

CASELOAD INVENTORY FOR
DOMESTIC RELATIONS LITIGATION - RECIPROCAL SUPPORT - OUTGOING
JULY 1, 1984 - JUNE 30, 1985

	CASES PENDING 7/01/84	CASES FILED	TOTAL CASELOAD	CASES DISPOSED	PERCENT OF CASELOAD TERMINATED	CASES PENDING 6/30/85
DISTRICT 18						
MCINTOSH	0	0	0	0	0.0	0
PITTSBURG	20	14	34	19	55.8	15
	-----	-----	-----	-----	-----	-----
DISTRICT TOTALS	20	14	34	19	55.8	15
DISTRICT 19						
BRYAN	18	9	27	12	44.4	15
	-----	-----	-----	-----	-----	-----
DISTRICT TOTALS	18	9	27	12	44.4	15
DISTRICT 20						
CARTER	9	1	10	1	10.0	9
JOHNSTON	26	13	39	17	43.5	22
LOVE	0	1	1	1	100.0	0
MARSHALL	4	8	12	8	66.6	4
MURRAY	2	3	5	3	60.0	2
	-----	-----	-----	-----	-----	-----
DISTRICT TOTALS	41	26	67	30	44.7	37
DISTRICT 21						
CLEVELAND	46	44	90	18	20.0	72
GARVIN	14	8	22	12	54.5	10
MCCLAIN	1	4	5	1	20.0	4
	-----	-----	-----	-----	-----	-----
DISTRICT TOTALS	61	56	117	31	26.5	86
DISTRICT 22						
HUGHES	6	17	23	12	52.1	11
PONTOTOC	0	0	0	0	0.0	0
SEMINOLE	19	13	32	10	31.2	22
	-----	-----	-----	-----	-----	-----
DISTRICT TOTALS	25	30	55	22	40.0	33
DISTRICT 23						
LINCOLN	9	10	19	11	57.8	8
POTTAWATOMIE	0	3	3	3	100.0	0
	-----	-----	-----	-----	-----	-----
DISTRICT TOTALS	9	13	22	14	63.6	8

CASELOAD INVENTORY FOR
DOMESTIC RELATIONS LITIGATION - RECIPROCAL SUPPORT - OUTGOING
JULY 1, 1984 - JUNE 30, 1985

	CASES PENDING 7/01/84	CASES FILED	TOTAL CASELOAD	CASES DISPOSED	PERCENT OF CASELOAD TERMINATED	CASES PENDING 6/30/85
DISTRICT 24						
CREEK	41	35	76	6	7.8	70
OKFUSKEE	0	0	0	0	0.0	0
OKMULGEE	38	69	107	23	21.5	84
	-----	-----	-----	-----	-----	-----
DISTRICT TOTALS	79	104	183	29	15.8	154
DISTRICT 25						
ATOKA	1	0	1	1	100.0	0
COAL	0	0	0	0	0.0	0
	-----	-----	-----	-----	-----	-----
DISTRICT TOTALS	1	0	1	1	100.0	0
DISTRICT 26						
CANADIAN	37	14	51	28	54.9	23
	-----	-----	-----	-----	-----	-----
DISTRICT TOTALS	37	14	51	28	54.9	23
	-----	-----	-----	-----	-----	-----
STATEWIDE TOTALS	2,520	1,224	3,744	853	22.7	2,891

CASELOAD INVENTORY FOR
DOMESTIC RELATIONS DISPOSITIONS - RECIPROCAL SUPPORT - OUTGOING
JULY 1, 1984 - JUNE 30, 1985

	JURY TRIALS	NON-JURY TRIALS	DISMISSED WITHDRAWN/ SETTLED	UNCONTESTED	TOTAL DISPOSITIONS
DISTRICT 01					
BEAVER	0	5	2	0	7
CIMARRON	0	0	2	0	2
HARPER	0	1	0	0	1
TEXAS	0	10	6	1	17
	-----	-----	-----	-----	-----
DISTRICT TOTALS	0	16	10	1	27
DISTRICT 02					
BECKHAM	0	14	11	9	34
CUSTER	0	0	0	0	0
ELLIS	0	1	6	0	7
GREER	0	2	0	0	2
HARMON	0	1	0	2	3
ROGER MILLS	0	0	0	0	0
	-----	-----	-----	-----	-----
DISTRICT TOTALS	0	18	17	11	46
DISTRICT 03					
JACKSON	0	0	8	14	22
KIOWA	0	0	0	2	2
TILLMAN	0	2	1	11	14
WASHITA	0	1	6	1	8
	-----	-----	-----	-----	-----
DISTRICT TOTALS	0	3	15	28	46
DISTRICT 04					
ALFALFA	0	2	1	0	3
BLAINE	0	0	0	0	0
DEWEY	0	0	2	1	3
GARFIELD	0	2	3	8	13
GRANT	0	0	0	0	0
KINGFISHER	0	0	2	2	4
MAJOR	0	0	2	1	3
WOODS	0	0	2	1	3
WOODWARD	0	0	6	10	16
	-----	-----	-----	-----	-----
DISTRICT TOTALS	0	4	18	23	45

CASELOAD INVENTORY FOR
DOMESTIC RELATIONS DISPOSITIONS - RECIPROCAL SUPPORT - OUTGOING
JULY 1, 1984 - JUNE 30, 1985

	JURY TRIALS	NON-JURY TRIALS	DISMISSED WITHDRAWN/ SETTLED	UNCONTESTED	TOTAL DISPOSITIONS
DISTRICT 05					
COMANCHE	0	14	33	28	75
COTTON	0	0	0	0	0
JEFFERSON	0	0	0	0	0
STEPHENS	0	0	1	0	1
DISTRICT TOTALS	0	14	34	28	76
DISTRICT 06					
CADDO	0	0	0	2	2
GRADY	0	0	0	0	0
DISTRICT TOTALS	0	0	0	2	2
DISTRICT 07					
OKLAHOMA	0	2	4	95	101
DISTRICT TOTALS	0	2	4	95	101
DISTRICT 08					
KAY	0	3	4	5	12
NOBLE	0	0	9	3	12
DISTRICT TOTALS	0	3	13	8	24
DISTRICT 09					
LOGAN	0	1	0	0	1
PAYNE	0	0	0	0	0
DISTRICT TOTALS	0	1	0	0	1
DISTRICT 10					
OSAGE	0	0	0	1	1
DISTRICT TOTALS	0	0	0	1	1
DISTRICT 11					
NOWATA	0	0	0	0	0
WASHINGTON	0	2	2	2	6
DISTRICT TOTALS	0	2	2	2	6

CASELOAD INVENTORY FOR
DOMESTIC RELATIONS DISPOSITIONS - RECIPROCAL SUPPORT - OUTGOING
JULY 1, 1984 - JUNE 30, 1985

	JURY TRIALS	NON-JURY TRIALS	DISMISSED WITHDRAWN/ SETTLED	UNCONTESTED	TOTAL DISPOSITIONS
DISTRICT 12					
CRAIG	0	0	1	0	1
MAYES	0	0	2	26	28
ROGERS	0	0	36	0	36
	-----	-----	-----	-----	-----
DISTRICT TOTALS	0	0	39	26	65
DISTRICT 13					
DELAWARE	0	3	39	21	63
OTTAWA	0	1	3	4	8
	-----	-----	-----	-----	-----
DISTRICT TOTALS	0	4	42	25	71
DISTRICT 14					
PAWNEE	0	0	0	0	0
TULSA	0	3	10	21	34
	-----	-----	-----	-----	-----
DISTRICT TOTALS	0	3	10	21	34
DISTRICT 15					
ADAIR	0	0	0	0	0
CHEROKEE	0	0	0	0	0
MUSKOGEE	0	0	3	0	3
SEQUOYAH	0	0	2	0	2
WAGONER	0	0	0	0	0
	-----	-----	-----	-----	-----
DISTRICT TOTALS	0	0	5	0	5
DISTRICT 16					
HASKELL	0	0	0	0	0
LATIMER	0	3	7	7	17
LE FLORE	0	0	17	59	76
	-----	-----	-----	-----	-----
DISTRICT TOTALS	0	3	24	66	93
DISTRICT 17					
CHOCTAW	0	0	7	12	19
MCCURTAIN	0	0	1	0	1
PUSHMATAHA	0	0	3	1	4
	-----	-----	-----	-----	-----
DISTRICT TOTALS	0	0	11	13	24

CASELOAD INVENTORY FOR
DOMESTIC RELATIONS DISPOSITIONS - RECIPROCAL SUPPORT - OUTGOING
JULY 1, 1984 - JUNE 30, 1985

	JURY TRIALS	NON-JURY TRIALS	DISMISSED WITHDRAWN/ SETTLED	UNCONTESTED	TOTAL DISPOSITIONS
DISTRICT 18					
MCINTOSH	0	0	0	0	0
PITTSBURG	0	1	8	10	19
	-----	-----	-----	-----	-----
DISTRICT TOTALS	0	1	8	10	19
DISTRICT 19					
BRYAN	0	0	8	4	12
	-----	-----	-----	-----	-----
DISTRICT TOTALS	0	0	8	4	12
DISTRICT 20					
CARTER	0	1	0	0	1
JOHNSTON	0	0	17	0	17
LOVE	0	0	0	1	1
MARSHALL	0	0	1	7	8
MURRAY	0	3	0	0	3
	-----	-----	-----	-----	-----
DISTRICT TOTALS	0	4	18	8	30
DISTRICT 21					
CLEVELAND	0	0	8	10	18
GARVIN	0	0	12	0	12
MCCLAIN	0	0	1	0	1
	-----	-----	-----	-----	-----
DISTRICT TOTALS	0	0	21	10	31
DISTRICT 22					
HUGHES	0	3	6	3	12
PONTOTOC	0	0	0	0	0
SEMINOLE	0	3	5	2	10
	-----	-----	-----	-----	-----
DISTRICT TOTALS	0	6	11	5	22
DISTRICT 23					
LINCOLN	0	3	4	4	11
POTTAWATOMIE	0	0	0	3	3
	-----	-----	-----	-----	-----
DISTRICT TOTALS	0	3	4	7	14

CASELOAD INVENTORY FOR
DOMESTIC RELATIONS DISPOSITIONS - RECIPROCAL SUPPORT - OUTGOING
JULY 1, 1984 - JUNE 30, 1985

	JURY TRIALS	NON-JURY TRIALS	DISMISSED WITHDRAWN/ SETTLED	UNCONTESTED	TOTAL DISPOSITIONS
DISTRICT 24					
CREEK	0	1	3	2	6
OKFUSKEE	0	0	0	0	0
OKMULGEE	0	2	10	11	23
	-----	-----	-----	-----	-----
DISTRICT TOTALS	0	3	13	13	29
DISTRICT 25					
ATOKA	0	0	1	0	1
COAL	0	0	0	0	0
	-----	-----	-----	-----	-----
DISTRICT TOTALS	0	0	1	0	1
DISTRICT 26					
CANADIAN	0	5	17	6	28
	-----	-----	-----	-----	-----
DISTRICT TOTALS	0	5	17	6	28
	-----	-----	-----	-----	-----
STATEWIDE TOTALS	0	95	345	413	853

CASELOAD INVENTORY FOR
DOMESTIC RELATIONS LITIGATION - OTHER DOMESTIC RELATIONS
JULY 1, 1984 - JUNE 30, 1985

	CASES PENDING 7/01/84	CASES FILED	TOTAL CASELOAD	CASES DISPOSED	PERCENT OF CASELOAD TERMINATED	CASES PENDING 6/30/85
DISTRICT 01						
BEAVER	2	13	15	11	73.3	4
CIMARRON	4	6	10	3	30.0	7
HARPER	1	3	4	2	50.0	2
TEXAS	6	21	27	16	59.2	11
	-----	-----	-----	-----	-----	-----
DISTRICT TOTALS	13	43	56	32	57.1	24
DISTRICT 02						
BECKHAM	0	9	9	9	100.0	0
CUSTER	2	17	19	19	100.0	0
ELLIS	0	12	12	9	75.0	3
GREER	12	10	22	19	86.3	3
HARMON	0	3	3	1	33.3	2
ROGER MILLS	0	11	11	11	100.0	0
	-----	-----	-----	-----	-----	-----
DISTRICT TOTALS	14	62	76	68	89.4	8
DISTRICT 03						
JACKSON	25	41	66	37	56.0	29
KIOWA	8	25	33	18	54.5	15
TILLMAN	2	30	32	26	81.2	6
WASHITA	4	13	17	16	94.1	1
	-----	-----	-----	-----	-----	-----
DISTRICT TOTALS	39	109	148	97	65.5	51
DISTRICT 04						
ALFALFA	0	7	7	6	85.7	1
BLAINE	8	9	17	10	58.8	7
DEWEY	0	11	11	7	63.6	4
GARFIELD	51	72	123	72	58.5	51
GRANT	0	0	0	0	0.0	0
KINGFISHER	2	3	5	3	60.0	2
MAJOR	9	9	18	9	50.0	9
WOODS	15	12	27	19	70.3	8
WOODWARD	35	126	161	68	42.2	93
	-----	-----	-----	-----	-----	-----
DISTRICT TOTALS	120	249	369	194	52.5	175

CASELOAD INVENTORY FOR
DOMESTIC RELATIONS LITIGATION - OTHER DOMESTIC RELATIONS
JULY 1, 1984 - JUNE 30, 1985

	CASES PENDING 7/01/84	CASES FILED	TOTAL CASELOAD	CASES DISPOSED	PERCENT OF CASELOAD TERMINATED	CASES PENDING 6/30/85
DISTRICT 05						
COMANCHE	106	143	249	97	38.9	152
COTTON	1	2	3	3	100.0	0
JEFFERSON	7	8	15	7	46.6	8
STEPHENS	70	76	146	76	52.0	70
DISTRICT TOTALS	184	229	413	183	44.3	230
DISTRICT 06						
CADDO	7	188	195	170	87.1	25
GRADY	65	77	142	103	72.5	39
DISTRICT TOTALS	72	265	337	273	81.0	64
DISTRICT 07						
OKLAHOMA	2,048	2,754	4,802	2,371	49.3	2,431
DISTRICT TOTALS	2,048	2,754	4,802	2,371	49.3	2,431
DISTRICT 08						
KAY	28	74	102	67	65.6	35
NOBLE	13	16	29	22	75.8	7
DISTRICT TOTALS	41	90	131	89	67.9	42
DISTRICT 09						
LOGAN	17	30	47	27	57.4	20
PAYNE	129	119	248	119	47.9	129
DISTRICT TOTALS	146	149	295	146	49.4	149
DISTRICT 10						
OSAGE	141	77	218	88	40.3	130
DISTRICT TOTALS	141	77	218	88	40.3	130
DISTRICT 11						
NOWATA	5	10	15	10	66.6	5
WASHINGTON	165	300	465	371	79.7	94
DISTRICT TOTALS	170	310	480	381	79.3	99

CASELOAD INVENTORY FOR
DOMESTIC RELATIONS LITIGATION - OTHER DOMESTIC RELATIONS
JULY 1, 1984 - JUNE 30, 1985

	CASES PENDING 7/01/84	CASES FILED	TOTAL CASELOAD	CASES DISPOSED	PERCENT OF CASELOAD TERMINATED	CASES PENDING 6/30/85
DISTRICT 12						
CRAIG	11	15	26	14	53.8	12
MAYES	9	35	44	39	88.6	5
ROGERS	41	205	246	215	87.4	31
	-----	-----	-----	-----	-----	-----
DISTRICT TOTALS	51	255	316	268	84.8	48
DISTRICT 13						
DELAWARE	0	52	52	37	71.1	15
OTTAWA	23	38	61	51	83.6	10
	-----	-----	-----	-----	-----	-----
DISTRICT TOTALS	23	90	113	88	77.8	25
DISTRICT 14						
PAWNEE	1	0	1	1	100.0	0
TULSA	1,482	3,098	4,580	3,396	74.1	1,184
	-----	-----	-----	-----	-----	-----
DISTRICT TOTALS	1,483	3,098	4,581	3,397	74.1	1,184
DISTRICT 15						
ADAIR	2	0	2	2	100.0	0
CHEROKEE	5	37	42	36	85.7	6
MUSKOGEE	59	59	118	100	84.7	18
SEQUOYAH	143	160	303	101	33.3	202
WAGONER	9	40	49	32	65.3	17
	-----	-----	-----	-----	-----	-----
DISTRICT TOTALS	218	296	514	271	52.7	243
DISTRICT 16						
HASKELL	0	0	0	0	0.0	0
LATIMER	0	0	0	0	0.0	0
LE FLORE	16	149	165	117	70.9	48
	-----	-----	-----	-----	-----	-----
DISTRICT TOTALS	16	149	165	117	70.9	48
DISTRICT 17						
CHOCTAW	104	71	175	52	29.7	123
MCCURTAIN	143	187	330	223	67.5	107
PUSHMATAHA	0	0	0	0	0.0	0
	-----	-----	-----	-----	-----	-----
DISTRICT TOTALS	247	258	505	275	54.4	230

CASELOAD INVENTORY FOR
DOMESTIC RELATIONS LITIGATION - OTHER DOMESTIC RELATIONS
JULY 1, 1984 - JUNE 30, 1985

	CASES PENDING 7/01/84	CASES FILED	TOTAL CASELOAD	CASES DISPOSED	PERCENT OF CASELOAD TERMINATED	CASES PENDING 6/30/85
DISTRICT 18						
MCINTOSH	28	21	49	39	79.5	10
PITTSBURG	87	57	144	90	62.5	54
	-----	-----	-----	-----	-----	-----
DISTRICT TOTALS	115	78	193	129	66.8	64
DISTRICT 19						
BRYAN	5	25	30	22	73.3	8
	-----	-----	-----	-----	-----	-----
DISTRICT TOTALS	5	25	30	22	73.3	8
DISTRICT 20						
CARTER	75	128	203	63	31.0	140
JOHNSTON	4	2	6	5	83.3	1
LOVE	0	2	2	0	0.0	2
MARSHALL	2	3	5	4	80.0	1
MURRAY	16	17	33	33	100.0	0
	-----	-----	-----	-----	-----	-----
DISTRICT TOTALS	97	152	249	105	42.1	144
DISTRICT 21						
CLEVELAND	104	335	439	394	89.7	45
GARVIN	45	52	97	44	45.3	53
MCCLAIN	11	4	15	4	26.6	11
	-----	-----	-----	-----	-----	-----
DISTRICT TOTALS	160	391	551	442	80.2	109
DISTRICT 22						
HUGHES	0	20	20	15	75.0	5
PONTOTOC	60	53	113	72	63.7	41
SEMINOLE	42	97	139	108	77.7	31
	-----	-----	-----	-----	-----	-----
DISTRICT TOTALS	102	170	272	195	71.6	77
DISTRICT 23						
LINCOLN	9	32	41	33	80.4	8
POTTAWATOMIE	81	257	338	229	67.7	109
	-----	-----	-----	-----	-----	-----
DISTRICT TOTALS	90	289	379	262	69.1	117

CASELOAD INVENTORY FOR
DOMESTIC RELATIONS LITIGATION - OTHER DOMESTIC RELATIONS
JULY 1, 1984 - JUNE 30, 1985

	CASES PENDING 7/01/84	CASES FILED	TOTAL CASELOAD	CASES DISPOSED	PERCENT OF CASELOAD TERMINATED	CASES PENDING 6/30/85
DISTRICT 24						
CREEK	139	202	341	154	45.1	187
OKFUSKEE	5	8	13	9	69.2	4
OKMULGEE	7	42	49	17	34.6	32
	-----	-----	-----	-----		-----
DISTRICT TOTALS	151	252	403	180	44.6	223
DISTRICT 25						
ATOKA	4	6	10	5	50.0	5
COAL	2	16	18	7	38.8	11
	-----	-----	-----	-----		-----
DISTRICT TOTALS	6	22	28	12	42.8	16
DISTRICT 26						
CANADIAN	105	207	312	211	67.6	101
	-----	-----	-----	-----		-----
DISTRICT TOTALS	105	207	312	211	67.6	101
	-----	-----	-----	-----		-----
STATEWIDE TOTALS	5,867	10,069	15,936	9,896	62.1	6,040

CASELOAD INVENTORY FOR
DOMESTIC RELATIONS DISPOSITIONS - OTHER DOMESTIC RELATIONS
JULY 1, 1984 - JUNE 30, 1985

	JURY TRIALS	NON-JURY TRIALS	DISMISSED WITHDRAWN/ SETTLED	UNCONTESTED	TOTAL DISPOSITIONS
DISTRICT 01					
BEAVER	0	4	1	6	11
CIMARRON	1	2	0	0	3
HARPER	0	0	1	1	2
TEXAS	0	4	1	11	16
	-----	-----	-----	-----	-----
DISTRICT TOTALS	1	10	3	18	32
DISTRICT 02					
BECKHAM	0	5	3	1	9
CUSTER	0	8	3	8	19
ELLIS	0	6	3	0	9
GREER	0	18	1	0	19
HARMON	0	0	0	1	1
ROGER MILLS	0	4	3	4	11
	-----	-----	-----	-----	-----
DISTRICT TOTALS	0	41	13	14	68
DISTRICT 03					
JACKSON	0	23	0	14	37
KIOWA	0	7	3	8	18
TILLMAN	0	12	3	11	26
WASHITA	0	1	0	15	16
	-----	-----	-----	-----	-----
DISTRICT TOTALS	0	43	6	48	97
DISTRICT 04					
ALFALFA	0	2	2	2	6
BLAINE	0	0	0	10	10
DEWEY	1	0	3	3	7
GARFIELD	0	43	4	25	72
GRANT	0	0	0	0	0
KINGFISHER	1	0	1	1	3
MAJOR	0	0	3	6	9
WOODS	0	10	1	8	19
WOODWARD	0	28	38	2	68
	-----	-----	-----	-----	-----
DISTRICT TOTALS	2	83	52	57	194

CASELOAD INVENTORY FOR
DOMESTIC RELATIONS DISPOSITIONS - OTHER DOMESTIC RELATIONS
JULY 1, 1984 - JUNE 30, 1985

	JURY TRIALS	NON-JURY TRIALS	DISMISSED WITHDRAWN/ SETTLED	UNCONTESTED	TOTAL DISPOSITIONS
DISTRICT 05					
COMANCHE	0	97	0	0	97
COTTON	0	1	0	2	3
JEFFERSON	0	5	1	1	7
STEPHENS	0	20	14	42	76
	-----	-----	-----	-----	-----
DISTRICT TOTALS	0	123	15	45	183
DISTRICT 06					
CADDO	1	5	55	109	170
GRADY	0	0	42	61	103
	-----	-----	-----	-----	-----
DISTRICT TOTALS	1	5	97	170	273
DISTRICT 07					
OKLAHOMA	0	1,662	130	579	2,371
	-----	-----	-----	-----	-----
DISTRICT TOTALS	0	1,662	130	579	2,371
DISTRICT 08					
KAY	0	8	3	56	67
NOBLE	0	0	3	19	22
	-----	-----	-----	-----	-----
DISTRICT TOTALS	0	8	6	75	89
DISTRICT 09					
LOGAN	0	9	5	13	27
PAYNE	0	10	61	48	119
	-----	-----	-----	-----	-----
DISTRICT TOTALS	0	19	66	61	146
DISTRICT 10					
OSAGE	0	0	48	40	88
	-----	-----	-----	-----	-----
DISTRICT TOTALS	0	0	48	40	88
DISTRICT 11					
NOWATA	0	1	0	9	10
WASHINGTON	0	12	180	179	371
	-----	-----	-----	-----	-----
DISTRICT TOTALS	0	13	180	188	381

CASELOAD INVENTORY FOR
DOMESTIC RELATIONS DISPOSITIONS - OTHER DOMESTIC RELATIONS
JULY 1, 1984 - JUNE 30, 1985

	JURY TRIALS	NON-JURY TRIALS	DISMISSED WITHDRAWN/ SETTLED	UNCONTESTED	TOTAL DISPOSITIONS
DISTRICT 12					
CRAIG	0	7	0	7	14
MAYES	0	3	1	35	39
ROGERS	0	0	182	33	215
	-----	-----	-----	-----	-----
DISTRICT TOTALS	0	10	183	75	268
DISTRICT 13					
DELAWARE	0	2	0	35	37
OTTAWA	0	4	23	24	51
	-----	-----	-----	-----	-----
DISTRICT TOTALS	0	6	23	59	88
DISTRICT 14					
PAWNEE	0	0	1	0	1
TULSA	0	55	1,761	1,580	3,396
	-----	-----	-----	-----	-----
DISTRICT TOTALS	0	55	1,762	1,580	3,397
DISTRICT 15					
ADAIR	0	2	0	0	2
CHEROKEE	0	13	14	9	36
MUSKOGEE	0	0	26	74	100
SEQUOYAH	0	37	20	44	101
WAGONER	0	0	2	30	32
	-----	-----	-----	-----	-----
DISTRICT TOTALS	0	52	62	157	271
DISTRICT 16					
HASKELL	0	0	0	0	0
LATIMER	0	0	0	0	0
LE FLORE	0	57	44	16	117
	-----	-----	-----	-----	-----
DISTRICT TOTALS	0	57	44	16	117
DISTRICT 17					
CHOCTAW	0	0	16	36	52
MCCURTAIN	1	11	74	137	223
PUSHMATAHA	0	0	0	0	0
	-----	-----	-----	-----	-----
DISTRICT TOTALS	1	11	90	173	275

CASELOAD INVENTORY FOR
DOMESTIC RELATIONS DISPOSITIONS - OTHER DOMESTIC RELATIONS
JULY 1, 1984 - JUNE 30, 1985

	JURY TRIALS	NON-JURY TRIALS	DISMISSED WITHDRAWN/ SETTLED	UNCONTESTED	TOTAL DISPOSITIONS
DISTRICT 18					
MCINTOSH	0	3	21	15	39
PITTSBURG	0	2	29	59	90
	-----	-----	-----	-----	-----
DISTRICT TOTALS	0	5	50	74	129
DISTRICT 19					
BRYAN	0	2	1	19	22
	-----	-----	-----	-----	-----
DISTRICT TOTALS	0	2	1	19	22
DISTRICT 20					
CARTER	0	48	13	2	63
JOHNSTON	0	1	4	0	5
LOVE	0	0	0	0	0
MARSHALL	0	0	0	4	4
MURRAY	0	16	17	0	33
	-----	-----	-----	-----	-----
DISTRICT TOTALS	0	65	34	6	105
DISTRICT 21					
CLEVELAND	0	32	151	211	394
GARVIN	0	8	24	12	44
MCCLAIN	0	0	0	4	4
	-----	-----	-----	-----	-----
DISTRICT TOTALS	0	40	175	227	442
DISTRICT 22					
HUGHES	0	8	7	0	15
PONTOTOC	0	0	5	67	72
SEMINOLE	0	12	68	28	108
	-----	-----	-----	-----	-----
DISTRICT TOTALS	0	20	80	95	195
DISTRICT 23					
LINCOLN	0	23	3	7	33
POTTAWATOMIE	0	0	120	109	229
	-----	-----	-----	-----	-----
DISTRICT TOTALS	0	23	123	116	262

CASELOAD INVENTORY FOR
DOMESTIC RELATIONS DISPOSITIONS - OTHER DOMESTIC RELATIONS
JULY 1, 1984 - JUNE 30, 1985

	JURY TRIALS	NON-JURY TRIALS	DISMISSED WITHDRAWN/ SETTLED	UNCONTESTED	TOTAL DISPOSITIONS
DISTRICT 24					
CREEK	0	14	15	125	154
OKFUSKEE	0	5	4	0	9
OKMULGEE	0	8	8	1	17
	-----	-----	-----	-----	-----
DISTRICT TOTALS	0	27	27	126	180
DISTRICT 25					
ATOKA	0	0	1	4	5
COAL	0	0	7	0	7
	-----	-----	-----	-----	-----
DISTRICT TOTALS	0	0	8	4	12
DISTRICT 26					
CANADIAN	0	29	74	108	211
	-----	-----	-----	-----	-----
DISTRICT TOTALS	0	29	74	108	211
	-----	-----	-----	-----	-----
STATEWIDE TOTALS	5	2,409	3,352	4,130	9,896

CASELOAD INVENTORY FOR
 PROBATE LITIGATION
 JULY 1, 1984 - JUNE 30, 1985

	CASES PENDING 7/01/84	CASES FILED	TOTAL CASELOAD	CASES DISPOSED	PERCENT OF CASELOAD TERMINATED	CASES PENDING 6/30/85
DISTRICT 01						
BEAVER	119	90	209	107	51.2	102
CIMARRON	61	39	100	47	47.0	53
HARPER	105	58	163	47	28.8	116
TEXAS	246	128	374	192	51.3	182
	-----	-----	-----	-----		-----
DISTRICT TOTALS	531	315	846	393	46.4	453
DISTRICT 02						
BECKHAM	100	176	276	169	61.2	107
CUSTER	69	156	225	154	68.4	71
ELLIS	104	65	169	70	41.4	99
GREER	46	60	106	48	45.2	58
HARMON	39	49	88	42	47.7	46
ROGER MILLS	89	80	169	56	33.1	113
	-----	-----	-----	-----		-----
DISTRICT TOTALS	447	586	1,033	539	52.1	494
DISTRICT 03						
JACKSON	234	149	383	130	33.9	253
KIOWA	153	93	246	101	41.0	145
TILLMAN	56	78	134	80	59.7	54
WASHITA	103	120	223	134	60.0	89
	-----	-----	-----	-----		-----
DISTRICT TOTALS	546	440	986	445	45.1	541
DISTRICT 04						
ALFALFA	105	91	196	105	53.5	91
BLAINE	184	124	308	87	28.2	221
DEWEY	133	77	210	75	35.7	135
GARFIELD	596	380	976	308	31.5	668
GRANT	77	77	154	95	61.6	59
KINGFISHER	106	112	218	114	52.2	104
MAJOR	116	78	194	112	57.7	82
WOODS	167	127	294	170	57.8	124
WOODWARD	102	149	251	100	39.8	151
	-----	-----	-----	-----		-----
DISTRICT TOTALS	1,586	1,215	2,801	1,166	41.6	1,635

CASELOAD INVENTORY FOR
 PROBATE LITIGATION
 JULY 1, 1984 - JUNE 30, 1985

	CASES PENDING 7/01/84	CASES FILED	TOTAL CASELOAD	CASES DISPOSED	PERCENT OF CASELOAD TERMINATED	CASES PENDING 6/30/85
DISTRICT 05						
COMANCHE	1,314	394	1,708	265	15.5	1,443
COTTON	40	44	84	50	59.5	34
JEFFERSON	6	68	74	66	89.1	8
STEPHENS	279	231	510	226	44.3	284
	-----	-----	-----	-----	-----	-----
DISTRICT TOTALS	1,639	737	2,376	607	25.5	1,769
DISTRICT 06						
CADDO	181	244	425	229	53.8	196
GRADY	220	262	482	260	53.9	222
	-----	-----	-----	-----	-----	-----
DISTRICT TOTALS	401	506	907	489	53.9	418
DISTRICT 07						
OKLAHOMA	8,795	3,567	12,362	3,048	24.6	9,314
	-----	-----	-----	-----	-----	-----
DISTRICT TOTALS	8,795	3,567	12,362	3,048	24.6	9,314
DISTRICT 08						
KAY	287	300	587	268	45.6	319
NOBLE	272	90	362	91	25.1	271
	-----	-----	-----	-----	-----	-----
DISTRICT TOTALS	559	390	949	359	37.8	590
DISTRICT 09						
LOGAN	262	169	431	150	34.8	281
PAYNE	811	212	1,023	25	2.4	998
	-----	-----	-----	-----	-----	-----
DISTRICT TOTALS	1,073	381	1,454	175	12.0	1,279
DISTRICT 10						
OSAGE	468	212	680	175	25.7	505
	-----	-----	-----	-----	-----	-----
DISTRICT TOTALS	468	212	680	175	25.7	505
DISTRICT 11						
NOWATA	58	49	107	44	41.1	63
WASHINGTON	262	216	478	277	57.9	201
	-----	-----	-----	-----	-----	-----
DISTRICT TOTALS	320	265	585	321	54.8	264

CASELOAD INVENTORY FOR
 PROBATE LITIGATION
 JULY 1, 1984 - JUNE 30, 1985

	CASES PENDING 7/01/84	CASES FILED	TOTAL CASELOAD	CASES DISPOSED	PERCENT OF CASELOAD TERMINATED	CASES PENDING 6/30/85
DISTRICT 12						
CRAIG	144	110	254	115	45.2	139
MAYES	44	154	198	142	71.7	56
ROGERS	234	179	413	303	73.3	110
DISTRICT TOTALS	422	443	865	560	64.7	305
DISTRICT 13						
DELAWARE	190	117	307	95	30.9	212
OTTAWA	15	154	169	150	88.7	19
DISTRICT TOTALS	205	271	476	245	51.4	231
DISTRICT 14						
PAWNEE	11	111	122	66	54.1	56
TULSA	1,484	2,310	3,794	1,769	46.6	2,025
DISTRICT TOTALS	1,495	2,421	3,916	1,835	46.8	2,081
DISTRICT 15						
ADAIR	46	78	124	85	68.5	39
CHEROKEE	127	143	270	104	38.5	166
MUSKOGEE	515	399	914	566	61.9	348
SEQUOYAH	199	99	298	57	19.1	241
WAGONER	102	116	218	94	43.1	124
DISTRICT TOTALS	989	835	1,824	906	49.6	918
DISTRICT 16						
HASKELL	55	63	118	30	25.4	88
LATIMER	27	49	76	37	48.6	39
LE FLORE	131	237	368	206	55.9	162
DISTRICT TOTALS	213	349	562	273	48.5	289
DISTRICT 17						
CHOCTAW	131	80	211	51	24.1	160
MCCURTAIN	95	99	194	104	53.6	90
PUSHMATAHA	107	60	167	52	31.1	115
DISTRICT TOTALS	333	239	572	207	36.1	365

CASELOAD INVENTORY FOR
 PROBATE LITIGATION
 JULY 1, 1984 - JUNE 30, 1985

	CASES PENDING 7/01/84	CASES FILED	TOTAL CASELOAD	CASES DISPOSED	PERCENT OF CASELOAD TERMINATED	CASES PENDING 6/30/85
DISTRICT 18						
MCINTOSH	48	92	140	91	65.0	49
PITTSBURG	599	278	877	266	30.3	611
DISTRICT TOTALS	647	370	1,017	357	35.1	660
DISTRICT 19						
BRYAN	6	173	179	165	92.1	14
DISTRICT TOTALS	6	173	179	165	92.1	14
DISTRICT 20						
CARTER	292	240	532	190	35.7	342
JOHNSTON	72	58	130	54	41.5	76
LOVE	34	67	101	60	59.4	41
MARSHALL	28	68	96	67	69.7	29
MURRAY	25	69	94	71	75.5	23
DISTRICT TOTALS	451	502	953	442	46.3	511
DISTRICT 21						
CLEVELAND	214	403	617	365	59.1	252
GARVIN	290	224	514	208	40.4	306
MCCLAIN	154	123	277	90	32.4	187
DISTRICT TOTALS	658	750	1,408	663	47.0	745
DISTRICT 22						
HUGHES	7	112	119	79	66.3	40
PONTOTOC	629	154	783	636	81.2	147
SEMINOLE	427	133	560	157	28.0	403
DISTRICT TOTALS	1,063	399	1,462	872	59.6	590
DISTRICT 23						
LINCOLN	132	169	301	191	63.4	110
POTTAWATOMIE	265	273	538	231	42.9	307
DISTRICT TOTALS	397	442	839	422	50.3	417

CASELOAD INVENTORY FOR
 PROBATE LITIGATION
 JULY 1, 1984 - JUNE 30, 1985

	CASES PENDING 7/01/84	CASES FILED	TOTAL CASELOAD	CASES DISPOSED	PERCENT OF CASELOAD TERMINATED	CASES PENDING 6/30/85
DISTRICT 24						
CREEK	523	272	795	240	30.1	555
OKFUSKEE	175	107	282	116	41.1	166
OKMULGEE	297	237	534	186	34.8	348
	-----	-----	-----	-----		-----
DISTRICT TOTALS	995	616	1,611	542	33.6	1,069
DISTRICT 25						
ATOKA	37	62	99	63	63.6	36
COAL	50	57	107	67	62.6	40
	-----	-----	-----	-----		-----
DISTRICT TOTALS	87	119	206	130	63.1	76
DISTRICT 26						
CANADIAN	204	228	432	222	51.3	210
	-----	-----	-----	-----		-----
DISTRICT TOTALS	204	228	432	222	51.3	210
	-----	-----	-----	-----		-----
STATEWIDE TOTALS	24,530	16,771	41,301	15,558	37.6	25,743

CASELOAD INVENTORY FOR
 PROBATE DISPOSITIONS
 JULY 1, 1984 - JUNE 30, 1985

	AFTER CONTEST	WITHOUT CONTEST	TOTAL DISPOSITIONS
DISTRICT 01			
BEAVER	0	107	107
CIMARRON	0	47	47
HARPER	4	43	47
TEXAS	1	191	192
	-----	-----	-----
DISTRICT TOTALS	5	388	393
DISTRICT 02			
BECKHAM	10	159	169
CUSTER	13	141	154
ELLIS	0	70	70
GREER	0	48	48
HARMON	3	39	42
ROGER MILLS	4	52	56
	-----	-----	-----
DISTRICT TOTALS	30	509	539
DISTRICT 03			
JACKSON	1	129	130
KIOWA	1	100	101
TILLMAN	0	80	80
WASHITA	0	134	134
	-----	-----	-----
DISTRICT TOTALS	2	443	445
DISTRICT 04			
ALFALFA	1	104	105
BLAINE	0	87	87
DEWEY	0	75	75
GARFIELD	6	302	308
GRANT	8	87	95
KINGFISHER	2	112	114
MAJOR	3	109	112
WOODS	0	170	170
WOODWARD	8	92	100
	-----	-----	-----
DISTRICT TOTALS	28	1,138	1,166

CASELOAD INVENTORY FOR
 PROBATE DISPOSITIONS
 JULY 1, 1984 - JUNE 30, 1985

	AFTER CONTEST	WITHOUT CONTEST	TOTAL DISPOSITIONS
DISTRICT 05			
COMANCHE	1	264	265
COTTON	0	50	50
JEFFERSON	0	66	66
STEPHENS	4	222	226
	-----	-----	-----
DISTRICT TOTALS	5	602	607
DISTRICT 06			
CADDO	8	221	229
GRADY	0	260	260
	-----	-----	-----
DISTRICT TOTALS	8	481	489
DISTRICT 07			
OKLAHOMA	2	3,046	3,048
	-----	-----	-----
DISTRICT TOTALS	2	3,046	3,048
DISTRICT 08			
KAY	1	267	268
NOBLE	1	90	91
	-----	-----	-----
DISTRICT TOTALS	2	357	359
DISTRICT 09			
LOGAN	1	149	150
PAYNE	1	24	25
	-----	-----	-----
DISTRICT TOTALS	2	173	175
DISTRICT 10			
OSAGE	13	162	175
	-----	-----	-----
DISTRICT TOTALS	13	162	175
DISTRICT 11			
NOWATA	2	42	44
WASHINGTON	2	275	277
	-----	-----	-----
DISTRICT TOTALS	4	317	321

CASELOAD INVENTORY FOR
 PROBATE DISPOSITIONS
 JULY 1, 1984 - JUNE 30, 1985

	AFTER CONTEST	WITHOUT CONTEST	TOTAL DISPOSITIONS
DISTRICT 12			
CRAIG	30	85	115
MAYES	8	134	142
ROGERS	3	300	303
	-----	-----	-----
DISTRICT TOTALS	41	519	560
DISTRICT 13			
DELAWARE	1	94	95
OTTAWA	0	150	150
	-----	-----	-----
DISTRICT TOTALS	1	244	245
DISTRICT 14			
PAWNEE	8	58	66
TULSA	3	1,766	1,769
	-----	-----	-----
DISTRICT TOTALS	11	1,824	1,835
DISTRICT 15			
ADAIR	20	65	85
CHEROKEE	0	104	104
MUSKOGEE	10	556	566
SEQUOYAH	2	55	57
WAGONER	0	94	94
	-----	-----	-----
DISTRICT TOTALS	32	874	906
DISTRICT 16			
HASKELL	5	25	30
LATIMER	0	37	37
LE FLORE	2	204	206
	-----	-----	-----
DISTRICT TOTALS	7	266	273
DISTRICT 17			
CHOCTAW	0	51	51
MCCURTAIN	2	102	104
PUSHMATAHA	4	48	52
	-----	-----	-----
DISTRICT TOTALS	6	201	207

CASELOAD INVENTORY FOR
 PROBATE DISPOSITIONS
 JULY 1, 1984 - JUNE 30, 1985

	AFTER CONTEST	WITHOUT CONTEST	TOTAL DISPOSITIONS
DISTRICT 18			
MCINTOSH	2	89	91
PITTSBURG	16	250	266
	-----	-----	-----
DISTRICT TOTALS	18	339	357
DISTRICT 19			
BRYAN	10	155	165
	-----	-----	-----
DISTRICT TOTALS	10	155	165
DISTRICT 20			
CARTER	4	186	190
JOHNSTON	10	44	54
LOVE	2	58	60
MARSHALL	0	67	67
MURRAY	0	71	71
	-----	-----	-----
DISTRICT TOTALS	16	426	442
DISTRICT 21			
CLEVELAND	14	351	365
GARVIN	2	206	208
MCCLAIN	5	85	90
	-----	-----	-----
DISTRICT TOTALS	21	642	663
DISTRICT 22			
HUGHES	1	78	79
PONTOTOC	23	613	636
SEMINOLE	0	157	157
	-----	-----	-----
DISTRICT TOTALS	24	848	872
DISTRICT 23			
LINCOLN	5	186	191
POTTAWATOMIE	6	225	231
	-----	-----	-----
DISTRICT TOTALS	11	411	422

CASELOAD INVENTORY FOR
 PROBATE DISPOSITIONS
 JULY 1, 1984 - JUNE 30, 1985

	AFTER CONTEST	WITHOUT CONTEST	TOTAL DISPOSITIONS
DISTRICT 24			
CREEK	2	238	240
OKFUSKEE	0	116	116
OKMULGEE	0	186	186
	-----	-----	-----
DISTRICT TOTALS	2	540	542
DISTRICT 25			
ATOKA	0	63	63
COAL	6	61	67
	-----	-----	-----
DISTRICT TOTALS	6	124	130
DISTRICT 26			
CANADIAN	3	219	222
	-----	-----	-----
DISTRICT TOTALS	3	219	222
	-----	-----	-----
STATEWIDE TOTALS	310	15,248	15,558

CASELOAD INVENTORY FOR
SMALL CLAIMS LITIGATION
JULY 1, 1984 - JUNE 30, 1985

	CASES PENDING 7/01/84	CASES FILED	TOTAL CASELOAD	CASES DISPOSED	PERCENT OF CASELOAD TERMINATED	CASES PENDING 6/30/85
DISTRICT 01						
BEAVER	53	176	229	148	64.6	81
CIMARRON	41	75	116	103	88.7	13
HARPER	24	67	91	62	68.1	29
TEXAS	33	433	466	400	85.8	66
	-----	-----	-----	-----		-----
DISTRICT TOTALS	151	751	902	713	79.0	189
DISTRICT 02						
BECKHAM	97	575	672	538	80.0	134
CUSTER	102	595	697	637	91.3	60
ELLIS	28	79	107	86	80.3	21
GREER	382	153	535	488	91.2	47
HARMON	21	49	70	56	80.0	14
ROGER MILLS	4	25	29	25	86.2	4
	-----	-----	-----	-----		-----
DISTRICT TOTALS	634	1,476	2,110	1,830	86.7	280
DISTRICT 03						
JACKSON	200	200	400	187	46.7	213
KIOWA	94	137	231	138	59.7	93
TILLMAN	72	150	222	147	66.2	75
WASHITA	7	127	134	120	89.5	14
	-----	-----	-----	-----		-----
DISTRICT TOTALS	373	614	987	592	59.9	395
DISTRICT 04						
ALFALFA	4	91	95	91	95.7	4
BLAINE	122	301	423	307	72.5	116
DEWEY	11	47	58	51	87.9	7
GARFIELD	184	1,695	1,879	1,716	91.3	163
GRANT	6	83	89	73	82.0	16
KINGFISHER	55	488	543	482	88.7	61
MAJOR	80	273	353	316	89.5	37
WOODS	34	88	122	100	81.9	22
WOODWARD	501	751	1,252	921	73.5	331
	-----	-----	-----	-----		-----
DISTRICT TOTALS	997	3,817	4,814	4,057	84.2	757

CASELOAD INVENTORY FOR
SMALL CLAIMS LITIGATION
JULY 1, 1984 - JUNE 30, 1985

	CASES PENDING 7/01/84	CASES FILED	TOTAL CASELOAD	CASES DISPOSED	PERCENT OF CASELOAD TERMINATED	CASES PENDING 6/30/85
DISTRICT 05						
COMANCHE	745	4,014	4,759	3,903	82.0	856
COTTON	7	62	69	61	88.4	8
JEFFERSON	29	220	249	212	85.1	37
STEPHENS	84	1,027	1,111	1,047	94.2	64
	-----	-----	-----	-----	-----	-----
DISTRICT TOTALS	865	5,323	6,188	5,223	84.4	965
DISTRICT 06						
CADDO	91	504	595	551	92.6	44
GRADY	487	990	1,477	762	51.5	715
	-----	-----	-----	-----	-----	-----
DISTRICT TOTALS	578	1,494	2,072	1,313	63.3	759
DISTRICT 07						
OKLAHOMA	22,306	22,068	44,374	20,660	46.5	23,714
	-----	-----	-----	-----	-----	-----
DISTRICT TOTALS	22,306	22,068	44,374	20,660	46.5	23,714
DISTRICT 08						
KAY	288	1,274	1,562	1,310	83.8	252
NOBLE	38	226	264	242	91.6	22
	-----	-----	-----	-----	-----	-----
DISTRICT TOTALS	326	1,500	1,826	1,552	84.9	274
DISTRICT 09						
LOGAN	408	492	900	431	47.8	469
PAYNE	1,542	1,536	3,078	1,540	50.0	1,538
	-----	-----	-----	-----	-----	-----
DISTRICT TOTALS	1,950	2,028	3,978	1,971	49.5	2,007
DISTRICT 10						
OSAGE	48	520	568	534	94.0	34
	-----	-----	-----	-----	-----	-----
DISTRICT TOTALS	48	520	568	534	94.0	34
DISTRICT 11						
NOWATA	40	126	166	129	77.7	37
WASHINGTON	884	661	1,545	1,196	77.4	349
	-----	-----	-----	-----	-----	-----
DISTRICT TOTALS	924	787	1,711	1,325	77.4	386

CASELOAD INVENTORY FOR
SMALL CLAIMS LITIGATION
JULY 1, 1984 - JUNE 30, 1985

	CASES PENDING 7/01/84	CASES FILED	TOTAL CASELOAD	CASES DISPOSED	PERCENT OF CASELOAD TERMINATED	CASES PENDING 6/30/85
DISTRICT 12						
CRAIG	67	466	533	473	88.7	60
MAYES	183	1,047	1,230	1,002	81.4	228
ROGERS	157	693	850	630	74.1	220
	-----	-----	-----	-----	-----	-----
DISTRICT TOTALS	407	2,206	2,613	2,105	80.5	508
DISTRICT 13						
DELAWARE	132	585	717	475	66.2	242
OTTAWA	191	627	818	651	79.5	167
	-----	-----	-----	-----	-----	-----
DISTRICT TOTALS	323	1,212	1,535	1,126	73.3	409
DISTRICT 14						
PAWNEE	7	239	246	216	87.8	30
TULSA	28,915	20,823	49,738	16,364	32.9	33,374
	-----	-----	-----	-----	-----	-----
DISTRICT TOTALS	28,922	21,062	49,984	16,580	33.1	33,404
DISTRICT 15						
ADAIR	138	307	445	401	90.1	44
CHEROKEE	242	475	717	444	61.9	273
MUSKOGEE	372	2,465	2,837	2,225	78.4	612
SEQUOYAH	409	532	941	513	54.5	428
WAGONER	295	478	773	605	78.2	168
	-----	-----	-----	-----	-----	-----
DISTRICT TOTALS	1,456	4,257	5,713	4,188	73.3	1,525
DISTRICT 16						
HASKELL	64	265	329	203	61.7	126
LATIMER	55	138	193	161	83.4	32
LE FLORE	38	749	787	701	89.0	86
	-----	-----	-----	-----	-----	-----
DISTRICT TOTALS	157	1,152	1,309	1,065	81.3	244
DISTRICT 17						
CHOCTAW	103	291	394	314	79.7	80
MCCURTAIN	171	573	744	572	76.8	172
PUSHMATAHA	79	174	253	242	95.6	11
	-----	-----	-----	-----	-----	-----
DISTRICT TOTALS	353	1,038	1,391	1,128	81.0	263

CASELOAD INVENTORY FOR
SMALL CLAIMS LITIGATION
JULY 1, 1984 - JUNE 30, 1985

	CASES PENDING 7/01/84	CASES FILED	TOTAL CASELOAD	CASES DISPOSED	PERCENT OF CASELOAD TERMINATED	CASES PENDING 6/30/85
DISTRICT 18						
MCINTOSH	53	334	387	351	90.7	36
PITTSBURG	77	836	913	805	88.1	108
	-----	-----	-----	-----	-----	-----
DISTRICT TOTALS	130	1,170	1,300	1,156	88.9	144
DISTRICT 19						
BRYAN	119	461	580	514	88.6	66
	-----	-----	-----	-----	-----	-----
DISTRICT TOTALS	119	461	580	514	88.6	66
DISTRICT 20						
CARTER	639	2,035	2,674	2,228	83.3	446
JOHNSTON	23	259	282	263	93.2	19
LOVE	6	95	101	89	88.1	12
MARSHALL	16	143	159	137	86.1	22
MURRAY	83	269	352	335	95.1	17
	-----	-----	-----	-----	-----	-----
DISTRICT TOTALS	767	2,801	3,568	3,052	85.5	516
DISTRICT 21						
CLEVELAND	239	3,151	3,390	3,106	91.6	284
GARVIN	112	624	736	666	90.4	70
MCCLAIN	120	372	492	276	56.1	216
	-----	-----	-----	-----	-----	-----
DISTRICT TOTALS	471	4,147	4,618	4,048	87.6	570
DISTRICT 22						
HUGHES	43	291	334	248	74.2	86
PONTOTOC	327	1,208	1,535	1,242	80.9	293
SEMINOLE	177	581	758	678	89.4	80
	-----	-----	-----	-----	-----	-----
DISTRICT TOTALS	547	2,080	2,627	2,168	82.5	459
DISTRICT 23						
LINCOLN	154	438	592	369	62.3	223
POTTAWATOMIE	217	1,059	1,276	1,024	80.2	252
	-----	-----	-----	-----	-----	-----
DISTRICT TOTALS	371	1,497	1,868	1,393	74.5	475

CASELOAD INVENTORY FOR
SMALL CLAIMS LITIGATION
JULY 1, 1984 - JUNE 30, 1985

	CASES PENDING 7/01/84	CASES FILED	TOTAL CASELOAD	CASES DISPOSED	PERCENT OF CASELOAD TERMINATED	CASES PENDING 6/30/85
DISTRICT 24						
CREEK	779	1,074	1,853	866	46.7	987
OKFUSKEE	48	155	203	128	63.0	75
OKMULGEE	771	1,080	1,851	1,335	72.1	516
DISTRICT TOTALS	1,598	2,309	3,907	2,329	59.6	1,578
DISTRICT 25						
ATOKA	8	134	142	129	90.8	13
COAL	12	67	79	67	84.8	12
DISTRICT TOTALS	20	201	221	196	88.6	25
DISTRICT 26						
CANADIAN	665	1,037	1,702	828	48.6	874
DISTRICT TOTALS	665	1,037	1,702	828	48.6	874
STATEWIDE TOTALS	65,458	87,008	152,466	81,646	53.5	70,820

CASELOAD INVENTORY FOR
SMALL CLAIMS DISPOSITIONS
JULY 1, 1984 - JUNE 30, 1985

	NON-JURY TRIALS	VOLUNTARY DISMISSALS	DISMISSED- DEFAULT JUDGMENT	FAILURE TO PROSECUTE	TOTAL DISPOSITIONS
DISTRICT 01					
BEAVER	27	55	29	37	148
CIMARRON	20	42	38	3	103
HARPER	18	14	21	9	62
TEXAS	99	111	146	44	400
DISTRICT TOTALS	164	222	234	93	713
DISTRICT 02					
BECKHAM	132	76	282	48	538
CUSTER	114	162	237	124	637
ELLIS	14	32	29	11	86
GREER	17	35	81	355	488
HARMON	9	10	18	19	56
ROGER MILLS	7	8	9	1	25
DISTRICT TOTALS	293	323	656	558	1,830
DISTRICT 03					
JACKSON	68	13	74	32	187
KIOWA	27	31	44	36	138
TILLMAN	33	37	75	2	147
WASHITA	29	23	56	12	120
DISTRICT TOTALS	157	104	249	82	592
DISTRICT 04					
ALFALFA	15	24	28	24	91
BLAINE	48	78	127	54	307
DEWEY	2	9	25	15	51
GARFIELD	267	271	803	375	1,716
GRANT	23	20	29	1	73
KINGFISHER	33	90	240	119	482
MAJOR	43	143	97	33	316
WOODS	23	25	23	29	100
WOODWARD	153	171	262	335	921
DISTRICT TOTALS	607	831	1,634	985	4,057

CASELOAD INVENTORY FOR
SMALL CLAIMS DISPOSITIONS
JULY 1, 1984 - JUNE 30, 1985

	NON-JURY TRIALS	VOLUNTARY DISMISSALS	DISMISSED- DEFAULT JUDGMENT	FAILURE TO PROSECUTE	TOTAL DISPOSITIONS
DISTRICT 05					
COMANCHE	1,283	220	1,396	1,004	3,903
COTTON	6	24	28	3	61
JEFFERSON	74	55	62	21	212
STEPHENS	190	266	451	140	1,047
DISTRICT TOTALS	1,553	565	1,937	1,168	5,223
DISTRICT 06					
CADDO	142	104	244	61	551
GRADY	161	221	341	39	762
DISTRICT TOTALS	303	325	585	100	1,313
DISTRICT 07					
OKLAHOMA	12,813	3,151	1,407	3,289	20,660
DISTRICT TOTALS	12,813	3,151	1,407	3,289	20,660
DISTRICT 08					
KAY	248	311	561	190	1,310
NOBLE	40	92	84	26	242
DISTRICT TOTALS	288	403	645	216	1,552
DISTRICT 09					
LOGAN	104	79	202	46	431
PAYNE	371	296	534	339	1,540
DISTRICT TOTALS	475	375	736	385	1,971
DISTRICT 10					
OSAGE	92	126	202	114	534
DISTRICT TOTALS	92	126	202	114	534
DISTRICT 11					
NOWATA	27	51	50	1	129
WASHINGTON	233	70	204	689	1,196
DISTRICT TOTALS	260	121	254	690	1,325

CASELOAD INVENTORY FOR
SMALL CLAIMS DISPOSITIONS
JULY 1, 1984 - JUNE 30, 1985

	NON-JURY TRIALS	VOLUNTARY DISMISSALS	DISMISSED- DEFAULT JUDGMENT	FAILURE TO PROSECUTE	TOTAL DISPOSITIONS
DISTRICT 12					
CRAIG	77	120	216	60	473
MAYES	198	165	480	159	1,002
ROGERS	228	102	216	84	630
DISTRICT TOTALS	503	387	912	303	2,105
DISTRICT 13					
DELAWARE	89	107	225	54	475
OTTAWA	177	114	249	111	651
DISTRICT TOTALS	266	221	474	165	1,126
DISTRICT 14					
PAWNEE	87	34	79	16	216
TULSA	1,885	3,368	10,690	421	16,364
DISTRICT TOTALS	1,972	3,402	10,769	437	16,580
DISTRICT 15					
ADAIR	133	74	194	0	401
CHEROKEE	91	80	272	1	444
MUSKOGEE	381	514	1,165	165	2,225
SEQUOYAH	123	112	269	9	513
WAGONER	136	143	296	30	605
DISTRICT TOTALS	864	923	2,196	205	4,188
DISTRICT 16					
HASKELL	17	36	136	14	203
LATIMER	77	19	56	9	161
LE FLORE	160	151	316	74	701
DISTRICT TOTALS	254	206	508	97	1,065
DISTRICT 17					
CHOCTAW	0	56	188	70	314
MCCURTAIN	112	134	238	88	572
PUSHMATAHA	33	56	61	92	242
DISTRICT TOTALS	145	246	487	250	1,128

CASELOAD INVENTORY FOR
SMALL CLAIMS DISPOSITIONS
JULY 1, 1984 - JUNE 30, 1985

	NON-JURY TRIALS	VOLUNTARY DISMISSALS	DISMISSED- DEFAULT JUDGMENT	FAILURE TO PROSECUTE	TOTAL DISPOSITIONS
DISTRICT 18					
MCINTOSH	71	71	131	78	351
PITTSBURG	145	137	383	140	805
	-----	-----	-----	-----	-----
DISTRICT TOTALS	216	208	514	218	1,156
DISTRICT 19					
BRYAN	71	112	197	134	514
	-----	-----	-----	-----	-----
DISTRICT TOTALS	71	112	197	134	514
DISTRICT 20					
CARTER	459	189	927	653	2,228
JOHNSTON	67	57	96	43	263
LOVE	11	33	40	5	89
MARSHALL	16	50	56	15	137
MURRAY	66	45	126	98	335
	-----	-----	-----	-----	-----
DISTRICT TOTALS	619	374	1,245	814	3,052
DISTRICT 21					
CLEVELAND	506	479	1,228	893	3,106
GARVIN	114	126	256	170	666
MCCLAIN	95	71	106	4	276
	-----	-----	-----	-----	-----
DISTRICT TOTALS	715	676	1,590	1,067	4,048
DISTRICT 22					
HUGHES	75	33	106	34	248
PONTOTOC	0	245	699	298	1,242
SEMINOLE	90	134	278	176	678
	-----	-----	-----	-----	-----
DISTRICT TOTALS	165	412	1,083	508	2,168
DISTRICT 23					
LINCOLN	77	86	179	27	369
POTTAWATOMIE	203	136	464	221	1,024
	-----	-----	-----	-----	-----
DISTRICT TOTALS	280	222	643	248	1,393

CASELOAD INVENTORY FOR
SMALL CLAIMS DISPOSITIONS
JULY 1, 1984 - JUNE 30, 1985

	NON-JURY TRIALS	VOLUNTARY DISMISSALS	DISMISSED- DEFAULT JUDGMENT	FAILURE TO PROSECUTE	TOTAL DISPOSITIONS
DISTRICT 24					
CREEK	253	141	433	39	866
OKFUSKEE	41	28	43	16	128
OKMULGEE	312	119	479	425	1,335
DISTRICT TOTALS	606	288	955	480	2,329
DISTRICT 25					
ATOKA	40	22	28	39	129
COAL	4	32	29	2	67
DISTRICT TOTALS	44	54	57	41	196
DISTRICT 26					
CANADIAN	230	141	409	48	828
DISTRICT TOTALS	230	141	409	48	828
STATEWIDE TOTALS	23,955	14,418	30,578	12,695	81,646

CASELOAD INVENTORY FOR
CRIMINAL FELONY LITIGATION - TOTAL FELONY
JULY 1, 1984 - JUNE 30, 1985

	CASES PENDING 7/01/84	CASES FILED	TOTAL CASELOAD	CASES DISPOSED	PERCENT OF CASELOAD TERMINATED	CASES PENDING 6/30/85
DISTRICT 01						
BEAVER	31	33	64	45	70.3	19
CIMARRON	38	68	106	56	52.8	50
HARPER	56	74	130	63	48.4	67
TEXAS	318	187	505	227	44.9	278
	-----	-----	-----	-----		-----
DISTRICT TOTALS	443	362	805	391	48.5	414
DISTRICT 02						
BECKHAM	44	149	193	146	75.6	47
CUSTER	84	178	262	218	83.2	44
ELLIS	34	30	64	22	34.3	42
GREER	34	44	78	36	46.1	42
HARMON	5	22	27	17	62.9	10
ROGER MILLS	10	30	40	28	70.0	12
	-----	-----	-----	-----		-----
DISTRICT TOTALS	211	453	664	467	70.3	197
DISTRICT 03						
JACKSON	730	237	967	194	20.0	773
KIOWA	146	68	214	68	31.7	146
TILLMAN	89	101	190	136	71.5	54
WASHITA	95	90	185	69	37.3	116
	-----	-----	-----	-----		-----
DISTRICT TOTALS	1,060	496	1,556	467	30.0	1,089
DISTRICT 04						
ALFALFA	53	75	128	99	77.3	29
BLAINE	141	145	286	107	37.4	179
DEWEY	71	35	106	36	33.9	70
GARFIELD	672	515	1,187	351	29.5	836
GRANT	27	43	70	34	48.5	36
KINGFISHER	80	101	181	96	53.0	85
MAJOR	102	36	138	50	36.2	88
WOODS	42	87	129	60	46.5	69
WOODWARD	529	174	703	179	25.4	524
	-----	-----	-----	-----		-----
DISTRICT TOTALS	1,717	1,211	2,928	1,012	34.5	1,916

CASELOAD INVENTORY FOR
CRIMINAL FELONY LITIGATION - TOTAL FELONY
JULY 1, 1984 - JUNE 30, 1985

	CASES PENDING 7/01/84	CASES FILED	TOTAL CASELOAD	CASES DISPOSED	PERCENT OF CASELOAD TERMINATED	CASES PENDING 6/30/85
DISTRICT 05						
COMANCHE	2,146	642	2,788	441	15.8	2,347
COTTON	22	45	67	48	71.6	19
JEFFERSON	51	53	104	45	43.2	59
STEPHENS	251	279	530	270	50.9	260
	-----	-----	-----	-----	-----	-----
DISTRICT TOTALS	2,470	1,019	3,489	804	23.0	2,685
DISTRICT 06						
CADDO	49	201	250	197	78.8	53
GRADY	402	192	594	149	25.0	445
	-----	-----	-----	-----	-----	-----
DISTRICT TOTALS	451	393	844	346	41.0	498
DISTRICT 07						
OKLAHOMA	20,932	6,226	27,158	4,315	15.8	22,843
	-----	-----	-----	-----	-----	-----
DISTRICT TOTALS	20,932	6,226	27,158	4,315	15.8	22,843
DISTRICT 08						
KAY	201	296	497	249	50.1	248
NOBLE	54	89	143	72	50.3	71
	-----	-----	-----	-----	-----	-----
DISTRICT TOTALS	255	385	640	321	50.1	319
DISTRICT 09						
LOGAN	127	136	263	138	52.4	125
PAYNE	850	523	1,373	330	24.0	1,043
	-----	-----	-----	-----	-----	-----
DISTRICT TOTALS	977	659	1,636	468	28.6	1,168
DISTRICT 10						
OSAGE	301	186	487	180	36.9	307
	-----	-----	-----	-----	-----	-----
DISTRICT TOTALS	301	186	487	180	36.9	307
DISTRICT 11						
NOWATA	71	70	141	56	39.7	85
WASHINGTON	621	285	906	716	79.0	190
	-----	-----	-----	-----	-----	-----
DISTRICT TOTALS	692	355	1,047	772	73.7	275

CASELOAD INVENTORY FOR
CRIMINAL FELONY LITIGATION - TOTAL FELONY
JULY 1, 1984 - JUNE 30, 1985

	CASES PENDING 7/01/84	CASES FILED	TOTAL CASELOAD	CASES DISPOSED	PERCENT OF CASELOAD TERMINATED	CASES PENDING 6/30/85
DISTRICT 12						
CRAIG	170	129	299	176	58.8	123
MAYES	53	159	212	157	74.0	55
ROGERS	192	240	432	331	76.6	101
	-----	-----	-----	-----		-----
DISTRICT TOTALS	415	528	943	664	70.4	279
DISTRICT 13						
DELAWARE	305	169	474	177	37.3	297
OTTAWA	221	332	553	296	53.5	257
	-----	-----	-----	-----		-----
DISTRICT TOTALS	526	501	1,027	473	46.0	554
DISTRICT 14						
PAWNEE	9	61	70	50	71.4	20
TULSA	2,590	5,180	7,770	5,624	72.3	2,146
	-----	-----	-----	-----		-----
DISTRICT TOTALS	2,599	5,241	7,840	5,674	72.3	2,166
DISTRICT 15						
ADAIR	138	208	346	132	38.1	214
CHEROKEE	108	371	479	206	43.0	273
MUSKOGEE	531	649	1,180	627	53.1	553
SEQUOYAH	312	207	519	83	15.9	436
WAGONER	122	276	398	191	47.9	207
	-----	-----	-----	-----		-----
DISTRICT TOTALS	1,211	1,711	2,922	1,239	42.4	1,683
DISTRICT 16						
HASKELL	130	53	183	31	16.9	152
LATIMER	34	68	102	48	47.0	54
LE FLORE	114	283	397	235	59.1	162
	-----	-----	-----	-----		-----
DISTRICT TOTALS	278	404	682	314	46.0	368
DISTRICT 17						
CHOCTAW	128	90	218	118	54.1	100
MCCURTAIN	261	166	427	191	44.7	236
PUSHMATAHA	138	90	228	92	40.3	136
	-----	-----	-----	-----		-----
DISTRICT TOTALS	527	346	873	401	45.9	472

CASELOAD INVENTORY FOR
CRIMINAL FELONY LITIGATION - TOTAL FELONY
JULY 1, 1984 - JUNE 30, 1985

	CASES PENDING 7/01/84	CASES FILED	TOTAL CASELOAD	CASES DISPOSED	PERCENT OF CASELOAD TERMINATED	CASES PENDING 6/30/85
DISTRICT 18						
MCINTOSH	52	119	171	99	57.8	72
PITTSBURG	462	334	796	326	40.9	470
	-----	-----	-----	-----	-----	-----
DISTRICT TOTALS	514	453	967	425	43.9	542
DISTRICT 19						
BRYAN	298	408	706	334	47.3	372
	-----	-----	-----	-----	-----	-----
DISTRICT TOTALS	298	408	706	334	47.3	372
DISTRICT 20						
CARTER	320	427	747	407	54.4	340
JOHNSTON	57	66	123	55	44.7	68
LOVE	33	53	86	45	52.3	41
MARSHALL	23	111	134	102	76.1	32
MURRAY	45	97	142	121	85.2	21
	-----	-----	-----	-----	-----	-----
DISTRICT TOTALS	478	754	1,232	730	59.2	502
DISTRICT 21						
CLEVELAND	1,137	1,504	2,641	1,536	58.1	1,105
GARVIN	320	231	551	181	32.8	370
MCCLAIN	302	233	535	150	28.0	385
	-----	-----	-----	-----	-----	-----
DISTRICT TOTALS	1,759	1,968	3,727	1,867	50.0	1,860
DISTRICT 22						
HUGHES	13	94	107	42	39.2	65
PONTOTOC	113	210	323	173	53.5	150
SEMINOLE	85	308	393	218	55.4	175
	-----	-----	-----	-----	-----	-----
DISTRICT TOTALS	211	612	823	433	52.6	390
DISTRICT 23						
LINCOLN	72	130	202	134	66.3	68
POTTAWATOMIE	663	350	1,013	309	30.5	704
	-----	-----	-----	-----	-----	-----
DISTRICT TOTALS	735	480	1,215	443	36.4	772

CASELOAD INVENTORY FOR
 CRIMINAL FELONY LITIGATION - TOTAL FELONY
 JULY 1, 1984 - JUNE 30, 1985

	CASES PENDING 7/01/84	CASES FILED	TOTAL CASELOAD	CASES DISPOSED	PERCENT OF CASELOAD TERMINATED	CASES PENDING 6/30/85
DISTRICT 24						
CREEK	600	397	997	290	29.0	707
OKFUSKEE	50	105	155	67	43.2	88
OKMULGEE	179	342	521	376	72.1	145
	-----	-----	-----	-----	-----	-----
DISTRICT TOTALS	829	844	1,673	733	43.8	940
DISTRICT 25						
ATOKA	63	173	236	155	65.6	81
COAL	35	76	111	69	62.1	42
	-----	-----	-----	-----	-----	-----
DISTRICT TOTALS	98	249	347	224	64.5	123
DISTRICT 26						
CANADIAN	664	654	1,318	529	40.1	789
	-----	-----	-----	-----	-----	-----
DISTRICT TOTALS	664	654	1,318	529	40.1	789
	-----	-----	-----	-----	-----	-----
STATEWIDE TOTALS	40,651	26,898	67,549	24,026	35.5	43,523

CASELOAD INVENTORY FOR
 CRIMINAL FELONY DISPOSITIONS - TOTAL FELONY
 JULY 1, 1984 - JUNE 30, 1985

	JURY TRIALS	NON-JURY TRIALS	GUILTY PLEAS	DISMISSALS	TOTAL DISPOSITIONS
DISTRICT 01					
BEAVER	1	1	17	26	45
CIMARRON	5	1	24	26	56
HARPER	5	0	43	15	63
TEXAS	7	4	51	165	227
	-----	-----	-----	-----	-----
DISTRICT TOTALS	18	6	135	232	391
DISTRICT 02					
BECKHAM	9	0	122	15	146
CUSTER	10	16	139	53	218
ELLIS	0	1	3	18	22
GREER	0	1	29	6	36
HARMON	0	0	11	6	17
ROGER MILLS	1	8	12	7	28
	-----	-----	-----	-----	-----
DISTRICT TOTALS	20	26	316	105	467
DISTRICT 03					
JACKSON	3	134	12	45	194
KIOWA	0	2	39	27	68
TILLMAN	1	0	35	100	136
WASHITA	2	2	38	27	69
	-----	-----	-----	-----	-----
DISTRICT TOTALS	6	138	124	199	467
DISTRICT 04					
ALFALFA	1	0	43	55	99
BLAINE	2	3	53	49	107
DEWEY	0	0	6	30	36
GARFIELD	1	2	208	140	351
GRANT	0	2	23	9	34
KINGFISHER	1	0	79	16	96
MAJOR	1	1	13	35	50
WOODS	1	0	20	39	60
WOODWARD	3	6	107	63	179
	-----	-----	-----	-----	-----
DISTRICT TOTALS	10	14	552	436	1,012

CASELOAD INVENTORY FOR
CRIMINAL FELONY DISPOSITIONS - TOTAL FELONY
JULY 1, 1984 - JUNE 30, 1985

	JURY TRIALS	NON-JURY TRIALS	GUILTY PLEAS	DISMISSALS	TOTAL DISPOSITIONS
DISTRICT 05					
COMANCHE	61	2	273	105	441
COTTON	1	17	19	11	48
JEFFERSON	3	0	25	17	45
STEPHENS	9	5	121	135	270
	-----	-----	-----	-----	-----
DISTRICT TOTALS	74	24	438	268	804
DISTRICT 06					
CADDO	3	0	124	70	197
GRADY	9	4	85	51	149
	-----	-----	-----	-----	-----
DISTRICT TOTALS	12	4	209	121	346
DISTRICT 07					
OKLAHOMA	132	203	3,524	456	4,315
	-----	-----	-----	-----	-----
DISTRICT TOTALS	132	203	3,524	456	4,315
DISTRICT 08					
KAY	7	2	202	38	249
NOBLE	3	2	35	32	72
	-----	-----	-----	-----	-----
DISTRICT TOTALS	10	4	237	70	321
DISTRICT 09					
LOGAN	3	0	97	38	138
PAYNE	6	0	133	191	330
	-----	-----	-----	-----	-----
DISTRICT TOTALS	9	0	230	229	468
DISTRICT 10					
OSAGE	10	0	60	110	180
	-----	-----	-----	-----	-----
DISTRICT TOTALS	10	0	60	110	180
DISTRICT 11					
NOWATA	1	4	23	28	56
WASHINGTON	6	19	642	49	716
	-----	-----	-----	-----	-----
DISTRICT TOTALS	7	23	665	77	772

CASELOAD INVENTORY FOR
 CRIMINAL FELONY DISPOSITIONS - TOTAL FELONY
 JULY 1, 1984 - JUNE 30, 1985

	JURY TRIALS	NON-JURY TRIALS	GUILTY PLEAS	DISMISSALS	TOTAL DISPOSITIONS
DISTRICT 12					
CRAIG	5	2	77	92	176
MAYES	0	0	110	47	157
ROGERS	7	34	128	162	331
	-----	-----	-----	-----	-----
DISTRICT TOTALS	12	36	315	301	664
DISTRICT 13					
DELAWARE	1	2	49	125	177
OTTAWA	0	1	132	163	296
	-----	-----	-----	-----	-----
DISTRICT TOTALS	1	3	181	288	473
DISTRICT 14					
PAWNEE	0	2	35	13	50
TULSA	101	15	3,873	1,635	5,624
	-----	-----	-----	-----	-----
DISTRICT TOTALS	101	17	3,908	1,648	5,674
DISTRICT 15					
ADAIR	1	28	73	30	132
CHEROKEE	7	0	129	70	206
MUSKOGEE	29	12	465	121	627
SEQUOYAH	4	6	29	44	83
WAGONER	3	33	110	45	191
	-----	-----	-----	-----	-----
DISTRICT TOTALS	44	79	806	310	1,239
DISTRICT 16					
HASKELL	4	0	23	4	31
LATIMER	4	1	30	13	48
LE FLORE	14	0	147	74	235
	-----	-----	-----	-----	-----
DISTRICT TOTALS	22	1	200	91	314
DISTRICT 17					
CHOCTAW	3	24	64	27	118
MCCURTAIN	9	12	87	83	191
PUSHMATAHA	2	0	55	35	92
	-----	-----	-----	-----	-----
DISTRICT TOTALS	14	36	206	145	401

CASELOAD INVENTORY FOR
 CRIMINAL FELONY DISPOSITIONS - TOTAL FELONY
 JULY 1, 1984 - JUNE 30, 1985

	JURY TRIALS	NON-JURY TRIALS	GUILTY PLEAS	DISMISSALS	TOTAL DISPOSITIONS
DISTRICT 18					
MCINTOSH	5	0	51	43	99
PITTSBURG	7	9	241	69	326
DISTRICT TOTALS	12	9	292	112	425
DISTRICT 19					
BRYAN	9	1	89	235	334
DISTRICT TOTALS	9	1	89	235	334
DISTRICT 20					
CARTER	28	0	278	101	407
JOHNSTON	0	0	48	7	55
LOVE	3	0	37	5	45
MARSHALL	2	6	70	24	102
MURRAY	3	11	68	39	121
DISTRICT TOTALS	36	17	501	176	730
DISTRICT 21					
CLEVELAND	30	397	385	724	1,536
GARVIN	2	2	98	79	181
MCCLAIN	0	11	86	53	150
DISTRICT TOTALS	32	410	569	856	1,867
DISTRICT 22					
HUGHES	3	0	36	3	42
PONTOTOC	9	0	117	47	173
SEMINOLE	12	0	143	63	218
DISTRICT TOTALS	24	0	296	113	433
DISTRICT 23					
LINCOLN	14	6	94	20	134
POTTAWATOMIE	19	0	196	94	309
DISTRICT TOTALS	33	6	290	114	443

CASELOAD INVENTORY FOR
 CRIMINAL FELONY DISPOSITIONS - TOTAL FELONY
 JULY 1, 1984 - JUNE 30, 1985

	JURY TRIALS	NON-JURY TRIALS	GUILTY PLEAS	DISMISSALS	TOTAL DISPOSITIONS
DISTRICT 24					
CREEK	7	4	158	121	290
OKFUSKEE	2	18	24	23	67
OKMULGEE	15	2	261	98	376
	-----	-----	-----	-----	-----
DISTRICT TOTALS	24	24	443	242	733
DISTRICT 25					
ATOKA	8	0	86	61	155
COAL	1	0	34	34	69
	-----	-----	-----	-----	-----
DISTRICT TOTALS	9	0	120	95	224
DISTRICT 26					
CANADIAN	1	8	336	184	529
	-----	-----	-----	-----	-----
DISTRICT TOTALS	1	8	336	184	529
	-----	-----	-----	-----	-----
STATEWIDE TOTALS	682	1,089	15,042	7,213	24,026

CASELOAD INVENTORY FOR
CRIMINAL FELONY LITIGATION - D.U.I.
JULY 1, 1984 - JUNE 30, 1985

	CASES PENDING 7/01/84	CASES FILED	TOTAL CASELOAD	CASES DISPOSED	PERCENT OF CASELOAD TERMINATED	CASES PENDING 6/30/85
DISTRICT 01						
BEAVER	1	3	4	4	100.0	0
CIMARRON	0	3	3	1	33.3	2
HARPER	0	1	1	1	100.0	0
TEXAS	1	5	6	6	100.0	0
	-----	-----	-----	-----	-----	-----
DISTRICT TOTALS	2	12	14	12	85.7	2
DISTRICT 02						
BECKHAM	0	4	4	4	100.0	0
CUSTER	5	7	12	12	100.0	0
ELLIS	2	0	2	0	0.0	2
GREER	0	0	0	0	0.0	0
HARMON	0	2	2	2	100.0	0
ROGER MILLS	0	1	1	0	0.0	1
	-----	-----	-----	-----	-----	-----
DISTRICT TOTALS	7	14	21	18	85.7	3
DISTRICT 03						
JACKSON	6	10	16	13	81.2	3
KIOWA	0	0	0	0	0.0	0
TILLMAN	0	1	1	1	100.0	0
WASHITA	0	7	7	5	71.4	2
	-----	-----	-----	-----	-----	-----
DISTRICT TOTALS	6	18	24	19	79.1	5
DISTRICT 04						
ALFALFA	0	7	7	6	85.7	1
BLAINE	9	15	24	17	70.8	7
DEWEY	3	2	5	2	40.0	3
GARFIELD	38	61	99	54	54.5	45
GRANT	2	4	6	5	83.3	1
KINGFISHER	7	20	27	19	70.3	8
MAJOR	0	1	1	1	100.0	0
WOODS	2	12	14	3	21.4	11
WOODWARD	7	20	27	20	74.0	7
	-----	-----	-----	-----	-----	-----
DISTRICT TOTALS	68	142	210	127	60.4	83

CASELOAD INVENTORY FOR
CRIMINAL FELONY LITIGATION - D.U.I.
JULY 1, 1984 - JUNE 30, 1985

	CASES PENDING 7/01/84	CASES FILED	TOTAL CASELOAD	CASES DISPOSED	PERCENT OF CASELOAD TERMINATED	CASES PENDING 6/30/85
DISTRICT 05						
COMANCHE	1	23	24	12	50.0	12
COTTON	3	1	4	4	100.0	0
JEFFERSON	5	13	18	11	61.1	7
STEPHENS	11	24	35	27	77.1	8
	-----	-----	-----	-----	-----	-----
DISTRICT TOTALS	20	61	81	54	66.6	27
DISTRICT 06						
CADDO	0	6	6	5	83.3	1
GRADY	1	1	2	1	50.0	1
	-----	-----	-----	-----	-----	-----
DISTRICT TOTALS	1	7	8	6	75.0	2
DISTRICT 07						
OKLAHOMA	126	580	706	575	81.4	131
	-----	-----	-----	-----	-----	-----
DISTRICT TOTALS	126	580	706	575	81.4	131
DISTRICT 08						
KAY	8	48	56	43	76.7	13
NOBLE	13	9	22	8	36.3	14
	-----	-----	-----	-----	-----	-----
DISTRICT TOTALS	21	57	78	51	65.3	27
DISTRICT 09						
LOGAN	4	14	18	15	83.3	3
PAYNE	64	73	137	52	37.9	85
	-----	-----	-----	-----	-----	-----
DISTRICT TOTALS	68	87	155	67	43.2	88
DISTRICT 10						
OSAGE	1	2	3	1	33.3	2
	-----	-----	-----	-----	-----	-----
DISTRICT TOTALS	1	2	3	1	33.3	2
DISTRICT 11						
NOWATA	0	1	1	1	100.0	0
WASHINGTON	46	25	71	58	81.6	13
	-----	-----	-----	-----	-----	-----
DISTRICT TOTALS	46	26	72	59	81.9	13

CASELOAD INVENTORY FOR
CRIMINAL FELONY LITIGATION - D.U.I.
JULY 1, 1984 - JUNE 30, 1985

	CASES PENDING 7/01/84	CASES FILED	TOTAL CASELOAD	CASES DISPOSED	PERCENT OF CASELOAD TERMINATED	CASES PENDING 6/30/85
DISTRICT 12						
CRAIG	2	8	10	5	50.0	5
MAYES	2	15	17	14	82.3	3
ROGERS	21	36	57	47	82.4	10
	-----	-----	-----	-----	-----	-----
DISTRICT TOTALS	25	59	84	66	78.5	18
DISTRICT 13						
DELAWARE	3	0	3	3	100.0	0
OTTAWA	2	13	15	12	80.0	3
	-----	-----	-----	-----	-----	-----
DISTRICT TOTALS	5	13	18	15	83.3	3
DISTRICT 14						
PAWNEE	0	2	2	2	100.0	0
TULSA	282	544	826	555	67.1	271
	-----	-----	-----	-----	-----	-----
DISTRICT TOTALS	282	546	828	557	67.2	271
DISTRICT 15						
ADAIR	1	9	10	6	60.0	4
CHEROKEE	1	8	9	3	33.3	6
MUSKOGEE	6	23	29	19	65.5	10
SEQUOYAH	1	12	13	4	30.7	9
WAGONER	1	14	15	5	33.3	10
	-----	-----	-----	-----	-----	-----
DISTRICT TOTALS	10	66	76	37	48.6	39
DISTRICT 16						
HASKELL	0	1	1	0	0.0	1
LATIMER	0	1	1	1	100.0	0
LE FLORE	3	5	8	7	87.5	1
	-----	-----	-----	-----	-----	-----
DISTRICT TOTALS	3	7	10	8	80.0	2
DISTRICT 17						
CHOCTAW	3	0	3	2	66.6	1
MCCURTAIN	4	6	10	0	0.0	10
PUSHMATAHA	0	1	1	0	0.0	1
	-----	-----	-----	-----	-----	-----
DISTRICT TOTALS	7	7	14	2	14.2	12

CASELOAD INVENTORY FOR
CRIMINAL FELONY LITIGATION - D.U.I.
JULY 1, 1984 - JUNE 30, 1985

	CASES PENDING 7/01/84	CASES FILED	TOTAL CASELOAD	CASES DISPOSED	PERCENT OF CASELOAD TERMINATED	CASES PENDING 6/30/85
DISTRICT 18						
MCINTOSH	2	11	13	6	46.1	7
PITTSBURG	13	28	41	27	65.8	14
	-----	-----	-----	-----	-----	-----
DISTRICT TOTALS	15	39	54	33	61.1	21
DISTRICT 19						
BRYAN	8	22	30	12	40.0	18
	-----	-----	-----	-----	-----	-----
DISTRICT TOTALS	8	22	30	12	40.0	18
DISTRICT 20						
CARTER	38	97	135	94	69.6	41
JOHNSTON	9	12	21	13	61.9	8
LOVE	1	4	5	3	60.0	2
MARSHALL	4	11	15	12	80.0	3
MURRAY	3	14	17	16	94.1	1
	-----	-----	-----	-----	-----	-----
DISTRICT TOTALS	55	138	193	138	71.5	55
DISTRICT 21						
CLEVELAND	50	92	142	87	61.2	55
GARVIN	4	13	17	7	41.1	10
MCCLAIN	16	7	23	13	56.5	10
	-----	-----	-----	-----	-----	-----
DISTRICT TOTALS	70	112	182	107	58.7	75
DISTRICT 22						
HUGHES	1	9	10	2	20.0	8
PONTOTOC	12	20	32	20	62.5	12
SEMINOLE	3	4	7	7	100.0	0
	-----	-----	-----	-----	-----	-----
DISTRICT TOTALS	16	33	49	29	59.1	20
DISTRICT 23						
LINCOLN	4	4	8	3	37.5	5
POTTAWATOMIE	17	48	65	55	84.6	10
	-----	-----	-----	-----	-----	-----
DISTRICT TOTALS	21	52	73	58	79.4	15

CASELOAD INVENTORY FOR
 CRIMINAL FELONY LITIGATION - D.U.I.
 JULY 1, 1984 - JUNE 30, 1985

	CASES PENDING 7/01/84	CASES FILED	TOTAL CASELOAD	CASES DISPOSED	PERCENT OF CASELOAD TERMINATED	CASES PENDING 6/30/85
DISTRICT 24						
CREEK	16	33	49	21	42.8	28
OKFUSKEE	0	2	2	0	0.0	2
OKMULGEE	7	24	31	22	70.9	9
	-----	-----	-----	-----	-----	-----
DISTRICT TOTALS	23	59	82	43	52.4	39
DISTRICT 25						
ATOKA	0	4	4	2	50.0	2
COAL	0	3	3	2	66.6	1
	-----	-----	-----	-----	-----	-----
DISTRICT TOTALS	0	7	7	4	57.1	3
DISTRICT 26						
CANADIAN	34	59	93	66	70.9	27
	-----	-----	-----	-----	-----	-----
DISTRICT TOTALS	34	59	93	66	70.9	27
	-----	-----	-----	-----	-----	-----
STATEWIDE TOTALS	940	2,225	3,165	2,164	68.3	1,001

CASELOAD INVENTORY FOR
 CRIMINAL FELONY DISPOSITIONS - D.U.I.
 JULY 1, 1984 - JUNE 30, 1985

	JURY TRIALS	NON-JURY TRIALS	GUILTY PLEAS	DISMISSALS	TOTAL DISPOSITIONS
DISTRICT 01					
BEAVER	0	0	4	0	4
CIMARRON	0	0	1	0	1
HARPER	0	0	1	0	1
TEXAS	0	0	4	2	6
	-----	-----	-----	-----	-----
DISTRICT TOTALS	0	0	10	2	12
DISTRICT 02					
BECKHAM	0	0	4	0	4
CUSTER	0	1	10	1	12
ELLIS	0	0	0	0	0
GREER	0	0	0	0	0
HARMON	0	0	2	0	2
ROGER MILLS	0	0	0	0	0
	-----	-----	-----	-----	-----
DISTRICT TOTALS	0	1	16	1	18
DISTRICT 03					
JACKSON	1	12	0	0	13
KIOWA	0	0	0	0	0
TILLMAN	0	0	1	0	1
WASHITA	0	0	5	0	5
	-----	-----	-----	-----	-----
DISTRICT TOTALS	1	12	6	0	19
DISTRICT 04					
ALFALFA	0	0	5	1	6
BLAINE	0	0	14	3	17
DEWEY	0	0	0	2	2
GARFIELD	0	1	50	3	54
GRANT	0	1	3	1	5
KINGFISHER	0	0	19	0	19
MAJOR	0	0	1	0	1
WOODS	0	0	3	0	3
WOODWARD	0	0	19	1	20
	-----	-----	-----	-----	-----
DISTRICT TOTALS	0	2	114	11	127

CASELOAD INVENTORY FOR
 CRIMINAL FELONY DISPOSITIONS - D.U.I.
 JULY 1, 1984 - JUNE 30, 1985

	JURY TRIALS	NON-JURY TRIALS	GUILTY PLEAS	DISMISSALS	TOTAL DISPOSITIONS
DISTRICT 05					
COMANCHE	5	0	6	1	12
COTTON	0	0	4	0	4
JEFFERSON	0	0	10	1	11
STEPHENS	2	1	20	4	27
	-----	-----	-----	-----	-----
DISTRICT TOTALS	7	1	40	6	54
DISTRICT 06					
CADDO	0	0	4	1	5
GRADY	0	0	1	0	1
	-----	-----	-----	-----	-----
DISTRICT TOTALS	0	0	5	1	6
DISTRICT 07					
OKLAHOMA	6	35	501	33	575
	-----	-----	-----	-----	-----
DISTRICT TOTALS	6	35	501	33	575
DISTRICT 08					
KAY	1	1	41	0	43
NOBLE	0	0	6	2	8
	-----	-----	-----	-----	-----
DISTRICT TOTALS	1	1	47	2	51
DISTRICT 09					
LOGAN	0	0	12	3	15
PAYNE	0	0	39	13	52
	-----	-----	-----	-----	-----
DISTRICT TOTALS	0	0	51	16	67
DISTRICT 10					
OSAGE	0	0	1	0	1
	-----	-----	-----	-----	-----
DISTRICT TOTALS	0	0	1	0	1
DISTRICT 11					
NOWATA	0	0	0	1	1
WASHINGTON	0	4	53	1	58
	-----	-----	-----	-----	-----
DISTRICT TOTALS	0	4	53	2	59

CASELOAD INVENTORY FOR
 CRIMINAL FELONY DISPOSITIONS - D.U.I.
 JULY 1, 1984 - JUNE 30, 1985

	JURY TRIALS	NON-JURY TRIALS	GUILTY PLEAS	DISMISSALS	TOTAL DISPOSITIONS
DISTRICT 12					
CRAIG	0	0	5	0	5
MAYES	0	0	13	1	14
ROGERS	1	2	41	3	47
	-----	-----	-----	-----	-----
DISTRICT TOTALS	1	2	59	4	66
DISTRICT 13					
DELAWARE	0	0	1	2	3
OTTAWA	0	0	11	1	12
	-----	-----	-----	-----	-----
DISTRICT TOTALS	0	0	12	3	15
DISTRICT 14					
PAWNEE	0	0	2	0	2
TULSA	1	0	529	25	555
	-----	-----	-----	-----	-----
DISTRICT TOTALS	1	0	531	25	557
DISTRICT 15					
ADAIR	0	4	2	0	6
CHEROKEE	1	0	1	1	3
MUSKOGEE	0	0	16	3	19
SEQUOYAH	0	0	4	0	4
WAGONER	0	1	4	0	5
	-----	-----	-----	-----	-----
DISTRICT TOTALS	1	5	27	4	37
DISTRICT 16					
HASKELL	0	0	0	0	0
LATIMER	0	1	0	0	1
LE FLORE	0	0	6	1	7
	-----	-----	-----	-----	-----
DISTRICT TOTALS	0	1	6	1	8
DISTRICT 17					
CHOCTAW	0	0	2	0	2
MCCURTAIN	0	0	0	0	0
PUSHMATAHA	0	0	0	0	0
	-----	-----	-----	-----	-----
DISTRICT TOTALS	0	0	2	0	2

CASELOAD INVENTORY FOR
 CRIMINAL FELONY DISPOSITIONS - D.U.I.
 JULY 1, 1984 - JUNE 30, 1985

	JURY TRIALS	NON-JURY TRIALS	GUILTY PLEAS	DISMISSALS	TOTAL DISPOSITIONS
DISTRICT 18					
MCINTOSH	0	0	6	0	6
PITTSBURG	0	1	24	2	27
	-----	-----	-----	-----	-----
DISTRICT TOTALS	0	1	30	2	33
DISTRICT 19					
BRYAN	0	0	8	4	12
	-----	-----	-----	-----	-----
DISTRICT TOTALS	0	0	8	4	12
DISTRICT 20					
CARTER	2	0	85	7	94
JOHNSTON	0	0	13	0	13
LOVE	0	0	3	0	3
MARSHALL	1	1	10	0	12
MURRAY	1	4	7	4	16
	-----	-----	-----	-----	-----
DISTRICT TOTALS	4	5	118	11	138
DISTRICT 21					
CLEVELAND	4	22	52	9	87
GARVIN	0	0	7	0	7
MCCLAIN	0	0	9	4	13
	-----	-----	-----	-----	-----
DISTRICT TOTALS	4	22	68	13	107
DISTRICT 22					
HUGHES	0	0	2	0	2
PONTOTOC	4	0	14	2	20
SEMINOLE	0	0	6	1	7
	-----	-----	-----	-----	-----
DISTRICT TOTALS	4	0	22	3	29
DISTRICT 23					
LINCOLN	0	0	2	1	3
POTTAWATOMIE	3	0	51	1	55
	-----	-----	-----	-----	-----
DISTRICT TOTALS	3	0	53	2	58

CASELOAD INVENTORY FOR
 CRIMINAL FELONY DISPOSITIONS - D.U.I.
 JULY 1, 1984 - JUNE 30, 1985

	JURY TRIALS	NON-JURY TRIALS	GUILTY PLEAS	DISMISSALS	TOTAL DISPOSITIONS
DISTRICT 24					
CREEK	0	0	20	1	21
OKFUSKEE	0	0	0	0	0
OKMULGEE	2	0	20	0	22
	-----	-----	-----	-----	-----
DISTRICT TOTALS	2	0	40	1	43
DISTRICT 25					
ATOKA	0	0	1	1	2
COAL	0	0	2	0	2
	-----	-----	-----	-----	-----
DISTRICT TOTALS	0	0	3	1	4
DISTRICT 26					
CANADIAN	0	0	66	0	66
	-----	-----	-----	-----	-----
DISTRICT TOTALS	0	0	66	0	66
	-----	-----	-----	-----	-----
STATEWIDE TOTALS	35	92	1,889	148	2,164

CASELOAD INVENTORY FOR
CRIMINAL FELONY LITIGATION - OTHER FELONY
JULY 1, 1984 - JUNE 30, 1985

	CASES PENDING 7/01/84	CASES FILED	TOTAL CASELOAD	CASES DISPOSED	PERCENT OF CASELOAD TERMINATED	CASES PENDING 6/30/85
DISTRICT 01						
BEAVER	30	30	60	41	68.3	19
CIMARRON	38	65	103	55	53.4	48
HARPER	56	73	129	62	48.0	67
TEXAS	317	182	499	221	44.2	278
	-----	-----	-----	-----		-----
DISTRICT TOTALS	441	350	791	379	47.9	412
DISTRICT 02						
BECKHAM	44	145	189	142	75.1	47
CUSTER	79	171	250	206	82.4	44
ELLIS	32	30	62	22	35.4	40
GREER	34	44	78	36	46.1	42
HARMON	5	20	25	15	60.0	10
ROGER MILLS	10	29	39	28	71.7	11
	-----	-----	-----	-----		-----
DISTRICT TOTALS	204	439	643	449	69.8	194
DISTRICT 03						
JACKSON	724	227	951	181	19.0	770
KIOWA	146	68	214	68	31.7	146
TILLMAN	89	100	189	135	71.4	54
WASHITA	95	83	178	64	35.9	114
	-----	-----	-----	-----		-----
DISTRICT TOTALS	1,054	478	1,532	448	29.2	1,084
DISTRICT 04						
ALFALFA	53	68	121	93	76.8	28
BLAINE	132	130	262	90	34.3	172
DEWEY	68	33	101	34	33.6	67
GARFIELD	634	454	1,088	297	27.3	791
GRANT	25	39	64	29	45.3	35
KINGFISHER	73	81	154	77	50.0	77
MAJOR	102	35	137	49	35.7	88
WOODS	40	75	115	57	49.5	58
WOODWARD	522	154	676	159	23.5	517
	-----	-----	-----	-----		-----
DISTRICT TOTALS	1,649	1,069	2,718	885	32.5	1,833

CASELOAD INVENTORY FOR
 CRIMINAL FELONY LITIGATION - OTHER FELONY
 JULY 1, 1984 - JUNE 30, 1985

	CASES PENDING 7/01/84	CASES FILED	TOTAL CASELOAD	CASES DISPOSED	PERCENT OF CASELOAD TERMINATED	CASES PENDING 6/30/85
DISTRICT 05						
COMANCHE	2,145	619	2,764	429	15.5	2,335
COTTON	19	44	63	44	69.8	19
JEFFERSON	46	40	86	34	39.5	52
STEPHENS	240	255	495	243	49.0	252
	-----	-----	-----	-----		-----
DISTRICT TOTALS	2,450	958	3,408	750	22.0	2,658
DISTRICT 06						
CADDO	49	195	244	192	78.6	52
GRADY	401	191	592	148	25.0	444
	-----	-----	-----	-----		-----
DISTRICT TOTALS	450	386	836	340	40.6	496
DISTRICT 07						
OKLAHOMA	20,806	5,646	26,452	3,740	14.1	22,712
	-----	-----	-----	-----		-----
DISTRICT TOTALS	20,806	5,646	26,452	3,740	14.1	22,712
DISTRICT 08						
KAY	193	248	441	206	46.7	235
NOBLE	41	80	121	64	52.8	57
	-----	-----	-----	-----		-----
DISTRICT TOTALS	234	328	562	270	48.0	292
DISTRICT 09						
LOGAN	123	122	245	123	50.2	122
PAYNE	786	450	1,236	278	22.4	958
	-----	-----	-----	-----		-----
DISTRICT TOTALS	909	572	1,481	401	27.0	1,080
DISTRICT 10						
OSAGE	300	184	484	179	36.9	305
	-----	-----	-----	-----		-----
DISTRICT TOTALS	300	184	484	179	36.9	305
DISTRICT 11						
NOWATA	71	69	140	55	39.2	85
WASHINGTON	575	260	835	658	78.8	177
	-----	-----	-----	-----		-----
DISTRICT TOTALS	646	329	975	713	73.1	262

CASELOAD INVENTORY FOR
 CRIMINAL FELONY LITIGATION - OTHER FELONY
 JULY 1, 1984 - JUNE 30, 1985

	CASES PENDING 7/01/84	CASES FILED	TOTAL CASELOAD	CASES DISPOSED	PERCENT OF CASELOAD TERMINATED	CASES PENDING 6/30/85
DISTRICT 12						
CRAIG	168	121	289	171	59.1	118
MAYES	51	144	195	143	73.3	52
ROGERS	171	204	375	284	75.7	91
	-----	-----	-----	-----		-----
DISTRICT TOTALS	390	469	859	598	69.6	261
DISTRICT 13						
DELAWARE	302	169	471	174	36.9	297
OTTAWA	219	319	538	284	52.7	254
	-----	-----	-----	-----		-----
DISTRICT TOTALS	521	488	1,009	458	45.3	551
DISTRICT 14						
PAWNEE	9	59	68	48	70.5	20
TULSA	2,308	4,636	6,944	5,069	73.0	1,875
	-----	-----	-----	-----		-----
DISTRICT TOTALS	2,317	4,695	7,012	5,117	72.9	1,895
DISTRICT 15						
ADAIR	137	199	336	126	37.5	210
CHEROKEE	107	363	470	203	43.1	267
MUSKOGEE	525	626	1,151	608	52.8	543
SEQUOYAH	311	195	506	79	15.6	427
WAGONER	121	262	383	186	48.5	197
	-----	-----	-----	-----		-----
DISTRICT TOTALS	1,201	1,645	2,846	1,202	42.2	1,644
DISTRICT 16						
HASKELL	130	52	182	31	17.0	151
LATIMER	34	67	101	47	46.5	54
LE FLORE	111	278	389	228	58.6	161
	-----	-----	-----	-----		-----
DISTRICT TOTALS	275	397	672	306	45.5	366
DISTRICT 17						
CHOCTAW	125	90	215	116	53.9	99
MCCURTAIN	257	160	417	191	45.8	226
PUSHMATAHA	138	89	227	92	40.5	135
	-----	-----	-----	-----		-----
DISTRICT TOTALS	520	339	859	399	46.4	460

CASELOAD INVENTORY FOR
CRIMINAL FELONY LITIGATION - OTHER FELONY
JULY 1, 1984 - JUNE 30, 1985

	CASES PENDING 7/01/84	CASES FILED	TOTAL CASELOAD	CASES DISPOSED	PERCENT OF CASELOAD TERMINATED	CASES PENDING 6/30/85
DISTRICT 18						
MCINTOSH	50	108	158	93	58.8	65
PITTSBURG	449	306	755	299	39.6	456
	-----	-----	-----	-----	-----	-----
DISTRICT TOTALS	499	414	913	392	42.9	521
DISTRICT 19						
BRYAN	290	386	676	322	47.6	354
	-----	-----	-----	-----	-----	-----
DISTRICT TOTALS	290	386	676	322	47.6	354
DISTRICT 20						
CARTER	282	330	612	313	51.1	299
JOHNSTON	48	54	102	42	41.1	60
LOVE	32	49	81	42	51.8	39
MARSHALL	19	100	119	90	75.6	29
MURRAY	42	83	125	105	84.0	20
	-----	-----	-----	-----	-----	-----
DISTRICT TOTALS	423	616	1,039	592	56.9	447
DISTRICT 21						
CLEVELAND	1,087	1,412	2,499	1,449	57.9	1,050
GARVIN	316	218	534	174	32.5	360
MCCLAIN	286	226	512	137	26.7	375
	-----	-----	-----	-----	-----	-----
DISTRICT TOTALS	1,689	1,856	3,545	1,760	49.6	1,785
DISTRICT 22						
HUGHES	12	85	97	40	41.2	57
PONTOTOC	101	190	291	153	52.5	138
SEMINOLE	82	304	386	211	54.6	175
	-----	-----	-----	-----	-----	-----
DISTRICT TOTALS	195	579	774	404	52.2	370
DISTRICT 23						
LINCOLN	68	126	194	131	67.5	63
POTTAWATOMIE	646	302	948	254	26.7	694
	-----	-----	-----	-----	-----	-----
DISTRICT TOTALS	714	428	1,142	385	33.7	757

CASELOAD INVENTORY FOR
 CRIMINAL FELONY LITIGATION - OTHER FELONY
 JULY 1, 1984 - JUNE 30, 1985

	CASES PENDING 7/01/84	CASES FILED	TOTAL CASELOAD	CASES DISPOSED	PERCENT OF CASELOAD TERMINATED	CASES PENDING 6/30/85
DISTRICT 24						
CREEK	584	364	948	269	28.3	679
OKFUSKEE	50	103	153	67	43.7	86
OKMULGEE	172	318	490	354	72.2	136
	-----	-----	-----	-----	-----	-----
DISTRICT TOTALS	806	785	1,591	690	43.3	901
DISTRICT 25						
ATOKA	63	169	232	153	65.9	79
COAL	35	73	108	67	62.0	41
	-----	-----	-----	-----	-----	-----
DISTRICT TOTALS	98	242	340	220	64.7	120
DISTRICT 26						
CANADIAN	630	595	1,225	463	37.8	762
	-----	-----	-----	-----	-----	-----
DISTRICT TOTALS	630	595	1,225	463	37.8	762
	-----	-----	-----	-----	-----	-----
STATEWIDE TOTALS	39,711	24,673	64,384	21,862	33.9	42,522

CASELOAD INVENTORY FOR
 CRIMINAL FELONY DISPOSITIONS - OTHER FELONY
 JULY 1, 1984 - JUNE 30, 1985

	JURY TRIALS	NON-JURY TRIALS	GUILTY PLEAS	DISMISSALS	TOTAL DISPOSITIONS
DISTRICT 01					
BEAVER	1	1	13	26	41
CIMARRON	5	1	23	26	55
HARPER	5	0	42	15	62
TEXAS	7	4	47	163	221
	-----	-----	-----	-----	-----
DISTRICT TOTALS	18	6	125	230	379
DISTRICT 02					
BECKHAM	9	0	118	15	142
CUSTER	10	15	129	52	206
ELLIS	0	1	3	18	22
GREER	0	1	29	6	36
HARMON	0	0	9	6	15
ROGER MILLS	1	8	12	7	28
	-----	-----	-----	-----	-----
DISTRICT TOTALS	20	25	300	104	449
DISTRICT 03					
JACKSON	2	122	12	45	181
KIOWA	0	2	39	27	68
TILLMAN	1	0	34	100	135
WASHITA	2	2	33	27	64
	-----	-----	-----	-----	-----
DISTRICT TOTALS	5	126	118	199	448
DISTRICT 04					
ALFALFA	1	0	38	54	93
BLAINE	2	3	39	46	90
DEWEY	0	0	6	28	34
GARFIELD	1	1	158	137	297
GRANT	0	1	20	8	29
KINGFISHER	1	0	60	16	77
MAJOR	1	1	12	35	49
WOODS	1	0	17	39	57
WOODWARD	3	6	88	62	159
	-----	-----	-----	-----	-----
DISTRICT TOTALS	10	12	438	425	885

CASELOAD INVENTORY FOR
 CRIMINAL FELONY DISPOSITIONS - OTHER FELONY
 JULY 1, 1984 - JUNE 30, 1985

	JURY TRIALS	NON-JURY TRIALS	GUILTY PLEAS	DISMISSALS	TOTAL DISPOSITIONS
DISTRICT 05					
COMANCHE	56	2	267	104	429
COTTON	1	17	15	11	44
JEFFERSON	3	0	15	16	34
STEPHENS	7	4	101	131	243
	-----	-----	-----	-----	-----
DISTRICT TOTALS	67	23	398	262	750
DISTRICT 06					
CADDO	3	0	120	69	192
GRADY	9	4	84	51	148
	-----	-----	-----	-----	-----
DISTRICT TOTALS	12	4	204	120	340
DISTRICT 07					
OKLAHOMA	126	168	3,023	423	3,740
	-----	-----	-----	-----	-----
DISTRICT TOTALS	126	168	3,023	423	3,740
DISTRICT 08					
KAY	6	1	161	38	206
NOBLE	3	2	29	30	64
	-----	-----	-----	-----	-----
DISTRICT TOTALS	9	3	190	68	270
DISTRICT 09					
LOGAN	3	0	85	35	123
PAYNE	6	0	94	178	278
	-----	-----	-----	-----	-----
DISTRICT TOTALS	9	0	179	213	401
DISTRICT 10					
OSAGE	10	0	59	110	179
	-----	-----	-----	-----	-----
DISTRICT TOTALS	10	0	59	110	179
DISTRICT 11					
NOWATA	1	4	23	27	55
WASHINGTON	6	15	589	48	658
	-----	-----	-----	-----	-----
DISTRICT TOTALS	7	19	612	75	713

CASELOAD INVENTORY FOR
 CRIMINAL FELONY DISPOSITIONS - OTHER FELONY
 JULY 1, 1984 - JUNE 30, 1985

	JURY TRIALS	NON-JURY TRIALS	GUILTY PLEAS	DISMISSALS	TOTAL DISPOSITIONS
DISTRICT 12					
CRAIG	5	2	72	92	171
MAYES	0	0	97	46	143
ROGERS	6	32	87	159	284
	-----	-----	-----	-----	-----
DISTRICT TOTALS	11	34	256	297	598
DISTRICT 13					
DELAWARE	1	2	48	123	174
OTTAWA	0	1	121	162	284
	-----	-----	-----	-----	-----
DISTRICT TOTALS	1	3	169	285	458
DISTRICT 14					
PAWNEE	0	2	33	13	48
TULSA	100	15	3,344	1,610	5,069
	-----	-----	-----	-----	-----
DISTRICT TOTALS	100	17	3,377	1,623	5,117
DISTRICT 15					
ADAIR	1	24	71	30	126
CHEROKEE	6	0	128	69	203
MUSKOGEE	29	12	449	118	608
SEQUOYAH	4	6	25	44	79
WAGONER	3	32	106	45	186
	-----	-----	-----	-----	-----
DISTRICT TOTALS	43	74	779	306	1,202
DISTRICT 16					
HASKELL	4	0	23	4	31
LATIMER	4	0	30	13	47
LE FLORE	14	0	141	73	228
	-----	-----	-----	-----	-----
DISTRICT TOTALS	22	0	194	90	306
DISTRICT 17					
CHOCTAW	3	24	62	27	116
MCCURTAIN	9	12	87	83	191
PUSHMATAHA	2	0	55	35	92
	-----	-----	-----	-----	-----
DISTRICT TOTALS	14	36	204	145	399

CASELOAD INVENTORY FOR
 CRIMINAL FELONY DISPOSITIONS - OTHER FELONY
 JULY 1, 1984 - JUNE 30, 1985

	JURY TRIALS	NON-JURY TRIALS	GUILTY PLEAS	DISMISSALS	TOTAL DISPOSITIONS
DISTRICT 18					
MCINTOSH	5	0	45	43	93
PITTSBURG	7	8	217	67	299
	-----	-----	-----	-----	-----
DISTRICT TOTALS	12	8	262	110	392
DISTRICT 19					
BRYAN	9	1	81	231	322
	-----	-----	-----	-----	-----
DISTRICT TOTALS	9	1	81	231	322
DISTRICT 20					
CARTER	26	0	193	94	313
JOHNSTON	0	0	35	7	42
LOVE	3	0	34	5	42
MARSHALL	1	5	60	24	90
MURRAY	2	7	61	35	105
	-----	-----	-----	-----	-----
DISTRICT TOTALS	32	12	383	165	592
DISTRICT 21					
CLEVELAND	26	375	333	715	1,449
GARVIN	2	2	91	79	174
MCCLAIN	0	11	77	49	137
	-----	-----	-----	-----	-----
DISTRICT TOTALS	28	388	501	843	1,760
DISTRICT 22					
HUGHES	3	0	34	3	40
PONTOTOC	5	0	103	45	153
SEMINOLE	12	0	137	62	211
	-----	-----	-----	-----	-----
DISTRICT TOTALS	20	0	274	110	404
DISTRICT 23					
LINCOLN	14	6	92	19	131
POTTAWATOMIE	16	0	145	93	254
	-----	-----	-----	-----	-----
DISTRICT TOTALS	30	6	237	112	385

CASELOAD INVENTORY FOR
 CRIMINAL FELONY DISPOSITIONS - OTHER FELONY
 JULY 1, 1984 - JUNE 30, 1985

	JURY TRIALS	NON-JURY TRIALS	GUILTY PLEAS	DISMISSALS	TOTAL DISPOSITIONS
DISTRICT 24					
CREEK	7	4	138	120	269
OKFUSKEE	2	18	24	23	67
OKMULGEE	13	2	241	98	354
	-----	-----	-----	-----	-----
DISTRICT TOTALS	22	24	403	241	690
DISTRICT 25					
ATOKA	8	0	85	60	153
COAL	1	0	32	34	67
	-----	-----	-----	-----	-----
DISTRICT TOTALS	9	0	117	94	220
DISTRICT 26					
CANADIAN	1	8	270	184	463
	-----	-----	-----	-----	-----
DISTRICT TOTALS	1	8	270	184	463
STATEWIDE TOTALS					
	647	997	13,153	7,065	21,862

CASELOAD INVENTORY FOR
CRIMINAL MISDEMEANOR LITIGATION - TOTAL MISDEMEANOR
JULY 1, 1984 - JUNE 30, 1985

	CASES PENDING 7/01/84	CASES FILED	TOTAL CASELOAD	CASES DISPOSED	PERCENT OF CASELOAD TERMINATED	CASES PENDING 6/30/85
DISTRICT 01						
BEAVER	254	743	997	736	73.8	261
CIMARRON	52	1,164	1,216	1,165	95.8	51
HARPER	233	842	1,075	814	75.7	261
TEXAS	646	2,379	3,025	2,524	83.4	501
	-----	-----	-----	-----	-----	-----
DISTRICT TOTALS	1,185	5,128	6,313	5,239	82.9	1,074
DISTRICT 02						
BECKHAM	270	2,572	2,842	2,488	87.5	354
CUSTER	1,310	5,768	7,078	5,772	81.5	1,306
ELLIS	313	491	804	496	61.6	308
GREER	564	662	1,226	498	40.6	728
HARMON	83	798	881	773	87.7	108
ROGER MILLS	43	347	390	336	86.1	54
	-----	-----	-----	-----	-----	-----
DISTRICT TOTALS	2,583	10,638	13,221	10,363	78.3	2,858
DISTRICT 03						
JACKSON	1,019	2,719	3,738	2,511	67.1	1,227
KIOWA	565	1,267	1,832	1,317	71.8	515
TILLMAN	250	1,223	1,473	1,237	83.9	236
WASHITA	487	2,274	2,761	2,278	82.5	483
	-----	-----	-----	-----	-----	-----
DISTRICT TOTALS	2,321	7,483	9,804	7,343	74.9	2,461
DISTRICT 04						
ALFALFA	78	619	697	605	86.8	92
BLAINE	576	1,659	2,235	1,631	72.9	604
DEWEY	495	1,701	2,196	1,711	77.9	485
GARFIELD	963	2,428	3,391	2,471	72.8	920
GRANT	103	810	913	791	86.6	122
KINGFISHER	819	2,267	3,086	2,233	72.3	853
MAJOR	302	1,882	2,184	1,838	84.1	346
WOODS	188	966	1,154	950	82.3	204
WOODWARD	1,253	3,612	4,865	3,516	72.2	1,349
	-----	-----	-----	-----	-----	-----
DISTRICT TOTALS	4,777	15,944	20,721	15,746	75.9	4,975

CASELOAD INVENTORY FOR
 CRIMINAL MISDEMEANOR LITIGATION - TOTAL MISDEMEANOR
 JULY 1, 1984 - JUNE 30, 1985

	CASES PENDING 7/01/84	CASES FILED	TOTAL CASELOAD	CASES DISPOSED	PERCENT OF CASELOAD TERMINATED	CASES PENDING 6/30/85
DISTRICT 05						
COMANCHE	7,023	5,638	12,661	5,163	40.7	7,498
COTTON	295	1,592	1,887	1,563	82.8	324
JEFFERSON	437	1,537	1,974	1,572	79.6	402
STEPHENS	929	3,152	4,081	3,009	73.7	1,072
DISTRICT TOTALS	8,684	11,919	20,603	11,307	54.8	9,296
DISTRICT 06						
CADDO	1,075	4,819	5,894	4,999	84.8	895
GRADY	4,433	6,129	10,562	6,030	57.0	4,532
DISTRICT TOTALS	5,508	10,948	16,456	11,029	67.0	5,427
DISTRICT 07						
OKLAHOMA	32,125	21,573	53,698	17,905	33.3	35,793
DISTRICT TOTALS	32,125	21,573	53,698	17,905	33.3	35,793
DISTRICT 08						
KAY	310	4,732	5,042	4,602	91.2	440
NOBLE	716	4,163	4,879	3,440	70.5	1,439
DISTRICT TOTALS	1,026	8,895	9,921	8,042	81.0	1,879
DISTRICT 09						
LOGAN	1,784	5,170	6,954	4,862	69.9	2,092
PAYNE	4,548	6,987	11,535	6,671	57.8	4,864
DISTRICT TOTALS	6,332	12,157	18,489	11,533	62.3	6,956
DISTRICT 10						
OSAGE	1,073	3,759	4,832	3,854	79.7	978
DISTRICT TOTALS	1,073	3,759	4,832	3,854	79.7	978
DISTRICT 11						
NOWATA	194	768	962	759	78.9	203
WASHINGTON	837	1,876	2,713	2,034	74.9	679
DISTRICT TOTALS	1,031	2,644	3,675	2,793	76.0	882

CASELOAD INVENTORY FOR
 CRIMINAL MISDEMEANOR LITIGATION - TOTAL MISDEMEANOR
 JULY 1, 1984 - JUNE 30, 1985

	CASES PENDING 7/01/84	CASES FILED	TOTAL CASELOAD	CASES DISPOSED	PERCENT OF CASELOAD TERMINATED	CASES PENDING 6/30/85
DISTRICT 12						
CRAIG	1,405	2,355	3,760	2,162	57.5	1,598
MAYES	640	2,752	3,392	2,842	83.7	550
ROGERS	2,224	5,267	7,491	5,186	69.2	2,305
	-----	-----	-----	-----	-----	-----
DISTRICT TOTALS	4,269	10,374	14,643	10,190	69.5	4,453
DISTRICT 13						
DELAWARE	556	1,817	2,373	1,511	63.6	862
OTTAWA	660	3,502	4,162	3,498	84.0	664
	-----	-----	-----	-----	-----	-----
DISTRICT TOTALS	1,216	5,319	6,535	5,009	76.6	1,526
DISTRICT 14						
PAWNEE	47	2,610	2,657	2,349	88.4	308
TULSA	3,781	18,714	22,495	17,072	75.8	5,423
	-----	-----	-----	-----	-----	-----
DISTRICT TOTALS	3,828	21,324	25,152	19,421	77.2	5,731
DISTRICT 15						
ADAIR	392	1,210	1,602	1,145	71.4	457
CHEROKEE	1,308	3,307	4,615	2,662	57.6	1,953
MUSKOGEE	583	4,441	5,024	4,195	83.5	829
SEQUOYAH	2,449	4,825	7,274	3,757	51.6	3,517
WAGONER	574	8,077	8,651	7,418	85.7	1,233
	-----	-----	-----	-----	-----	-----
DISTRICT TOTALS	5,306	21,860	27,166	19,177	70.5	7,989
DISTRICT 16						
HASKELL	86	602	688	542	78.7	146
LATIMER	41	1,360	1,401	1,148	81.9	253
LE FLORE	448	2,426	2,874	2,085	72.5	789
	-----	-----	-----	-----	-----	-----
DISTRICT TOTALS	575	4,388	4,963	3,775	76.0	1,188
DISTRICT 17						
CHOCTAW	1,082	2,518	3,600	2,106	58.5	1,494
MCCURTAIN	2,208	3,880	6,088	2,981	48.9	3,107
PUSHMATAHA	426	1,296	1,722	1,089	63.2	633
	-----	-----	-----	-----	-----	-----
DISTRICT TOTALS	3,716	7,694	11,410	6,176	54.1	5,234

CASELOAD INVENTORY FOR
CRIMINAL MISDEMEANOR LITIGATION - TOTAL MISDEMEANOR
JULY 1, 1984 - JUNE 30, 1985

	CASES PENDING 7/01/84	CASES FILED	TOTAL CASELOAD	CASES DISPOSED	PERCENT OF CASELOAD TERMINATED	CASES PENDING 6/30/85
DISTRICT 18						
MCINTOSH	499	3,110	3,609	2,991	82.8	618
PITTSBURG	1,037	5,799	6,836	4,738	69.3	2,098
DISTRICT TOTALS	1,536	8,909	10,445	7,729	74.0	2,716
DISTRICT 19						
BRYAN	688	4,260	4,948	4,099	82.8	849
DISTRICT TOTALS	688	4,260	4,948	4,099	82.8	849
DISTRICT 20						
CARTER	1,201	3,273	4,474	2,910	65.0	1,564
JOHNSTON	292	1,240	1,532	1,308	85.3	224
LOVE	755	2,462	3,217	1,976	61.4	1,241
MARSHALL	46	711	757	722	95.3	35
MURRAY	473	1,077	1,550	1,088	70.1	462
DISTRICT TOTALS	2,767	8,763	11,530	8,004	69.4	3,526
DISTRICT 21						
CLEVELAND	1,919	7,635	9,554	7,938	83.0	1,616
GARVIN	895	4,038	4,933	3,722	75.4	1,211
MCCLAIN	1,264	4,246	5,510	3,790	68.7	1,720
DISTRICT TOTALS	4,078	15,919	19,997	15,450	77.2	4,547
DISTRICT 22						
HUGHES	105	1,400	1,505	1,216	80.8	289
PONTOTOC	487	1,357	1,844	1,129	61.2	715
SEMINOLE	847	3,575	4,422	3,178	71.8	1,244
DISTRICT TOTALS	1,439	6,332	7,771	5,523	71.0	2,248
DISTRICT 23						
LINCOLN	1,676	3,847	5,523	3,646	66.0	1,877
POTTAWATOMIE	1,444	6,459	7,903	5,979	75.6	1,924
DISTRICT TOTALS	3,120	10,306	13,426	9,625	71.6	3,801

CASELOAD INVENTORY FOR
 CRIMINAL MISDEMEANOR LITIGATION - TOTAL MISDEMEANOR
 JULY 1, 1984 - JUNE 30, 1985

	CASES PENDING 7/01/84	CASES FILED	TOTAL CASELOAD	CASES DISPOSED	PERCENT OF CASELOAD TERMINATED	CASES PENDING 6/30/85
DISTRICT 24						
CREEK	4,494	7,554	12,048	6,919	57.4	5,129
OKFUSKEE	650	1,365	2,015	1,255	62.2	760
OKMULGEE	1,126	3,236	4,362	3,248	74.4	1,114
	-----	-----	-----	-----	-----	-----
DISTRICT TOTALS	6,270	12,155	18,425	11,422	61.9	7,003
DISTRICT 25						
ATOKA	117	3,830	3,947	3,694	93.5	253
COAL	146	1,143	1,289	1,185	91.9	104
	-----	-----	-----	-----	-----	-----
DISTRICT TOTALS	263	4,973	5,236	4,879	93.1	357
DISTRICT 26						
CANADIAN	2,756	7,388	10,144	7,516	74.0	2,628
	-----	-----	-----	-----	-----	-----
DISTRICT TOTALS	2,756	7,388	10,144	7,516	74.0	2,628
	-----	-----	-----	-----	-----	-----
STATEWIDE TOTALS	108,472	261,052	369,524	243,149	65.8	126,375

CASELOAD INVENTORY FOR
 CRIMINAL MISDEMEANOR DISPOSITIONS - TOTAL MISDEMEANOR
 JULY 1, 1984 - JUNE 30, 1985

	JURY TRIALS	NON-JURY TRIALS	GUILTY PLEAS	BOND FORFEITURES	DISMISSALS	TOTAL DISPOSITIONS
DISTRICT 01						
BEAVER	0	4	326	386	20	736
CIMARRON	1	9	980	61	114	1,165
HARPER	3	6	568	189	48	814
TEXAS	0	81	1,261	718	464	2,524
DISTRICT TOTALS	4	100	3,135	1,354	646	5,239
DISTRICT 02						
BECKHAM	4	33	2,308	130	13	2,488
CUSTER	1	55	1,470	3,418	828	5,772
ELLIS	0	109	273	21	93	496
GREER	3	33	393	40	29	498
HARMON	0	0	483	64	226	773
ROGER MILLS	3	107	118	79	29	336
DISTRICT TOTALS	11	337	5,045	3,752	1,218	10,363
DISTRICT 03						
JACKSON	32	309	1,617	247	306	2,511
KIOWA	2	7	1,004	8	296	1,317
TILLMAN	2	31	982	34	188	1,237
WASHITA	0	14	1,823	183	258	2,278
DISTRICT TOTALS	36	361	5,426	472	1,048	7,343
DISTRICT 04						
ALFALFA	0	0	425	115	65	605
BLAINE	1	10	975	386	259	1,631
DEWEY	0	7	395	947	362	1,711
GARFIELD	1	24	2,073	24	349	2,471
GRANT	0	7	729	6	49	791
KINGFISHER	4	0	1,956	128	145	2,233
MAJOR	3	25	1,580	95	135	1,838
WOODS	1	5	752	31	161	950
WOODWARD	0	43	2,995	172	306	3,516
DISTRICT TOTALS	10	121	11,880	1,904	1,831	15,746

CASELOAD INVENTORY FOR
 CRIMINAL MISDEMEANOR DISPOSITIONS - TOTAL MISDEMEANOR
 JULY 1, 1984 - JUNE 30, 1985

	JURY TRIALS	NON-JURY TRIALS	GUILTY PLEAS	BOND FORFEITURES	DISMISSALS	TOTAL DISPOSITIONS
DISTRICT 05						
COMANCHE	9	0	4,576	0	578	5,163
COTTON	2	35	336	929	261	1,563
JEFFERSON	1	3	1,319	52	197	1,572
STEPHENS	6	109	2,211	198	485	3,009
DISTRICT TOTALS	18	147	8,442	1,179	1,521	11,307
DISTRICT 06						
CADDO	8	25	4,235	177	554	4,999
GRADY	7	145	5,234	133	511	6,030
DISTRICT TOTALS	15	170	9,469	310	1,065	11,029
DISTRICT 07						
OKLAHOMA	62	651	16,011	0	1,181	17,905
DISTRICT TOTALS	62	651	16,011	0	1,181	17,905
DISTRICT 08						
KAY	6	49	1,137	2,555	855	4,602
NOBLE	0	0	2,922	196	322	3,440
DISTRICT TOTALS	6	49	4,059	2,751	1,177	8,042
DISTRICT 09						
LOGAN	2	29	3,596	905	330	4,862
PAYNE	6	455	1,635	3,339	1,236	6,671
DISTRICT TOTALS	8	484	5,231	4,244	1,566	11,533
DISTRICT 10						
OSAGE	4	28	1,261	1,765	796	3,854
DISTRICT TOTALS	4	28	1,261	1,765	796	3,854
DISTRICT 11						
NOWATA	3	50	403	230	73	759
WASHINGTON	0	16	1,825	3	190	2,034
DISTRICT TOTALS	3	66	2,228	233	263	2,793

CASELOAD INVENTORY FOR
CRIMINAL MISDEMEANOR DISPOSITIONS - TOTAL MISDEMEANOR
JULY 1, 1984 - JUNE 30, 1985

	JURY TRIALS	NON-JURY TRIALS	GUILTY PLEAS	BOND FORFEITURES	DISMISSALS	TOTAL DISPOSITIONS
DISTRICT 12						
CRAIG	10	6	1,919	86	141	2,162
MAYES	3	22	1,949	522	346	2,842
ROGERS	7	326	2,319	1,416	1,118	5,186
DISTRICT TOTALS	20	354	6,187	2,024	1,605	10,190
DISTRICT 13						
DELAWARE	2	6	1,337	21	145	1,511
OTTAWA	0	83	1,879	924	612	3,498
DISTRICT TOTALS	2	89	3,216	945	757	5,009
DISTRICT 14						
PAWNEE	0	6	2,140	81	122	2,349
TULSA	5	54	14,167	233	2,613	17,072
DISTRICT TOTALS	5	60	16,307	314	2,735	19,421
DISTRICT 15						
ADAIR	0	32	1,019	2	92	1,145
CHEROKEE	2	1	1,937	163	559	2,662
MUSKOGEE	5	18	3,645	174	353	4,195
SEQUOYAH	0	84	3,241	111	321	3,757
WAGONER	0	195	6,796	54	373	7,418
DISTRICT TOTALS	7	330	16,638	504	1,698	19,177
DISTRICT 16						
HASKELL	4	5	479	3	51	542
LATIMER	6	12	925	38	167	1,148
LE FLORE	1	0	1,528	102	454	2,085
DISTRICT TOTALS	11	17	2,932	143	672	3,775
DISTRICT 17						
CHOCTAW	0	92	1,600	130	284	2,106
MCCURTAIN	3	598	1,939	45	396	2,981
PUSHMATAHA	3	40	734	60	252	1,089
DISTRICT TOTALS	6	730	4,273	235	932	6,176

CASELOAD INVENTORY FOR
 CRIMINAL MISDEMEANOR DISPOSITIONS - TOTAL MISDEMEANOR
 JULY 1, 1984 - JUNE 30, 1985

	JURY TRIALS	NON-JURY TRIALS	GUILTY PLEAS	BOND FORFEITURES	DISMISSALS	TOTAL DISPOSITIONS
DISTRICT 18						
MCINTOSH	3	42	2,555	198	193	2,991
PITTSBURG	2	26	3,830	211	669	4,738
DISTRICT TOTALS	5	68	6,385	409	862	7,729
DISTRICT 19						
BRYAN	0	1	2,405	219	1,474	4,099
DISTRICT TOTALS	0	1	2,405	219	1,474	4,099
DISTRICT 20						
CARTER	10	2	2,690	48	160	2,910
JOHNSTON	0	25	1,063	111	109	1,308
LOVE	0	2	1,649	224	101	1,976
MARSHALL	2	2	661	17	40	722
MURRAY	0	109	632	295	52	1,088
DISTRICT TOTALS	12	140	6,695	695	462	8,004
DISTRICT 21						
CLEVELAND	4	803	5,241	247	1,643	7,938
GARVIN	3	103	3,232	83	301	3,722
MCCLAIN	0	208	3,212	78	292	3,790
DISTRICT TOTALS	7	1,114	11,685	408	2,236	15,450
DISTRICT 22						
HUGHES	1	23	1,046	25	121	1,216
PONTOTOC	0	3	969	33	124	1,129
SEMINOLE	1	37	2,624	119	397	3,178
DISTRICT TOTALS	2	63	4,639	177	642	5,523
DISTRICT 23						
LINCOLN	0	85	3,021	298	242	3,646
POTTAWATOMIE	10	3	4,742	16	1,208	5,979
DISTRICT TOTALS	10	88	7,763	314	1,450	9,625

CASELOAD INVENTORY FOR
 CRIMINAL MISDEMEANOR DISPOSITIONS - TOTAL MISDEMEANOR
 JULY 1, 1984 - JUNE 30, 1985

	JURY TRIALS	NON-JURY TRIALS	GUILTY PLEAS	BOND FORFEITURES	DISMISSALS	TOTAL DISPOSITIONS
DISTRICT 24						
CREEK	3	285	3,519	1,571	1,541	6,919
OKFUSKEE	0	3	800	371	81	1,255
OKMULGEE	2	176	2,363	92	615	3,248
	-----	-----	-----	-----	-----	-----
DISTRICT TOTALS	5	464	6,682	2,034	2,237	11,422
DISTRICT 25						
ATOKA	5	1	2,407	691	590	3,694
COAL	2	2	496	386	299	1,185
	-----	-----	-----	-----	-----	-----
DISTRICT TOTALS	7	3	2,903	1,077	889	4,879
DISTRICT 26						
CANADIAN	7	113	5,991	183	1,222	7,516
	-----	-----	-----	-----	-----	-----
DISTRICT TOTALS	7	113	5,991	183	1,222	7,516
	-----	-----	-----	-----	-----	-----
STATEWIDE TOTALS	283	6,148	176,888	27,645	32,185	243,149

CASELOAD INVENTORY FOR
CRIMINAL MISDEMEANOR LITIGATION - D.U.I.
JULY 1, 1984 - JUNE 30, 1985

	CASES PENDING 7/01/84	CASES FILED	TOTAL CASELOAD	CASES DISPOSED	PERCENT OF CASELOAD TERMINATED	CASES PENDING 6/30/85
DISTRICT 01						
BEAVER	34	41	75	50	66.6	25
CIMARRON	4	35	39	34	87.1	5
HARPER	10	18	28	19	67.8	9
TEXAS	18	61	79	53	67.0	26
	-----	-----	-----	-----	-----	-----
DISTRICT TOTALS	66	155	221	156	70.5	65
DISTRICT 02						
BECKHAM	11	48	59	50	84.7	9
CUSTER	34	130	164	137	83.5	27
ELLIS	15	13	28	17	60.7	11
GREER	16	59	75	38	50.6	37
HARMON	1	9	10	8	80.0	2
ROGER MILLS	6	10	16	13	81.2	3
	-----	-----	-----	-----	-----	-----
DISTRICT TOTALS	83	269	352	263	74.7	89
DISTRICT 03						
JACKSON	31	89	120	90	75.0	30
KIOWA	49	68	117	81	69.2	36
TILLMAN	12	54	66	57	86.3	9
WASHITA	35	68	103	68	66.0	35
	-----	-----	-----	-----	-----	-----
DISTRICT TOTALS	127	279	406	296	72.9	110
DISTRICT 04						
ALFALFA	4	20	24	15	62.5	9
BLAINE	93	79	172	97	56.4	75
DEWEY	34	62	96	32	33.3	64
GARFIELD	142	198	340	180	52.9	160
GRANT	3	6	9	8	88.8	1
KINGFISHER	19	83	102	84	82.3	18
MAJOR	23	85	108	68	62.9	40
WOODS	73	100	173	105	60.6	68
WOODWARD	173	94	267	166	39.7	161
	-----	-----	-----	-----	-----	-----
DISTRICT TOTALS	564	727	1,291	695	53.8	596

CASELOAD INVENTORY FOR
 CRIMINAL MISDEMEANOR LITIGATION - D.U.I.
 JULY 1, 1984 - JUNE 30, 1985

	CASES PENDING 7/01/84	CASES FILED	TOTAL CASELOAD	CASES DISPOSED	PERCENT OF CASELOAD TERMINATED	CASES PENDING 6/30/85
DISTRICT 05						
COMANCHE	500	202	702	167	23.7	535
COTTON	10	19	29	24	82.7	5
JEFFERSON	8	63	71	53	74.6	18
STEPHENS	36	206	242	171	70.6	71
DISTRICT TOTALS	554	490	1,044	415	39.7	629
DISTRICT 06						
CADDO	57	241	298	249	83.5	49
GRADY	65	93	158	73	46.2	85
DISTRICT TOTALS	122	334	456	322	70.6	134
DISTRICT 07						
OKLAHOMA	3,529	1,904	5,433	2,003	36.8	3,430
DISTRICT TOTALS	3,529	1,904	5,433	2,003	36.8	3,430
DISTRICT 08						
KAY	19	197	216	184	85.1	32
NOBLE	25	114	139	112	80.5	27
DISTRICT TOTALS	44	311	355	296	83.3	59
DISTRICT 09						
LOGAN	143	192	335	196	58.5	139
PAYNE	906	742	1,648	495	30.0	1,153
DISTRICT TOTALS	1,049	934	1,983	691	34.8	1,292
DISTRICT 10						
OSAGE	124	151	275	200	72.7	75
DISTRICT TOTALS	124	151	275	200	72.7	75
DISTRICT 11						
NOWATA	10	14	24	20	83.3	4
WASHINGTON	139	132	271	223	82.2	48
DISTRICT TOTALS	149	146	295	243	82.3	52

CASELOAD INVENTORY FOR
CRIMINAL MISDEMEANOR LITIGATION - D.U.I.
JULY 1, 1984 - JUNE 30, 1985

	CASES PENDING 7/01/84	CASES FILED	TOTAL CASELOAD	CASES DISPOSED	PERCENT OF CASELOAD TERMINATED	CASES PENDING 6/30/85
DISTRICT 12						
CRAIG	42	61	103	57	55.3	46
MAYES	63	180	243	168	69.1	75
ROGERS	256	237	493	189	38.3	304
	-----	-----	-----	-----	-----	-----
DISTRICT TOTALS	361	478	839	414	49.3	425
DISTRICT 13						
DELAWARE	47	54	101	45	44.5	56
OTTAWA	50	124	174	123	70.6	51
	-----	-----	-----	-----	-----	-----
DISTRICT TOTALS	97	178	275	168	61.0	107
DISTRICT 14						
PAWNEE	3	50	53	41	77.3	12
TULSA	34	1,894	1,928	1,899	98.5	29
	-----	-----	-----	-----	-----	-----
DISTRICT TOTALS	37	1,944	1,981	1,940	97.9	41
DISTRICT 15						
ADAIR	9	38	47	25	53.1	22
CHEROKEE	52	89	141	46	32.6	95
MUSKOGEE	56	138	194	118	60.8	76
SEQUOYAH	142	153	295	102	34.5	193
WAGONER	82	236	318	173	54.4	145
	-----	-----	-----	-----	-----	-----
DISTRICT TOTALS	341	654	995	464	46.6	531
DISTRICT 16						
HASKELL	20	28	48	12	25.0	36
LATIMER	5	75	80	72	90.0	8
LE FLORE	32	128	160	118	73.7	42
	-----	-----	-----	-----	-----	-----
DISTRICT TOTALS	57	231	288	202	70.1	86
DISTRICT 17						
CHOCTAW	90	63	153	117	76.4	36
MCCURTAIN	169	87	256	52	20.3	204
PUSHMATAHA	3	16	19	16	84.2	3
	-----	-----	-----	-----	-----	-----
DISTRICT TOTALS	262	166	428	185	43.2	243

CASELOAD INVENTORY FOR
 CRIMINAL MISDEMEANOR LITIGATION - D.U.I.
 JULY 1, 1984 - JUNE 30, 1985

	CASES PENDING 7/01/84	CASES FILED	TOTAL CASELOAD	CASES DISPOSED	PERCENT OF CASELOAD TERMINATED	CASES PENDING 6/30/85
DISTRICT 18						
MCINTOSH	38	76	114	75	65.7	39
PITTSBURG	91	246	337	232	68.8	105
DISTRICT TOTALS	129	322	451	307	68.0	144
DISTRICT 19						
BRYAN	71	192	263	172	65.4	91
DISTRICT TOTALS	71	192	263	172	65.4	91
DISTRICT 20						
CARTER	55	384	439	358	81.5	81
JOHNSTON	12	42	54	45	83.3	9
LOVE	14	52	66	47	71.2	19
MARSHALL	8	37	45	37	82.2	8
MURRAY	15	63	78	65	83.3	13
DISTRICT TOTALS	104	578	682	552	80.9	130
DISTRICT 21						
CLEVELAND	323	691	1,014	749	73.8	265
GARVIN	122	131	253	132	52.1	121
MCCLAIN	165	74	239	138	57.7	101
DISTRICT TOTALS	610	896	1,506	1,019	67.6	487
DISTRICT 22						
HUGHES	8	53	61	28	45.9	33
PONTOTOC	48	551	599	542	90.4	57
SEMINOLE	47	180	227	160	70.4	67
DISTRICT TOTALS	103	784	887	730	82.3	157
DISTRICT 23						
LINCOLN	89	95	184	145	78.8	39
POTTAWATOMIE	52	196	248	187	75.4	61
DISTRICT TOTALS	141	291	432	332	76.8	100

CASELOAD INVENTORY FOR
 CRIMINAL MISDEMEANOR LITIGATION - D.U.I.
 JULY 1, 1984 - JUNE 30, 1985

	CASES PENDING 7/01/84	CASES FILED	TOTAL CASELOAD	CASES DISPOSED	PERCENT OF CASELOAD TERMINATED	CASES PENDING 6/30/85
DISTRICT 24						
CREEK	558	345	903	405	44.8	498
OKFUSKEE	90	54	144	63	43.7	81
OKMULGEE	69	250	319	149	46.7	170
	-----	-----	-----	-----	-----	-----
DISTRICT TOTALS	717	649	1,366	617	45.1	749
DISTRICT 25						
ATOKA	11	64	75	63	84.0	12
COAL	4	27	31	27	87.1	4
	-----	-----	-----	-----	-----	-----
DISTRICT TOTALS	15	91	106	90	84.9	16
DISTRICT 26						
CANADIAN	232	463	695	511	73.5	184
	-----	-----	-----	-----	-----	-----
DISTRICT TOTALS	232	463	695	511	73.5	184
STATEWIDE TOTALS	9,688	13,617	23,305	13,283	57.0	10,022

CASELOAD INVENTORY FOR
CRIMINAL MISDEMEANOR DISPOSITIONS - D.U.I.
JULY 1, 1984 - JUNE 30, 1985

	JURY TRIALS	NON-JURY TRIALS	GUILTY PLEAS	BOND FORFEITURES	DISMISSALS	TOTAL DISPOSITIONS
DISTRICT 01						
BEAVER	0	1	43	0	6	50
CIMARRON	0	0	30	1	3	34
HARPER	2	0	16	0	1	19
TEXAS	0	0	45	0	8	53
DISTRICT TOTALS	2	1	134	1	18	156
DISTRICT 02						
BECKHAM	1	11	36	2	0	50
CUSTER	1	0	100	23	13	137
ELLIS	0	0	11	0	6	17
GREER	1	5	31	0	1	38
HARMON	0	0	7	1	0	8
ROGER MILLS	1	1	10	0	1	13
DISTRICT TOTALS	4	17	195	26	21	263
DISTRICT 03						
JACKSON	1	89	0	0	0	90
KIOWA	1	0	71	0	9	81
TILLMAN	1	0	54	0	2	57
WASHITA	0	0	50	0	18	68
DISTRICT TOTALS	3	89	175	0	29	296
DISTRICT 04						
ALFALFA	0	0	13	0	2	15
BLAINE	1	1	56	0	39	97
DEWEY	0	0	22	1	9	32
GARFIELD	0	1	167	2	10	180
GRANT	0	0	6	1	1	8
KINGFISHER	0	0	82	0	2	84
MAJOR	0	0	58	4	6	68
WOODS	1	2	45	8	49	105
WOODWARD	0	0	68	0	38	106
DISTRICT TOTALS	2	4	517	16	156	695

CASELOAD INVENTORY FOR
 CRIMINAL MISDEMEANOR DISPOSITIONS - D.U.I.
 JULY 1, 1984 - JUNE 30, 1985

	JURY TRIALS	NON-JURY TRIALS	GUILTY PLEAS	BOND FORFEITURES	DISMISSALS	TOTAL DISPOSITIONS
DISTRICT 05						
COMANCHE	1	0	158	0	8	167
COTTON	0	5	19	0	0	24
JEFFERSON	0	2	49	1	1	53
STEPHENS	3	8	147	0	13	171
DISTRICT TOTALS	4	15	373	1	22	415
DISTRICT 06						
CADDO	0	0	223	11	15	249
GRADY	4	1	67	0	1	73
DISTRICT TOTALS	4	1	290	11	16	322
DISTRICT 07						
OKLAHOMA	23	331	1,476	0	173	2,003
DISTRICT TOTALS	23	331	1,476	0	173	2,003
DISTRICT 08						
KAY	3	0	176	0	5	184
NOBLE	0	0	101	0	11	112
DISTRICT TOTALS	3	0	277	0	16	296
DISTRICT 09						
LOGAN	0	0	185	5	6	196
PAYNE	1	2	225	0	267	495
DISTRICT TOTALS	1	2	410	5	273	691
DISTRICT 10						
OSAGE	0	3	177	1	19	200
DISTRICT TOTALS	0	3	177	1	19	200
DISTRICT 11						
NOWATA	0	3	16	0	1	20
WASHINGTON	0	6	215	1	1	223
DISTRICT TOTALS	0	9	231	1	2	243

CASELOAD INVENTORY FOR
CRIMINAL MISDEMEANOR DISPOSITIONS - D.U.I.
JULY 1, 1984 - JUNE 30, 1985

	JURY TRIALS	NON-JURY TRIALS	GUILTY PLEAS	BOND FORFEITURES	DISMISSALS	TOTAL DISPOSITIONS
DISTRICT 12						
CRAIG	1	0	51	1	4	57
MAYES	1	2	146	10	9	168
ROGERS	2	22	112	0	53	189
DISTRICT TOTALS	4	24	309	11	66	414
DISTRICT 13						
DELAWARE	0	0	32	0	13	45
OTTAWA	0	0	99	6	18	123
DISTRICT TOTALS	0	0	131	6	31	168
DISTRICT 14						
PAWNEE	0	0	38	2	1	41
TULSA	1	1	1,844	0	53	1,899
DISTRICT TOTALS	1	1	1,882	2	54	1,940
DISTRICT 15						
ADAIR	0	0	25	0	0	25
CHEROKEE	1	1	41	0	3	46
MUSKOGEE	0	1	110	4	3	118
SEQUOYAH	0	0	100	0	2	102
WAGONER	0	28	136	2	7	173
DISTRICT TOTALS	1	30	412	6	15	464
DISTRICT 16						
HASKELL	1	0	11	0	0	12
LATIMER	0	0	71	0	1	72
LE FLORE	1	0	109	0	8	118
DISTRICT TOTALS	2	0	191	0	9	202
DISTRICT 17						
CHOCTAW	0	30	80	0	7	117
MCCURTAIN	0	20	24	8	0	52
PUSHMATAHA	0	0	15	0	1	16
DISTRICT TOTALS	0	50	119	8	8	185

CASELOAD INVENTORY FOR
 CRIMINAL MISDEMEANOR DISPOSITIONS - D.U.I.
 JULY 1, 1984 - JUNE 30, 1985

	JURY TRIALS	NON-JURY TRIALS	GUILTY PLEAS	BOND FORFEITURES	DISMISSALS	TOTAL DISPOSITIONS
DISTRICT 18						
MCINTOSH	0	0	72	1	2	75
PITTSBURG	0	2	219	0	11	232
DISTRICT TOTALS	0	2	291	1	13	307
DISTRICT 19						
BRYAN	0	0	140	4	28	172
DISTRICT TOTALS	0	0	140	4	28	172
DISTRICT 20						
CARTER	3	1	345	1	8	358
JOHNSTON	0	5	36	3	1	45
LOVE	0	0	43	2	2	47
MARSHALL	0	1	36	0	0	37
MURRAY	0	4	59	0	2	65
DISTRICT TOTALS	3	11	519	6	13	552
DISTRICT 21						
CLEVELAND	0	234	466	0	49	749
GARVIN	1	3	83	0	45	132
MCCLAIN	0	3	84	0	51	138
DISTRICT TOTALS	1	240	633	0	145	1,019
DISTRICT 22						
HUGHES	0	1	27	0	0	28
PONTOTOC	0	1	521	14	6	542
SEMINOLE	0	2	147	0	11	160
DISTRICT TOTALS	0	4	695	14	17	730
DISTRICT 23						
LINCOLN	0	1	113	25	6	145
POTTAWATOMIE	0	0	179	2	6	187
DISTRICT TOTALS	0	1	292	27	12	332

CASELOAD INVENTORY FOR
 CRIMINAL MISDEMEANOR DISPOSITIONS - D.U.I.
 JULY 1, 1984 - JUNE 30, 1985

	JURY TRIALS	NON-JURY TRIALS	GUILTY PLEAS	BOND FORFEITURES	DISMISSALS	TOTAL DISPOSITIONS
DISTRICT 24						
CREEK	0	9	368	5	23	405
OKFUSKEE	0	1	59	0	3	63
OKMULGEE	0	1	145	0	3	149
DISTRICT TOTALS	0	11	572	5	29	617
DISTRICT 25						
ATOKA	2	0	50	1	10	63
COAL	0	0	22	0	5	27
DISTRICT TOTALS	2	0	72	1	15	90
DISTRICT 26						
CANADIAN	1	2	498	0	10	511
DISTRICT TOTALS	1	2	498	0	10	511
STATEWIC TOTALS	61	848	11,011	153	1,210	13,283

CASELOAD INVENTORY FOR
CRIMINAL MISDEMEANOR LITIGATION - TRAFFIC
JULY 1, 1984 - JUNE 30, 1985

	CASES PENDING 7/01/84	CASES FILED	TOTAL CASELOAD	CASES DISPOSED	PERCENT OF CASELOAD TERMINATED	CASES PENDING 6/30/85
DISTRICT 01						
BEAVER	154	585	739	559	75.6	180
CIMARRON	37	1,030	1,067	1,032	96.7	35
HARPER	180	717	897	716	79.8	181
TEXAS	170	2,054	2,224	2,038	91.6	186
	-----	-----	-----	-----	-----	-----
DISTRICT TOTALS	541	4,386	4,927	4,345	88.1	582
DISTRICT 02						
BECKHAM	228	2,274	2,502	2,211	88.3	291
CUSTER	1,205	5,288	6,493	5,291	81.4	1,202
ELLIS	220	397	617	396	64.1	221
GREER	415	475	890	352	39.5	538
HARMON	70	709	779	688	88.3	91
ROGER MILLS	26	232	258	228	88.3	30
	-----	-----	-----	-----	-----	-----
DISTRICT TOTALS	2,164	9,375	11,539	9,166	79.4	2,373
DISTRICT 03						
JACKSON	472	2,397	2,869	2,233	77.8	636
KIOWA	418	1,003	1,421	1,046	73.6	375
TILLMAN	195	1,079	1,274	1,069	83.9	205
WASHITA	351	2,082	2,433	2,091	85.9	342
	-----	-----	-----	-----	-----	-----
DISTRICT TOTALS	1,436	6,561	7,997	6,439	80.5	1,558
DISTRICT 04						
ALFALFA	53	466	519	474	91.3	45
BLAINE	296	1,330	1,626	1,300	79.9	326
DEWEY	393	1,444	1,837	1,483	80.7	354
GARFIELD	564	1,876	2,440	2,099	86.0	341
GRANT	43	716	759	690	90.9	69
KINGFISHER	693	1,926	2,619	1,887	72.0	732
MAJOR	98	1,661	1,759	1,633	92.8	126
WOODS	68	740	808	724	89.6	84
WOODWARD	700	3,308	4,008	3,220	80.3	788
	-----	-----	-----	-----	-----	-----
DISTRICT TOTALS	2,908	13,467	16,375	13,510	82.5	2,865

CASELOAD INVENTORY FOR
CRIMINAL MISDEMEANOR LITIGATION - TRAFFIC
JULY 1, 1984 - JUNE 30, 1985

	CASES PENDING 7/01/84	CASES FILED	TOTAL CASELOAD	CASES DISPOSED	PERCENT OF CASELOAD TERMINATED	CASES PENDING 6/30/85
DISTRICT 05						
COMANCHE	5,613	4,914	10,527	4,548	43.2	5,979
COTTON	217	1,356	1,573	1,295	82.3	278
JEFFERSON	357	1,260	1,617	1,304	80.6	313
STEPHENS	408	2,692	3,100	2,569	82.8	531
DISTRICT TOTALS	6,595	10,222	16,817	9,716	57.7	7,101
DISTRICT 06						
CADDO	844	3,482	4,326	3,614	83.5	712
GRADY	3,391	5,653	9,044	5,599	61.9	3,445
DISTRICT TOTALS	4,235	9,135	13,370	9,213	68.9	4,157
DISTRICT 07						
OKLAHOMA	18,578	16,339	34,917	13,574	38.8	21,343
DISTRICT TOTALS	18,578	16,339	34,917	13,574	38.8	21,343
DISTRICT 08						
KAY	217	4,204	4,421	4,099	92.7	322
NOBLE	658	3,904	4,562	3,170	69.4	1,392
DISTRICT TOTALS	875	8,108	8,983	7,269	80.9	1,714
DISTRICT 09						
LOGAN	1,290	4,352	5,642	4,080	72.3	1,562
PAYNE	2,851	5,687	8,538	5,700	66.7	2,838
DISTRICT TOTALS	4,141	10,039	14,180	9,780	68.9	4,400
DISTRICT 10						
OSAGE	555	2,954	3,509	2,948	84.0	561
DISTRICT TOTALS	555	2,954	3,509	2,948	84.0	561
DISTRICT 11						
NOWATA	130	582	712	573	80.4	139
WASHINGTON	485	1,286	1,771	1,290	72.8	481
DISTRICT TOTALS	615	1,868	2,483	1,863	75.0	620

CASELOAD INVENTORY FOR
CRIMINAL MISDEMEANOR LITIGATION - TRAFFIC
JULY 1, 1984 - JUNE 30, 1985

	CASES PENDING 7/01/84	CASES FILED	TOTAL CASELOAD	CASES DISPOSED	PERCENT OF CASELOAD TERMINATED	CASES PENDING 6/30/85
DISTRICT 12						
CRAIG	1,176	1,985	3,161	1,741	55.0	1,420
MAYES	482	2,079	2,561	2,145	83.7	416
ROGERS	1,486	4,555	6,041	4,503	74.5	1,538
	-----	-----	-----	-----		-----
DISTRICT TOTALS	3,144	8,619	11,763	8,389	71.3	3,374
DISTRICT 13						
DELAWARE	184	1,053	1,237	933	75.4	304
OTTAWA	393	2,681	3,074	2,714	88.2	360
	-----	-----	-----	-----		-----
DISTRICT TOTALS	577	3,734	4,311	3,647	84.6	664
DISTRICT 14						
PAWNEE	29	2,263	2,292	2,034	88.7	258
TULSA	2,134	14,536	16,670	12,938	77.6	3,732
	-----	-----	-----	-----		-----
DISTRICT TOTALS	2,163	16,799	18,962	14,972	78.9	3,990
DISTRICT 15						
ADAIR	293	896	1,189	880	74.0	309
CHEROKEE	969	2,180	3,149	1,845	58.5	1,304
MUSKOGEE	412	3,797	4,209	3,626	86.1	583
SEQUOYAH	1,743	4,390	6,133	3,475	56.6	2,658
WAGONER	396	7,158	7,554	6,748	89.3	806
	-----	-----	-----	-----		-----
DISTRICT TOTALS	3,813	18,421	22,234	16,574	74.5	5,660
DISTRICT 16						
HASKELL	18	411	429	411	95.8	18
LATIMER	0	937	937	748	79.8	189
LE FLORE	309	1,943	2,252	1,653	73.4	599
	-----	-----	-----	-----		-----
DISTRICT TOTALS	327	3,291	3,618	2,812	77.7	806
DISTRICT 17						
CHOCTAW	654	2,008	2,662	1,446	54.3	1,216
MCCURTAIN	1,884	3,353	5,237	2,528	48.2	2,709
PUSHMATAHA	227	1,030	1,257	859	68.3	398
	-----	-----	-----	-----		-----
DISTRICT TOTALS	2,765	6,391	9,156	4,833	52.7	4,323

CASELOAD INVENTORY FOR
CRIMINAL MISDEMEANOR LITIGATION - TRAFFIC
JULY 1, 1984 - JUNE 30, 1985

	CASES PENDING 7/01/84	CASES FILED	TOTAL CASELOAD	CASES DISPOSED	PERCENT OF CASELOAD TERMINATED	CASES PENDING 6/30/85
DISTRICT 18						
MCINTOSH	311	2,651	2,962	2,538	85.6	424
PITTSBURG	770	5,114	5,884	4,113	69.9	1,771
	-----	-----	-----	-----	-----	-----
DISTRICT TOTALS	1,081	7,765	8,846	6,651	75.1	2,195
DISTRICT 19						
BRYAN	341	3,473	3,814	3,323	87.1	491
	-----	-----	-----	-----	-----	-----
DISTRICT TOTALS	341	3,473	3,814	3,323	87.1	491
DISTRICT 20						
CARTER	912	2,594	3,506	2,263	64.5	1,243
JOHNSTON	203	987	1,190	1,051	88.3	139
LOVE	637	2,172	2,809	1,715	61.0	1,094
MARSHALL	7	450	457	440	96.2	17
MURRAY	398	882	1,280	871	68.0	409
	-----	-----	-----	-----	-----	-----
DISTRICT TOTALS	2,157	7,085	9,242	6,340	68.6	2,902
DISTRICT 21						
CLEVELAND	937	5,421	6,358	5,566	87.5	792
GARVIN	543	3,422	3,965	3,208	80.9	757
MCCLAIN	860	3,975	4,835	3,420	70.7	1,415
	-----	-----	-----	-----	-----	-----
DISTRICT TOTALS	2,340	12,818	15,158	12,194	80.4	2,964
DISTRICT 22						
HUGHES	71	1,129	1,200	1,023	85.2	177
PONTOTOC	311	358	669	326	48.7	343
SEMINOLE	518	2,834	3,352	2,572	76.7	780
	-----	-----	-----	-----	-----	-----
DISTRICT TOTALS	900	4,321	5,221	3,921	75.1	1,300
DISTRICT 23						
LINCOLN	1,340	3,479	4,819	3,238	67.1	1,581
POTTAWATOMIE	1,185	5,929	7,114	5,493	77.2	1,621
	-----	-----	-----	-----	-----	-----
DISTRICT TOTALS	2,525	9,408	11,933	8,731	73.1	3,202

CASELOAD INVENTORY FOR
 CRIMINAL MISDEMEANOR LITIGATION - TRAFFIC
 JULY 1, 1984 - JUNE 30, 1985

	CASES PENDING 7/01/84	CASES FILED	TOTAL CASELOAD	CASES DISPOSED	PERCENT OF CASELOAD TERMINATED	CASES PENDING 6/30/85
DISTRICT 24						
CREEK	2,874	6,240	9,114	5,763	63.2	3,351
OKFUSKEE	497	1,146	1,643	1,063	64.7	580
OKMULGEE	736	2,428	3,164	2,606	82.3	558
DISTRICT TOTALS	4,107	9,814	13,921	9,432	67.7	4,489
DISTRICT 25						
ATOKA	48	3,555	3,603	3,425	95.0	178
COAL	105	890	995	918	92.2	77
DISTRICT TOTALS	153	4,445	4,598	4,343	94.4	255
DISTRICT 26						
CANADIAN	1,886	6,111	7,997	6,250	78.1	1,747
DISTRICT TOTALS	1,886	6,111	7,997	6,250	78.1	1,747
STATEWIDE TOTALS	70,922	214,949	285,871	200,235	70.0	85,636

CASELOAD INVENTORY FOR
 CRIMINAL MISDEMEANOR DISPOSITIONS - TRAFFIC
 JULY 1, 1984 - JUNE 30, 1985

	JURY TRIALS	NON-JURY TRIALS	GUILTY PLEAS	BOND FORFEITURES	DISMISSALS	TOTAL DISPOSITIONS
DISTRICT 01						
BEAVER	0	3	165	383	8	559
CIMARRON	0	8	870	58	96	1,032
HARPER	0	6	480	189	41	716
TEXAS	0	79	1,111	717	131	2,038
	-----	-----	-----	-----	-----	-----
DISTRICT TOTALS	0	96	2,626	1,347	276	4,345
DISTRICT 02						
BECKHAM	3	5	2,094	102	7	2,211
CUSTER	0	47	1,192	3,314	738	5,291
ELLIS	0	108	224	6	58	396
GREER	1	0	291	39	21	352
HARMON	0	0	449	27	212	688
ROGER MILLS	1	86	78	44	19	228
	-----	-----	-----	-----	-----	-----
DISTRICT TOTALS	5	246	4,328	3,532	1,055	9,166
DISTRICT 03						
JACKSON	0	139	1,574	235	285	2,233
KIOWA	0	7	778	8	253	1,046
TILLMAN	1	30	854	33	151	1,069
WASHITA	0	14	1,712	176	189	2,091
	-----	-----	-----	-----	-----	-----
DISTRICT TOTALS	1	190	4,918	452	878	6,439
DISTRICT 04						
ALFALFA	0	0	330	110	34	474
BLAINE	0	9	805	352	134	1,300
DEWEY	0	6	236	919	322	1,483
GARFIELD	0	23	1,807	21	248	2,099
GRANT	0	6	657	2	25	690
KINGFISHER	1	0	1,635	127	124	1,887
MAJOR	0	25	1,444	88	76	1,633
WOODS	0	1	647	20	56	724
WOODWARD	0	43	2,810	172	195	3,220
	-----	-----	-----	-----	-----	-----
DISTRICT TOTALS	1	113	10,371	1,811	1,214	13,510

CASELOAD INVENTORY FOR
 CRIMINAL MISDEMEANOR DISPOSITIONS - TRAFFIC
 JULY 1, 1984 - JUNE 30, 1985

	JURY TRIALS	NON-JURY TRIALS	GUILTY PLEAS	BOND FORFEITURES	DISMISSALS	TOTAL DISPOSITIONS
DISTRICT 05						
COMANCHE	0	0	4,104	0	444	4,548
COTTON	0	12	231	906	146	1,295
JEFFERSON	0	1	1,117	44	142	1,304
STEPHENS	2	90	1,922	191	364	2,569
DISTRICT TOTALS	2	103	7,374	1,141	1,096	9,716
DISTRICT 06						
CADDO	2	23	3,155	120	314	3,614
GRADY	0	143	4,907	128	421	5,599
DISTRICT TOTALS	2	166	8,062	248	735	9,213
DISTRICT 07						
OKLAHOMA	0	269	12,805	0	500	13,574
DISTRICT TOTALS	0	269	12,805	0	500	13,574
DISTRICT 08						
KAY	0	43	695	2,532	829	4,099
NOBLE	0	0	2,703	196	271	3,170
DISTRICT TOTALS	0	43	3,398	2,728	1,100	7,269
DISTRICT 09						
LOGAN	0	28	2,998	853	201	4,080
PAYNE	3	446	1,174	3,314	763	5,700
DISTRICT TOTALS	3	474	4,172	4,167	964	9,780
DISTRICT 10						
OSAGE	0	1	614	1,718	615	2,948
DISTRICT TOTALS	0	1	614	1,718	615	2,948
DISTRICT 11						
NOWATA	2	29	277	230	35	573
WASHINGTON	0	3	1,148	0	139	1,290
DISTRICT TOTALS	2	32	1,425	230	174	1,863

CASELOAD INVENTORY FOR
 CRIMINAL MISDEMEANOR DISPOSITIONS - TRAFFIC
 JULY 1, 1984 - JUNE 30, 1985

	JURY TRIALS	NON-JURY TRIALS	GUILTY PLEAS	BOND FORFEITURES	DISMISSALS	TOTAL DISPOSITIONS
DISTRICT 12						
CRAIG	3	3	1,577	82	76	1,741
MAYES	2	3	1,492	415	233	2,145
ROGERS	1	229	1,979	1,371	923	4,503
DISTRICT TOTALS	6	235	5,048	1,868	1,232	8,389
DISTRICT 13						
DELAWARE	0	1	898	4	30	933
OTTAWA	0	83	1,390	874	367	2,714
DISTRICT TOTALS	0	84	2,288	878	397	3,647
DISTRICT 14						
PAWNEE	0	2	1,870	50	112	2,034
TULSA	0	50	10,930	233	1,725	12,938
DISTRICT TOTALS	0	52	12,800	283	1,837	14,972
DISTRICT 15						
ADAIR	0	10	796	2	72	880
CHEROKEE	0	0	1,378	47	420	1,845
MUSKOGEE	1	8	3,255	81	281	3,626
SEQUOYAH	0	84	2,988	108	295	3,475
WAGONER	0	122	6,300	52	274	6,748
DISTRICT TOTALS	1	224	14,717	290	1,342	16,574
DISTRICT 16						
HASKELL	1	0	376	3	31	411
LATIMER	1	2	647	0	98	748
LE FLORE	0	0	1,240	29	384	1,653
DISTRICT TOTALS	2	2	2,263	32	513	2,812
DISTRICT 17						
CHOCTAW	0	17	1,121	79	229	1,446
MCCURTAIN	0	509	1,691	23	305	2,528
PUSHMATAHA	0	29	590	52	188	859
DISTRICT TOTALS	0	555	3,402	154	722	4,833

CASELOAD INVENTORY FOR
CRIMINAL MISDEMEANOR DISPOSITIONS - TRAFFIC
JULY 1, 1984 - JUNE 30, 1985

	JURY TRIALS	NON-JURY TRIALS	GUILTY PLEAS	BOND FORFEITURES	DISMISSALS	TOTAL DISPOSITIONS
DISTRICT 18						
MCINTOSH	1	31	2,206	164	136	2,538
PITTSBURG	2	17	3,308	211	575	4,113
DISTRICT TOTALS	3	48	5,514	375	711	6,651
DISTRICT 19						
BRYAN	0	0	2,128	206	989	3,323
DISTRICT TOTALS	0	0	2,128	206	989	3,323
DISTRICT 20						
CARTER	1	0	2,108	38	116	2,263
JOHNSTON	0	18	841	94	98	1,051
LOVE	0	1	1,484	148	82	1,715
MARSHALL	0	0	419	6	15	440
MURRAY	0	98	461	285	27	871
DISTRICT TOTALS	1	117	5,313	571	338	6,340
DISTRICT 21						
CLEVELAND	1	459	4,229	247	630	5,566
GARVIN	0	94	2,891	80	143	3,208
MCCLAIN	0	195	2,997	78	150	3,420
DISTRICT TOTALS	1	748	10,117	405	923	12,194
DISTRICT 22						
HUGHES	0	15	879	23	106	1,023
PONTOTOC	0	1	261	13	51	326
SEMINOLE	0	28	2,184	90	270	2,572
DISTRICT TOTALS	0	44	3,324	126	427	3,921
DISTRICT 23						
LINCOLN	0	68	2,774	184	212	3,238
POTTAWATOMIE	4	1	4,321	3	1,164	5,493
DISTRICT TOTALS	4	69	7,095	187	1,376	8,731

CASELOAD INVENTORY FOR
 CRIMINAL MISDEMEANOR DISPOSITIONS - TRAFFIC
 JULY 1, 1984 - JUNE 30, 1985

	JURY TRIALS	NON-JURY TRIALS	GUILTY PLEAS	BOND FORFEITURES	DISMISSALS	TOTAL DISPOSITIONS
DISTRICT 24						
CREEK	0	255	2,808	1,469	1,231	5,763
OKFUSKEE	0	2	644	371	46	1,063
OKMULGEE	2	174	1,936	61	433	2,606
DISTRICT TOTALS	2	431	5,388	1,901	1,710	9,432
DISTRICT 25						
ATOKA	1	1	2,254	669	500	3,425
COAL	0	1	333	372	212	918
DISTRICT TOTALS	1	2	2,587	1,041	712	4,343
DISTRICT 26						
CANADIAN	2	94	4,955	183	1,016	6,250
DISTRICT TOTALS	2	94	4,955	183	1,016	6,250
STATEWIDE TOTALS	39	4,438	147,032	25,874	22,852	200,235

CASELOAD INVENTORY FOR
 CRIMINAL MISDEMEANOR LITIGATION - NON-MOTOR VEHICLE
 JULY 1, 1984 - JUNE 30, 1985

	CASES PENDING 7/01/84	CASES FILED	TOTAL CASELOAD	CASES DISPOSED	PERCENT OF CASELOAD TERMINATED	CASES PENDING 6/30/85
DISTRICT 01						
BEAVER	66	117	183	127	69.4	56
CIMARRON	11	99	110	99	90.0	11
HARPER	43	107	150	79	52.6	71
TEXAS	458	264	722	433	59.9	289
DISTRICT TOTALS	578	587	1,165	738	63.3	427
DISTRICT 02						
BECKHAM	31	250	281	227	80.7	54
CUSTER	71	350	421	344	81.7	77
ELLIS	78	81	159	83	52.2	76
GREER	133	128	261	108	41.3	153
HARMON	12	80	92	77	83.7	15
ROGER MILLS	11	105	116	95	81.9	21
DISTRICT TOTALS	336	994	1,330	934	70.2	396
DISTRICT 03						
JACKSON	516	233	749	188	25.1	561
KIOWA	98	196	294	190	64.6	104
TILLMAN	43	90	133	111	83.4	22
WASHITA	101	124	225	119	52.8	106
DISTRICT TOTALS	758	643	1,401	608	43.4	793
DISTRICT 04						
ALFALFA	21	133	154	116	75.3	38
BLAINE	187	250	437	234	53.5	203
DEWEY	68	195	263	196	74.5	67
GARFIELD	257	354	611	192	31.4	419
GRANT	57	88	145	93	64.1	52
KINGFISHER	107	258	365	262	71.7	103
MAJOR	181	136	317	137	43.2	180
WOODS	47	126	173	121	69.9	52
WOODWARD	380	210	590	190	32.2	400
DISTRICT TOTALS	1,305	1,750	3,055	1,541	50.4	1,514

CASELOAD INVENTORY FOR
 CRIMINAL MISDEMEANOR LITIGATION - NON-MOTOR VEHICLE
 JULY 1, 1984 - JUNE 30, 1985

	CASES PENDING 7/01/84	CASES FILED	TOTAL CASELOAD	CASES DISPOSED	PERCENT OF CASELOAD TERMINATED	CASES PENDING 6/30/85
DISTRICT 05						
COMANCHE	910	522	1,432	448	31.2	984
COTTON	68	217	285	244	85.6	41
JEFFERSON	72	214	286	215	75.1	71
STEPHENS	485	254	739	269	36.4	470
DISTRICT TOTALS	1,535	1,207	2,742	1,176	42.8	1,566
DISTRICT 06						
CADDO	174	1,096	1,270	1,136	89.4	134
GRADY	977	383	1,360	358	26.3	1,002
DISTRICT TOTALS	1,151	1,479	2,630	1,494	56.8	1,136
DISTRICT 07						
OKLAHOMA	10,018	3,330	13,348	2,328	17.4	11,020
DISTRICT TOTALS	10,018	3,330	13,348	2,328	17.4	11,020
DISTRICT 08						
KAY	74	331	405	319	78.7	86
NOBLE	33	145	178	158	88.7	20
DISTRICT TOTALS	107	476	583	477	81.8	106
DISTRICT 09						
LOGAN	351	626	977	586	59.9	391
PAYNE	791	558	1,349	476	35.2	873
DISTRICT TOTALS	1,142	1,184	2,326	1,062	45.6	1,264
DISTRICT 10						
OSAGE	394	654	1,048	706	67.3	342
DISTRICT TOTALS	394	654	1,048	706	67.3	342
DISTRICT 11						
NOWATA	54	172	226	166	73.4	60
WASHINGTON	213	458	671	521	77.6	150
DISTRICT TOTALS	267	630	897	687	76.5	210

CASELOAD INVENTORY FOR
 CRIMINAL MISDEMEANOR LITIGATION - NON-MOTOR VEHICLE
 JULY 1, 1984 - JUNE 30, 1985

	CASES PENDING 7/01/84	CASES FILED	TOTAL CASELOAD	CASES DISPOSED	PERCENT OF CASELOAD TERMINATED	CASES PENDING 6/30/85
DISTRICT 12						
CRAIG	187	309	496	364	73.3	132
MAYES	95	493	588	529	89.9	59
ROGERS	482	475	957	494	51.6	463
	-----	-----	-----	-----	-----	-----
DISTRICT TOTALS	764	1,277	2,041	1,387	67.9	654
DISTRICT 13						
DELAWARE	325	710	1,035	533	51.5	502
OTTAWA	217	697	914	661	72.3	253
	-----	-----	-----	-----	-----	-----
DISTRICT TOTALS	542	1,407	1,949	1,194	61.2	755
DISTRICT 14						
PAWNEE	15	297	312	274	87.8	38
TULSA	1,613	2,284	3,897	2,235	57.3	1,662
	-----	-----	-----	-----	-----	-----
DISTRICT TOTALS	1,628	2,581	4,209	2,509	59.6	1,700
DISTRICT 15						
ADAIR	90	276	366	240	65.5	126
CHEROKEE	287	1,038	1,325	771	58.1	554
MUSKOGEE	115	506	621	451	72.6	170
SEQUOYAH	564	282	846	180	21.2	666
WAGONER	96	683	779	497	63.8	282
	-----	-----	-----	-----	-----	-----
DISTRICT TOTALS	1,152	2,785	3,937	2,139	54.3	1,798
DISTRICT 16						
HASKELL	48	163	211	119	56.4	92
LATIMER	36	348	384	328	85.4	56
LE FLORE	107	355	462	314	67.9	148
	-----	-----	-----	-----	-----	-----
DISTRICT TOTALS	191	866	1,057	761	72.0	296
DISTRICT 17						
CHOCTAW	338	447	785	543	69.1	242
MCCURTAIN	155	440	595	401	67.3	194
PUSHMATAHA	196	250	446	214	47.9	232
	-----	-----	-----	-----	-----	-----
DISTRICT TOTALS	689	1,137	1,826	1,158	63.4	668

CASELOAD INVENTORY FOR
 CRIMINAL MISDEMEANOR LITIGATION - NON-MOTOR VEHICLE
 JULY 1, 1984 - JUNE 30, 1985

	CASES PENDING 7/01/84	CASES FILED	TOTAL CASELOAD	CASES DISPOSED	PERCENT OF CASELOAD TERMINATED	CASES PENDING 6/30/85
DISTRICT 18						
MCINTOSH	150	383	533	378	70.9	155
PITTSBURG	176	439	615	393	63.9	222
DISTRICT TOTALS	326	822	1,148	771	67.1	377
DISTRICT 19						
BRYAN	276	595	871	604	69.3	267
DISTRICT TOTALS	276	595	871	604	69.3	267
DISTRICT 20						
CARTER	234	295	529	289	54.6	240
JOHNSTON	77	211	288	212	73.6	76
LOVE	104	238	342	214	62.5	128
MARSHALL	31	224	255	245	96.0	10
MURRAY	60	132	192	152	79.1	40
DISTRICT TOTALS	506	1,100	1,606	1,112	69.2	494
DISTRICT 21						
CLEVELAND	659	1,523	2,182	1,623	74.3	559
GARVIN	230	485	715	382	53.4	333
MCCLAIN	239	197	436	232	53.2	204
DISTRICT TOTALS	1,128	2,205	3,333	2,237	67.1	1,096
DISTRICT 22						
HUGHES	26	218	244	165	67.6	79
PONTOTOC	128	448	576	261	45.3	315
SEMINOLE	282	561	843	446	52.9	397
DISTRICT TOTALS	436	1,227	1,663	872	52.4	791
DISTRICT 23						
LINCOLN	247	273	520	263	50.5	257
POTTAWATOMIE	207	334	541	299	55.2	242
DISTRICT TOTALS	454	607	1,061	562	52.9	499

CASELOAD INVENTORY FOR
 CRIMINAL MISDEMEANOR LITIGATION - NON-MOTOR VEHICLE
 JULY 1, 1984 - JUNE 30, 1985

	CASES PENDING 7/01/84	CASES FILED	TOTAL CASELOAD	CASES DISPOSED	PERCENT OF CASELOAD TERMINATED	CASES PENDING 6/30/85
DISTRICT 24						
CREEK	1,062	969	2,031	751	36.9	1,280
OKFUSKEE	63	165	228	129	56.5	99
OKMULGEE	321	558	879	493	56.0	386
DISTRICT TOTALS	1,446	1,692	3,138	1,373	43.7	1,765
DISTRICT 25						
ATOKA	58	211	269	206	76.5	63
COAL	37	226	263	240	91.2	23
DISTRICT TOTALS	95	437	532	446	83.8	86
DISTRICT 26						
CANADIAN	638	814	1,452	755	52.0	697
DISTRICT TOTALS	638	814	1,452	755	52.0	697
STATEWIDE TOTALS	27,862	32,486	60,348	29,631	49.1	30,717

CASELOAD INVENTORY FOR
CRIMINAL MISDEMEANOR DISPOSITIONS - NON-MOTOR VEHICLE
JULY 1, 1984 - JUNE 30, 1985

	JURY TRIALS	NON-JURY TRIALS	GUILTY PLEAS	BOND FORFEITURES	DISMISSALS	TOTAL DISPOSITIONS
DISTRICT 01						
BEAVER	0	0	118	3	6	127
CIMARRON	1	1	80	2	15	99
HARPER	1	0	72	0	6	79
TEXAS	0	2	105	1	325	433
DISTRICT TOTALS	2	3	375	6	352	738
DISTRICT 02						
BECKHAM	0	17	178	26	6	227
CUSTER	0	8	178	81	77	344
ELLIS	0	1	38	15	29	83
GREER	1	28	71	1	7	108
HARMON	0	0	27	36	14	77
ROGER MILLS	1	20	30	35	9	95
DISTRICT TOTALS	2	74	522	194	142	934
DISTRICT 03						
JACKSON	31	81	43	12	21	188
KIOWA	1	0	155	0	34	190
TILLMAN	0	1	74	1	35	111
WASHITA	0	0	61	7	51	119
DISTRICT TOTALS	32	82	333	20	141	608
DISTRICT 04						
ALFALFA	0	0	82	5	29	116
BLAINE	0	0	114	34	86	234
DEWEY	0	1	137	27	31	196
GARFIELD	1	0	99	1	91	192
GRANT	0	1	66	3	23	93
KINGFISHER	3	0	239	1	19	262
MAJOR	3	0	78	3	53	137
WOODS	0	2	60	3	56	121
WOODWARD	0	0	117	0	73	190
DISTRICT TOTALS	7	4	992	77	461	1,541

CASELOAD INVENTORY FOR
 CRIMINAL MISDEMEANOR DISPOSITIONS - NON-MOTOR VEHICLE
 JULY 1, 1984 - JUNE 30, 1985

	JURY TRIALS	NON-JURY TRIALS	GUILTY PLEAS	BOND FORFEITURES	DISMISSALS	TOTAL DISPOSITIONS
DISTRICT 05						
COMANCHE	8	0	314	0	126	448
COTTON	2	18	86	23	115	244
JEFFERSON	1	0	153	7	54	215
STEPHENS	1	11	142	7	108	269
DISTRICT TOTALS	12	29	695	37	403	1,176
DISTRICT 06						
CADDO	6	2	857	46	225	1,136
GRADY	3	1	260	5	89	358
DISTRICT TOTALS	9	3	1,117	51	314	1,494
DISTRICT 07						
OKLAHOMA	39	51	1,730	0	508	2,328
DISTRICT TOTALS	39	51	1,730	0	508	2,328
DISTRICT 08						
KAY	3	6	266	23	21	319
NOBLE	0	0	118	0	40	158
DISTRICT TOTALS	3	6	384	23	61	477
DISTRICT 09						
LOGAN	2	1	413	47	123	586
PAYNE	2	7	236	25	206	476
DISTRICT TOTALS	4	8	649	72	329	1,062
DISTRICT 10						
OSAGE	4	24	470	46	162	706
DISTRICT TOTALS	4	24	470	46	162	706
DISTRICT 11						
NOWATA	1	18	110	0	37	166
WASHINGTON	0	7	462	2	50	521
DISTRICT TOTALS	1	25	572	2	87	687

CASELOAD INVENTORY FOR
CRIMINAL MISDEMEANOR DISPOSITIONS - NON-MOTOR VEHICLE
JULY 1, 1984 - JUNE 30, 1985

	JURY TRIALS	NON-JURY TRIALS	GUILTY PLEAS	BOND FORFEITURES	DISMISSALS	TOTAL DISPOSITIONS
DISTRICT 12						
CRAIG	6	3	291	3	61	364
MAYES	0	17	311	97	104	529
ROGERS	4	75	228	45	142	494
DISTRICT TOTALS	10	95	830	145	307	1,387
DISTRICT 13						
DELAWARE	2	5	407	17	102	533
OTTAWA	0	0	390	44	227	661
DISTRICT TOTALS	2	5	797	61	329	1,194
DISTRICT 14						
PAWNEE	0	4	232	29	9	274
TULSA	4	3	1,393	0	835	2,235
DISTRICT TOTALS	4	7	1,625	29	844	2,509
DISTRICT 15						
ADAIR	0	22	198	0	20	240
CHEROKEE	1	0	518	116	136	771
MUSKOGEE	4	9	280	89	69	451
SEQUOYAH	0	0	153	3	24	180
WAGONER	0	45	360	0	92	497
DISTRICT TOTALS	5	76	1,509	208	341	2,139
DISTRICT 16						
HASKELL	2	5	92	0	20	119
LATIMER	5	10	207	38	68	328
LE FLORE	0	0	179	73	62	314
DISTRICT TOTALS	7	15	478	111	150	761
DISTRICT 17						
CHOCTAW	0	45	399	51	48	543
MCCURTAIN	3	69	224	14	91	401
PUSHMATAHA	3	11	129	8	63	214
DISTRICT TOTALS	6	125	752	73	202	1,158

CASELOAD INVENTORY FOR
CRIMINAL MISDEMEANOR DISPOSITIONS - NON-MOTOR VEHICLE
JULY 1, 1984 - JUNE 30, 1985

	JURY TRIALS	NON-JURY TRIALS	GUILTY PLEAS	BOND FORFEITURES	DISMISSALS	TOTAL DISPOSITIONS
DISTRICT 18						
MCINTOSH	2	11	277	33	55	378
PITTSBURG	0	7	303	0	83	393
DISTRICT TOTALS	2	18	580	33	138	771
DISTRICT 19						
BRYAN	0	1	137	9	457	604
DISTRICT TOTALS	0	1	137	9	457	604
DISTRICT 20						
CARTER	6	1	237	9	36	289
JOHNSTON	0	2	186	14	10	212
LOVE	0	1	122	74	17	214
MARSHALL	2	1	206	11	25	245
MURRAY	0	7	112	10	23	152
DISTRICT TOTALS	8	12	863	118	111	1,112
DISTRICT 21						
CLEVELAND	3	110	546	0	964	1,623
GARVIN	2	6	258	3	113	382
MCCLAIN	0	10	131	0	91	232
DISTRICT TOTALS	5	126	935	3	1,168	2,237
DISTRICT 22						
HUGHES	1	7	140	2	15	165
PONTOTOC	0	1	187	6	67	261
SEMINOLE	1	7	293	29	116	446
DISTRICT TOTALS	2	15	620	37	198	872
DISTRICT 23						
LINCOLN	0	16	134	89	24	263
POTTAWATOMIE	6	2	242	11	38	299
DISTRICT TOTALS	6	18	376	100	62	562

CASELOAD INVENTORY FOR
 CRIMINAL MISDEMEANOR DISPOSITIONS - NON-MOTOR VEHICLE
 JULY 1, 1984 - JUNE 30, 1985

	JURY TRIALS	NON-JURY TRIALS	GUILTY PLEAS	BOND FORFEITURES	DISMISSALS	TOTAL DISPOSITIONS
DISTRICT 24						
CREEK	3	21	343	97	287	751
OKFUSKEE	0	0	97	0	32	129
OKMULGEE	0	1	282	31	179	493
DISTRICT TOTALS	3	22	722	128	498	1,373
DISTRICT 25						
ATOKA	2	0	103	21	80	206
COAL	2	1	141	14	82	240
DISTRICT TOTALS	4	1	244	35	162	446
DISTRICT 26						
CANADIAN	4	17	538	0	196	755
DISTRICT TOTALS	4	17	538	0	196	755
STATEWIDE TOTALS	183	862	18,845	1,618	8,123	29,631