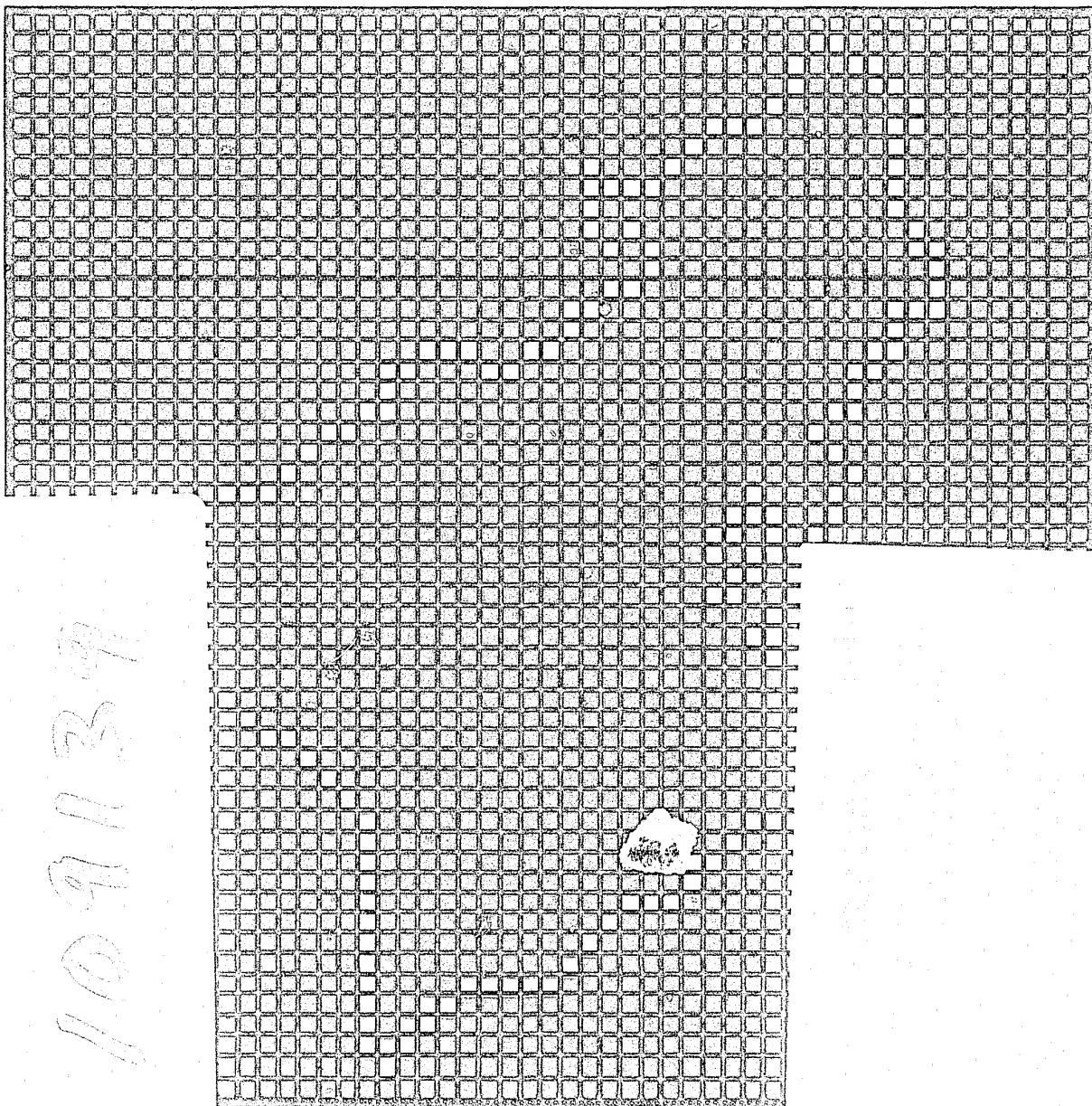



C10 8427  
5-24 88

Honolulu Police  
Department

# Annual Statistical Report 1984



109139

109139


Honolulu Police  
Department

# Annual Statistical Report 1984

NCJRS


FEB 12 1988

ACQUISITIONS



July 1985

Research &  
Development



# TABLE OF CONTENTS

	<u>PAGE</u>
COMPARATIVE SUMMARY .....	1
SALARY SCALE .....	2-4
FIREARMS REGISTRATION SECTION .....	5
INDEX CRIMES .....	6
ACTUAL OFFENSES AND OFFENSES CLEARED (Graph) .....	7
CRIME INDEX RATE PER 100,000 POPULATION .....	8
OFFENSES KNOWN TO THE POLICE AND THEIR DISPOSITION	
Total All Districts - Oahu .....	9
District I .....	10
District II .....	11
District III .....	12
District IV .....	13
CRIMES AGAINST PROPERTY AND VALUE OF PROPERTY STOLEN AND RECOVERED .....	14
PROPERTY BY TYPE AND VALUE AND AUTO THEFTS .....	15
CRIMES AGAINST PROPERTY (Graph) .....	16
DISTRIBUTION OF ACTUAL OFFENSES BY MONTH	
Total All Districts - Oahu .....	17
District I .....	18
District II .....	19
District III .....	20
District IV .....	21
REPORTED PART I & PART II OFFENSES BY POLICE DISTRICT (Chart) .....	22
REPORTED OFFENSES BY WATCH	
Total- Island of Oahu .....	23
Outside Jurisdiction .....	24
District I .....	25
District II .....	26
District III .....	27
District IV .....	28

	<u>PAGE</u>
REPORTED OFFENSES BY DAY OF WEEK .....	29-31
MAPS OF POLICE DISTRICTS AND BEATS .....	32-33
REPORTED OFFENSES BY POLICE BEAT	
District I .....	34-40
District II .....	41
District III .....	42-43
District IV .....	44-45
STATISTICS OF PERSONS ARRESTED	
ADULT ARRESTS	
Number and Disposition of Persons Arrested .....	46
Age, Sex and Race of Persons Arrested .....	47-52
JUVENILE ARRESTS	
Number and Disposition of Juvenile Arrests .....	53
Age, Sex and Race of Persons Arrested .....	54-57
Juvenile Arrests by Schools - Total Part I and Part II Offenses ( <i>Except Traffic</i> ) .....	58-62
TRUANCY STATISTICS .....	63-64

COMPARATIVE SUMMARY

1981 - 1984

Personnel Strength (Actual) as of December 31	<u>1981</u>	<u>1982</u>	<u>1983</u>	<u>1984</u>
Police Employees .....	1,835	1,907	1,967	1,984
Sworn Police Officers .....	1,512	1,544	1,601	1,612
Average Number of officers per 1,000 population .....	2.0	2.0	2.0	2.0
Appointments .....	164	191	163	147
Separations from Service .....	145	123	110	136
Number of Employees Injured .....	668	659	662	568
Number of Days Lost Due to Injuries .....	3,515	5,920	4,485	4,333
Operating Expenditures (Salaries, Current Expenses & Equipment) .....	\$48,089,018	\$52,238,437	\$55,921,040	\$60,401,565
Annual Per Capita .....	62.52	67.14	70.81	75.2
Daily Per Capita .....	.17	.18	.19	.21
Part I Actual Offenses .....	48,938	49,826	45,874	44,497
Rate per 1,000 population .....	63.6	64.1	57.5	55.4
Offenses cleared .....	8,701	8,145	8,047	7,199
Percent cleared .....	17.8	16.3	17.5	16.2
Part II Actual Offenses .....	72,926	72,174	67,003	70,110
Rate per 1,000 population .....	94.8	92.8	84.0	87.3
Offenses cleared .....	50,894	45,997	46,744	47,030
Percent cleared .....	69.8	63.7	69.8	67.1
Adult Arrest .....	21,324	21,256	23,465	23,698
Part I .....	4,647	5,162	5,413	4,176
Part II .....	16,677	16,094	18,052	19,522
Juvenile Arrest .....	7,681	8,809	8,218	8,510
Part I .....	3,848	4,061	3,589	3,140
Part II .....	3,833	4,748	4,629	5,370
Value of Property Stolen .....	\$35,991,048	\$34,607,260	\$35,140,966	\$34,267,356
Value of Stolen Property Recovered .....	7,842,026	8,896,421	10,006,220	9,336,855
Percent Recovered .....	21.8	25.7	28.5	27.3
Motor Vehicle Traffic Accidents .....	24,570	24,510	24,977	25,357
Major .....	12,581	12,453	12,766	13,631
Minor .....	11,989	12,057	12,211	11,726
Persons killed .....	99	99	92	91
Resident Population .....	769,200	778,100	789,700	803,000

DEPARTMENTAL SALARY SCALE  
DECEMBER 31, 1984

RANK	AUTHORIZED STRENGTH	CLASSIFICATION	ANNUAL	
			SALARY	RANGE
Chief of Police	1	NC	\$56,532	\$56,532
Deputy Chief of Police	1	NC	53,700	53,700
Assistant Chief of Police	4	EM 08	32,628	51,804
Inspector of Police	3	EM 06	29,700	47,196
Metropolitan Police Major	21	EM 04	27,072	42,888
Metropolitan Police Captain	19	EM 02	24,684	39,036
Metropolitan Police Captain	7	SR 25	26,088	38,136
Metropolitan Police Lieutenant	71	23	24,060	34,968
Metropolitan Police Sergeant	222	21	22,248	32,112
Metropolitan Detective	152	21	22,248	32,112
Metropolitan Police Officer	1061	18	19,800	28,296
Metropolitan Police Recruit	105	15	17,676	25,020
Police Cadet	9	11	15,324	21,372
Police Matron	6	15	17,676	25,020
Police Helicopter Pilot	2	26	27,180	39,780
Police Commission Executive Officer	1	EM 05	28,320	44,772
Senior Police Legal Advisor	1	07	31,140	45,596
Police Psychologist II	1	05	28,320	44,772
Radio Engineer	1	SR 26	24,564	37,080
Criminalist IV	1	26	24,564	37,080
Information Specialist III	1	26	24,564	37,080
Criminalist III	2	24	22,416	33,804
Police Commission Investigator	3	24	22,416	33,804
Accountant V	2	24	22,416	33,804
Research Analyst III	2	24	22,416	33,804
Radio Technician III	1	24	22,320	33,648
Automotive Equipment Superintendent I	1	24	22,320	33,648
DPS Analyst III	1	24	22,416	33,804
DPS Analyst II	1	21	19,620	29,436
Criminalist II	2	21	19,620	29,436
Police Evidence Specialist III	1	21	19,620	29,436
Radio Technician II	1	21	19,176	28,644
Statistician	1	21	19,620	29,436



<u>RANK</u>	<u>AUTHORIZED STRENGTH</u>	<u>CLASSIFICATION</u>	<u>SALARY</u>	<u>ANNUAL RANGE</u>
Research Analyst II	3	SR 21	\$19,620	\$29,436
Audio Visual Production Specialist	1	21	19,620	29,436
QST Documents Examiner	1	21	19,620	29,436
Private Secretary II	1	20	18,456	27,348
Automotive Repair Superintendent I	1	FI 10	20,496	22,824
Radio Technician I	7	SR 19	17,772	26,100
Graphic Artist III	1	19	17,772	26,100
Firearms Technician	1	19	17,772	26,100
Photo Technician III	1	19	17,772	26,100
Accountant III	1	18	17,280	25,668
Criminalist I	2	18	17,280	25,668
Property & Supply Manager	1	18	17,280	25,668
Police Evidence Specialist II	5	18	17,280	25,668
Supervising Police Radio Dispatcher	1	18	17,124	25,548
Research Analyst I	1	18	17,280	25,668
Private Secretary I	1	18	17,136	24,972
Graphic Artist II	1	17	16,512	23,880
Personnel Assistant	1	17	16,512	23,880
Photographic Technician II	1	17	16,512	23,880
Secretary-Reporter	1	17	16,512	23,880
Secretarial Services Supervisor II	1	16	15,684	23,352
Police Evidence Custodian II	1	16	15,684	23,352
Accountant II	1	15	15,336	22,416
Police Reporter	12	15	15,360	21,816
Assistant Property & Supply Manager	1	15	15,336	22,416
Police Evidence Specialist I	4	15	15,336	22,416
Personnel Clerk II	1	15	15,360	21,816
Police Radio Dispatcher II	79	15	15,360	21,816
Police Reports Reviewer II	11	15	15,360	21,816
Fingerprint ID Technician	2	15	15,360	21,816
Photographic Technician I	1	15	15,360	21,816
Public Relations Assistant	1	15	15,360	21,816
Police Evidence Custodian I	6	14	14,832	20,844
Secretary II	6	14	14,832	20,844
Personnel Clerk I	5	13	14,316	19,944
Police Psychologist Assistant	1	13	14,316	19,944
Library Technician III	1	13	14,316	19,944
Secretary I	18	12	13,968	19,176
Police Radio Dispatcher I	22	12	13,968	19,176
Police Reports Reviewer I	3	12	13,968	19,176
Property Inventory Clerk II	1	12	13,968	19,176
Senior Account Clerk	4	12	13,968	19,176

RANK	AUTHORIZED STRENGTH	CLASSIFICATION	ANNUAL	
			SALARY	RANGE
Storekeeper II	1	12	\$13,968	\$19,176
Fingerprint Classifier II	4	12	13,968	19,176
Pre-Audit Clerk I	5	11	13,536	18,456
Police Records Clerk I	7	11	13,536	18,456
Senior Clerk Stenographer	12	11	13,536	18,456
Telephone Switchboard Operator IV	1	11	12,744	18,672
Fingerprint Classifier I	3	10	13,080	17,772
Senior Clerk	1	10	13,080	17,772
Storekeeper I	1	10	13,080	17,772
Property Inventory Clerk I	1	10	13,080	17,772
Statistics Clerk I	1	10	13,080	17,772
Senior Clerk Typist	18	10	13,080	17,772
Clerk Stenographer	3	9	12,684	17,136
Telephone Switchboard Operator III	5	9	11,724	17,124
Clerk Typist	23	8	12,348	16,512
Clerk	9	8	12,348	16,512
Telephone Switchboard Operator II	12	7	11,988	15,924
Messenger II	1	6	11,652	15,360
Radio Mechanic	1	WB 11	17,220	19,200
Lead Auto Mechanic	4	WF 10	16,812	18,672
Printing Press Supervisor	1	FI 08	19,020	21,108
Cook II	1	WF 08	16,020	17,868
Printing Press Operator I	2	WB 08	15,240	16,920
Cook I	1	08	15,240	16,920
Lubrication Worker	2	WB 05	13,968	15,360
Auto Mechanic Helper	1	05	13,968	15,360
Service Station Attendant II	1	WF 03	13,692	15,024
Service Station Attendant I	8	WB 03	13,128	14,340
Auto Mechanic	13	WB 10	16,812	18,672



# FIREARMS REGISTRATION SECTION

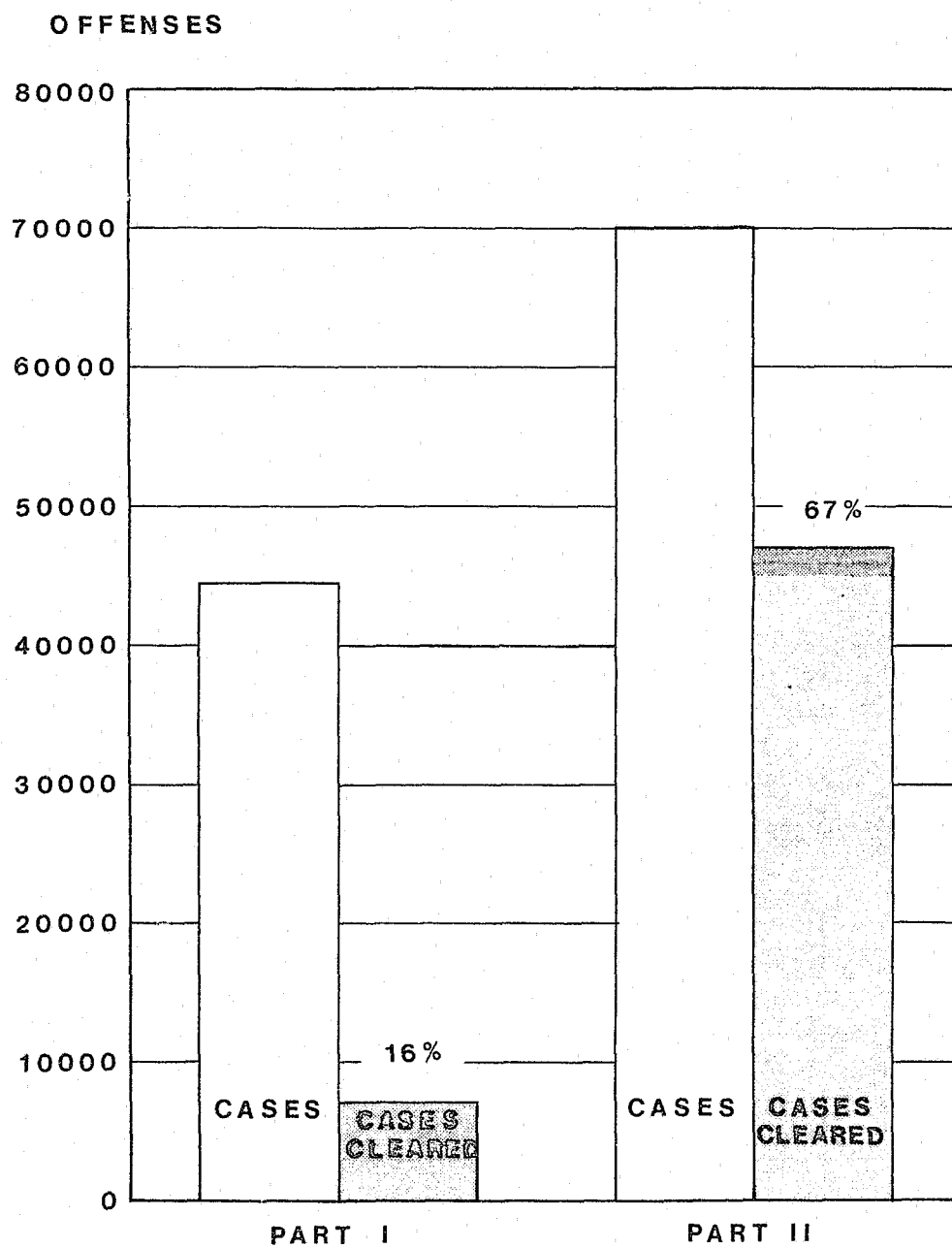
1982 - 1984

	<u>1982</u>	<u>1983</u>	<u>1984</u>
<u>PERMITS ISSUED</u>			
Handguns . . . . .	3,194	3,194	3,011
Rifles/Shotguns . . . . .	1,571	1,715	1,805
TOTAL . . . . .	4,765	4,909	4,816
<u>REGISTRATION VIA PERMIT</u>			
Handguns . . . . .	3,647	3,955	3,004
Rifles/Shotguns . . . . .	277	396	389
TOTAL . . . . .	3,924	4,351	3,393
<u>DEALERS' REGISTRATION</u>			
Handguns . . . . .	2,756	3,118	2,191
Rifles/Shotguns . . . . .	1,619	1,923	1,683
TOTAL . . . . .	4,375	5,041	3,874
<u>OUT-OF-STATE-REGISTRATION</u>			
Handguns . . . . .	1,517	1,429	1,584
Rifles/Shotguns . . . . .	1,482	1,566	1,797
TOTAL . . . . .	2,999	2,995	3,381

CRIME INDEX AND CLEARANCES

<u>CATEGORY</u>	<u>OFFENSES</u>			<u>CLEARANCES</u>			
	<u>1983</u>	<u>1984</u>	<u>Per Cent Change</u>	<u>Total</u> 1983	<u>Per Cent</u>	<u>Total</u> 1984	<u>Per Cent</u>
✓IOLENT CRIMES	2,096	1,911	- 8.8	753	35.9	800	41.9
Murder	45	25	- 44.4	20	44.4	19	76.0
Rape	247	251	+ 1.6	108	43.7	129	51.4
Robbery	1,228	1,096	- 10.7	363	29.6	320	29.2
Aggravated Assault	576	539	- 6.4	262	45.5	332	61.6
PROPERTY CRIMES	43,749	42,563	- 2.7	7,276	16.6	6,384	15.0
Burglary	9,997	9,284	- 7.1	919	9.2	799	8.6
Theft	29,853	30,198	+ 1.2	5,959	20.0	5,124	17.0
Auto Theft	3,899	3,081	- 21.0	398	10.2	461	15.0
TOTAL	45,845	44,474	- 3.0	8,029	17.5	7,184	16.2

ACTUAL OFFENSES AND OFFENSES CLEARED FOR OAHU: 1984



CRIME INDEX RATE PER 100,000 RESIDENT POPULATION\*

<u>OFFENSES</u>	<u>1982</u>	<u>1983</u>	<u>1984</u>
MURDER & NN MANSLAUGHTER	3.2	5.7	3.1
RAPE	31.6	31.3	31.3
ROBBERY	187.4	155.5	136.5
AGGRAVATED ASSAULT	49.0	72.9	67.1
BURGLARY	1,573.2	1,265.9	1,156.2
LARCENY	4,078.0	3,780.3	3,760.6
AUTO THEFT	477.4	493.7	383.7
TOTAL	6,399.8	5,805.4	5,538.5

\* SOURCE: Department of Planning and Economic Development, State of Hawaii.

OFFENSES KNOWN TO POLICE AND THEIR DISPOSITION (EXCLUDING TRAFFIC)

1984

TOTAL ALL DISTRICTS - OAHU

UNIFORM CLASSIFICATION OF OFFENSES	OFFENSES REPORTED OR KNOWN	UNFOUNDED	ACTUAL OFFENSES	CLEARED BY ARREST OR OTHERWISE	ADULT OFFENSES CLEARED	JUVENILE OFFENSES CLEARED	PREV YR CASES CLEARED	TOTAL OFFENSES CLEARED	PER CENT OFFENSES CLEARED
<u>PART I CLASSES</u>									
MURDER & NN MANSLAUGHTER	25	0	25	12	11	1	7	19	76
MANSLAUGHTER (NEGLIGENT)	23	0	23	10	8	2	5	15	65
RAPE	262	11	251	122	118	4	7	129	51
ROBBERY	1,108	12	1,096	262	195	67	58	320	29
AGGRAVATED ASSAULT	539	0	539	275	254	21	57	332	62
BURGLARY	9,416	132	9,284	696	430	266	103	799	9
LARCENY I OVER \$200	10,271	211	10,060	663	552	111	125	788	8
LARCENY II \$50 - \$200	8,074	84	7,990	832	596	236	35	867	11
LARCENY III \$5 - \$ 50	8,172	68	8,104	2,213	1,339	874	23	2,236	28
LARCENY III UNDER \$ 5	4,058	14	4,044	1,220	760	460	13	1,233	30
AUTO THEFT	3,494	413	3,081	376	290	86	85	461	15
TOTAL PART I CLASSES	45,442	945	44,497	6,681	4,553	2,128	518	7,199	16
<u>PART II CLASSES</u>									
OTHER ASSAULTS	8,776	7	8,769	5,333	4,467	866	73	5,406	62
ARSON	325	1	324	25	15	10	3	28	9
FORGERY & COUNTERFEITING	546	12	534	159	149	10	22	181	34
FRAUD	2,084	21	2,063	934	924	10	138	1,072	52
EMBEZZLEMENT	97	0	97	50	49	1	12	62	64
STOLEN PROP RECVG ETC	199	0	199	137	104	33	14	151	76
VANDALISM	8,739	3	8,736	1,408	1,163	245	26	1,434	16
WEAPONS	501	7	494	345	307	38	33	378	77
PROSTITUTION	561	0	561	525	513	12	4	529	94
SEX OFFENSES	778	30	748	367	341	26	31	398	53
DRUG LAWS	4,490	123	4,367	1,985	1,639	346	199	2,184	50
GAMBLING	374	1	373	258	243	15	46	304	82
OFFENSES AGAINST FAMILY	1,867	129	1,738	1,546	1,507	39	62	1,608	93
DRIVING INTOXICATED	5,199	2	5,197	5,038	4,995	43	23	5,061	97
LIQUOR LAWS	1,464	2	1,462	1,349	1,176	173	4	1,353	93
DISORDERLY CONDUCT	1,132	0	1,132	955	902	53	4	959	85
ALL OTHER OFFENSES	33,390	74	33,316	24,547	14,886	9,661	1,375	25,922	78
TOTAL PART II CLASSES	70,522	412	70,110	44,961	33,380	11,581	2,069	47,030	67
TOTAL BOTH CLASSES	115,964	1,357	114,607	51,642	37,933	13,709	2,587	54,229	47

OFFENSES KNOWN TO POLICE AND THEIR DISPOSITION (EXCLUDING TRAFFIC)

1984

DISTRICT I

UNIFORM CLASSIFICATION OF OFFENSES	OFFENSES REPORTED OR KNOWN	UNFOUNDED	ACTUAL OFFENSES	CLEARED BY ARREST OR OTHERWISE	ADULT OFFENSES CLEARED	JUVENILE OFFENSES CLEARED	PREV YR CASES CLEARED	TOTAL OFFENSES CLEARED	PER CENT OFFENSES CLEARED
<u>PART I CLASSES</u>									
MURDER & NN MANSLAUGHTER	13	0	13	7	7	0	5	12	92
MANSLAUGHTER (NEGLIGENT)	10	0	10	3	2	1	3	6	60
RAPE	144	7	137	71	70	1	3	74	54
ROBBERY	809	7	802	183	142	41	32	215	27
AGGRAVATED ASSAULT	317	0	317	164	156	8	32	196	62
BURGLARY	5,152	88	5,064	357	266	91	39	396	8
LARCENY I OVER \$200	7,032	149	6,883	453	389	64	76	529	8
LARCENY II \$50 - \$200	5,213	60	5,153	513	393	120	24	537	10
LARCENY III \$5 - \$ 50	5,239	56	5,183	1,386	927	459	14	1,400	27
LARCENY III UNDER \$ 5	2,643	11	2,632	733	503	230	9	742	28
AUTO THEFT	2,213	311	1,902	209	151	58	53	262	14
TOTAL PART I CLASSES	28,785	689	28,096	4,079	3,006	1,073	290	4,369	16
<u>PART II CLASSES</u>									
OTHER ASSAULTS	5,181	5	5,176	3,138	2,755	383	34	3,172	61
ARSON	163	0	163	15	10	5	1	16	10
FORGERY & COUNTERFEITING	393	10	383	122	114	8	15	137	36
FRAUD	1,737	17	1,720	798	789	9	106	904	53
EMBEZZLEMENT	80	0	80	45	44	1	9	54	68
STOLEN PROP RECVG ETC	130	0	130	86	73	13	8	94	72
VANDALISM	5,099	2	5,097	837	726	111	15	852	17
WEAPONS	338	4	334	229	209	20	17	246	74
PROSTITUTION	539	0	539	507	495	12	4	511	95
SEX OFFENSES	408	11	397	191	176	15	14	205	52
DRUG LAWS	2,352	74	2,278	1,430	1,275	155	154	1,584	77
GAMBLING	133	1	132	66	64	2	42	108	82
OFFENSES AGAINST FAMILY	774	50	724	645	626	19	25	670	93
DRIVING INTOXICATED	3,622	2	3,620	3,532	3,509	23	17	3,549	98
LIQUOR LAWS	1,300	1	1,299	1,196	1,058	138	4	1,200	92
DISORDERLY CONDUCT	800	0	800	673	650	23	3	676	85
ALL OTHER OFFENSES	20,664	46	20,618	15,412	10,631	4,781	1,128	16,540	80
TOTAL PART II CLASSES	43,713	223	43,490	28,922	23,204	5,718	1,596	30,518	70
TOTAL BOTH CLASSES	72,498	912	71,586	33,001	26,210	6,791	1,886	34,887	49

OFFENSES KNOWN TO POLICE AND THEIR DISPOSITION (EXCLUDING TRAFFIC)

1984

DISTRICT II

UNIFORM CLASSIFICATION OF OFFENSES	OFFENSES REPORTED OR KNOWN	UNFOUNDED	ACTUAL OFFENSES	CLEARED BY ARREST OR OTHERWISE	ADULT OFFENSES CLEARED	JUVENILE OFFENSES CLEARED	PREV YR CASES CLEARED	TOTAL OFFENSES CLEARED	PERCENT OFFENSES CLEARED
<u>PART I CLASSES</u>									
MURDER & NN MANSLAUGHTER	3	0	3	0	0	0	0	0	0
MANSLAUGHTER (NEGLIGENT)	2	0	2	0	0	0	0	0	0
RAPE	26	1	25	15	13	2	0	15	60
ROBBERY	50	3	47	10	7	3	6	16	34
AGGRAVATED ASSAULT	39	0	39	16	13	3	9	25	64
BURGLARY	826	1	825	70	33	37	10	80	10
LARCENY I OVER \$200	599	13	586	32	24	8	4	36	6
LARCENY II \$50 - \$200	497	5	492	35	26	9	1	36	7
LARCENY III \$5 - \$50	406	2	404	61	43	18	1	62	15
LARCENY III UNDER \$5	176	0	176	50	28	22	0	50	28
AUTO THEFT	189	12	177	21	19	2	5	26	15
TOTAL PART I CLASSES	2,813	37	2,776	310	206	104	36	346	12
<u>PART II CLASSES</u>									
OTHER ASSAULTS	673	1	672	420	329	91	3	423	63
ARSON	32	0	32	1	0	1	0	1	3
FORGERY & COUNTERFEITING	26	0	26	8	8	0	1	9	35
FRAUD	56	0	56	24	24	0	1	25	45
EMBEZZLEMENT	2	0	2	1	1	0	0	1	50
STOLEN PROP RECVG ETC	16	0	16	15	7	8	2	17	106
VANDALISM	676	1	675	108	79	29	3	111	16
WEAPONS	32	0	32	17	16	1	2	19	59
PROSTITUTION	17	0	17	16	16	0	0	16	94
SEX OFFENSES	71	5	66	32	30	2	1	33	50
DRUG LAWS	1,054	11	1,043	191	150	41	20	211	20
GAMBLING	91	0	91	91	91	0	3	94	103
OFFENSES AGAINST FAMILY	267	25	242	210	206	4	3	213	88
DRIVING INTOXICATED	201	0	201	187	184	3	2	189	94
LIQUOR LAWS	29	0	29	27	22	5	0	27	93
DISORDERLY CONDUCT	74	0	74	64	59	5	0	64	86
ALL OTHER OFFENSES	2,182	6	2,176	1,547	776	771	87	1,634	75
TOTAL PART II CLASSES	5,499	49	5,450	2,959	1,998	961	128	3,087	57
TOTAL BOTH CLASSES	8,312	86	8,226	3,269	2,204	1,065	164	3,433	42



OFFENSES KNOWN TO POLICE AND THEIR DISPOSITION (EXCLUDING TRAFFIC)

1984

DISTRICT III

UNIFORM CLASSIFICATION OF OFFENSES	OFFENSES REPORTED OR KNOWN	UNFOUNDED	ACTUAL OFFENSES	CLEARED BY ARREST OR OTHERWISE	ADULT OFFENSES CLEARED	JUVENILE OFFENSES CLEARED	PREV YR CASES CLEARED	TOTAL OFFENSES CLEARED	PER CENT OFFENSES CLEARED
<u>PART I CLASSES</u>									
MURDER & NN MANSLAUGHTER	7	0	7	3	2	1	0	3	43
MANSLAUGHTER (NEGLIGENT)	7	0	7	6	6	0	2	8	114
RAPE	61	3	58	20	19	1	3	23	40
ROBBERY	183	2	181	46	34	12	12	58	32
AGGRAVATED ASSAULT	121	0	121	56	50	6	14	70	58
BURGLARY	2,102	26	2,076	159	63	96	34	193	9
LARCENY I OVER \$200	1,566	18	1,548	111	89	22	27	133	9
LARCENY II \$50 - \$200	1,410	5	1,405	177	102	75	7	184	13
LARCENY III \$5 - \$50	1,628	6	1,622	473	213	260	6	479	30
LARCENY III UNDER \$5	791	1	790	282	135	147	3	285	36
AUTO THEFT	816	61	755	110	93	17	20	130	17
TOTAL PART I CLASSES	8,692	122	8,570	1,443	806	637	128	1,571	18
<u>PART II CLASSES</u>									
OTHER ASSAULTS	2,001	1	2,000	1,232	941	291	20	1,252	63
ARSON	97	1	96	9	5	4	2	11	11
FORGERY & COUNTERFEITING	74	1	73	19	19	0	3	22	30
FRAUD	153	2	151	53	53	0	20	73	48
EMBEZZLEMENT	8	0	8	2	2	0	3	5	63
STOLEN PROP RECVG ETC	32	0	32	20	16	4	3	23	72
VANDALISM	1,957	0	1,957	296	233	63	7	303	15
WEAPONS	92	2	90	72	59	13	9	81	90
PROSTITUTION	4	0	4	2	2	0	0	2	50
SEX OFFENSES	177	7	170	87	86	1	8	95	56
DRUG LAWS	677	24	653	200	113	87	19	219	34
GAMBLING	133	0	133	89	81	8	1	90	68
OFFENSES AGAINST FAMILY	540	28	512	454	442	12	23	477	93
DRIVING INTOXICATED	355	0	355	340	336	4	3	343	97
LIQUOR LAWS	36	0	36	33	24	9	0	33	92
DISORDERLY CONDUCT	158	0	158	130	112	18	0	130	82
ALL OTHER OFFENSES	6,224	13	6,211	4,525	1,932	2,593	80	4,605	74
TOTAL PART II CLASSES	12,718	79	12,639	7,563	4,456	3,107	201	7,764	61
TOTAL BOTH CLASSES	21,410	201	21,209	9,006	5,262	3,744	329	9,335	44

OFFENSES KNOWN TO POLICE AND THEIR DISPOSITION (EXCLUDING TRAFFIC)

1984

DISTRICT IV

UNIFORM CLASSIFICATION OF OFFENSES	OFFENSES REPORTED OR KNOWN	UNFOUNDED	ACTUAL OFFENSES	CLEARED BY ARREST OR OTHERWISE	ADULT OFFENSES CLEARED	JUVENILE OFFENSES CLEARED	PREV YR CASES CLEARED	TOTAL OFFENSES CLEARED	PER CENT OFFENSES CLEARED
<u>PART I CLASSES</u>									
MURDER & NN MANSLAUGHTER	2	0	2	2	2	0	2	4	200
MANSLAUGHTER (NEGLIGENT)	4	0	4	1	0	1	0	1	25
RAPE	31	0	31	16	16	0	1	17	55
ROBBERY	66	0	66	23	12	11	8	31	47
AGGRAVATED ASSAULT	62	0	62	39	35	4	2	41	66
BURGLARY	1,336	17	1,319	110	68	42	20	130	10
LARCENY I OVER \$200	1,074	31	1,043	67	50	17	18	85	8
LARCENY II \$50 - \$200	954	14	940	107	75	32	3	110	12
LARCENY III \$ 5 - \$ 50	899	4	895	293	156	137	2	295	33
LARCENY III UNDER \$ 5	448	2	446	155	94	61	1	156	35
AUTO THEFT	276	29	247	36	27	9	7	43	17
TOTAL PART I CLASSES	5,152	97	5,055	849	535	314	64	913	18
<u>PART II CLASSES</u>									
OTHER ASSAULTS	921	0	921	543	442	101	16	559	61
ARSON	33	0	33	0	0	0	0	0	0
FORGERY & COUNTERFEITING	53	1	52	10	8	2	3	13	25
FRAUD	138	2	136	59	58	1	11	70	51
EMBEZZLEMENT	7	0	7	2	2	0	0	2	29
STOLEN PROP RECVG ETC	21	0	21	16	8	8	1	17	81
VANDALISM	1,007	0	1,007	167	125	42	1	168	17
WEAPONS	39	1	38	27	23	4	5	32	84
PROSTITUTION	1	0	1	0	0	0	0	0	0
SEX OFFENSES	122	7	115	57	49	8	8	65	57
DRUG LAWS	407	14	393	164	101	63	6	170	43
GAMBLING	17	0	17	12	7	5	0	12	71
OFFENSES AGAINST FAMILY	286	26	260	237	233	4	11	248	95
DRIVING INTOXICATED	1,021	0	1,021	979	966	13	1	980	96
LIQUOR LAWS	99	1	98	93	72	21	0	93	95
DISORDERLY CONDUCT	100	0	100	88	81	7	1	89	89
ALL OTHER OFFENSES	4,320	9	4,311	3,063	1,547	1,516	80	3,143	73
TOTAL PART II CLASSES	8,592	61	8,531	5,517	3,722	1,795	144	5,661	66
TOTAL BOTH CLASSES	13,744	158	13,586	6,366	4,257	2,109	208	6,574	48

NUMBER OF OFFENSES AND VALUE OF PROPERTY STOLEN AND RECOVERED  
BY TYPES OF OFFENSES FOR OAHU  
1984

	-----PROPERTY STOLEN-----			-----PROPERTY RECOVERED-----		
	OFFENSES	TOTAL VALUE	AVE. VALUE	OFFENSES	TOTAL VALUE	AVE. VALUE
ROBBERY						
HIGHWAY	324	121,356	375	45	51,950	1,154
COMMERCIAL HOUSE	74	206,829	2,795	11	22,497	2,045
OIL STATION	17	18,883	1,111	1	271	271
CHAIN STORE	31	39,354	1,269	15	22,844	1,523
RESIDENCE	75	71,639	955	12	10,551	879
BANK	43	49,426	1,149	4	4,874	1,219
MISCELLANEOUS	477	329,745	691	80	118,817	1,485
UNSPECIFIED	55	613,313	11,151	12	45,842	3,820
TOTAL	1,096	1,450,547	1,323	180	277,646	1,542
BURGLARY						
RESIDENCE						
COMMITTED DURING NIGHT	1,859	1,652,421	889	141	97,117	689
COMMITTED DURING DAY	4,775	6,086,771	1,275	288	250,025	868
NON-RESIDENCE						
COMMITTED DURING NIGHT	978	669,751	685	62	77,274	1,246
COMMITTED DURING DAY	1,672	908,114	543	79	45,851	580
TOTAL	9,284	9,317,057	1,004	570	470,267	825
LARCENY						
OVER \$200	10,060	12,317,690	1,224	1,135	1,097,684	967
\$50 - \$200	7,990	1,036,714	130	1,102	109,221	99
\$5 - \$50	8,104	312,980	39	2,320	73,321	32
UNDER \$5	4,044	21,002	5	1,095	9,437	9
TOTAL	30,198	13,688,386	453	5,652	1,289,663	228
TYPES OF LARCENY						
POCKET-PICKING	524	187,844	358	67	7,564	113
PURSE SNATCHING	297	98,066	330	54	16,676	309
SHOPLIFTING	4,037	415,390	103	3,183	186,619	59
THEFT FROM AUTO	6,187	2,444,352	395	380	152,486	401
AUTO ACCESSORIES	5,919	1,352,514	229	222	31,491	142
BICYCLES	1,894	463,033	244	509	153,468	302
FROM BUILDINGS	5,273	4,016,057	762	650	395,635	609
FROM COIN OPERATED MACHINE	764	92,534	121	38	3,092	81
ALL OTHERS	5,303	4,618,596	871	549	342,632	624
TOTAL	30,198	13,688,386	453	5,652	1,289,663	228

PROPERTY BY TYPE AND VALUE

1984

<u>TYPE OF PROPERTY</u>	<u>STOLEN</u>	<u>RECOVERED</u>
CURRENCY, NOTES, ETC.	3,759,110	100,824
JEWELRY & PRECIOUS METALS	8,543,491	436,825
CLOTHING & FURS	962,068	70,563
LOCAL STOLEN MOTOR VEHICLES	10,098,647	7,947,695
OFFICE EQUIPMENT	334,863	12,140
TV, RADIO, CAMERA, ETC.	3,386,149	189,435
FIREARMS	69,188	7,274
HOUSEHOLD GOODS	154,792	6,076
CONSUMABLE GOODS	217,020	23,536
LIVESTOCK	30,051	700
MISCELLANEOUS	6,711,977	541,787
TOTALS	34,267,356	9,336,855

AUTO THEFT

	<u>TOTAL</u>	<u>JAN</u>	<u>FEB</u>	<u>MAR</u>	<u>APR</u>	<u>MAY</u>	<u>JUN</u>	<u>JUL</u>	<u>AUG</u>	<u>SEP</u>	<u>OCT</u>	<u>NOV</u>	<u>DEC</u>
AUTOS REPORTED STOLEN	3,081	269	260	291	310	284	312	277	237	216	214	209	202
AUTOS RECOVERED	2,617	228	216	261	255	229	240	237	218	174	187	184	188
A. LOCALLY	2,601	227	213	260	255	228	236	236	217	172	187	184	186
B. OTHER JURISDICTION	16	1	3	1		1	4	1	1	2			2

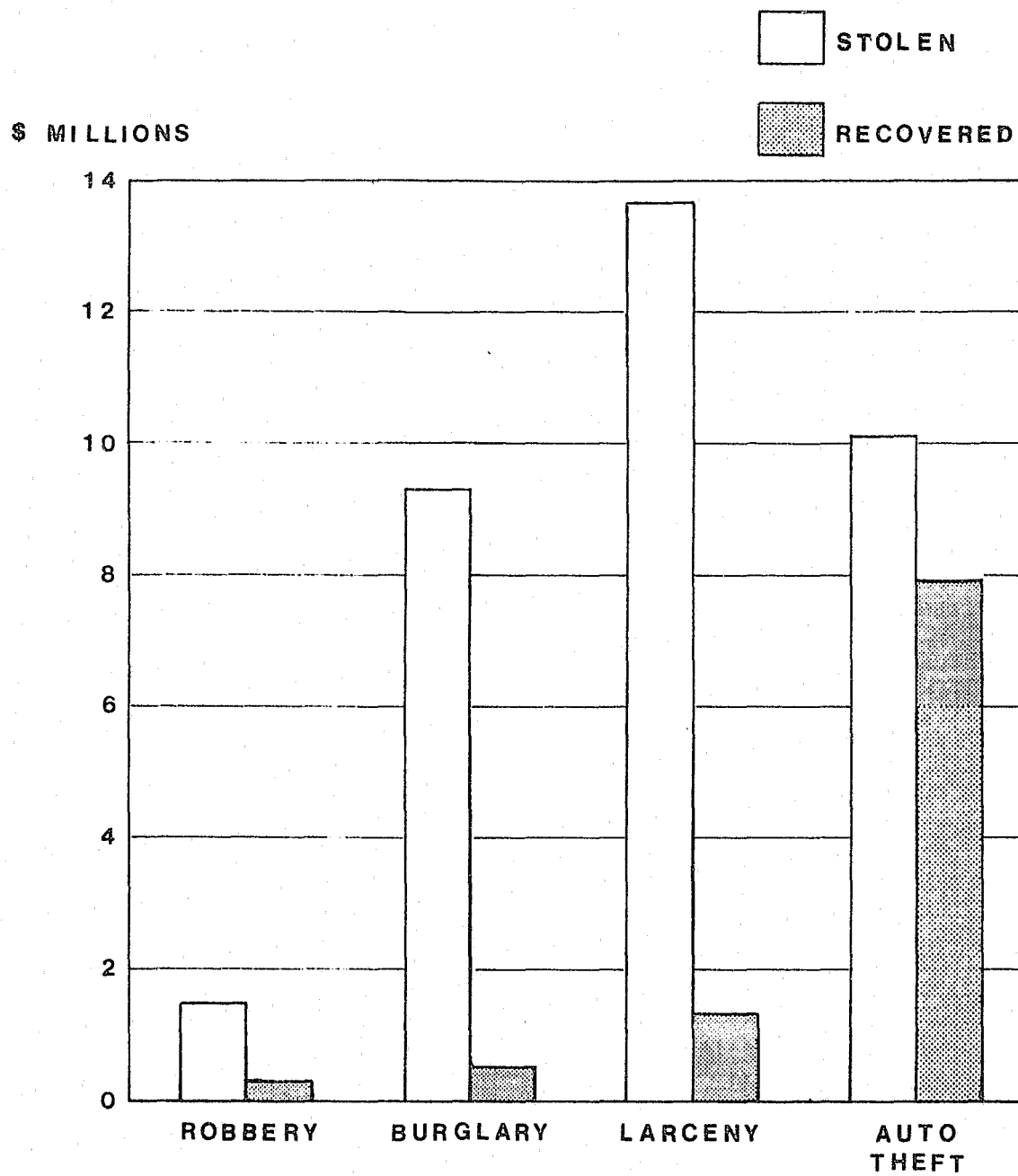
LENGTH OF TIME BEFORE RECOVERY

ONE DAY	1,197
TWO TO THREE DAYS	315
FOUR TO SEVEN DAYS	210
EIGHT TO THIRTY DAYS	215
OVER THIRTY DAYS	200
NOT ASCERTAINED	480

CONDITION OF VEHICLES WHEN RECOVERED

DRIVEABLE	1,179
DRIVEABLE STRIP	83
DRIVEABLE WRECK	41
DRIVEABLE STRIP & WRECK	8
NOT DRIVEABLE	249
NOT DRIVEABLE STRIP	342
NOT DRIVEABLE WRECK	94
NOT DRIVEABLE STRIP & WRECK	132
UNKNOWN	489

CRIMES AGAINST PROPERTY  
TOTAL DOLLAR STOLEN & RECOVERED FOR OAHU - 1984



DISTRIBUTION OF ACTUAL OFFENSES BY MONTH (EXCLUDING TRAFFIC)

1984

TOTAL ALL DISTRICTS - OAHU

UNIFORM CLASSIFICATION OF OFFENSES	<u>TOTAL</u>	<u>JAN</u>	<u>FEB</u>	<u>MAR</u>	<u>APR</u>	<u>MAY</u>	<u>JUN</u>	<u>JUL</u>	<u>AUG</u>	<u>SEP</u>	<u>OCT</u>	<u>NOV</u>	<u>DEC</u>
<u>PART I CLASSES</u>													
MURDER & NN MANSLAUGHTER	25	3	1	3	2	6	0	3	1	2	1	1	2
MANSLAUGHTER (NEGLIGENT)	23	2	0	5	2	1	1	1	2	2	3	0	4
RAPE	251	17	14	16	17	21	32	18	28	32	17	15	24
ROBBERY	1,096	104	118	83	108	96	88	66	84	80	92	93	84
AGGRAVATED ASSAULT	539	41	45	41	47	64	45	60	54	36	44	26	36
BURGLARY	9,284	766	795	913	918	776	757	701	805	701	665	691	796
LARCENY I OVER \$200	10,060	924	852	875	859	869	907	837	888	756	713	767	813
LARCENY II \$50 - \$200	7,990	705	718	727	691	671	678	650	762	562	631	583	612
LARCENY III \$5 - \$50	8,104	692	697	722	662	619	690	723	724	615	666	647	647
LARCENY III UNDER \$5	4,044	352	370	325	354	357	329	325	318	293	317	365	339
AUTO THEFT	3,081	269	260	291	310	284	312	277	237	216	214	209	202
TOTAL PART I CLASSES	44,497	3,875	3,870	4,001	3,970	3,764	3,839	3,661	3,903	3,295	3,363	3,397	3,559
<u>PART II CLASSES</u>													
OTHER ASSAULTS	8,769	810	692	788	761	834	669	789	647	702	763	633	681
ARSON	324	25	20	42	20	28	30	33	29	27	23	22	25
FORGERY & COUNTERFEITING	534	45	41	44	30	48	42	56	49	52	43	41	43
FRAUD	2,063	198	180	171	156	179	176	176	198	148	135	170	176
EMBEZZLEMENT	97	10	9	9	2	10	4	11	8	12	9	8	5
STOLEN PROP RECVG ETC	199	14	15	17	13	12	19	15	25	13	17	19	20
VANDALISM	8,736	663	627	765	726	771	849	795	843	620	681	699	697
WEAPONS	494	41	31	53	40	23	35	41	55	35	39	43	58
PROSTITUTION	561	54	42	59	43	63	41	42	47	42	49	35	44
SEX OFFENSES	748	99	52	74	56	50	57	59	79	62	55	57	48
DRUG LAWS	4,367	234	274	440	484	324	423	255	379	459	340	406	349
GAMBLING	373	36	37	28	19	24	24	29	27	21	33	43	52
OFFENSES AGAINST FAMILY	1,738	151	147	131	147	130	119	152	162	147	163	157	132
DRIVING INTOXICATED	5,197	246	243	341	292	416	435	398	413	505	440	634	834
LIQUOR LAWS	1,462	105	74	124	135	167	111	110	193	99	115	97	132
DISORDERLY CONDUCT	1,132	109	124	140	109	101	70	75	90	80	70	78	86
ALL OTHER OFFENSES	33,316	3,125	3,076	3,310	3,146	3,165	2,379	2,423	2,243	2,543	2,773	2,499	2,634
TOTAL PART II CLASSES	70,110	5,965	5,684	6,536	6,179	6,345	5,483	5,459	5,487	5,567	5,748	5,641	6,016
TOTAL BOTH CLASSES	114,607	9,840	9,554	10,537	10,149	10,109	9,322	9,120	9,390	8,862	9,111	9,038	9,575

DISTRIBUTION OF ACTUAL OFFENSES BY MONTH (EXCLUDING TRAFFIC)

1984

DISTRICT I

UNIFORM CLASSIFICATION  
OF OFFENSES

PART I CLASSES

	<u>TOTAL</u>	<u>JAN</u>	<u>FEB</u>	<u>MAR</u>	<u>APR</u>	<u>MAY</u>	<u>JUN</u>	<u>JUL</u>	<u>AUG</u>	<u>SEP</u>	<u>OCT</u>	<u>NOV</u>	<u>DEC</u>
MURDER & NN MANSLAUGHTER	13	1	1	1	1	4	0	1	1	1	0	1	1
MANSLAUGHTER (NEGLIGENT)	10	0	0	1	2	0	0	0	1	1	2	0	3
RAPE	137	7	6	6	8	13	22	10	16	17	12	7	13
ROBBERY	802	74	93	56	85	64	63	48	64	54	64	72	65
AGGRAVATED ASSAULT	317	29	27	24	25	37	30	33	27	25	23	18	19
BURGLARY	5,064	427	421	514	501	390	462	360	425	401	367	372	424
LARCENY I OVER \$200	6,883	628	596	600	596	587	643	577	599	515	492	511	539
LARCENY II \$50 - \$200	5,153	438	453	455	434	435	428	412	506	359	436	396	401
LARCENY III \$ 5 - \$ 50	5,183	444	414	457	435	402	454	447	477	390	443	411	409
LARCENY III UNDER \$ 5	2,632	226	249	178	242	238	219	211	216	186	192	246	229
AUTO THEFT	1,902	164	147	183	203	177	196	188	143	128	121	134	118
TOTAL PART I CLASSES	28,096	2,438	2,407	2,475	2,532	2,347	2,517	2,287	2,475	2,077	2,152	2,168	2,221

PART II CLASSES

OTHER ASSAULTS	5,176	461	391	446	433	511	428	480	411	429	420	351	415
ARSON	163	15	11	17	16	13	16	14	17	15	12	13	4
FORGERY & COUNTERFEITING	383	35	27	30	23	29	28	39	41	35	32	35	29
FRAUD	1,720	160	144	145	137	153	143	151	170	124	114	137	142
EMBEZZLEMENT	80	7	9	9	1	9	4	9	6	10	7	4	5
STOLEN PROP RECVG ETC	130	9	7	9	9	8	13	12	19	7	12	14	11
VANDALISM	5,097	411	368	433	442	469	462	499	482	365	377	390	399
WEAPONS	334	28	23	31	27	17	23	25	45	24	26	33	32
PROSTITUTION	539	54	41	59	41	63	41	37	43	42	42	34	42
SEX OFFENSES	397	48	19	44	32	21	35	30	40	42	33	29	24
DRUG LAWS	2,278	138	150	227	232	195	217	162	151	133	206	238	229
GAMBLING	132	11	11	4	5	8	9	13	12	11	17	21	10
OFFENSES AGAINST FAMILY	724	65	51	46	46	53	49	72	68	66	66	77	65
DRIVING INTOXICATED	3,620	206	201	237	184	307	314	252	272	385	327	401	534
LIQUOR LAWS	1,299	91	63	116	123	153	105	96	175	83	110	70	114
DISORDERLY CONDUCT	800	67	84	100	76	73	51	56	71	53	48	55	66
ALL OTHER OFFENSES	20,618	1,960	1,784	2,056	1,937	1,946	1,567	1,563	1,484	1,562	1,587	1,555	1,617
TOTAL PART II CLASSES	43,490	3,766	3,384	4,009	3,764	4,028	3,505	3,510	3,507	3,386	3,436	3,457	3,738
TOTAL BOTH CLASSES	71,586	6,204	5,791	6,484	6,296	6,375	6,022	5,797	5,982	5,463	5,588	5,625	5,959



DISTRIBUTION OF ACTUAL OFFENSES BY MONTH (EXCLUDING TRAFFIC)

1984

DISTRICT II

UNIFORM CLASSIFICATION  
OF OFFENSES

	<u>TOTAL</u>	<u>JAN</u>	<u>FEB</u>	<u>MAR</u>	<u>APR</u>	<u>MAY</u>	<u>JUN</u>	<u>JUL</u>	<u>AUG</u>	<u>SEP</u>	<u>OCT</u>	<u>NOV</u>	<u>DEC</u>
<u>PART I CLASSES</u>													
MURDER & NN MANSLAUGHTER	3	1	0	0	1	1	0	0	0	0	0	0	0
MANSLAUGHTER (NEGLIGENT)	2	0	0	0	0	0	0	0	0	1	1	0	0
RAPE	25	2	1	4	0	1	3	2	3	2	1	2	4
ROBBERY	47	4	5	3	3	5	4	1	3	6	3	5	5
AGGRAVATED ASSAULT	39	0	4	2	7	2	6	4	3	4	4	2	1
BURGLARY	825	78	70	60	63	73	52	82	96	50	65	65	71
LARCENY I OVER \$200	586	52	43	47	48	69	47	48	69	41	27	42	53
LARCENY II \$50 - \$200	492	46	38	42	37	45	46	54	45	32	30	39	38
LARCENY III \$ 5 - \$ 50	404	29	36	41	29	30	37	40	38	30	30	29	35
LARCENY III UNDER \$ 5	176	26	12	15	10	21	18	15	13	12	8	15	11
AUTO THEFT	177	16	10	14	11	12	24	16	15	12	23	12	12
TOTAL PART I CLASSES	2,776	254	219	228	209	259	237	262	285	190	192	211	230
<u>PART II CLASSES</u>													
OTHER ASSAULTS	672	52	45	56	69	60	59	78	42	52	63	51	45
ARSON	32	1	1	3	1	1	3	6	2	4	2	2	6
FORGERY & COUNTERFEITING	26	2	2	2	1	5	2	6	0	0	1	1	4
FRAUD	56	8	14	3	2	3	7	2	3	4	3	3	4
EMBEZZLEMENT	2	1	0	0	1	0	0	0	0	0	0	0	0
STOLEN PROP RECVG ETC	16	0	3	2	1	1	0	1	2	1	1	1	3
VANDALISM	675	49	47	49	44	62	65	58	66	39	67	66	63
WEAPONS	32	0	1	3	2	1	1	4	3	2	2	3	10
PROSTITUTION	17	0	1	0	1	0	0	4	4	0	6	0	1
SEX OFFENSES	66	4	9	3	3	9	2	12	11	2	4	2	5
DRUG LAWS	1,043	58	37	127	151	46	142	63	143	106	52	83	35
GAMBLING	91	10	12	7	5	6	4	10	8	6	1	5	17
OFFENSES AGAINST FAMILY	242	18	25	14	23	25	19	12	18	20	28	26	14
DRIVING INTOXICATED	201	9	6	10	19	11	9	26	18	14	11	30	38
LIQUOR LAWS	29	1	3	0	5	1	0	2	0	5	1	4	7
DISORDERLY CONDUCT	74	6	7	11	6	8	3	3	4	8	9	3	6
ALL OTHER OFFENSES	2,176	209	171	192	239	194	132	171	136	165	209	187	171
TOTAL PART II CLASSES	5,450	428	384	482	573	433	448	458	460	428	460	467	429
TOTAL BOTH CLASSES	8,226	682	603	710	782	692	685	720	745	618	652	678	659

DISTRIBUTION OF ACTUAL OFFENSES BY MONTH (EXCLUDING TRAFFIC)

1984

DISTRICT III

UNIFORM CLASSIFICATION  
OF OFFENSES

	TOTAL	JAN	FEB	MAR	APR	MAY	JUN	JUL	AUG	SEP	OCT	NOV	DEC
<u>PART I CLASSES</u>													
MURDER & NN MANSLAUGHTER	7	1	0	1	0	1	0	2	0	1	1	0	0
MANSLAUGHTER (NEGLIGENT)	7	2	0	3	0	1	1	0	0	0	0	0	0
RAPE	58	5	6	3	3	4	7	5	6	5	2	6	6
ROBBERY	181	16	15	19	18	19	15	14	12	14	18	11	10
AGGRAVATED ASSAULT	121	6	11	12	8	21	1	18	20	5	11	2	6
BURGLARY	2,076	168	200	208	202	192	151	136	163	163	155	151	187
LARCENY I OVER \$200	1,548	133	128	127	132	135	144	123	137	123	118	123	125
LARCENY II \$50 - \$200	1,405	142	146	141	132	121	123	113	117	95	98	79	98
LARCENY III \$5 - \$50	1,622	155	165	132	121	123	133	152	128	132	121	127	133
LARCENY III UNDER \$5	790	61	73	89	64	55	61	65	48	65	68	74	67
AUTO THEFT	755	68	80	68	71	78	69	55	55	61	57	40	53
TOTAL PART I CLASSES	8,570	757	824	803	751	750	705	683	686	664	649	613	685
<u>PART II CLASSES</u>													
OTHER ASSAULTS	2,000	211	183	203	169	182	124	149	126	164	202	149	138
ARSON	96	6	8	15	3	10	11	9	8	3	8	3	12
FORGERY & COUNTERFEITING	73	8	6	3	3	10	5	5	4	15	5	2	7
FRAUD	151	19	12	13	13	14	15	8	11	11	4	14	17
EMBEZZLEMENT	8	1	0	0	0	1	0	1	2	0	1	2	0
STOLEN PROP RECVG ETC	32	2	5	4	3	2	2	1	0	2	4	4	3
VANDALISM	1,957	138	153	193	159	156	218	176	192	146	148	151	127
WEAPONS	90	5	7	16	8	4	10	6	3	6	11	6	8
PROSTITUTION	4	0	0	0	1	0	0	1	0	0	0	1	1
SEX OFFENSES	170	28	12	16	14	12	9	12	21	13	9	14	10
DRUG LAWS	653	21	57	58	32	60	39	16	52	160	45	48	65
GAMBLING	133	15	13	16	6	7	9	5	6	4	14	17	21
OFFENSES AGAINST FAMILY	512	45	48	46	61	31	32	43	46	47	50	33	30
DRIVING INTOXICATED	355	12	9	17	22	16	18	22	24	28	15	45	127
LIQUOR LAWS	36	2	2	5	3	4	3	4	4	4	0	3	2
DISORDERLY CONDUCT	158	26	16	21	19	7	11	9	11	17	10	6	5
ALL OTHER OFFENSES	6,211	544	786	643	583	622	413	387	371	441	565	402	454
TOTAL PART II CLASSES	12,639	1,083	1,317	1,269	1,099	1,138	919	854	881	1,061	1,091	900	1,027
TOTAL BOTH CLASSES	21,209	1,840	2,141	2,072	1,850	1,888	1,624	1,537	1,567	1,725	1,740	1,513	1,712

DISTRIBUTION OF ACTUAL OFFENSES BY MONTH (EXCLUDING TRAFFIC)

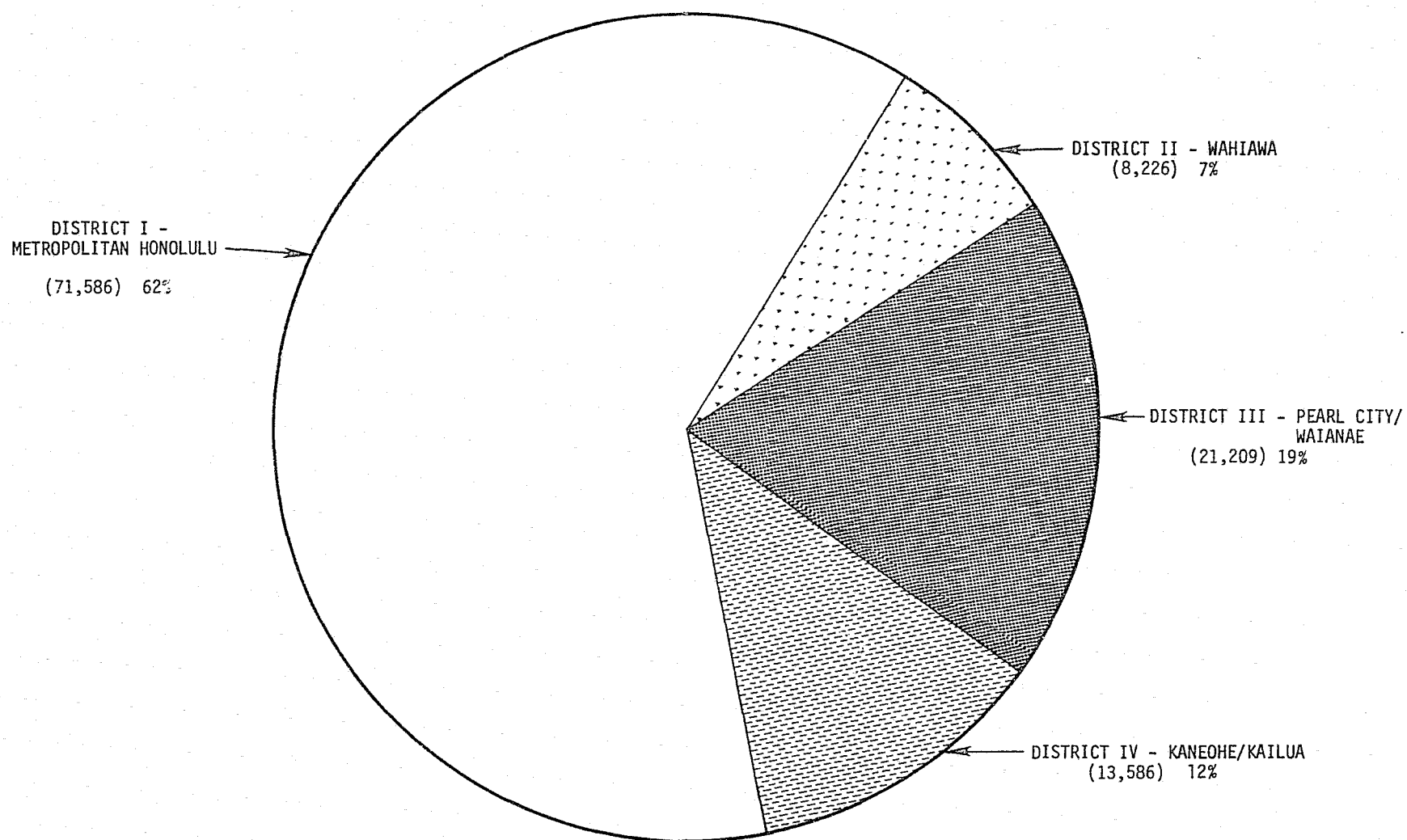
1984

DISTRICT IV

UNIFORM CLASSIFICATION  
OF OFFENSES

	<u>TOTAL</u>	<u>JAN</u>	<u>FEB</u>	<u>MAR</u>	<u>APR</u>	<u>MAY</u>	<u>JUN</u>	<u>JUL</u>	<u>AUG</u>	<u>SEP</u>	<u>OCT</u>	<u>NOV</u>	<u>DEC</u>
<u>PART I CLASSES</u>													
MURDER & NN MANSLAUGHTER	2	0	0	1	0	0	0	0	0	0	0	0	1
MANSLAUGHTER (NEGLIGENT)	4	0	0	1	0	0	0	1	1	0	0	0	1
RAPE	31	3	1	3	6	3	0	1	3	8	2	0	1
ROBBERY	66	10	5	5	2	8	6	3	5	6	7	5	4
AGGRAVATED ASSAULT	62	6	3	3	7	4	8	5	4	2	6	4	10
BURGLARY	1,319	93	104	131	152	121	92	123	121	87	78	103	114
LARCENY I OVER \$200	1,043	111	85	101	83	78	73	89	83	77	76	91	96
LARCENY II \$50 - \$200	940	79	81	89	88	70	81	71	94	76	67	69	75
LARCENY III \$ 5 - \$ 50	895	64	82	92	77	64	66	84	81	63	72	80	70
LARCENY III UNDER \$ 5	446	39	36	43	38	43	31	34	41	30	49	30	32
AUTO THEFT	247	21	23	26	25	17	23	18	24	15	13	23	19
TOTAL PART I CLASSES	5,055	426	420	495	478	408	380	429	457	364	370	405	423
<u>PART II CLASSES</u>													
OTHER ASSAULTS	921	86	73	83	90	81	58	82	68	57	78	82	83
ARSON	33	3	0	7	0	4	0	4	2	5	1	4	3
FORGERY & COUNTERFEITING	52	0	6	9	3	4	7	6	4	2	5	3	3
FRAUD	136	11	10	10	4	9	11	15	14	9	14	16	13
EMBEZZLEMENT	7	1	0	0	0	0	0	1	0	2	1	2	0
STOLEN PROP RECVG ETC	21	3	0	2	0	1	4	1	4	3	0	0	3
VANDALISM	1,007	65	59	90	81	84	104	62	103	70	89	92	108
WEAPONS	38	8	0	3	3	1	1	6	4	3	0	1	8
PROSTITUTION	1	0	0	0	0	0	0	0	0	0	1	0	0
SEX OFFENSES	115	19	12	11	7	8	11	5	7	5	9	12	9
DRUG LAWS	393	17	30	28	69	23	25	14	33	60	37	37	20
GAMBLING	17	0	1	1	3	3	2	1	1	0	1	0	4
OFFENSES AGAINST FAMILY	260	23	23	25	17	21	19	25	30	14	19	21	23
DRIVING INTOXICATED	1,021	19	27	77	67	82	94	98	99	78	87	158	135
LIQUOR LAWS	98	11	6	3	4	9	3	8	14	7	4	20	9
DISORDERLY CONDUCT	100	10	17	8	8	13	5	7	4	2	3	14	9
ALL OTHER OFFENSES	4,311	412	335	419	387	403	267	302	252	375	412	355	392
TOTAL PART II CLASSES	8,531	688	599	776	743	746	611	637	639	692	761	817	822
TOTAL BOTH CLASSES	13,586	1,114	1,019	1,271	1,221	1,154	991	1,066	1,096	1,056	1,131	1,222	1,245

REPORTED PART I & PART II OFFENSES  
BY POLICE DISTRICT - 1984



REPORTED OFFENSES BY WATCH

1984

TOTAL ALL DISTRICTS - OAHU

OFFENSES	TOTAL CASES	FIRST WATCH				SECOND WATCH				THIRD WATCH			
		2300 0059	0100 0259	0300 0459	0500 0659	0700 0859	0900 1059	1100 1259	1300 1459	1500 1659	1700 1859	1900 2059	2100 2259
MURDER/MANSLAUGHTER	25	6	3	1	1	3	0	2	0	3	0	2	4
NEGLIGENT HOMICIDE	23	3	3	3	1	2	1	1	1	0	3	1	4
FORCIBLE RAPE	262	57	36	30	19	15	11	10	10	12	13	14	35
ROBBERY	1,108	159	136	100	43	41	52	63	103	98	89	92	132
AGGRAVATED ASSAULT	539	114	71	39	14	14	18	25	17	34	43	67	83
BURGLARY	9,416	883	308	210	575	1,245	932	760	719	1,105	1,373	676	630
LARCENY - OVER \$200	10,271	1,420	396	182	174	614	782	962	1,111	1,272	1,383	1,026	949
LARCENY - OVER \$ 50	8,074	867	320	183	172	539	573	777	911	1,014	1,156	830	732
LARCENY - \$5 to \$50	8,172	758	253	149	139	512	691	935	1,094	1,156	1,045	802	638
LARCENY - UNDER \$ 5	4,058	443	140	66	75	247	319	402	433	546	605	419	363
AUTO THEFT	3,494	550	190	82	75	182	183	220	212	299	529	495	477
TOTAL - PART I	45,442	5,260	1,856	1,045	1,288	3,414	3,562	4,157	4,611	5,539	6,239	4,424	4,047
OTHER ASSAULTS	8,776	1,215	985	530	192	415	563	621	732	719	793	898	1,113
ARSON	325	44	37	29	10	14	10	10	20	48	34	26	43
FORGERY	546	249	0	1	1	69	63	41	34	33	22	20	13
FRAUD	2,084	841	54	32	22	122	190	175	152	163	120	122	91
EMBEZZLEMENT	97	54	1	0	0	8	9	7	3	5	3	4	3
STOLEN PROPERTY	199	29	6	6	2	17	21	18	28	29	16	15	12
VANDALISMS	8,739	1,211	539	265	268	519	453	539	552	985	1,185	1,041	1,182
WEAPONS OFFENSES	501	62	63	27	4	25	40	44	39	38	44	41	74
PROSTITUTION	561	138	22	3	1	2	2	9	18	15	6	106	239
SEX OFFENSES	778	234	28	23	26	62	77	72	53	78	60	33	32
NARCOTIC DRUG LAWS	4,490	359	156	84	38	224	742	839	670	333	242	324	479
GAMBLING	374	19	7	3	25	18	19	116	61	30	22	22	32
FAMILY OFFENSES	1,867	901	12	9	9	92	170	150	132	164	105	68	55
DRIVING UNDER INFLUENCE	5,199	1,645	1,736	621	48	11	8	11	20	56	111	242	690
LIQUOR LAWS	1,464	304	81	15	2	12	20	61	136	91	67	216	459
DISORDERLY	1,132	223	171	109	33	48	50	52	42	62	76	105	161
ALL OTHER OFFENSES	23,922	2,309	1,222	791	508	2,188	6,380	1,701	1,518	1,844	1,879	1,812	1,770
DELINQUENT CHILD/MINOR	9,468	374	162	81	202	1,376	2,397	2,706	568	415	458	397	332
TOTAL - PART II	70,522	10,211	5,282	2,629	1,391	5,222	11,214	7,172	4,778	5,108	5,243	5,492	6,780
MISCELLANEOUS REPORTS	57,834	7,151	5,032	3,781	3,237	4,793	4,491	4,186	3,934	4,704	5,653	5,406	5,456
MAJOR ACCIDENTS	13,631	1,179	856	609	630	1,220	1,093	1,187	1,406	1,845	1,625	980	1,001
MINOR ACCIDENTS	11,726	650	328	177	387	1,248	1,188	1,395	1,484	1,927	1,452	756	734
NON TRAFFIC ACCIDENTS	6,312	369	213	94	116	494	720	932	914	868	696	472	424
PART IV NON-TRAFFIC	114,141	16,015	9,449	5,024	3,926	7,268	8,107	8,270	8,631	9,738	10,671	11,773	15,269
GRAND TOTAL	319,608	40,845	23,016	13,359	10,975	23,659	30,375	27,299	25,758	29,729	31,579	29,303	33,711

REPORTED OFFENSES BY WATCH

1984

OUTSIDE JURISDICTION

OFFENSES	TOTAL CASES	FIRST WATCH				SECOND WATCH				THIRD WATCH			
		2300 0059	0100 0259	0300 0459	0500 0659	0700 0859	0900 1059	1100 1259	1300 1479	1500 1659	1700 1859	1900 2059	2100 2259
MURDER/MANSLAUGHTER	0	0	0	0	0	0	0	0	0	0	0	0	0
NEGLIGENT HOMICIDE	0	0	0	0	0	0	0	0	0	0	0	0	0
FORCIBLE RAPE	10	4	1	0	0	1	0	1	0	2	1	0	0
ROBBERY	5	1	1	0	1	1	0	0	0	0	1	0	0
AGGRAVATED ASSAULT	3	1	0	0	1	1	0	0	0	0	0	0	0
BURGLARY	18	5	0	0	0	2	2	2	2	3	1	1	0
LARCENY - OVER \$200	143	50	0	2	3	10	11	11	12	13	11	15	5
LARCENY - OVER \$ 50	51	6	3	0	0	2	6	5	7	7	4	9	2
LARCENY - \$5 to \$50	54	11	1	0	1	10	1	11	4	3	4	3	5
LARCENY - UNDER \$ 5	52	22	0	0	3	3	2	2	2	8	7	3	0
AUTO THEFT	29	2	1	0	3	3	1	1	1	3	6	6	2
TOTAL - PART I	365	102	7	2	12	33	23	33	28	39	35	37	14
OTHER ASSAULTS	22	1	3	1	3	2	1	0	1	2	2	4	2
ARSON	0	0	0	0	0	0	0	0	0	0	0	0	0
FORGERY	32	19	0	0	0	5	1	1	1	5	0	0	0
FRAUD	32	25	0	0	0	3	2	0	0	1	0	1	0
EMBEZZLEMENT	1	1	0	0	0	0	0	0	0	0	0	0	0
STOLEN PROPERTY	3	1	0	0	0	0	0	0	0	0	1	1	0
VANDALISMS	10	2	0	0	1	0	2	2	0	2	0	0	1
WEAPONS OFFENSES	3	0	0	0	0	1	0	0	1	0	1	0	0
PROSTITUTION	0	0	0	0	0	0	0	0	0	0	0	0	0
SEX OFFENSES	26	15	1	0	1	3	0	0	1	2	0	0	3
NARCOTIC DRUG LAWS	28	4	0	0	0	2	3	1	2	6	3	4	3
GAMBLING	4	0	0	0	0	0	2	2	0	0	0	0	0
FAMILY OFFENSES	37	13	3	0	0	3	3	2	3	5	2	3	0
DRIVING UNDER INFLUENCE	0	0	0	0	0	0	0	0	0	0	0	0	0
LIQUOR LAWS	0	0	0	0	0	0	0	0	0	0	0	0	0
DISORDERLY	0	0	0	0	0	0	0	0	0	0	0	0	0
ALL OTHER OFFENSES	74	20	0	2	0	10	16	5	5	6	5	2	3
DELINQUENT CHILD/MINOR	56	14	1	0	5	7	6	4	2	3	6	7	1
TOTAL - PART II	328	115	8	3	10	36	36	17	16	32	20	22	13
MISCELLANEOUS REPORTS	532	162	11	6	29	73	71	39	20	38	27	29	27
MAJOR ACCIDENTS	13	5	0	2	0	1	0	1	0	0	1	3	0
MINOR ACCIDENTS	15	6	0	0	0	1	2	1	2	1	0	1	1
NON TRAFFIC ACCIDENTS	8	2	0	0	0	0	4	2	0	0	0	0	0
PART IV NON TRAFFIC	84	24	4	1	1	5	7	11	6	5	6	8	6
GRAND TOTAL	1,345	416	30	14	52	149	143	104	72	115	89	100	61

REPORTED OFFENSES BY WATCH

1984

TOTAL - DISTRICT I

<u>OFFENSES</u>	<u>TOTAL CASES</u>	<u>FIRST WATCH</u>				<u>SECOND WATCH</u>				<u>THIRD WATCH</u>			
		<u>2300 0059</u>	<u>0100 0259</u>	<u>0300 0459</u>	<u>0500 0659</u>	<u>0700 0859</u>	<u>0900 1059</u>	<u>1100 1259</u>	<u>1300 1459</u>	<u>1500 1659</u>	<u>1700 1859</u>	<u>1900 2059</u>	<u>2100 2259</u>
MURDER/MANSLAUGHTER	13	4	2	0	0	2	0	1	0	2	0	1	1
NEGLIGENT HOMICIDE	10	1	2	0	1	2	0	0	0	0	1	1	2
FORCIBLE RAPE	144	28	22	25	14	8	6	2	5	4	8	10	12
ROBBERY	809	118	103	81	36	28	42	43	72	61	63	66	96
AGGRAVATED ASSAULT	317	71	47	28	7	8	7	11	9	21	30	38	40
BURGLARY	5,152	517	188	144	193	617	532	443	431	557	777	389	364
LARCENY - OVER \$200	7,032	980	311	139	120	447	522	670	744	805	903	705	686
LARCENY - OVER \$ 50	5,213	592	228	143	107	359	376	464	579	636	718	540	471
LARCENY - \$5 to \$50	5,239	506	178	105	101	350	453	575	675	693	661	528	414
LARCENY - UNDER \$ 5	2,643	294	92	50	50	188	197	246	249	335	391	281	270
AUTO THEFT	2,213	354	114	54	45	125	121	132	143	193	340	285	307
<b>TOTAL - PART I</b>	<b>28,785</b>	<b>3,465</b>	<b>1,287</b>	<b>769</b>	<b>674</b>	<b>2,134</b>	<b>2,256</b>	<b>2,587</b>	<b>2,907</b>	<b>3,307</b>	<b>3,892</b>	<b>2,844</b>	<b>2,663</b>
OTHER ASSAULTS	5,181	787	694	379	130	199	277	308	373	399	433	529	673
ARSON	163	24	24	16	5	7	5	6	7	24	18	13	14
FORGERY	393	191	0	1	1	44	37	31	24	20	19	13	12
FRAUD	1,737	731	41	27	18	100	149	146	120	130	96	105	74
EMBEZZLEMENT	80	47	0	0	0	6	6	5	2	5	3	3	3
STOLEN PROPERTY	130	17	5	6	2	10	13	13	16	19	8	12	9
VANDALISMS	5,099	725	323	188	182	306	246	291	312	502	691	633	700
WEAPONS OFFENSES	338	55	46	21	4	14	29	20	26	25	26	23	49
PROSTITUTION	539	130	21	3	1	2	2	8	17	14	5	104	232
SEX OFFENSES	408	98	10	13	18	28	42	42	32	47	43	16	19
NARCOTIC DRUG LAWS	2,352	318	121	70	35	95	174	246	210	200	173	277	433
GAMBLING	133	16	5	3	5	5	7	23	12	16	6	13	22
FAMILY OFFENSES	774	351	5	7	3	48	73	61	51	64	56	27	28
DRIVING UNDER INFLUENCE	3,622	1,137	1,316	496	38	8	6	9	12	28	71	146	355
LIQUOR LAWS	1,300	264	65	12	2	10	13	55	125	81	57	188	428
DISORDERLY	800	143	130	87	25	35	35	29	28	48	57	68	115
ALL OTHER OFFENSES	16,042	1,534	896	615	314	1,597	4,876	975	856	1,091	1,106	1,073	1,109
DELINQUENT CHILD/MINOR	4,622	244	107	45	83	632	1,177	1,226	291	218	204	201	194
<b>TOTAL - PART II</b>	<b>43,713</b>	<b>6,812</b>	<b>3,809</b>	<b>1,989</b>	<b>866</b>	<b>3,146</b>	<b>7,167</b>	<b>3,494</b>	<b>2,514</b>	<b>2,931</b>	<b>3,072</b>	<b>3,444</b>	<b>4,469</b>
MISCELLANEOUS REPORTS	39,416	4,988	3,468	2,722	2,208	3,291	2,951	2,773	2,584	3,210	3,863	3,677	3,681
MAJOR ACCIDENTS	8,380	656	438	317	320	823	774	804	934	1,212	1,004	548	550
MINOR ACCIDENTS	8,224	447	205	107	213	912	894	1,048	1,059	1,388	988	470	493
NON TRAFFIC ACCIDENTS	4,178	255	141	64	83	338	494	635	597	573	451	284	263
PART IV NON TRAFFIC	72,640	9,611	5,886	3,478	2,916	5,058	5,557	5,490	5,591	6,220	6,584	7,305	8,944
<b>GRAND TOTAL</b>	<b>205,336</b>	<b>26,234</b>	<b>15,234</b>	<b>9,446</b>	<b>7,280</b>	<b>15,702</b>	<b>20,093</b>	<b>16,831</b>	<b>16,186</b>	<b>18,841</b>	<b>19,854</b>	<b>18,572</b>	<b>21,063</b>



REPORTED OFFENSES BY WATCH

1984

TOTAL - DISTRICT II

OFFENSES	TOTAL CASES	FIRST WATCH				SECOND WATCH				THIRD WATCH			
		2300 0059	0100 0259	0300 0459	0500 0659	0700 0859	0900 1059	1100 1259	1300 1459	1500 1659	1700 1859	1900 2059	2100 2259
MURDER/MANSLAUGHTER	3	1	0	0	1	0	0	0	0	0	0	0	1
NEGLIGENT HOMICIDE	2	0	0	0	0	0	0	1	1	0	0	0	0
FORCIBLE RAPE	26	10	2	3	0	0	1	0	1	3	2	0	4
ROBBERY	50	6	11	4	3	1	1	3	6	5	5	2	3
AGGRAVATED ASSAULT	39	10	4	3	2	1	2	3	1	3	4	2	4
BURGLARY	826	60	32	14	75	111	72	52	46	103	127	72	62
LARCENY - OVER \$200	599	74	15	8	7	26	33	60	91	105	83	52	45
LARCENY - OVER \$ 50	497	48	23	10	13	25	37	50	56	74	80	41	40
LARCENY - \$5 to \$50	406	48	12	10	4	32	22	36	52	59	53	46	32
LARCENY - UNDER \$ 5	176	19	4	4	4	9	6	24	23	23	34	13	13
AUTO THEFT	189	33	17	3	8	3	13	7	7	19	22	23	34
TOTAL - PART I	2,813	309	120	59	117	208	187	236	284	394	410	251	238
OTHER ASSAULTS	673	77	65	45	12	35	53	54	73	58	75	57	69
ARSON	32	7	2	2	1	0	1	2	1	8	4	0	4
FORGERY	26	14	0	0	0	2	5	1	2	2	0	0	0
FRAUD	56	18	2	1	0	6	5	7	3	11	2	1	0
EMBEZZLEMENT	2	0	0	0	0	0	2	0	0	0	0	0	0
STOLEN PROPERTY	16	3	0	0	0	3	1	2	2	2	1	1	1
VANDALISMS	676	87	38	11	14	34	39	46	57	107	90	76	77
WEAPONS OFFENSES	32	0	6	0	0	2	1	12	3	0	2	1	5
PROSTITUTION	17	8	1	0	0	0	0	0	0	0	0	1	7
SEX OFFENSES	71	18	7	2	2	7	8	6	4	6	6	3	2
NARCOTIC DRUG LAWS	1,054	10	7	4	1	37	300	293	269	64	28	21	20
GAMBLING	91	1	0	0	1	0	3	49	22	4	7	4	0
FAMILY OFFENSES	267	125	2	0	2	18	26	20	25	17	10	11	11
DRIVING UNDER INFLUENCE	201	64	48	26	3	1	0	0	1	6	4	20	28
LIQUOR LAWS	29	7	3	1	0	1	0	0	2	5	1	5	4
DISORDERLY	74	21	9	9	0	2	1	4	6	0	6	8	8
ALL OTHER OFFENSES	1,432	157	65	29	37	89	262	125	126	138	143	148	113
DELINQUENT CHILD/MINOR	750	16	13	7	21	71	199	251	49	33	41	25	24
TOTAL - PART II	5,499	633	268	137	94	308	906	872	645	461	420	382	373
MISCELLANEOUS REPORTS	2,823	273	190	146	124	225	314	280	250	291	254	245	231
MAJOR ACCIDENTS	893	83	76	52	48	57	41	79	87	115	96	73	86
MINOR ACCIDENTS	580	26	20	14	37	46	34	63	75	86	79	57	43
NON TRAFFIC ACCIDENTS	349	15	16	4	5	38	27	52	42	53	40	31	26
PART IV NON-TRAFFIC	8,192	1,277	743	312	206	395	492	544	610	642	760	893	1,318
GRAND TOTAL	21,149	2,616	1,433	724	631	1,277	2,001	2,126	1,993	2,042	2,059	1,932	2,315

REPORTED OFFENSES BY WATCH

1984

TOTAL - DISTRICT III

OFFENSES	TOTAL CASES	FIRST WATCH				SECOND WATCH				THIRD WATCH			
		2300 0059	0100 0259	0300 0459	0500 0659	0700 0859	0900 1059	1100 1259	1300 1459	1500 1659	1700 1859	1900 2059	2100 2259
MURDER/MANSLAUGHTER	7	0	1	1	0	1	0	1	0	1	0	1	1
NEGLIGENT HOMICIDE	7	1	1	1	0	0	1	0	0	0	1	0	2
FORCIBLE RAPE	61	18	5	1	5	4	2	5	2	5	1	3	10
ROBBERY	183	28	17	11	3	10	5	13	15	23	13	20	25
AGGRAVATED ASSAULT	121	22	13	5	3	3	4	8	4	8	7	18	26
BURGLARY	2,102	168	58	29	203	315	197	146	161	273	293	137	122
LARCENY - OVER \$200	1,566	219	45	27	26	70	129	124	157	225	245	170	129
LARCENY - OVER \$ 50	1,410	135	53	22	28	84	96	151	148	174	219	160	140
LARCENY - \$5 to \$50	1,628	131	41	18	25	83	143	193	221	268	215	155	135
LARCENY - UNDER \$ 5	791	89	33	7	15	33	73	83	100	126	100	80	52
AUTO THEFT	816	115	42	20	18	39	40	55	43	64	132	144	104
TOTAL - PART I	8,692	926	309	142	326	642	690	779	851	1,167	1,226	888	746
OTHER ASSAULTS	2,001	229	143	69	41	126	171	183	204	172	199	204	260
ARSON	97	7	9	8	3	7	4	2	8	10	10	9	20
FORGERY	74	24	0	0	0	15	13	6	4	7	2	2	1
FRAUD	153	31	3	0	4	9	22	17	20	12	13	9	13
EMBEZZLEMENT	8	3	1	0	0	1	0	2	0	0	0	1	0
STOLEN PROPERTY	32	4	1	0	0	4	5	2	6	3	4	1	2
VANDALISMS	1,957	260	123	44	44	110	108	130	109	254	281	231	263
WEAPONS OFFENSES	92	5	7	6	0	7	9	11	8	10	4	12	13
PROSTITUTION	4	0	0	0	0	0	0	1	1	0	1	1	0
SEX OFFENSES	177	66	7	7	3	19	16	14	9	14	7	6	9
NARCOTIC DRUG LAWS	677	12	12	5	0	61	193	192	122	38	19	13	10
GAMBLING	133	2	2	0	19	11	9	35	23	9	9	4	10
FAMILY OFFENSES	540	277	3	0	4	16	46	45	39	58	25	18	9
DRIVING UNDER INFLUENCE	355	109	84	34	3	1	1	1	2	5	17	38	60
LIQUOR LAWS	36	7	4	0	0	0	6	3	2	2	3	4	5
DISORDERLY	158	32	18	9	3	6	12	11	4	9	8	21	25
ALL OTHER OFFENSES	3,675	375	150	83	89	303	598	345	319	376	374	349	314
DELINQUENT CHILD/MINOR	2,549	64	28	16	62	445	629	779	119	119	125	95	68
TOTAL - PART II	12,718	1,507	595	281	275	1,141	1,842	1,779	999	1,098	1,101	1,018	1,082
MISCELLANEOUS REPORTS	10,003	1,153	864	610	620	813	784	695	666	764	1,011	989	1,034
MAJOR ACCIDENTS	2,611	260	203	153	168	217	164	154	193	322	295	241	241
MINOR ACCIDENTS	1,819	116	62	40	95	186	153	163	204	281	241	149	129
NON TRAFFIC ACCIDENTS	1,143	65	36	20	17	81	116	154	181	141	137	106	89
PART IV NON TRAFFIC	19,536	3,024	1,644	727	439	1,079	1,172	1,269	1,408	1,687	1,948	2,151	2,988
GRAND TOTAL	56,522	7,051	3,713	1,973	1,940	4,159	4,921	4,993	4,502	5,460	5,959	5,542	6,309

REPORTED OFFENSES BY WATCH

1984

TOTAL - DISTRICT IV

OFFENSES	TOTAL CASES	FIRST WATCH				SECOND WATCH				THIRD WATCH			
		2300 0059	0100 0259	0300 0459	0500 0659	0700 0859	0900 1059	1100 1259	1300 1459	1500 1659	1700 1859	1900 2059	2100 2259
MURDER/MANSLAUGHTER	2	1	0	0	0	0	0	0	0	0	0	0	1
NEGLIGENT HOMICIDE	4	1	0	2	0	0	0	0	0	0	1	0	0
FORCIBLE RAPE	31	1	7	1	0	3	2	3	2	0	2	1	9
ROBBERY	66	7	5	4	1	2	4	4	10	9	8	4	8
AGGRAVATED ASSAULT	62	11	7	3	2	2	5	3	3	2	2	9	13
BURGLARY	1,336	138	30	23	104	202	131	119	81	172	176	78	82
LARCENY - OVER \$200	1,074	147	25	8	21	71	98	108	119	137	152	99	89
LARCENY - OVER \$ 50	954	92	16	8	24	71	64	112	128	130	139	89	81
LARCENY - \$5 to \$50	899	73	22	16	9	47	73	131	146	136	116	73	57
LARCENY - UNDER \$ 5	448	41	11	5	6	17	43	49	61	62	80	45	28
AUTO THEFT	276	48	17	5	4	15	9	26	19	23	35	43	32
TOTAL - PART I	5,152	560	140	75	171	430	429	555	569	671	711	441	400
OTHER ASSAULTS	921	122	83	37	9	55	62	76	82	90	86	108	111
ARSON	33	6	2	3	1	0	0	0	4	6	2	4	5
FORGERY	53	20	0	0	0	8	8	3	4	4	1	5	0
FRAUD	138	61	8	4	0	7	14	5	9	10	9	7	4
EMBEZZLEMENT	7	4	0	0	0	1	1	0	1	0	0	0	0
STOLEN PROPERTY	21	5	0	0	0	0	2	1	4	5	3	1	0
VANDALISMS	1,007	139	55	22	28	69	60	72	74	122	123	101	142
WEAPONS OFFENSES	39	2	4	0	0	2	1	1	2	3	12	5	7
PROSTITUTION	1	0	0	0	0	0	0	0	0	1	0	0	0
SEX OFFENSES	122	52	4	1	3	8	11	10	8	11	4	8	2
NARCOTIC DRUG LAWS	407	19	16	5	2	31	75	108	69	31	22	13	16
GAMBLING	17	0	0	0	0	2	0	9	4	1	0	1	0
FAMILY OFFENSES	286	148	2	2	0	10	25	24	17	25	14	12	7
DRIVING UNDER INFLUENCE	1,021	335	288	65	4	1	1	1	5	17	19	38	247
LIQUOR LAWS	99	26	9	2	0	1	1	3	7	3	6	19	22
DISORDERLY	100	27	14	4	5	5	2	8	4	5	5	8	13
ALL OTHER OFFENSES	2,773	243	111	64	68	199	644	256	217	239	256	242	234
DELINQUENT CHILD/MINOR	1,547	50	14	13	36	228	392	450	109	45	88	76	46
TOTAL - PART II	8,592	1,259	610	222	156	627	1,299	1,027	620	618	650	648	856
MISCELLANEOUS REPORTS	5,592	747	510	303	285	464	442	438	434	439	525	495	510
MAJOR ACCIDENTS	1,747	180	139	87	94	123	114	150	192	196	230	118	124
MINOR ACCIDENTS	1,103	61	41	16	42	104	107	121	146	172	144	80	69
NON TRAFFIC ACCIDENTS	642	34	20	6	11	37	83	91	94	101	68	51	46
PART IV NON-TRAFFIC	13,773	2,103	1,176	507	365	736	886	967	1,022	1,189	1,379	1,424	2,019
GRAND TOTAL	36,601	4,944	2,636	1,216	1,124	2,521	3,360	3,349	3,077	3,386	3,707	3,257	4,024

REPORTED OFFENSES BY DAY OF WEEK

1984

OFFENSES	TOTAL ALL DISTRICTS - OAHU								OUTSIDE JURISDICTION							
	TOTAL CASES	SUN	MON	TUE	WED	THU	FRI	SAT	TOTAL CASES	SUN	MON	TUE	WED	THU	FRI	SAT
MURDER/MANSLAUGHTER	25	3	5	2	5	4	2	4	0	0	0	0	0	0	0	0
NEG. HOMICIDE	23	3	6	0	2	3	3	6	0	0	0	0	0	0	0	0
FORCIBLE RAPE	262	52	37	21	33	32	40	47	10	1	3	2	0	1	2	1
ROBBERY	1,108	152	167	155	159	159	152	164	5	0	0	1	1	0	1	2
AGGRAVATED ASSAULT	539	99	75	54	78	61	75	97	3	1	0	0	0	0	1	1
BURGLARY	9,416	1040	1367	1246	1300	1365	1831	1267	18	1	2	5	1	0	5	4
LARCENY - OVER \$200	10,271	1343	1410	1348	1502	1473	1588	1607	143	19	18	24	28	20	15	19
LARCENY - OVER \$ 50	8,074	1072	1133	1143	1127	1095	1249	1255	51	5	2	9	8	8	7	12
LARCENY - \$5 to \$50	8,172	1016	1180	1088	1105	1166	1319	1298	54	10	7	9	4	7	10	7
LARCENY - UNDER \$ 5	4,058	529	531	539	595	572	664	628	52	11	6	10	3	5	8	9
AUTO THEFT	3,494	477	503	474	454	409	603	574	29	4	7	2	5	3	6	2
TOTAL - PART I	45,442	5786	6414	6070	6360	6339	7526	6947	365	52	45	62	50	44	55	57
OTHER ASSAULTS	8,776	1251	1185	1156	1162	1216	1313	1493	22	5	3	2	2	1	5	4
ARSON	325	56	39	44	45	27	51	63	0	0	0	0	0	0	0	0
FORGERY	546	58	81	83	97	76	107	44	32	0	6	10	5	6	4	1
FRAUD	2,084	239	318	274	310	295	360	288	32	2	3	9	3	6	3	6
EMBEZZLEMENT	97	8	13	16	13	19	16	12	1	0	0	0	0	0	0	1
STOLEN PROPERTY	199	30	26	39	25	35	23	21	3	1	0	1	0	1	0	0
VANDALISMS	8,739	1210	1186	1131	1171	1111	1519	1411	10	1	0	0	2	1	2	4
WEAPONS OFFENSES	501	64	76	63	66	74	67	91	3	0	1	0	1	0	0	1
PROSTITUTION	561	17	27	123	128	92	97	77	0	0	0	0	0	0	0	0
SEX OFFENSES	778	79	106	123	128	138	124	80	26	6	3	3	6	0	7	1
NARCOTIC DRUG LAWS	4,490	254	605	774	1052	768	698	339	28	1	4	5	3	8	5	2
GAMBLING	374	94	26	20	42	46	58	88	4	1	0	2	0	0	1	0
FAMILY OFFENSES	1,867	96	335	309	338	312	346	131	37	3	6	9	7	3	7	2
DRIVING UNDER INFLUENCE	5,199	677	359	479	747	931	996	1010	0	0	0	0	0	0	0	0
LIQUOR LAWS	1,464	190	144	170	207	167	295	291	0	0	0	0	0	0	0	0
DISORDERLY	1,132	217	140	127	141	142	159	206	0	0	0	0	0	0	0	0
ALL OTHER OFFENSES	23,922	2474	3501	3615	3745	3775	4168	2644	74	6	15	12	8	7	17	9
DELINQUENT CHILD/MINOR	9,468	488	1603	1751	1503	1749	1816	558	56	13	11	7	4	8	3	10
TOTAL - PART II	70,522	7502	9770	10297	10920	10973	12213	8847	328	39	52	60	41	41	54	41
MISCELLANEOUS REPORTS	57,834	8710	7760	7896	7758	8152	8549	9009	532	49	83	88	77	81	94	60
MAJOR ACCIDENTS	13,631	1747	1871	1792	1736	1899	2321	2265	13	1	0	1	2	0	3	6
MINOR ACCIDENTS	11,726	1195	1684	1656	1677	1674	2146	1694	15	1	4	6	0	1	2	1
NON TRAFFIC ACCIDENTS	6,312	717	937	902	851	877	1060	968	8	2	0	2	0	1	3	0
PART IV NON-TRAFFIC	114,141	17298	14920	14986	15219	15378	17211	19129	84	10	8	16	17	9	8	16
GRAND TOTAL	319,608	42955	43356	43599	44521	45292	51026	48859	1,345	154	192	235	187	177	219	181

REPORTED OFFENSES BY DAY OF WEEK

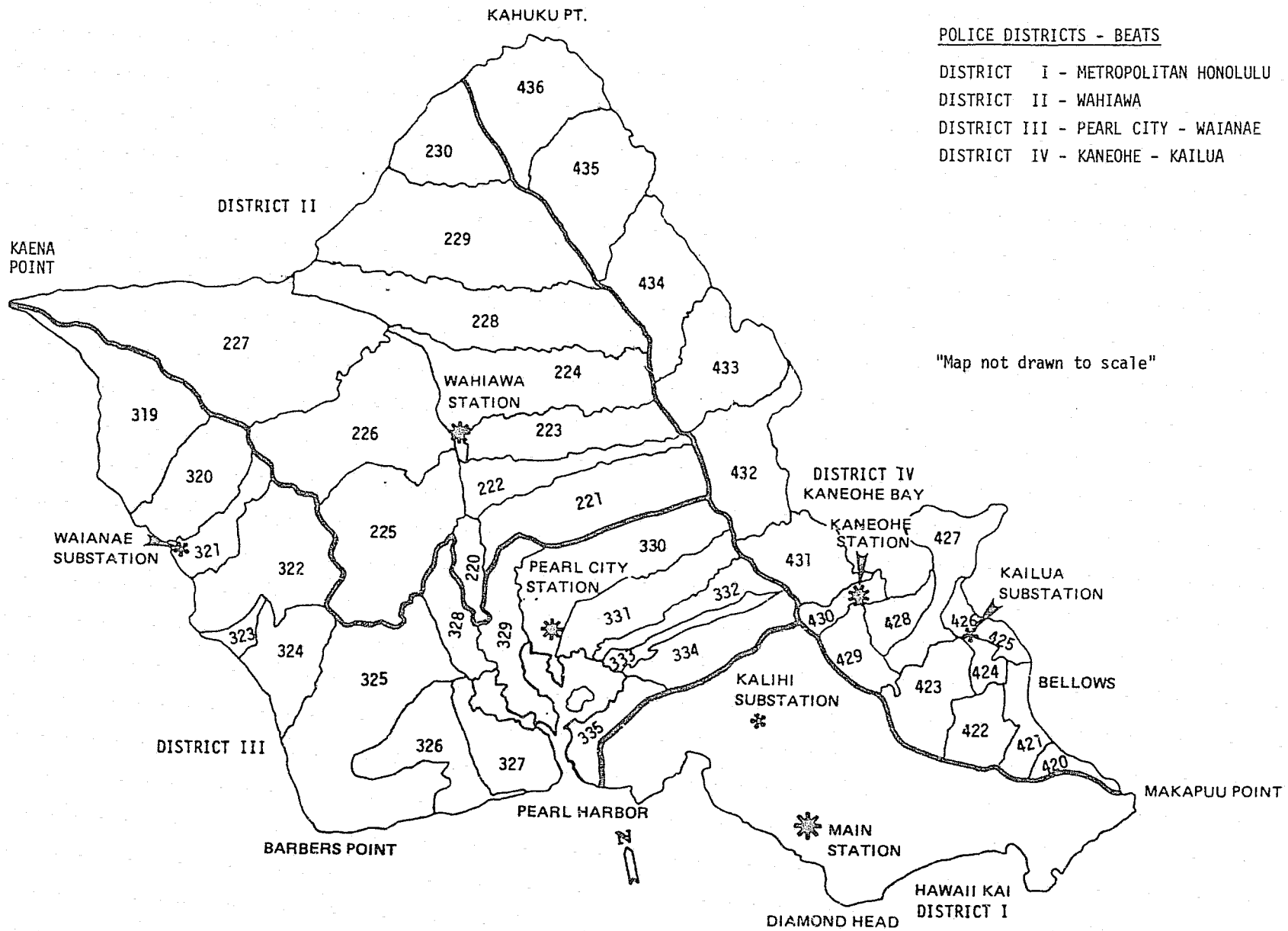
1984

OFFENSES	DISTRICT I								DISTRICT II							
	TOTAL CASES	SUN	MON	TUE	WED	THU	FRI	SAT	TOTAL CASES	SUN	MON	TUE	WED	THU	FRI	SAT
MURDER/MANSLAUGHTER	13	1	2	2	3	2	2	1	3	0	1	0	2	0	0	0
NEGLIGENT MANSLAUGHTER	10	2	4	0	1	1	0	2	2	1	0	0	0	0	1	0
FORCIBLE RAPE	144	25	20	19	16	11	25	28	26	6	2	1	5	4	2	6
ROBBERY	809	110	122	120	117	109	116	115	50	4	7	6	5	10	7	11
AGGRAVATED ASSAULT	317	64	48	37	49	38	33	48	39	8	2	3	6	1	8	11
BURGLARY	5,152	611	754	681	706	730	940	730	826	78	108	114	132	125	162	107
LARCENY - OVER \$200	7,032	899	976	930	1049	988	1094	1096	599	76	95	63	71	108	97	89
LARCENY - OVER \$ 50	5,213	670	754	741	737	729	798	784	497	68	70	73	74	65	74	73
LARCENY - \$5 to \$50	5,239	636	797	675	723	767	834	807	406	55	54	59	52	64	66	56
LARCENY - UNDER \$ 5	2,643	330	365	361	388	376	430	393	176	26	22	23	37	22	24	22
AUTO THEFT	2,213	292	331	313	272	271	398	336	189	36	28	26	26	13	26	34
TOTAL - PART I	28,785	3640	4173	3879	4061	4022	4670	4340	2,813	358	389	368	410	412	467	409
OTHER ASSAULTS	5,181	774	678	696	705	674	782	872	673	103	98	80	70	92	92	138
ARSON	163	22	23	22	23	13	31	29	32	6	2	3	6	4	4	7
FORGERY	393	40	56	61	77	60	72	27	26	4	5	4	1	3	5	4
FRAUD	1,737	185	263	226	263	253	309	238	56	4	14	6	2	7	11	12
EMBEZZLEMENT	80	6	13	12	11	15	13	10	2	0	0	1	0	1	0	0
STOLEN PROPERTY	130	20	18	25	20	18	16	13	16	1	2	3	1	5	2	2
VANDALISMS	5,099	688	733	655	699	670	863	791	676	101	91	80	84	70	125	125
WEAPONS OFFENSES	338	40	56	47	39	55	48	53	32	6	5	5	2	3	1	10
PROSTITUTION	539	15	27	122	122	88	97	68	17	1	0	1	5	1	0	9
SEX OFFENSES	408	36	53	61	78	75	60	45	71	7	8	16	9	14	9	8
NARCOTIC DRUG LAWS	2,352	216	330	387	397	372	393	257	1,054	12	168	179	350	171	143	31
GAMBLING	133	11	13	13	23	26	23	24	91	55	3	3	1	6	2	21
FAMILY OFFENSES	774	44	143	132	138	114	137	66	267	17	51	39	41	55	43	21
DRIVING UNDER INFLUENCE	3,622	451	258	305	538	683	712	675	201	43	24	18	14	25	32	45
LIQUOR LAWS	1,300	162	133	156	177	151	268	253	29	5	3	4	5	0	6	6
DISORDERLY	800	159	97	100	108	89	106	141	74	13	8	4	8	9	10	22
ALL OTHER OFFENSES	16,042	1523	2450	2485	2467	2546	2906	1665	1,432	186	205	216	203	243	190	189
DELINQUENT CHILD/MINOR	4,622	244	809	828	724	905	823	289	750	29	126	148	121	130	149	47
TOTAL - PART II	43,713	4636	6153	6333	6609	6807	7659	5516	5,499	593	813	810	923	839	824	697
MISCELLANEOUS REPORTS	39,416	5850	5276	5396	5334	5606	5789	6165	2,823	451	380	371	370	378	442	431
MAJOR ACCIDENTS	8,380	969	1177	1203	1118	1187	1463	1263	893	136	115	99	106	109	150	178
MINOR ACCIDENTS	8,224	772	1216	1179	1211	1205	1522	1119	580	71	65	75	80	71	114	104
NON TRAFFIC ACCIDENTS	4,178	436	645	599	563	598	733	604	349	47	48	49	46	48	66	45
PART IV NON TRAFFIC	72,640	10625	9588	9883	9944	9842	11018	11740	8,192	1321	1029	1011	989	1071	1235	1536
GRAND TOTAL	205,336	26928	28228	28472	28840	29267	32854	30747	21,149	2977	2839	2783	2924	2928	3298	3400

REPORTED OFFENSES BY DAY OF WEEK

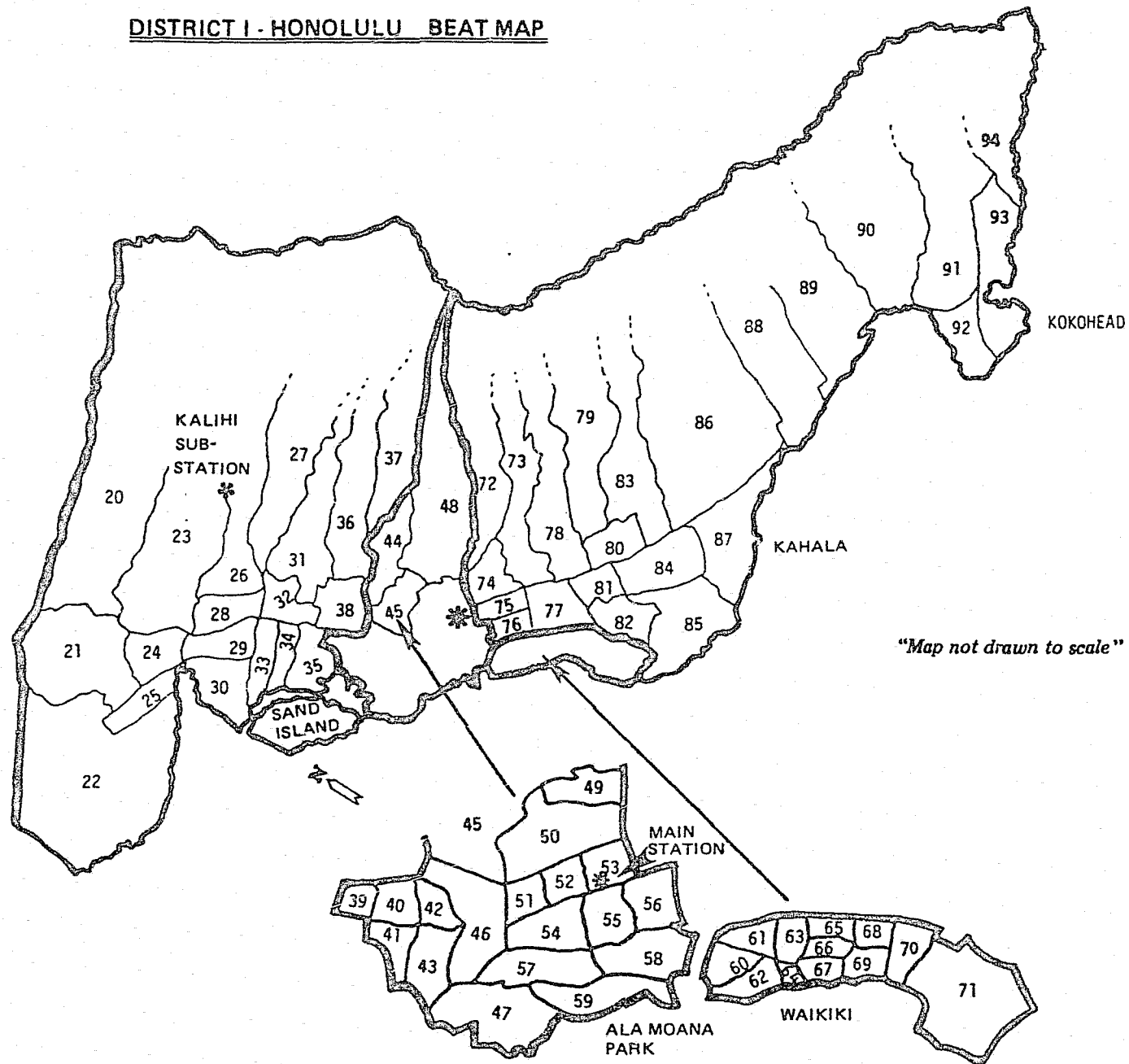
1984

OFFENSES	DISTRICT III								DISTRICT IV							
	TOTAL CASES	SUN	MON	TUE	WED	THU	FRI	SAT	TOTAL CASES	SUN	MON	TUE	WED	THU	FRI	SAT
MURDER/MANSLAUGHTER	7	2	1	0	0	1	0	3	2	0	1	0	0	1	0	0
NEGLIGENT MANSLAUGHTER	7	0	2	0	1	1	1	2	4	0	0	0	0	1	1	2
FORCIBLE RAPE	61	13	11	1	8	12	8	8	31	8	4	0	4	5	5	5
ROBBERY	183	27	29	20	27	29	21	30	66	11	9	9	10	11	8	8
AGGRAVATED ASSAULT	121	18	16	7	12	17	27	24	62	9	9	7	11	5	7	14
BURGLARY	2,102	198	308	277	277	302	455	285	1,336	153	197	174	185	208	274	145
LARCENY - OVER \$200	1,566	219	209	203	214	235	242	244	1,074	149	130	152	168	142	155	178
LARCENY - OVER \$ 50	1,410	196	182	201	175	182	213	261	954	138	127	128	141	119	164	137
LARCENY - \$5 to \$50	1,628	208	216	230	205	221	272	276	899	117	113	124	125	114	147	159
LARCENY - UNDER \$ 5	791	108	89	101	103	112	141	137	448	65	55	54	67	62	69	76
AUTO THEFT	816	109	108	98	125	95	123	158	276	40	36	37	31	30	56	46
TOTAL - PART I	8,692	1098	1171	1138	1147	1207	1503	1428	5,152	690	681	685	742	698	886	770
OTHER ASSAULTS	2,001	261	296	261	261	306	291	325	921	113	113	119	126	144	148	158
ARSON	97	22	8	15	13	6	13	20	33	6	6	4	3	4	3	7
FORGERY	74	9	11	9	11	9	18	7	53	5	9	9	8	4	12	6
FRAUD	153	31	15	20	26	22	20	19	138	19	26	22	19	13	20	19
EMBEZZLEMENT	8	0	0	3	0	1	3	1	7	2	0	0	2	2	0	1
STOLEN PROPERTY	32	6	4	7	2	6	2	5	21	3	2	4	2	6	3	1
VANDALISMS	1,957	262	233	270	274	240	346	332	1,007	159	129	126	114	131	185	163
WEAPONS OFFENSES	92	11	11	9	14	13	14	20	39	7	4	2	11	3	4	8
PROSTITUTION	4	0	0	0	1	3	0	0	1	1	0	0	0	0	0	0
SEX OFFENSES	177	20	27	26	28	33	30	13	122	16	18	20	13	16	25	14
NARCOTIC DRUG LAWS	677	9	57	119	255	125	86	26	407	17	50	89	50	100	76	25
GAMBLING	133	28	6	4	16	9	32	38	17	0	4	0	2	5	1	5
FAMILY OFFENSES	540	20	95	93	105	90	112	25	286	15	46	45	54	53	54	19
DRIVING UNDER INFLUENCE	355	52	33	38	48	58	54	72	1,021	131	44	118	147	165	198	218
LIQUOR LAWS	36	5	2	4	8	4	5	8	99	18	6	6	17	12	16	24
DISORDERLY	158	31	19	15	15	26	23	29	100	14	16	8	10	18	20	14
ALL OTHER OFFENSES	3,675	436	486	524	657	527	566	479	2,773	329	360	390	418	459	506	311
DELINQUENT CHILD/MINOR	2,549	132	398	460	393	451	578	137	1,547	83	270	315	265	263	266	85
TOTAL - PART II	12,718	1335	1701	1877	2127	1929	2193	1556	8,592	938	1103	1277	1261	1398	1537	1078
MISCELLANEOUS REPORTS	10,003	1537	1337	1375	1295	1386	1476	1597	5,592	872	767	754	759	782	842	816
MAJOR ACCIDENTS	2,611	379	338	287	310	363	444	490	1,747	263	241	203	202	240	264	334
MINOR ACCIDENTS	1,819	213	266	254	236	257	299	294	1,103	139	137	148	150	141	211	177
NON TRAFFIC ACCIDENTS	1,143	154	145	157	163	145	169	210	642	80	99	97	79	86	92	109
PART IV NON-TRAFFIC	19,536	3165	2479	2334	2515	2626	2982	3435	13,773	2187	1824	1758	1771	1839	1976	2418
GRAND TOTAL	56,522	7881	7437	7422	7793	7913	9066	9010	36,601	5169	4852	4922	4964	5184	5808	5702





DISTRICT I - HONOLULU BEAT MAP



REPORTED OFFENSES BY POLICE BEAT

1984

DISTRICT I

OFFENSES	BEAT 20	BEAT 21	BEAT 22	BEAT 23	BEAT 24	BEAT 25	BEAT 26	BEAT 27	BEAT 28	BEAT 29	BEAT 30
MURDER/MANSLAUGHTER	0	1	0	1	0	0	1	0	0	1	1
NEGLIGENT HOMICIDE	0	0	1	0	0	0	0	0	0	0	0
FORCIBLE RAPE	2	5	5	0	1	5	3	3	2	1	1
ROBBERY	0	7	5	2	9	10	16	6	20	17	8
AGGRAVATED ASSAULT	0	13	1	2	1	5	5	17	9	6	21
BURGLARY	15	117	32	25	29	50	136	74	78	37	51
LARCENY - OVER \$200	10	139	368	19	67	90	25	60	37	55	92
LARCENY - OVER \$ 50	8	111	144	20	41	67	34	29	41	65	41
LARCENY - \$5 to \$50	3	104	134	19	33	40	49	38	57	94	55
LARCENY - UNDER \$ 5	14	61	55	6	13	23	25	19	27	50	27
AUTO THEFT	6	90	78	12	9	72	25	27	27	39	40
TOTAL - PART I	58	648	823	106	203	362	319	273	298	365	337
OTHER ASSAULTS	11	149	54	25	11	65	89	67	98	66	100
ARSON	0	9	8	0	2	3	0	3	7	2	3
FORGERY	1	2	6	1	3	10	1	1	3	11	8
FRAUD	0	15	35	0	20	29	4	3	14	26	14
EMBEZZLEMENT	0	1	1	0	1	4	0	0	0	2	0
STOLEN PROPERTY	0	1	2	0	0	0	2	4	1	2	3
VANDALISMS	18	207	105	19	31	66	95	74	147	83	67
WEAPONS OFFENSES	1	6	23	1	1	4	1	9	3	2	6
PROSTITUTION	1	0	0	0	0	0	0	0	0	0	0
SEX OFFENSES	4	22	7	3	1	3	4	6	13	6	9
NARCOTIC DRUG LAWS	2	51	62	8	2	9	12	39	11	22	16
GAMBLING	0	2	0	2	0	0	1	3	0	4	3
FAMILY OFFENSES	2	65	4	4	1	1	24	28	61	13	6
DRIVING UNDER INFLUENCE	10	76	63	24	38	58	32	30	41	94	66
LIQUOR LAWS	1	9	5	2	1	7	8	0	6	7	1
DISORDERLY	2	17	23	0	0	2	0	2	4	13	6
ALL OTHER OFFENSES	55	326	226	55	69	229	117	153	174	161	212
DELINQUENT CHILD/MINOR	17	263	43	16	5	0	196	93	157	127	33
TOTAL - PART II	125	1,221	667	160	186	490	586	515	740	641	553
MISCELLANEOUS REPORTS	86	698	684	101	1,338	1,192	253	293	300	871	1,325
MAJOR ACCIDENTS	78	257	177	64	139	149	112	146	114	186	169
MINOR ACCIDENTS	36	170	228	34	111	109	64	90	132	207	131
NON TRAFFIC ACCIDENTS	10	107	108	8	41	94	23	19	36	78	61
PART IV NON-TRAFFIC	292	2,566	273	281	344	527	841	1,169	1,221	1,354	745
GRAND TOTAL	685	5,667	2,960	754	2,362	2,923	2,198	2,505	2,841	3,702	3,321

REPORTED OFFENSES BY POLICE BEAT

1984

DISTRICT I

OFFENSES	BEAT 31	BEAT 32	BEAT 33	BEAT 34	BEAT 35	BEAT 36	BEAT 37	BEAT 38	BEAT 39	BEAT 40	BEAT 41
MURDER/MANSLAUGHTER	1	0	0	0	0	0	0	1	0	1	0
NEGLIGENT HOMICIDE	0	0	0	0	0	2	0	0	0	0	0
FORCIBLE RAPE	0	0	3	0	2	0	2	4	0	2	1
ROBBERY	3	11	12	11	16	4	4	12	28	51	24
AGGRAVATED ASSAULT	2	7	5	2	13	1	1	1	6	23	7
BURGLARY	32	32	66	20	126	22	45	67	60	72	34
LARCENY - OVER \$200	35	53	65	63	103	33	34	65	85	119	121
LARCENY - OVER \$ 50	33	38	62	70	152	10	22	54	101	142	107
LARCENY - \$5 to \$50	24	80	94	117	100	14	19	74	105	179	137
LARCENY - UNDER \$ 5	20	78	45	50	69	9	6	34	79	106	65
AUTO THEFT	25	36	35	27	58	8	3	35	68	70	34
TOTAL - PART I	175	335	387	360	639	103	136	347	532	765	530
OTHER ASSAULTS	17	64	146	46	112	22	9	64	106	307	117
ARSON	4	0	11	2	6	0	2	5	2	2	1
FORGERY	2	2	8	4	3	0	0	0	4	13	30
FRAUD	2	8	15	24	22	0	3	9	6	80	97
EMBEZZLEMENT	0	0	0	1	4	0	1	0	0	2	4
STOLEN PROPERTY	1	1	2	0	4	0	1	1	3	5	1
VANDALISMS	40	76	103	65	110	23	10	79	128	130	52
WEAPONS OFFENSES	2	8	3	3	13	0	1	1	3	22	6
PROSTITUTION	1	2	0	1	6	1	0	9	42	184	18
SEX OFFENSES	2	6	6	2	2	5	2	9	10	14	6
NARCOTIC DRUG LAWS	17	20	10	5	8	2	5	17	21	73	26
GAMBLING	0	12	1	5	1	0	1	4	4	4	1
FAMILY OFFENSES	7	18	17	2	10	8	2	14	18	14	2
DRIVING UNDER INFLUENCE	7	76	111	84	209	21	40	50	105	351	118
LIQUOR LAWS	0	3	4	2	5	1	2	3	7	23	12
DISORDERLY	4	6	12	2	12	1	1	10	12	75	33
ALL OTHER OFFENSES	68	149	157	64	180	64	59	153	155	409	165
DELINQUENT CHILD/MINOR	35	39	366	20	58	26	10	75	94	53	17
TOTAL - PART II	209	490	972	332	765	174	149	503	720	1,761	706
MISCELLANEOUS REPORTS	149	377	820	889	1,344	175	237	538	435	1,093	893
MAJOR ACCIDENTS	38	168	158	82	236	120	98	235	188	113	90
MINOR ACCIDENTS	38	143	144	82	192	70	58	200	160	189	145
NON TRAFFIC ACCIDENTS	23	72	76	69	103	13	8	77	56	111	52
PART IV NON-TRAFFIC	460	891	1,137	358	1,394	566	372	1,391	1,366	2,059	862
GRAND TOTAL	1,092	2,476	3,694	2,172	4,673	1,221	1,058	3,291	3,457	6,091	3,278

REPORTED OFFENSES BY POLICE BEAT

1984

DISTRICT I

OFFENSES	BEAT 42	BEAT 43	BEAT 44	BEAT 45	BEAT 46	BEAT 47	BEAT 48	BEAT 49	BEAT 50	BEAT 51	BEAT 52
MURDER/MANSLAUGHTER	0	0	0	0	0	0	0	0	2	0	0
NEGLIGENT HOMICIDE	0	1	0	1	1	1	0	0	0	0	0
FORCIBLE RAPE	1	1	0	2	1	0	5	0	0	1	1
ROBBERY	3	4	4	3	11	5	8	5	8	9	4
AGGRAVATED ASSAULT	0	0	2	1	2	2	1	2	10	5	1
BURGLARY	24	17	41	63	44	112	49	54	75	20	23
LARCENY - OVER \$200	40	66	26	65	85	155	35	55	92	31	27
LARCENY - OVER \$ 50	54	63	17	45	95	116	25	26	50	40	28
LARCENY - \$5 to \$50	51	43	12	42	85	123	24	23	63	44	30
LARCENY - UNDER \$ 5	31	15	9	28	44	31	10	24	45	38	16
AUTO THEFT	13	16	11	32	28	62	5	30	61	21	9
TOTAL - PART I	217	226	122	282	396	607	162	219	406	209	139
OTHER ASSAULTS	33	34	14	41	73	49	25	24	62	26	18
ARSON	1	0	1	4	3	7	0	1	2	0	2
FORGERY	2	34	1	0	11	16	0	0	0	4	6
FRAUD	10	119	1	2	13	167	0	2	4	8	11
EMBEZZLEMENT	1	2	0	0	1	2	1	0	1	0	4
STOLEN PROPERTY	1	0	0	0	0	1	2	0	1	0	2
VANDALISMS	31	38	19	57	70	107	32	72	114	32	24
WEAPONS OFFENSES	2	2	1	4	2	2	3	1	6	2	3
PROSTITUTION	11	1	0	2	0	1	0	0	2	0	0
SEX OFFENSES	2	1	1	17	5	2	2	7	10	2	0
NARCOTIC DRUG LAWS	9	5	4	5	12	8	16	6	9	3	8
GAMBLING	0	0	0	1	0	0	0	0	0	0	0
FAMILY OFFENSES	4	2	6	9	14	2	3	12	22	1	5
DRIVING UNDER INFLUENCE	42	43	8	29	116	70	4	6	65	60	65
LIQUOR LAWS	2	3	2	5	3	14	46	0	1	4	3
DISORDERLY	6	11	3	5	11	6	2	6	11	6	1
ALL OTHER OFFENSES	2,194	1,466	65	83	155	229	67	79	149	64	53
DELINQUENT CHILD/MINOR	25	8	8	22	14	20	53	87	48	106	19
TOTAL - PART II	2,376	1,769	134	286	503	703	256	303	507	318	224
MISCELLANEOUS REPORTS	220	593	110	214	683	2,412	238	206	426	287	363
MAJOR ACCIDENTS	55	64	37	118	244	258	53	65	195	142	95
MINOR ACCIDENTS	89	106	53	89	292	264	41	70	176	135	106
NON TRAFFIC ACCIDENTS	29	43	5	22	71	94	9	18	54	51	59
PART IV NON-TRAFFIC	347	353	749	956	1,038	825	521	1,399	2,473	474	494
GRAND TOTAL	3,333	3,154	1,210	1,967	3,227	5,163	1,280	2,280	4,237	1,616	1,480

REPORTED OFFENSES BY POLICE BEAT

1984

DISTRICT I

OFFENSES	BEAT 53	BEAT 54	BEAT 55	BEAT 56	BEAT 57	BEAT 58	BEAT 59	BEAT 60	BEAT 61	BEAT 62	BEAT 63
MURDER/MANSLAUGHTER	0	0	0	1	0	0	1	0	0	0	0
NEGLIGENT HOMICIDE	0	0	0	0	0	0	0	0	0	0	0
FORCIBLE RAPE	2	1	2	3	0	0	3	11	5	5	4
ROBBERY	2	7	10	11	6	29	17	19	22	28	39
AGGRAVATED ASSAULT	1	1	9	4	0	1	6	7	13	5	14
BURGLARY	30	15	88	60	50	75	19	168	128	196	150
LARCENY - OVER \$200	68	49	131	84	46	318	109	162	94	245	161
LARCENY - OVER \$ 50	54	35	106	104	39	358	76	114	53	128	124
LARCENY - \$5 to \$50	66	45	77	131	31	697	99	99	61	83	97
LARCENY - UNDER \$ 5	34	18	52	79	27	246	28	53	37	32	39
AUTO THEFT	19	21	35	30	32	113	21	40	43	48	32
TOTAL - PART I	276	192	510	507	231	1,837	379	673	456	680	660
OTHER ASSAULTS	73	47	113	79	27	128	58	209	140	91	260
ARSON	0	0	2	3	1	1	1	2	2	3	3
FORGERY	13	1	14	7	6	39	5	7	1	6	9
FRAUD	31	4	33	35	19	108	18	69	29	64	58
EMBEZZLEMENT	4	0	2	4	4	6	1	5	0	0	3
STOLEN PROPERTY	13	0	1	2	0	8	2	5	2	4	5
VANDALISMS	66	37	142	73	33	131	57	126	112	69	111
WEAPONS OFFENSES	27	0	6	2	2	14	1	19	5	3	17
PROSTITUTION	3	0	3	0	0	1	0	3	14	5	42
SEX OFFENSES	6	2	3	6	0	10	3	12	9	6	7
NARCOTIC DRUG LAWS	453	6	18	12	1	28	54	45	36	45	138
GAMBLING	68	0	4	4	0	0	0	0	0	0	0
FAMILY OFFENSES	15	1	12	14	1	4	2	18	18	3	9
DRIVING UNDER INFLUENCE	70	82	182	54	52	125	35	37	56	15	46
LIQUOR LAWS	4	1	9	4	0	13	132	7	21	41	64
DISORDERLY	6	1	14	7	3	11	4	28	27	11	63
ALL OTHER OFFENSES	503	49	171	131	75	326	65	354	283	418	410
DELINQUENT CHILD/MINOR	78	179	55	94	9	96	40	61	16	46	32
TOTAL - PART II	1,433	410	784	531	233	1,049	478	1,007	771	830	1,277
MISCELLANEOUS REPORTS	1,015	215	1,270	606	718	1,122	548	613	493	675	653
MAJOR ACCIDENTS	112	64	146	113	78	153	101	96	140	99	81
MINOR ACCIDENTS	129	65	223	149	104	206	135	134	176	101	123
NON TRAFFIC ACCIDENTS	72	36	145	100	42	464	127	85	43	82	39
PART IV NON-TRAFFIC	516	299	1,431	1,297	323	1,055	560	2,372	1,756	915	1,845
GRAND TOTAL	3,553	1,281	4,509	3,303	1,729	5,886	2,328	4,980	3,835	3,382	4,678

REPORTED OFFENSES BY POLICE BEAT

1984

DISTRICT I

OFFENSES	BEAT 64	BEAT 65	BEAT 66	BEAT 67	BEAT 68	BEAT 69	BEAT 70	BEAT 71	BEAT 72	BEAT 73	BEAT 74
MURDER/MANSLAUGHTER	0	0	1	0	0	0	0	0	0	0	0
NEGLIGENT HOMICIDE	0	1	0	0	0	0	0	0	0	0	0
FORCIBLE RAPE	6	9	0	5	4	2	3	2	0	0	0
ROBBERY	40	29	34	23	7	17	30	15	1	5	3
AGGRAVATED ASSAULT	10	7	9	5	3	6	5	2	0	2	0
BURGLARY	232	157	111	222	62	100	273	37	47	67	64
LARCENY - OVER \$200	195	163	260	274	47	251	269	115	44	109	60
LARCENY - OVER \$ 50	119	113	157	160	39	128	153	103	36	108	39
LARCENY - \$5 to \$50	71	113	131	113	28	66	115	75	27	54	38
LARCENY - UNDER \$ 5	31	61	49	39	12	34	47	19	12	35	20
AUTO THEFT	35	43	17	6	7	14	42	39	13	16	37
TOTAL - PART I	739	696	769	847	209	618	937	407	180	396	261
OTHER ASSAULTS	149	215	139	118	64	135	131	53	8	41	28
ARSON	3	4	0	2	0	1	2	1	2	2	1
FORGERY	8	0	11	9	4	3	5	1	0	3	0
FRAUD	51	42	90	56	6	39	31	16	4	3	5
EMBEZZLEMENT	1	2	4	1	1	0	3	0	0	0	0
STOLEN PROPERTY	4	5	9	4	1	5	4	1	0	0	0
VANDALISMS	71	109	98	51	51	48	131	51	25	56	55
WEAPONS OFFENSES	3	13	13	8	2	7	11	5	1	0	2
PROSTITUTION	10	20	69	3	15	42	17	10	0	0	0
SEX OFFENSES	1	7	3	4	1	6	11	11	6	5	8
NARCOTIC DRUG LAWS	103	61	116	89	23	163	90	100	3	5	3
GAMBLING	0	0	0	0	0	0	0	0	0	0	0
FAMILY OFFENSES	1	10	4	3	8	12	13	3	3	2	16
DRIVING UNDER INFLUENCE	25	43	33	8	6	21	50	33	6	9	17
LIQUOR LAWS	71	20	86	23	9	103	60	164	0	1	0
DISORDERLY	37	24	40	22	10	38	18	4	0	7	2
ALL OTHER OFFENSES	392	606	405	405	157	550	541	161	66	87	73
DELINQUENT CHILD/MINOR	24	46	30	14	17	31	35	36	43	17	105
TOTAL - PART II	954	1,227	1,150	820	375	1,204	1,153	650	167	238	315
MISCELLANEOUS REPORTS	572	519	943	588	269	561	759	412	153	257	213
MAJOR ACCIDENTS	33	68	40	15	19	40	99	73	68	106	127
MINOR ACCIDENTS	61	119	82	35	22	53	119	77	52	116	144
NON TRAFFIC ACCIDENTS	49	46	55	53	11	43	86	31	11	73	19
PART IV NON-TRAFFIC	761	1,757	978	483	967	1,218	1,597	1,112	582	780	1,397
GRAND TOTAL	3,169	4,432	4,017	2,841	1,872	3,737	4,750	2,762	1,213	1,966	2,476

REPORTED OFFENSES BY POLICE BEAT

1984

DISTRICT I

OFFENSES	BEAT 75	BEAT 76	BEAT 77	BEAT 78	BEAT 79	BEAT 80	BEAT 81	BEAT 82	BEAT 83	BEAT 84	BEAT 85
MURDER/MANSLAUGHTER	0	0	0	0	0	0	0	0	0	0	0
NEGLIGENT HOMICIDE	0	1	0	0	0	0	0	0	0	0	0
FORCIBLE RAPE	2	1	5	0	2	1	0	4	0	1	2
ROBBERY	6	7	17	1	6	6	7	6	1	2	3
AGGRAVATED ASSAULT	0	8	4	1	3	2	0	3	1	4	0
BURGLARY	67	106	166	42	84	40	32	70	29	39	58
LARCENY - OVER \$200	56	91	158	61	58	55	21	44	16	56	72
LARCENY - OVER \$ 50	60	85	147	38	41	58	18	24	15	42	40
LARCENY - \$5 to \$50	75	65	101	66	57	61	29	21	18	84	28
LARCENY - UNDER \$ 5	52	45	56	34	41	21	12	14	3	30	15
AUTO THEFT	24	51	72	25	39	19	11	14	6	28	14
TOTAL - PART I	342	460	726	268	331	263	130	200	89	286	232
OTHER ASSAULTS	46	97	123	39	63	35	30	33	13	39	27
ARSON	1	3	6	0	3	1	1	1	0	2	0
FORGERY	9	1	6	0	1	13	1	8	1	4	1
FRAUD	19	21	16	9	3	17	4	7	4	15	2
EMBEZZLEMENT	0	0	0	1	0	3	0	1	0	0	0
STOLEN PROPERTY	2	0	1	0	1	2	0	0	1	2	1
VANDALISMS	59	155	178	48	96	50	22	36	30	44	42
WEAPONS OFFENSES	1	5	4	0	0	1	0	3	0	0	4
PROSTITUTION	0	0	0	0	0	0	0	0	0	0	0
SEX OFFENSES	12	13	15	2	2	6	4	3	1	3	8
NARCOTIC DRUG LAWS	7	8	23	5	19	2	7	8	4	9	89
GAMBLING	1	1	0	0	2	3	0	0	0	0	0
FAMILY OFFENSES	23	26	37	10	29	7	3	4	5	11	1
DRIVING UNDER INFLUENCE	54	86	63	13	6	8	26	9	4	19	17
LIQUOR LAWS	9	4	13	3	0	2	2	1	0	5	214
DISORDERLY	10	18	25	7	6	6	5	6	3	6	1
ALL OTHER OFFENSES	77	167	210	90	122	94	65	83	48	98	107
DELINQUENT CHILD/MINOR	45	42	394	27	82	19	35	26	6	142	19
TOTAL - PART II	375	647	1,114	254	435	269	205	229	120	399	533
MISCELLANEOUS REPORTS	491	484	866	361	265	383	150	243	113	319	386
MAJOR ACCIDENTS	164	223	253	131	69	95	106	103	43	114	69
MINOR ACCIDENTS	199	239	263	110	46	101	98	75	27	80	30
NON TRAFFIC ACCIDENTS	118	53	93	67	27	42	33	26	5	83	15
PART IV NON-TRAFFIC	1,180	2,212	3,036	1,121	1,404	1,099	639	817	516	780	732
GRAND TOTAL	2,869	4,318	6,351	2,312	2,577	2,252	1,361	1,693	913	2,061	1,997

REPORTED OFFENSES BY POLICE BEAT

1984

DISTRICT I

OFFENSES	BEAT 86	BEAT 87	BEAT 88	BEAT 89	BEAT 90	BEAT 91	BEAT 92	BEAT 93	BEAT 94	TOTAL
MURDER/MANSLAUGHTER	0	0	0	0	0	0	0	0	0	13
NEGLIGENT HOMICIDE	0	0	0	0	0	0	0	0	1	10
FORCIBLE RAPE	1	1	0	0	1	1	0	1	0	144
ROBBERY	0	1	3	0	1	4	0	1	3	809
AGGRAVATED ASSAULT	1	0	0	0	3	1	1	0	1	317
BURGLARY	90	57	39	46	65	68	23	5	23	5,152
LARCENY - OVER \$200	74	57	22	38	110	116	28	79	151	7,032
LARCENY - OVER \$ 50	46	32	26	20	53	69	17	36	49	5,213
LARCENY - \$5 to \$50	24	17	16	19	39	35	8	13	37	5,239
LARCENY - UNDER \$ 5	31	5	5	8	37	30	1	7	20	2,643
AUTO THEFT	30	9	6	1	14	16	6	2	11	2,213
TOTAL - PART I	297	179	117	132	323	340	84	144	296	28,785
OTHER ASSAULTS	35	20	15	14	32	34	3	6	27	5,181
ARSON	0	2	1	1	5	4	0	2	1	163
FORGERY	0	1	1	0	1	5	1	0	0	393
FRAUD	2	5	5	10	4	14	6	0	0	1,737
EMBEZZLEMENT	0	0	0	0	0	0	1	0	0	80
STOLEN PROPERTY	1	0	0	0	1	0	0	1	1	130
VANDALISMS	63	33	20	28	61	63	12	5	27	5,099
WEAPONS OFFENSES	1	1	1	0	5	3	0	0	1	338
PROSTITUTION	0	0	0	0	0	0	0	0	0	539
SEX OFFENSES	1	8	1	3	4	2	0	1	1	408
NARCOTIC DRUG LAWS	14	3	4	5	9	12	1	1	7	2,352
GAMBLING	0	0	0	0	0	1	0	0	0	133
FAMILY OFFENSES	6	1	1	8	10	12	2	0	5	774
DRIVING UNDER INFLUENCE	26	20	22	13	7	8	0	2	2	3,622
LIQUOR LAWS	1	4	0	1	2	1	0	1	12	1,300
DISORDERLY	1	3	1	6	0	7	4	0	3	800
ALL OTHER OFFENSES	90	77	61	59	132	115	47	4	64	16,042
DELINQUENT CHILD/MINOR	124	23	13	14	42	281	7	5	19	4,622
TOTAL - PART II	365	201	146	162	315	562	84	28	170	43,713
MISCELLANEOUS REPORTS	432	507	246	241	251	253	167	73	168	39,416
MAJOR ACCIDENTS	96	68	78	156	103	97	18	27	53	8,380
MINOR ACCIDENTS	70	37	47	53	66	54	12	16	22	8,224
NON TRAFFIC ACCIDENTS	15	17	26	18	39	55	2	22	10	4,178
PART IV NON-TRAFFIC	759	617	381	569	922	1,004	354	47	352	72,640
GRAND TOTAL	2,034	1,626	1,041	1,331	2,019	2,365	721	357	1,071	205,336



REPORTED OFFENSES BY POLICE BEAT

1984

DISTRICT II

OFFENSES	BEAT 220	BEAT 221	BEAT 222	BEAT 223	BEAT 224	BEAT 225	BEAT 226	BEAT 227	BEAT 228	BEAT 229	BEAT 230	TOTAL
MURDER/MANSLAUGHTER	0	0	0	1	0	1	0	0	0	0	1	3
NEGLIGENT HOMICIDE	0	0	0	0	1	1	0	0	0	0	0	2
FORCIBLE RAPE	1	1	3	5	2	3	3	5	1	1	1	26
ROBBERY	0	4	2	2	23	8	2	3	4	1	1	50
AGGRAVATED ASSAULT	1	2	4	2	12	3	2	2	6	3	2	39
BURGLARY	182	157	32	100	47	53	26	82	50	19	78	826
LARCENY - OVER \$200	38	39	29	43	66	34	29	55	48	61	157	599
LARCENY - OVER \$ 50	43	65	25	43	60	20	29	57	38	35	82	497
LARCENY - \$5 to \$50	39	42	16	35	79	19	36	45	22	18	55	406
LARCENY - UNDER \$ 5	15	27	7	9	28	8	21	20	9	6	26	176
AUTO THEFT	23	15	22	9	25	10	27	26	9	8	15	189
<b>TOTAL - PART I</b>	<b>342</b>	<b>352</b>	<b>140</b>	<b>249</b>	<b>343</b>	<b>160</b>	<b>175</b>	<b>295</b>	<b>187</b>	<b>152</b>	<b>418</b>	<b>2,813</b>
OTHER ASSAULTS	15	77	26	73	160	81	32	66	58	22	63	673
ARSON	8	4	2	2	6	2	1	6	0	0	1	32
FORGERY	1	4	1	0	10	3	5	1	1	0	0	26
FRAUD	2	5	0	4	24	4	5	3	5	1	3	56
EMBEZZLEMENT	0	0	0	0	2	0	0	0	0	0	0	2
STOLEN PROPERTY	2	3	0	1	5	2	0	3	0	0	0	16
VANDALISMS	64	103	38	52	130	63	48	69	43	19	47	676
WEAPONS OFFENSES	1	3	1	0	3	6	1	14	1	0	2	32
PROSTITUTION	0	0	0	5	12	0	0	0	0	0	0	17
SEX OFFENSES	12	9	5	4	5	10	6	6	6	0	8	71
NARCOTIC DRUG LAWS	10	26	17	55	193	178	46	312	136	34	47	1,054
GAMBLING	0	1	0	2	53	3	10	7	15	0	0	91
FAMILY OFFENSES	19	36	28	31	36	26	27	26	13	5	20	267
DRIVING UNDER INFLUENCE	11	12	18	8	61	41	18	9	9	10	4	201
LIQUOR LAWS	2	2	1	2	5	9	0	2	1	3	2	29
DISORDERLY	4	5	7	4	27	14	3	3	4	1	2	74
ALL OTHER OFFENSES	127	176	127	135	265	105	75	140	113	28	141	1,432
DELINQUENT CHILD/MINOR	58	284	24	158	80	15	29	45	31	6	20	750
<b>TOTAL - PART II</b>	<b>336</b>	<b>750</b>	<b>295</b>	<b>536</b>	<b>1,077</b>	<b>562</b>	<b>306</b>	<b>712</b>	<b>436</b>	<b>129</b>	<b>360</b>	<b>5,499</b>
MISCELLANEOUS REPORTS	252	369	121	231	589	254	197	223	222	106	259	2,823
MAJOR ACCIDENTS	51	97	52	46	149	110	131	103	45	46	63	893
MINOR ACCIDENTS	31	48	33	34	141	87	65	37	47	19	38	580
NON TRAFFIC ACCIDENTS	16	62	28	15	101	21	26	17	33	9	21	349
<b>PART IV NON-TRAFFIC</b>	<b>626</b>	<b>1,265</b>	<b>680</b>	<b>711</b>	<b>1,175</b>	<b>993</b>	<b>509</b>	<b>855</b>	<b>504</b>	<b>152</b>	<b>722</b>	<b>8,192</b>
<b>GRAND TOTAL</b>	<b>1,654</b>	<b>2,943</b>	<b>1,349</b>	<b>1,822</b>	<b>3,575</b>	<b>2,187</b>	<b>1,409</b>	<b>2,242</b>	<b>1,474</b>	<b>613</b>	<b>1,881</b>	<b>21,149</b>

REPORTED OFFENSES BY POLICE BEAT

1984

DISTRICT III

OFFENSES	BEAT 319	BEAT 320	BEAT 321	BEAT 322	BEAT 323	BEAT 324	BEAT 325	BEAT 326	BEAT 327	BEAT 328	BEAT 329
MURDER/MANSLAUGHTER	0	0	1	0	0	0	1	1	0	1	1
NEGLIGENT HOMICIDE	0	0	0	0	1	2	2	0	1	0	0
FORCIBLE RAPE	3	4	6	1	2	4	2	2	7	10	3
ROBBERY	10	13	12	4	8	4	3	6	1	26	16
AGGRAVATED ASSAULT	9	2	14	9	4	5	3	6	7	14	13
BURGLARY	99	112	128	94	78	65	100	105	117	228	178
LARCENY - OVER \$200	135	85	107	76	33	99	68	45	51	129	129
LARCENY - OVER \$ 50	84	72	90	40	35	67	47	67	36	132	137
LARCENY - \$5 to \$50	53	94	153	44	36	59	35	48	38	223	112
LARCENY - UNDER \$ 5	22	36	66	20	13	17	23	30	27	142	63
AUTO THEFT	31	82	33	20	13	47	43	24	29	91	73
TOTAL - PART I	446	500	610	308	223	369	327	334	314	996	725
OTHER ASSAULTS	88	200	214	91	76	118	54	71	82	203	168
ARSON	18	4	2	5	1	0	8	15	15	8	5
FORGERY	0	0	3	0	1	2	2	4	2	11	4
FRAUD	2	8	6	1	1	1	3	1	2	13	8
EMBEZZLEMENT	0	1	0	0	0	0	0	1	0	0	0
STOLEN PROPERTY	1	2	7	2	1	0	1	3	0	1	2
VANDALISMS	107	100	114	80	60	95	95	83	98	233	193
WEAPONS OFFENSES	6	14	4	2	0	1	3	6	2	8	11
PROSTITUTION	0	0	0	0	0	0	0	0	0	1	0
SEX OFFENSES	3	10	14	1	10	10	8	4	7	21	26
NARCOTIC DRUG LAWS	14	44	35	53	82	12	37	81	101	33	58
GAMBLING	0	1	2	3	0	5	0	27	3	24	8
FAMILY OFFENSES	25	41	44	30	29	35	22	23	30	79	46
DRIVING UNDER INFLUENCE	1	13	33	24	15	26	21	9	9	31	35
LIQUOR LAWS	0	2	1	2	1	2	3	1	3	7	0
DISORDERLY	8	26	16	6	3	1	4	6	7	17	8
ALL OTHER OFFENSES	175	256	290	172	131	171	162	166	180	307	325
DELINQUENT CHILD/MINOR	60	465	232	100	50	89	46	86	356	146	313
TOTAL - PART II	508	1,187	1,017	572	461	568	469	587	897	1,143	1,210
MISCELLANEOUS REPORTS	361	411	673	312	205	348	660	304	346	1,373	908
MAJOR ACCIDENTS	33	68	125	73	77	118	219	66	82	199	352
MINOR ACCIDENTS	28	59	87	33	27	51	97	51	59	131	232
NON TRAFFIC ACCIDENTS	24	35	66	12	13	18	28	36	10	135	112
PART IV NON-TRAFFIC	726	1,178	1,473	791	714	815	946	777	912	2,490	2,235
GRAND TOTAL	2,126	3,438	4,051	2,101	1,720	2,287	2,746	2,155	2,620	6,467	5,774

REPORTED OFFENSES BY POLICE BEAT

1984

DISTRICT III

OFFENSES	BEAT 330	BEAT 331	BEAT 332	BEAT 333	BEAT 334	BEAT 335	TOTAL
MURDER/MANSLAUGHTER	0	0	1	0	0	1	7
NEGLIGENT HOMICIDE	0	0	0	0	0	1	7
FORCIBLE RAPE	1	5	4	2	4	1	61
ROBBERY	8	21	8	12	7	24	183
AGGRAVATED ASSAULT	4	9	2	3	5	12	121
BURGLARY	155	282	94	101	91	75	2,102
LARCENY - OVER \$200	79	163	64	146	46	111	1,566
LARCENY - OVER \$ 50	64	151	37	215	40	96	1,410
LARCENY - \$5 to \$50	51	198	35	321	36	92	1,628
LARCENY - UNDER \$ 5	32	96	20	125	22	37	791
AUTO THEFT	35	85	55	87	19	49	816
<b>TOTAL - PART I</b>	<b>429</b>	<b>1,010</b>	<b>320</b>	<b>1,012</b>	<b>270</b>	<b>499</b>	<b>8,692</b>
OTHER ASSAULTS	67	231	59	110	47	122	2,001
ARSON	2	7	3	1	2	1	97
FORGERY	1	14	4	20	4	2	74
FRAUD	6	26	8	40	12	15	153
EMBEZZLEMENT	1	2	0	1	0	2	8
STOLEN PROPERTY	0	1	0	4	2	5	32
VANDALISMS	129	194	76	125	62	113	1,957
WEAPONS OFFENSES	9	9	6	4	5	2	92
PROSTITUTION	0	3	0	0	0	0	4
SEX OFFENSES	12	24	5	11	3	8	177
NARCOTIC DRUG LAWS	20	67	8	10	6	16	677
GAMBLING	8	38	0	2	12	0	133
FAMILY OFFENSES	41	26	26	17	5	21	540
DRIVING UNDER INFLUENCE	20	52	11	14	18	23	355
LIQUOR LAWS	1	7	0	2	1	3	36
DISORDERLY	4	27	5	10	2	8	158
ALL OTHER OFFENSES	218	490	146	233	117	136	3,675
DELINQUENT CHILD/MINOR	118	177	48	121	35	107	2,549
<b>TOTAL - PART II</b>	<b>657</b>	<b>1,395</b>	<b>405</b>	<b>725</b>	<b>333</b>	<b>584</b>	<b>12,718</b>
MISCELLANEOUS REPORTS	568	1,259	553	655	579	488	10,003
MAJOR ACCIDENTS	156	395	100	147	179	222	2,611
MINOR ACCIDENTS	139	301	96	138	135	155	1,819
NON TRAFFIC ACCIDENTS	53	174	82	204	57	84	1,143
PART IV NON-TRAFFIC	1,011	1,929	860	816	792	1,071	19,536
<b>GRAND TOTAL</b>	<b>3,013</b>	<b>6,463</b>	<b>2,416</b>	<b>3,697</b>	<b>2,345</b>	<b>3,103</b>	<b>56,522</b>

REPORTED OFFENSES BY POLICE BEAT

1984

DISTRICT IV

OFFENSES	BEAT 420	BEAT 421	BEAT 422	BEAT 423	BEAT 424	BEAT 425	BEAT 426	BEAT 427	BEAT 428	BEAT 429	BEAT 430
MURDER/MANSLAUGHTER	0	0	0	0	0	0	1	0	0	0	0
NEGLIGENT HOMICIDE	0	0	0	0	0	0	0	0	0	1	1
FORCIBLE RAPE	1	1	1	6	1	1	3	4	3	1	0
ROBBERY	1	5	1	1	4	2	4	7	4	5	12
AGGRAVATED ASSAULT	2	0	2	6	7	4	8	2	7	5	2
BURGLARY	20	35	41	61	157	88	101	85	120	55	109
LARCENY - OVER \$200	119	44	31	41	132	79	85	46	95	37	110
LARCENY - OVER \$ 50	65	39	34	33	151	85	99	46	72	30	113
LARCENY - \$5 to \$50	43	31	30	32	155	57	59	27	97	13	202
LARCENY - UNDER \$ 5	34	13	7	12	81	21	31	16	32	11	116
AUTO THEFT	7	13	2	7	32	13	24	26	34	11	53
TOTAL - PART I	292	181	149	199	720	350	415	259	464	169	718
OTHER ASSAULTS	31	13	36	49	99	80	124	43	69	29	95
ARSON	1	1	2	3	5	3	0	5	6	0	1
FORGERY	0	0	0	2	13	6	5	5	7	0	11
FRAUD	1	1	3	4	27	9	15	6	23	5	25
EMBEZZLEMENT	0	0	0	0	1	0	1	0	3	0	2
STOLEN PROPERTY	1	0	0	2	4	0	6	1	3	0	2
VANDALISMS	31	31	36	48	163	71	94	52	78	37	117
WEAPONS OFFENSES	2	3	3	1	1	0	2	0	0	4	4
PROSTITUTION	0	0	0	0	0	0	0	1	0	0	0
SEX OFFENSES	1	1	6	4	19	18	16	10	5	2	12
NARCOTIC DRUG LAWS	0	2	5	29	27	32	26	5	31	16	66
GAMBLING	0	1	1	3	2	2	1	0	2	0	0
FAMILY OFFENSES	11	9	9	6	41	9	20	20	19	7	43
DRIVING UNDER INFLUENCE	10	12	19	196	80	41	101	45	97	283	55
LIQUOR LAWS	3	3	2	8	10	34	9	4	4	8	8
DISORDERLY	1	2	3	2	14	11	27	6	7	2	11
ALL OTHER OFFENSES	80	78	108	154	316	199	243	107	184	128	549
DELINQUENT CHILD/MINOR	39	30	36	153	132	33	120	199	383	58	135
TOTAL - PART II	212	187	269	664	954	548	810	509	921	575	1,136
MISCELLANEOUS REPORTS	176	81	214	314	816	471	516	273	382	385	768
MAJOR ACCIDENTS	29	33	51	196	164	71	136	105	155	240	133
MINOR ACCIDENTS	15	29	28	125	119	75	120	45	97	140	145
NON TRAFFIC ACCIDENTS	15	10	21	20	106	38	53	23	70	24	147
PART IV NON-TRAFFIC	352	341	587	685	2,134	1,097	1,621	718	1,082	702	1,430
GRAND TOTAL	1,091	862	1,319	2,203	5,013	2,650	3,671	1,932	3,171	2,245	4,477

REPORTED OFFENSES BY POLICE BEAT

1984

DISTRICT IV

OFFENSES	BEAT 431	BEAT 432	BEAT 433	BEAT 434	BEAT 435	BEAT 436	TOTAL
MURDER/MANSLAUGHTER	0	0	1	0	0	0	2
NEGLIGENT HOMICIDE	0	1	0	1	0	0	4
FORCIBLE RAPE	1	0	0	4	1	3	31
ROBBERY	7	4	0	8	1	0	66
AGGRAVATED ASSAULT	6	3	2	1	4	1	62
BURGLARY	192	48	34	59	99	32	1,336
LARCENY - OVER \$200	69	34	16	29	77	30	1,074
LARCENY - OVER \$ 50	51	19	19	22	52	24	954
LARCENY - \$5 to \$50	60	6	14	14	44	15	899
LARCENY - UNDER \$ 5	34	7	3	11	16	3	448
AUTO THEFT	15	6	7	3	18	5	276
<b>TOTAL - PART I</b>	<b>435</b>	<b>128</b>	<b>96</b>	<b>152</b>	<b>312</b>	<b>113</b>	<b>5,152</b>
OTHER ASSAULTS	67	26	21	57	42	40	921
ARSON	2	1	1	0	1	1	33
FORGERY	0	0	1	1	2	0	53
FRAUD	8	0	3	4	1	3	138
EMBEZZLEMENT	0	0	0	0	0	0	7
STOLEN PROPERTY	1	1	0	0	0	0	21
VANDALISMS	83	29	21	40	48	28	1,007
WEAPONS OFFENSES	8	3	0	4	2	2	39
PROSTITUTION	0	0	0	0	0	0	1
SEX OFFENSES	7	4	2	7	6	2	122
NARCOTIC DRUG LAWS	41	34	5	16	10	62	407
GAMBLING	3	0	0	1	0	1	17
FAMILY OFFENSES	32	11	4	20	18	7	286
DRIVING UNDER INFLUENCE	40	16	9	6	9	2	1,021
LIQUOR LAWS	3	1	1	1	0	0	99
DISORDERLY	6	2	2	3	1	0	100
ALL OTHER OFFENSES	207	69	69	114	100	68	2,773
DELINQUENT CHILD/MINOR	95	20	12	35	23	44	1,547
<b>TOTAL - PART II</b>	<b>603</b>	<b>217</b>	<b>151</b>	<b>309</b>	<b>263</b>	<b>260</b>	<b>8,592</b>
MISCELLANEOUS REPORTS	423	169	114	210	135	145	5,592
MAJOR ACCIDENTS	140	77	48	66	56	47	1,747
MINOR ACCIDENTS	61	28	14	20	25	17	1,103
NON TRAFFIC ACCIDENTS	38	14	7	5	29	22	642
<b>PART IV NON-TRAFFIC</b>	<b>1,217</b>	<b>334</b>	<b>309</b>	<b>550</b>	<b>417</b>	<b>191</b>	<b>13,773</b>
<b>GRAND TOTAL</b>	<b>2,917</b>	<b>967</b>	<b>739</b>	<b>1,312</b>	<b>1,237</b>	<b>795</b>	<b>36,601</b>

## STATISTICS ON PERSONS ARRESTED

*Arrest numbers and dispositions are presented in this report because they are primarily of interest to our police department.*

*The arrested persons disposition figures were compiled from the dispositions received from the courts. Therefore, these figures were printed solely for our purposes and should be viewed as approximations, not exact counts. Actual and detailed dispositions are maintained by the Courts and the Office of the Prosecutor.*

ADULT ARRESTS

NUMBER AND DISPOSITION OF PERSONS ARRESTED

1984

<u>PART I CLASSES</u>	<u>TOTAL ARRESTED</u>	<u>TOTAL RELEASED</u>	<u>TOTAL CHARGED</u>
MURDER & NN MANSLAUGHTER	45	8	37
MANSLAUGHTER	14	1	13
FORCIBLE RAPE	96	51	45
ROBBERY	284	122	162
AGGRAVATED ASSAULT	229	111	118
BURGLARY	424	181	243
LARCENY I OVER \$200	451	207	244
LARCENY II \$50 - \$200	436	61	375
LARCENY III UNDER \$50	1,198	36	1,162
LARCENY III UNDER \$ 5	709	16	693
AUTO THEFT	290	166	124
TOTAL PART I CLASSES	4,176	960	3,216
<u>PART II CLASSES</u>			
OTHER ASSAULTS	975	55	920
ARSON	14	4	10
FORGERY & COUNTERFEITING	81	23	58
FRAUD	420	48	372
EMBEZZLEMENT	31	11	20
STOLEN PROPERTY	147	77	70
VANDALISM	385	44	341
WEAPONS	350	142	208
PROSTITUTION	528	3	525
SEX OFFENSES	103	16	87
NARCOTIC DRUG LAWS	2,232	564	1,668
GAMBLING	743	14	729
OFFENSES AGAINST FAMILY	11	0	11
DRIVING INTOXICATED	4,417	168	4,249
LIQUOR LAWS	1,775	18	1,757
DISORDERLY CONDUCT	837	10	827
ALL OTHER OFFENSES	6,473	335	6,138
TOTAL PART II OFFENSES	19,522	1,532	17,990
TOTAL BOTH CLASSES	23,698	2,492	21,206

AGE, SEX AND RACE OF PERSONS ARRESTED  
18 YEARS OF AGE AND OVER

1984

CLASSIFICATION OF OFFENSES	SEX	18	19	20	21	22	23	24	25-29	30-34	35-39	40-44	45-49	50-54	55-59
MURDER & NN MANSLAUGHTER	M	1	2	0	4	2	3	2	7	14	4	1	3	0	1
	F	0	0	0	0	0	0	0	0	0	1	0	0	0	0
MANSLAUGHTER (NEGLIGENT)	M	1	1	2	2	1	0	2	3	1	0	0	1	0	0
	F	0	0	0	0	0	0	0	0	0	0	0	0	0	0
FORCIBLE RAPE	M	6	5	3	10	8	3	7	25	10	13	1	0	1	2
	F	0	0	0	0	0	0	0	0	1	0	0	0	0	0
ROBBERY	M	42	28	19	22	17	5	8	50	46	8	5	0	3	2
	F	5	2	2	1	1	0	3	6	6	3	0	0	0	0
AGGRAVATED ASSAULT	M	6	13	12	9	6	10	10	63	35	19	12	1	5	6
	F	0	1	1	1	0	1	1	3	1	9	1	1	0	0
BURGLARY	M	63	64	39	46	25	14	16	60	35	13	8	1	8	1
	F	6	1	4	2	2	2	2	3	1	2	2	1	0	1
LARCENY - THEFT	M	185	143	120	122	105	95	75	326	213	138	75	47	57	54
	F	53	46	66	61	38	55	41	167	106	80	48	38	34	22
LARCENY I OVER \$200	M	40	31	37	25	30	28	14	65	34	24	5	1	5	3
	F	6	5	5	9	2	11	4	35	11	8	2	4	1	1
LARCENY II \$50 - \$200	M	35	25	22	25	16	9	11	56	31	26	6	5	2	0
	F	9	14	15	12	12	12	9	21	15	17	8	4	3	2
LARCENY III UNDER \$50	M	62	55	42	43	30	35	28	124	96	50	40	24	28	24
	F	25	20	32	27	15	24	15	83	65	43	28	21	20	11
LARCENY III UNDER \$ 5	M	48	32	19	29	29	23	22	81	52	38	24	17	22	27
	F	13	7	14	13	9	8	13	28	15	12	10	9	10	8
AUTO THEFT	M	73	40	21	23	9	25	12	39	13	8	4	4	1	1
	F	1	3	2	0	2	0	0	0	3	1	2	1	0	0
OTHER ASSAULTS	M	51	73	65	60	87	50	51	170	106	56	33	22	16	6
	F	10	5	8	8	8	7	9	24	16	9	8	5	2	1
ARSON	M	2	2	1	0	0	0	0	1	2	1	2	0	0	1
	F	0	1	0	0	0	0	0	0	0	1	0	0	0	0
FORGERY & COUNTERFEITING	M	4	2	3	4	5	2	1	6	11	6	2	7	2	0
	F	0	4	2	1	0	2	3	7	4	0	1	1	0	0



AGE, SEX AND RACE OF PERSONS ARRESTED  
18 YEARS OF AGE AND OVER

1984

CLASSIFICATION OF OFFENSES	SEX	60-64	OVER 64	TOTAL	CAUC	CHN	FIL	HAWN	JPNSE	KOR	NEGRO	SAM	IND	OTHERS
MURDER & NN MANSLAUGHTER	M	0	0	44	8	0	12	10	5	0	1	0	0	8
	F	0	0	1	0	0	0	1	0	0	0	0	0	0
MANSLAUGHTER (NEGLIGENT)	M	0	0	14	7	0	2	2	1	0	0	0	0	2
	F	0	0	0	0	0	0	0	0	0	0	0	0	0
FORCIBLE RAPE	M	1	0	95	25	1	7	13	1	1	26	5	0	16
	F	0	0	1	0	0	0	0	0	0	1	0	0	0
ROBBERY	M	0	0	255	65	3	20	63	10	3	20	29	0	42
	F	0	0	29	15	0	2	6	0	0	5	0	0	1
AGGRAVATED ASSAULT	M	0	2	209	42	1	54	52	12	3	14	14	0	17
	F	0	0	20	3	0	3	10	0	0	3	0	0	1
BURGLARY	M	2	0	395	117	7	28	116	25	14	17	19	2	50
	F	0	0	29	9	0	2	12	1	0	0	1	0	4
LARCENY - THEFT	M	52	59	1,866	699	43	199	341	134	22	110	90	4	224
	F	24	49	928	325	41	85	183	72	26	35	50	3	108
LARCENY I OVER \$200	M	3	1	346	106	5	38	111	19	1	20	11	0	35
	F	0	1	105	39	0	5	28	4	1	11	8	0	9
LARCENY II \$50-\$200	M	2	2	273	83	6	39	64	14	6	19	13	1	28
	F	3	7	163	48	8	16	31	12	5	7	10	1	25
LARCENY III UNDER \$50	M	20	26	727	286	23	60	104	59	10	35	51	2	97
	F	15	27	471	166	23	41	89	42	17	14	23	1	55
LARCENY III UNDER \$ 5	M	27	30	520	224	9	62	62	42	5	36	15	1	64
	F	6	14	189	72	10	23	35	14	3	3	9	1	19
AUTO THEFT	M	1	1	275	53	1	48	86	10	3	9	27	0	38
	F	0	0	15	2	1	3	6	0	0	1	1	0	1
OTHER ASSAULTS	M	5	2	853	258	8	75	205	38	13	58	75	0	123
	F	2	0	122	54	1	8	19	4	7	10	7	0	12
ARSON	M	0	0	12	4	0	2	3	1	0	1	0	0	1
	F	0	0	2	1	0	0	1	0	0	0	0	0	0
FORGERY & COUNTERFEITING	M	1	0	56	23	0	3	6	2	2	11	1	0	8
	F	0	0	25	8	0	3	7	3	0	0	0	0	4

AGE, SEX AND RACE OF PERSONS ARRESTED  
18 YEARS OF AGE AND OVER

1984

CLASSIFICATION OF OFFENSES	SEX	18	19	20	21	22	23	24	25-29	30-34	35-39	40-44	45-49	50-54	55-59
FRAUD	M	12	21	15	24	21	20	9	63	54	31	24	13	12	9
	F	2	1	4	7	4	9	9	24	9	9	3	3	1	0
EMBEZZLEMENT	M	1	1	1	2	0	0	1	1	4	1	2	1	0	0
	F	0	1	2	0	0	1	2	2	4	1	0	0	1	0
STOLEN PROPERTY	M	15	15	4	16	5	11	9	17	9	2	3	3	2	0
	F	5	4	3	2	2	1	0	7	4	3	0	1	1	0
VANDALISM	M	28	29	35	25	19	24	16	60	50	22	16	8	4	4
	F	3	4	3	2	2	0	6	6	7	3	1	2	1	0
WEAPONS	M	13	21	10	30	22	15	20	77	62	25	15	8	5	9
	F	2	0	2	0	0	3	0	5	2	2	1	0	0	0
PROSTITUTION	M	2	3	9	12	11	9	12	32	16	6	4	1	0	0
	F	7	20	35	37	42	43	24	117	63	20	1	0	2	0
SEX OFFENSES	M	1	0	5	0	4	3	2	26	14	16	4	6	8	6
	F	0	0	0	0	0	0	0	0	0	0	0	0	1	0
NARCOTIC DRUG LAWS	M	120	163	128	153	161	132	126	423	266	137	59	20	11	19
	F	17	19	19	21	22	23	15	74	44	25	10	3	1	5
POSSESSION															
OPIUM/COCAINE & DERIVATIVES	M	10	13	15	18	20	13	12	70	46	30	13	5	1	5
	F	3	5	1	3	5	7	5	15	9	7	1	0	0	0
MARIJUANA	M	99	128	94	119	114	91	92	240	130	60	22	11	8	10
	F	10	10	15	12	11	12	8	34	13	12	6	1	1	2
SYNTHETIC NARCOTICS	M	1	0	0	2	1	2	0	9	0	5	2	0	0	2
	F	1	0	0	0	3	1	0	3	0	0	0	0	0	0
OTHER DANGEROUS NON-NARCOTIC DRUG	M	1	4	2	1	2	1	6	12	11	7	1	1	0	0
	F	0	0	0	3	1	0	1	3	2	2	1	0	0	1
DISTRIBUTION															
OPIUM/COCAINE & DERIVATIVES	M	1	1	3	3	9	7	6	18	28	10	14	0	1	0
	F	0	1	0	1	1	0	0	10	5	0	0	2	0	0
MARIJUANA	M	4	13	11	7	12	12	9	29	27	4	2	1	1	1
	F	1	0	3	1	0	0	1	1	0	3	1	0	0	2

AGE, SEX AND RACE OF PERSONS ARRESTED  
18 YEARS OF AGE AND OVER

1984

CLASSIFICATION OF OFFENSES	SEX	60-64	OVER 64	TOTAL	CAUC	CHN	FIL	HAWN	JPNSE	KOR	NEGRO	SAM	IND	OTHERS
FRAUD	M	5	2	335	206	1	12	31	14	3	30	7	3	28
	F	0	0	85	34	1	1	13	6	2	5	0	2	21
EMBEZZLEMENT	M	0	2	17	4	2	2	4	1	0	2	1	0	1
	F	0	0	14	6	1	1	4	0	1	0	1	0	0
STOLEN PROPERTY	M	3	0	114	30	2	24	27	2	1	6	4	1	17
	F	0	0	33	16	0	1	5	1	0	2	1	0	7
VANDALISM	M	1	3	344	114	2	37	85	17	4	18	26	1	40
	F	1	0	41	12	0	1	16	2	0	2	4	0	4
WEAPONS	M	0	1	333	127	3	53	54	27	7	18	17	0	27
	F	0	0	17	4	0	5	3	0	0	3	0	0	2
PROSTITUTION	M	0	0	117	18	4	10	34	12	1	12	9	0	17
	F	0	0	411	212	0	28	50	5	1	69	3	7	36
SEX OFFENSES	M	2	5	102	43	5	11	16	6	0	3	3	1	14
	F	0	0	1	0	0	0	0	0	0	0	0	0	1
NARCOTIC DRUG LAWS	M	2	14	1,934	747	32	171	339	213	30	114	28	9	251
TOTAL	F	0	0	298	151	10	20	45	23	13	11	2	2	21
<u>POSSESSION</u>														
OPIUM/COCAINE & DERIVATIVES	M	1	3	275	101	3	26	33	43	5	26	2	0	36
	F	0	0	61	32	4	5	9	4	3	1	0	0	3
MARIJUANA	M	1	8	1,227	465	18	117	236	129	16	58	22	6	160
	F	0	0	147	77	3	9	27	11	2	4	1	2	11
SYNTHETIC NARCOTICS	M	0	1	25	9	0	1	3	10	1	0	0	1	0
	F	0	0	8	1	0	1	3	0	0	1	0	0	2
OTHER DANGEROUS NON-NARCOTIC DRUG	M	0	0	49	18	3	3	4	8	2	2	0	0	9
	F	0	0	14	6	0	1	1	1	3	2	0	0	0
<u>DISTRIBUTION</u>														
OPIUM/COCAINE & DERIVATIVES	M	0	0	101	52	7	7	8	8	3	6	0	0	10
	F	0	0	20	10	0	2	0	1	2	2	0	0	3
MARIJUANA	M	0	1	134	40	1	10	37	9	2	10	2	2	21
	F	0	0	13	4	0	0	2	1	3	0	1	0	2

AGE, SEX AND RACE OF PERSONS ARRESTED  
18 YEARS OF AGE AND OVER

		1984													
CLASSIFICATION OF OFFENSES	SEX	18	19	20	21	22	23	24	25-29	30-34	35-39	40-44	45-49	50-54	55-59
<u>DISTRIBUTION</u>															
SYNTHETIC NARCOTICS	M	0	0	0	0	0	2	0	5	7	1	0	0	0	0
	F	0	0	0	0	0	0	0	0	1	0	0	0	0	0
OTHER DANGEROUS NON-NARCOTIC DRUG	M	1	1	0	0	0	0	1	0	3	2	0	0	0	0
	F	0	0	0	0	0	0	0	0	3	0	0	0	0	0
UNSPECIFIED DRUG LAWS	M	3	3	3	3	3	4	0	40	14	18	5	2	0	1
	F	2	3	0	1	1	3	0	8	11	1	1	0	0	0
GAMBLING	M	6	2	5	10	6	12	9	76	89	82	92	58	62	46
	F	1	0	5	3	2	0	1	7	13	14	8	12	10	3
BOOKMAKING	M	0	0	0	0	0	0	0	0	0	0	0	0	0	0
	F	0	0	0	0	0	0	0	0	0	0	0	0	0	0
NUMBERS AND LOTTERY	M	0	0	0	0	0	0	0	0	0	0	0	0	0	0
	F	0	0	0	0	0	0	0	0	0	0	0	0	0	0
ALL OTHER GAMBLING	M	6	2	5	10	6	12	9	76	89	82	92	58	62	46
	F	1	0	5	3	2	0	1	7	13	14	8	12	10	3
OFFENSES AGAINST FAMILY	M	0	3	1	3	0	0	1	0	0	1	0	0	0	0
	F	0	0	0	0	0	0	0	0	1	1	0	0	0	0
DRIVING INTOXICATED	M	49	98	151	198	202	205	181	848	622	498	363	252	171	130
	F	9	5	21	22	14	15	19	54	51	33	29	17	15	7
LIQUOR LAWS	M	157	173	177	185	141	117	84	323	164	65	34	26	8	8
	F	18	21	11	10	4	9	8	8	9	5	4	1	1	0
DISORDERLY CONDUCT	M	35	37	43	38	48	32	46	136	91	47	19	25	18	4
	F	10	13	13	19	13	16	13	38	25	18	10	5	6	1
ALL OTHER OFFENSES	M	215	334	348	352	351	296	300	1,277	886	448	229	165	102	90
	F	29	37	59	77	79	66	43	212	135	99	58	37	30	9
TOTAL		1,266	1,461	1,479	1,624	1,491	1,336	1,199	4,873	3,318	1,986	1,194	800	602	448

AGE, SEX AND RACE OF PERSONS ARRESTED  
18 YEARS OF AGE AND OVER

1984

CLASSIFICATION OF OFFENSES	SEX	60-64	OVER 64	TOTAL	CAUC	CHN	FIL	HAWN	JPNSE	KOR	NEGRO	SAM	IND	OTHERS
<u>DISTRIBUTION</u>														
SYNTHETIC NARCOTICS	M	0	0	15	15	0	0	0	0	0	0	0	0	0
	F	0	0	1	1	0	0	0	0	0	0	0	0	0
OTHER DANGEROUS NON-NARCOTIC DRUG	M	0	0	8	1	0	0	0	1	1	1	0	0	4
	F	0	0	3	0	0	0	0	3	0	0	0	0	0
UNSPECIFIED DRUG LAWS	M	0	1	100	46	0	7	18	5	0	11	2	0	11
	F	0	0	31	20	3	2	3	2	0	1	0	0	0
GAMBLING TOTAL	M	32	70	657	22	31	419	40	87	10	1	13	0	34
	F	4	3	86	1	2	23	5	11	0	0	29	0	15
BOOKMAKING	M	0	0	0	0	0	0	0	0	0	0	0	0	0
	F	0	0	0	0	0	0	0	0	0	0	0	0	0
NUMBERS AND LOTTERY	M	0	0	0	0	0	0	0	0	0	0	0	0	0
	F	0	0	0	0	0	0	0	0	0	0	0	0	0
ALL OTHER GAMBLING	M	32	70	657	22	31	419	40	87	10	1	13	0	34
	F	4	3	86	1	2	23	5	11	0	0	29	0	15
OFFENSES AGAINST FAMILY	M	0	0	9	4	0	2	1	1	0	0	1	0	0
	F	0	0	2	1	0	0	0	0	0	0	0	0	1
DRIVING INTOXICATED	M	82	52	4,102	1,668	81	374	502	688	83	119	143	8	436
	F	4	0	315	164	2	13	62	30	18	3	3	0	20
LIQUOR LAWS	M	4	0	1,666	649	18	181	288	146	21	67	53	5	238
	F	0	0	109	53	0	6	24	6	4	0	3	1	12
DISORDERLY CONDUCT	M	6	7	632	252	10	43	131	29	10	41	38	1	77
	F	3	2	205	84	1	8	42	5	11	20	8	2	24
ALL OTHER OFFENSES	M	46	51	5,490	2,019	103	455	1,028	328	90	439	283	17	728
	F	9	4	983	409	9	50	196	58	25	78	52	3	103
TOTAL		292	329	23,698	8,768	427	2,507	4,187	2,037	429	1,385	1,051	72	2,835

JUVENILE ARRESTS

NUMBER AND DISPOSITION OF JUVENILE ARRESTS

1984

<u>PART I CLASSES</u>	<u>ARRESTS</u>	<u>RELEASED WITHOUT CHARGES</u>	<u>COUNSELED AND RELEASED</u>	<u>OTHER AGENCIES</u>	<u>FAMILY COURT</u>
MURDER & NN MANSLAUGHTER	2	0	0	0	1
MANSLAUGHTER	4	0	0	0	4
FORCIBLE RAPE	13	2	0	0	10
ROBBERY	122	48	11	0	61
AGGRAVATED ASSAULT	20	11	0	0	9
BURGLARY	502	156	6	0	330
LARCENY I OVER \$200	227	118	5	0	102
LARCENY II \$50 - \$200	384	45	120	0	186
LARCENY III UNDER \$50	1,104	29	534	1	329
LARCENY III UNDER \$ 5	545	17	262	0	190
AUTO THEFT	217	128	0	0	82
TOTAL PART I CLASSES	3,140	554	938	1	1,304
 <u>PART II CLASSES</u>					
OTHER ASSAULTS	481	21	158	0	267
ARSON	12	2	1	0	8
FORGERY & COUNTERFEITING	11	0	0	0	11
FRAUD	14	4	3	0	5
EMBEZZLEMENT	0	0	0	0	0
STOLEN PROPERTY	55	16	5	0	30
VANDALISM	252	17	73	0	144
WEAPONS	58	17	7	0	32
PROSTITUTION	17	0	0	0	17
SEX OFFENSES	19	3	1	0	12
NARCOTIC/DRUG LAWS	487	47	160	0	233
GAMBLING	54	0	33	0	21
OFFENSES AGAINST FAMILY	8	0	6	0	2
DRIVING INTOXICATED	46	10	2	29	4
LIQUOR LAWS	315	7	103	0	173
DISORDERLY CONDUCT	52	0	16	0	31
ALL OTHER OFFENSES	652	63	171	16	373
DELINQUENT CHILD	2,837	32	732	2	2,019
TOTAL PART II CLASSES	5,370	239	1,471	47	3,382
 TOTAL BOTH CLASSES	8,510	793	2,409	48	4,686

AGE, SEX AND RACE OF PERSONS ARRESTED  
UNDER 18 YEARS OF AGE

1984

CLASSIFICATION OF OFFENSES	SEX	UNDER 18							CAUC	CHNSE	FIL	HAWN	JPNSE	KOREAN	NEGRO	SAMOAN	IND	ALL OTHER
		10	10-12	13-14	15	16	17	18										
MURDER & NN MANSLAUGHTER	M	0	0	1	1	0	0	2	0	0	0	0	0	0	0	2	0	0
	F	0	0	0	0	0	0	0	0	0	0	0	0	0	0	0	0	0
MANSLAUGHTER	M	0	0	0	0	2	2	4	1	0	0	3	0	0	0	0	0	0
	F	0	0	0	0	0	0	0	0	0	0	0	0	0	0	0	0	0
FORCIBLE RAPE	M	0	4	4	1	2	2	13	6	0	1	2	0	0	0	1	0	3
	F	0	0	0	0	0	0	0	0	0	0	0	0	0	0	0	0	0
ROBBERY	M	5	10	21	14	25	35	110	13	0	7	41	1	1	0	31	0	16
	F	0	2	4	3	0	3	12	0	0	1	6	0	2	0	3	0	0
AGGRAVATED ASSAULT	M	0	2	0	4	4	2	12	3	0	2	4	0	0	0	2	0	1
	F	0	0	4	2	1	1	8	1	0	1	0	0	0	4	1	0	1
BURGLARY	M	9	59	141	87	65	90	451	75	4	71	175	18	0	7	38	0	63
	F	0	2	21	8	5	15	51	10	0	4	27	1	2	0	5	0	2
LARCENY - THEFT	M	88	310	521	283	228	229	1659	246	27	290	545	120	32	31	140	0	228
	F	19	85	211	136	81	69	601	116	9	71	213	32	8	7	47	0	98
LARCENY I OVER \$200	M	0	14	63	50	37	39	203	20	1	41	78	20	3	1	16	0	23
	F	1	3	9	6	3	2	24	3	0	1	11	1	0	3	0	0	5
LARCENY II \$50 - \$200	M	9	35	83	61	51	50	289	38	1	55	108	10	6	4	30	0	37
	F	4	9	25	20	16	21	95	16	3	12	39	3	2	1	12	0	7
LARCENY III UNDER \$50	M	47	158	242	110	90	83	730	114	19	118	206	69	18	19	63	0	104
	F	9	54	135	86	51	39	374	76	6	47	128	19	6	1	31	0	60
LARCENY III UNDER \$5	M	32	103	133	62	50	57	437	74	6	76	153	21	5	7	31	0	64
	F	5	19	42	24	11	7	108	21	0	11	35	9	0	2	4	0	26
AUTO THEFT	M	0	4	34	54	54	38	184	15	1	45	61	6	1	1	33	0	21
	F	0	1	9	14	6	3	33	6	0	2	11	5	0	2	4	0	3
OTHER ASSAULTS	M	3	21	104	52	75	103	358	37	1	48	153	4	7	11	51	0	46
	F	0	15	56	19	18	15	123	10	0	9	53	1	2	7	17	0	24
ARSON	M	0	0	4	4	2	2	12	1	0	5	4	1	0	0	0	0	1
	F	0	0	0	0	0	0	0	0	0	0	0	0	0	0	0	0	0

AGE, SEX AND RACE OF PERSONS ARRESTED  
UNDER 18 YEARS OF AGE

1984

CLASSIFICATION OF OFFENSES	SEX	TOTAL UNDER 18							CAUC	CHNSE	FIL	HAWN	JPNSE	KOREAN	NEGRO	SAMOAN	IND	ALL OTHER
		10	10-12	13-14	15	16	17	18										
FORGERY & COUNTERFEITING	M	0	0	1	6	0	4	11	4	0	0	3	0	0	4	0	0	0
	F	0	0	0	0	0	0	0	0	0	0	0	0	0	0	0	0	0
FRAUD	M	0	0	1	1	4	2	8	4	0	1	2	0	1	0	0	0	0
	F	0	0	4	1	1	0	6	1	0	0	4	1	0	0	0	0	0
EMBEZZLEMENT	M	0	0	0	0	0	0	0	0	0	0	0	0	0	0	0	0	0
	F	0	0	0	0	0	0	0	0	0	0	0	0	0	0	0	0	0
STOLEN PROPERTY	M	0	5	12	8	12	11	48	7	1	10	14	1	0	2	10	0	3
	F	0	0	1	1	2	3	7	1	0	1	3	0	0	0	0	0	2
VANDALISM	M	5	31	58	28	55	42	219	30	0	35	90	16	1	1	20	0	26
	F	0	5	17	5	4	2	33	7	0	3	13	1	0	2	2	0	5
WEAPONS	M	0	1	8	17	8	21	55	4	1	15	18	6	1	2	2	0	6
	F	0	0	0	1	1	1	3	0	0	0	0	1	0	0	0	0	2
PROSTITUTION	M	0	0	0	0	3	3	6	0	0	0	6	0	0	0	0	0	0
	F	0	0	1	2	1	7	11	9	0	0	2	0	0	0	0	0	0
SEX OFFENSES	M	0	3	7	4	2	0	16	3	1	0	5	1	0	0	1	0	5
	F	1	2	0	0	0	0	3	1	0	0	2	0	0	0	0	0	0
NARCOTIC/DRUG LAWS	M	1	9	84	79	87	137	397	93	4	68	133	38	1	6	4	0	50
	TOTAL F	0	9	24	14	19	24	90	25	0	7	32	10	1	2	3	0	10
<u>POSSESSION</u>																		
OPIUM/COCAINE & DERIVATIVES	M	0	0	1	2	2	8	13	2	0	0	3	6	0	0	1	0	1
	F	0	0	0	1	0	2	3	0	0	0	2	0	1	0	0	0	0
MARIJUANA	M	1	9	78	75	82	115	360	82	4	66	124	29	1	6	3	0	45
	F	0	9	23	13	19	18	82	22	0	7	29	9	0	2	3	0	10
SYNTHETIC NARCOTICS	M	0	0	1	0	0	3	4	2	0	0	0	1	0	0	0	0	1
	F	0	0	0	0	0	0	0	0	0	0	0	0	0	0	0	0	0
OTHER DANGEROUS NON-NARCOTIC DRUG	M	0	0	0	0	0	2	2	0	0	0	0	1	0	0	0	0	1
	F	0	0	1	0	0	0	1	0	0	0	0	1	0	0	0	0	0



AGE, SEX AND RACE OF PERSONS ARRESTED  
UNDER 18 YEARS OF AGE

1984

CLASSIFICATION OF OFFENSES	SEX	UNDER 18							TOTAL UNDER 18	CAUC	CHNSE	FIL	HAWN	JPNSE	KOREAN	NEGRO	SAMOAN	IND	ALL OTHER
		10	10-12	13-14	15	16	17	18											
DISTRIBUTION																			
OPIUM/COCAINE & DERIVATIVES	M	0	0	0	0	0	1	1	0	0	0	0	0	0	0	0	0	0	1
	F	0	0	0	0	0	0	0	0	0	0	0	0	0	0	0	0	0	0
MARIJUANA	M	0	0	3	1	1	6	11	5	0	2	4	0	0	0	0	0	0	0
	F	0	0	0	0	0	2	2	1	0	0	1	0	0	0	0	0	0	0
SYNTHETIC NARCOTICS	M	0	0	0	0	0	0	0	0	0	0	0	0	0	0	0	0	0	0
	F	0	0	0	0	0	0	0	0	0	0	0	0	0	0	0	0	0	0
OTHER DANGEROUS NON-NARCOTIC DRUG	M	0	0	0	0	0	0	0	0	0	0	0	0	0	0	0	0	0	0
	F	0	0	0	0	0	0	0	0	0	0	0	0	0	0	0	0	0	0
UNSPECIFIED DRUG LAWS	M	0	0	1	1	2	2	6	2	0	0	2	1	0	0	0	0	0	1
	F	0	0	0	0	0	2	2	2	0	0	0	0	0	0	0	0	0	0
GAMBLING	M	0	1	15	12	15	10	53	0	0	9	39	1	0	0	0	3	0	1
	F	0	0	0	0	1	0	1	0	0	0	0	0	0	0	0	1	0	0
BOOKMAKING	M	0	0	0	0	0	0	0	0	0	0	0	0	0	0	0	0	0	0
	F	0	0	0	0	0	0	0	0	0	0	0	0	0	0	0	0	0	0
NUMBERS AND LOTTERY	M	0	0	0	0	0	0	0	0	0	0	0	0	0	0	0	0	0	0
	F	0	0	0	0	0	0	0	0	0	0	0	0	0	0	0	0	0	0
ALL OTHER GAMBLING	M	0	1	15	12	15	10	53	0	0	9	39	1	0	0	0	3	0	1
	F	0	0	0	0	1	0	1	0	0	0	0	0	0	0	0	1	0	0
OFFENSES AGAINST FAMILY	M	2	0	0	1	1	0	4	0	0	0	3	0	0	0	0	0	0	1
	F	3	0	1	0	0	0	4	0	0	0	4	0	0	0	0	0	0	0
DRIVING INTOXICATED	M	0	0	0	2	13	25	40	10	1	4	9	9	0	2	0	0	0	5
	F	0	1	0	1	1	3	6	1	0	0	5	0	0	0	0	0	0	0
LIQUOR LAWS	M	0	0	14	37	90	114	255	36	3	41	87	19	12	3	12	0	42	
	F	0	0	9	18	14	19	60	28	0	2	12	6	0	0	2	0	10	
DISORDERLY CONDUCT	M	0	0	2	3	13	18	36	8	0	3	15	3	0	1	1	0	5	
	F	0	1	2	4	3	6	16	4	0	1	3	0	0	0	4	0	4	

AGE, SEX AND RACE OF PERSONS ARRESTED  
UNDER 18 YEARS OF AGE

1984

CLASSIFICATION OF OFFENSES	SEX	UNDER							TOTAL UNDER 18	CAUC	CHNSE	FIL	HAWN	JPNSE	KOREAN	NEGRO	SAMOAN	IND	ALL OTHER
		10	10-12	13-14	15	16	17	18											
ALL OTHER OFFENSES	M	6	36	137	113	73	115	480	77	4	73	143	30	8	13	58	0	74	
	F	1	10	58	48	25	30	172	29	1	21	61	8	3	2	24	0	23	
DELINQUENT CHILD	M	9	78	379	418	326	286	1496	350	14	201	504	62	16	36	111	0	202	
	F	0	71	420	377	291	182	1341	327	7	125	467	85	21	40	69	0	200	
CURFEW-LOITERING	M	2	19	135	111	4	8	279	50	3	46	83	15	2	1	42	0	37	
	F	0	5	68	46	1	2	122	29	2	11	41	19	0	1	5	0	14	
RUNAWAY	M	2	34	100	90	89	47	362	93	1	22	156	7	3	12	24	0	44	
	F	0	37	195	169	127	71	599	135	1	48	241	24	4	15	31	0	100	
INCORRIGIBLE	M	0	12	67	94	79	88	340	101	3	27	122	16	3	15	8	0	45	
	F	0	18	90	82	56	46	292	74	2	30	102	17	5	20	9	0	33	
INJURIOUS BEHAVIOR	M	4	11	18	37	57	52	179	45	1	45	40	2	1	5	9	0	31	
	F	0	4	16	11	30	16	77	32	0	7	18	4	2	3	4	0	7	
TRUANCY	M	1	2	56	85	96	84	324	59	6	60	98	21	7	3	26	0	44	
	F	0	7	49	68	77	45	246	56	2	29	64	21	10	1	18	0	45	
OTHERS	M	0	0	3	1	1	7	12	2	0	1	5	1	0	0	2	0	1	
	F	0	0	2	1	0	2	5	1	0	0	1	0	0	0	2	0	1	
GRAND TOTAL			152	778	2390	1883	1633	1674	8510	1599	79	1177	2977	487	120	186	702	0	1183

JUVENILE ARRESTS BY SCHOOL

1984

PART I & PART II OFFENSES (EXCEPT TRAFFIC)

PUBLIC SCHOOLS

HONOLULU DISTRICT

ALA WAI ELEMENTARY	6	1
ALIOLANI ELEMENTARY	1	0
ANUENUE ELEMENTARY	0	2
BOOTH MEMORIAL	0	2
CENTRAL INTERMEDIATE	109	98
DOLE INTERMEDIATE	101	128
FARRINGTON HIGH	156	281
FERN ELEMENTARY	4	0
HAAIONE ELEMENTARY	2	1
HAWAII SCHOOL FOR DEAF AND BLIND	0	2
HOKULANI ELEMENTARY	1	0
JARRETT INTERMEDIATE	16	28
JEFFERSON ELEMENTARY	4	1
KAHUMANU ELEMENTARY	6	3
KAEWAI ELEMENTARY	1	3
KAHALA ELEMENTARY	1	0
KAIMUKI HIGH	120	208
KAIMUKI INTERMEDIATE	18	40
SALVATION ARMY	4	34
KAIULANI ELEMENTARY	14	2
KALAKAUA INTERMEDIATE	85	107
KALANI HIGH	37	79
KALIHI ELEMENTARY	0	4
KALIHI KAI ELEMENTARY	13	4

HONOLULU DISTRICT

KALIHI UKA ELEMENTARY	2	0
KALIHI WAENA ELEMENTARY	21	8
KAMILOIKI ELEMENTARY	1	0
KAPALAMA ELEMENTARY	6	5
KAULUWELA ELEMENTARY	7	0
KAWANANAKOA INTERMEDIATE	21	25
KUHIO ELEMENTARY	2	1
KAISER HIGH SCHOOL	36	101
LANAKILA ELEMENTARY	3	5
LIKELIKE ELEMENTARY	5	1
LILIUOKALANI ELEMENTARY	0	1
LINCOLN ELEMENTARY	1	0
LUNALILO ELEMENTARY	9	0
MAEMAE ELEMENTARY	2	0
MCKINLEY HIGH	123	257
NIU VALLEY INTERMEDIATE	11	7
NOELANI ELEMENTARY	2	0
PALOLO ELEMENTARY	2	0
PAUOA ELEMENTARY	2	4
PUUHALE ELEMENTARY	5	3
ROOSEVELT HIGH	40	88
ROYAL ELEMENTARY	8	0
STEVENSON INTERMEDIATE	23	42
WASHINGTON INTERMEDIATE	58	98
WILSON ELEMENTARY	5	0

PART I      PART II

TOTAL	1,094	1,674
-------	-------	-------

# JUVENILE ARRESTS BY SCHOOL

1984

## PART I & PART II OFFENSES (EXCEPT TRAFFIC)

### PUBLIC SCHOOLS

#### LEEWARD SCHOOL DISTRICT

AUGUST AHRENS ELEMENTARY	14	0
CAMPBELL HIGH	69	127
EWA ELEMENTARY	1	1
EWA BEACH ELEMENTARY	2	0
HIGHLANDS INTERMEDIATE	27	31
HONOWAI ELEMENTARY	15	0
ILIMA INTERMEDIATE	31	38
IROQUOIS POINT ELEMENTARY	1	0
KAIMILOA ELEMENTARY	2	0
LEHUA ELEMENTARY	4	8
MAILI ELEMENTARY	3	1
MAKAHA ELEMENTARY	4	3
MAKAKILO ELEMENTARY	0	1
MANANA ELEMENTARY	1	0
MAUKA LANI ELEMENTARY	2	2
MOMILANI ELEMENTARY	3	0
NANAIAKAPONO ELEMENTARY	4	2
NANAKULI ELEMENTARY-INTER-HIGH	71	74
PALISADES ELEMENTARY	4	0
PEARL CITY ELEMENTARY	6	5
PEARL CITY HIGHLANDS ELEMENTARY	1	2
POHAKEA ELEMENTARY	1	0
PEARL CITY HIGH	73	202
WAIU ELEMENTARY	1	1
WAIANAE ELEMENTARY	2	1
WAIANAE HIGH	156	199
WAIANAE INTERMEDIATE	78	56
WAIPAHU ELEMENTARY	10	1
WAIPAHU HIGH	43	127
WAIPAHU INTERMEDIATE	31	39

TOTAL

660

921

#### CENTRAL OAHU DISTRICT

AIEA ELEMENTARY	1	0
AIEA HIGH	54	101
AIEA INTERMEDIATE	47	28
ALIAMANU ELEMENTARY	3	4
ALIAMANU INTERMEDIATE	14	34
HALE KULA ELEMENTARY	0	1
HALEIWA ELEMENTARY	0	1
HALEMANO ELEMENTARY	4	0
HICKAM ELEMENTARY	1	0
ILIAHI ELEMENTARY	0	1
KAALA ELEMENTARY	3	1
KIPAPA ELEMENTARY	3	0
MAKALAPA ELEMENTARY	3	3
MILILANI HIGH	61	149
LEILEHUA HIGH	48	89
MILILANI-UKA ELEMENTARY	8	0
MILILANI-WAENA ELEMENTARY	3	1
MOANALUA HIGH	51	87
MOANALUA ELEMENTARY	2	0
MOANALUA INTERMEDIATE	14	10
PEARL HARBOR ELEMENTARY	0	2
PEARL HARBOR KAI ELEMENTARY	3	0
PEARL RIDGE ELEMENTARY	1	0
RADFORD HIGH	43	98
SALT LAKE ELEMENTARY	6	0
SCOTT ELEMENTARY	6	1
SHAFTER ELEMENTARY	0	1
SOLOMON ELEMENTARY	3	5
SUNSET BEACH ELEMENTARY	1	0
WAHIAWA ELEMENTARY	1	1
WAHIAWA INTERMEDIATE	14	30
WAIALUA ELEMENTARY	0	2
WAIALUA HIGH-INTERMEDIATE	31	82
WAIMALU ELEMENTARY	4	3
WHEELER INTERMEDIATE	5	40

TOTAL

438

775

JUVENILE ARRESTS BY SCHOOL

1984

PART I & PART II OFFENSES (EXCEPT TRAFFIC)

PUBLIC SCHOOLS

<u>WINDWARD OAHU DISTRICT</u>	<u>PART I</u>	<u>PART II</u>
AIKAHI ELEMENTARY	3	0
CASTLE HIGH	96	233
ENCHANTED LAKE ELEMENTARY	13	0
HAUULA ELEMENTARY	3	0
HEEIA ELEMENTARY	18	2
KAELEPULU ELEMENTARY	1	0
KAAAWA ELEMENTARY	2	0
KAHALUU ELEMENTARY	1	0
KAHUKU HIGH-ELEMENTARY	34	59
KAILUA ELEMENTARY	0	3
KAILUA HIGH	95	150
KAILUA INTERMEDIATE	59	64
KAINALU ELEMENTARY	2	0
KALAHEO ELEMENTARY-HIGH	43	120
KING INTERMEDIATE	28	27
LAI E ELEMENTARY	2	0
MAUNAWILI ELEMENTARY	1	0
PARKER ELEMENTARY	3	0
POPE ELEMENTARY	2	0
PUOHALA ELEMENTARY	1	0
WAIMANALO ELEMENTARY AND INTERMEDIATE	11	7
 TOTAL	 418	 665

# JUVENILE ARRESTS BY SCHOOL

1984

## PART I & PART II OFFENSES (EXCEPT TRAFFIC)

### PRIVATE SCHOOLS

#### HONOLULU DISTRICT

	<u>PART I</u>	<u>PART II</u>
CATHEDRAL SCHOOL ELEM-INTER	3	0
DAMIEN MEMORIAL HIGH	11	15
HAWAII BAPTIST ACADEMY ELEM-HIGH	5	4
HAWAII SCHOOL FOR GIRLS INT-HIGH	2	3
HAWAIIAN MISSION ACADEMY HIGH	6	0
HAWAIIAN MISSION ACAD ELEM-INT	1	1
HONGWANJI MISSION ELEMENTARY	1	0
ACADEMY OF THE PACIFIC INT-HIGH	1	1
IOLANI ELEM-HIGH	3	2
ISLAND PARADISE ELEMENTARY	1	0
KAMEHAMEHA ELEMENTARY DIVISION	1	0
KAMEHAMEHA INTERMEDIATE DIV	3	1
KAMEHAMEHA HIGH DIV	24	13
MARYKNOLL GRADE ELEM-INTER	1	1
MARYKNOLL HIGH	5	10
MID-PACIFIC INSTITUTE INTER-HIGH	13	4
OUR REDEEMER LUTHERAN ELEM-HIGH	5	3
PACIFIC PREPARATORY ACADEMY	1	3
PUNAHOU ACADEMY HIGH	17	11
PUNAHOU JUNIOR ELEM-INTER	2	0
SACRED HEARTS ACADEMY ELEM-INT	1	0
SACRED HEARTS ACADEMY HIGH	3	2
ST. ANDREW'S PRIORY ELEM-HIGH	4	2
ST. ANTHONY'S (KALIHI) ELEM-INTER	5	3
ST. ELIZABETH	1	0
ST. FRANCIS HIGH-INTER	1	3
ST. JOHN THE BAPTIST ELEM-INTER	3	1
ST. LOUIS HIGH-INTER	16	21
ST. PATRICK ELEM-INTER	7	1
ST. THERESAS ELEM-INTER	2	7
STAR OF THE SEA ELEMENTARY-INT	2	0
STAR OF THE SEA HIGH	3	5
UNIVERSITY LAB SCHOOL ELEM-HIGH	3	0

TOTAL	156	117
-------	-----	-----

#### CENTRAL OAHU DISTRICT

	<u>PART I</u>	<u>PART II</u>
OUR LADY OF SORROWS ELEM-INTER	2	0
OUR SAVIOR LUTHERAN ELEM-INTER	0	5
ST. MICHAEL'S ELEM-INTER	1	0
TOTAL	3	5

#### LEEWARD OAHU DISTRICT

	<u>PART I</u>	<u>PART II</u>
OUR LADY OF GOOD COUN ELEM-INTER	4	1
ST. JOSEPH'S ELEM-INTER	4	0
TOTAL	8	1

#### WINDWARD OAHU DISTRICT

	<u>PART I</u>	<u>PART II</u>
LE JARDIN ACADEMY ELEM-INTER	1	0
ST. ANN'S ELEM-INTER	5	2
ST. MARK LUTHERAN ELEM-INTER	2	0
WINDWARD PREPARATORY ELEM-INTER	1	2
ALL OTHER PRIVATE SCHOOLS	18	15
TOTAL	27	19

JUVENILE ARRESTS BY SCHOOL

1984

PART I & PART II OFFENSES (EXCEPT TRAFFIC)

PRIVATE SCHOOLS

<u>SPECIAL EDUCATION</u>	<u>PART I</u>	<u>PART II</u>	<u>TOTAL</u>	<u>PART I</u>	<u>PART II</u>
OLOMANA (SPECIAL SCHOOL)	16	80	NON-STUDENTS	133	389
KALIHI-PALAMA CHILDREN'S DAY	28	56	OUTSIDE ISLE STUDENTS	13	32
ALL OTHER SPECIAL SCHOOLS	81	141	OUT OF STATE STUDENTS	37	44
TOTAL	125	277			

\* \* \* \* \*

COLLEGES

PRIVATE AND PUBLIC

HONOLULU COMMUNITY COLLEGE	0	1			
LEEWARD COMMUNITY COLLEGE	0	2			
UNIVERSITY OF HAWAII	0	1			
TOTAL	0	4	GRAND TOTAL	3,112	4,923

# TRUANCY STATISTICS

The Honolulu Police Department Truancy Program began on November 4, 1981.



TRUANCY STATISTICS  
September 1983 - June 1984

<u>SCHOOL DISTRICT</u>						<u>AGE AND SEX</u>			
	<u>HONOLULU</u>	<u>LEEWARD</u>	<u>CENTRAL</u>	<u>WINDWARD</u>	<u>TOTAL</u>	<u>AGE</u>	<u>MALE</u>	<u>FEMALE</u>	<u>TOTAL</u>
RETURNED TO SCHOOL	1,744	909	592	735	3,980	18	0	0	0
ARRESTED	364	70	54	110	598	17	909	513	1,422
RELEASED TO PARENT/ GUARDIAN	105	187	67	52	411	16	863	587	1,450
UNKNOWN					37	15	641	535	1,176
TOTAL	2,213	1,166	713	897	5,026	14	350	346	696
						13	109	82	191
						12	39	25	64
						11	4	3	7
						10 & below	19	1	20
						TOTAL	2,934	2,092	5,026

<u>POLICE DISTRICT</u>					
	<u>D-I</u>	<u>D-II</u>	<u>D-III</u>	<u>D-IV</u>	<u>TOTAL</u>
RETURNED TO SCHOOL	1,867	375	1,019	743	4,004
ARRESTED	387	34	79	107	607
RELEASED TO PARENT/ GUARDIAN	186	24	178	27	415
TOTAL	2,440	433	1,276	877	5,026

# TRUANCY STATISTICS BY SCHOOL

September 1983 - June 1984

## PUBLIC SCHOOLS

<u>HONOLULU DISTRICT</u>	<u>CASES</u>
ALA WAI ELE	2
CENTRAL INT	41
DOLE INT	116
FARRINGTON HIGH	540
HAWAII SCHOOL FOR DEAF/BLIND	2
JARRETT INT	10
JEFFERSON ELE	4
KAHALA ELE	2
KAIMUKI HIGH	274
KAIMUKI INT	11
KAIULANI ELE	2
KALAKAUA INT	91
KALANI HIGH	119
KAPALAMA ELE	1
KAWANANAKOA INT	8
KAISER HIGH	216
LINCOLN ELE	7
MCKINLEY HIGH	593
NIU VALLEY INT	4
PALOLO ELE	2
ROOSEVELT HIGH	86
ROYAL ELE	1
STEVENSON INT	13
WASHINGTON INT	45
<u>LEEWARD SCHOOL DISTRICT</u>	
AUGUST AHRENS ELE	1
CAMPBELL HIGH	464
HIGHLANDS INT	6
ILIMA INT	13
KAIMILOA ELE	1
LEHUA ELE	1
NANAIAKAPONO ELE	2
NANAKULI INT & HIGH	31
PEARL CITY ELE	1
POHAKEA ELE	1
PEARL CITY HIGH	66
WAIANAE ELE	4
WAIANAE HIGH	246
WAIANAE INT	54
WAIPAHU ELE	2
WAIPAHU HIGH	242
WAIPAHU INT	26
WAIPAHU COMM	2

## PUBLIC SCHOOLS

<u>CENTRAL OAHU DISTRICT</u>	<u>CASES</u>
AIEA HIGH	75
AIEA INT	10
ALIAMANU ELE	2
ALIAMANU INT	1
HALEMANO ELE	1
HICKAM ELE	3
KAALA ELE	1
KIPAPA ELE	1
MAKALAPA ELE	1
MILILANI HIGH	181
LEILEHUA HIGH	209
MILILANI UKA ELE	1
MILILANI WAENA ELE	2
MOANALUA HIGH	94
MOANALUA INT	2
RADFORD HIGH	96
WAHIAWA ELE	2
WAHIAWA INT	6
WAIALUA INT & HIGH	11
WHEELER ELE	3
WHEELER INT	11
<u>WINDWARD OAHU DISTRICT</u>	
CASTLE HIGH	379
ENCHANTED LAKE ELE	1
HAUULA ELE	1
KAHALUU ELE	1
KAHUKU ELE - HIGH	52
KAILUA ELE	1
KAILUA HIGH	181
KAILUA INT	30
KALAHEO ELE - HIGH	218
KANEOHE ELE	1
KING INT	19
WAIMANALO ELE & INT	3

## PRIVATE SCHOOLS

	<u>CASES</u>
HAWAIIAN MISSION ACADEMY HIGH	10
KAMEHAMEHA HIGH	2
MID-PACIFIC INSTITUTE INT & HIGH	1
PUNAHOU HIGH	4
ST LOUIS INT & HIGH	3
STAR OF THE SEA ELE - HIGH	3
HALE O'ULU	2
LANAKILA BAPTIST ELE - HIGH	1
KAILUA MISSION	1
ALL OTHER PRIVATE SCHOOLS	9
<u>SPECIAL EDUCATION SCHOOLS</u>	
OLOMANA	13
HAW ASSN-RETARDED HON	1
SULTAN EASTER SEAL SCHOOL	1
ARMED SERVICES SPECIAL ED	1
ALL OTHER SPECIAL SCHOOLS	1
NON-STUDENT	19
OUT OF STATE	1
GRAND TOTAL	5,026