

AFI

Crime In Alaska
1983



109072

DEPARTMENT
OF
PUBLIC SAFETY

Robert J. Sundberg
Commissioner

109072

1
1983
CRIME IN ALASKA

Uniform Crime Reporting and
Statistical Analysis Center
Department of Public Safety

Robert J. Sundberg
Commissioner

U.S. Department of Justice
National Institute of Justice

109072

This document has been reproduced exactly as received from the person or organization originating it. Points of view or opinions stated in this document are those of the authors and do not necessarily represent the official position or policies of the National Institute of Justice.

Permission to reproduce this copyrighted material has been granted by

Alaska Department of Public Safety

to the National Criminal Justice Reference Service (NCJRS).

Further reproduction outside of the NCJRS system requires permission of the copyright owner.

TABLE OF CONTENTS

	<u>Page</u>
Acknowledgements.....	1
Uniform Crime Reporting Program Summary.....	3
Crime Analysis - Alaska and the United States.....	7
Alaska Crime Clock 1983.....	8
Part I. Crime and Population in Alaska.....	9
Law Enforcement Officers Killed or Assaulted.....	11
Law Enforcement Employees in Alaska.....	14
 Tables for Agencies Listed:	
RETURN COUNT OF OFFENSES KNOWN TO THE POLICE:	
PROPERTY BY TYPE AND VALUE:	
PROPERTY STOLEN BY CLASS:	
ARRESTS BY AGE, RACE, AND SEX:	
Alaska State Troopers (2).....	15
Anchorage.....	18
Bethel.....	21
Cordova (4).....	24
Craig (3).....	27
Dillingham.....	30
Fairbanks.....	33
Homer.....	36
Juneau.....	39
Kenai.....	42
Ketchikan.....	45
Kodiak.....	48
Kotzebue.....	51
Nome.....	54
North Pole.....	57
North Slope Borough.....	60
Palmer.....	63
Petersburg.....	66
Seldovia (4).....	69
Seward.....	72
Sitka.....	75
Skagway.....	78
Soldotna.....	81
Unalaska (1).....	--
Valdez (1).....	--
Wrangell.....	84
Statewide Totals.....	87
 Drug Enforcement Information - 1983.....	
Appendix.....	97

Notes:

- (1) Insufficient data for report
- (2) Incomplete Part II Crime Data for 1983
- (3) Reported 6 months crime data for 1983
- (4) Reported 4 months crime data for 1983

Tables and Figures

	<u>Page</u>
Figure IA - Population Growth.....	9
Figure IB - Total Part I Crimes.....	10
Figure IC - Total Crime Rate.....	10
Figure II - Overview Statewide Drug Enforcement Units, 1983 Compared to 1982	94
Table I - Crime and Crime Rates for Alaska.....	6
Table II - Change in Part I Total Crime and Crime Index Rate 1983 vs 1982	6
Table III - 1983 Statewide Law Enforcement..... Officers Killed or Assaulted (Agency)	12
Table IV - 83 Total Statewide law enforcement..... officers killed or assaulted (circumstance)	13
Table V - Number of Law Enforcement Employees in Alaska.....	14
Table VI - Percent of Increase of Drugs Seized, Charges, Arrests, and Number of Full Time Personnel	93
Table VII - Total Drug Arrest Data 1983.....	95
Table VIII - Totals - All Specialized Units 1983.....	96

ACKNOWLEDGEMENTS

The 1983 Uniform Crime Report for the State of Alaska was compiled from data submitted to the Department of Public Safety from twenty-four law enforcement agencies within Alaska. The excellent cooperation offered the Department of Public Safety by the Chiefs of Police and agency heads is gratefully acknowledged.

Special appreciation is extended to the Federal Bureau of Investigation, Uniform Crime Reporting Section for the assistance provided to the Alaska program.

Crime in Alaska

The Department of Public Safety was delegated the responsibility for the Alaska Uniform Crime Statistical Program in 1982. This program is the primary source of data used to measure the trend and distributions of Crime in Alaska. The total information consolidated and analyzed by the Alaska Uniform Crime Reporting program is more extensive than that contained in this publication. Requests for additional information or analysis of this data should be directed to the UCR Statistical Program in Juneau, Alaska.

Uniform Crime Reporting Program Summary

Introduction

The Uniform Crime Reporting (UCR) Program is a nationwide cooperative effort of nearly 16,000 city, county, and state law enforcement agencies. This voluntary reporting program makes it possible to assess lawlessness in the Nation and to gauge fluctuations in the amount and type of crime. The primary UCR objective is to generate a reliable set of criminal statistics for use in law enforcement administration, operation, and management. Utilization of the UCR data produced has expanded substantially. The American public, demonstrating its concern regarding the crime problem, has shown increasing interest in crime statistics. Further, UCR data have become a research tool for the use of criminologists, sociologists, legislators, municipal planners, the press, and other students of criminal justice.

Historical Background

In the 1920s, the International Association of Chiefs of Police (IACP) recognized a need for national crime statistics and formed the Committee on Uniform Crime Records to develop a viable system of uniform police statistics. After studying state criminal codes and making an evaluation of the recordkeeping practices in use, the Committee in 1929 finalized a plan for crime reporting which became the foundation of the UCR Program.

Since offenses known to law enforcement were the most readily available crime information, the Committee elected to survey local agencies to obtain data on crimes brought to their attention. Realizing that not all crimes are reported, the Committee evaluated various offenses on the basis of their seriousness, frequency of occurrence, pervasiveness in all geographic parts of the country, and likelihood of being reported to law enforcement. Using those criteria, seven offenses were chosen to serve as an Index for gauging fluctuations in the overall volume and rate of crime. These crimes, known jointly as the Crime Index, included the violent crimes of murder and nonnegligent manslaughter, forcible rape, robbery, and aggravated assault; and the property crimes of burglary, larceny-theft, and motor vehicle theft. By congressional mandate, arson was added as the eighth Index offense in 1979.

During the early planning of the Program, it was recognized that the differences among criminal codes precluded a mere aggregation of state statistics to arrive at a national total. Further, because of the variances in punishment for the same offenses in different state codes, no distinction between felony and misdemeanor crimes was possible. To overcome these problems and provide nationwide uniformity in crime reporting, standardized offenses definitions were formulated. The law enforcement agencies would then submit data in accordance with the UCR standard definitions of offenses.

In January, 1930, Congress enacted legislation under Title 28, Section 534, of the United States Code authorizing the Attorney General to gather crime information. The Attorney General, in turn, designated the FBI to serve as the national clearinghouse for data collected by the Program. Since that time, data based on uniform classifications and procedures for reporting have been obtained from the Nation's law enforcement agencies.

Data Reporting

The FBI receives the information its contributors compile either directly from the local law enforcement agency or through a state-level UCR Program. State-level UCR Programs have been very effective intermediaries between the FBI and its local contributors. Many of the 41 state Programs have mandatory reporting requirements and collect data beyond the national UCR scope to address crime problems germane to their particular locales. These agencies can also provide more direct and frequent services to participating law enforcement agencies, make information more readily available for use at the state level, and contribute to more streamlined operations at the national level.

Data reliability is a high priority of the UCR Program and noted deviations or arithmetical adjustments are monitored and brought to the attention of the submitting agency. A standard procedure of the FBI is to study the monthly reports and to evaluate periodic trends prepared for individual reporting units. Any significant increase or decrease noted is made the subject of a special inquiry to that agency.

Training

To assist contributors in complying with UCR standards, the national and state UCR Program provides training seminars and instructional materials in crime reporting procedures. Liaison with state Programs and law enforcement personnel is maintained, and training sessions are held to explain the purpose of the Program, the rules of uniform classification and scoring, and the methods of assembling the information for reporting.

UCR Future Development

In 1984, a conference on the future of Uniform Crime Reporting was held in Elkridge, Maryland. The conference was part of the study of the UCR Program being funded by the Bureau of Justice Statistics (BJS) and conducted by an independent research group, Abt Associates, Inc. Conference attendees were given the opportunity to review work conducted during the first phase of the study and to discuss potential changes to the UCR Program that should be considered and evaluated in its second phase. Representatives of law enforcement agencies, law enforcement membership organizations, the research community, state UCR programs, statistical analysis centers, other criminal justice agencies, the National Crime Survey Redesign Consortium, the Bureau of the Census, and the Canadian Centre for Justice Statistics participated in the conference, as did staff members from the BJS, the national UCR Program, and Abt Associates.

The seventh National UCR Conference was held July 9-12, 1984, at the FBI Academy, Quantico, Virginia. The major topic of discussion was the progress of the UCR study. At the conference, the staff of Abt Associates reported findings from the evaluation's first phase, and conference attendees offered their views on alternatives for the future direction of UCR to be developed in phase two, now underway. To ensure input from interested groups, the conference attendees included representatives from 20 large police departments; staff members from the state UCR Programs; members of the Committee on Uniform Crime Reporting Committee of the NSA, and the Steering Committee for the UCR evaluation; and staff from the BJS, Bureau of Social Science Research, and Police Executive Research Forum.

TABLE I
TOTAL PART I
CRIMES AND RATES FOR ALASKA
1980 THRU 1983

	POPULATION	TOTAL OFFENSES	VIOLENT CRIMES	PROPERTY CRIMES	CRIMINAL HOMICIDE	FORCIBLE RAPE	ROBBERY	AGGRAVATED ASSAULT	BURGLARY	LARCENY/ THEFT	MOTOR VEHICLE THEFT
1980	400,331	25,055	1,980	23,075	39	267	360	1,319	5,605	14,963	2,507
RATE PER	100,00	6,264	495	5,769	9.8	65.5	90	329.8	1,401.2	3,940.8	626.8
1981	419,593	26,821	2,510	24,311	60	419	467	1,564	5,410	16,079	2,822
RATE PER	100,000	6,401	599	5,802	14.3	100	111.4	373.2	1,291.1	3,837.5	673.5
1982	460,800	26,534	2,648	23,886	81	367	574	1,626	5,094	16,248	2,544
RATE PER	100,000	5,758	575	5,179	17.6	79.6	124.6	352.9	1,105.4	3,526	522.1
1983	510,554	28,214	2,891	25,323	65	479	456	1,891	5,611	16,656	3,056
RATE PER	100,000	5,527	567	4,960	12.7	93.8	89.3	371.4	1,099.1	3,262.7	598.6

TABLE II
CHANGE IN PART I
TOTAL CRIMES AND CRIME INDEX RATE
1983 VS 1982

PERCENT CHANGE 1983/1982	POPULATION	TOTAL OFFENSE	VIOLENT CRIMES	PROPERTY CRIMES	CRIMINAL HOMICIDE	FORCIBLE RAPE	ROBBERY	AGGRAVATED ASSAULT	BURGLARY	LARCENY/ THEFT	MOTOR VEHICLE THEFT
TOTAL NUMBER	+10.8%	+6.3%	+9.2%	+6.0%	-19.8%	+30.5%	-25.9%	+16.3%	+10.2%	+2.5%	+20.1%
INDEX RATE		-4.0%	-1.4%	-4.23%	-27.8%	+17.8%	-28.3%	+5.2%	-0.5%	-7.5%	+8.3%

Crime Analysis - Alaska and the United States

Introduction

The review of crime statistics must be accomplished with the understanding that many additional factors impact the data being reviewed. The causes, contributing circumstances and origins of crime have been investigated and hypothesized for many years. The only conclusions which have resulted, are that the following factors affect crime occurrence.

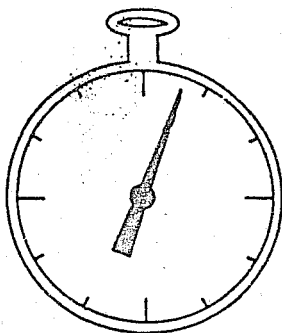
- Economic conditions of area.
- Stability of population - transient population factors.
- Population density and age structure of area.
- Climate
- Number of law enforcement officers.
- Law enforcement agency community profile relative to policy and investigative emphasis.
- Policies and emphasis of other criminal justice agencies (judicial, prosecutorial, correctional and probational).
- Attitudes of citizenry towards crime, crime prevention programs and support of law enforcement agencies.

The Uniform Crime reports give the Alaska and total United States view of crime based on statistics contributed by state and local law enforcement agencies. Population size is the only correlate of crime utilized in this publication. While the other factors listed above are of equal concern, no attempt is made to relate them to the data presented. The reader is, therefore, cautioned against comparing statistical data of individual reporting units solely on the basis of their population, region, or location.

Analysis

The total 1983 Part I Crime Index offenses were up over 6 percent above 1982 for Alaska. However, the crime rate per 100,000 inhabitants dropped 4 percent for the State. On a nationwide scale, there was a decrease of 7 percent Part I Offenses for the same period. Violent crime - murders, forcible rape, robbery and aggravated assault increased over 9 percent in Alaska and dropped 5 percent on a nationwide basis. Analysis of each category of violent crime in Alaska revealed that criminal homicide decreased 20 percent, forcible rape increased by 31 percent, robbery decreased 26 percent and aggravated assault increased by 16 percent. A significant factor in reviewing the homicide statistics is that a large number of homicides which were unknown in 1983 and previous years have been discovered as a result of an investigation and subsequent conviction of an individual in 1984. For Alaska the total property crime offenses - burglary, larceny/theft and motor vehicle theft - increased 6 percent while the property crime rate per 100,000 inhabitants decreased 4 percent. On a nationwide basis, the total number of property crimes decreased 7 percent in 1983. Arson decreased by 12 percent in Alaska. On a nationwide basis, arson showed an 11 percent decrease from 1982.

ALASKA CRIME CLOCK 1983



one
CRIME INDEX OFFENSE
every 18 min. 38 sec.
(Nationwide every 3
seconds)

one
VIOLENT CRIME
every 3 hours 2 min.
(Nationwide every
26 seconds)

one
PROPERTY CRIME
every 21 min.
(Nationwide every
3 seconds)

one
MURDER
every 5 days 15 hours
(Nationwide 27 min.)

one
FORCIBLE RAPE
every 23 hours 7 min.
(Nationwide 7 min.)

one
ROBBERY
every 19 hours 21 min.
(Nationwide 63 seconds)

one
AGGRAVATED ASSAULT
every 4 hours 38 min.
(Nationwide 49 seconds)

one
BURGLARY
every 1 hour 34 min.
(Nationwide 10 seconds)

one
LARCENY-THEFT
every 32 min.
(Nationwide 5 seconds)

one
MOTOR VEHICLE THEFT
every 2 hours 52 min.
(Nationwide 31 seconds)

The crime clock should be viewed with care. Being the most aggregate representation of UCR data, it is designed to convey the annual reported crime experience by showing the relative frequency of occurrence of the Index Offenses. This mode of display should not be taken to imply a regularity in the commission of the Part I Offenses; rather, it represents the annual ratio of crime to fixed time intervals.

PART I. CRIME AND POPULATION IN ALASKA

The basic measurements used for crime statistics is the number of Part I crimes per population base. This crime index rate is the number of incidents or crimes per 100,000 inhabitants. Table I is a comparison of the total Part I crimes and rates for Alaska for the period 1980 thru 1983. Table II shows the percentage of changes between 1982 and 1983 in the number of Part I crimes and in the crime index rate. Figure I is a graphical representation of the population growth, total Part I crimes and the total crime rate for Alaska for the 1980 thru 1983 time period.

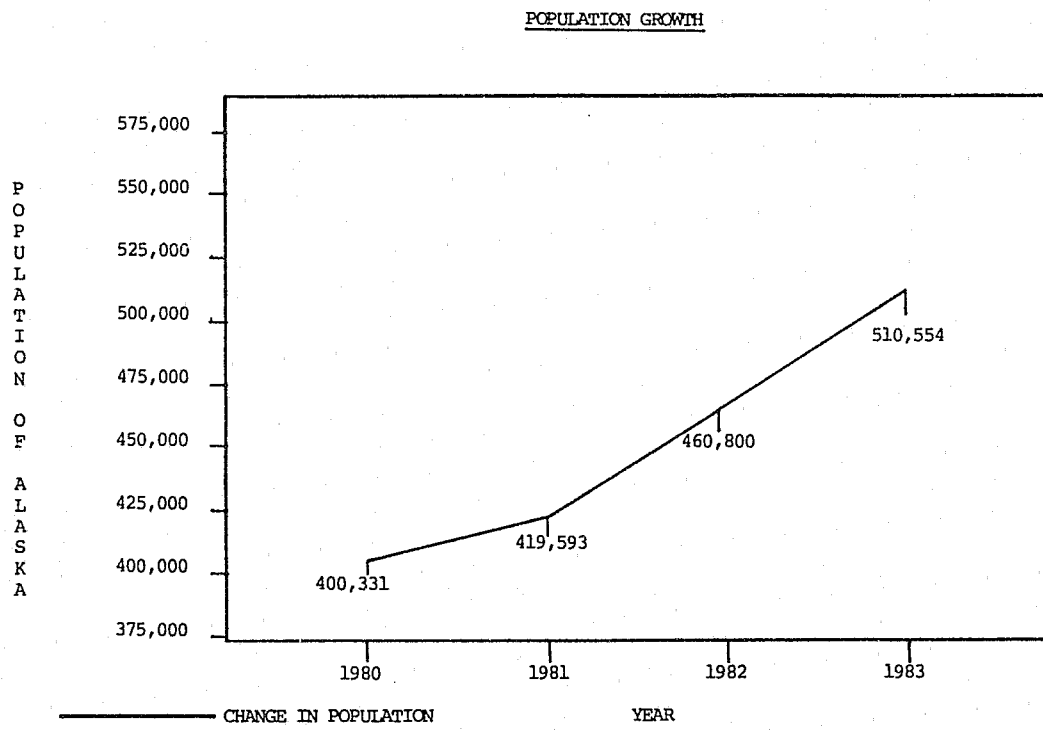


FIGURE IA

TOTAL PART I CRIMES

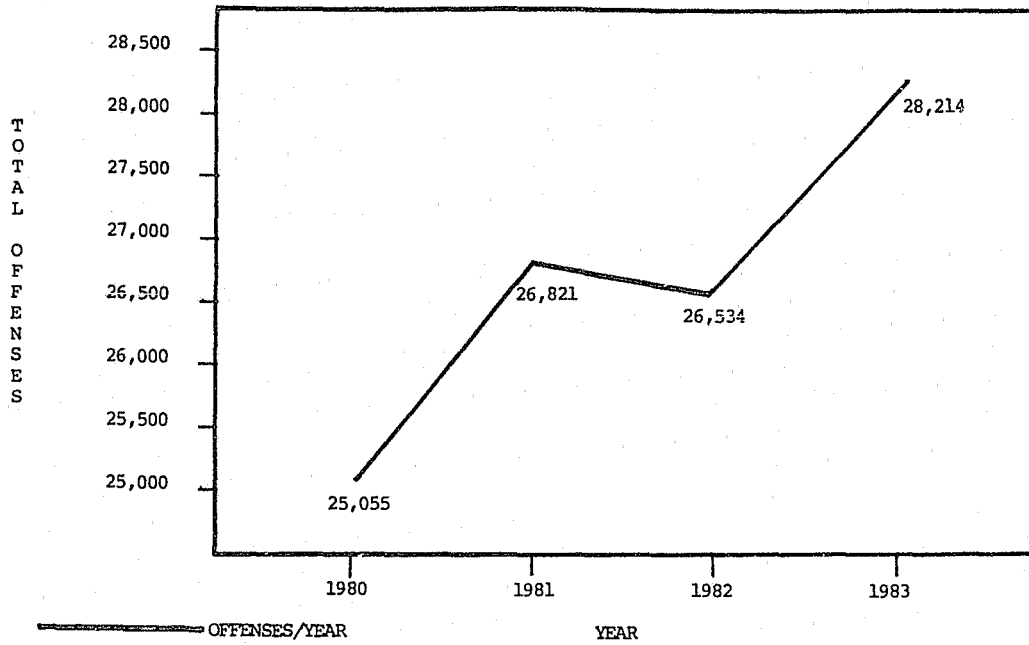


FIGURE IB

TOTAL CRIME RATE

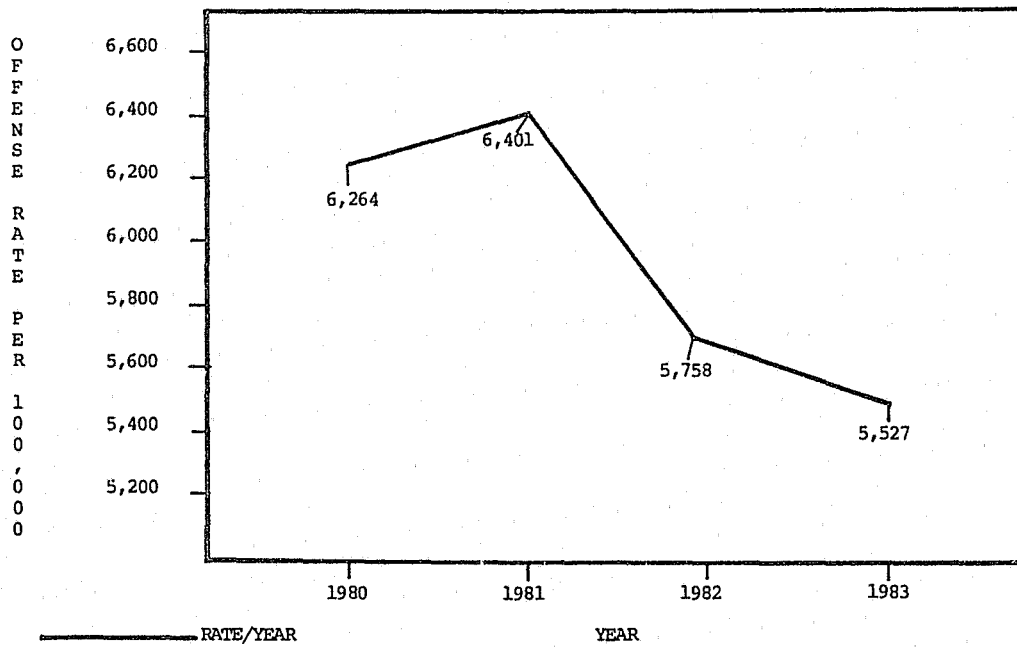


FIGURE IC

Law Enforcement Officers Killed or Assaulted

Nationwide

In 1983, 80 law enforcement officers were feloniously killed in the line of duty. Nationwide, fewer officers were slain than in any year of the past decade.

Based on reports from nearly 10,000 city, county, and state law enforcement agencies across the country, assaults on officers, totaled 62,324 in 1983. On the average, for every 100 officers, 16.5 were assaulted and 5.5 suffered personal injuries as a result of the assaults.

Assaults on Federal officers totalled 580 for the year. Seven officers were killed in the line of duty and 78 were injured in the assaults.

Alaska

During 1983, one law enforcement officer was killed and 204 law enforcement officers were assaulted in Alaska. The total number of assaults has undergone a decrease of 25 percent compared to 1982. Sixty-three (31 percent) of these assaults occurred when officers were responding to disturbance calls. Thirty-two (16 percent) occurred when officers were handling/transporting prisoners, and the same number occurred while the officers were attempting other arrests. Of the officers assaulted, 37 (18 percent) sustained personal injury, most of these from hands, fists, or feet of the assailant.

Most assaults occurred to officers assigned to one-man vehicles, who were either alone at the time or were assisting other officers. Ninety-eight percent of assaults to police officers were cleared by arrest.

TABLE III
1983 STATEWIDE
LAW ENFORCEMENT OFFICERS KILLED OR ASSAULTED

AGENCY	NUMBER OFFICERS KILLED		NUMBER OF OFFICERS ASSAULTS
	BY FELONIOUS ACTS	BY ACCIDENT OR NEGLIG. ACTS	
Anchorage Police	0	0	91
Alaska State Troopers	0	0	65
Fairbanks Police	0	0	14
Juneau Police	0	0	0
Ketchikan Police	0	0	2
Kodiak Police	1	0	4
Nome Police	0	0	1
Petersburg Police	0	0	3
Seward Police	0	0	0
Sitka Police	0	0	1
Skagway Police	0	0	0
Wrangell Police	0	0	2
Bethel Police	0	0	0
**Cordova Police	0	0	0
Kotzebue Police	0	0	1
Palmer Police	0	0	5
North Slope Borough/DPS	0	0	5
Soldotna Police	0	0	0
Homer Police	0	0	4
Kenai Police	0	0	3
Dillingham Police	0	0	0
North Pole Police	0	0	1
*Craig Police	0	0	1
**Seldovia Police	0	0	1
TOTAL	1	0	204

*Reported 6 months data.

**Reported 4 months data.

4-738 (3-16-78)

Bureau Budget No. 43-R0500

LAW ENFORCEMENT OFFICERS KILLED OR ASSAULTED

It is requested this report be completed and transmitted with monthly crime reports to: Director, Federal Bureau of Investigation, Uniform Crime Reports, Washington, D. C. 20535. This form should be used to report the number of your officers who were assaulted or killed in the line of duty during the month. Additional information concerning officers killed will be requested by a separate questionnaire.

OFFICERS KILLED	
Number of your law enforcement officers killed in the line of duty this year	By felonious act <u>1</u>
	By accident or negligence <u>0</u>

Officers Assaulted (Do not include officers killed) - See other side for instructions.

Type of Activity	Total Assaults by Weapon A	Type of Weapon				Type of Assignment							Police Assaults Cleared M
		Firearm B	Knife or Other Cutting Instrument C	Other Dangerous Weapon D	Hands, Fists, Feet, etc. E	Two-Man Vehicle F	One-Man Vehicle		Detective or Special Assign.		Other		
							Alone G	As-sisted H	Alone I	As-sisted J	Alone K	As-sisted L	
1. Responding to "Disturbance" calls (family quarrels, man with gun, etc.)	63	5	0	5	53	4	20	34	2	0	3	0	61
2. Burglaries in progress or pursuing burglary suspects													
3. Robberies in progress or pursuing robbery suspects	1				1		1						1
4. Attempting other arrests	32			2	30	2	10	19		1			32
5. Civil disorder (riot, mass disobedience)	2				2		2						2
6. Handling, transporting, custody of prisoners. . .	32				32	3	14	9			1	5	32
7. Investigating suspicious persons or circumstances	10	1		1	8	1	2	5	1			1	10
8. Ambush - no warning . .	1	1					1						1
9. Mentally deranged	1				1							1	1
10. Traffic pursuits and stops	29	4		2	23	5	8	15			1		27
11. All other	33	2	1		30	2	11	18				2	33
12 TOTAL (1-11)	204	13	1	10	180	17	67	102	3	1	5	9	200

13. Number with personal injury . .	37	1	0	3	33	DO NOT WRITE HERE							Initials
14. Number without personal injury.	167	12	1	7	147								Recorded
													Edited
													Punched
15. Time of assaults													Verified
													Adjusted

12:01 2:00 4:00 6:00 8:00 10:00 12:00

DOJ/FBI

Department of Public Safety

Month and Year

Agency Identifier

Prepared by

Title

Agency

State

Alaska Uniform Crime Report Sec.

Chief, Sheriff, Commissioner, Superintendent

TABLE V
NUMBER OF LAW ENFORCEMENT EMPLOYEES IN ALASKA
AS OF OCTOBER 31, 1983

<u>CITY</u>	<u>LAW ENFORCEMENT OFFICERS</u>	<u>CIVILIAN EMPLOYEES</u>	<u>TOTAL</u>
ANCHORAGE	282	87	369
BETHEL	12	7	19
CORDOVA	7	6	13
CRAIG	3	3	6
DEPT. OF PUBLIC SAFETY	424	433	857
DILLINGHAM	5	6	11
FAIRBANKS	50	21	71
HOMER	9	4	13
HOONAH	3	4	7
JUNEAU	21	19	40
KENAI	13	13	26
KETCHIKAN	33	0	33
KLAWOCK	3	0	3
KODIAK	19	16	35
KOTZEBUE	12	14	26
NOME	8	6	14
NORTH POLE	5	5	10
NORTH SLOPE BOR. (BARROW)	32	20	52
PALMER	8	6	14
PETERSBURG	7	4	11
SELDOVIA	2	0	2
SEWARD	8	14	22
SITKA	15	7	22
SKAGWAY	4	0	4
SOLDOTNA	9	1	10
UNALASKA	14	2	16
VALDEZ	14	5	19
WHITTIER	2	0	2
WRANGELL	7	1	8
TOTAL	1031	704	1735
TOTAL MALE	971	204	1175
TOTAL FEMALE	60	500	560

The 1983 national rate for law enforcement personnel is two officers for each 1000 United States inhabitants. In suburban areas, the national average is 1.9 officers per 1000 population. In Alaska, for 1983, the rate is 2.0 officers, per 1000 population. Nationwide, for all law enforcement personnel, 77 percent were officers and 23 percent were civilian employees. Ninety-four percent of the officers and 37 percent of the civilians were males. In Alaska, 59 percent of the law enforcement personnel were officers and 41 percent were civilian employees. Ninety-four percent of the officers and 29 percent of the civilians were males. It is significant that the varying demographics and jurisdictional characteristics affect the requirements for law enforcement personnel allocations in Alaska. Because of differing service requirements and responsibilities, care should be used when attempting any comparisons of employee rates.

AGENCY ALASKA STATE TROOPER
RETURN A - COUNT OF OFFENSES KNOWN TO POLICE

- MONTH OF- 01/83- 12/83
PAGE NUMBER

(1)	(2)	(3)	(4)	(5)	(6)
CLASSIFICATION OF OFFENSES	OFFENSES REPORTED OR KNOWN	UNFOUNDED, FALSE OR BASELESS	NUMBER OF ACTUAL OFFENSES	TOTAL OFFENSES CLEARED BY ARREST OR EXCEPT	NUMBER OF CLEARANCES PERSONS UNDER
1. CRIMINAL HOMICIDE					
A. MURDER-AND-NONNEG. MANSLAUGHT	36	2	36	23	4
B. MANSLAUGHTER BY NEGLIGENCE	4		4	4	2
TOTAL	40	2	40	27	6
2. FORCIBLE RAPE	142	7	135	78	12
A. RAPE BY FORCE	116	7	109	64	10
B. ATTEMPTS TO COMMIT FORC. RAPE	26		26	14	2
TOTAL	142	7	135	78	12
3. ROBBERY	20		20	9	
A. FIREARM	14		14	7	
B. KNIFE OR CUTTING INSTRUMENT					
C. OTHER DANGEROUS WEAPON					
D. STRONG-ARM (HANDS, FIST, FEET)	6		6	2	
TOTAL	20		20	9	
4. ASSAULT	1709	28	1681	1307	116
A. FIREARM	310	8	302	238	25
B. KNIFE OR CUTTING INSTRUMENT	121	2	119	101	7
C. OTHER DANGEROUS WEAPON	153	1	152	108	13
D. HANDS, FIST, FEET - AGGRAVATED	157	2	155	126	13
E. OTHER ASSAULTS- SIMPLE	968	15	953	734	58
TOTAL	1709	28	1681	1307	116
5. BURGLARY	1618	23	1595	415	183
A. FORCIBLE ENTRY	968	9	959	251	98
B. UNLAWFUL ENTRY- NO FORCE	580	14	566	152	79
C. ATTEMPTED FORCIBLE ENTRY	70		70	12	6
TOTAL	1618	23	1595	415	183
6. LARCENY-THEFT (EXCEPT MOTOR VEH)	2482	65	2417	479	221
7. MOTOR VEHICLE THEFT	566	16	550	171	73
A. AUTOS	152	7	145	47	20
B. TRUCKS AND BUSES	155	2	153	50	15
C. OTHER VEHICLES	259	7	252	74	38
GRAND-TOTAL	6577	141	6436	2486	611

CLASSIFICATION OF OFFENSE	PROPERTY STOLEN BY CLASSIFICATION	
	NUMBER OF ACTUAL OFFENSES	VALUE OF PROPERTY STOLEN
1. MURDER / NONNEG. MANSLAUGHTER	34	\$
2. FORCIBLE RAPE (TOTAL)	135	\$ 35,000
3. ROBBERY		
A. HIGHWAY (STREET, ALLEYS ETC)	7	\$ 7,951
B. COMMERCIAL HOUSE (EX. C,D,F)	1	5,075
C. GAS OR SERVICE STATION		
D. CHAIN STORE	3	250
E. RESIDENCE (ANYWHERE ON PREM)	6	371,777
F. BANK		
G. MISCELLANEOUS	3	348
TOTAL-ROBBERY	20	385,401
4. ASSAULT-NOT APPLICABLE		
5. BURGLARY- BREAKING OR ENTERING		
A. RESIDENCE (DWELLING)		
1. NIGHT (6 P.M. - 6 A.M.)	151	\$ 195,035
2. DAY (6 A.M. - 6 P.M.)	223	244,188
3. UNKNOWN	626	885,510
B. NONRESIDENCE (STORE, OFF, ETC)		
1. NIGHT (6 P.M. - 6 A.M.)	170	\$ 159,913
2. DAY (6 A.M. - 6 P.M.)	27	37,466
3. UNKNOWN	398	525,997
TOTAL-BURGLARY	1595	2,048,109
6. LARCENY- THEFT (EXCEPT VEH)		
A. \$200 AND OVER	1427	\$ 2,346,873
B. \$50 TO \$200	394	73,119
C. UNDER \$50	396	8,565
TOTAL-LARCENY	2417	2,428,557
7. MOTOR VEHICLE THEFT	550	1,679,055
GRAND TOTAL ALL ITEMS		6,576,122
8X. NATURE OF LARCENIES UNDER 6.		
A. PICKET-PICKING	5	\$ 1,660
B. PURSE-SNATCHING	1	150
C. SHOPLIFTING	110	3,328
D. FROM MOTOR VEHICLES	408	270,422
E. MOTOR VEHICLE PARTS AND ACC.	322	137,841
F. BICYCLES	112	24,681
G. FROM BUILDINGS (EXCEPT C&H)	504	471,831
H. FROM ANY COIN-OP MACHINES	13	801
I. ALL OTHER	942	1,517,845
TOTAL-LARCENIES	2417	2,428,557
7X. MOTOR VEHICLES RECOVERED		
A. NUMBER STOLEN LOCALLY AND RECOVERED LOCALLY		380
B. NUMBER STOLEN LOCALLY AND RECOVERED OTHER JURISDICTIONS		25
C. TOTAL LOCALLY STOLEN MOTOR VEHICLES RECOVERED		405
D. NUMBER STOLEN OUT OF TOWN, RECOVERED LOCALLY		51

*** TYPE OF PROPERTY *** (1)	PROPERTY BY TYPE AND VALUE *** VALUE OF PROPERTY STOLEN AND RECOVERED IN YOUR JURISDICTION ***	
	STOLEN (2)	RECOVERED (3)
A. CURRENCY, NOTES, ETC	502,175	\$ 36,726
B. JEWELRY AND PRECIOUS METALS	610,719	62,344
C. CLOTHING AND FURS	418,947	332,674
D. LOCALLY STOLEN MOTOR VEHICLES	1,863,138	1,209,965
E. OFFICE EQUIPMENT	15,590	5,693
F. TELEVISION, RADIOS, CAMERAS, ETC	342,211	70,911
G. FIREARMS	188,788	35,686
H. HOUSEHOLD GOODS	135,778	8,031
I. CONSUMABLE GOODS	70,773	4,920
J. LIVESTOCK	100	0
K. MISCELLANEOUS	2,427,903	387,263
TOTALS	\$ 6,576,122	\$ 2,152,213

AGENCY ALASKA STATE TROOPER
AGE, SEX AND RACE OF PERSONS ARRESTED

Part II data incomplete (offenses 10-29)

OFFENSE CLASS.	SEX	UNDER 18 YEARS OF AGE						TOTAL UND 18	WHITE	** RACE **			
		10/ UND	11 12	13 14	15	16	17			BLACK	AM/INDN	ASIAN	ESKIMO
MURDER 01A	M	1		1				2	1		1		
MANSLAUGHT.01B	M			1	1			2	1		1		
RAPE 02	M	4		9	3	5	1	22	10		12		
ROBBERY 03	M												
AGG. ASSAULT04	M	2	3	8	5	3	8	29	21	1	16		
BURGLARY 05	M	23	38	66	37	47	45	256	181		102	1	
LARCENY 06	M	16	24	53	42	42	34	211	194	3	46		
MV. THEFT 07	M	4	4	15	21	18	27	32	70	1	22		
OTH ASSLTs.08	M		4	8	9	13	24	58	49	5	16		
ARSON 09	M	2		4	4	1	3	12	9		1		
FORGERY 10	M			1	1	2		3	5		2		
FRAUD 11	M			1		1	1	2	2		1		
EMBEZZLMNT.12	M					1		1					
STLN. PROP.13	M			4	2	3	1	10	8	2			
VANDALISM 14	M	15	7	26	11	9	6	74	62		21		
WEAPONS 15	M	1	1	3	2	1	2	9	8	1	1		
PROSTITUT. 16	M			1				1					
SEX OFFNS. 17	M	2	2	6	2	7	7	26	17		9		
DRUG/TOTAL 18	M		2	6	8	17	16	47	46	4	7		
SALE TOTAL	M		1	1	5	1	1	10					
NARCOTICS A	M		1			3	2	5	5		2		
MARIJUANA B	M					2	1	3	3				
SYNTHETIC C	M					1	1	2	1		2		
DANGEROUS D	M		1					1	1				
POSSESS. TOT	M			6	8	14	14	42	41	4	5		
NARCOTICS E	M		1	1	5	1		8					
MARIJUANA F	M		1	6	8	13	14	41	39	4	5		
SYNTHETIC G	M			5		1		7					
DANGEROUS H	M					1		1	2				
GAMBL TOT. 19	M			1				1					
BOOKMAKING	A												
NUMBERS	B												
OTH GAMBL.	C												
FAMILY/CHLD20	M												
DRIV. INFLC.21	M				1	7	25	33	30		9		1
LIQUOR 22	M		3	12	21	61	104	201	203	1	74		
DISORDERLY 24	M		1	7	25	23	22	77	1				
ALL OTHER 26	M	2	3	4	5	12	14	40	34		9	1	
CURFEW 28	M			1	3			4	4				
RUNAWAY 29	M		1	1	2	1		5	19				
TOTAL		79	109	266	227	294	371	1346	975	18	350	2	1

POLICE DISPOSITION OF JUVENILES	1346
1-HANDLED-WITHIN-DEPT-AND-RELEASED	16
2-REFERRED TO JUV. COURT/PROB DEPT.	1330
3-REFERRED TO WELFARE AGENCY	0
4-REFERRED TO OTHER POLICE AGENCY	0
5-REFERRED TO CRIMINAL OR ADULT CRT	0

AGENCY ALASKA STATE TROOPER

Part II data incomplete (offenses 10-29)

AGE, SEX AND RACE OF PERSON ARRESTED

OFFENSE CLASS.	SEX	18 YEARS OF AGE AND OVER															TOT	WHT	BLK	RACE			
		18	19	20	21	22	23	24	25	30	35	40	45	50	55	60				65	OV	IND	ASN
MURDER	M	1	2	1	2	1	1		4	1	4	2	1					23	14		9		
MANSLAUGHT.01B	M									1									1			1	
RAPE	M	2	3	6	8	4	7	5	14	15	7	4	4	2	2	1	1	85	44	5	35	1	
ROBBERY	M	2	1	1	1				1	3	1		1					11	9	1	1	1	
AGG. ASSAULT.04	M	7	13	19	16	23	23	9	99	48	37	20	12	7	5	4		342	183	12	176		
BURGLARY	M	34	23	25	10	8	16	6	25	10	7	3	1		1			169	106	8	62	1	
LARCENY	M	40	30	15	13	19	8	11	25	23	6	10	3	5	2	1		211	173	2	61	5	
MV. THEFT	M	16	11	2	10	5	5	4	9	6	2	1			1			71	42	1	33		
OTH ASSLT.08	M	11	21	21	28	24	29	34	132	74	52	35	18	17	9	4	1	510	294	9	262	2	
ARSON	M	2	2	2	5	2	2	1	11	19	6	1	1	3				57	3	3		2	
FORGERY	M		2		1				2	1	1				1			2	7	9	2	3	
FRAUD	M	1	4	2	2	3	2	4	12	14	4	4	4	3	3			62	60	5	11	1	
EMBEZZL.MNT.12	M	1		2		2	1		2	2		4	1		1			15	1	2			
STLN. PROP.13	M	4	1			3			2	1	1							12	12		3		
VANDALISM	M	10	11	8	6	4	2	4	19	14	11	3	2	4		1		99	71		40		
WEAPONS	M	2	3	3	2	7	5	3	14	11	7	4	6	3	1			12	69	38		32	
PROSTITUT.16	M								1									1					
SEX OFFNS.17	M	2	2	1	1	3	3	3	13	9	7	5	6	4	1			60	31		32		
DRUG/TOTAL	M	14	8	9	11	6	8	7	25	9	8	4	2		1			112	99	5	19		
SALE TOTAL	M	1	1	2	3	1	2	4	6	2	1							23	19	1	7		
NARCOTICS	M	1	1	1	2		1		3		1							9	10		1		
MARIJUANA	M		1	1	1	1	1	4	3	1	1							13	7	1	6		
SYNTHETIC	M																	1					
DANGEROUS	M								1		1							1		2			
POSSESS. TOT	M	13	7	7	8	5	6	3	19	7	7	4	2		1			89	80	4	12		
NARCOTICS	M	1		2	1	1	2	2	3		2	1	1					13	14		2		
MARIJUANA	M	13	6	7	7	4	3	1	16	7	5	3	1		1			74	65	4	9		
SYNTHETIC	M	1					1	1		1								4					
DANGEROUS	M		1			1												2	1		1		
GAMBL TOT.19	M																						
BOOKMAKING	M																						
NUMBERS	M																						
OTH GAMBL.	M																						
FAMILY/CHLD20	M		3	7	4	2		2	2	3								23	15	1	9		
DRIV. INFLC.21	M	33	56	49	70	67	61	64	290	221	132	97	63	57	34	13	13	1320	1343	27	200	6	
LIQUOR	M	119	5	10	4	7	9	5	15	10	7	5	4	2	1	1	1	205	119		129		
DISORDERLY	M	24	2	2	2	2	2	2	3	5	1	1		3	1			43	30	4	29		
ALL OTHER	M	2	1	1	1	1	1	1	3	1	1	1						9					
ALL OTHER	M	12	8	16	15	13	6	18	46	38	19	12	8	2	2	2		217	157	5	77		
ALL OTHER	M	1	2	1	1	2		1	7	1	2	1						22					
TOTAL		356	237	224	229	234	208	205	877	604	359	252	152	131	71	28	16	4183	2854	88	1225	16	

RETURN A - COUNT OF OFFENSES KNOWN TO POLICE

(1) CLASSIFICATION OF OFFENSES	(2) OFFENSES REPORTED OF KNOWN	(3) UNFOUNDED FALSE OR BASELESS	(4) NUMBER OF ACTUAL OFFENSES	(5) TOTAL OFFENSES CLEARED BY ARREST OR EXCEPT	(6) NUMBER OF CLEARANCES PERSONS UNDER 18
1. CRIMINAL HOMICIDE					
A. MURDER AND NONNEG. MANSLAUGHTER	16	0	16	12	0
B. MANSLAUGHTER BY NEGLIGENCE	0	0	0	0	0
2. FORCIBLE RAPE	242	25	217	52	2
A. RAPE BY FORCE	205	20	185	45	2
B. ATTEMPTS TO COMMIT FORC. RAPE	37	5	32	7	0
3. ROBBERY	380	15	373	69	3
A. FIREARM	154	3	151	27	1
B. KNIFE OR CUTTING INSTRUMENT	58	0	58	14	1
C. OTHER DANGEROUS WEAPON	44	4	40	5	0
D. STRONG-ARM (HANDS, FIST, FEET)	132	8	124	23	1
4. ASSAULT	2,365	143	2,222	705	57
A. FIREARM	153	2	151	50	3
B. KNIFE OR CUTTING INSTRUMENT	187	8	179	67	4
C. OTHER DANGEROUS WEAPON	148	0	148	33	6
D. HANDS, FIST, FEET - AGGRAVATED	65	1	64	15	0
E. OTHER ASSAULTS - SIMPLE	1,812	132	1,680	540	44
5. BURGLARY	3,017	128	2,889	197	72
A. FORCIBLE ENTRY	2,178	81	2,097	153	51
B. UNLAWFUL ENTRY - NO FORCE	562	40	522	28	16
C. ATTEMPTED FORCIBLE ENTRY	277	7	270	16	5
6. LARCENY-THEFT (EXCEPT MOTOR VEH) TOTAL	9,018	256	8,762	1,878	753
7. MOTOR VEHICLE THEFT	1,573	140	1,433	101	39
A. AUTOS	850	95	755	57	21
B. TRUCKS AND BUSES	468	36	432	26	7
C. OTHER VEHICLES	255	9	246	18	11
GRAND TOTAL	16,619	707	15,896	3,014	926

PROPERTY STOLEN BY CLASSIFICATION

CLASSIFICATION OF OFFENSES	NUMBER OF ACTUAL OFFENSES	VALUE OF PROPERTY STOLEN
1. MURDER/NONNEG. MANSLAUGHTER	16	\$ 0
2. FORCIBLE RAPE (TOTAL)	217	\$ 0
3. ROBBERY		
A. HIGHWAY (STREET, ALLEYS EXC.)	20	\$ 10,334
B. COMMERCIAL HOUSE (EX. C,D,F)	49	75,269
C. GAS OR SERVICE STATION	8	2,209
D. CHAIN STORE	92	80,573
E. RESIDENCE (ANYWHERE ON PREM)	24	21,508
F. BANK	14	26,489
G. MISCELLANEOUS	166	56,908
TOTAL-ROBBERY	373	273,290
4. ASSAULT-NOT APPLICABLE		
5. BURGLARY-BREAKING OR ENTERING		
A. RESIDENCE (DWELLING)		
1. NIGHT (6 P.M. - 6 A.M.)	475	\$ 694,718
2. DAY (6A.M. - 6 P.M.)	512	642,032
3. UNKNOWN	443	428,134
B. NONRESIDENCE (STORE, OFF, ETC.)		
1. NIGHT (6 P.M. - 6 A.M.)	823	\$ 596,135
2. DAY (6 A.M. - 6 P.M.)	63	41,106
3. UNKNOWN	591	734,767
TOTAL-BURGLARY	2889	3,136,892
6. LARCENY-THEFT (EXCEPT VEH)		
A. \$500 AND OVER	2054	\$2,847,181
B. UNDER \$500	6708	531,289
TOTAL-LARCENY	8762	3,378,470
7. MOTOR VEHICLE THEFT	1433	3,744,000
GRAND TOTAL ALL ITEMS		10,532,652
6X. NATURE OF LARCENIES UNDER 6.		
A. POCKET-PICKING	99	\$ 35,439
B. PURSE-SNATCHING	32	11,835
C. SHOPLIFTING	2073	146,253
D. FROM MOTOR VEHICLES	1875	901,481
E. MOTOR VEHICLE PARTS AND ACC.	518	73,579
F. BICYCLES	889	44,600
G. FROM BUILDINGS (EXCEPT C&H)	2184	1,357,214
H. FROM ANY COIN-OP MACHINES	53	7,654
I. ALL OTHER	1039	800,505
TOTAL-LARCENIES	8762	3,378,470
7X. MOTOR VEHICLES RECOVERED		
A. NUMBER STOLEN LOCALLY AND RECOVERED LOCALLY		1005
B. NUMBER STOLEN LOCALLY AND RECOVERED OTHER JURISDICTIONS		107
C. TOTAL LOCALLY STOLEN MOTOR VEHICLES RECOVERED		1112
D. NUMBER STOLEN OUT OF TOWN, RECOVERED LOCALLY		8

PROPERTY BY TYPE AND VALUE

*** TYPE OF PROPERTY *** *** VALUE OF PROPERTY STOLEN AND RECOVERED IN YOUR JURISDICTION **

(1)	STOLEN (2)	RECOVERED (3)
A. CURRENCY, NOTES, ETC	\$ 787,754	\$ 24,405
B. JEWELRY AND PRECIOUS METALS	1,631,395	112,166
C. CLOTHING AND FURS	332,054	24,463
D. LOCALLY STOLEN MOTOR VEHICLES	3,744,000	3,639,000
E. OFFICE EQUIPMENT	93,474	10,063
F. TELEVISION, RADIOS, CAMERAS, ETC	709,271	42,654
G. FIREARMS	154,589	21,175
H. HOUSEHOLD GOODS	101,910	5,951
I. CONSUMABLE GOODS	40,839	9,652
J. LIVESTOCK	0	0
K. MISCELLANEOUS	2,937,366	382,522
TOTALS	910,532,652	\$ 4,272,051

ANCHORAGE P.D.

PERSONS ARRESTED
 UNDER 18 YEARS OF AGE
 1983 TOTALS

		TOTAL UNDER 18	WHITE	BLACK	OTHER NATIVE	OTHER
MURDER/NONNEG MANSL.	01A	0	0	0	0	0
MANSLAUGHTER BY NEGLIGENCE	01B	0	0	0	0	0
FORCIBLE RAPE	02	1	0	0	1	0
ROBBERY	03	7	4	2	1	0
AGGRAVATED ASSAULT	04	23	15	4	3	1
BURGLARY	05	112	85	6	20	1
LARCENY/THEFT	06	886	687	109	75	15
MOTOR VEHICLE THEFT	07	57	47	3	5	2
OTHER ASSAULTS	08	34	23	4	5	2
ARSON	09	5	3	0	2	0
FORGERY & COUNTERFEITING	10	3	1	1	1	0
FRAUD	11	6	6	0	0	0
EMBEZZLEMENT	12	5	4	0	1	0
STOLEN PROPERTY	13	1	1	0	0	0
VANDALISM	14	71	61	6	3	1
WEAPONS	15	13	11	1	1	0
PROSTITUTION & COMM. VICE	16	2	2	0	0	0
SEX OFFENSES	17	6	6	0	0	0
DRUG OFFENSES	18	200	170	17	9	4
GAMBLING	19	0	0	0	0	0
OFFENSES AGAINST FAMILY	20	0	0	0	0	0
DRIVING UNDER THE INFLUENCE	21	23	17	0	6	0
LIQUOR LAWS	22	111	101	2	7	1
DISORDERLY CONDUCT	24	41	27	3	10	1
ALL OTHER OFFENSES	26	249	217	11	18	3
CURFEW	28	101	81	1	18	1
RUNAWAY	29	0	0	0	0	0
TOTAL		1957	1569	170	186	32

ANCHORAGE P.D.

PERSONS ARRESTED
18 YEARS OF AGE AND OVER
1983 TOTALS

		TOTALS	BLACK WHITE	BLACK NATIVE	OTHER	
MURDER/NONNEG. MANSL.	01A	9	5	3	0	1
MANSLAUGHTER BY NEGLIGENCE	01B	0	0	0	0	0
FORCIBLE RAPE	02	26	18	5	3	0
ROBBERY	03	57	24	19	13	1
AGGRAVATED ASSAULT	04	134	85	21	24	4
BURGLARY	05	109	77	10	22	0
LARCENY/THEFT	06	440	229	81	124	6
MOTOR VEHICLE THEFT	07	21	14	1	6	0
OTHER ASSAULTS	08	385	231	53	95	6
ARSON	09	6	5	0	1	0
FORGERY & COUNTERFEITING	10	20	11	9	0	0
FRAUD	11	76	53	8	14	1
EMBEZZLEMENT	12	2	2	0	0	0
STOLEN PROPERTY	13	5	1	3	1	0
VANDALISM	14	114	68	8	37	1
WEAPONS	15	96	69	11	12	4
PROSTITUTION & COMM. VICE	16	201	88	103	7	3
SEX OFFENSES	17	31	19	1	11	0
DRUG OFFENSES	18	68	52	12	4	0
GAMBLING	19	0	0	0	0	0
OFFENSES AGAINST FAMILY	20	6	3	0	3	0
DRIVING UNDER THE INFLUENCE	21	965	764	53	144	4
LIQUOR LAWS	22	17	15	0	2	0
DISORDERLY CONDUCT	24	428	244	33	146	5
ALL OTHER OFFENSES	26	288	171	31	86	0
TOTALS		3504	2248	465	755	36

RETURN A - COUNT OF OFFENSES KNOWN TO POLICE

(1) CLASSIFICATION OF OFFENSES	(2) OFFENSES REPORTED OR KNOWN	(3) UNFOUNDED, FALSE OR BASELESS	(4) NUMBER OF ACTUAL OFFENSES	(5) TOTAL OFFENSES CLEARED BY ARREST OR EXCEPT	(6) NUMBER OF CLEARANCES PERSONS UNDER 18
1. CRIMINAL HOMICIDE					
A. MURDER AND NONNEG. MANSLAUGHT	4		4	4	1
B. MANSLAUGHTER BY NEGLIGENCE					
2. FORCIBLE RAPE TOTAL	12		12	11	
A. RAPE BY FORCE	10		10	9	
B. ATTEMPTS TO COMMIT FORC. RAPE	2		2	2	
3. ROBBERY TOTAL	2		2	1	
A. FIREARM					
B. KNIFE OR CUTTING INSTRUMENT					
C. OTHER DANGEROUS WEAPON					
D. STRONG-ARM (HANDS, FIST, FEET)	2		2	1	
4. ASSAULT TOTAL	134	2	132	128	1
A. FIREARM	2		2	2	
B. KNIFE OR CUTTING INSTRUMENT	4	1	3	3	
C. OTHER DANGEROUS WEAPON	6		6	6	
D. HANDS, FIST, FEET- AGGRAVATED	85	1	84	80	1
E. OTHER ASSAULTS- SIMPLE	37		37	37	
5. BURGLARY TOTAL	55	5	50	39	2
A. FORCIBLE ENTRY	30	4	26	21	1
B. UNLAWFUL ENTRY- NO FORCE	18	1	17	11	1
C. ATTEMPTED FORCIBLE ENTRY	7		7	7	
6. LARCENY-THEFT (EXCEPT MOTOR VEH) TOTAL	111	3	108	75	
7. MOTOR VEHICLE THEFT TOTAL	55	1	54	38	
A. AUTOS	13		13	12	
B. TRUCKS AND BUSES	3		3	3	
C. OTHER VEHICLES	39	1	38	23	
GRAND TOTAL	373	11	362	296	4

CLASSIFICATION OF OFFENSE	PROPERTY STOLEN BY CLASSIFICATION	
	NUMBER OF ACTUAL OFFENSES	VALUE OF PROPERTY STOLEN
1. MURDER / NONNEG. MANSLAUGHTER	4	\$
2. FORCIBLE RAPE (TOTAL)	12	6
3. ROBBERY		\$
A. HIGHWAY (STREET, ALLEYS ETC)		
B. COMMERCIAL HOUSE (EX. C,D,F)		
C. GAS OR SERVICE STATION		
D. CHAIN STORE		
E. RESIDENCE (ANYWHERE ON PREM)	1	
F. BANK		
G. MISCELLANEOUS	1	
TOTAL-ROBBERY	2	
4. ASSAULT-NOT APPLICABLE		
5. BURGLARY- BREAKING OR ENTERING		
A. RESIDENCE (DRELLING)		
1. NIGHT (6 P.M. - 6 A.M.)	14	\$ 1,730
2. DAY (6 A.M. - 6 P.M.)	17	674
3. UNKNOWN	2	2,500
B. NONRESIDENCE (STORE, OFF, ETC)		
1. NIGHT (6 P.M. - 6 A.M.)	9	6
2. DAY (6 A.M. - 6 P.M.)	6	1,595
3. UNKNOWN	2	400
TOTAL-BURGLARY	30	6,899
6. LARCENY- THEFT (EXCEPT VEH)		
A. \$200 AND OVER	76	\$ 52,533
B. \$50 TO \$200	10	2,353
C. UNDER \$50	22	118
TOTAL-LARCENY	108	55,004
7. MOTOR VEHICLE THEFT	54	122,600
GRAND TOTAL ALL ITEMS		184,503
6X. NATURE OF LARCENIES UNDER 6.		
A. POCKET-PICKING	4	\$ 2,200
B. PURSE-SNATCHING	19	67
C. SHOPLIFTING	32	27
D. FROM MOTOR VEHICLES	1	
E. MOTOR VEHICLE PARTS AND ACC.	1	
F. BICYCLES	5	100
G. FROM BUILDINGS (EXCEPT C&H)	7	4,350
H. FROM ANY COIN-OP MACHINES		
I. ALL OTHER	39	48,260
TOTAL-LARCENIES	108	55,004
7X. MOTOR VEHICLES RECOVERED		
A. NUMBER STOLEN LOCALLY AND RECOVERED LOCALLY		21
B. NUMBER STOLEN LOCALLY AND RECOVERED OTHER JURISDICTIONS		7
C. TOTAL LOCALLY STOLEN MOTOR VEHICLES RECOVERED		28
D. NUMBER STOLEN OUT OF TOWN, RECOVERED LOCALLY		

*** TYPE OF PROPERTY *** (1)	PROPERTY BY TYPE AND VALUE	
	*** VALUE OF PROPERTY STOLEN *** (2)	STOLEN AND RECOVERED IN YOUR JURISDICTION *** RECOVERED (3)
A. CURRENCY, NOTES, ETC	\$ 7,227	\$ 3,540
B. JEWELRY AND PRECIOUS METALS	1,160	100
C. CLOTHING AND FURS	2,514	0
D. LOCALLY STOLEN MOTOR VEHICLES	156,600	37,100
E. OFFICE EQUIPMENT	1,595	0
F. TELEVISION, RADIOS, CAMERAS, ETC	680	0
G. FIREARMS	700	700
H. HOUSEHOLD GOODS	23	23
I. CONSUMABLE GOODS	0	0
J. LIVESTOCK	0	0
K. MISCELLANEOUS	14,004	7,204
TOTALS	\$ 184,503	\$ 98,667

AGENCY BETHEL PD

AGE, SEX AND RACE OF PERSONS ARRESTED

UNDER 18 YEARS OF AGE

OFFENSE CLASS.	SEX	AGE						TOTAL UND 18	RACE					
		10/ UND	11 12	13 14	15	16	17		WHITE	BLACK	AM/INDN	ASIAN	ESKIMO	
MURDER 01A	M						1							1
MANSLAUGHT. 01B	M													
RAPE 02	M						1	1						1
ROBBERY 03	M			1				1						1
AGG. ASSAULT 04	M			1				1						1
BURGLARY 05	M	2				1		3						3
LARCENY 06	M			1		1		2						2
MV. THEFT 07	M						1	1						1
OTH. ASSLT'S. 08	M													
ARSON 09	M													
FORGERY 10	M				1			1						1
FRAUD 11	M													
EMBEZZLMNT. 12	M													
STLN. PROP. 13	M													
VANDALISM 14	M	5	1			1		7						7
WEAPONS 15	M													
PROSTITUT. 16	M													
SEX OFFNS. 17	M						1	1	2					2
DRUG/TOTAL 18	M													
SALE TOTAL	M													
NARCOTICS A	M													
MARIJUANA B	M													
SYNTHETIC C	M													
DANGEROUS D	M													
POSSESS. TOT	M													
NARCOTICS E	M													
MARIJUANA F	M													
SYNTHETIC G	M													
DANGEROUS H	M													
GAMBL TOT. 19	M													
BOOKMAKING A	M													
NUMBERS B	M													
OTH GAMBL. C	M													
FAMILY/CHLD 20	M													
DRIV. INFLC. 21	M				1			1						1
LIQUOR 22	M		2	2	2	2	14	20	1		1			44
DISORDERLY 24	M			1	8	8	7	26						1
ALL OTHER 26	M					1		1	1					1
CURFEW 28	M		1	3			1	4		1				3
RUNAWAY 29	M						3	2						5
TOTAL		7	4	9	12	17	28	77	2		1			74

POLICE DISPOSITION OF JUVENILES	77
1. HANDLED WITHIN DEPT AND RELEASED	0
2. REFERRED TO JUV. COURT/PROB DEPT.	77
3. REFERRED TO WELFARE AGENCY	0
4. REFERRED TO OTHER POLICE AGENCY	0
5. REFERRED TO CRIMINAL OR ADULT CRT	0

AGENCY BETHEL PD

AGE, SEX AND RACE OF PERSON ARRESTED

OFFENSE CLASS.	SEX	18 YEARS OF AGE AND OVER														TOT	WHT	RACE				
		18	19	20	21	22	23	24	25	30	35	40	45	50	55			60	65	OV	BLK	IND
MURDER 01A	M				1				29	34	39	44	49	54	59	64	OV	2	1			1
MANSLAUGHT.01B	M																					
RAPE 02	M		1						1		2	1		1				6	1	1		4
ROBBERY 03	M	1																1				1
AGG. ASSAULT 04	M	1	3	1	2	1		2	12	2	1	2		1		1		29	11			21
BURGLARY 05	M	1	2	1					1		3							3				6
LARCENY 06	M		1	1	1				2	1	6		3	1			1	17	1		2	19
MV. THEFT 07	M		1		1			1	1				1		2			5				1
OTH ASSLT. 08	M						1		1	1								1	1			1
ARSON 09	M																	2				2
FORGERY 10	M																					
FRAUD 11	M																					
EMBEZZLMNT. 12	M																					
STLN. PROP. 13	M																					
VANDALISM 14	M		2	1			1		3		1							7	2			7
WEAPONS 15	M								4									2				4
PROSTITUT. 16	M																	4				4
SEX OFFNS. 17	M	1	1	1	1													4				4
DRUG/TOTAL 18	M					1												1				2
SALE TOTAL	M	1																1				1
NARCOTICS	A																					
MARIJUANA	B																					
SYNTHETIC	C																					
DANGEROUS	D																					
POSSESS. TOT	M					1												1				2
NARCOTICS	E	1																1				1
MARIJUANA	F	1				1												1				1
SYNTHETIC	G																	1				1
DANGEROUS	H																					
GAMBL TOT. 19	M																					
BOOKMAKING	A																					
NUMBERS	B																					
OTH GAMBL.	C																					
FAMILY/CHLD 20	M																					1
DRIV. INFLC. 21	M	1	4	4	4	2	2	3	12	9	2	5	8	2		1		1	7	10		1
LIQUOR 22	M	5	1						2	2	1	1	1					14	8			8
DISORDERLY 24	M	1		1	2	3	2		7	5	1	1	1	2	1			2	3			26
ALL OTHER 26	M	1	1	2	1	2		1	4	3			3					3				16
TOTAL		14	17	14	14	10	4	7	94	25	18	11	17	7	5	2	1	220	38	1	3	178

(1)	(2)	(3)	(4)	(5)	(6)
CLASSIFICATION OF OFFENSES	OFFENSES REPORTED OR KNOWN	UNFOUNDED, FALSE OR BASELESS	NUMBER OF ACTUAL OFFENSES	TOTAL OFFENSES CLEARED BY ARREST OR EXCEPT	NUMBER OF CLEARANCES PERSONS UNDER 18
1. CRIMINAL HOMICIDE					
A. MURDER AND NONNEG. MANSLAUGHTER					
B. MANSLAUGHTER BY NEGLIGENCE					
2. FORCIBLE RAPE					
A. RAPE BY FORCE					
B. ATTEMPTS TO COMMIT FORC. RAPE					
3. ROBBERY					
A. FIREARM					
B. KNIFE OR CUTTING INSTRUMENT					
C. OTHER DANGEROUS WEAPON					
D. STRONG-ARM (HANDS, FIST, FEET)					
4. ASSAULT					
A. FIREARM					
B. KNIFE OR CUTTING INSTRUMENT					
C. OTHER DANGEROUS WEAPON					
D. HANDS, FIST, FEET - AGGRAVATED					
E. OTHER ASSAULTS - SIMPLE					
5. BURGLARY					
A. FORCIBLE ENTRY					
B. UNLAWFUL ENTRY - NO FORCE					
C. ATTEMPTED FORCIBLE ENTRY					
6. LARCENY - THEFT (EXCEPT MOTOR VEH)					
7. MOTOR VEHICLE THEFT					
A. AUTOS					
B. TRUCKS AND BUSES					
C. OTHER VEHICLES					
GRAND TOTAL	73	5	68	20	3

PROPERTY STOLEN BY CLASSIFICATION

CLASSIFICATION OF OFFENSE	NUMBER OF ACTUAL OFFENSES	VALUE OF PROPERTY STOLEN
1. MURDER / NONNEG. MANSLAUGHTER		\$
2. FORCIBLE RAPE (TOTAL)		\$
3. ROBBERY		\$
A. HIGHWAY (STREET, ALLEYS ETC)		
B. COMMERCIAL HOUSE (EX. C,D,F)		
C. GAS OR SERVICE STATION		
D. CHAIN STORE		
E. RESIDENCE (ANYWHERE ON PREM)		
F. BANK		
G. MISCELLANEOUS		
TOTAL - ROBBERY		
4. ASSAULT - NOT APPLICABLE		
5. BURGLARY - BREAKING OR ENTERING		
A. RESIDENCE (DWELLING)		
1. NIGHT (6 P.M. - 6 A.M.)	1	\$
2. DAY (6 A.M. - 6 P.M.)		
3. UNKNOWN		
B. NONRESIDENCE (STORE, OFF, ETC)		
1. NIGHT (6 P.M. - 6 A.M.)	5	\$ 788
2. DAY (6 A.M. - 6 P.M.)		
3. UNKNOWN		
TOTAL - BURGLARY	6	788
6. LARCENY - THEFT (EXCEPT VEH)		
A. \$200 AND OVER	26	\$ 23,875
B. \$50 TO \$200	18	2,669
C. UNDER \$50	5	65
TOTAL - LARCENY	49	26,609
7. MOTOR VEHICLE THEFT		
GRAND TOTAL ALL ITEMS	6	6,500
6X. NATURE OF LARCENIES UNDER 6.		
A. POCKET-PICKING		\$
B. PURSE-SNATCHING		
C. SHOPLIFTING		
D. FROM MOTOR VEHICLES	15	3,785
E. MOTOR VEHICLE PARTS AND ACC.	2	150
F. BICYCLES	5	880
G. FROM BUILDINGS (EXCEPT C&H)	16	9,439
H. FROM ANY COIN-OP MACHINES	1	5
I. ALL OTHER	10	12,350
TOTAL - LARCENIES	49	26,609
7X. MOTOR VEHICLES RECOVERED		
A. NUMBER STOLEN LOCALLY AND RECOVERED LOCALLY		2
B. NUMBER STOLEN LOCALLY AND RECOVERED OTHER JURISDICTIONS		
C. TOTAL LOCALLY STOLEN MOTOR VEHICLES RECOVERED		2
D. NUMBER STOLEN OUT OF TOWN, RECOVERED LOCALLY		

PROPERTY BY TYPE AND VALUE

*** TYPE OF PROPERTY ***	*** VALUE OF PROPERTY STOLEN AND RECOVERED IN YOUR JURISDICTION ***	
(1)	(2)	
STOLEN	RECOVERED	
A. CURRENCY, NOTES, ETC	\$ 421	\$ 146
B. JEWELRY AND PRECIOUS METALS	0	0
C. CLOTHING AND FURS	105	0
D. LOCALLY STOLEN MOTOR VEHICLES	6,500	3,500
E. OFFICE EQUIPMENT	0	0
F. TELEVISION, RADIOS, CAMERAS, ETC	1,050	0
G. FIREARMS	420	0
H. HOUSEHOLD GOODS	50	50
I. CONSUMABLE GOODS	732	60
J. LIVESTOCK	0	0
K. MISCELLANEOUS	24,619	4,600
TOTALS	\$ 33,897	\$ 8,356

AGENCY CORDOVA PD

AGE, SEX AND RACE OF PERSONS ARRESTED

Reported Feb - May only

OFFENSE CLASS.	SEX	UNDER 18 YEARS OF AGE						RACE					
		10/ UND	11 12	13 14	15	16	17	TOTAL UND 18	WHITE	BLACK	AM/INDN	ASIAN	ESKIMO
MURDER 01A	M												
MURDER 01A	F												
MANSLAUGHT.01B	M												
MANSLAUGHT.01B	F												
RAPE 02	M												
RAPE 02	F												
ROBBERY 03	M												
ROBBERY 03	F												
AGG.ASSAULT04	M												
AGG.ASSAULT04	F												
BURGLARY 05	M					1	1				1		
BURGLARY 05	F												
LARCENY 06	M			3			3	2			1		
LARCENY 06	F												
MV. THEFT 07	M												
MV. THEFT 07	F												
OTH ASSLT.08	M												
OTH ASSLT.08	F												
ARSON 09	M												
ARSON 09	F												
FORGERY 10	M												
FORGERY 10	F												
FRAUD 11	M												
FRAUD 11	F												
EMBEZZLMT.12	M												
EMBEZZLMT.12	F												
STLN. PROP.13	M												
STLN. PROP.13	F												
VANDALISM 14	M												
VANDALISM 14	F												
WEAPONS 15	M												
WEAPONS 15	F												
PROSTITUT. 16	M												
PROSTITUT. 16	F												
SEX OFFNS. 17	M												
SEX OFFNS. 17	F												
DRUG/TOTAL 18	M												
DRUG/TOTAL 18	F												
SALE TOTAL	M												
SALE TOTAL	F												
NARCOTICS A	M												
NARCOTICS A	F												
MARIJUANA B	M												
MARIJUANA B	F												
SYNTHETIC C	M												
SYNTHETIC C	F												
DANGEROUS D	M												
DANGEROUS D	F												
POSSESS.TOT	M												
POSSESS.TOT	F												
NARCOTICS E	M												
NARCOTICS E	F												
MARIJUANA F	M												
MARIJUANA F	F												
SYNTHETIC G	M												
SYNTHETIC G	F												
DANGEROUS H	M												
DANGEROUS H	F												
GAMBL TOT. 19	M												
GAMBL TOT. 19	F												
BOOKMAKING A	M												
BOOKMAKING A	F												
NUMBERS B	M												
NUMBERS B	F												
OTH GAMBL. C	M												
OTH GAMBL. C	F												
FAMILY/CHLD20	M												
FAMILY/CHLD20	F												
DRIV.INFLC.21	M												
DRIV.INFLC.21	F												
LIQUOR 22	M					5	2	7	7		2		
LIQUOR 22	F												
DISORDERLY 24	M						2	2					
DISORDERLY 24	F												
ALL OTHER 26	M												
ALL OTHER 26	F												
CURFEW 28	M												
CURFEW 28	F												
RUNAWAY 29	M				2			2	2				
RUNAWAY 29	F												
TOTAL			5	2	6	4	15	11		4			
POLICE DISPOSITION OF JUVENILES			15										
1-HANDLED WITHIN DEPT AND RELEASED			15										
2-REFERRED TO JUV. COURT/PROB DEPT.			0										
3-REFERRED TO WELFARE AGENCY			0										
4-REFERRED TO OTHER POLICE AGENCY			0										
5-REFERRED TO CRIMINAL OR ADULT CRT			0										

AGENCY CORDOVA PD

Reported Feb - May only

AGE, SEX AND RACE OF PERSON ARRESTED

OFFENSE CLASS.	SEX	18 YEARS OF AGE AND OVER														TOT	WHT	BLK	RACE																						
		18	19	20	21	22	23	24	25	30	35	40	45	50	55				60	65	OV	IND	ASN	ESK																	
MURDER 01A	M																																								
MANSLAUGHT. 01B	M																																								
RAPE 02	M																																								
ROBBERY 03	M																																								
AGG. ASSAULT 04	M					1				1																															
BURGLARY 05	M																																								
LARCENY 06	M																										1	1	1												
MV. THEFT 07	M																																								
OTH ASSLT. 08	M									1	1																														
ARSON 09	M																																								
FORGERY 10	M																																								
FRAUD 11	M																																								
EMBEZZLMNT. 12	M																																								
STLN. PROP. 13	M																																								
VANDALISM 14	M		1																																						
WEAPONS 15	M																																								
PROSTITUT. 16	M																																								
SEX OFFNS. 17	M																																								
DRUG/TOTAL 18	M									1	3																														
SALE TOTAL	M																																								
NARCOTICS	A																																								
MARIJUANA	B																																								
SYNTHETIC	C																																								
DANGEROUS	D																																								
POSSESS. TOT	M									1	3																														
NARCOTICS	E																																								
MARIJUANA	F									1	3																														
SYNTHETIC	G																																								
DANGEROUS	H																																								
GAMBL TOT. 19	M																																								
BOOKMAKING	A																																								
NUMBERS	B																																								
OTH GAMBL.	C																																								
FAMILY/CHLD	20																																								
DRIV. INFLC. 21	M	1	1	1						1	3	2																													
LIQUOR 22	M																																								
DISORDERLY 24	M																																								
ALL OTHER 26	M					1				1	1																														
TOTAL		1	2	1	1	1				3	7	6																													

(1)	(2)	(3)	(4)	(5)	(6)
CLASSIFICATION OF OFFENSES	OFFENSES REPORTED OR KNOWN	UNFOUNDED, FALSE OR BASELESS	NUMBER OF ACTUAL OFFENSES	TOTAL OFFENSES CLEARED BY ARREST OR EXCEPT	NUMBER OF CLEARANCES PERSONS UNDER 18
1. CRIMINAL HOMICIDE					
A. MURDER AND NONNEG. MANSLAUGHT					
B. MANSLAUGHTER BY NEGLIGENCE					
2. FORCIBLE RAPE					
A. RAPE BY FORCE					
B. ATTEMPTS TO COMMIT FORC. RAPE					
3. ROBBERY					
A. FIREARM					
B. KNIFE OR CUTTING INSTRUMENT					
C. OTHER DANGEROUS WEAPON					
D. STRONG-ARM (HANDS, FIST, FEET)					
4. ASSAULT	20		20	17	
A. FIREARM					
B. KNIFE OR CUTTING INSTRUMENT	2		2	2	
C. OTHER DANGEROUS WEAPON	3		3	2	
D. HANDS, FIST, FEET- AGGRAVATED	2		2	2	
E. OTHER ASSAULTS- SIMPLE	13		13	11	
5. BURGLARY	4		4	2	
A. FORCIBLE ENTRY	2		2	1	
B. UNLAWFUL ENTRY- NO FORCE	2		2	1	
C. ATTEMPTED FORCIBLE ENTRY					
6. LARCENY-THEFT (EXCEPT MOTOR VEH)TOTAL	21	1	20	13	3
7. MOTOR VEHICLE THEFT	5		5	1	
A. AUTOS	2		2	1	
B. TRUCKS AND BUSES	3		3		
C. OTHER VEHICLES					
GRAND TOTAL	50	1	49	33	3

PROPERTY STOLEN BY CLASSIFICATION		
CLASSIFICATION OF OFFENSE	NUMBER OF ACTUAL OFFENSES	VALUE OF PROPERTY STOLEN
1. MURDER / NONNEG. MANSLAUGHTER		\$
2. FORCIBLE RAPE (TOTAL)		\$
3. ROBBERY		\$
A. HIGHWAY (STREET, ALLEYS ETC)		
B. COMMERCIAL HOUSE (EX. C,D,F)		
C. GAS OR SERVICE STATION		
D. CHAIN STORE		
E. RESIDENCE (ANYWHERE ON PREM)		
F. BANK		
G. MISCELLANEOUS		
TOTAL-ROBBERY		
4. ASSAULT-NOT APPLICABLE		
5. BURGLARY- BREAKING OR ENTERING		
A. RESIDENCE (DWELLING)		
1. NIGHT (6 P.M. - 6 A.M.)	2	\$ 1,040
2. DAY (6 A.M. - 6 P.M.)		
3. UNKNOWN		
B. NONRESIDENCE (STORE, OFF, ETC)		
1. NIGHT (6 P.M. - 6 A.M.)	2	\$ 300
2. DAY (6 A.M. - 6 P.M.)		
3. UNKNOWN		
TOTAL-BURGLARY	4	1,340
6. LARCENY- THEFT (EXCEPT VEH)		
A. \$200 AND OVER	9	\$ 11,650
B. \$50 TO \$200	6	640
C. UNDER \$50	5	37
TOTAL-LARCENY	20	12,327
7. MOTOR VEHICLE THEFT	5	9,700
GRAND TOTAL ALL ITEMS		23,367
6X. NATURE OF LARCENIES UNDER 6.		
A. POCKET-PICKING	1	\$ 200
B. PURSE-SNATCHING		
C. SHOPLIFTING	1	5
D. FROM MOTOR VEHICLES	1	950
E. MOTOR VEHICLE PARTS AND ACC.	1	200
F. BICYCLES	2	50
G. FROM BUILDINGS (EXCEPT C&H)	3	220
H. FROM ANY COIN-OP MACHINES		
I. ALL OTHER	11	10,702
TOTAL-LARCENIES	20	12,327
7X. MOTOR VEHICLES RECOVERED		
A. NUMBER STOLEN LOCALLY AND RECOVERED LOCALLY		5
B. NUMBER STOLEN LOCALLY AND RECOVERED OTHER JURISDICTIONS		
C. TOTAL LOCALLY STOLEN MOTOR VEHICLES RECOVERED		5
D. NUMBER STOLEN OUT OF TOWN, RECOVERED LOCALLY		

PROPERTY BY TYPE AND VALUE		
*** TYPE OF PROPERTY ***	*** VALUE OF PROPERTY STOLEN ***	STOLEN AND RECOVERED IN YOUR JURISDICTION ***
(1)	(2)	RECOVERED (3)
A. CURRENCY, NOTES, ETC	\$ 200	\$ 0
B. JEWELRY AND PRECIOUS METALS	0	0
C. CLOTHING AND FURS	112	62
D. LOCALLY STOLEN MOTOR VEHICLES	9,700	9,700
E. OFFICE EQUIPMENT	0	0
F. TELEVISION, RADIOS, CAMERAS, ETC	1,520	330
G. FIREARMS	300	300
H. HOUSEHOLD GOODS	110	10
I. CONSUMABLE GOODS	15	0
J. LIVESTOCK	0	0
K. MISCELLANEOUS	11,410	10,010
TOTALS	\$ 23,367	\$ 20,412

AGENCY CRAIG PD

AGE, SEX AND RACE OF PERSONS ARRESTED

Reported July - Dec only

OFFENSE CLASS.	SEX	UNDER 18 YEARS OF AGE						TOTAL UND 18	WHITE	BLACK	AM/INDN	ASIAN	ESKIMO
		10/ UND	11 12	12 13	13 14	14 15	15 16						
MURDER 01A	M												
MANSLAUGHT 01B	M												
RAPE 02	M												
ROBBERY 03	M												
AGG. ASSAULT 04	M	1					1			1			
BURGLARY 05	M												
LARCENY 06	M	7					7	3		5			
MV. THEFT 07	M					1	1						
OTH. ASSLTs 08	M												
ARSON 09	M												
EDGERY 10	M												
FRAUD 11	M												
EMBEZZLMNT 12	M												
STLN. PROP. 13	M												
VANDALISM 14	M	1	1	1			3			3			
WEAPONS 15	M						1			1			
PROSTITUI. 16	M												
SEX OFFNS. 17	M												
DRUG/TOTAL 18	M						2	2	1	1			
SALE TOTAL	M												
NARCOTICS A	M												
MARIJUANA B	M												
SYNTHETIC C	M												
DANGEROUS D	M												
POSSESS. TOT	M						2	2	1	1			
NARCOTICS E	M												
MARIJUANA F	M						2	2	1	1			
SYNTHETIC G	M												
DANGEROUS H	M												
GAMBL TOT. 19	M												
BOOKMAKING A	M												
NUMBERS B	M												
OTH GAMBL. C	M												
FAMILY/CHLD 20	M												
DRIV. INFLC. 21	M												
LIQUOR 22	M			2	1	3	4	10	7	8			
DISORDERLY 24	M			1	2	2	5						
ALL OTHER 26	M												
CURFEW 28	M										2		
RUNAWAY 29	M				1	1	2						
TOTAL		9	1	4	5	6	7	32	11	21			

POLICE DISPOSITION OF JUVENILES		
1. HANDLED WITHIN DEPT AND RELEASED		4
2. REFERRED TO JUV. COURT/PROB DEPT.		28
3. REFERRED TO WELFARE AGENCY		0
4. REFERRED TO OTHER POLICE AGENCY		0
5. REFERRED TO CRIMINAL OR ADULT CRT		0

AGENCY CRAIG PD

AGE, SEX AND RACE OF PERSON ARRESTED

Reported July - Dec only

OFFENSE CLASS.	SEX	18 YEARS OF AGE AND OVER														TOT	WHT	BLK	* * RACE * *							
		18	19	20	21	22	23	24	25	30	35	40	45	50	55				60	65	OV	IND	ASH	ESK		
MURDER .01A	M								29	34	39	44	49	54	59	64	OV									
MANSLAUGHT.01B	M																									
RAPE .02	M																									
ROBBERY .03	M																									
AGG. ASSAULT.04	M									2		1	1							5	2			3		
BURGLARY .05	M																									
LARCENY .06	M		2	1					1		1									4	1			5		
MV. THEFT .07	M						1				1									2						
OTH ASSULTS .08	M				1	1						1				1				4	3			1		
ARSON .09	M																									
FORGERY .10	M																									
FRAUD .11	M																									
EMBEZZLMNT.12	M																									
STLN. PROP.13	M																									
VANDALISM .14	M	2																		2	2					
WEAPONS .15	M		1			1				1										3	2			2		
PROSTITUT. 16	M		1																	1						
SEX OFFNS. 17	M																									
DRUG/TOTAL 18	M																									
SALE TOTAL	M																									
NARCOTICS A	M																									
MARIJUANA B	M																									
SYNTHETIC C	M																									
DANGEROUS D	M																									
POSSESS. TOT	M																									
NARCOTICS E	M																									
MARIJUANA F	M																									
SYNTHETIC G	M																									
DANGEROUS H	M																									
GAMBL TOT. 19	M																									
BOOKMAKING A	M																									
NUMBERS B	M																									
OTH GAMBL C	M																									
FAMILY/CHLD20	M																									
DRIV. INELC.21	M					1		1	1	1	2		1					1	1	7	6			2		
LIQUOR .22	M							1												1						
DISORDERLY 24	M	1							2											3	3					
ALL OTHER 26	M						1		2											3	1			2		
TOTAL		3	4	1	1	3	5	8	3	3	1		1	1			1	35	20			15				

(1)	(2)	(3)	(4)	(5)	(6)
CLASSIFICATION OF OFFENSES	OFFENSES REPORTED OR KNOWN	UNFOUNDED, FALSE OR BASELESS	NUMBER OF ACTUAL OFFENSES	TOTAL OFFENSES CLEARED BY ARREST OR EXCEPT	NUMBER OF CLEARANCES PERSONS UNDER 18
1. CRIMINAL HOMICIDE					
A. MURDER AND NONNEG. MANSLAUGHTER					
B. MANSLAUGHTER BY NEGLIGENCE					
2. FORCIBLE RAPE	7	2	5	3	
A. RAPE BY FORCE	3		3	3	
B. ATTEMPTS TO COMMIT FORG. RAPE	4	2	2		
3. ROBBERY	5	2	3		
A. FIREARM	1		1		
B. KNIFE OR CUTTING INSTRUMENT					
C. OTHER DANGEROUS WEAPON					
D. STRONG-ARM (HANDS, FIST, FEET)	4	2	2		
4. ASSAULT	99	9	90	53	
A. FIREARM					
B. KNIFE OR CUTTING INSTRUMENT	3		3	2	
C. OTHER DANGEROUS WEAPON	1		1	1	
D. HANDS, FIST, FEET - AGGRAVATED	19	3	16	10	
E. OTHER ASSAULTS - SIMPLE	76	6	70	40	
5. BURGLARY	64	15	49	6	
A. FORCIBLE ENTRY	21	7	14	3	
B. UNLAWFUL ENTRY - NO FORCE	34	8	26	3	
C. ATTEMPTED FORCIBLE ENTRY	9		9		
6. LARCENY-THEFT (EXCEPT MOTOR VEH) TOTAL	162	9	93	25	2
7. MOTOR VEHICLE THEFT	47	13	34	13	2
A. AUTOS	5		5	2	
B. TRUCKS AND BUSES	11	5	6	2	1
C. OTHER VEHICLES	31	8	23	9	1
GRAND-TOTAL	324	50	274	100	4

CLASSIFICATION OF OFFENSE	PROPERTY STOLEN BY CLASSIFICATION	
	NUMBER OF ACTUAL OFFENSES	VALUE OF PROPERTY STOLEN
1. MURDER / NONNEG. MANSLAUGHTER		\$
2. FORCIBLE RAPE (TOTAL)	5	\$
3. ROBBERY		\$
A. HIGHWAY (STREET, ALLEYS ETC)		
B. COMMERCIAL HOUSE (EX. C,D,F)		
C. GAS OR SERVICE STATION		
D. CHAIN STORE		
E. RESIDENCE (ANYWHERE-ON-PREM)		
F. BANK		
G. MISCELLANEOUS	3	105
TOTAL-ROBBERY	3	105
4. ASSAULT-NOT APPLICABLE		
5. BURGLARY- BREAKING OR ENTERING		
A. RESIDENCE (Dwelling)		
1. NIGHT (6 P.M. - 6 A.M.)	11	\$ 1,170
2. DAY (6 A.M. - 6 P.M.)	3	180
3. UNKNOWN	8	9,600
B. NONRESIDENCE (STORE, OFF, ETC)		
1. NIGHT (6 P.M. - 6 A.M.)	20	\$ 14,645
2. DAY (6 A.M. - 6 P.M.)		
3. UNKNOWN	7	14,796
TOTAL-BURGLARY	49	40,391
6. LARCENY- THEFT (EXCEPT VEH)		
A. \$200 AND OVER	52	\$ 48,539
B. \$50 TO \$200	15	1,608
C. UNDER \$50	26	615
TOTAL-LARCENY	93	50,762
7. MOTOR VEHICLE THEFT	34	143,250
GRAND TOTAL ALL ITEMS		234,508
6X. NATURE OF LARCENIES UNDER 6.		
A. POCKET-PICKING	2	\$ 40
B. PURSE-SNATCHING	1	50
C. SHOPLIFTING	3	7
D. FROM MOTOR VEHICLES	7	429
E. MOTOR-VEHICLE PARTS AND ACC.	4	82
F. BICYCLES	7	875
G. FROM BUILDINGS (EXCEPT C&H)	28	13,128
H. FROM ANY COIN-OP MACHINES		
I. ALL OTHER	41	36,151
TOTAL-LARCENIES	93	50,762
7X. MOTOR VEHICLES RECOVERED		
A. NUMBER STOLEN LOCALLY AND RECOVERED LOCALLY		22
B. NUMBER STOLEN LOCALLY AND RECOVERED OTHER JURISDICTIONS		1
C. TOTAL LOCALLY STOLEN MOTOR VEHICLES RECOVERED		23
D. NUMBER STOLEN OUT OF TOWN, RECOVERED LOCALLY		

*** TYPE OF PROPERTY *** (1)	PROPERTY BY TYPE AND VALUE *** VALUE OF PROPERTY STOLEN AND RECOVERED IN YOUR JURISDICTION ***	
	(2)	(3)
A. CURRENCY, NOTES, ETC	\$ 4,365	\$ 0
B. JEWELRY AND PRECIOUS METALS	12,610	0
C. CLOTHING AND FURS	11,783	100
D. LOCALLY STOLEN MOTOR VEHICLES	147,250	67,500
E. OFFICE EQUIPMENT	0	0
F. TELEVISION, RADIOS, CAMERAS, ETC	24,020	21,550
G. FIREARMS	2,612	950
H. HOUSEHOLD GOODS	350	0
I. CONSUMABLE GOODS	1,818	770
J. LIVESTOCK	0	0
K. MISCELLANEOUS	29,700	6,640
TOTALS	\$ 234,508	\$ 97,510

AGENCY DILLINGHAM PD

AGE, SEX AND RACE OF PERSONS ARRESTED

OFFENSE CLASS.	SEX	UNDER 18 YEARS OF AGE						TOTAL UND 18	** RACE **					
		10/ UND	11 12	13 14	15	16	17		WHITE	BLACK	AM/INDN	ASIAN	ESKIMO	
MURDER 01A	M													
MANSLAUGHT.01B	M													
RAPE 02	M													
ROBBERY 03	M													
AGG. ASSAULT04	M													
BURGLARY 05	M													
LARCENY 06	M		1			1		2						2
MV. THEFT 07	M													
OTH ASSLT.08	M													
ARSON 09	M													
FORGERY 10	M													
FRAUD 11	M													
EMBEZZLMNT.12	M													
STLN. PROP.13	M													
VANDALISM 14	M													
WEAPONS 15	M													
PROSTITUT. 16	M													
SEX OFFNS. 17	M													
DRUG/TOTAL 18	M													
SALE TOTAL	M													
NARCOTICS A	M													
MARIJUANA B	M													
SYNTHETIC C	M													
DANGEROUS D	M													
POSSESS. TOT	M													
NARCOTICS E	M													
MARIJUANA F	M													
SYNTHETIC G	M													
DANGEROUS H	M													
GAMBL TOT. 19	M													
BOOKMAKING A	M													
NUMBERS B	M													
OTH GAMBL. C	M													
FAMILY/CHLD20	M													
DRIV. INFLC. 21	M													
LIQUOR 22	M													
DISORDERLY 24	M					1	1	1	1					4
ALL OTHER 26	M													
CURFEW 28	M													
RUNAWAY 29	M													
TOTAL			1		1	2	2	6						6
POLICE DISPOSITION OF JUVENILES			6											
1. HANDLED WITHIN DEPT AND RELEASED			4											
2. REFERRED TO JUV. COURT/PROB DEPT.			2											
3. REFERRED TO WELFARE AGENCY			0											
4. REFERRED TO OTHER POLICE AGENCY			0											
5. REFERRED TO CRIMINAL OR ADULT CRT			0											

AGENCY DILLINGHAM PD

AGE, SEX AND RACE OF PERSON ARRESTED

SEX	18 YEARS OF AGE AND OVER														TOT	WHT	BLK	* RACE *			
	18	19	20	21	22	23	24	25	30	35	40	45	50	55				60	65	OV	IND
OFFENSE CLASS.																					
MURDER 01A	M																				
MANSLAUGHT.01B	M																				
RAPE 02	M				1			1										2		2	
ROBBERY 03	M																				
AGG. ASSAULT 04	M						1			1								2		1	
BURGLARY 05	M		2		1													3	1	2	
LARCENY 06	M		2			2	1	2	2	1								10	2	1	
MV. THEFT 07	M																				
OTH ASSLT. 08	M		2	2	1	2		1	4	8	2							22	6	3	
ARSON 09	M					1												1			
FORGERY 10	M																				
FRAUD 11	M																				
EMBEZZLMNT. 12	M																				
STLN. PROP. 13	M							2										2	2		
VANDALISM 14	M					1	1											2		2	
WEAPONS 15	M									2								2	2		
PROSTITUT. 16	M																				
SEX OFFNS. 17	M																				
DRUG/TOTAL 18	M																				
SALE TOTAL	M																				
NARCOTICS A	M																				
MARIJUANA B	M																				
SYNTHETIC C	M																				
DANGEROUS D	M																				
POSSESS. TOT	M																				
NARCOTICS E	M																				
MARIJUANA F	M																				
SYNTHETIC G	M																				
DANGEROUS H	M																				
GAMBL TOT. 19	M																				
BOOKMAKING A	M																				
NUMBERS B	M																				
OTH GAMBL. C	M																				
FAMILY/CHLD 20	M																				
DRIV. INFLC. 21	M		3		1	3	1	3	3	6	3	5	2		1	2		32	8	4	
LIQUOR 22	M			1				1		1		1						2		1	
DISORDERLY 24	M		1	2	1		1	2	4	7		2		1				20	5	2	
ALL OTHER 26	M		1	2	1	2	1	2	2	1	3	1	3	3				21	4		
TOTAL			1	12	6	7	10	12	12	24	17	16	6	3	1	2		129	30	8	

RETURN A - COUNT OF OFFENSES KNOWN TO POLICE

(1) CLASSIFICATION OF OFFENSES	(2) OFFENSES REPORTED OF KNOWN	(3) UNFOUNDED FALSE OR BASELESS	(4) NUMBER OF ACTUAL OFFENSES	(5) TOTAL OFFENSES CLEARED BY ARREST OR EXCEPT	(6) NUMBER OF CLEARANCES PERSONS UNDER 18
1. CRIMINAL HOMICIDE					
A. MURDER AND NONNEG. MANSLAUGHT	4	0	4	2	0
B. MANSLAUGHTER BY NEGLIGENCE	1	0	1	0	0
2. FORCIBLE RAPE TOTAL	28	0	28	9	0
A. RAPE BY FORCE	26	0	26	9	0
B. ATTEMPTS TO COMMIT FORC. RAPE	2	0	2	0	0
3. ROBBERY TOTAL	33	0	33	8	0
A. FIREARM	10	0	10	5	0
B. KNIFE OR CUTTING INSTRUMENT	5	0	5	1	0
C. OTHER DANGEROUS WEAPON	4	0	4	1	0
D. STRONG-ARM (HANDS, FIST, FEET)	14	0	14	1	0
4. ASSAULT TOTAL	324	0	324	173	7
A. FIREARM	31	0	31	16	0
B. KNIFE OR CUTTING INSTRUMENT	21	0	21	17	1
C. OTHER DANGEROUS WEAPON	15	0	15	9	0
D. HANDS, FIST, FEET - AGGRAVATED	5	0	5	2	0
E. OTHER ASSAULTS - SIMPLE	252	0	252	129	6
5. BURGLARY TOTAL	264	2	262	29	5
A. FORCIBLE ENTRY	127	0	127	20	5
B. UNLAWFUL ENTRY - NO FORCE	99	2	97	8	0
C. ATTEMPTED FORCIBLE ENTRY	38	0	38	1	0
6. LARCENY-THEFT (EXCEPT MOTOR VEH) TOTAL	1,633	11	1,622	564	168
7. MOTOR VEHICLE THEFT TOTAL	222	22	200	22	4
A. AUTOS	121	16	105	13	2
B. TRUCKS AND BUSES	67	6	61	6	0
C. OTHER VEHICLES	34	0	34	3	2
GRAND TOTAL	2,509	35	2,474	807	184

PROPERTY STOLEN BY CLASSIFICATION

CLASSIFICATION OF OFFENSES	NUMBER OF ACTUAL OFFENSES	VALUE OF PROPERTY STOLEN
1. MURDER / NONNEG. MANSLAUGHTER	4	\$ 0
2. FORCIBLE RAPE (TOTAL)	28	\$ 0
3. ROBBERY		
A. HIGHWAY (STREET, ALLEYS ETC.)	17	\$ 9,574
B. COMMERCIAL HOUSE (EX. C,D,F)	3	3,091
C. GAS OR SERVICE STATION	1	0
D. CLEAN STORE	8	4,650
E. RESIDENCE (ANYWHERE ON PREM)	0	0
F. BANK	0	0
G. MISCELLANEOUS	4	4,763
TOTAL-ROBBERY	33	22,078
4. ASSAULT-NOT APPLICABLE		
5. BURGLARY-BREAKING OR ENTERING		
A. RESIDENCE (DWELLING)		
1. NIGHT (6 P.M. - 6 A.M.)	48	\$ 70,846
2. DAY (6 A.M. - 6 P.M.)	32	24,736
3. UNKNOWN	32	29,836
B. NONRESIDENCE (STORE, OFF, ETC.)		
1. NIGHT (6 P.M. - 6 A.M.)	83	\$ 69,790
2. DAY (6 A.M. - 6 P.M.)	11	4,022
3. UNKNOWN	56	18,181
TOTAL-BURGLARY	262	217,411
6. LARCENY-THEFT (EXCEPT VEH)		
A. \$200 AND OVER	597	\$ 663,560
B. \$50 TO \$200	387	41,648
C. UNDER \$50	638	9,338
TOTAL-LARCENY	1622	714,546
7. MOTOR VEHICLE THEFT	200	738,745
GRAND TOTAL ALL ITEMS		1,692,780
6X. NATURE OF LARCENIES UNDER 6.		
A. POCKET-PICKING	7	\$ 4,364
B. PURSE-SNATCHING	26	10,105
C. SHOPLIFTING	494	15,010
D. FROM MOTOR VEHICLES	238	129,155
E. MOTOR VEHICLE PARTS AND ACC.	43	16,319
F. BICYCLES	192	39,509
G. FROM BUILDINGS (EXCEPT C&H)	484	438,965
H. FROM ANY COIN-OF MACHINES	5	669
I. ALL OTHER	133	60,429
TOTAL-LARCENIES	1622	714,546
7X. MOTOR VEHICLES RECOVERED		
A. NUMBER STOLEN LOCALLY AND RECOVERED LOCALLY		110
B. NUMBER STOLEN LOCALLY AND RECOVERED OTHER JURISDICTIONS		29
C. TOTAL LOCALLY STOLEN MOTOR VEHICLES RECOVERED		139
D. NUMBER STOLEN OUT OF TOWN, RECOVERED LOCALLY		3

PROPERTY BY TYPE AND VALUE

*** TYPE OF PROPERTY ***	STOLEN	RECOVERED
(1)	(2)	(3)
A. CURRENCY, NOTES, ETC.	\$ 239,425	\$ 8,339
B. JEWELRY AND PRECIOUS METALS	221,347	8,095
C. CLOTHING AND FURS	55,153	16,602
D. LOCALLY STOLEN MOTOR VEHICLES	751,162	388,597
E. OFFICE EQUIPMENT	9,820	794
F. TELEVISIONS, RADIOS, STEREOS, ETC.	89,307	7,583
G. FIREARMS	29,429	3,774
H. HOUSEHOLD GOODS	17,122	0
I. CONSUMABLE GOODS	14,071	2,514
J. LIVESTOCK	0	0
K. MISCELLANEOUS	265,944	35,342
TOTALS	\$1,692,780	\$471,639

PERSONS ARRESTED
UNDER 18 YEARS OF AGE
1983 TOTALS

		TOTALS		BLACK	OTHER	
		UNDER	18 WHITE			
MURDER/NONNEG. MANSL.	01A	0	0	0	0	0
MANSLAUGHTER BY NEGLIGENCE	01B	0	0	0	0	0
FORCIBLE RAPE	02	0	0	0	0	0
ROBBERY	03	0	0	0	0	0
AGGRAVATED ASSAULT	04	2	1	0	1	0
BURGLARY	05	18	13	1	4	0
LARCENY/THEFT	06	211	152	29	30	0
MOTOR VEHICLE THEFT	07	14	11	2	1	0
OTHER ASSAULTS	08	10	7	1	2	0
ARSON	09	0	0	0	0	0
FORGERY & COUNTERFEITING	10	2	2	0	0	0
FRAUD	11	4	4	0	0	0
EMBEZZLEMENT	12	0	0	0	0	0
STOLEN PROPERTY	13	1	0	1	0	0
VANDALISM	14	19	17	0	2	0
WEAPONS	15	1	1	0	0	0
PROSTITUTION & COMM. VICE	16	0	0	0	0	0
SEX OFFENSES	17	1	1	0	0	0
DRUG OFFENSES	18	6	4	0	2	0
GAMBLING	19	0	0	0	0	0
OFFENSES AGAINST FAMILY	20	1	0	1	0	0
DRIVING UNDER THE INFLUENCE	21	1	1	0	0	0
LIQUOR LAWS	22	40	21	4	15	0
DISORDERLY CONDUCT	24	10	9	0	1	0
ALL OTHER OFFENSES	26	21	17	0	4	0
CURFEW	28	0	0	0	0	0
RUNAWAY	29	0	0	0	0	0
TOTALS		362	261	39	62	0

FAIRBANKS P.D.

PERSONS ARRESTED
18 YEARS OF AGE AND OVER
1983 TOTALS

		TOTALS	BLACK	OTHER		
		WHITE	NATIVE			
MURDER/NONNEG. MANSL.	01A	1	1	0	0	0
MANSLAUGHTER BY NEGLIGENCE	01B	0	0	0	0	0
FORCIBLE RAPE	02	13	9	0	4	0
ROBBERY	03	14	10	2	2	0
AGGRAVATED ASSAULT	04	43	26	11	6	0
BURGLARY	05	48	30	9	9	0
LARCENY/THEFT	06	437	282	45	108	2
MOTOR VEHICLE THEFT	07	18	8	1	9	0
OTHER ASSAULTS	08	108	64	23	21	0
ARSON	09	1	1	0	0	0
FORGERY & COUNTERFEITING	10	27	15	9	3	0
FRAUD	11	58	16	5	37	0
EMBEZZLEMENT	12	0	0	0	0	0
STOLEN PROPERTY	13	0	0	0	0	0
VANDALISM	14	85	48	8	29	0
WEAPONS	15	51	38	6	7	0
PROSTITUTION & COMM. VICE	16	0	0	0	0	0
SEX OFFENSES	17	78	34	4	40	0
DRUG OFFENSES	18	37	25	4	8	0
GAMBLING	19	0	0	0	0	0
OFFENSES AGAINST FAMILY	20	7	3	1	3	0
DRIVING UNDER THE INFLUENCE	21	327	266	11	50	0
LIQUOR LAWS	22	236	50	6	180	0
DISORDERLY CONDUCT	24	185	85	14	86	0
ALL OTHER OFFENSES	26	460	222	28	209	1
TOTALS		2234	1233	187	811	3

RETURN A - COUNT OF OFFENSES KNOWN TO POLICE

(1)	(2)	(3)	(4)	(5)	(6)
CLASSIFICATION OF OFFENSES	OFFENSES REPORTED OR KNOWN	UNFOUNDED, FALSE OR BASELESS	NUMBER OF ACTUAL OFFENSES	TOTAL OFFENSES CLEARED BY ARREST OR EXCEPT	NUMBER OF CLEARANCES PERSONS UNDER 18
1. CRIMINAL HOMICIDE					
A. MURDER AND NONNEG. MANSLAUGHTER					
B. MANSLAUGHTER BY NEGLIGENCE					
2. FORCIBLE RAPE	TOTAL	1	1		
A. RAPE BY FORCE					
B. ATTEMPTS TO COMMIT FORC. RAPE	1		1		
3. ROBBERY	TOTAL				
A. FIREARM					
B. KNIFE OR CUTTING INSTRUMENT					
C. OTHER DANGEROUS WEAPON					
D. STRONG-ARM (HANDS, FIST, FEET)					
4. ASSAULT	TOTAL	34	2	32	1
A. FIREARM	1		1		
B. KNIFE OR CUTTING INSTRUMENT	2		2	2	
C. OTHER DANGEROUS WEAPON					
D. HANDS, FIST, FEET- AGGRAVATED	6	2	4	3	
E. OTHER ASSAULTS- SIMPLE	25		25	14	1
5. BURGLARY	TOTAL	48	5	43	1
A. FORCIBLE ENTRY	26	2	24	1	1
B. UNLAWFUL ENTRY- NO FORCE	17	2	15	4	
C. ATTEMPTED FORCIBLE ENTRY	5	1	4	1	
6. LARCENY-THEFT (EXCEPT MOTOR VEH)TOTAL	225	21	204	31	15
7. MOTOR VEHICLE THEFT	TOTAL	22	10	12	2
A. AUTOS	16	8	8	2	1
B. TRUCKS AND BUSES	6	2	4	1	1
C. OTHER VEHICLES					
GRAND-TOTAL	530	38	292	59	19

PROPERTY STOLEN BY CLASSIFICATION

CLASSIFICATION OF OFFENSE	NUMBER OF ACTUAL OFFENSES	VALUE OF PROPERTY STOLEN
1. MURDER / NONNEG. MANSLAUGHTER		\$
2. FORCIBLE RAPE (TOTAL)	1	\$
3. ROBBERY		\$
A. HIGHWAY (STREET, ALLEYS ETC)		
B. COMMERCIAL HOUSE (EX. C,D,F)		
C. GAS OR SERVICE STATION		
D. CHAIN STORE		
E. RESIDENCE (ANYWHERE ON PREM)		
F. BANK		
G. MISCELLANEOUS		
TOTAL-ROBBERY		
4. ASSAULT-NOT APPLICABLE		
5. BURGLARY- BREAKING OR ENTERING		
A. RESIDENCE (DWELLING)		
1. NIGHT (6 P.M. - 6 A.M.)	5	\$ 330
2. DAY (6 A.M. - 6 P.M.)	3	350
3. UNKNOWN	11	4,108
B. NONRESIDENCE (STORE, OFF, ETC)		
1. NIGHT (6 P.M. - 6 A.M.)	18	\$ 12,423
2. DAY (6 A.M. - 6 P.M.)	2	1,797
3. UNKNOWN	4	500
TOTAL-BURGLARY	43	19,758
6. LARCENY- THEFT (EXCEPT VEH)		
A. \$200 AND OVER	83	\$ 59,212
B. \$50 TO \$200	72	8,238
C. UNDER \$50	49	891
TOTAL-LARCENY	204	68,341
7. MOTOR VEHICLE THEFT	12	32,000
GRAND TOTAL ALL ITEMS		119,849
6X. NATURE OF LARCENIES UNDER 6.		
A. POCKET-PICKING	1	\$ 300
B. PURSE-SNATCHING	2	35
C. SHOPLIFTING	16	508
D. FROM MOTOR VEHICLES	39	11,507
E. MOTOR VEHICLE PARTS AND ACC.	5	538
F. BICYCLES	10	1,335
G. FROM BUILDINGS (EXCEPT C&H)	41	16,336
H. FROM ANY COIN-OP MACHINES		
I. ALL-OTHER	90	37,782
TOTAL-LARCENIES	204	68,341
7X. MOTOR VEHICLES RECOVERED		
A. NUMBER STOLEN LOCALLY AND RECOVERED LOCALLY		9
B. NUMBER STOLEN LOCALLY AND RECOVERED OTHER JURISDICTIONS		
C. TOTAL LOCALLY STOLEN MOTOR VEHICLES RECOVERED		9
D. NUMBER STOLEN OUT OF TOWN, RECOVERED LOCALLY		

PROPERTY BY TYPE AND VALUE

*** TYPE OF PROPERTY ***	*** VALUE OF PROPERTY STOLEN ***	*** VALUE OF PROPERTY STOLEN AND RECOVERED IN YOUR JURISDICTION ***
(1)	(2)	(3)
A. CURRENCY, NOTES, ETC	\$ 19,718	\$ 108
B. JEWELRY AND PRECIOUS METALS	7,177	380
C. CLOTHING AND FURS	1,155	41
D. LOCALLY STOLEN MOTOR VEHICLES	33,300	32,000
E. OFFICE EQUIPMENT	475	0
F. TELEVISION, RADIOS, CAMERAS, ETC	13,508	479
G. FIREARMS	2,378	750
H. HOUSEHOLD GOODS	1,450	0
I. CONSUMABLE GOODS	5,171	290
J. LIVESTOCK	0	0
K. MISCELLANEOUS	39,517	3,428
TOTALS	\$ 119,849	\$ 37,476

AGENCY HOMER PD

AGE, SEX AND RACE OF PERSONS ARRESTED

OFFENSE CLASS.	SEX	UNDER 18 YEARS OF AGE						TOTAL UND 18	RACE					
		10/ UND	11 12	13 14	15	16	17		WHITE	BLACK	AM/INDN	ASIAN	ESKIMO	
MURDER 01A	M													
	F													
MANSLAUGHT.01B	M													
	F													
RAPE 02	M													
	F													
ROBBERY 03	M													
	F													
AGG. ASSAULT04	M													
	F													
BURGLARY 05	M				1		1	2	2					
	F													
LARCENY 06	M	1	1	6	2			10	16					
	F		1	3		2		6						
MV. THEFT 07	M				1			1	1					
	F													
OTH ASSLT.08	M													
	F													
ARSON 09	M													
	F													
FORGERY 10	M													
	F													
FRAUD 11	M													
	F													
EMBEZZLMT.12	M													
	F													
STLN. PROP.13	M													
	F													
VANDALISM 14	M													
	F													
WEAPONS 15	M													
	F													
PPOSITUT. 16	M													
	F													
SEX OFFNS. 17	M													
	F													
DRUG/TOTAL 18	M			1	1			1	2					
	F													
SALE TOTAL	M			1				1						
	F													
NARCOTICS A	M													
	F													
MARIJUANA B	M													
	F													
SYNTHETIC C	M													
	F													
DANGEROUS D	M													
	F													
POSSESS. TOT	M			1	1			1	2					
	F													
NARCOTICS E	M			1				1						
	F													
MARIJUANA F	M			1	1			1	2					
	F													
SYNTHETIC G	M			1				1						
	F													
DANGEROUS H	M													
	F													
GAMBL TOT. 19	M													
	F													
BOOKMAKING A	M													
	F													
NUMBERS B	M													
	F													
OTH GAMBL. C	M													
	F													
FAMILY/CHLD20	M													
	F													
DRIV. INFLC.21	M						2	2	4	4				
	F													
LIQUOR 22	M				1	3	3	7	10			1		
	F					3	1	4						
DISORDERLY 24	M													
	F													
ALL OTHER 26	M													
	F													
CURFEW 28	M				2	3	3	8	16					
	F			3	1	2	2	8						
RUNAWAY 29	M			1	2	3	1	7	8			1		
	F			2				2						
TOTAL		1	2	18	10	17	13	61	59			2		
POLICE DISPOSITION OF JUVENILES				61										
1-HANDLED WITHIN DEPT AND RELEASED				3										
2-REFERRED TO JUV. COURT/PROB DEPT.				58										
3-REFERRED TO WELFARE AGENCY				0										
4-REFERRED TO OTHER POLICE AGENCY				0										
5-REFERRED TO CRIMINAL OR ADULT CRT				0										

AGENCY HOMER PD

AGE, SEX AND RACE OF PERSON ARRESTED

OFFENSE CLASS.	SEX	18 YEARS OF AGE AND OVER														TOT	WHT	RACE					
		18	19	20	21	22	23	24	25	30	35	40	45	50	55			60	65	OV	BLK	IND	ASH
MURDER 01A	M																						
MANSLAUGHT.01B	M																						
RAPE 02	M																						
ROBBERY 03	M																						
AGG. ASSAULT 04	M		2				1			1	1			1			6	6					
BURGLARY 05	M				1					1							2	1		1			
LARCENY 06	M			2			1			2	1	2					8	11					
MV. THEFT 07	M		1		1									1			3						
OTH ASSLT. 08	M	2		1	1	1				1	3	1					10	11					
ARSON 09	M		1														1						
FORGERY 10	M									1							1	1					
FRAUD 11	M					2											2	2					
EMBEZZLMNT. 12	M																						
STLN. PROP. 13	M																						
VANDALISM 14	M	1		1				1	3								6	4		2			
WEAPONS 15	M								1	1							2	2					
PROSTITUT. 16	M																						
SEX OFFNS. 17	M								1								1	1					
DRUG/TOTAL 18	M	2	1		1	1			1	1							7	8					
SALE TOTAL	M									1							1						
NARCOTICS A	M																						
MARIJUANA B	M																						
SYNTHETIC C	M																						
DANGEROUS D	M																						
POSSESS. TOT	M	2	1		1	1			1	1							7	8					
NARCOTICS E	M									1							1						
MARIJUANA F	M	2	1		1	1			1	1							7	8					
SYNTHETIC G	M									1							1						
DANGEROUS H	M																						
GAMBL TOT. 19	M																						
BOOKMAKING	M																						
NUMBERS	M																						
OTH GAMBL. C	M																						
FAMILY/CHLD 20	M																						
DRIV. INFLC. 21	M	2	2	4	4	3	8	6	34	25	12	8	8	5	1	1	123	142		2	2	2	
LIQUOR 22	M	1	2		2	3		2	7	1	2		1	1		1	25						
DISORDERLY 24	M	1															1						
ALL OTHER 26	M				1					3		1					4	4			1		
	F					1	1	1		3	2						8	8	1				
	F	1															1						
TOTAL		12	10	8	12	11	11	9	52	40	20	8	11	7	1	1	3	216	205	1	5	2	3

RETURN A - COUNT OF OFFENSES KNOWN TO POLICE

(1)	(2)	(3)	(4)	(5)	(6)
CLASSIFICATION OF OFFENSES	OFFENSES REPORTED OR KNOWN	UNFOUNDED, FALSE OR BASELESS	NUMBER OF ACTUAL OFFENSES	TOTAL OFFENSES CLEARED BY ARREST OR EXCEPT	NUMBER OF CLEARANCES PERSONS UNDER 18
1. CRIMINAL HOMICIDE					
A. MURDER AND NONNEG. MANSLAUGHTER				1	
B. MANSLAUGHTER BY NEGLIGENCE					
TOTAL	1		1	1	
2. FORCIBLE RAPE					
A. RAPE BY FORCE	1		1	1	
B. ATTEMPTS TO COMMIT FORC. RAPE					
TOTAL	1		1	1	
3. ROBBERY					
A. FIREARM					
B. KNIFE OR CUTTING INSTRUMENT					
C. OTHER DANGEROUS WEAPON					
D. STRONG-ARM (HANDS, FIST, FEET)					
TOTAL					
4. ASSAULT					
A. FIREARM	237	21	216	125	1
B. KNIFE OR CUTTING INSTRUMENT	3		3	3	
C. OTHER DANGEROUS WEAPON	2		2	1	
D. HANDS, FIST, FEET- AGGRAVATED	1		1	1	
E. OTHER ASSAULTS- SIMPLE	21	19	2	8	
TOTAL	210	2	208	112	1
5. BURGLARY					
A. FORCIBLE ENTRY	99	4	95	19	1
B. UNLAWFUL ENTRY- NO FORCE	56	2	54	14	1
C. ATTEMPTED FORCIBLE ENTRY	30	1	29	3	
	13	1	12	2	
TOTAL	198	8	190	38	2
6. LARCENY-THEFT (EXCEPT MOTOR VEH)	484	9	475	76	17
7. MOTOR VEHICLE THEFT					
A. AUTOS	29	5	24	14	1
B. TRUCKS AND BUSES	19	3	16	10	1
C. OTHER VEHICLES	8	1	7	4	
	2	1	1		
TOTAL	50	9	41	28	2
GRAND TOTAL	850	39	811	236	20

PROPERTY STOLEN BY CLASSIFICATION

CLASSIFICATION OF OFFENSE	NUMBER OF ACTUAL OFFENSES	VALUE OF PROPERTY STOLEN
1. MURDER / NONNEG. MANSLAUGHTER		\$
2. FORCIBLE RAPE (TOTAL)	1	\$
3. ROBBERY		\$
A. HIGHWAY (STREET, ALLEYS-ETC)		
B. COMMERCIAL HOUSE (EX. C,D,F)		
C. GAS OR SERVICE STATION		
D. CHAIN STORE		
E. RESIDENCE (ANYWHERE ON PREM)		
F. BANK		
G. MISCELLANEOUS		
TOTAL-ROBBERY		
4. ASSAULT-NOT APPLICABLE		
5. BURGLARY- BREAKING OR ENTERING		
A. RESIDENCE (DWELLING)		
1. NIGHT (6 P.M. - 6 A.M.)	23	\$ 3,585
2. DAY (6 A.M. - 6 P.M.)	4	31
3. UNKNOWN	13	6,659
B. NONRESIDENCE (STORE, OFF, ETC)		
1. NIGHT (6 P.M. - 6 A.M.)	33	\$ 7,041
2. DAY (6 A.M. - 6 P.M.)	3	
3. UNKNOWN	19	16,040
TOTAL-BURGLARY	95	33,356
6. LARCENY- THEFT (EXCEPT VEH)		
A. \$200 AND OVER	193	\$ 145,626
B. \$50 TO \$200	163	17,703
C. UNDER \$50	119	3,167
TOTAL-LARCENY	475	166,496
7. MOTOR VEHICLE THEFT	24	96,250
GRAND TOTAL ALL ITEMS		296,102
6X. NATURE OF LARCENIES UNDER 6.		
A. POCKET-PICKING	4	\$ 180
B. PURSE-SNATCHING	5	670
C. SHOPLIFTING	32	1,691
D. FROM MOTOR VEHICLES	105	25,401
E. MOTOR VEHICLE PARTS AND ACC.	39	5,278
F. BICYCLES	49	11,801
G. FROM BUILDINGS (EXCEPT C&H)	187	86,385
H. FROM ANY COIN-OP MACHINES		
I. ALL OTHER	54	35,090
TOTAL-LARCENIES	475	166,496
7X. MOTOR VEHICLES RECOVERED		
A. NUMBER STOLEN LOCALLY AND RECOVERED LOCALLY		18
B. NUMBER STOLEN LOCALLY AND RECOVERED OTHER JURISDICTIONS		
C. TOTAL LOCALLY STOLEN MOTOR VEHICLES RECOVERED		18
D. NUMBER STOLEN OUT OF TOWN, RECOVERED LOCALLY		1

PROPERTY BY TYPE AND VALUE

*** VALUE OF PROPERTY STOLEN AND RECOVERED IN YOUR JURISDICTION ***

*** TYPE OF PROPERTY ***	(1)	(2)	(3)
	STOLEN	RECOVERED	
A. CURRENCY, NOTES, ETC	\$ 24,352	\$	142
B. JEWELRY AND PRECIOUS METALS	35,188		13,082
C. CLOTHING AND FURS	13,513		3,722
D. LOCALLY STOLEN MOTOR VEHICLES	96,250		85,530
E. OFFICE EQUIPMENT	2,705		222
F. TELEVISION, RADIOS, CAMERAS, ETC	27,479		1,803
G. FIREARMS	6,387		2,100
H. HOUSEHOLD GOODS	2,040		0
I. CONSUMABLE GOODS	11,713		71
J. LIVESTOCK	0		0
K. MISCELLANEOUS	76,475		19,600
TOTALS	\$ 296,102	\$	126,272

AGENCY JUNEAU PD

AGE, SEX AND RACE OF PERSONS ARRESTED

OFFENSE CLASS.	SEX	UNDER 18 YEARS OF AGE						TOTAL UND 18	** RACE **					
		10/ UND	11 12	13 14	15	16	17		WHITE	BLACK	AM/INDN	ASIAN	ESKIMO	
MURDER 01A	M													
MANSLAUGHT. 01B	M													
RAPE 02	F													
ROBBERY 03	F													
AGG. ASSAULT 04	M													
BURGLARY 05	M						8	8	8					
LARCENY 06	M		3	7	6	1		17	10		15			
MV. THEFT 07	M	1	1	1	2	3		8					1	
OTH ASSLT. 08	M					1		1					1	
ARSON 09	M													
FORGERY 10	M													
FRAUD 11	M						1	1	1					
EMBEZZLMNT. 12	M													
STLN. PROP. 13	M						1	1	1					
VANDALISM 14	M			3		1	1	5	8		1			
WEAPONS 15	M		1	2		1		4						
PROSTITUT. 16	M													
SEX OFFNS. 17	M													
DRUG/TOTAL 18	M			6	2	1	1	10	7	1	3			
SALE TOTAL	M							1						
NARCOTICS A	M					1		1	1					
MARIJUANA B	M									1				
SYNTHETIC C	M					1		1						
DANGEROUS D	M													
POSSESS. TOT	M			6	2	1	1	10	6	1	3			
NARCOTICS E	M													
MARIJUANA F	M			6	2	1	1	10	6	1	3			
SYNTHETIC G	M													
DANGEROUS H	M													
GAMBL TOT. 19	M													
BOOKMAKING A	M													
NUMBERS B	M													
OTH GAMBL. C	M													
FAMILY/CHLD 20	M													
DRIV. INFLC. 21	M						1	1	2	1			1	
LIQUOR 22	M			5	12	14	38	69	48	1	51			
DISORDERLY 24	M			10	6	5	10	31						
ALL OTHER 26	M			1	1		1	2	2		2			
CURFEW 28	M													
RUNAWAY 29	M								1					
TOTAL		1	5	36	30	30	62	164	87	2	75			
POLICE DISPOSITION OF JUVENILES				164										
1-HANDLED WITHIN DEPT AND RELEASED				0										
2-REFERRED TO JUV. COURT/PROB DEPT.				164										
3-REFERRED TO WELFARE AGENCY				0										
4-REFERRED TO OTHER POLICE AGENCY				0										
5-REFERRED TO CRIMINAL OR ADULT CRT				0										

AGENCY JUNEAU PD

AGE, SEX AND RACE OF PERSON ARRESTED

OFFENSE CLASS.	SEX	18 YEARS OF AGE AND OVER														TOT	WHT	RACE					
		18	19	20	21	22	23	24	25	30	35	40	45	50	55			60	65	OV	BLK	IND	ASN
MURDER 01A	M			1					29	34	39	44	49	54	59	64	OV	2			2		
MANSLAUGHT. 01B	M																						
RAPE 02	M											1						1	1				
ROBBERY 03	M																						
AGG. ASSAULT 04	M	1	1	2	1	3	1	3	7	5	7	2			2			35	14	2	25		
BURGLARY 05	M	4	2	1	2	2		1	3	2	1	1						15	8		7		
LARCENY 06	M		1	2		1	1	1	4			2	1		1			14	8		11		
MV. THEFT 07	M		1		1		1	1	1				1					5	2	1	2		
OTH ASSLT. 08	M	3	2		2	2	3	4	11	9	12	1	2	1				52	29		31		
ARSON 09	M		1	1		1	1	1	1	1						1		8	1				
FORGERY 10	M																	1	1				
FRAUD 11	M			1		1			2	3	3	1	1	1				13	8	1	7	1	
EMBEZZLMNT. 12	M							1	2	2				1				4					
STLN. PROP. 13	M			1						1								2	1		1		
VANDALISM 14	M		1		1		1	2	2	1	1	1	1					11	6		7		
WEAPONS 15	M							1	3		1	1						6	3	1	2		
PROSTITUT. 16	M																						
SEX OFFNS. 17	M		1	1					2									4	1		5		
DRUG/TOTAL 18	M	1		1	1	4	2	8	8	9	3							28	25	1	6		
SALE TOTAL	M	1				1			1									3	2	1			
NARCOTICS A	M								1									1		1			
MARIJUANA B	M	1				1												2	2				
SYNTHETIC C	M																						
DANGEROUS D	M																						
POSSESS. TOT	M			1		3	2	8	8	3								25	23		6		
NARCOTICS E	M			1	1	1	2	3	3	1								11	11		1		
MARIJUANA F	M				1	2		5	5	2								14	12		5		
SYNTHETIC G	M			1				1	1									3					
DANGEROUS H	M																						
GAMBL TOT. 19	M																						
BOOKMAKING A	M																						
NUMBERS B	M																						
OTH GAMBL. C	M																						
FAMILY/CHLD 20	M																						
DRIV. INFLC. 21	M	4	3	5	10	3	2	3	20	18	16	10	3	2	2	2	1	104	95	1	19	2	
LIQUOR 22	M	36	2	3	3	2	4	18	11	7	3	3	2					13	94	40	69		
DISORDERLY 24	M	8			1	1	1	1	1	2			1					15	50	21	50	1	
ALL OTHER 26	M		2	2	2	3	3	2	15	13	5	11	5	2	1	1		22	67	28	1	63	
TOTAL		57	22	32	27	34	32	26	132	91	74	41	19	10	6	4	1	608	290	7	307	2	2

(1)	(2)	(3)	(4)	(5)	(6)
CLASSIFICATION OF OFFENSES	OFFENSES REPORTED OR KNOWN	UNFOUNDED, FALSE OR BASELESS	NUMBER OF ACTUAL OFFENSES	TOTAL OFFENSES CLEARED BY ARREST OR EXCEPT	NUMBER OF CLEARANCES PERSONS UNDER 18
1. CRIMINAL HOMICIDE					
A. MURDER AND NONNEG. MANSLAUGHTER					
B. MANSLAUGHTER BY NEGLIGENCE					
2. FORCIBLE RAPE	TOTAL	2	1	1	
A. RAPE BY FORCE		2	1	1	
B. ATTEMPTS TO COMMIT FORC. RAPE					
3. ROBBERY	TOTAL	6	1	5	1
A. FIREARM		3	1	2	1
B. KNIFE OR CUTTING INSTRUMENT		2		2	
C. OTHER DANGEROUS WEAPON					
D. STRONG-ARM (HANDS, FIST, FEET)		1		1	
4. ASSAULT	TOTAL	101	5	96	4
A. FIREARM		2		2	
B. KNIFE OR CUTTING INSTRUMENT		6		6	
C. OTHER DANGEROUS WEAPON		5	1	4	1
D. HANDS, FIST, FEET- AGGRAVATED		58	3	55	1
E. OTHER ASSAULTS- SIMPLE		30	1	29	2
5. BURGLARY	TOTAL	105	21	84	2
A. FORCIBLE ENTRY		57	3	54	15
B. UNLAWFUL ENTRY- NO FORCE		28	7	21	4
C. ATTEMPTED FORCIBLE ENTRY		20	11	9	1
6. LARCENY-THEFT (EXCEPT MOTOR VEH)TOTAL		292	18	274	52
7. MOTOR VEHICLE THEFT	TOTAL	54	14	40	11
A. AUTOS		15	5	10	4
B. TRUCKS AND BUSES		25	8	17	6
C. OTHER VEHICLES		14	1	13	1
GRAND-TOTAL		560	60	500	170

PROPERTY STOLEN BY CLASSIFICATION

CLASSIFICATION OF OFFENSE	NUMBER OF ACTUAL OFFENSES	VALUE OF PROPERTY STOLEN
1. MURDER / NONNEG. MANSLAUGHTER		\$
2. FORCIBLE RAPE (TOTAL)	1	\$
3. ROBBERY		\$
A. HIGHWAY-(STREET, ALLEYS-ETC)		
B. COMMERCIAL HOUSE (EX. C,D,F)	1	230
C. GAS OR SERVICE STATION		
D. CHAIN STORE	2	1,550
E. RESIDENCE-(ANYWHERE-ON-PREM)		
F. BANK	1	580
G. MISCELLANEOUS	1	
TOTAL-ROBBERY	5	2,410
4. ASSAULT-NOT APPLICABLE		
5. BURGLARY- BREAKING OR ENTERING		
A. RESIDENCE-(Dwelling)		
1. NIGHT (6 P.M. - 6 A.M.)	20	\$ 8,408
2. DAY (6 A.M. - 6 P.M.)	9	2,452
3. UNKNOWN	11	6,127
B. NONRESIDENCE-(STORE,OFF,ETC)		
1. NIGHT (6 P.M. - 6 A.M.)	34	\$ 17,056
2. DAY (6 A.M. - 6 P.M.)	2	25
3. UNKNOWN	8	5,710
TOTAL-BURGLARY	84	39,803
6. LARCENY- THEFT (EXCEPT VEH)		
A. \$200 AND OVER	128	\$ 162,076
B. \$50 TO \$200	71	7,759
C. UNDER \$50	75	1,444
TOTAL-LARCENY	274	171,279
7. MOTOR-VEHICLE-THEFT	40	129,600
GRAND TOTAL ALL ITEMS		343,097
6X. NATURE OF LARCENIES UNDER 6.		
A. POCKET-PICKING	1	\$ 100
B. PURSE-SNATCHING	2	624
C. SHOPLIFTING	25	298
D. FROM MOTOR VEHICLES	85	42,882
E. MOTOR-VEHICLE PARTS-AND ACC.	9	950
F. BICYCLES	26	4,474
G. FROM BUILDINGS (EXCEPT C&H)	78	67,063
H. FROM ANY COIN-OP MACHINES	1	100
I. ALL OTHER	47	34,808
TOTAL-LARCENIES	274	171,279
7X. MOTOR VEHICLES RECOVERED		
A. NUMBER STOLEN LOCALLY AND RECOVERED LOCALLY		24
B. NUMBER STOLEN LOCALLY AND RECOVERED OTHER JURISDICTIONS		9
C. TOTAL LOCALLY STOLEN MOTOR VEHICLES RECOVERED		33
D. NUMBER STOLEN OUT OF TOWN, RECOVERED LOCALLY		2

PROPERTY BY TYPE AND VALUE

*** TYPE OF PROPERTY ***	*** VALUE OF PROPERTY STOLEN ***	*** RECOVERED ***
(1)	(2)	(3)
A. CURRENCY, NOTES, ETC	\$ 25,569	\$ 1,614
B. JEWELRY AND PRECIOUS METALS	21,178	1,916
C. CLOTHING AND FURS	10,640	1,214
D. LOCALLY STOLEN MOTOR VEHICLES	134,250	82,600
E. OFFICE EQUIPMENT	1,435	233
F. TELEVISION, RADIOS, CAMERAS, ETC	18,107	2,518
G. FIREARMS	6,963	1,555
H. HOUSEHOLD GOODS	5,185	0
I. CONSUMABLE GOODS	1,925	129
J. LIVESTOCK	0	0
K. MISCELLANEOUS	117,845	46,221
TOTALS	\$ 343,097	\$ 138,000

AGENCY KENAI PD

AGE, SEX AND RACE OF PERSONS ARRESTED

OFFHSE CLASS.	SEX	AGE						RACE					
		10/ UND	11 12	13 14	15	16	17	TOTAL UND 18	WHITE	BLACK	AM/INDN	ASIAN	ESKIMO
MURDER 01A	M												
MURDER 01A	F												
MANSLAUGHT. 01B	M												
MANSLAUGHT. 01B	F												
RAPE 02	M												
RAPE 02	F												
ROBBERY 03	M												
ROBBERY 03	F												
AGG. ASSAULT 04	M												
AGG. ASSAULT 04	F												
BURGLARY 05	M			1		4	2	7	7				
BURGLARY 05	F												
LARCENY 06	M		3	3	3	1	1	11	15			1	
LARCENY 06	F			2	2		1	5					
MV. THEFT 07	M			1	3	1	1	6	7				
MV. THEFT 07	F			1				1					
OTH ASSLT. 08	M					1		1				1	
OTH ASSLT. 08	F												
ARSON 09	M												
ARSON 09	F												
FORGERY 10	M												
FORGERY 10	F												
FRAUD 11	M												
FRAUD 11	F												
EMBEZZLMNT. 12	M												
EMBEZZLMNT. 12	F												
STLN. PROP. 13	M			2				2	2				
STLN. PROP. 13	F												
VANDALISM 14	M			1	1	4	1	7	7				
VANDALISM 14	F												
WEAPONS 15	M												
WEAPONS 15	F												
PROSTITUT. 16	M												
PROSTITUT. 16	F												
SEX OFFNS. 17	M												
SEX OFFNS. 17	F												
DRUG/TOTAL 18	M			2	1	1	1	5	8				
DRUG/TOTAL 18	F		1	2				3					
SALE TOTAL	M					1	1	2	2				
SALE TOTAL	F												
HARCOTICS A	M												
HARCOTICS A	F												
MARIJUANA B	M					1	1	2	2				
MARIJUANA B	F												
SYNTHETIC C	M												
SYNTHETIC C	F												
DANGEROUS D	M												
DANGEROUS D	F												
POSSESS. TOT	M			2	1			3	6				
POSSESS. TOT	F		1	2				3					
NARCOTICS E	M												
NARCOTICS E	F												
MARIJUANA F	M			2	1			3	6				
MARIJUANA F	F		1	2				3					
SYNTHETIC G	M												
SYNTHETIC G	F												
DANGEROUS H	M												
DANGEROUS H	F												
GAMBL TOT. 19	M												
GAMBL TOT. 19	F												
BOOKMAKING A	M												
BOOKMAKING A	F												
NUMBERS B	M												
NUMBERS B	F												
OTH GAMBL. C	M												
OTH GAMBL. C	F												
FAMILY/CHLD 20	M												
FAMILY/CHLD 20	F												
DRIV. INFLC. 21	M						1	1	1				
DRIV. INFLC. 21	F												
LIQUOR 22	M			1		1	4	10	17			2	
LIQUOR 22	F							3	8				
DISORDERLY 24	M												
DISORDERLY 24	F												
ALL OTHER 26	M												
ALL OTHER 26	F												
CURFEW 28	M												
CURFEW 28	F												
RUNAWAY 29	M			2	1		1	3	4				
RUNAWAY 29	F							1					
TOTAL			4	18	12	17	21	72	68			4	
POLICE DISPOSITION OF JUVENILES				72									
1-HANDLED WITHIN DEPT AND RELEASED				1									
2-REFERRED TO JUV. COURT/PROB DEPT.				70									
3-REFERRED TO WELFARE AGENCY				1									
4-REFERRED TO OTHER POLICE AGENCY				0									
5-REFERRED TO CRIMINAL OR ADULT CRT				0									

AGENCY KENAI PD

AGE, SEX AND RACE OF PERSON ARRESTED

OFFENSE CLASS.	SEX	18 YEARS OF AGE AND OVER														TOT	WHT	RACE				
		18	19	20	21	22	23	24	25	30	35	40	45	50	55			60	65	OV	BLK	IND
MURDER	01A M																					
MANSLAUGHT.	01B M																					
RAPE	02 M																					
ROBBERY	03 M																					
AGG. ASSAULT	04 M																					
BURGLARY	05 M																					
LARCENY	06 M																					
MV. THEFT	07 M																					
OTH ASSLT.	08 M																					
ARSON	09 M																					
FORGERY	10 M																					
FRAUD	11 M																					
EMBEZZLMNT.	12 M																					
STLN. PROP.	13 M																					
VANDALISM	14 M																					
WEAPONS	15 M																					
PROSTITU'	16 M																					
SEX OFFNS.	17 M																					
DRUG/TOTAL	18 M																					
SALE TOTAL	M																					
HARCOTICS	A M																					
MARIJUANA	B M																					
SYNTHETIC	C M																					
DANGEROUS	D M																					
POSSESS. TOT	E M																					
HARCOTICS	F M																					
MARIJUANA	G M																					
SYNTHETIC	H M																					
DANGEROUS	I M																					
GAMBL TOT.	19 M																					
BOOKMAKING	A M																					
NUMBERS	B M																					
OTH GAMBL.	C M																					
FAMILY/CHLD	20 M																					
DRIV. INFLC.	21 M																					
LIQUOR	22 M																					
DISORDERLY	24 M																					
ALL OTHER	26 M																					
TOTAL																						

RETURN A - COUNT OF OFFENSES KNOWN TO POLICE

(1)	(2)	(3)	(4)	(5)	(6)
CLASSIFICATION OF OFFENSES	OFFENSES REPORTED OR KNOWN	UNFOUNDED, FALSE OR BASELESS	NUMBER OF ACTUAL OFFENSES	TOTAL OFFENSES CLEARED BY ARREST OR EXCEPT	NUMBER OF CLEARANCES PERSONS UNDER 18
1. CRIMINAL HOMICIDE					
A. MURDER AND NONNEG. MANSLAUGHTER	1		1	1	
B. MANSLAUGHTER BY NEGLIGENCE					
2. FORCIBLE RAPE	11	1	10	4	
A. RAPE-BY-FORCE	8		8	1	
B. ATTEMPTS TO COMMIT FORC. RAPE	3	1	2	3	
3. ROBBERY	6		6		
A. FIREARM	1		1		
B. KNIFE OR CUTTING INSTRUMENT	3		3		
C. OTHER DANGEROUS WEAPON	1		1		
D. STRONG-ARM (HANDS, FIST, FEET)	1		1		
4. ASSAULT	220		220	132	5
A. FIREARM	6		6	5	
B. KNIFE OR CUTTING INSTRUMENT	12		12	9	
C. OTHER DANGEROUS WEAPON	7		7	1	
D. HANDS, FIST, FEET- AGGRAVATED	62		62	32	2
E. OTHER ASSAULTS- SIMPLE	133		133	85	3
5. BURGLARY	80	1	79	14	7
A. FORCIBLE ENTRY	31		31	7	4
B. UNLAWFUL ENTRY- NO FORCE	40	1	39	6	3
C. ATTEMPTED FORCIBLE ENTRY	9		9	1	
6. LARCENY-THEFT (EXCEPT MOTOR VEH)TOTAL	581	7	574	133	75
7. MOTOR VEHICLE THEFT	33	1	32	2	1
A. AUTOS	14	1	13	1	1
B. TRUCKS AND BUSES	7		7	1	
C. OTHER VEHICLES	12		12		
GRAND-TOTAL	932	10	922	286	88

CLASSIFICATION OF OFFENSE	PROPERTY STOLEN BY CLASSIFICATION	
	NUMBER OF ACTUAL OFFENSES	VALUE OF PROPERTY STOLEN
1. MURDER / NONNEG. MANSLAUGHTER	1	\$
2. FORCIBLE RAPE (TOTAL)	10	\$
3. ROBBERY		
A. HIGHWAY-(STREET, ALLEYS-ETC)	1	\$ 22
B. COMMERCIAL HOUSE (EX. C,D,F)		
C. GAS OR SERVICE STATION		
D. CHAIN STORE	3	435
E. RESIDENCE-(ANYWHERE-ON-PREM)	1	
F. BANK		
G. MISCELLANEOUS	1	130
TOTAL-ROBBERY	6	587
4. ASSAULT-NOT APPLICABLE		
5. BURGLARY- BREAKING OR ENTERING		
A. RESIDENCE-(Dwelling)		
1. NIGHT (6 P.M. - 6 A.M.)	22	\$ 7,387
2. DAY (6 A.M. - 6 P.M.)	11	8,306
3. UNKNOWN	9	5,710
B. NONRESIDENCE (STORE, OFF, ETC)		
1. NIGHT (6 P.M. - 6 A.M.)	24	\$ 14,366
2. DAY (6 A.M. - 6 P.M.)	3	1,007
3. UNKNOWN	10	2,998
TOTAL-BURGLARY	79	39,774
6. LARCENY- THEFT (EXCEPT VEH)		
A. \$200 AND OVER	204	\$ 175,412
B. \$50 TO \$200	187	207,158
C. UNDER \$50	183	2,672
TOTAL-LARCENY	574	198,242
7. MOTOR VEHICLE THEFT	32	80,650
GRAND TOTAL ALL ITEMS		319,253
6X. NATURE OF LARCENIES UNDER 6.		
A. POCKET-PICKING	4	\$ 82
B. PURSE-SNATCHING	5	172
C. SHOPLIFTING	72	1,212
D. FROM MOTOR VEHICLES	86	13,279
E. MOTOR VEHICLE PARTS AND ACC.	30	4,762
F. BICYCLES	80	13,750
G. FROM BUILDINGS (EXCEPT C&H)	138	53,460
H. FROM ANY COIN-OP MACHINES	4	710
I. ALL OTHER	155	110,815
TOTAL-LARCENIES	574	198,242
7X. MOTOR VEHICLES RECOVERED		
A. NUMBER STOLEN LOCALLY AND RECOVERED LOCALLY		23
B. NUMBER STOLEN LOCALLY AND RECOVERED OTHER JURISDICTIONS		1
C. TOTAL LOCALLY STOLEN MOTOR VEHICLES RECOVERED		24
D. NUMBER STOLEN OUT OF TOWN, RECOVERED LOCALLY		

*** TYPE OF PROPERTY *** (1)	PROPERTY BY TYPE AND VALUE *** VALUE OF PROPERTY STOLEN AND RECOVERED IN YOUR JURISDICTION ***	
	STOLEN (2)	RECOVERED (3)
A. CURRENCY, NOTES, ETC	\$ 31,256	\$ 1,666
B. JEWELRY AND PRECIOUS METALS	15,911	8
C. CLOTHING AND FURS	5,705	660
D. LOCALLY STOLEN MOTOR VEHICLES	80,885	66,750
E. OFFICE EQUIPMENT	1,290	0
F. TELEVISION, RADIOS, CAMERAS, ETC	21,631	1,935
G. FIREARMS	8,445	700
H. HOUSEHOLD GOODS	3,248	0
I. CONSUMABLE GOODS	1,203	196
J. LIVESTOCK	0	0
K. MISCELLANEOUS	149,679	43,696
TOTALS	\$ 319,253	\$ 115,611

AGENCY KETCHIKAN PD

AGE, SEX AND RACE OF PERSONS ARRESTED

OFFENSE CLASS.	SEX	UNDER 18 YEARS OF AGE						TOTAL UND 18	WHITE	RACE		
		10/ UND	11 12	13 14	15	16	17			BLACK	AM/INDN	ASIAN
MURDER 01A	M											
MURDER 01A	F											
MANSLAUGHT.01B	M											
MANSLAUGHT.01B	F											
RAPE 02	M											
RAPE 02	F											
ROBBERY 03	M											
ROBBERY 03	F											
AGG.ASSAULT04	M	1		1		1		3			3	
AGG.ASSAULT04	F											
BURGLARY 05	M	1			1	1		3	3		2	
BURGLARY 05	F			1			1	2				
LARCENY 06	M	12	13	10	4	4	1	44	40		23	
LARCENY 06	F	3	9	6	1		1	19				
MV. THEFT 07	M					1		1	1			
MV. THEFT 07	F											
OTH ASSLT.08	M											
OTH ASSLT.08	F											
ARSON 09	M											1
ARSON 09	F					1		1				
FORGERY 10	M											
FORGERY 10	F											
FRAUD 11	M											
FRAUD 11	F											
EMBEZZLMNT.12	M											
EMBEZZLMNT.12	F											
STLN. PROP.13	M											
STLN. PROP.13	F											
VANDALISM 14	M	4	3			1	2	10	4	1	5	
VANDALISM 14	F											
WEAPONS 15	M			2				2	1		1	
WEAPONS 15	F											
PROSTITUT. 16	M											
PROSTITUT. 16	F											
SEX OFFNS. 17	M			1				1			1	
SEX OFFNS. 17	F											
DRUG/TOTAL 18	M			1	2	3	3	9	7	1	4	
DRUG/TOTAL 18	F			1		2	3	3				
SALE TOTAL	M			1			1	2	1	1		
SALE TOTAL	F											
NARCOTICS A	M											
NARCOTICS A	F											
MARIJUANA B	M			1			1	2	1	1		
MARIJUANA B	F											
SYNTHETIC C	M											
SYNTHETIC C	F											
DANGEROUS D	M											
DANGEROUS D	F											
POSSESS.TOT	M			1	2	3	2	7	6		4	
POSSESS.TOT	F					2		3				
NARCOTICS E	M											
NARCOTICS E	F											
MARIJUANA F	M				2	3	2	7	5		4	
MARIJUANA F	F					2		2				
SYNTHETIC G	M											
SYNTHETIC G	F											
DANGEROUS H	M			1				1	1			
DANGEROUS H	F											
GAMBL TOT. 19	M											
GAMBL TOT. 19	F											
BOOKMAKING A	M											
BOOKMAKING A	F											
NUMBERS B	M											
NUMBERS B	F											
OTH GAMBL. C	M											
OTH GAMBL. C	F											
FAMILY/CHLD20	M											
FAMILY/CHLD20	F											
DRIV.INFLC.21	M					4	1	5	3		5	
DRIV.INFLC.21	F				1			3				
LIQUOR 22	M			6	10	14	26	56	37	1	33	
LIQUOR 22	F			3	3	5	4	15				
DISORDERLY 24	M					4	2	6	2		5	
DISORDERLY 24	F					1		1				
ALL OTHER 26	M	2	2	2				6	3		3	
ALL OTHER 26	F											
CURFEW 28	M	2	3	5	1	8	1	20	2		8	
CURFEW 28	F		1	3	2	1	2	9				
RUNAWAY 29	M											
RUNAWAY 29	F		1	1		1		3	3			
TOTAL		25	32	43	26	51	45	222	125	3	94	

POLICE DISPOSITION OF JUVENILES		222
1-HANDLED WITHIN DEPT AND RELEASED		76
2-REFERRED TO JUV. COURT/PROB DEPT.		130
3-REFERRED TO WELFARE AGENCY		16
4-REFERRED TO OTHER POLICE AGENCY		0
5-REFERRED TO CRIMINAL OR ADULT CRT		0

AGENCY KETCHIKAN PD

AGE, SEX AND RACE OF PERSON ARRESTED

OFFENSE CLASS.	SEX	18 YEARS OF AGE AND OVER														TOT	WHT	BLK	IND	ASN	ESK					
		18	19	20	21	22	23	24	25	30	35	40	45	50	55							60	65			
MURDER 01A	M							1									1	1								
MANSLAUGHT.01B	M																									
RAPE 02	M					1				1							2	1			1					
ROSBERY 03	M																									
AGG.ASSAULT04	M	2	2	1	7	3		1	13	8	4	1	1		2		45	32	2	17	2					
BURGLARY 05	M				1	1	1		2								5	3			2					
LARCENY 06	M	2	4	6		1	2	2	6	5	2		1	1	1		34	24			11	1				
HV. THEFT 07	M			1													1	1								
OTH ASSLT.08	M	1		1		1			2	1							6	4			5					
ARSON 09	M				1				1						1		3									
FORGERY 10	M								1								1	1								
FRAUD 11	M							5		2		1	1	1			10	10			2					
EMBEZZLMNT.12	M									2							2									
STLN. PROP.13	M																									
VANDALISM 14	M		1	1		1	4		5	5	3	1					1	13			9	2				
WEAPONS 15	M		1		1	2	1	2		1	2						9	9			1					
PROSTITUT. 16	M																1									
SEX OFFNS. 17	M		1		1		1	1	6	4	2	1	2		2	1	22	14			7	1				
DRUG/TOTAL 18	M	1	3	8	3	3	3	8	17	4	3	1		1			55	50	1		11					
SALE TOTAL	M		1	1			1	3	4	2	2						7									
NARCOTICS	A		2	5	2	2	1	4	14	2	2						34	34			5					
MARIJUANA	B		1	4	1	2		3	14	2							27	26			5					
SYNTHETIC	C			1				2			1						4									
DANGEROUS	D		1		1												2	3								
POSSESS.TOT	M	1	1	3	1	1	2	4	3	2	1	1		1			21	16	1		6					
NARCOTICS	E		1					1									2									
MARIJUANA	F	1	1	3	1	1	1	3	3	1	1	1		1			18	13	1		6					
SYNTHETIC	G		1					1									2									
DANGEROUS	H					1	1										2	2								
GAMBL TOT. 19	M																									
BOOKMAKING	A																									
NUMBERS	B																									
OTH GAMBL.	C																									
FAMILY/CHLD20	M																									
DRIV.INFLC.21	M	1	4	3	4	7	4	6	26	18	13	7	4	7	3	1	108	102			30	1				
LIQUOR 22	M	45	4	3	1	1	2	1	8	5	6	4	3	2	1		86	50			44					
DISORDERLY 24	M	1	4	2	4	8	9	5	14	7	2	1	2	1			60	36			32	1				
ALL OTHER 26	M	3	4	5	3	1	2	6	18	8	6	4	4	1	1		65	38	1		29	1				
TOTAL		63	29	37	28	33	29	40	138	74	60	21	19	17	13	2	604	390	4		201	9				

RETURN A - COUNT OF OFFENSES KNOWN TO POLICE

(1)	(2)	(3)	(4)	(5)	(6)
CLASSIFICATION OF OFFENSES	OFFENSES REPORTED OR KNOWN	UNFOUNDED, FALSE OR BASELESS	NUMBER OF ACTUAL OFFENSES	TOTAL OFFENSES CLEARED BY ARREST OR EXCEPT	NUMBER OF CLEARANCES PERSONS UNDER 18
1. CRIMINAL HOMICIDE					
A. MURDER AND NONNEG. MANSLAUGHTER	1		1	1	
B. MANSLAUGHTER BY NEGLIGENCE					
2. FORCIBLE RAPE	3		3	1	
A. RAPE BY FORCE	2		2		
B. ATTEMPTS TO COMMIT FORC. RAPE	1		1	1	
3. ROBBERY					
A. FIREARM					
B. KNIFE OR CUTTING INSTRUMENT					
C. OTHER DANGEROUS WEAPON					
D. STRONG-ARM (HANDS, FIST, FEET)					
4. ASSAULT	131	5	126	117	3
A. FIREARM	8		8	6	
B. KNIFE OR CUTTING INSTRUMENT	12	2	10	6	1
C. OTHER DANGEROUS WEAPON	4		4	4	
D. HANDS, FIST, FEET - AGGRAVATED	13	1	12	11	
E. OTHER ASSAULTS - SIMPLE	94	2	92	88	2
5. BURGLARY	76	14	62	24	
A. FORCIBLE ENTRY	34	4	30	10	
B. UNLAWFUL ENTRY - NO FORCE	32	9	23	9	
C. ATTEMPTED FORCIBLE ENTRY	10	1	9	5	
6. LARCENY-THEFT (EXCEPT MOTOR VEH) TOTAL	391	22	369	158	38
7. MOTOR VEHICLE THEFT	53	14	39	30	4
A. AUTOS	32	9	23	17	4
B. TRUCKS AND BUSES	10	2	8	8	
C. OTHER VEHICLES	11	3	8	5	
GRAND-TOTAL	655	55	600	331	45

PROPERTY STOLEN BY CLASSIFICATION

CLASSIFICATION OF OFFENSE	NUMBER OF ACTUAL OFFENSES	VALUE OF PROPERTY STOLEN
1. MURDER / NONNEG. MANSLAUGHTER	1	\$
2. FORCIBLE RAPE (TOTAL)	3	\$
3. ROBBERY		\$
A. HIGHWAY (STREET, ALLEYS ETC)		
B. COMMERCIAL HOUSE (EX. C,D,F)		
C. GAS OR SERVICE STATION		
D. CHAIN STORE		
E. RESIDENCE (ANYWHERE ON PREM)		
F. BANK		
G. MISCELLANEOUS		
TOTAL-ROBBERY		
4. ASSAULT-NOT APPLICABLE		
5. BURGLARY- BREAKING OR ENTERING		
A. RESIDENCE (DWELLING)		
1. NIGHT (6 P.M. - 6 A.M.)	6	\$ 45,350
2. DAY (6 A.M. - 6 P.M.)	9	699
3. UNKNOWN	5	2,645
B. NONRESIDENCE (STORE, OFF, ETC)		
1. NIGHT (6 P.M. - 6 A.M.)	30	\$ 28,360
2. DAY (6 A.M. - 6 P.M.)	3	810
3. UNKNOWN	9	6,585
TOTAL-BURGLARY	62	84,449
6. LARCENY- THEFT (EXCEPT VEH)		
A. \$200 AND OVER	196	\$ 148,026
B. \$50 TO \$200	73	7,436
C. UNDER \$50	100	3,880
TOTAL-LARCENY	369	159,340
7. MOTOR VEHICLE-THEFT	39	83,100
GRAND TOTAL ALL ITEMS		326,889
6X. NATURE OF LARCENIES UNDER 6.		
A. POCKET-PICKING	7	\$ 3,280
B. PURSE-SNATCHING	5	32
C. SHOPLIFTING	89	13,424
D. FROM MOTOR VEHICLES	66	16,890
E. MOTOR VEHICLE PARTS AND ACC.	19	1,552
F. BICYCLES	26	4,180
G. FROM BUILDINGS (EXCEPT C&H)	56	44,082
H. FROM ANY COIN-OP MACHINES		
I. ALL OTHER	101	75,900
TOTAL-LARCENIES	369	159,340
7X. MOTOR VEHICLES RECOVERED		
A. NUMBER STOLEN LOCALLY AND RECOVERED LOCALLY		14
B. NUMBER STOLEN LOCALLY AND RECOVERED OTHER JURISDICTIONS		14
C. TOTAL LOCALLY STOLEN MOTOR VEHICLES RECOVERED		14
D. NUMBER STOLEN OUT OF TOWN, RECOVERED LOCALLY		

PROPERTY BY TYPE AND VALUE

*** TYPE OF PROPERTY ***	*** VALUE OF PROPERTY STOLEN ***	*** VALUE OF PROPERTY STOLEN AND RECOVERED IN YOUR JURISDICTION ***
(1)	(2)	(3)
A. CURRENCY, NOTES, ETC	\$ 36,569	\$ 640
B. JEWELRY AND PRECIOUS METALS	19,497	157
C. CLOTHING AND FURS	1,714	514
D. LOCALLY STOLEN MOTOR VEHICLES	72,605	42,000
E. OFFICE-EQUIPMENT	743	0
F. TELEVISION, RADIOS, CAMERAS, ETC	13,251	2,037
G. FIREARMS	7,603	0
H. HOUSEHOLD GOODS	0	0
I. CONSUMABLE GOODS	51,460	476
J. LIVESTOCK	0	0
K. MISCELLANEOUS	123,447	34,264
TOTALS	\$ 326,889	\$ 80,088

AGENCY KODIAK PD

AGE, SEX AND RACE OF PERSONS ARRESTED

UNDER 18 YEARS OF AGE

OFFENSE CLASS.	SEX	AGE						TOTAL UND 18	RACE				
		10/ UND	11 12	13 14	15	16	17		WHITE	BLACK	AM/INDN	ASIAN	ESKIMO
MURDER 01A	M												
MANSLAUGHT.01B	M												
RAPE 02	M												
ROBBERY 03	M												
AGG. ASSAULT04	M					1		1				1	
BURGLARY 05	M												
LARCENY 06	M	10	4	8	3	6	1	32	35		3	1	2
INV. THEFT 07	M	2	2	5	1	1		9	2				
OTH ASSLT.08	M	1			1			2	2				
ARSON 09	M												
FORGERY 10	M					1		1	1				
FRAUD 11	M									1			
EMBEZZLMNT.12	M			1				1					
STLN. PROP.13	M												
VANDALISM 14	M	3						3	3				
WEAPONS 15	M				1			1	1				
PROSTITUT. 16	M												
SEX OFFNS. 17	M		1					1	1				
DRUG/TOTAL 18	M												
SALE TOTAL	M												
NARCOTICS A	M												
MARIJUANA B	M												
SYNTHETIC C	M												
DANGEROUS D	M												
POSSESS. TOT	M												
NARCOTICS E	M												
MARIJUANA F	M												
SYNTHETIC G	M												
DANGEROUS H	M												
GAMBL TOT. 19	M												
BOOKMAKING A	M												
NUMBERS B	M												
OTH GAMBL. C	M												
FAMILY/CHLD20	M												
DRIV. INFLC.21	M						1	1	1				
LIQUOR 22	M		2	2	4	2	2	8	7		2	1	2
DISORDERLY 24	M							4					
ALL OTHER 26	M			2	2		1	5	4		1		1
CURFEW 28	M				1			1					
RUNAWAY 29	M												
TOTAL		16	9	17	13	12	5	72	58		6	3	5

POLICE DISPOSITION OF JUVENILES	72
1-HANDLED WITHIN DEPT AND RELEASED	10
2-REFERRED TO JUV. COURT/PROB DEPT.	60
3-REFERRED TO WELFARE AGENCY	2
4-REFERRED TO OTHER POLICE AGENCY	0
5-REFERRED TO CRIMINAL OR ADULT CRT	0

AGENCY KODIAK PD

AGE, SEX AND RACE OF PERSON ARRESTED

OFFENSE CLASS.	SEX	18 YEARS OF AGE AND OVER														TOT	WHT	RACE							
		18	19	20	21	22	23	24	25	30	35	40	45	50	55			60	65	OV	BLK	IND	ASN	ESK	
MURDER	01A	M								29	34	39	44	49	54	59	64	OV	1	1					
MANSLAUGHT.	01B	M																							
RAPE	02	M																							
ROBBERY	03	M																							
AGG. ASSAULT	04	M	1		1	1	1		3	5	3	1	1	1		1			19	16		1	3		
BURGLARY	05	M			1			1		2	1								4	2		1	1		
LARCENY	06	M		2	1	6		4	1	16	4	5	3	2		2			46	44		1	6	8	
MV. THEFT	07	M		1	1	1		1		2	2	2	1			1			13				1		
OTH ASSLT.	08	M	1		3	2	4	1	1	13	8	3	1			1			38	35		4	2	7	
ARSON	09	M		1	1	1			1	2	2	1			1			10							
FORGERY	10	M								1									1	1				1	
FRAUD	11	M				1			1										2	1		1			
EMBEZZLMNT.	12	M																							
STLN. PROP.	13	M																							
VANDALISM	14	M		1		2	3	1		3	5								15	11		1	2	1	2
WEAPONS	15	M			1		1	1	1	1	4								2						
PROSTITUT.	16	M				1													9	7					3
SEX OFFNS.	17	M		1		1				1	1	1				1			6	5					2
DRUG/TOTAL	18	M	1		3		5		3	4	5	2	1						24	26					2
SALE TOTAL		M						1	3		1								4						
NARCOTICS	A	M									1								1	1					
MARIJUANA	B	M																							
SYNTHETIC	C	M									1								1	1					
DANGEROUS	D	M																							
POSSESS. TOT		M	1		3		5		3	4	4	2	1						23	25					2
NARCOTICS	E	M			1		5		1	1	2	1	1						11	13					
MARIJUANA	F	M	1		2				3	3	2	1							2						
SYNTHETIC	G	M								2									2						
DANGEROUS	H	M																							
GAMBL TOT.	19	M																							
BOOKMAKING	A	M																							
NUMBERS	B	M																							
OTH GAMBL.	C	M																							
FAMILY/CHLD	20	M																							
DRIV. INFLC.	21	M	2	3	1	4	7	6	3	20	21	9	5	1	2	5	1		90	86		4	4	5	
LIQUOR	22	M	4	1	2		2	1	5	1	13	7	5	1	8	3	1	1	51	36		7		11	
DISORDERLY	24	M		2				1	1	4	6	4	3	1	1			3	25	17		2	2	10	
ALL OTHER	26	M		1	3		8	1	1	4	6	4	3	1	1			6	18						
		F		2	5		4	6	8	8	19	15	9	8	5	1	3		97	79		11	3	22	
TOTAL			11	18	28	29	53	29	30	122	86	42	23	18	10	17	2	498	367	1	33	20	77		

RETURN A - COUNT OF OFFENSES KNOWN TO POLICE

(1)	(2)	(3)	(4)	(5)	(6)
CLASSIFICATION OF OFFENSES	OFFENSES REPORTED OR KNOWN	UNFOUNDED, FALSE OR BASELESS	NUMBER OF ACTUAL OFFENSES	TOTAL OFFENSES CLEARED BY ARREST OR EXCEPT	NUMBER OF CLEARANCES PERSONS UNDER 18
1. CRIMINAL HOMICIDE					
A. MURDER AND NONNEG. MANSLAUGHTER					
B. MANSLAUGHTER BY NEGLIGENCE					
2. FORCIBLE RAPE	TOTAL 17	3	14	8	1
A. RAPE BY FORCE	11		11	5	1
B. ATTEMPTS TO COMMIT FORC. RAPE	6	3	3	3	
3. ROBBERY	TOTAL 4		4	3	1
A. FIREARM	3		3	3	1
B. KNIFE OR CUTTING INSTRUMENT					
C. OTHER DANGEROUS WEAPON					
D. STRONG-ARM (HANDS, FIST, FEET)	1		1		
4. ASSAULT	TOTAL 152	3	149	121	1
A. FIREARM	7	1	6	4	
B. KNIFE OR CUTTING INSTRUMENT	6		6	6	
C. OTHER DANGEROUS WEAPON	7		7	7	
D. HANDS, FIST, FEET - AGGRAVATED	11		11	9	
E. OTHER ASSAULTS - SIMPLE	119		117	95	1
5. BURGLARY	TOTAL 38	6	32	6	
A. FORCIBLE ENTRY	19	1	18	1	
B. UNLAWFUL ENTRY - NO FORCE	11	2	9	3	
C. ATTEMPTED FORCIBLE ENTRY	8	3	5	2	
6. LARCENY-THEFT (EXCEPT MOTOR VEH) TOTAL	169	15	154	59	2
7. MOTOR VEHICLE THEFT	TOTAL 159	13	146	85	
A. AUTOS	1		1		
B. TRUCKS AND BUSES	10	3	7	6	
C. OTHER VEHICLES	148	10	138	79	
GRAND-TOTAL	539	40	499	282	5

PROPERTY STOLEN BY CLASSIFICATION

CLASSIFICATION OF OFFENSE	NUMBER OF ACTUAL OFFENSES	VALUE OF PROPERTY STOLEN
1. MURDER / NONNEG. MANSLAUGHTER		\$
2. FORCIBLE RAPE (TOTAL)	14	\$
3. ROBBERY		
A. HIGHWAY (STREET, ALLEYS ETC)	1	\$ 350
B. COMMERCIAL HOUSE (EX. C,D,F)		
C. GAS OR SERVICE STATION		
D. CHAIN STORE		
E. RESIDENCE (ANYWHERE ON PREM)	1	
F. BANK		
G. MISCELLANEOUS	2	
TOTAL-ROBBERY	4	350
4. ASSAULT-NOT APPLICABLE		
5. BURGLARY- BREAKING OR ENTERING		
A. RESIDENCE (DWELLING)		
1. NIGHT (6 P.M. - 6 A.M.)	14	\$ 2,336
2. DAY (6 A.M. - 6 P.M.)	2	30
3. UNKNOWN	2	1,000
B. NONRESIDENCE (STORE, OFF, ETC)		
1. NIGHT (6 P.M. - 6 A.M.)	14	\$ 4,287
2. DAY (6 A.M. - 6 P.M.)		
3. UNKNOWN		
TOTAL-BURGLARY	32	7,653
6. LARCENY- THEFT (EXCEPT VEH)		
A. \$200 AND OVER	83	\$ 36,587
B. \$50 TO \$200	55	8,781
C. UNDER \$50	16	593
TOTAL-LARCENY	154	45,960
7. MOTOR VEHICLE THEFT	146	231,934
GRAND TOTAL ALL ITEMS		285,897
6X. NATURE OF LARCENIES UNDER 6.		
A. POCKET PICKING	2	\$ 250
B. PURSE-SNATCHING	1	
C. SHOPLIFTING	13	68
D. FROM MOTOR VEHICLES	3	1,230
E. MOTOR VEHICLE PARTS AND ACC.	1	300
F. BICYCLES	60	11,491
G. FROM BUILDINGS (EXCEPT C&H)	14	1,359
H. FROM ANY COIN-OP MACHINES		
I. ALL OTHER	60	31,262
TOTAL-LARCENIES	154	45,960
7X. MOTOR VEHICLES RECOVERED		
A. NUMBER STOLEN LOCALLY AND RECOVERED LOCALLY		75
B. NUMBER STOLEN LOCALLY AND RECOVERED OTHER JURISDICTIONS		
C. TOTAL LOCALLY STOLEN MOTOR VEHICLES RECOVERED		75
D. NUMBER STOLEN OUT OF TOWN. RECOVERED LOCALLY		

PROPERTY BY TYPE AND VALUE

*** TYPE OF PROPERTY ***	*** VALUE OF PROPERTY STOLEN ***	STOLEN AND RECOVERED IN YOUR JURISDICTION ***
(1)	(2)	RECOVERED (3)
A. CURRENCY, NOTES, ETC	\$ 8,451	\$ 600
B. JEWELRY AND PRECIOUS METALS	1,375	0
C. CLOTHING AND FURS	2,250	1,050
D. LOCALLY STOLEN MOTOR VEHICLES	231,934	145,934
E. OFFICE EQUIPMENT	1,000	0
F. TELEVISION, RADIOS, CAMERAS, ETC	2,160	160
G. FIREARMS	1,650	0
H. HOUSEHOLD GOODS	0	0
I. CONSUMABLE GOODS	520	150
J. LIVESTOCK	0	0
K. MISCELLANEOUS	36,557	4,066
TOTALS	\$ 285,897	\$ 151,960

AGENCY KOTZEBUE PD

AGE, SEX AND RACE OF PERSONS ARRESTED

OFFENSE CLASS.	SEX	UNDER 18 YEARS OF AGE						TOTAL UND 18	WHITE	RACE		
		10/ UND	11 12	13 14	15	16	17			BLACK	AM/INDN	ASIAN
MURDER 01A	M											
MANSLAUGHT.01B	M											
RAPE 02	F						1	1				1
ROBBERY 03	M						1	1				1
AGG.ASSAULT04	M											
BURGLARY 05	M											
LARCENY 06	M											4
MV. THEFT 07	M						1	1				1
OTH ASSLT.08	M			1	1	1		3				3
ARSON 09	M	1						1				1
FORGERY 10	M											
FRAUD 11	M											
EMBEZZLMNT.12	M											
STLN. PROP.13	M											
VANDALISM 14	M					1		1				1
WEAPONS 15	M											
PROSTITUT. 16	M											
SEX OFFNS. 17	M											
DRUG/TOTAL 18	M											1
SALE TOTAL	M			1				1				
NARCOTICS A	M											
MARIJUANA B	M											
SYNTHETIC C	M											
DANGEROUS D	M											
POSSESS.TOT	M											1
NARCOTICS E	M			1				1				
MARIJUANA F	M											1
SYNTHETIC G	M			1				1				
DANGEROUS H	M											
GAMBL TOT. 19	M											
BOOKMAKING A	M											
NUMBERS B	M											
OTH GAMBL. C	M											
FAMILY/CHLD20	M											
DRIV.INFLC.21	M					1	1	2				3
LIQUOR 22	M	1		2	8	7	9	27				48
DISORDERLY 24	M		2	2	5	6	6	21				1
ALL OTHER 26	M			1				1				
CURFEW 28	M	3	5	20	13	9	5	55	2			85
RUNAWAY 29	M			9	4	13	6	32				
	F						1	1				1
TOTAL		9	7	36	32	38	31	153	2			151

POLICE DISPOSITION OF JUVENILES		
1-HANDLED WITHIN DEPT AND RELEASED		5
2-REFERRED TO JUV. COURT/PROB DEPT.		149
3-REFERRED TO WELFARE AGENCY		1
4-REFERRED TO OTHER POLICE AGENCY		0
5-REFERRED TO CRIMINAL OR ADULT CRT		0

AGENCY KOTZEBUE PD

AGE, SEX AND RACE OF PERSON ARRESTED

OFFENSE CLASS.	SEX	18 YEARS OF AGE AND OVER														TOT	WHT	* RACE *				
		18	19	20	21	22	23	24	25	30	35	40	45	50	55			60	65	OV	BLK	IND
MURDER 01A	M								29	34	39	44	49	54	59	64	OV					
MANSLAUGHT.01B	M																					
RAPE 02	M	1		1	1		1		1									5	1			4
ROBBERY 03	M		1						1									2				2
AGG. ASSAULT 04	M			2		1			7	3	2	1						16				17
BURGLARY 05	M		1	1	1		2		1									5				5
LARCENY 06	M	1	1	1	2		2	3	4	2	1							17				22
MV. THEFT 07	M	2		1	1		1	1	3	2				1				14				15
OTH ASSLT. 08	M	1		3	6	5	6	3	15	8	2	3	1	1				54	2			67
ARSON 09	M				2		2		4	1	1	2	2					15				
FORGERY 10	M				1				1									1				2
FRAUD 11	M							1	1			3						5	1			5
EMBEZZLMNT. 12	M	1																1				
STLN. PROP. 13	M																					
VANDALISM 14	M	1	2	2	1			2	3	1	2			1				15				16
WEAPONS 15	M		2	1	1			1	1				1					7	2			5
PROSTITUT. 16	M																					
SEX OFFNS. 17	M	1												1				2				2
DRUG/TOTAL 18	M					1												1				5
SALE TOTAL	M	2				1				1								4				
NARCOTICS	A																					
MARIJUANA	B																					
SYNTHETIC	C																					
DANGEROUS	D																					
POSSESS. TOT	M					1												1				5
NARCOTICS	E	2				1				1								4				
MARIJUANA	F					1												1				4
SYNTHETIC	G	1				1				1								3				
DANGEROUS	H																					1
GAMBL TOT. 19	M	1																1				
BOOKMAKING	A																					
NUMBERS	B																					
OTH GAMBL.	C																					
FAMILY/CHLD 20	M																					1
DRIV. INFLC. 21	M		2	3	9	1		1	6	9	3	1	2	1	1			38	1			43
LIQUOR 22	M	24	4	1	2			1	6	2	1		1					6				65
DISORDERLY 24	M	18						1	1	2	1							24				
	F		1	2	1	1		2	2	1		1	1					12				14
ALL OTHER 26	M	1	4	4	3	2	4	2	13	5	5	2	5	3				54	2			63
	F			2	1			1	3			2	1	1				11				
TOTAL		55	20	26	36	15	17	19	78	36	17	15	16	9	1	2	362	9				353

RETURN A - COUNT OF OFFENSES KNOWN TO POLICE

(1) CLASSIFICATION OF OFFENSES	(2) OFFENSES REPORTED OR KNOWN	(3) INFIRMED, FALSE OR BASELESS	(4) NUMBER OF ACTUAL OFFENSES	(5) TOTAL OFFENSES CLEARED BY ARREST OR EXCEPT	(6) NUMBER OF CLEARANCES PERSONS UNDER 18
1. CRIMINAL HOMICIDE					
A. MURDER AND NONNEG. MANSLAUGHTER	2		2	2	
B. MANSLAUGHTER BY NEGLIGENCE	1		1	1	
2. FORCIBLE RAPE	25	14	11	10	2
A. RAPE BY FORCE	15	7	8	7	1
B. ATTEMPTS TO COMMIT FORC. RAPE	10	7	3	3	1
3. ROBBERY	3	1	2	1	
A. FIREARM					
B. KNIFE OR CUTTING INSTRUMENT					
C. OTHER DANGEROUS WEAPON					
D. STRONG-ARM (HANDS, FIST, FEET)	3	1	2	1	
4. ASSAULT	139	17	122	112	9
A. FIREARM	8		8	7	
B. KNIFE OR CUTTING INSTRUMENT	7	1	6	5	
C. OTHER DANGEROUS WEAPON	6		6	4	
D. HANDS, FIST, FEET- AGGRAVATED	3		3	2	
E. OTHER ASSAULTS- SIMPLE	115	16	99	94	9
5. BURGLARY	52	12	40	16	5
A. FORCIBLE ENTRY	25	2	23	10	3
B. UNLAWFUL ENTRY- NO FORCE	20	5	15	5	1
C. ATTEMPTED FORCIBLE ENTRY	7	5	2	1	1
6. LARCENY-THEFT (EXCEPT MOTOR VEH) TOTAL	341	59	282	130	25
7. MOTOR VEHICLE THEFT	70	19	51	24	5
A. AUTOS	4	1	3	2	
B. TRUCKS AND BUSES	12	4	8	5	
C. OTHER VEHICLES	54	14	40	17	5
GRAND TOTAL	653	122	511	296	46

CLASSIFICATION OF OFFENSE	PROPERTY STOLEN BY CLASSIFICATION	
	NUMBER OF ACTUAL OFFENSES	VALUE OF PROPERTY STOLEN
1. MURDER / NONNEG. MANSLAUGHTER	2	\$
2. FORCIBLE RAPE (TOTAL)	11	\$
3. ROBBERY		\$
A. HIGHWAY (STREET, ALLEYS, ETC)		
B. COMMERCIAL HOUSE (EX. C,D,F)		
C. GAS OR SERVICE STATION		
D. CHAIN STORE		
E. RESIDENCE (ANYWHERE ON-PREM)	1	
F. BANK		
G. MISCELLANEOUS	1	5
TOTAL-ROBBERY	2	5
4. ASSAULT-NOT APPLICABLE		
5. BURGLARY- BREAKING OR ENTERING		
A. RESIDENCE (DWELLING)		
1. NIGHT (6 P.M. - 6 A.M.)	4	\$ 1,020
2. DAY (6 A.M. - 6 P.M.)	2	17,650
3. UNKNOWN	7	14,420
B. NONRESIDENCE (STORE, OFF, ETC)		
1. NIGHT (6 P.M. - 6 A.M.)	20	\$ 18,697
2. DAY (6 A.M. - 6 P.M.)	1	390
3. UNKNOWN	6	983
TOTAL-BURGLARY	40	53,160
6. LARCENY- THEFT (EXCEPT VEH)		
A. \$200 AND OVER	93	\$ 65,316
B. \$50 TO \$200	96	11,863
C. UNDER \$50	93	973
TOTAL-LARCENY	282	78,152
7. MOTOR VEHICLE THEFT	51	141,010
GRAND TOTAL ALL ITEMS		272,327
6X. NATURE OF LARCENIES UNDER 6.		
A. POCKET-PICKING	1	\$ 700
B. PURSE-SNATCHING		
C. SHOPLIFTING	67	473
D. FROM MOTOR VEHICLES	23	3,960
E. MOTOR VEHICLE PARTS AND ACC.	2	400
F. BICYCLES	56	9,767
G. FROM BUILDINGS (EXCEPT C&H)	99	41,717
H. FROM ANY COIN-OP MACHINES	1	78
I. ALL OTHER	33	21,057
TOTAL-LARCENIES	282	78,152
7X. MOTOR VEHICLES RECOVERED		
A. NUMBER STOLEN LOCALLY AND RECOVERED LOCALLY		47
B. NUMBER STOLEN LOCALLY AND RECOVERED OTHER JURISDICTIONS		
C. TOTAL LOCALLY STOLEN MOTOR VEHICLES RECOVERED		47
D. NUMBER STOLEN OUT OF TOWN, RECOVERED LOCALLY		

XXX TYPE OF PROPERTY XXX (1)	PROPERTY BY TYPE AND VALUE XXX VALUE OF PROPERTY STOLEN AND RECOVERED IN YOUR JURISDICTION XXX	
	STOLEN (2)	RECOVERED (3)
A. CURRENCY, NOTES, ETC	\$ 45,601	\$ 9,045
B. JEWELRY AND PRECIOUS METALS	11,390	2,000
C. CLOTHING AND FURS	4,042	1,455
D. LOCALLY STOLEN MOTOR VEHICLES	140,906	124,356
E. OFFICE EQUIPMENT	1,050	0
F. TELEVISION, RADIOS, CAMERAS, ETC	7,444	1,020
G. FIREARMS	2,903	360
H. HOUSEHOLD GOODS	900	350
I. CONSUMABLE GOODS	10,330	488
J. LIVESTOCK	0	0
K. MISCELLANEOUS	47,761	8,924
TOTALS	\$ 272,327	\$ 147,998

AGENCY NOME PD

AGE, SEX AND RACE OF PERSONS ARRESTED

OFFENSE CLASS.	SEX	UNDER 18 YEARS OF AGE						TOTAL UND 18	RACE				
		10/ UND	11 12	12 13	13 14	15	16		17	WHITE	BLACK	AM/INDN	ASIAN
MURDER 01A	M												
MURDER 01A	F												
MANSLAUGHT.01B	M												
MANSLAUGHT.01B	F												
RAPE 02	M						1	1					1
RAPE 02	F												
ROBBERY 03	M						1	1					1
ROBBERY 03	F												
AGG. ASSAULT04	M												
AGG. ASSAULT04	F												
BURGLARY 05	M	3	4	5		4	2	18	1				17
BURGLARY 05	F												
LARCENY 06	M	8	4	7			2	21	9				20
LARCENY 06	F	3	2		2	1		8					
MV. THEFT 07	M		1	2				3	2				1
MV. THEFT 07	F												
OTH ASSLT.08	M					2	1	3	1				6
OTH ASSLT.08	F		3	1				4					
ARSON 09	M												
ARSON 09	F												
FORGERY 10	M												
FORGERY 10	F												
FRAUD 11	M												
FRAUD 11	F												
EMBEZZLMT.12	M												
EMBEZZLMT.12	F												
STLN. PROP.13	M												
STLN. PROP.13	F												
VANDALISM 14	M	1		4				5					5
VANDALISM 14	F												
WEAPONS 15	M			1				1	1				
WEAPONS 15	F												
PROSTITUT. 16	M												
PROSTITUT. 16	F												
SEX OFFNS. 17	M												
SEX OFFNS. 17	F												
DRUG/TOTAL 18	M						1	1					1
DRUG/TOTAL 18	F												
SALE TOTAL	M												
SALE TOTAL	F												
NARCOTICS A	M												
NARCOTICS A	F												
MARIJUANA B	M												
MARIJUANA B	F												
SYNTHETIC C	M												
SYNTHETIC C	F												
DANGEROUS D	M												
DANGEROUS D	F												
POSSESS. TOT	M						1	1					1
POSSESS. TOT	F												
NARCOTICS E	M												
NARCOTICS E	F												
MARIJUANA F	M						1	1					1
MARIJUANA F	F												
SYNTHETIC G	M												
SYNTHETIC G	F												
DANGEROUS H	M												
DANGEROUS H	F												
GAMBL TOT. 19	M												
GAMBL TOT. 19	F												
BOOKMAKING A	M												
BOOKMAKING A	F												
NUMBERS B	M												
NUMBERS B	F												
OTH GAMBL. C	M												
OTH GAMBL. C	F												
FAMILY/CHLD20	M												
FAMILY/CHLD20	F												
DRIV. INFLC.21	M												
DRIV. INFLC.21	F												
LIQUOR 22	M			1	4	12	10	27	4				50
LIQUOR 22	F			2	9	7	9	27					
DISORDERLY 24	M												
DISORDERLY 24	F												
ALL OTHER 26	M												
ALL OTHER 26	F												
CURFEW 28	M												
CURFEW 28	F												
RUNAWAY 29	M												
RUNAWAY 29	F												4
TOTAL		15	14	24	17	28	26	124	18				106

POLICE DISPOSITION OF JUVENILES	124
1-HANDLED WITHIN DEPT AND RELEASED	48
2 REFERRED TO JUV. COURT/PROB DEPT.	72
3-REFERRED TO WELFARE AGENCY	4
4.REFERRED TO OTHER POLICE AGENCY	0
5-REFERRED TO CRIMINAL OR ADULT CRT	0

AGENCY NAME PD

AGE, SEX AND RACE OF PERSON ARRESTED

OFFENSE CLASS.	SEX	18 YEARS OF AGE AND OVER														TOT	WHT	RACE				ESK	
		18	19	20	21	22	23	24	25	30	35	40	45	50	55			60	65	BLK	IND		ASN
MURDER 01A	M							2	1	1							4					4	
MANSLAUGHT.01B	M									1							1					1	
RAPE 02	M	1			1		2		1	2	1						8					8	
ROBBERY 03	M																						
AGG.ASSAULT04	M	1					1	1	4		1	1	1				10	1				9	
BURGLARY 05	M		1		6			2	1		1						11	1				10	
LARCENY 06	M	3	1	1	6	1	1	3	10	16	2	2	6	3	2		57	4				64	
MV. THEFT 07	M			1			2		1	3	2	1	1				11					6	
OTH ASSLT.08	M	2	3			1		1	7	6	1		1		1		23	2			1	23	
ARSON 09	M								1	1	1	1	1				3						
FORGERY 10	M																						
FRAUD 11	M								1	1	1	2	1	1		1	8	1				10	
EMBEZZLMNT.12	M					1			1	1	1	2	1	1		1	3						
STLN. PROP.13	M																						
VANDALISM 14	M	1	1		2		1		2	4		1			1		13	5				9	
WEAPONS 15	M		1					1	1	1							4	1				3	
PROSTITUT. 16	M																						
SEX OFFNS. 17	M										2						2	1				1	
DRUG/TOTAL 18	M			1		2	1	2	1	1							8	7				2	
SALE TOTAL	M			1		2		1									1		3			2	
NARCOTICS A	M					1		1									1		1			1	
MARIJUANA B	M			1		1		1									1		2			1	
SYNTHETIC C	M																						
DANGEROUS D	M																						
POSSESS.TOT	M							1	1	1	1						4	4					
NARCOTICS E	M						1				1								2			2	
MARIJUANA F	M							1	1										2			2	
SYNTHETIC G	M																						
DANGEROUS H	M																						
GAMBL TOT. 19	M																						
BOOKMAKING A	M																						
NUMBERS B	M																						
OTH GAMBL. C	M																						
FAMILY/CHLD20	M																						
DRIV.INFLC.21	M	1	2	2		3	2	3	7	3		2	2				27	3		1		26	
LIQUOR 22	M	12	1	1	1				2	1		2					3					30	
DISORDERLY 24	M	13															17					13	
	F		1	1	2			3	3	2	2	2		1			17	1				20	
ALL OTHER 26	M			3	2	1	2	5	5	10	3		1			1	4		5			31	
	F			1				1									2						
TOTAL		54	13	11	21	7	13	21	61	55	19	12	12	4	4	3	1	291	32		2	1	256

AGENCY NORTH POLE PD

RETURN A - COUNT OF OFFENSES KNOWN TO POLICE

(1) CLASSIFICATION OF OFFENSES	(2) OFFENSES REPORTED OR KNOWN	(3) UNFOUNDED, FALSE OR BASELESS	(4) NUMBER OF ACTUAL OFFENSES	(5) TOTAL OFFENSES CLEARED BY ARREST OR EXCEPT	(6) NUMBER OF CLEARANCES PERSONS UNDER 18
1. CRIMINAL HOMICIDE					
A. MURDER-AND-NONNEG. MANSLAUGHTER					
B. MANSLAUGHTER BY NEGLIGENCE					
2. FORCIBLE RAPE					
A. RAPE BY FORCE					
B. ATTEMPTS TO COMMIT FORC. RAPE					
3. ROBBERY					
A. FIREARM					
B. KNIFE OR CUTTING INSTRUMENT					
C. OTHER DANGEROUS WEAPON					
D. STRONG-ARM (HANDS, FIST, FEET)					
4. ASSAULT					
A. FIREARM	8	1	7	5	
B. KNIFE OR CUTTING INSTRUMENT					
C. OTHER DANGEROUS WEAPON					
D. HANDS, FIST, FEET- AGGRAVATED					
E. OTHER ASSAULTS- SIMPLE					
5. BURGLARY					
A. FORCIBLE ENTRY	7		7		
B. UNLAWFUL ENTRY- NO FORCE	3		3		
C. ATTEMPTED FORCIBLE ENTRY	4		4		
6. LARCENY-THEFT (EXCEPT MOTOR VEH) TOTAL	65	5	60	9	3
7. MOTOR VEHICLE THEFT					
A. AUTOS	10	2	8	2	
B. TRUCKS AND BUSES	3	1	2	1	
C. OTHER VEHICLES	5	1	4	1	
GRAND-TOTAL	90	8	82	16	3

PROPERTY STOLEN BY CLASSIFICATION

CLASSIFICATION OF OFFENSE	NUMBER OF ACTUAL OFFENSES	VALUE OF PROPERTY STOLEN
1. MURDER / NONNEG. MANSLAUGHTER		\$
2. FORCIBLE RAPE (TOTAL)		\$
3. ROBBERY		\$
A. HIGHWAY (STREET, ALLEYS-ETC)		
B. COMMERCIAL HOUSE (EX. C,D,F)		
C. GAS OR SERVICE STATION		
D. CHAIN STORE		
E. RESIDENCE (ANYWHERE ON PREM)		
F. BANK		
G. MISCELLANEOUS		
TOTAL-ROBBERY		
4. ASSAULT-NOT APPLICABLE		
5. BURGLARY- BREAKING OR ENTERING		
A. RESIDENCE (DWELLING)		
1. NIGHT (6 P.M. - 6 A.M.)	2	\$
2. DAY (6 A.M. - 6 P.M.)	3	3,086
3. UNKNOWN	1	
B. NONRESIDENCE (STORE, OFF, ETC)		
1. NIGHT (6 P.M. - 6 A.M.)	1	\$
2. DAY (6 A.M. - 6 P.M.)		
3. UNKNOWN		
TOTAL-BURGLARY	7	3,086
6. LARCENY- THEFT (EXCEPT VEH)		
A. \$200 AND OVER	22	\$ 17,192
B. \$50 TO \$200	16	1,839
C. UNDER \$50	22	478
TOTAL-LARCENY	60	19,509
7. MOTOR VEHICLE THEFT	8	10,050
GRAND TOTAL ALL ITEMS		32,645
6X. NATURE OF LARCENIES UNDER 6.		
A. POCKET-PICKING	1	\$ 8
B. PURSE-SNATCHING	1	600
C. SHO-LIFTING	5	197
D. FROM MOTOR VEHICLES	13	3,216
E. MOTOR VEHICLE PARTS AND ACC.	2	1,590
F. BICYCLES	10	1,264
G. FROM BUILDINGS (EXCEPT C&H)	16	11,591
H. FROM ANY COIN-OP MACHINES		
I. ALL-OTHER	12	1,043
TOTAL-LARCENIES	60	19,509
7X. MOTOR VEHICLES RECOVERED		
A. NUMBER STOLEN LOCALLY AND RECOVERED LOCALLY		5
B. NUMBER STOLEN LOCALLY AND RECOVERED OTHER JURISDICTIONS		1
C. TOTAL LOCALLY STOLEN MOTOR VEHICLES RECOVERED		6
D. NUMBER STOLEN OUT OF TOWN, RECOVERED LOCALLY		2

PROPERTY BY TYPE AND VALUE

*** TYPE OF PROPERTY *** (1)	*** VALUE OF PROPERTY STOLEN *** (2)	*** VALUE OF PROPERTY STOLEN AND RECOVERED IN YOUR JURISDICTION *** RECOVERED (3)
A. CURRENCY, NOTES, ETC	\$ 4,181	\$ 338
B. JEWELRY AND PRECIOUS METALS	4,215	0
C. CLOTHING AND FURS	900	0
D. LOCALLY STOLEN MOTOR VEHICLES	15,920	11,350
E. OFFICE EQUIPMENT	0	0
F. TELEVISION, RADIOS, CAMERAS, ETC	1,247	10
G. FIREARMS	725	0
H. HOUSEHOLD GOODS	0	0
I. CONSUMABLE GOODS	176	29
J. LIVESTOCK	0	0
K. MISCELLANEOUS	5,281	395
TOTALS	\$ 32,645	\$ 12,122

AGENCY NORTH POLE PD

AGE, SEX AND RACE OF PERSONS ARRESTED

OFFENSE CLASS.	SEX	AGE						TOTAL UND 18	RACE					
		10/ UND	11 12	13 14	15	16	17		WHITE	BLACK	AM/INDN	ASIAN	ESKIMO	
MURDER 01A	M													
MANSLAUGHT.01B	M													
RAPE 02	M													
ROBBERY 03	M													
AGG.ASSAULT04	M													
BURGLARY 05	M			1		1	3	5	4					1
LARCENY 06	M			1			2	3	3					
MV. THEFT 07	M			1				1	1					
OTH ASSLT.08	M													
ARSON 09	M													
FORGERY 10	M													
FRAUD 11	M													
EMBEZZLMNT.12	M													
STLN. PROP.13	M													
VANDALISM 14	M			1				1	2					
WEAPONS 15	M					1		1						
PROSTITUT. 16	M													
SEX OFFNS. 17	M			1				1	1					
DRUG/TOTAL 18	M						3	2	5	5				
SALE TOTAL	M													
NARCOTICS A	M													
MARIJUANA B	M													
SYNTHETIC C	M													
DANGEROUS D	M													
POSSESS.TOT	M						3	2	5	5				
NARCOTICS E	M													
MARIJUANA F	M						3	2	5	5				
SYNTHETIC G	M													
DANGEROUS H	M													
GAMBL TOT. 19	M													
BOOKMAKING A	M													
NUMBERS B	M													
OTH GAMBL. C	M													
FAMILY/CHLD20	M													
DRIV.INFLC.21	M													
LIQUOR 22	M													
DISORDERLY 24	M		2	2				4	3	1				
ALL OTHER 26	M													
CURFEW 28	M													
RUNAWAY 29	M													

TOTAL	2	7	1	4	7	21	19	1	1
POLICE DISPOSITION OF JUVENILES		21							
1-HANDLED WITHIN DEPT AND RELEASED		2							
2-REFERRED TO JUV. COURT/PROB DEPT.		17							
3-REFERRED TO WELFARE AGENCY		2							
4-REFERRED TO OTHER POLICE AGENCY		0							
5-REFERRED TO CRIMINAL OR ADULT CRT		0							

AGENCY NORTH POLE PD

AGE, SEX AND RACE OF PERSON ARRESTED

OFFENSE CLASS.	SEX	18 YEARS OF AGE AND OVER														TOT	WHT	BLK	RACE			
		18	19	20	21	22	23	24	25	30	35	40	45	50	55				60	65	OV	IND
MURDER 01A	M							29	34	39	44	49	54	59	64							
MANSLAUGHT. 01B	M																					
RAPE 02	M																					
ROBBERY 03	M																					
AGG. ASSAULT 04	M																				1	
BURGLARY 05	M									1											1	
LARCENY 06	M			1																	1	
MV. THEFT 07	M																					
OTH ASSLT. 08	M			1			1				1										3	
ARSON 09	M																					
FORGERY 10	M																					
FRAUD 11	M																					
EMBEZZLMNT. 12	M																					
STLN. PROP. 13	M																					
VANDALISM 14	M										1										1	
WEAPONS 15	M			1																	1	
PROSTITUT. 16	M																					
SEX OFFNS. 17	M																					
DRUG/TOTAL 18	M	1																			1	
SALE TOTAL	M																					
NARCOTICS A	M																					
MARIJUANA B	M																					
SYNTHETIC C	M																					
DANGEROUS D	M																					
POSSESS. TOT	M	1																			1	
NARCOTICS E	M																					
MARIJUANA F	M	1																			1	
SYNTHETIC G	M																					
DANGEROUS H	M																					
GAMBL TOT. 19	M																					
BOOKMAKING A	M																					
NUMBERS B	M																					
OTH GAMBL. C	M																					
FAMILY/CHLD 20	M																					
DRIV. INFLC. 21	M		1	2				5	2	2	3	1	3								19	
LIQUOR 22	M			1			1														2	
DISORDERLY 24	M						1														1	
ALL OTHER 26	M							1	1												2	
TOTAL		1	1	6			2	6	6	3	3	1	3								32	
																					28	
																					2	
																					2	

AGENCY NORTH SLOPE BOROUGH
RETURN A - COUNT OF OFFENSES KNOWN TO POLICE

(1)	(2)	(3)	(4)	(5)	(6)
CLASSIFICATION OF OFFENSES	OFFENSES REPORTED OR KNOWN	UNFOUNDED, FALSE OR BASELESS	NUMBER OF ACTUAL OFFENSES	TOTAL OFFENSES CLEARED BY ARREST OR EXCEPT	NUMBER OF CLEARANCES PERSONS UNDER 18
1. CRIMINAL HOMICIDE					
A. MURDER AND NONNEG. MANSLAUGHTER	4	1	3	3	
B. MANSLAUGHTER BY NEGLIGENCE					
2. FORCIBLE RAPE					
A. RAPE BY FORCE	41	9	32	14	
B. ATTEMPTS TO COMMIT FORC. RAPE	30	8	22	8	
TOTAL	11	1	10	6	
3. ROBBERY					
A. FIREARM	6		6	2	
B. KNIFE OR CUTTING INSTRUMENT	1		1		
C. OTHER DANGEROUS WEAPON	1		1		
D. STRONG-ARM (HANDS, FIST, FEET)	4		4	2	
4. ASSAULT					
A. FIREARM	192	7	185	114	
B. KNIFE OR CUTTING INSTRUMENT	12	1	11	7	
C. OTHER DANGEROUS WEAPON	20		20	13	
D. HANDS, FIST, FEET - AGGRAVATED	5		5	3	
E. OTHER ASSAULTS - SIMPLE	6		6	4	
TOTAL	149	6	143	87	
5. BURGLARY					
A. FORCIBLE ENTRY	111	12	99	12	1
B. UNLAWFUL ENTRY - NO FORCE	57	2	55	7	1
C. ATTEMPTED FORCIBLE ENTRY	53	10	43	5	
TOTAL	1		1		
6. LARCENY-THEFT (EXCEPT MOTOR VEH) TOTAL	218	17	201	69	2
7. MOTOR VEHICLE THEFT					
A. AUTOS	276	17	259	155	4
B. TRUCKS AND BUSES	12	2	10	8	
C. OTHER VEHICLES	57	4	53	33	
TOTAL	207	11	196	114	4
GRAND TOTAL	848	63	785	369	7

CLASSIFICATION OF OFFENSE	PROPERTY STOLEN BY CLASSIFICATION	
	NUMBER OF ACTUAL OFFENSES	VALUE OF PROPERTY STOLEN
1. MURDER / NONNEG. MANSLAUGHTER	3	\$
2. FORCIBLE RAPE (TOTAL)	32	\$
3. ROBBERY		
A. HIGHWAY (STREET, ALLEYS ETC)		\$
B. COMMERCIAL HOUSE (EX. C,D,F)		
C. GAS OR SERVICE STATION		
D. CHAIN STORE	1	
E. RESIDENCE (ANYWHERE ON PREM)	4	1,020
F. BANK		
G. MISCELLANEOUS	1	600
TOTAL-ROBBERY	6	1,620
4. ASSAULT-NOT APPLICABLE		
5. BURGLARY- BREAKING OR ENTERING		
A. RESIDENCE (Dwelling)		
1. NIGHT (6 P.M. - 6 A.M.)	29	\$ 9,835
2. DAY (6 A.M. - 6 P.M.)	12	4,790
3. UNKNOWN	14	12,095
B. NONRESIDENCE (STORE, OFF, ETC)		
1. NIGHT (6 P.M. - 6 A.M.)	26	\$ 29,531
2. DAY (6 A.M. - 6 P.M.)	4	2,640
3. UNKNOWN	14	8,343
TOTAL-BURGLARY	99	67,234
6. LARCENY- THEFT (EXCEPT VEH)		
A. \$200 AND OVER	108	\$ 832,964
B. \$50 TO \$200	42	5,836
C. UNDER \$50	51	1,155
TOTAL-LARCENY	201	839,955
7. MOTOR VEHICLE THEFT	259	1,003,256
GRAND TOTAL ALL ITEMS		1,912,065
6X. NATURE OF LARCENIES UNDER 6.		
A. POCKET-PICKING	1	\$ 100
B. PURSE-SNATCHING	1	50
C. SHOPLIFTING	34	912
D. FROM MOTOR VEHICLES	10	5,553
E. MOTOR VEHICLE PARTS AND ACC.	5	3,540
F. BICYCLES	27	4,673
G. FROM BUILDINGS (EXCEPT C&H)	96	742,324
H. FROM ANY COIN-OP MACHINES	1	50
I. ALL OTHER	26	83,053
TOTAL-LARCENIES	201	839,955
7X. MOTOR VEHICLES RECOVERED		
A. NUMBER STOLEN LOCALLY AND RECOVERED LOCALLY		210
B. NUMBER STOLEN LOCALLY AND RECOVERED OTHER JURISDICTIONS		
C. TOTAL LOCALLY STOLEN MOTOR VEHICLES RECOVERED		210
D. NUMBER STOLEN OUT OF TOWN, RECOVERED LOCALLY		

*** TYPE OF PROPERTY *** (1)	PROPERTY BY TYPE AND VALUE	
	*** VALUE OF PROPERTY STOLEN *** (2)	STOLEN AND RECOVERED IN YOUR JURISDICTION *** RECOVERED (3)
A. CURRENCY, NOTES, ETC	\$ 484,100	\$ 5,062
B. JEWELRY AND PRECIOUS METALS	24,960	2,300
C. CLOTHING AND FURS	22,058	425
D. LOCALLY STOLEN MOTOR VEHICLES	984,426	811,426
E. OFFICE EQUIPMENT	3,000	0
F. TELEVISION, RADIOS, CAMERAS, ETC	25,635	328
G. FIREARMS	4,898	0
H. HOUSEHOLD GOODS	10,695	3,400
I. CONSUMABLE GOODS	202,639	407
J. LIVESTOCK	0	0
K. MISCELLANEOUS	149,654	39,440
TOTALS	\$ 1,912,065	\$ 862,788

AGENCY NORTH SLOPE BOROUGH

AGE, SEX AND RACE OF PERSONS ARRESTED

OFFENSE CLASS.	SEX	UNDER 18 YEARS OF AGE						TOTAL UND 18	RACE				
		10/ UND	11 12	12 13	13 14	15	16		17	WHITE	BLACK	AM/INDN	ASIAN
MURDER 01A	M												
MANSLAUGHT. 01B	M												
RAPE 02	M					1	1	2					2
ROBBERY 03	M												
AGG. ASSAULT 04	M												
BURGLARY 05	M		1	2			3	1	7				8
LARCENY 06	M				1		1		2				2
MV. THEFT 07	M			1	1	1	1		4				4
OTH ASSLT. 08	M		1				2		3				4
ARSON 09	M							1	1				
FORGERY 10	M												
FRAUD 11	M												
EMBEZZLMNT. 12	M												
STLN. PROP. 13	M												
VANDALISM 14	M					1	1		2				2
WEAPONS 15	M								1				
PROSTITUT. 16	M												
SEX OFFNS. 17	M												
DRUG/TOTAL 18	M			1					1	1			
SALE TOTAL	M												
NARCOTICS A	M												
MARIJUANA B	M												
SYNTHETIC C	M												
DANGEROUS D	M												
POSSESS. TOT	M			1					1	1			
NARCOTICS E	M												
MARIJUANA F	M			1					1	1			
SYNTHETIC G	M												
DANGEROUS H	M												
GAMBL TOT. 19	M												
BOOKMAKING A	M												
NUMBERS B	M												
OTH GAMBL. C	M												
FAMILY/CHLD 20	M												
DRIV. INFLC. 21	M												
LIQUOR 22	M	1	1	5	2	7	19		35				82
DISORDERLY 24	M			2	14	7	24		47				
ALL OTHER 26	M				1	1	2		5				7
CURFEW 28	M				2	1	2		5				
RUNAWAY 29	M			1					1				1
TOTAL		1	5	12	24	25	48	113	1				112
POLICE DISPOSITION OF JUVENILES				113									
1. HANDLED WITHIN DEPT AND RELEASED				70									
2. REFERRED TO JUV. COURT/PROB DEPT.				13									
3. REFERRED TO WELFARE AGENCY				30									
4. REFERRED TO OTHER POLICE AGENCY				0									
5. REFERRED TO CRIMINAL OR ADULT CRT				0									

AGENCY NORTH SLOPE BOROUGH

AGE, SEX AND RACE OF PERSON ARRESTED

OFFENSE CLASS.	SEX	18 YEARS OF AGE AND OVER														TOT	WHT	BLK	RACE				
		18	19	20	21	22	23	24	25	30	35	40	45	50	55				60	65	OV	IND	ASN
MURDER 01A	M	1		1					29	34	39	44	49	54	59	64	OV	2					3
MANSLAUGHT.01B	M	1																1					
RAPE 02	M			1	1			2	1		1							6					6
ROBBERY 03	M																						
AGG. ASSAULT 04	M	1					3	5	2	1	1							13	1				14
BURGLARY 05	M	1	1	1		1												2					3
LARCENY 06	M		2	2		1		2	1	1	1	2	1					13	3			1	12
MV. THEFT 07	M	1	3	1	1			2	1	1								10				1	10
OTH ASSLT. 08	M	3		1	1	1	4	13	6	1	3	2	1					36	4				37
ARSON 09	M			1		1		2		1								5					
FORGERY 10	M																						
FRAUD 11	M																						
EMBEZZLMNT. 12	M																						
STLN. PROP. 13	M																						
VANDALISM 14	M	2	1			1		4	2									10	2				10
WEAPONS 15	M	1	1		2	1		5		1	3			1				14	4				10
PROSTITUT. 16	M																						
SEX OFFNS. 17	M																						
DRUG/TOTAL 18	M								1									1					1
SALE TOTAL	M																						
NARCOTICS	A																						
MARIJUANA	B																						
SYNTHETIC	C																						
DANGEROUS	D																						
POSSESS. TOT	M								1									1					1
NARCOTICS	E								1									1					1
MARIJUANA	F																						
SYNTHETIC	G																						
DANGEROUS	H																						
GAMBL TOT. 19	M																						
BOOKMAKING	A																						
NUMBERS	B																						
OTH GAMBL.	C																						
FAMILY/CHLD 20	M																						
DRIV. INFLC. 21	M		2	1	1	4	1	3	19	9	6	5	4	1				56	8				57
LIQUOR 22	M	32	1	1	2	2		2	2	1	2							36					67
DISORDERLY 24	M	30				1	2	2	1	6	2							31					17
ALL OTHER 26	M	4	4	5	6	2	1	4	22	8	2		1	2	1			62	8				60
TOTAL		80	18	13	14	15	14	9	89	37	16	16	9	6	1			339	30			2	307

RETURN A - COUNT OF OFFENSES KNOWN TO POLICE

(1)	(2)	(3)	(4)	(5)	(6)
CLASSIFICATION OF OFFENSES	OFFENSES REPORTED OR KNOWN	UNFOUNDED, FALSE OR BASELESS	NUMBER OF ACTUAL OFFENSES	TOTAL OFFENSES CLEARED BY ARREST OR EXCEPT	NUMBER OF CLEARANCES PERSONS UNDER 18
1. CRIMINAL HOMICIDE					
A. MURDER AND NONNEG. MANSLAUGHTER					
B. MANSLAUGHTER BY NEGLIGENCE					
2. FORCIBLE RAPE	TOTAL	1	1		
A. RAPE BY FORCE		1	1		
B. ATTEMPTS TO COMMIT FORC. RAPE					
3. ROBBERY	TOTAL	2	2		
A. FIREARM		1	1		
B. KNIFE OR CUTTING INSTRUMENT					
C. OTHER DANGEROUS WEAPON					
D. STRONG-ARM (HANDS, FIST, FEET)		1	1		
4. ASSAULT	TOTAL	35	35	29	3
A. FIREARM		3	3	3	1
B. KNIFE OR CUTTING INSTRUMENT		1	1	1	
C. OTHER DANGEROUS WEAPON					
D. HANDS, FIST, FEET- AGGRAVATED		2	2	1	
E. OTHER ASSAULTS- SIMPLE		29	29	24	2
5. BURGLARY	TOTAL	26	24	8	4
A. FORCIBLE ENTRY		16	16	6	3
B. UNLAWFUL ENTRY- NO FORCE		5	1	4	1
C. ATTEMPTED FORCIBLE ENTRY		5	4	2	
6. LARCENY-THEFT (EXCEPT MOTOR VEH) TOTAL		132	9	123	18
7. MOTOR VEHICLE THEFT	TOTAL	31	6	25	4
A. AUTOS		10	1	9	2
B. TRUCKS AND BUSES		13	3	10	2
C. OTHER VEHICLES		8	2	6	
GRAND-TOTAL		227	20	207	29

CLASSIFICATION OF OFFENSE	PROPERTY STOLEN BY CLASSIFICATION	
	NUMBER OF ACTUAL OFFENSES	VALUE OF PROPERTY STOLEN
1. MURDER / NONNEG. MANSLAUGHTER		\$
2. FORCIBLE RAPE (TOTAL)		\$
3. ROBBERY		\$
A. HIGHWAY (STREET, ALLEYS ETC)		
B. COMMERCIAL HOUSE (EX. C,D,F)		
C. GAS OR SERVICE STATION		
D. CHAIN STORE		
E. RESIDENCE (ANYWHERE ON-PREM)		
F. BANK		
G. MISCELLANEOUS		
TOTAL-ROBBERY		
4. ASSAULT-NOT APPLICABLE		
5. BURGLARY- BREAKING OR ENTERING		
A. RESIDENCE (CHELLING)		
1. NIGHT (6 P.M. - 6 A.M.)	3	\$ 1,470
2. DAY (6 A.M. - 6 P.M.)	5	1,960
3. UNKNOWN	3	3,560
B. NONRESIDENCE (STORE, OFF, ETC)		
1. NIGHT (6 P.M. - 6 A.M.)	8	\$ 3,350
2. DAY (6 A.M. - 6 P.M.)	1	80
3. UNKNOWN	4	732
TOTAL-BURGLARY	24	11,152
6. LARCENY- THEFT (EXCEPT VEH)		
A. \$200 AND OVER	47	\$ 58,902
B. \$50 TO \$200	43	4,486
C. UNDER \$50	33	797
TOTAL-LARCENY	123	64,185
7. MOTOR VEHICLE THEFT	25	76,050
GRAND TOTAL ALL ITEMS		151,387
6X. NATURE OF LARCENIES UNDER 6.		
A. POCKET-PICKING		\$
B. PURSE-SNATCHING		
C. SHOPLIFTING	8	171
D. FROM MOTOR VEHICLES	28	3,122
E. MOTOR VEHICLE PARTS AND ACC.	16	3,596
F. BICYCLES	12	2,135
G. FROM BUILDINGS (EXCEPT C&H)	30	22,253
H. FROM ANY COIN-OP MACHINES		
I. ALL-OTHER	29	32,908
TOTAL-LARCENIES	123	64,185
7X. MOTOR VEHICLES RECOVERED		
A. NUMBER STOLEN LOCALLY AND RECOVERED LOCALLY		14
B. NUMBER STOLEN LOCALLY AND RECOVERED OTHER JURISDICTIONS		4
C. TOTAL LOCALLY STOLEN MOTOR VEHICLES RECOVERED		18
D. NUMBER STOLEN OUT OF TOWN, RECOVERED LOCALLY		2

*** TYPE OF PROPERTY ***	PROPERTY BY TYPE AND VALUE	
	*** VALUE OF PROPERTY STOLEN ***	*** VALUE OF PROPERTY STOLEN AND RECOVERED IN YOUR JURISDICTION ***
(1)	(2)	(3)
A. CURRENCY, NOTES, ETC	\$ 18,601	\$ 894
B. JEWELRY AND PRECIOUS METALS	58	0
C. CLOTHING AND FURS	1,398	80
D. LOCALLY STOLEN MOTOR VEHICLES	76,050	53,350
E. OFFICE EQUIPMENT	0	0
F. TELEVISION, RADIOS, CAMERAS, ETC	4,835	850
G. FIREARMS	1,950	950
H. HOUSEHOLD GOODS	2,710	0
I. CONSUMABLE GOODS	1,193	383
J. LIVESTOCK	0	0
K. MISCELLANEOUS	44,592	4,355
TOTALS	\$ 151,387	\$ 60,862

AGENCY PALMER PD

AGE, SEX AND RACE OF PERSONS ARRESTED

OFFENSE CLASS.	SEX	UNDER 18 YEARS OF AGE						TOTAL UND 18	RACE					
		10/ UND	11 12	13 14	15	16	17		WHITE	BLACK	AM/INDN	ASIAN	ESKIMO	
MURDER .01A	M													
MURDER .01A	F													
MANSLAUGHT.01B	M													
MANSLAUGHT.01B	F													
RAPE .02	M													
RAPE .02	F													
ROBBERY .03	M													
ROBBERY .03	F													
AGG.ASSAULT04	M		1					1	1					
AGG.ASSAULT04	F													
BURGLARY .05	M			3		1	2	6	6					
BURGLARY .05	F													
LARCENY .06	M	2	1	4	6	3	3	19	19					
LARCENY .06	F													
MV. THEFT .07	M			3	2	1		6	6					
MV. THEFT .07	F													
OTH ASSLT.08	M			1				1	2					
OTH ASSLT.08	F													
ARSON .09	M				1			1						
ARSON .09	F													
FORGERY .10	M													
FORGERY .10	F													
FRAUD .11	M													
FRAUD .11	F													
EMBEZZLMNT.12	M													
EMBEZZLMNT.12	F													
STLN. PROP.13	M													
STLN. PROP.13	F													
VANDALISM .14	M						1	1	1					
VANDALISM .14	F													
WEAPONS .15	M		1			1	1	3	3					
WEAPONS .15	F													
PROSTITUT. 16	M													
PROSTITUT. 16	F													
SEX OFFNS. 17	M													
SEX OFFNS. 17	F													
DRUG/TOTAL 18	M				1			1	6					
DRUG/TOTAL 18	F			2	1	2		5						
SALE TOTAL	M													
SALE TOTAL	F													
NARCOTICS A	M													
NARCOTICS A	F													
MARIJUANA B	M													
MARIJUANA B	F													
SYNTHETIC C	M													
SYNTHETIC C	F													
DANGEROUS D	M													
DANGEROUS D	F													
POSSESS. TOT	M				1			1	6					
POSSESS. TOT	F			2	1	2		5						
NARCOTICS E	M													
NARCOTICS E	F													
MARIJUANA F	M				1			1	6					
MARIJUANA F	F			2	1	2		5						
SYNTHETIC G	M													
SYNTHETIC G	F													
DANGEROUS H	M													
DANGEROUS H	F													
GAMBL TOT. 19	M													
GAMBL TOT. 19	F													
BOOKMAKING A	M													
BOOKMAKING A	F													
NUMBERS B	M													
NUMBERS B	F													
OTH GAMBL. C	M													
OTH GAMBL. C	F													
FAMILY/CHLD20	M													
FAMILY/CHLD20	F													
DRIV.INFLC.21	M						2	2	2					
DRIV.INFLC.21	F													
LIQUOR .22	M			5	4	3	3	15	17		1			
LIQUOR .22	F			2			1	3						
DISORDERLY 24	M						1	1	1					
DISORDERLY 24	F													
ALL OTHER .26	M			1				1	1					
ALL OTHER .26	F													
CURFEW .28	M		1	2	1			4	4					
CURFEW .28	F													
RUNAWAY .29	M				1			1	4					
RUNAWAY .29	F	1	1			1		3						
TOTAL		3	5	23	17	15	11	74	73		1			
POLICE DISPOSITION OF JUVENILES				74										
1.HANDLED WITHIN DEPT AND RELEASED				7										
2.REFERRED TO JUV. COURT/PROB DEPT.				63										
3.REFERRED TO WELFARE AGENCY				4										
4.REFERRED TO OTHER POLICE AGENCY				0										
5.REFERRED TO CRIMINAL OR ADULT CRT				0										

AGENCY PALMER PD

AGE, SEX AND RACE OF PERSON ARRESTED

OFFENSE CLASS.	SEX	18 YEARS OF AGE AND OVER														TOT	WHT	RACE				
		18	19	20	21	22	23	24	25	30	35	40	45	50	55			60	65	OV	BLK	IND
MURDER 01A	M								29	34	39	44	49	54	59	64	OV	3	3			
MANSLAUGHT.01B	M																					
RAPE 02	M																					
ROBBERY 03	M																					
AGG.ASSAULT04	M								1	1	1							3	3			
BURGLARY 05	M	1		1					1									3	2		1	
LARCENY 06	M	1							1					1				3	6			
MV. THEFT 07	M	1	1			1			1									5			1	
OTH ASSLT.08	M			5		2	2		4	1	3	2						19	20			
ARSON 09	M										1							1				
FORGERY 10	M	1																1	1			
FRAUD 11	M																					
EMBEZZLMNT.12	M																					
STLN. PROP.13	M																					
VANDALISM 14	M		1					1	2									4	5			
WEAPONS 15	M		1				1				1							1				
PROSTITUT. 16	M																	2	2			
SEX OFFNS. 17	M																					
DRUG/TOTAL 18	M																					
SALE TOTAL	M																					
NARCOTICS A	M																					
MARIJUANA B	M																					
SYNTHETIC C	M																					
DANGEROUS D	M																					
POSSESS.TOT	M																					
NARCOTICS E	M																					
MARIJUANA F	M																					
SYNTHETIC G	M																					
DANGEROUS H	M																					
GAMBL TOT. 19	M																					
BOOKMAKING A	M																					
NUMBERS B	M																					
OTH GAMBL. C	M																					
FAMILY/CHLD20	M																					
DRIV.INFLC.21	M	1	2	5	6	5	1	1	14	12	10	8	5	1	2	1	2	77	81	1	6	
LIQUOR 22	M	2	3	1		1				2	2	1	3					11				
DISORDERLY 24	M								2	3		1						6	8		1	
ALL OTHER 26	M		1					1	1		2	1				1		5	5			
TOTAL		7	9	14	6	9	5	4	26	22	17	14	8	2	2	2	2	149	139	1	9	

(1)	(2)	(3)	(4)	(5)	(6)
CLASSIFICATION OF OFFENSES	OFFENSES REPORTED OR KNOWN	UNFOUNDED, FALSE OR BASELESS	NUMBER OF ACTUAL OFFENSES	TOTAL OFFENSES CLEARED BY ARREST OR EXCEPT	NUMBER OF CLEARANCES PERSONS UNDER 18
1. CRIMINAL HOMICIDE					
A. MURDER AND NONNEG. MANSLAUGHTER					
B. MANSLAUGHTER BY NEGLIGENCE					
2. FORCIBLE RAPE	TOTAL				
A. RAPE BY FORCE					
B. ATTEMPTS TO COMMIT FORC. RAPE					
3. ROBBERY	TOTAL				
A. FIREARM					
B. KNIFE OR CUTTING INSTRUMENT					
C. OTHER DANGEROUS WEAPON					
D. STRONG-ARM (HANDS, FIST, FEET)					
4. ASSAULT	TOTAL	47	1	46	29
A. FIREARM		1		1	1
B. KNIFE OR CUTTING INSTRUMENT					
C. OTHER DANGEROUS WEAPON		2		2	
D. HANDS, FIST, FEET- AGGRAVATED		9	1	8	5
E. OTHER ASSAULTS- SIMPLE		35		35	23
5. BURGLARY	TOTAL	33	4	29	5
A. FORCIBLE ENTRY		20	2	18	3
B. UNLAWFUL ENTRY- NO FORCE		12	1	11	2
C. ATTEMPTED FORCIBLE ENTRY		1	1		
6. LARCENY-THEFT (EXCEPT MOTOR VEH) TOTAL		99	5	94	20
7. MOTOR VEHICLE THEFT	TOTAL	37	8	29	5
A. AUTOS		16	6	10	3
B. TRUCKS AND BUSES		14	2	12	2
C. OTHER VEHICLES		7		7	
GRAND-TOTAL		216	18	198	59

CLASSIFICATION OF OFFENSE	PROPERTY STOLEN BY CLASSIFICATION	
	NUMBER OF ACTUAL OFFENSES	VALUE OF PROPERTY STOLEN
1. MURDER / NONNEG. MANSLAUGHTER		\$
2. FORCIBLE RAPE (TOTAL)		\$
3. ROBBERY		\$
A. HIGHWAY-(STREET, ALLEYS-ETC)		
B. COMMERCIAL HOUSE (EX. C,D,F)		
C. GAS OR SERVICE STATION		
D. CHAIN STORE		
E. RESIDENCE (ANYWHERE ON-PREM)		
F. BANK		
G. MISCELLANEOUS		
TOTAL-ROBBERY		
4. ASSAULT-NOT APPLICABLE		
5. BURGLARY- BREAKING OR ENTERING		
A. RESIDENCE (DWELLING)		
1. NIGHT (6 P.M. - 6 A.M.)	3	\$ 810
2. DAY (6 A.M. - 6 P.M.)	2	365
3. UNKNOWN	4	1,940
B. NONRESIDENCE (STORE, OFF, ETC)		
1. NIGHT (6 P.M. - 6 A.M.)	14	\$ 1,475
2. DAY (6 A.M. - 6 P.M.)		
3. UNKNOWN	6	9,560
TOTAL-BURGLARY	29	14,150
6. LARCENY- THEFT (EXCEPT VEH)		
A. \$200 AND OVER	25	\$ 20,496
B. \$50 TO \$200	44	6,193
C. UNDER \$50	25	729
TOTAL-LARCENY	94	27,418
7. MOTOR VEHICLE THEFT	29	64,600
GRAND TOTAL ALL ITEMS		106,168
6X. NATURE OF LARCENIES UNDER 6.		\$
A. POCKET-PICKING		
B. PURSE-SNATCHING	1	50
C. SHOPLIFTING	5	1,141
D. FROM MOTOR VEHICLES	17	3,565
E. MOTOR VEHICLE PARTS AND ACC.	1	80
F. BICYCLES	24	4,525
G. FROM BUILDINGS (EXCEPT C&H)	24	7,915
H. FROM ANY COIN-OP MACHINES		
I. ALL OTHER	22	10,142
TOTAL-LARCENIES	94	27,418
7X. MOTOR VEHICLES RECOVERED		
A. NUMBER STOLEN LOCALLY AND RECOVERED LOCALLY		24
B. NUMBER STOLEN LOCALLY AND RECOVERED OTHER JURISDICTIONS		1
C. TOTAL LOCALLY STOLEN MOTOR VEHICLES RECOVERED		25
D. NUMBER STOLEN OUT OF TOWN, RECOVERED LOCALLY		

*** TYPE OF PROPERTY ***	PROPERTY BY TYPE AND VALUE	
	*** VALUE OF PROPERTY STOLEN ***	STOLEN AND RECOVERED IN YOUR JURISDICTION ***
(1)	(2)	(3)
A. CURRENCY, NOTES, ETC	\$ 7,996	\$ 460
B. JEWELRY AND PRECIOUS METALS	1,268	8
C. CLOTHING AND FURS	467	73
D. LOCALLY STOLEN MOTOR VEHICLES	62,250	58,900
E. OFFICE EQUIPMENT	0	0
F. TELEVISION, RADIOS, CAMERAS, ETC	9,915	0
G. FIREARMS	1,420	0
H. HOUSEHOLD GOODS	535	0
I. CONSUMABLE GOODS	674	260
J. LIVESTOCK	0	0
K. MISCELLANEOUS	21,643	8,095
TOTALS	\$ 106,168	\$ 67,796

AGENCY PETERSBURG PD

AGE, SEX AND RACE OF PERSONS ARRESTED

OFFENSE CLASS.	SEX	UNDER 18 YEARS OF AGE						** RACE **					
		10/ UND	11 12	13 14	15	16	17	TOTAL UND 18	WHITE	BLACK	AM/INDN	ASIAN	ESKIMO
MURDER 01A	M												
MANSLAUGHT. 01B	M												
RAPE 02	M												
ROBBERY 03	M												
AGG. ASSAULT 04	M												
BURGLARY 05	M		1		1		1	3	3				
LARCENY 06	M			1	1	5		6	6		1		
MV. THEFT 07	M							1					
OTH ASSLT. 08	M				1			1			1		
ARSON 09	M												
FORGERY 10	M												
FRAUD 11	M												
EMBEZZLNT. 12	M												
STLN. PROP. 13	M												
VANDALISM 14	M												
WEAPONS 15	M												
PROSTITUT. 16	M												
SEX OFFNS. 17	M						1	1	1				
DRUG/TOTAL 18	M		3	2	2	2		6	11				
SALE TOTAL	M			2				5					
NARCOTICS A	M												
MARIJUANA B	M												
SYNTHETIC C	M												
DANGEROUS D	M												
POSSESS. TOT	M		3	2	2	2		6	11				
NARCOTICS E	M												
MARIJUANA F	M		3	2	2	2		6	11				
SYNTHETIC G	M												
DANGEROUS H	M												
GAMBL TOT. 19	M												
BOOKMAKING A	M												
NUMBERS B	M												
OTH GAMBL. C	M												
FAMILY/CHLD 20	M												
DRIV. INFLC. 21	M												
LIQUOR 22	M				2	2	4	8	5		3		
DISORDERLY 24	M												
ALL OTHER 26	M		1		1	1		3	2		2		
CURFEW 28	M	1	2	2	2	1	4	11	7		5		
RUNAWAY 29	M				1			1			1		
TOTAL		1	7	7	12	11	10	48	36		12		

POLICE DISPOSITION OF JUVENILES	48
1-HANDLED WITHIN DEPT AND RELEASED	14
2-REFERRED TO JUV. COURT/PROB DEPT.	30
3-REFERRED TO WELFARE AGENCY	4
4-REFERRED TO OTHER POLICE AGENCY	0
5-REFERRED TO CRIMINAL OR ADULT CRT	0

AGENCY PETERSBURG PD

AGE, SEX AND RACE OF PERSON ARRESTED

OFFENSE CLASS.	SEX	18 YEARS OF AGE AND OVER														TOT	WHT	RACE				
		18	19	20	21	22	23	24	25	30	35	40	45	50	55			60	65	OV	BLK	IND
MURDER 01A	M																					
MANSLAUGHT 01B	M																					
RAPE 02	M																					
ROBBERY 03	M																					
AGG. ASSAULT 04	M																					
BURGLARY 05	M	1	1						2								4	2		2		
LARCENY 06	M			1													1	1		1		
MV. THEFT 07	M	1							2								1			3		
OTH ASSLT. 08	M		1	2	1	1	1	1	2	2		2	1	1			13	12		4		
ARSON 09	M				1			1	1								3					
FORGERY 10	M																					
FRAUD 11	M			1													1	1				
EMBEZZLMT. 12	M																					
STLN. PROP. 13	M																					
VANDALISM 14	M	2	1					1	1			1					6	5		1		
WEAPONS 15	M					1		1	1								3	2		1		
PROSTITUT. 16	M																					
SEX OFFNS. 17	M																					
DRUG/TOTAL 18	M		1						2								3			3		
SALE TOTAL	M		1														1			1		
HARCOTICS A	M																					
MARIJUANA B	M																					
SYNTHETIC C	M																					
DANGEROUS D	M		1														1			1		
POSSESS. TOT	M								2								2			2		
HARCOTICS E	M																					
MARIJUANA F	M								1								1			1		
SYNTHETIC G	M																					
DANGEROUS H	M								1								1			1		
GAMBL TOT. 19	M																					
BOOKMAKING A	M																					
NUMBERS B	M																					
OTH GAMBL. C	M																					
FAMILY/CHLD 20	M																					
DRIV. INFLC. 21	M		2	2	1	1	1	2	2	3		1	1				16	15		3		
LIQUOR 22	M	1		1	1	1				1						2	4		3			
DISORDERLY 24	M	3				1	1	1	2							3	4		1			
ALL OTHER 26	M								2	1		1					4	3		1		
TOTAL		9	7	7	4	5	3	6	16	7	4	3	1				72	49		23		

(1) CLASSIFICATION OF OFFENSES	(2) OFFENSES REPORTED OR KNOWN	(3) UNFOUNDED, FALSE OR BASELESS	(4) NUMBER OF ACTUAL OFFENSES	(5) TOTAL OFFENSES CLEARED BY ARREST OR EXCEPT	(6) NUMBER OF CLEARANCES PERSONS UNDER 18
1. CRIMINAL HOMICIDE					
A. MURDER AND NONNEG. MANSLAUGHT					
B. MANSLAUGHTER BY NEGLIGENCE					
2. FORCIBLE RAPE	TOTAL				
A. RAPE BY FORCE					
B. ATTEMPTS TO COMMIT FORC. RAPE					
3. ROBBERY	TOTAL				
A. FIREARM					
B. KNIFE OR CUTTING INSTRUMENT					
C. OTHER DANGEROUS WEAPON					
D. STRONG-ARM (HANDS, FIST, FEET)					
4. ASSAULT	TOTAL	2	2		
A. FIREARM					
B. KNIFE OR CUTTING INSTRUMENT					
C. OTHER DANGEROUS WEAPON					
D. HANDS, FIST, FEET- AGGRAVATED	2		2		
E. OTHER ASSAULTS- SIMPLE					
5. BURGLARY	TOTAL	6	6	1	1
A. FORCIBLE ENTRY	4		4		
B. UNLAWFUL ENTRY- NO FORCE	1		1	1	1
C. ATTEMPTED FORCIBLE ENTRY	1		1		
6. LARCENY-THEFT (EXCEPT MOTOR VEH)TOTAL	8	1	7	3	3
7. MOTOR VEHICLE THEFT	TOTAL				
A. AUTOS					
B. TRUCKS AND BUSES					
C. OTHER VEHICLES					
GRAND TOTAL	16	1	15	4	4

PROPERTY STOLEN BY CLASSIFICATION

CLASSIFICATION OF OFFENSE	NUMBER OF ACTUAL OFFENSES	VALUE OF PROPERTY STOLEN
1. MURDER / NONNEG. MANSLAUGHTER		\$
2. FORCIBLE RAPE (TOTAL)		\$
3. ROBBERY		\$
A. HIGHWAY (STREET, ALLEYS ETC)		
B. COMMERCIAL HOUSE (EX. C,D,F)		
C. GAS OR SERVICE STATION		
D. CHAIN STORE		
E. RESIDENCE (ANYWHERE ON PREM)		
F. BANK		
G. MISCELLANEOUS		
TOTAL-ROBBERY		
4. ASSAULT-NOT APPLICABLE		
5. BURGLARY- BREAKING OR ENTERING		
A. RESIDENCE (DWELLING)		
1. NIGHT (6 P.M. - 6 A.M.)	1	\$ 150
2. DAY (6 A.M. - 6 P.M.)	1	
3. UNKNOWN	1	
B. NONRESIDENCE (STORE, OFF, ETC)		
1. NIGHT (6 P.M. - 6 A.M.)	1	\$
2. DAY (6 A.M. - 6 P.M.)		
3. UNKNOWN	2	550
TOTAL-BURGLARY	6	700
6. LARCENY- THEFT (EXCEPT VEH)		
A. \$200 AND OVER	3	\$ 1,050
B. \$50 TO \$200	4	48
C. UNDER \$50	7	1,098
TOTAL-LARCENY		
7. MOTOR VEHICLE THEFT		
GRAND TOTAL ALL ITEMS		1,798
6X. NATURE OF LARCENIES UNDER 6.		\$
A. POCKET-PICKING		
B. PURSE-SNATCHING		
C. SHOPLIFTING	1	7
D. FROM MOTOR VEHICLES	1	15
E. MOTOR VEHICLE PARTS AND ACC.	2	1,050
F. BICYCLES		
G. FROM BUILDINGS (EXCEPT C&H)	1	10
H. FROM ANY COIN-OP MACHINES		
I. ALL OTHER	2	16
TOTAL-LARCENIES	7	1,098
7X. MOTOR VEHICLES RECOVERED		
A. NUMBER STOLEN LOCALLY AND RECOVERED LOCALLY		1
B. NUMBER STOLEN LOCALLY AND RECOVERED OTHER JURISDICTIONS		
C. TOTAL LOCALLY STOLEN MOTOR VEHICLES RECOVERED		1
D. NUMBER STOLEN OUT OF TOWN, RECOVERED LOCALLY		

PROPERTY BY TYPE AND VALUE

*** TYPE OF PROPERTY *** (1)	*** VALUE OF PROPERTY STOLEN AND RECOVERED IN YOUR JURISDICTION *** STOLEN (2)	RECOVERED (3)
A. CURRENCY, NOTES, ETC	\$ 150	\$ 0
B. JEWELRY AND PRECIOUS METALS	0	0
C. CLOTHING AND FURS	0	0
D. LOCALLY STOLEN MOTOR VEHICLES	250	250
E. OFFICE EQUIPMENT	0	0
F. TELEVISION, RADIOS, CAMERAS, ETC	350	0
G. FIREARMS	0	0
H. HOUSEHOLD GOODS	0	0
I. CONSUMABLE GOODS	22	7
J. LIVESTOCK	0	0
K. MISCELLANEOUS	1,026	16
TOTALS	\$ 1,798	\$ 273

AGENCY SELDOVIA PD

AGE, SEX AND RACE OF PERSONS ARRESTED

Reported Jan - April only

OFFENSE CLASS.	SEX	UNDER 18 YEARS OF AGE						TOTAL UND 18	WHITE	** RACE **				ESKIMO
		10/ UND	11 12	13 14	15	16	17			BLACK	AM/INDN	ASIAN		
MURDER 01A	M													
MANSLAUGHT.01B	M													
RAPE 02	M													
ROBBERY 03	M													
AGG. ASSAULT 04	M													
BURGLARY 05	M			1	1		2	1					1	
LARCENY 06	M	2			1		3						3	
MV. THEFT 07	M													
OTH ASSULTS.08	M													
ARSON 09	M													
FORCERY 10	M													
FRAUD 11	M													
EMBEZZLMNT.12	M													
STLN. PROP.13	M													
VANDALISM 14	M													
WEAPONS 15	M													
PROSTITUT. 16	M													
SEX OFFNS. 17	M													
DRUG/TOTAL 18	M													
SALE TOTAL	M													
NARCOTICS A	M													
MARIJUANA B	M													
SYNTHETIC C	M													
DANGEROUS D	M													
POSSESS.TOT	M													
NARCOTICS E	M													
MARIJUANA F	M													
SYNTHETIC G	M													
DANGEROUS H	M													
GAMBL TOT. 19	M													
BOOKMAKING A	M													
NUMBERS B	M													
OTH GAMBL. C	M													
FAMILY/CHLD20	M													
DRIV. INFLC.21	M													
LIQUOR 22	M				1	1	1	3					3	
DISORDERLY 24	M													
ALL OTHER 26	M													
CURFEW 28	M													
RUNAWAY 29	M													
TOTAL		2		1	3	1	1	8	1				7	
POLICE DISPOSITION OF JUVENILES			8											
1. HANDLED WITHIN DEPT AND RELEASED			0											
2. REFERRED TO JUV. COURT/PROB DEPT.			8											
3. REFERRED TO WELFARE AGENCY			0											
4. REFERRED TO OTHER POLICE AGENCY			0											
5. REFERRED TO CRIMINAL OR ADULT CRT			0											

AGENCY SELDOVIA PD

AGE, SEX AND RACE OF PERSON ARRESTED

Reported Jan - April only

OFFENSE CLASS.	SEX	18 YEARS OF AGE AND OVER														TOT	WHT	RACE			
		18	19	20	21	22	23	24	25	30	35	40	45	50	55			60	65	OV	BLK
MURDER 01A	M								29	34	39	44	49	54	59	64	OV				
MANSLAUGHT. 01B	M																				
RAPE 02	M																				
ROBBERY 03	M																				
AGG. ASSAULT 04	M																				
BURGLARY 05	M																				
LARCENY 06	M																				
NV. THEFT 07	M																				
OTH ASSLT. 08	M																				
ARSON 09	M																				
FORGERY 10	M																				
FRAUD 11	M																				
EMBEZZLMNT. 12	M																				
STLN. PROP. 13	M																				
VANDALISM 14	M																				
WEAPONS 15	M																				
PROSTITUT. 16	M																				
SEX OFFNS. 17	M																				
DRUG/TOTAL 18	M																				
SALE TOTAL	M																				
NARCOTICS A	M																				
MARIJUANA B	M																				
SYNTHETIC C	M																				
DANGEROUS D	M																				
POSSESS. TOT	M																				
NARCOTICS E	M																				
MARIJUANA F	M																				
SYNTHETIC G	M																				
DANGEROUS H	M																				
GAMBL TOT 19	M																				
BOOKMAKING A	M																				
NUMBERS B	M																				
OTH GAMBL. C	M																				
FAMILY/CHLD 20	M																				
DRIV. INFLC. 21	M									2								2	2		
LIQUOR 22	M			1														1			1
DISORDERLY 24	M																				
ALL OTHER 26	M			1														1	1		
TOTAL				2						2								4	3		1

RETURN A - COUNT OF OFFENSES KNOWN TO POLICE

(1)	(2)	(3)	(4)	(5)	(6)
CLASSIFICATION OF OFFENSES	OFFENSES REPORTED OR KNOWN	UNFOUNDED, FALSE OR BASELESS	NUMBER OF ACTUAL OFFENSES	TOTAL OFFENSES CLEARED BY ARREST OR EXCEPT	NUMBER OF CLEARANCES PERSONS UNDER 18
1. CRIMINAL HOMICIDE					
A. MURDER AND NONNEG. MANSLAUGHTER					
B. MANSLAUGHTER BY NEGLIGENCE					
2. FORCIBLE RAPE					
A. RAPE BY FORCE					
B. ATTEMPTS TO COMMIT FORC. RAPE					
3. ROBBERY					
A. FIREARM					
B. KNIFE OR CUTTING INSTRUMENT					
C. OTHER DANGEROUS WEAPON					
D. STRONG-ARM (HANDS, FIST, FEET)					
4. ASSAULT					
A. FIREARM	33	4	29	14	
B. KNIFE OR CUTTING INSTRUMENT	3	2	1	1	
C. OTHER DANGEROUS WEAPON	3	1	2		
D. HANDS, FIST, FEET- AGGRAVATED	1		1		
E. OTHER ASSAULTS- SIMPLE	26	1	25	13	
5. BURGLARY					
A. FORCIBLE ENTRY	21	1	20	5	2
B. UNLAWFUL ENTRY- NO FORCE	12		12	4	1
C. ATTEMPTED FORCIBLE ENTRY	6		6	1	1
	3	1	2		
6. LARCENY-THEFT (EXCEPT MOTOR VEH)TOTAL	64	6	58	15	3
7. MOTOR VEHICLE THEFT					
A. AUTOS	21	9	12	6	
B. TRUCKS AND BUSES	19	8	11	5	
C. OTHER VEHICLES	2	1	1	1	
GRAND-TOTAL	159	20	119	40	5

PROPERTY STOLEN BY CLASSIFICATION

CLASSIFICATION OF OFFENSE	NUMBER OF ACTUAL OFFENSES	VALUE OF PROPERTY STOLEN
1. MURDER / NONNEG. MANSLAUGHTER		\$
2. FORCIBLE RAPE (TOTAL)		\$
3. ROBBERY		\$
A. HIGHWAY (STREET, ALLEYS-ETC)		
B. COMMERCIAL HOUSE (EX. C,D,F)		
C. GAS OR SERVICE STATION		
D. CHAIN STORE		
E. RESIDENCE (ANYWHERE ON PREM)		
F. BANK		
G. MISCELLANEOUS		
TOTAL-ROBBERY		
4. ASSAULT-NOT APPLICABLE		
5. BURGLARY- BREAKING OR ENTERING		
A. RESIDENCE (DWELLING)		
1. NIGHT (6 P.M. - 6 A.M.)	3	\$
2. DAY (6 A.M. - 6 P.M.)	1	2,000
3. UNKNOWN	2	2,500
B. NONRESIDENCE (STORE, OFF, ETC)		
1. NIGHT (6 P.M. - 6 A.M.)	8	\$ 445
2. DAY (6 A.M. - 6 P.M.)	4	220
3. UNKNOWN	2	175
TOTAL-BURGLARY	20	5,340
6. LARCENY- THEFT (EXCEPT VEH)		
A. \$200 AND OVER	29	\$ 16,275
B. \$50 TO \$200	10	1,096
C. UNDER \$50	19	382
TOTAL-LARCENY	58	17,753
7. MOTOR-VEHICLE-THEFT	12	22,300
GRAND TOTAL ALL ITEMS		45,393
6X. NATURE OF LARCENIES UNDER 6.		
A. POCKET-PICKING		\$
B. PURSE-SNATCHING		
C. SHOPLIFTING	8	181
D. FROM MOTOR VEHICLES	8	1,430
E. MOTOR VEHICLE PARTS AND ACC.	1	460
F. BICYCLES	1	227
G. FROM BUILDINGS (EXCEPT C&H)	23	8,659
H. FROM ANY COIN-OP MACHINES		
I. ALL-OTHER	17	6,776
TOTAL-LARCENIES	58	17,753
7X. MOTOR VEHICLES RECOVERED		
A. NUMBER STOLEN LOCALLY AND RECOVERED LOCALLY		5
B. NUMBER STOLEN LOCALLY AND RECOVERED OTHER JURISDICTIONS		
C. TOTAL LOCALLY STOLEN MOTOR VEHICLES RECOVERED		5
D. NUMBER STOLEN OUT OF TOWN, RECOVERED LOCALLY		

PROPERTY BY TYPE AND VALUE

*** VALUE OF PROPERTY STOLEN AND RECOVERED IN YOUR JURISDICTION ***

*** TYPE OF PROPERTY ***	STOLEN	RECOVERED
(1)	(2)	(3)
A. CURRENCY, NOTES, ETC	\$ 1,602	\$ 0
B. JEWELRY AND PRECIOUS METALS	2,100	0
C. CLOTHING AND FURS	35	0
D. LOCALLY STOLEN MOTOR VEHICLES	24,800	16,500
E. OFFICE-EQUIPMENT	0	0
F. TELEVISION, RADIOS, CAMERAS, ETC	3,785	0
G. FIREARMS	1,195	0
H. HOUSEHOLD GOODS	70	0
I. CONSUMABLE GOODS	837	87
J. LIVESTOCK	0	0
K. MISCELLANEOUS	11,019	1,040
TOTALS	\$ 45,393	\$ 17,627

AGENCY SEWARD PD

AGE, SEX AND RACE OF PERSONS ARRESTED

OFFENSE CLASS.	SEX	AGE						TOTAL UND 18	RACE					
		10/ UND	11 12	13 14	15	16	17		WHITE	BLACK	AM/INDN	ASIAN	ESKIMO	
MURDER 01A	M													
MANSLAUGHT.01B	M													
RAPE 02	M													
ROBBERY 03	M													
AGG. ASSAULT 04	M													
BURGLARY 05	M					1		1		1				
LARCENY 06	M						2	2		3				
MV. THEFT 07	M			1				1						
OTH ASSLT. 08	M													
ARSON 09	M													
FORGERY 10	M													
FRAUD 11	M													
EMBEZZLMNT. 12	M													
STLN. PROP. 13	M													
VANDALISM 14	M			2			1	3		2			1	
WEAPONS 15	M													
PROSTITUT. 16	M													
SEX OFFNS. 17	M													
DRUG/TOTAL 18	M													
SALE TOTAL	M													
NARCOTICS A	M													
MARIJUANA B	M													
SYNTHETIC C	M													
DANGEROUS D	M													
POSSESS. TOT	M													
NARCOTICS E	M													
MARIJUANA F	M													
SYNTHETIC G	M													
DANGEROUS H	M													
GAMBL TOT. 19	M													
BOOKMAKING A	M													
NUMBERS B	M													
OTH GAMBL. C	M													
FAMILY/CHLD 20	M													
DRIV. INFLC. 21	M													
LIQUOR 22	M				3	2	2	4	8	16		2		
DISORDERLY 24	M					4	2	1	10					
ALL OTHER 26	M					1		1	2	1				1
CURFEW 28	M									1				
RUNAWAY 29	M							1	1			1		
TOTAL				7	8	6	9	30	25	3		3		2
POLICE DISPOSITION OF JUVENILES				30										
1. HANDLED WITHIN DEPT AND RELEASED				1										
2. REFERRED TO JUV. COURT/PROB DEPT.				27										
3. REFERRED TO WELFARE AGENCY				2										
4. REFERRED TO OTHER POLICE AGENCY				0										
5. REFERRED TO CRIMINAL OR ADULT CRT				0										

AGENCY SEWARD PD

AGE, SEX AND RACE OF PERSON ARRESTED

OFFENSE CLASS.	SEX	18 YEARS OF AGE AND OVER														TOT	RACE						
		18	19	20	21	22	23	24	25	30	35	40	45	50	55		60	65	WHT	BLK	IND	ASH	ESK
MURDER 01A	M																						
MANSLAUGHT. 01B	F																						
RAPE 02	M																						
ROBBERY 03	F																						
AGG. ASSAULT 04	M																						
BURGLARY 05	M					1			1	1							3	2		1			
LARCENY 06	M				1				2	2	2						7	6		2	1		
MV. THEFT 07	M	2															2						
OTH ASSLT. 08	M			2					1	4	2						9	9					
ARSON 09	M																						
FORGERY 10	M																						
FRAUD 11	M										1						1	1					
EMBEZZLMNT. 12	M																						
STLN. PROP. 13	M																						
VANDALISM 14	M			3		1	1		4								9	6		2	2		
WEAPONS 15	M			1				1	1			1		1			4	3		2			
PROSTITUT. 16	M									1							1						
SEX OFFNS. 17	M																						
DRUG/TOTAL 18	M									1							1	2					
SALE TOTAL	M									1							1						
NARCOTICS	A																						
MARIJUANA	B																						
SYNTHETIC	C																						
DANGEROUS	D																						
POSSESS. TOT	M									1							1	2					
NARCOTICS	E								1								1						
MARIJUANA	F								1								1	1					
SYNTHETIC	G									1							1						
DANGEROUS	H																						
GAMBL TOT. 19	M																						
BOOKMAKING	A																						
NUMBERS	B																						
OTH GAMBL.	C																						
FAMILY/CHLD 20	M																						
DRIV. INFLC. 21	M	3	1	5	3	3	3	2	13	6	10	2	2	4	3		1	61	59	1	8	1	3
LIQUOR 22	F	2	1	1		1			1	2	1	1	2				11						
DISORDERLY 24	F	5				1			1								8	6		4		3	
ALL OTHER 26	M	1		2	1			2	2		1	1					5	9	6	3		3	
	F			1			1	1	2	2	3		1				3	10	8	1		1	
TOTAL		18	4	14	4	6	9	4	27	19	20	5	6	5	3		2	146	108	1	23	1	13

RETURN A - COUNT OF OFFENSES KNOWN TO POLICE

(1)	(2)	(3)	(4)	(5)	(6)
CLASSIFICATION OF OFFENSES	OFFENSES REPORTED OR KNOWN	UNFOUNDED, FALSE OR BASELESS	NUMBER OF ACTUAL OFFENSES	TOTAL OFFENSES CLEARED BY ARREST OR EXCEPT	NUMBER OF CLEARANCES PERSONS UNDER 18
1. CRIMINAL HOMICIDE					
A. MURDER AND NONNEG. MANSLAUGHTER					
B. MANSLAUGHTER BY NEGLIGENCE					
2. FORCIBLE RAPE	TOTAL	8	8	3	
A. RAPE BY FORCE		8	8	3	
B. ATTEMPTS TO COMMIT FORC. RAPE					
3. ROBBERY	TOTAL	2	2		
A. FIREARM					
B. KNIFE OR CUTTING INSTRUMENT					
C. OTHER DANGEROUS WEAPON					
D. STRONG-ARM (HANDS, FIST, FEET)		2	2		
4. ASSAULT	TOTAL	99	1	98	33
A. FIREARM		3		3	2
B. KNIFE OR CUTTING INSTRUMENT		4		4	1
C. OTHER DANGEROUS WEAPON		7		7	1
D. HANDS, FIST, FEET - AGGRAVATED		42	1	41	10
E. OTHER ASSAULTS - SIMPLE		43		43	19
5. BURGLARY	TOTAL	60	2	58	6
A. FORCIBLE ENTRY		37	1	36	6
B. UNLAWFUL ENTRY - NO FORCE		19		19	
C. ATTEMPTED FORCIBLE ENTRY		4	1	3	
6. LARCENY-THEFT (EXCEPT MOTOR VEH) TOTAL		431	16	415	34
7. MOTOR VEHICLE THEFT	TOTAL	25	2	23	5
A. AUTOS		9		9	2
B. TRUCKS AND BUSES		11	2	9	3
C. OTHER VEHICLES		5		5	1
GRAND-TOTAL		625	21	604	81

PROPERTY STOLEN BY CLASSIFICATION

CLASSIFICATION OF OFFENSE	NUMBER OF ACTUAL OFFENSES	VALUE OF PROPERTY STOLEN
1. MURDER / NONNEG. MANSLAUGHTER		\$
2. FORCIBLE RAPE (TOTAL)	8	\$
3. ROBBERY		\$
A. HIGHWAY (STREET, ALLEYS ETC)		
B. COMMERCIAL HOUSE (EX. C, D, F)	1	
C. GAS OR SERVICE STATION		
D. CHAIN STORE		
E. RESIDENCE (ANYWHERE ON PREM)		
F. BANK		
G. MISCELLANEOUS	1	50
TOTAL-ROBBERY	2	50
4. ASSAULT-NOT APPLICABLE		
5. BURGLARY- BREAKING OR ENTERING		
A. RESIDENCE (DUELING)		
1. NIGHT (6 P.M. - 6 A.M.)	11	\$ 3,616
2. DAY (6 A.M. - 6 P.M.)	13	2,913
3. UNKNOWN	6	2,469
B. NONRESIDENCE (STORE, OFF, ETC)		
1. NIGHT (6 P.M. - 6 A.M.)	23	\$ 11,016
2. DAY (6 A.M. - 6 P.M.)	3	431
3. UNKNOWN	2	
TOTAL-BURGLARY	58	20,445
6. LARCENY- THEFT (EXCEPT VEH)		
A. \$200 AND OVER	164	\$ 283,083
B. \$50 TO \$200	155	197,659
C. UNDER \$50	96	2,790
TOTAL-LARCENY	415	305,532
7. MOTOR VEHICLE THEFT	23	35,200
GRAND TOTAL ALL ITEMS		361,227
6X. NATURE OF LARCENIES UNDER 6.		
A. POCKET-PICKING	6	\$ 2,073
B. PURSE-SNATCHING	1	400
C. SHOPLIFTING	27	1,459
D. FROM MOTOR VEHICLES	65	13,231
E. MOTOR VEHICLE PARTS AND ACC.	19	2,384
F. BICYCLES	79	13,150
G. FROM BUILDINGS (EXCEPT C&H)	84	36,998
H. FROM ANY COIN-OP MACHINES	1	180
I. ALL OTHER	133	235,657
TOTAL-LARCENIES	415	305,532
7X. MOTOR VEHICLES RECOVERED		
A. NUMBER STOLEN LOCALLY AND RECOVERED LOCALLY		20
B. NUMBER STOLEN LOCALLY AND RECOVERED OTHER JURISDICTIONS		
C. TOTAL LOCALLY STOLEN MOTOR VEHICLES RECOVERED		20
D. NUMBER STOLEN OUT OF TOWN, RECOVERED LOCALLY		

PROPERTY BY TYPE AND VALUE

*** TYPE OF PROPERTY ***	*** VALUE OF PROPERTY STOLEN AND RECOVERED IN YOUR JURISDICTION ***	
(1)	(2)	
STOLEN	RECOVERED	
A. CURRENCY, NOTES, ETC	\$ 21,835	\$ 1,169
B. JEWELRY AND PRECIOUS METALS	7,565	505
C. CLOTHING AND FURS	8,838	1,080
D. LOCALLY STOLEN MOTOR VEHICLES	35,710	33,800
E. OFFICE EQUIPMENT	2,850	0
F. TELEVISION, RADIOS, CAMERAS, ETC	18,381	3,882
G. FIREARMS	6,424	2,049
H. HOUSEHOLD GOODS	1,162	10
I. CONSUMABLE GOODS	4,249	645
J. LIVESTOCK	0	0
K. MISCELLANEOUS	254,213	208,948
TOTALS	\$ 361,227	\$ 252,092

AGENCY SITKA PD

AGE, SEX AND RACE OF PERSONS ARRESTED

OFFENSE CLASS.	SEX	UNDER 18 YEARS OF AGE						TOTAL UND 18	RACE				
		10/ UND	11 12	13 14	15	16	17		WHITE	BLACK	AM/INDN	ASIAN	ESKIMO
MURDER 01A	M												
MURDER 01A	F												
MANSLAUGHT.01B	M												
MANSLAUGHT.01B	F												
RAPE 02	M				1			1			1		
RAPE 02	F												
ROBBERY 03	M												
ROBBERY 03	F												
AGG.ASSAULT04	M												
AGG.ASSAULT04	F												
BURGLARY 05	M												
BURGLARY 05	F												
LARCENY 06	M	1		2		1	3	7	7		3		
LARCENY 06	F		2	1				3					
MV. THEFT 07	M					1			1		1		
MV. THEFT 07	F						1	2					
OTH ASSLT.08	M			1								3	
OTH ASSLT.08	F												
ARSON 09	M												
ARSON 09	F												
FORGERY 10	M												
FORGERY 10	F												
FRAUD 11	M												
FRAUD 11	F												
EMBEZZLHNT.12	M												
EMBEZZLHNT.12	F												
STLN. PROP.13	M												
STLN. PROP.13	F												
VANDALISM 14	M					1	1	2	1		1		
VANDALISM 14	F												
WEAPONS 15	M												
WEAPONS 15	F												
PROSTITUT. 16	M												
PROSTITUT. 16	F												
SEX OFFNS. 17	M			1				1	1				
SEX OFFNS. 17	F												
DRUG/TOTAL 18	M				1	1	1	3	2		1		
DRUG/TOTAL 18	F												
SALE TOTAL	M												
SALE TOTAL	F												
NARCOTICS A	M												
NARCOTICS A	F												
MARIJUANA B	M												
MARIJUANA B	F												
SYNTHETIC C	M												
SYNTHETIC C	F												
DANGEROUS D	M												
DANGEROUS D	F												
POSSESS.TOT	M				1	1	1	3	2		1		
POSSESS.TOT	F												
NARCOTICS E	M												
NARCOTICS E	F												
MARIJUANA F	M				1	1	1	3	2		1		
MARIJUANA F	F												
SYNTHETIC G	M												
SYNTHETIC G	F												
DANGEROUS H	M												
DANGEROUS H	F												
GAMBL TOT. 19	M												
GAMBL TOT. 19	F												
BOOKMAKING A	M												
BOOKMAKING A	F												
NUMBERS B	M												
NUMBERS B	F												
OTH GAMBL. C	M												
OTH GAMBL. C	F												
FAMILY/CHLD20	M												
FAMILY/CHLD20	F												
DRIV.INFLC.21	M				1	3	1	5	5		1		
DRIV.INFLC.21	F						1	1					
LIQUOR 22	M			5	3	18	46	72	54		48		
LIQUOR 22	F						11	30					
DISORDERLY 24	M			8	2	9	11	1		1	2		
DISORDERLY 24	F						2	2					
ALL OTHER 26	M			1			1	2	2				
ALL OTHER 26	F												
CURFEN 28	M		1	4	3	4	19	31	33		22	1	
CURFEN 28	F			1	6	8	10	25					
RUNAWAY 29	M			2				2	4		5		
RUNAWAY 29	F			5		2		7					
TOTAL		1	3	31	17	48	100	200	110	1	88	1	
POLICE DISPOSITION OF JUVENILES				200									
1-HANDLED WITHIN DEPT AND RELEASED				3									
2-REFERRED TO JUV. COURT/PROB DEPT.				196									
3-REFERRED TO WELFARE AGENCY				1									
4-REFERRED TO OTHER POLICE AGENCY				0									
5-REFERRED TO CRIMINAL OR ADULT CRT				0									

AGENCY SITKA PD

AGE, SEX AND RACE OF PERSON ARRESTED

OFFENSE CLASS.	SEX	18 YEARS OF AGE AND OVER																	TOT	WHT	BLK	RACE									
		18	19	20	21	22	23	24	25	29	34	39	44	49	54	59	64	65				OV	IND	ASN	ESK						
MURDER	01A M																														
MANSLAUGHT.	01B M																														
RAPE	02 M					1					2									3	2			1							
ROBBERY	03 M																														
AGG. ASSAULT	04 M				1				1	2			1	1						6	5		1	1							
BURGLARY	05 M	1		2			1	1	1		2								1	8	4		4								
LARCENY	06 M	3	5	1				1		2				1	1	1		1	15	13		4									
MV. THEFT	07 M		1		1								1						2	2	1		1								
OTH ASSLT.	08 M	1	1		2	1	1	4	7	4	1	1			1				24	10		16									
ARSON	09 M							1	1										2												
FORGERY	10 M																														
FRAUD	11 M													1						1											
EMBEZZLMNT.	12 M																														
STLN. PROP.	13 M																														
VANDALISM	14 M		3		1						2								6	5		2									
WEAPONS	15 M										1								1												
PROSTITUT.	16 M																														
SEX OFFNS.	17 M			1						1									2			3									
DRUG/TOTAL	18 M				1	1													1	1		2									
SALE TOTAL	M				1														1												
NARCOTICS	A M																														
MARIJUANA	B M																														
SYNTHETIC	C M																														
DANGEROUS	D M																														
POSSESS. TOT	M				1															1	2										
NARCOTICS	E M				1															1		1									
MARIJUANA	F M				1															1		1									
SYNTHETIC	G M																														
DANGEROUS	H M																														
GAMBL TOT.	19 M																														
BOOKMAKING	A M																														
NUMBERS	B M																														
OTH GAMBL.	C M																														
FAMILY/CHLD	20 M																														
DRIV. INFLC.	21 M	12	3	15	6	10	4	2	20	17	5	2	9	1	1			1	108	88		31	4								
LIQUOR	22 M	39	2		1		1		1	3		2	1	3					42	28		21									
DISORDERLY	24 M	2		2		2	1		1	1		1							10	5		8	1								
ALL OTHER	26 M	4	8	2	2	2	3	3	15	3				1					43	43		24	1								
	F	1	3	2	1	1		1	6	6	3	2							25												
TOTAL		70	28	27	18	20	11	15	61	35	13	10	13	6	1	1	1	330	206	1	116	7									

RETURN A - COUNT OF OFFENSES KNOWN TO POLICE

(1)	(2)	(3)	(4)	(5)	(6)
CLASSIFICATION OF OFFENSES	OFFENSES REPORTED OR KNOWN	UNFOUNDED, FALSE OR BASELESS	NUMBER OF ACTUAL OFFENSES	TOTAL OFFENSES CLEARED BY ARREST OR EXCEPT	NUMBER OF CLEARANCES PERSONS UNDER 18
1. CRIMINAL HOMICIDE					
A. MURDER AND NONNEG. MANSLAUGHTER					
B. MANSLAUGHTER BY NEGLIGENCE					
2. FORCIBLE RAPE	TOTAL				
A. RAPE BY FORCE					
B. ATTEMPTS TO COMMIT FORC. RAPE					
3. ROBBERY	TOTAL				
A. FIREARM					
B. KNIFE OR CUTTING INSTRUMENT					
C. OTHER DANGEROUS WEAPON					
D. STRONG-ARM (HANDS, FIST, FEET)					
4. ASSAULT	TOTAL	12	12	5	1
A. FIREARM					
B. KNIFE OR CUTTING INSTRUMENT					
C. OTHER DANGEROUS WEAPON					
D. HANDS, FIST, FEET - AGGRAVATED	3		3	1	
E. OTHER ASSAULTS - SIMPLE	9		9	4	1
5. BURGLARY	TOTAL	13	12		
A. FORCIBLE ENTRY	9	1	8		
B. UNLAWFUL ENTRY - NO FORCE	2		2		
C. ATTEMPTED FORCIBLE ENTR.	2		2		
6. LARCENY - THEFT (EXCEPT MOTOR VEH)	TOTAL	44	43	4	
7. MOTOR VEHICLE THEFT	TOTAL	4	3	2	
A. AUTOS	3	1	2	1	
B. TRUCKS AND BUSES					
C. OTHER VEHICLES	1		1	1	
GRAND TOTAL	73	3	70	11	1

CLASSIFICATION OF OFFENSE	PROPERTY STOLEN BY CLASSIFICATION	
	NUMBER OF ACTUAL OFFENSES	VALUE OF PROPERTY STOLEN
1. MURDER / NONNEG. MANSLAUGHTER		\$
2. FORCIBLE RAPE (TOTAL)		\$
3. ROBBERY		\$
A. HIGHWAY (STREET, ALLEYS, ETC)		
B. COMMERCIAL HOUSE (EX. C,D,F)		
C. GAS OR SERVICE STATION		
D. CHAIN STORE		
E. RESIDENCE (ANYWHERE ON PREM)		
F. BANK		
G. MISCELLANEOUS		
TOTAL - ROBBERY		
4. ASSAULT - NOT APPLICABLE		
5. BURGLARY - BREAKING OR ENTERING		
A. RESIDENCE (DWELLING)		
1. NIGHT (6 P.M. - 6 A.M.)	3	\$ 2,011
2. DAY (6 A.M. - 6 P.M.)		
3. UNKNOWN	4	65
B. NONRESIDENCE (STORE, OFF, ETC)		
1. NIGHT (6 P.M. - 6 A.M.)	3	\$ 2,800
2. DAY (6 A.M. - 6 P.M.)	1	
3. UNKNOWN	1	
TOTAL - BURGLARY	12	4,876
6. LARCENY - THEFT (EXCEPT VEH)		
A. \$200 AND OVER	8	\$ 4,580
B. \$50 TO \$200	21	2,279
C. UNDER \$50	14	382
TOTAL - LARCENY	43	7,241
7. MOTOR VEHICLE THEFT	3	173,000
GRAND TOTAL ALL ITEMS		185,117
6X. NATURE OF LARCENIES UNDER 6.		\$
A. POCKET-PECKING		
B. PURSE-SNATCHING		
C. SHOPLIFTING	9	1,976
D. FROM MOTOR VEHICLES	4	935
E. MOTOR VEHICLE PARTS AND ACC.	3	255
F. BICYCLES	7	550
G. FROM BUILDINGS (EXCEPT C&H)	9	2,983
H. FROM ANY COIN-OP MACHINES		
I. ALL OTHER	11	532
TOTAL - LARCENIES	43	7,241
7X. MOTOR VEHICLES RECOVERED		
A. NUMBER STOLEN LOCALLY AND RECOVERED LOCALLY		3
B. NUMBER STOLEN LOCALLY AND RECOVERED OTHER JURISDICTIONS		
C. TOTAL LOCALLY STOLEN MOTOR VEHICLES RECOVERED		3
D. NUMBER STOLEN OUT OF TOWN, RECOVERED LOCALLY		1

*** TYPE OF PROPERTY ***	PROPERTY BY TYPE AND VALUE	
	*** VALUE OF PROPERTY STOLEN ***	STOLEN AND RECOVERED IN YOUR JURISDICTION ***
(1)	(2)	(3)
A. CURRENCY, NOTES, ETC	\$ 4,108	\$ 3,140
B. JEWELRY AND PRECIOUS METALS	500	0
C. CLOTHING AND FURS	278	0
D. LOCALLY STOLEN MOTOR VEHICLES	93,000	93,000
E. OFFICE EQUIPMENT	0	0
F. TELEVISION, RADIOS, CAMERAS, ETC	0	0
G. FIREARMS	0	0
H. HOUSEHOLD GOODS	600	450
I. CONSUMABLE GOODS	0	0
J. LIVESTOCK	0	0
K. MISCELLANEOUS	86,631	81,388
TOTALS	\$ 185,117	\$ 177,978

AGENCY SKAGWAY PD

AGE, SEX AND RACE OF PERSONS ARRESTED

OFFENSE CLASS.	SEX	UNDER 18 YEARS OF AGE						TOTAL UND 18	** RACE **					
		10/ UND	11 12	13 14	15	16	17		WHITE	BLACK	AM/INDN	ASIAN	ESKIMO	
MURDER 01A	M													
	F													
MANSLAUGHT.01B	M													
	F													
RAPE 02	M													
	F													
ROBBERY 03	M													
	F													
AGG.ASSAULT04	M													
	F													
BURGLARY 05	M													
	F													
LARCENY 06	M													
	F													
MV. THEFT 07	M													
	F													
OTH ASSLT.08	M				1	1		2	2					
	F													
ARSON 09	M													
	F													
FORGERY 10	M													
	F													
FRAUD 11	M													
	F													
EMBEZZLMNT.12	M													
	F													
STLN. PROP.13	M													
	F													
VANDALISM 14	M													
	F													
WEAPONS 15	M													
	F													
PROSTITUT. 16	M													
	F													
SEX OFFNS. 17	M													
	F													
DRUG/TOTAL 18	M													
	F													
SALE TOTAL	M													
	F													
NARCOTICS A	M													
	F													
MARIJUANA B	M													
	F													
SYNTHETIC C	M													
	F													
DANGEROUS D	M													
	F													
POSSESS. TOT	M													
	F													
NARCOTICS E	M													
	F													
MARIJUANA F	M													
	F													
SYNTHETIC G	M													
	F													
DANGEROUS H	M													
	F													
GAMBL TOT. 19	M													
	F													
BOOKMAKING A	M													
	F													
NUMBERS B	M													
	F													
OTH GAMBL. C	M													
	F													
FAMILY/CHLD20	M													
	F													
DRIV.INFLC.21	M													
	F													
LIQUOR 22	M													
	F													
DISORDERLY 24	M													
	F													
ALL OTHER 26	M													
	F													
CURFEW 28	M													
	F													
RUNAWAY 29	M													
	F							2	2		2			
TOTAL					1	1		2	4		4			
POLICE DISPOSITION OF JUVENILES					4									
1.HANDLED WITHIN DEPT AND RELEASED					1									
2.REFERRED TO JUV. COURT/PROB DEPT.					3									
3.REFERRED TO WELFARE AGENCY					0									
4.REFERRED TO OTHER POLICE AGENCY					0									
5.REFERRED TO CRIMINAL OR ADULT CRT					0									

AGENCY SKAGWAY PD

AGE, SEX AND RACE OF PERSON ARRESTED

SEX		18 YEARS OF AGE AND OVER														TOT	WHT	** RACE **									
		18	19	20	21	22	23	24	25	30	35	40	45	50	55			60	65	OV	BLK	IND	ASN	ESK			
OFFENSE CLASS.																											
MURDER	01A	M								29																	
MANSLAUGHT.	01B	M																									
RAPE	02	M																									
ROBBERY	03	M																									
AGG. ASSAULT	04	M								1						1							2	3			
BURGLARY	05	M																				1					
LARCENY	06	M								1			1										3	3			1
MV. THEFT	07	M																				1					
OTH ASSLT.	08	M																				3	3				
ARSON	09	M																									
FORGERY	10	M																									
FRAUD	11	M																									
EMBEZZLMNT.	12	M																									
STLN. PROP.	13	M																									
VANDALISM	14	M																									
WEAPONS	15	M																									
PROSTITUT.	16	M																									
SEX OFFNS.	17	M																									
DRUG/TOTAL	18	M																									
SALE TOTAL		M																									
NARCOTICS	A	M																									
MARIJUANA	B	M																									
SYNTHETIC	C	M																									
DANGEROUS	D	M																									
POSSESS. TOT		M																									
NARCOTICS	E	M																									
MARIJUANA	F	M																									
SYNTHETIC	G	M																									
DANGEROUS	H	M																									
GAMBL TOT.	19	M																									
BOOKMAKING	A	M																									
NUMBERS	B	M																									
OTH GAMBL.	C	M																									
FAMILY/CHLD	20	M																									
DRIV. INFLC.	21	M																									
LIQUOR	22	M									2		1														
DISORDERLY	24	M																									
ALL OTHER	26	M																									
TOTAL			1	2	1	4	1			3	2		1	1	1							19	18			1	

RETURN A - COUNT OF OFFENSES KNOWN TO POLICE

(1) CLASSIFICATION OF OFFENSES	(2) OFFENSES REPORTED OR KNOWN	(3) UNFOUNDED, FALSE OR BASELESS	(4) NUMBER OF ACTUAL OFFENSES	(5) TOTAL OFFENSES CLEARED BY ARREST OR EXCEPT	(6) NUMBER OF CLEARANCES PERSONS UNDER 18
1. CRIMINAL HOMICIDE					
A. MURDER AND NONNEG. MANSLAUGHTER					
B. MANSLAUGHTER BY NEGLIGENCE					
2. FORCIBLE RAPE TOTAL					
A. RAPE-BY-FORCE					
B. ATTEMPTS TO COMMIT FORC. RAPE					
3. ROBBERY TOTAL					
A. FIREARM					
B. KNIFE OR CUTTING INSTRUMENT					
C. OTHER DANGEROUS WEAPON					
D. STRONG-ARM (HANDS, FIST, FEET)					
4. ASSAULT TOTAL	30	2	28	24	2
A. FIREARM	1		1	1	
B. KNIFE OR CUTTING INSTRUMENT	1		1	1	
C. OTHER DANGEROUS WEAPON	1		1	1	
D. HANDS, FIST, FEET- AGGRAVATED	3	1	2	1	1
E. OTHER ASSAULTS- SIMPLE	24	1	23	20	1
5. BURGLARY TOTAL	45		45	1	
A. FORCIBLE ENTRY	14		14		
B. UNLAWFUL ENTRY- NO FORCE	23		23	1	
C. ATTEMPTED FORCIBLE ENTRY	8		8		
6. LARCENY-THEFT (EXCEPT MOTOR VEH) TOTAL	169		169	53	16
7. MOTOR VEHICLE THEFT TOTAL	18		18	13	2
A. AUTOS	5		5	5	1
B. TRUCKS AND BUSES	11		11	8	1
C. OTHER VEHICLES	2		2		
GRAND-TOTAL	262	2	260	91	20

CLASSIFICATION OF OFFENSE	PROPERTY STOLEN BY CLASSIFICATION	
	NUMBER OF ACTUAL OFFENSES	VALUE OF PROPERTY STOLEN
1. MURDER / NONNEG. MANSLAUGHTER		\$
2. FORCIBLE RAPE (TOTAL)		\$
3. ROBBERY		\$
A. HIGHWAY (STREET, ALLEYS ETC)		
B. COMMERCIAL HOUSE (EX. C,D,F)		
C. GAS OR SERVICE STATION		
D. CHAIN STORE		
E. RESIDENCE (ANYWHERE ON-PREM)		
F. BANK		
G. MISCELLANEOUS		
TOTAL-ROBBERY		
4. ASSAULT-NOT APPLICABLE		
5. BURGLARY- BREAKING OR ENTERING		
A. RESIDENCE (DWELLING)		
1. NIGHT (6 P.M. - 6 A.M.)	6	\$ 1,806
2. DAY (6 A.M. - 6 P.M.)	5	51,355
3. UNKNOWN	10	7,762
B. NONRESIDENCE (STORE, OFF, ETC)		
1. NIGHT (6 P.M. - 6 A.M.)	15	\$ 5,057
2. DAY (6 A.M. - 6 P.M.)	2	2,927
3. UNKNOWN	7	1,004
TOTAL-BURGLARY	45	69,911
6. LARCENY- THEFT (EXCEPT VEH)		
A. \$200 AND OVER	83	\$ 76,025
B. \$50 TO \$200	46	5,657
C. UNDER \$50	40	1,305
TOTAL-LARCENY	169	82,787
7. MOTOR VEHICLE THEFT	18	97,092
GRAND TOTAL ALL ITEMS		249,740
6X. NATURE OF LARCENIES UNDER 6.		
A. POCKET-PICKING	2	\$ 725
B. PURSE-SNATCHING	2	40
C. SHOPLIFTING	21	1,340
D. FROM MOTOR VEHICLES	35	10,343
E. MOTOR VEHICLE PARTS AND ACC.	12	2,435
F. BICYCLES	13	26,842
G. FROM BUILDINGS (EXCEPT C&H)	30	950
H. FROM ANY COIN-OP MACHINES	2	37,657
I. ALL OTHER	52	82,787
TOTAL-LARCENIES	169	
7X. MOTOR VEHICLES RECOVERED		
A. NUMBER STOLEN LOCALLY AND RECOVERED LOCALLY		8
B. NUMBER STOLEN LOCALLY AND RECOVERED OTHER JURISDICTIONS		1
C. TOTAL LOCALLY STOLEN MOTOR VEHICLES RECOVERED		9
D. NUMBER STOLEN OUT OF TOWN, RECOVERED LOCALLY		

*** TYPE OF PROPERTY *** (1)	PROPERTY BY TYPE AND VALUE	
	*** VALUE OF PROPERTY STOLEN *** (2)	STOLEN AND RECOVERED IN YOUR JURISDICTION *** RECOVERED (3)
A. CURRENCY, NOTES, ETC	25,807	232
B. JEWELRY AND PRECIOUS METALS	19,542	378
C. CLOTHING AND FURS	2,210	73
D. LOCALLY STOLEN MOTOR VEHICLES	99,207	39,300
E. OFFICE EQUIPMENT	0	0
F. TELEVISION, RADIOS, CAMERAS, ETC	12,588	835
G. FIREARMS	3,227	0
H. HOUSEHOLD GOODS	5,867	4,848
I. CONSUMABLE GOODS	1,396	28
J. LIVESTOCK	0	0
K. MISCELLANEOUS	79,896	3,379
TOTALS	\$ 249,740	\$ 49,073

AGENCY SOLDOTNA PD

AGE, SEX AND RACE OF PERSONS ARRESTED

OFFENSE CLASS.	SEX	UNDER 18 YEARS OF AGE						TOTAL UND 18	WHITE	BLACK	AM/INDN	ASIAN	ESKIMO
		10/ UND	11 12	12 13	13 14	15	16						
MURDER 01A	M												
MANSLAUGHT.01B	M												
RAPE 02	M												
ROBBERY 03	M												
AGG.ASSAULT04	M						1	1	1				
BURGLARY 05	M												
LARCENY 06	M	2	1				2	8	13	21			
MV. THEFT 07	M			3			2	3	1	2	2		
OTH ASSLTS.08	M									1			
ARSON 09	M			1					1				
FORGERY 10	M												
FRAUD 11	M												
EMBEZZLMNT.12	M												
STLN. PROP.13	M												
VANDALISM 14	M					1		1	2	2			
WEAPONS 15	M												
PROSTITUT. 16	M												
SEX OFFHS. 17	M												
DRUG/TOTAL 18	M			3	1	1	3	8	8				
SALE TOTAL	M												
NARCOTICS A	M												
MARIJUANA B	M												
SYNTHETIC C	M												
DANGEROUS D	M												
POSSESS.TOT	M			3	1	1	3	8	8				
NARCOTICS E	M												
MARIJUANA F	M			3	1	1	3	8	8				
SYNTHETIC G	M												
DANGEROUS H	M												
GAMBL TOT. 19	M												
BOOKMAKING A	M												
NUMBERS B	M												
OTH GAMBL. C	M												
FAMILY/CHLD20	M												
DRIV.INFLC.21	M						3	3	3				
LIQUOR 22	M			1	7	16	31	55	70	2		2	
DISORDERLY 24	M			3	6	3	7	19					
ALL OTHER 26	M												
CURFEW 28	M												
RUNAWAY 29	M												
TOTAL		2	1	11	18	25	55	112	108	2		2	

POLICE DISPOSITION OF JUVENILES	
1-HANDLED WITHIN DEPT AND RELEASED	6
2.REFERRED TO JUV. COURT/PROB DEPT.	105
3-REFERRED TO WELFARE AGENCY	1
4.REFERRED TO OTHER POLICE AGENCY	0
5-REFERRED TO CRIMINAL OR ADULT CRT	0

AGENCY SOLDOTNA PD

AGE, SEX AND RACE OF PERSON ARRESTED

OFFENSE CLASS.	SEX	18 YEARS OF AGE AND OVER														TOT	RACE								
		18	19	20	21	22	23	24	25	30	35	40	45	50	55		60	65	OV	WHT	BLK	IND	ASN	ESK	
MURDER 01A	M								29	34	39	44	49	54	59	64	OV								
MANSLAUGHT.01B	M																								
RAPE 02	M																								
ROBBERY 03	M																								
AGG.ASSAULT04	M																				1				
BURGLARY 05	M																				1				
LARCENY 06	M	1		2	1	1	1	1	4			4									15	16			
MV. THEFT 07	M				1			1													1	1			
OTH ASSLT.08	M								6	4		1	2	1							14	16			
ARSON 09	M				1				1												2				
FORGERY 10	M																								
FRAUD 11	M																								
EMBEZZLMNT.12	M																								
STLN. PROP.13	M																								
VANDALISM 14	M	1	1	1																	3	4			
WEAPONS 15	M				1							1									1	1			
PROSTITUT. 16	M																								
SEX OFFHS. 17	M							1													1	1			
DRUG/TOTAL 18	M	7	2	2	1	2	2	2	4	2	1										25	25			
SALE TOTAL	M																								
NARCOTICS A	M																								
MARIJUANA B	M																								
SYNTHETIC C	M																								
DANGEROUS D	M																								
POSSESS.TOT	M	7	2	2	1	2	2	2	4	2	1										25	25			
NARCOTICS E	M	1			1				1												3	3			
MARIJUANA F	M	6	2	2		2	2	2	3	2	1										22	22			
SYNTHETIC G	M																								
DANGEROUS H	M																								
GAMBL TOT. 19	M																								
BOOKMAKING A	M																								
NUMBERS B	M																								
OTH GAMBL. C	M																								
FAMILY/CHLD20	M																								
DRIV.INFLC.21	M	2	4	5	3	5	5	4	31	14	12	10	6	5	3	3					112	128	1	3	1
LIQUOR 22	M	19	5		1	1			9	5		2	3								21				
DISORDERLY 24	M	5	1					1	1	1											7		4		
ALL OTHER 26	M	3			1				1	2						1					8	8			
TOTAL		39	14	11	11	10	10	8	37	29	19	12	10	7	4	4					245	236	1	7	1

RETURN A - COUNT OF OFFENSES KNOWN TO POLICE

(1) CLASSIFICATION OF OFFENSES	(2) OFFENSES REPORTED OR KNOWN	(3) UNFOUNDED, FALSE OR BASELESS	(4) NUMBER OF ACTUAL OFFENSES	(5) TOTAL OFFENSES CLEARED BY ARREST OR EXCEPT	(6) NUMBER OF CLEARANCES PERSONS UNDER 18
1. CRIMINAL HOMICIDE					
A. MURDER AND NONNEG. MANSLAUGHTER					
B. MANSLAUGHTER BY NEGLIGENCE					
2. FORCIBLE RAPE	TOTAL 1		1	1	
A. RAPE BY FORCE	1		1	1	
B. ATTEMPTS TO COMMIT FORC. RAPE					
3. ROBBERY	TOTAL				
A. FIREARM					
B. KNIFE OR CUTTING INSTRUMENT					
C. OTHER DANGEROUS WEAPON					
D. STRONG-ARM (HANDS, FIST, FEET)					
4. ASSAULT	TOTAL 46	1	45	41	3
A. FIREARM	3		3	3	1
B. KNIFE OR CUTTING INSTRUMENT	2	1	1	2	
C. OTHER DANGEROUS WEAPON	1		1	1	
D. HANDS, FIST, FEET - AGGRAVATED	34		34	29	2
E. OTHER ASSAULTS - SIMPLE	6		6	6	
5. BURGLARY	TOTAL 21		21	6	2
A. FORCIBLE ENTRY	13		13	3	1
B. UNLAWFUL ENTRY - NO FORCE	7		7	2	1
C. ATTEMPTED FORCIBLE ENTRY	1		1	1	
6. LARCENY-THEFT (EXCEPT MOTOR VEH) TOTAL	83		83	50	7
7. MOTOR VEHICLE THEFT	TOTAL 13		13	12	
A. AUTOS	7		7	7	
B. TRUCKS AND BUSES	5		5	4	
C. OTHER VEHICLES	1		1	1	
GRAND-TOTAL	164	1	163	110	12

PROPERTY STOLEN BY CLASSIFICATION

CLASSIFICATION OF OFFENSE	NUMBER OF ACTUAL OFFENSES	VALUE OF PROPERTY STOLEN
1. MURDER / NONNEG. MANSLAUGHTER		\$
2. FORCIBLE RAPE (TOTAL)	1	\$
3. ROBBERY		\$
A. HIGHWAY (STREET, ALLEYS, ETC)		
B. COMMERCIAL HOUSE (EX. C, D, F)		
C. GAS OR SERVICE STATION		
D. CHAIN STORE		
E. RESIDENCE (ANYWHERE ON PREM)		
F. BANK		
G. MISCELLANEOUS		
TOTAL-ROBBERY		
4. ASSAULT - NOT APPLICABLE		
5. BURGLARY - BREAKING OR ENTERING		
A. RESIDENCE (DWELLING)		
1. NIGHT (6 P.M. - 6 A.M.)	2	\$ 1,550
2. DAY (6 A.M. - 6 P.M.)	1	57
3. UNKNOWN	4	1,471
B. NONRESIDENCE (STORE, OFF, ETC)		
1. NIGHT (6 P.M. - 6 A.M.)	10	\$ 32,718
2. DAY (6 A.M. - 6 P.M.)	1	
3. UNKNOWN	3	428
TOTAL-BURGLARY	21	36,224
6. LARCENY - THEFT (EXCEPT VEH)		
A. \$200 AND OVER	32	\$ 33,566
B. \$50 TO \$200	42	4,657
C. UNDER \$50	9	107
TOTAL-LARCENY	83	38,330
7. MOTOR VEHICLE THEFT	13	29,300
GRAND TOTAL ALL ITEMS		103,854
6X. NATURE OF LARCENIES UNDER 6.		
A. POCKET-PICKING		\$
B. PURSE-SNATCHING		
C. SHOPLIFTING	2	7
D. FROM MOTOR VEHICLES	11	4,392
E. MOTOR VEHICLE PARTS AND ACC.	1	85
F. BICYCLES	23	3,309
G. FROM BUILDINGS (EXCEPT C&H)	25	8,450
H. FROM ANY COIN-OP MACHINES		
I. ALL OTHER	21	22,084
TOTAL-LARCENIES	83	38,330
7X. MOTOR VEHICLES RECOVERED		
A. NUMBER STOLEN LOCALLY AND RECOVERED LOCALLY		12
B. NUMBER STOLEN LOCALLY AND RECOVERED OTHER JURISDICTIONS		
C. TOTAL LOCALLY STOLEN MOTOR VEHICLES RECOVERED		12
D. NUMBER STOLEN OUT OF TOWN, RECOVERED LOCALLY		

PROPERTY BY TYPE AND VALUE

*** TYPE OF PROPERTY *** (1)	*** VALUE OF PROPERTY STOLEN *** (2)	STOLEN AND RECOVERED IN YOUR JURISDICTION *** RECOVERED (3)
A. CURRENCY, NOTES, ETC	\$ 31,089	\$ 1,186
B. JEWELRY AND PRECIOUS METALS	2,100	2,000
C. CLOTHING AND FURS	190	120
D. LOCALLY STOLEN MOTOR VEHICLES	29,300	28,300
E. OFFICE EQUIPMENT	0	0
F. TELEVISION, RADIOS, CAMERAS, ETC	2,489	1,700
G. FIREARMS	3,000	1,450
H. HOUSEHOLD GOODS	0	0
I. CONSUMABLE GOODS	518	7
J. LIVESTOCK	0	0
K. MISCELLANEOUS	35,168	25,682
TOTALS	\$ 103,854	\$ 60,445

AGENCY WRANGELL PD

AGE, SEX AND RACE OF PERSONS ARRESTED

OFFENSE CLASS.	SEX	AGE						TOTAL UND 18	RACE					
		10/ UND	11 12	13 14	15	16	17		WHITE	BLACK	AM/INDN	ASIAN	ESKIMO	
MURDER 01A	M													
MANSLAUGHT.01B	M													
RAPE 02	M													
ROBBERY 03	M													
AGG. ASSAULT 04	M			1			1	2	3		1			
BURGLARY 05	M			3	1	2		6	5		1			
LARCENY 06	M	2		3		1		6	9					
MV. THEFT 07	M		2	1				3						
OTH ASSLT. 08	M													
ARSON 09	M													
FORGERY 10	M													
FRAUD 11	M													
EMBEZZLMNT. 12	M													
STLN. PROP. 13	M													
VANDALISM 14	M	3		1				4	3		1			
WEAPONS 15	M		2	2	1	2		7	7					
PROSTITUT. 16	M													
SEX OFFNS. 17	M													
DRUG/TOTAL 18	M		1			1		2	2					
SALE TOTAL	M													
NARCOTICS A	M													
MARIJUANA B	M													
SYNTHETIC C	M													
DANGEROUS D	M													
POSSESS. TOT	M		1			1		2	2					
NARCOTICS E	M													
MARIJUANA F	M		1			1		2	2					
SYNTHETIC G	M													
DANGEROUS H	M													
GAMBL TOT. 19	M													
BOOKMAKING A	M													
NUMBERS B	M													
OTH GAMBL. C	M													
FAMILY/CHLD 20	M													
DRIV. INFLC. 21	M						2	2	2					
LIQUOR 22	M			1	1	7	8	15	15		4			
DISORDERLY 24	M						2	4						
ALL OTHER 26	M	1	3	9		1		14	14		1			
CURFEW 28	M			1		3	2	6	15		1			
RUNAWAY 29	M		3	3	2	1	1	10						
	F				1			1	2					
TOTAL		6	11	28	7	20	14	86	77		9			
POLICE DISPOSITION OF JUVENILES				86										
1. HANDLED WITHIN DEPT AND RELEASED				0										
2. REFERRED TO JUV. COURT/PROB DEPT.				86										
3. REFERRED TO WELFARE AGENCY				0										
4. REFERRED TO OTHER POLICE AGENCY				0										
5. REFERRED TO CRIMINAL OR ADULT CRT				0										

AGENCY WRANGELL PD

AGE, SEX AND RACE OF PERSON ARRESTED

OFFENSE CLASS.	SEX	18 YEARS OF AGE AND OVER														TOT	WHT	RACE				
		18	19	20	21	22	23	24	25	30	35	40	45	50	55			60	65	OV	BLK	IND
MURDER 01A	M																					
MANSLAUGHT.01B	M																					
RAPE 02	M											1						1			1	
ROBBERY 03	M																					
AGG. ASSAULT 04	M	1	2			2	1	1	4	3	2	1						1	18	19		2
BURGLARY 05	M		1	1					1									1	3	3		
LARCENY 06	M			1	1	1			1									4	3		2	
MV. THEFT 07	M								1									1				
OTH ASSLT. 08	M	1	1			1			1									4	4		1	
ARSON 09	M											1						1				
FORGERY 10	M																					
FRAUD 11	M	1																	1	1		
EMBEZZLMNT. 12	M																					
STLN. PROP. 13	M																					
VANDALISM 14	M								1									1	2			
WEAPONS 15	M		1		1													1	1			
PROSTITUT. 16	M																					
SEX OFFNS. 17	M																					
DRUG/TOTAL 18	M		1	1		2	1		2	1	2							10	8		2	
SALE TOTAL	M																					
NARCOTICS A	M																					
MARIJUANA B	M																					
SYNTHETIC C	M																					
DANGEROUS D	M																					
POSSESS. TOT	M		1	1		2	1		2	1	2							10	8		2	
NARCOTICS E	M					2												2	2			
MARIJUANA F	M		1	1			1		2	1	2							8	6		2	
SYNTHETIC G	M																					
DANGEROUS H	M																					
GAMBL TOT. 19	M																					
BOOKMAKING A	M																					
NUMBERS B	M																					
OTH GAMBL. C	M																					
FAMILY/CHLD 20	M		1					1										2	2			
DRIV. INFLC. 21	M		2	2	2	3	1	1	12	4	7	5	4	2	1	1		47	51		4	
LIQUOR 22	M	6	1			1			1	3	2							8				
DISORDERLY 24	M	4							1									7	11			
DISORDERLY 24	F	1	1	3	2	1	1											4				
ALL OTHER 26	M										1							1				
ALL OTHER 26	F	2	1					2	2	3								10	11		3	
TOTAL		16	14	9	9	11	4	5	25	20	15	7	4	2	1	1	2	141	124		17	

1983 STATEWIDE TOTALS
RETURN A - COUNT OF OFFENSES KNOWN TO POLICE

CLASSIFICATION OF OFFENSES	OFFENSES REPORTED OR KNOWN	UNFOUNDED FALSE OR BASELESS	NUMBER OF ACTUAL OFFENSES	TOTAL OFFENSES CLEARED BY ARREST OR EXCEPT	NUMBER OF CLEARANCES PERSON UNDER 18
1. CRIMINAL HOMICIDE					
A. MURDER AND NONNEG. MANSLAUGHTER	68	3	65	49	5
B. MANSLAUGHTER BY NEGLIGENCE	6	0	6	5	2
2. FORCIBLE RAPE	TOTAL	63	479	196	17
A. RAPE BY FORCE	439	44	385	157	14
B. ATTEMPTS TO COMMIT FORC. RAPE	103	19	84	39	4
3. ROBBERY	TOTAL	21	456	100	4
A. FIREARM	188	5	183	43	2
B. KNIFE OR CUTTING INSTRUMENT	68	0	68	15	1
C. OTHER DANGEROUS WEAPON	50	4	46	6	0
D. STRONG-ARM (HANDS, FIST, FEET)	171	12	159	29	1
4. ASSAULT	TOTAL	255	5,924	3,394	218
A. FIREARM	557	14	543	351	30
B. KNIFE OR CUTTING INSTRUMENT	417	16	401	246	13
C. OTHER DANGEROUS WEAPON	376	2	374	187	21
D. HANDS, FIST, FEET - AGGRAVATED	608	35	573	400	20
E. OTHER ASSAULTS - SIMPLE	4,221	188	4,033	2,210	134
5. BURGLARY	TOTAL	258	5,611	838	290
A. FORCIBLE ENTRY	3,762	121	3,641	536	171
B. UNLAWFUL ENTRY - NO FORCE	1,608	104	1,504	252	108
C. ATTEMPTED FORCIBLE ENTRY	499	33	466	50	12
6. LARCENY-THEFT (EXCEPT MOTOR VEH)	TOTAL	557	16,656	3,965	1,410
7. MOTOR VEHICLE THEFT	TOTAL	314	3,056	728	145
A. AUTOS	1,331	164	1,167	204	53
B. TRUCKS AND BUSES	904	82	822	176	30
C. OTHER VEHICLES	1,096	68	1,028	347	62
1-7	TOTAL	1,471	32,253	8,547	1,946
9. ARSON	TOTAL	0	183	40	20
1-9	GRAND TOTAL	1,471	32,436	8,587	1,966
OFFICERS KILLED OR ASSAULTED					
KILLED-FELONY	1	KILLED-ACCIDENT	0	ASSAULTED	204

AGE, SEX AND RACE OF PERSONS ARRESTED
 UNDER 18 YEARS OF AGE
 STATEWIDE TOTALS
 1983

		TOTAL UNDER 18	WHITE	BLACK	NATIVE	OTHER
MURDER/NONNEG. MANSL.	01A	2	1	0	1	0
MANSLAUGHTER BY NEGLIGENCE	01B	2	1	0	1	0
FORCIBLE RAPE	02	29	10	0	14	5
ROBBERY	03	10	4	2	1	3
AGGRAVATED ASSAULT	04	75	42	6	24	3
BURGLARY	05	489	320	7	130	32
LARCENY/THEFT	06	1623	1228	141	203	51
MOTOR VEHICLE THEFT	07	196	151	6	30	9
OTHER ASSAULTS	08	141	87	10	29	15
ARSON	09	17	12	0	4	1
FORGERY & COUNTERFEITING	10	14	9	1	3	1
FRAUD	11	15	14	0	1	0
EMBEZZLEMENT	12	5	4	0	1	0
STOLEN PROPERTY	13	15	12	3	0	0
VANDALISM	14	234	176	7	34	17
WEAPONS	15	39	33	2	4	0
PROSTITUTION & COMM. VICE	16	2	2	0	0	0
SEX OFFENSES	17	34	22	0	10	2
DRUG OFFENSES	18	336	280	19	24	13
GAMBLING	19	0	0	0	0	0
OFFENSES AGAINST FAMILY	20	1	0	1	0	0
DRIVING UNDER THE INFLUENCE	21	97	70	0	22	5
LIQUOR LAWS	22	1146	643	10	256	237
DISORDERLY CONDUCT	24	69	42	4	20	3
ALL OTHER OFFENSES	26	361	296	11	38	16
CURFEW	28	333	184	1	56	92
RUNAWAY	29	64	51	0	7	6
TOTAL		5349	3694	231	913	511

AGE, SEX AND RACE OF PERSONS ARRESTED
18 YEARS OF AGE AND OVER
STATEWIDE TOTALS
1983

		TOTAL	BLACK	OTHER		
		WHITE	NATIVE			
MURDER/NONNEG. MANSL.	01A	46	23	3	11	9
MANSLAUGHTER BY NEGLIGENCE	01B	2	0	1	0	1
FORCIBLE RAPE	02	159	78	11	45	25
ROBBERY	03	87	45	22	16	4
AGGRAVATED ASSAULT	04	841	461	48	259	73
BURGLARY	05	418	250	28	112	28
LARCENY/THEFT	06	1470	853	128	334	155
MOTOR VEHICLE THEFT	07	172	80	3	57	32
OTHER ASSAULTS	08	1455	766	85	440	164
ARSON	09	14	11	0	3	0
FORGERY & COUNTERFEITING	10	70	40	21	6	3
FRAUD	11	273	164	19	72	18
EMBEZZLEMENT	12	5	5	0	0	0
STOLEN PROPERTY	13	29	20	3	6	0
VANDALISM	14	475	276	17	132	50
WEAPONS	15	293	187	18	59	29
PROSTITUTION & COMM. VICE	16	202	89	103	7	3
SEX OFFENSES	17	220	107	5	98	10
*DRUG OFFENSES	18	440	351	23	54	12
GAMBLING	19	0	0	0	0	0
OFFENSES AGAINST FAMILY	20	42	23	2	15	2
DRIVING UNDER THE INFLUENCE	21	4280	3415	97	528	240
LIQUOR LAWS	22	1078	419	6	465	188
DISORDERLY CONDUCT	24	1039	501	52	369	117
ALL OTHER OFFENSES	26	1620	821	74	507	218
TOTALS		14732	8984	761	3603	1384

DRUG ENFORCEMENT INFORMATION - 1983

Data Collection

Statistics and data pertaining to the Statewide Drug Enforcement program is a compilation of the FBI's Uniform Crime Report (UCR) information collected and compiled by the Department of Public Safety, the State Troopers Drug Enforcement Unit's individual reports and information from local police departments.

All local Alaska police departments enforce drug laws as do the Alaska State Troopers and the federal law enforcement agencies in Alaska. However, not all of these agencies report information to the UCR program, which is compiled by the Department of Public Safety. Twenty-four (24) of the twenty-six (26) local police departments plus the Alaska State Troopers contributed data for 1983. Some smaller local police departments did not participate in the UCR data system. It should be noted that these agencies experience very few drug problems which do not involve one of the state drug enforcement units or one of the large police departments. These state drug enforcement units, or Alaska State Troopers, are usually contacted on any significant Alaska drug cases which involve federal law enforcement officers. Thus a comprehensive report of drug activity in Alaska is available by a critical review and assimilation of the data reported by the agencies participating in the UCR program along with the verifiable statistical data of non-UCR participating enforcement agencies.

The continuing goal of the Department of Public Safety is to establish a comprehensive report of total enforcement in Alaska.

Statistical Overview

The drug enforcement information for Alaska is the result of a dedicated effort to consolidate the complex reporting data involved in drug statistics. Drug trafficking and distribution are world-wide activities involving numerous persons. Drug Enforcement for the same reason is, and must continue to be a cooperative effort often involving many different agencies. The results detailed in the enclosed figures and tables are designed to be readily discernible by those reviewing the report. However, it should be noted that many police agencies and departments may be involved with an arrest or seizure listed in any particular region or agency. The main thrust of this report is to illustrate the primary area of jurisdiction in which a seizure or arrest occurred. In addition, the drug arrests or seizures which resulted from a cooperative effort of: Drug Enforcement Units, police Departments, Federal Agencies and State Troopers, were tabulated under the Special Drug Enforcement Unit involved. This methodology was designed to eliminate duplication of information and in no way detracts from the dedicated efforts by an agency involved.

It should be apparent that the true measurement of drug activity and investigative results is not readily available by simply editing the statistics furnished by the different enforcement agencies. This report has screened out duplicative information to the extent possible and efforts continue to further refine drug reporting in Alaska.

The Department of Public Safety was delegated the responsibility for the Alaska Uniform Crime Statistical Program in 1982. This Program is responsible for accumulating and publishing the statewide Alaska statistics for most major law enforcement agencies in Alaska. Summary drug statistics for the State of Alaska are included in the report as well as the Department of Public Safety "Annual Drug Report".

The following figures use certain common terms, which are explained, as follows:

Number of Arrests - Actual number of individuals arrested, cited or summoned for drug violations during the period specified.

Offense Charge - The basic charges used to describe the drug offense. The general charge categories are detailed below:

Sale/Narcotics - Possessions for sale or criminal activity relating to sale of opium, heroin, morphine, cocaine, codeine or related drugs.

Sale/Marijuana - Possession for sale or criminal activity relating to sale of hashish, marijuana or other related drugs.

Sale/Synthetic Narcotics - Possession for sale or criminal activity relating to sale of methadone, demerol or related drugs.

Sale/Dangerous Drugs - Possession for sale or criminal activity relating to sale of barbiturates, amphetamines, benzedrine, hallucinogens, tranquilizers, LSD or related drugs.

Use/Narcotics - Possession for use, furnish, transport, manufacture, cultivate or obtain unlawfully: opium, heroin, morphine, cocaine, codeine or related drugs.

Use/Marijuana - Possession for use, furnish, transport, manufacture, cultivate or obtain unlawfully: hashish, marijuana or other related drugs.

Use/Dangerous Drugs - Possession for use, furnish, transport, manufacture, cultivate, obtain unlawfully: barbiturates, amphetamines, benzedrine, hallucinogens, tranquilizer, LSD or other related drugs.

Number of Arrests Under 18 - Juvenile drug offenders arrested up to, but not including 18 years old at time of offense.

Number of arrests 18 or Over - Drug offenders 18 or older at time of offense.

Total Drug Cases Investigated - Number of drug-related offenses or cases reported for the period specified.

Percentage (%) change compared to previous year - This percentage figure compares the current year value against the previous year and can be either positive (+) if increasing, or negative (-) if decreasing. The formula for this percentage comparison is:

$$\% \text{ change for } = \frac{(\text{current yr. value}) - (\text{previous yr. value})}{(\text{previous yr. value})} \times 100$$

Drug Seizure - Amount of drugs seized during the reporting period. The standard reporting units used for seizure of drugs is as follows:

- a. Heroin - weight in grams
- b. Cocaine - weight in grams
- c. Hashish - weight in grams
- d. Marijuana - weight in pounds and ounces
- e. Pharmaceutical Drugs - dosage unit (DU) for specified drug.

Drug Value - The street value of the specified drug seized. This value is determined as a state-wide value based on the volume of the drug on the illicit state market during the period specified. It should be noted that a drug purchased in large quantity which is relatively pure will have a street value far in excess of the initial price paid for the drug.

Drug Report Analysis

The drug enforcement program direction and enforcement philosophy was changed significantly in 1983. The central state-level coordination of the activities of all specialized drug units throughout the State was the primary impetus. The results, shown in the table below indicate that dramatic increases in seizures, changes and arrests occurred in 1983 when compared to 1982, at only a small increase in personnel and budget.

The same percentage increases may also be shown on a bar graph to portray the results of 1983 compared to those of 1982, as shown on the following page.

TABLE VI

Percent of Increases of Drugs Seized, Charges,
Arrests, and Number of Full Time Personnel
and
Troopers Narcotics Budget
1983 compared to 1982

	1982	1983	% Increase
Seizures	2,323,000	4,067,000	75.08%
Charges	487	724	48.67
Arrests	307	394	28.3
Full Time Personnel	22	25	13.6
Trooper's Narcotics Budget	1,578,000	1,878,000	19.0*

*The actual increase will be more, since the portion of the budgets of local departments expended for drug enforcement was not able to be accurately determined.

Overview
Statewide Drug Enforcement Units
1983 Compared to 1982

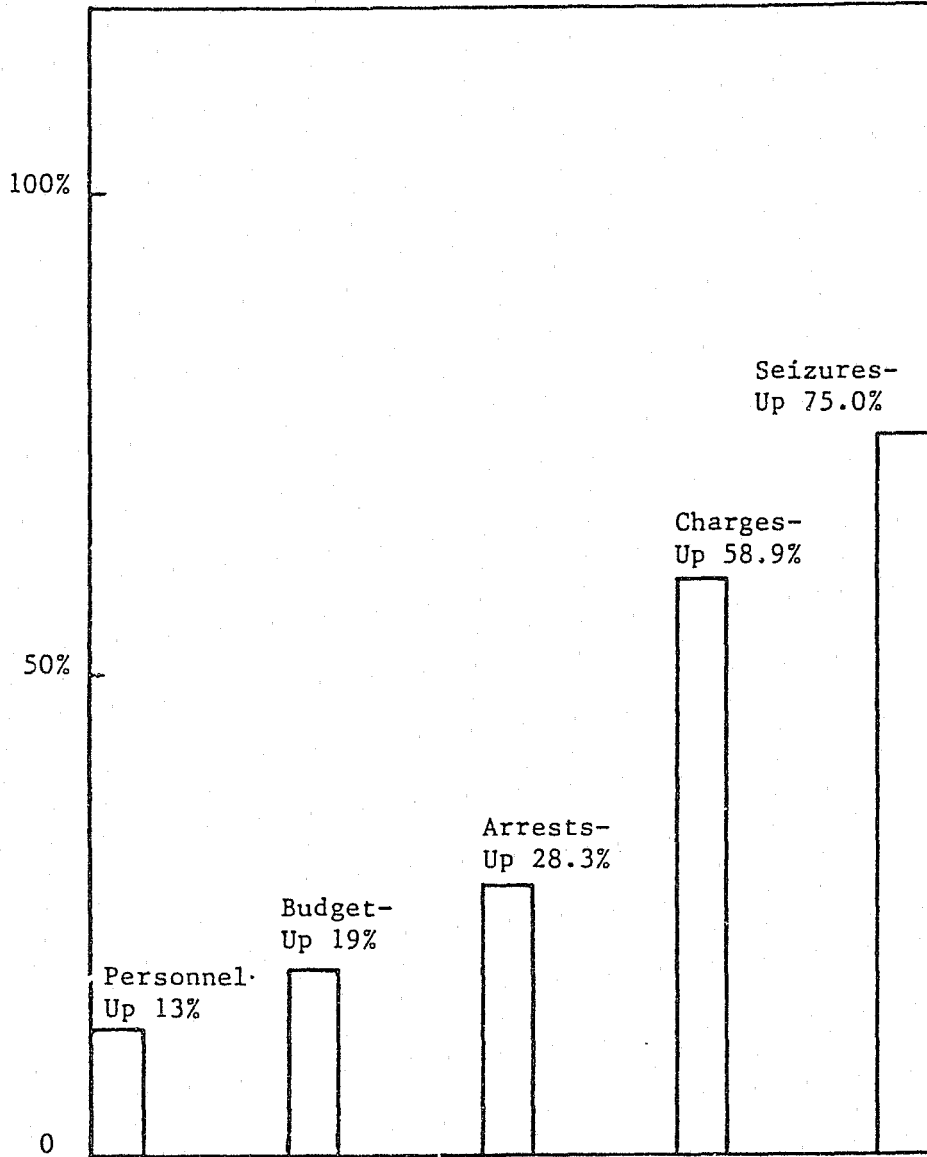


FIGURE II

TABLE VII

TOTAL DRUG ARREST DATA
 ALL SPECIALIZED DRUG UNITS
 ALL DETACHMENTS AND POLICE DEPARTMENTS
 1983

ARRESTS	1980			1981			1982			1983		
	UNDER 18	18 & OVER	TOTAL	UNDER 18	18 & OVER	TOTAL	UNDER 18	18 & OVER	TOTAL	UNDER 18	18 & OVER	TOTAL
DRUG SALE	13	147	160	36	150	186	35	309	344	42	406	448
NARCOTICS	1	95	96	6	78	84	5	204	209	6	250	256
MARIJUANA	10	36	46	20	56	76	28	91	119	30	131	161
SYNTHETIC	0	0	0	0	3	3	0	3	3	3	8	11
DANGEROUS	2	15	17	10	13	23	2	11	13	3	17	20
DRUG POSSESSION	266	203	469	332	268	600	309	345	654	344	473	817
NARCOTICS	15	41	56	9	62	71	4	125	129	7	120	127
MARIJUANA	245	143	388	309	181	490	296	207	503	326	333	659
SYNTHETIC	2	1	3	11	12	23	2	2	4	6	4	10
DANGEROUS	4	18	22	3	13	16	7	11	18	5	16	21
TOTAL ARRESTS	279	350	629	368	418	847	344	654	998	386	879	1,265

TABLE VIII

TOTALS
ALL SPECIALIZED NARCOTIC UNITS *
1983

DRUGS SEIZED	AMOUNT	STREET VALUE	DRUG SALE ARREST	UNDER OVER	
				18	18
COCAINE	15,173 g.	3,371,095	NARCOTICS	6	216
HEROIN	166.25	24,275	MARIJUANA	0	60
LSD	1,336	7,951	SYNTHETICS	2	7
MARIJUANA	188 1b 12 oz	624,246	DANGEROUS	1	13
HASH HASH OIL	483 g.	5,010	DRUG POSSESSION ARREST	UNDER OVER	
IMITATION CONTROLLED SUBSTANCES	5,500	5,000		18	18
MUSHROOMS	1,376 DU	12,295	NARCOTICS	4	46
PHENOBARBITOL	55 DU	275	MARIJUANA	3	28
CODEINE	27 DU	105	SYNTHETICS	1	2
PERCODAN	1 DU	25	DANGEROUS	1	4
AMPHETAMINES	842 DU	6,947	TCTAL DRUG ARREST	394	
DEPRESSANTS	1,304 DU	8,375	TOTAL DRUG CHARGES	774	
DILAUDID	43 DU	2,200			
TOTAL VALUE	4,067,799				

Dosage Unit = DU
Ounce = Oz
Grams = g.

*Includes data from the partial year Mat-Su Drug unit and the Statewide Coordinator's office, of 2 oz. of Marijuana (\$400), 448 gr. Cocaine (\$38,000), two arrests and two charges.

APPENDIX

OFFENSES IN UNIFORM CRIME REPORTING

Listed below are the definitions for Part I and Part II crimes used in the State of Alaska Uniform Crime Reporting System.

The Part I offenses are:

1. Criminal Homicide

- a. Murder and nonnegligent manslaughter: the willful (nonnegligent) killing of one human being by another. Deaths caused by negligence, attempts to kill, assaults to kill, suicides, accidental deaths, and justifiable homicides are excluded. Justifiable homicides are limited to: (1) the killing of a felon by a law enforcement officer in the line of duty, and (2) the killing of a felon by a private citizen.
- b. Manslaughter by negligence: the killing of another person through gross negligence. Excludes traffic fatalities. While manslaughter by negligence is a Part I crime, it is not included in the Crime Index.

2. Forcible Rape

The carnal knowledge of a female forcibly and against her will. Included are rapes by force and attempts or assaults to rape. Statutory offenses (no force used, victim under age of consent) are excluded.

3. Robbery

The taking or attempting to take anything of value from the care, custody, or control of a person or persons by force or threat of force or violence and/or by putting the victim in fear.

4. Aggravated Assault

An unlawful attack by one person upon another for the purpose of inflicting severe or aggravated bodily injury. This type of assault usually is accompanied by the use of a weapon or by means likely to produce death or great bodily harm. Simple assaults are excluded.

5. Burglary (breaking or entering)

The unlawful entry of a structure to commit a felony or a theft. Attempted forcible entry is included.

6. Larceny and Theft (except motor vehicle theft)

The unlawful taking, carrying, leading, or riding away of property from the possession or constructive possession of another. Examples are thefts of bicycles or automobile accessories, shoplifting, pocket-picking, or the stealing of any property or article which is not taken by force and violence or by fraud. Attempted larcenies are included. Embezzlement, "con" games, forgery, worthless checks, etc., are excluded.

7. Motor Vehicle Theft

The theft or attempted theft of a motor vehicle. A motor vehicle is self propelled and runs on the surface and not on rails. Specifically excluded from this category are motorboats, construction equipment, airplanes, and farming equipment.

8. Arson

Any willful or malicious burning or attempt to burn, with or without intent to defraud, a dwelling house, public building, motor vehicle or aircraft, personal property of another, etc.

The Part II offenses are:

9. Other Assaults (simple)

Assaults and attempted assaults where no weapon was used and which did not result in serious or aggravated injury to the victim.

10. Forgery and Counterfeiting

Making, altering, uttering, or possessing, with intent to defraud, anything false which is made to appear true. Attempts are included.

11. Fraud

Fraudulent conversion and obtaining money or property by false pretenses. Included are larceny by bailee and bad checks, except forgeries and counterfeiting.

12. Embezzlement

Misappropriation or misapplication of money or property entrusted to one's care, custody, or control.

13. Stolen Property (buying, receiving, and possessing)

Buying, receiving, and possessing stolen property, including attempts.

14. Vandalism

Willful or malicious destruction, injury, disfigurement, or defacement of any public or private property, real or personal, without consent of the owner or person having custody or control.

15. Weapons (carrying, possessing, etc.)

All violations of regulations or statutes controlling the carrying, using, possessing, furnishing, and manufacturing of deadly weapons or silencers. Included are attempts.

16. Prostitution and Commercialized Vice

Sex offenses of a commercialized nature, such as prostitution, keeping a bawdy house, procuring, or transporting women for immoral purposes. Attempts are included.

17. Sex Offenses (except forcible rape, prostitution, and commercialized vice)

Statutory rape and offenses against chastity, common decency, morals, and the like. Attempts are included.

18. Drug Abuse Violations

State and local offenses relating to narcotic drugs, such as unlawful possession, sale, use, growing, and manufacturing of narcotic drugs.

19. Gambling

Promoting, permitting, or engaging in illegal gambling.

20. Offenses Against the Family and Children

Nonsupport, neglect, desertion, or abuse of family and children.

21. Driving Under the Influence

Driving or operating any vehicle or common carrier while drunk or under the influence of liquor or narcotics.

22. Liquor Laws

State or local liquor law violations, except "drunkenness" and "driving under the influence." Federal violations are excluded.

23. Drunkenness

Drunkenness or intoxication. Excluded is "driving under the influence."

24. Disorderly Conduct
Breach of the peace.
25. Vagrancy
Vagabondage, begging, loitering, etc.
26. All Other Offenses
All violations of state or local laws, except offenses 1-25 and traffic offenses.
27. Suspicion
No specific offense; suspect released without formal charges being placed.
28. Curfew and Loitering Laws
Offenses relating to violations of local curfew or loitering ordinances where such laws exist.
29. Runaways
Limited to juveniles taken into protective custody under provisions of local statutes.