

108224

FLORIDA'S JUVENILE DELINQUENCY
COMMITMENT PROGRAMS:

A DESCRIPTION AND ASSESSMENT

1984

STATE OF FLORIDA
DEPARTMENT OF HEALTH AND
REHABILITATIVE SERVICES .

CHILDREN,
YOUTH
AND FAMILIES
PROGRAM OFFICE

DATA ANALYSIS UNIT

108224

FLORIDA'S JUVENILE DELINQUENCY COMMITMENT PROGRAMS:

A Description and Assessment

NCJRS

DEC 4 1987

ACQUISITIONS

Prepared by the Data Analysis Unit of the
Children, Youth and Families Program Office
Debbie McAlpin, Management Analyst II
Roger W. Lunt, Planner II

Department of Health and Rehabilitative Services
1317 Winewood Boulevard, Tallahassee, Florida 32301

April, 1984

U.S. Department of Justice
National Institute of Justice

108224

This document has been reproduced exactly as received from the person or organization originating it. Points of view or opinions stated in this document are those of the authors and do not necessarily represent the official position or policies of the National Institute of Justice.

Permission to reproduce this copyrighted material has been granted by
State of Florida Department of Health
and Rehabilitative Services

to the National Criminal Justice Reference Service (NCJRS).

Further reproduction outside of the NCJRS system requires permission of the copyright owner.

TABLE OF CONTENTS

A.	Executive Summary	1
B.	Introduction	4
C.	Definition of Terms	5
D.	Data Sources	9
E.	Commitment Programs	
	1. Intensive Counseling	10
	2. TRY Centers	16
	3. Associated Marine Institutes	22
	4. Family Group Homes	29
	5. Project STEP	35
	6. STOP Camps	41
	7. San Antonio Boys Village	46
	8. Group Treatment Homes	51
	9. Youth Homes of Florida, Inc.	56
	11. Halfway Houses	61
	11. START Centers	67
	12. Jacksonville Youth Development Center	72
	13. Florida Environmental Institute	77
	14. Training Schools	83
F.	Summary Comparison of Commitment Programs	88
	1. Measures of Performance and Management	89
	2. Recidivism Within the Juvenile Justice System	91
	3. Recidivism Within and Outside the Juvenile Justice System	92
	4. All Commitment Programs	93
G.	Footnotes	94

EXECUTIVE SUMMARY

This study gives a statewide overview of Children, Youth and Families (CYF) commitment program operations during the last fiscal year (July 1982 - June 1983). As such, it is not designed to focus on individual facility performance.

As a system, CYF delinquency commitment programs performed relatively well and maintained a 22.4% recidivism rate. Below are some specific findings of this study.

- 84.4% of the overall commitment population is male. Females are particularly under-represented in the non-residential programs.
- 54.0% of the commitment population is white.
- The average cost per successful completion ranges from a low of \$961 for the Intensive Counseling Program to \$6,214 for the Jacksonville Youth Development Center.
- 75.5% of the commitments are for felony offenses. The majority of these are felony property offenses.
- 52.9% of the youths served by the Florida Environmental Institute were committed for person-related felonies. This is more than double the proportion of the nearest community-based program, TRY Centers, where 19.4% of the youths served were committed for a person-related felony.
- San Antonio Boys Village, Training Schools, and the Florida Environmental Institute had the highest percent of felony offenders with 90.9, 88.5 and 88.2 percent respectively. Project STEP with 49.2 percent and STOP Camps with 52.5 percent handled the lowest percentage of felony offenders.

- Over 60% of the Training School commitments were recommitments or revocations.
- Approximately 72% of the commitments successfully complete the program they are assigned to. Successful completion varies from 90.6% for STOP Camps to 49% for the Jacksonville Youth Development Center.
- 14.0% of all TRY Center exits and 15.1% of all START Center exits were recommitments to CYF commitment programs or transfers to the adult system.
- The Jacksonville Youth Development Center reported the highest rate of escapes (35 of every 100 youths served).
- The Jacksonville Youth Development Center and Group Treatment Homes had the highest recommitment and revocation rate within 37 months from furlough. It should be noted that high recommitment/revocation rates are expected for programs which serve younger offenders since there is more follow-up time within the juvenile system. A youth, for instance, who is seventeen upon entering a program and stays in the program for six months will have only six follow-up months in which to reenter the juvenile system: A youth who is thirteen and enters a program (thirteen is the modal age of children in the Jacksonville Youth Development Center and Group Treatment Homes) and stays four months will be at risk the full thirty seven months of follow-up.
- 36.7% (or 434 out of 1,181) of a sample of youths furloughed during July - December 1979 from CYF commitment programs were either recommitted, revoked, subsequently placed on adult probation or incarcerated in the Florida Department of Corrections (DOC) within 24 months of furlough.
- A recidivism study of sample graduates of CYF commitment programs during July - December 1979 revealed that Group Treatment Homes and the San Antonio Boys Village had the highest recidivism rates of 55.5% and 54.5% within a 24 month followup period. Intensive Counseling and halfway houses, with 21.7% and 23.6% recidivism rates, were the lowest.

- In our study completed for 1982, twelve percent of the sample of youths furloughed during July - December 1981 (or 139 out of 1,181) were subsequently incarcerated in the Department of Corrections, whereas 5% (or 56 out of 1,181) were placed on adult probation.

INTRODUCTION

This descriptive report presents an analysis of Children, Youth and Families commitment programs during Fiscal Year 1982-83.

It is an attempt by the Children, Youth and Families Program Office (PDCYF) to follow through on a major exercise conducted by the Department of HRS to develop performance measures and standards to increase accountability.

The purpose of this effort was stated in the Department issue paper, "Development of Performance Standards and Measures":

The Departmental need for accountability and justification data becomes especially apparent to decision makers during the budget preparation. However, there is also a day-to-day need for program managers and employees to be knowledgeable of what the performance standards and measures are that deem a program successful.

PDCYF was delegated the responsibility of developing basic program measures and standards for the Children, Youth and Families program area. A statewide, coordinated effort by PDCYF and District staff developed performance criteria which delineated the expected process and output units. The analysis of such criteria was expected to:

- 1) Identify problems and needs.
- 2) Assist management in making informed management and budgetary decisions.
- 3) Allow management to gauge the effectiveness and efficiency of programs.
- 4) Inform employees at all levels of acceptable work standards.

This report presents an analysis of these performance criteria along with other accepted indicators of program operation; (e.g., program description, costs, population profiles, client movement information and recidivism related to Fiscal Year 1982-83). The aggregation of this programmatic information provides PDCYF with an improved means of comprehensively examining PDCYF commitment programs. This is essential if PDCYF is to effectively fulfill its responsibilities of standards setting, monitoring, policy making, and statewide supervision of the administration of Children, Youth and Families programs.

DEFINITION OF TERMS

Certain terms which may require explanation are used throughout this report. The definitions listed below were developed by the Office of Evaluation (OSIE) and should help to clarify their usage.

a. "Performance Criteria"

The term includes performance standards and measures.

b. "Performance Measure"

The term means: (1) the quality of work done, or (2) the quantity of work done, or quantity of results therefrom.

c. "Performance Standard"

It provides a value or norm against which the performance measure may be judged.

d. "Process Measure"

This is a work quantity measure; e.g., manhours, headcounts, number of cases, etc.

e. "Outcome Measure"

This yields information with respect to the quality or impact of a program; e.g., recidivism, percentage of clients becoming employed, etc.

All the performance criteria contained in this report are ones which have been explicitly delineated in goal statements, objectives, policies, administrative rules, operational plans, or program manuals and have been reviewed and approved by District CYF Program Supervisors.

The following definitions are presented for those readers unfamiliar with Children, Youth and Families terminology:

a. "Restrictiveness Category"

a classification assigned to a program based on the constraints placed upon the liberty of participants. Factors such as whether the program is residential or non-residential, length of stay, degree of supervision, access to the community, etc., are considered. CYF commitment programs are classified into the five restrictiveness categories shown below in ascending order of restrictiveness.

DEFINITION OF TERMS

1. All non-residential programs (Intensive Counseling, TRY Centers, and all Associated Marine Institutes, except FKMI).
 2. Family Group Homes.
 3. STEP, STOP (short-term misdemeanor programs).
 4. All other community residential programs (Halfway Houses, START Centers, Group Treatment Homes, San Antonio Boys Village, Florida Environmental Institute).
 5. Training Schools.
- b. "Length of Stay in Program"
- the amount of time spent by a youth in an individual program or facility.
- c. "Aggregate Length of Stay"
- the total amount of time spent by a youth in all commitment programs from the date of commitment to the date of furlough.
- d. "Furlough"
- the release of a child pursuant to an executed conditional agreement, from a CYF commitment program to supervision in the community.
- e. "Committed Child"
- an adjudicated delinquent whom the court has placed under CYF's active control, including custody, care, training, treatment, and furlough into the community.
- f. "Non-Committed Child"
- an adjudicated delinquent or adjudication withheld delinquent whom the court has placed under CYF's supervision. Children, Youth and Families does not exercise active control of the child.
- g. "Reality Therapy"
- a treatment strategy based on the principle that one must accept responsibility for his or her actions. The goal of reality therapy is to aid an individual in acting responsibly. The foundation of this strategy is involvement between staff and clients in developing plans for more responsible behavior, setting limits, and administering logical consequences for actions.

h. "Cost"

as referred to in this document, includes only the expense of program operation. Administrative overhead, estimated at 40%-60% of operating cost, and operating capital outlay are not included. Federal dollars which contribute to operating expenses are included in the cost figures cited.

i. "Recidivism"

subsequent revocation or recommitment to the juvenile justice system, or admission to the adult criminal justice system by being placed on adult probation or committed to the Department of Corrections. Not included in this definition are youths who are put on juvenile probation, waived to the adult system and given a suspended sentence or committed to a local or county jail. A youth may be revoked (and defined as a recidivist) for technical violations such as not obeying parents or not going to school.

Recidivism for the purpose of this document and due to methodological constraints is divided into two types: recidivism within the juvenile justice system and recidivism within and outside of the juvenile justice system. Recidivism within the juvenile justice system refers to subsequent revocation or recommitment to the juvenile justice system (Children, Youth and Families) within 37 months from the date of furlough. This type of recidivism was calculated from the computerized information system for all youths furloughed from July, 1980, through December, 1982, (N=10,836). Recidivism within and outside of the juvenile justice system refers to subsequent revocation or recommitment to the juvenile justice system or admission to the adult criminal justice system by being placed on adult probation or committed to the Department of Corrections. External recidivism rates were obtained from a manual records check for a random sample of youths furloughed during July-December 1979 (N=1,181). The maximum follow-up period for the sample was 24 months.

j. "Successful Release"

as referred to in this document is a child who has: 1) received a furlough, 2) received a release to aftercare, 3) received an honorable discharge/program completion, or 4) served the maximum term.

k. "Unusual Release"

as referred to in this document is a youth who has: 1) received a release because of reaching age 19, 2) received a transfer to the Department of Corrections, 3) died, 4) been recommitted, or 5) not completed the program because of a rescinded court order, joining the armed services, joining the job corps or similar terminations.

DATA SOURCES

Four sources of data are utilized in this report to cover all relevant information available on Children, Youth and Families commitment clients. The first source is a computerized data file which includes basic demographic variables plus information on the commitment, placement and subsequent movement, (i.e., transfers, absconders, furloughs of all committed youth). This data file is continuously updated from Commitment/Revocation Data Cards and recap reports from all programs. A cohort comprised of all placements to Children, Youths and Families commitment programs during the period Fiscal Year 82-83 was selected for use in this study.

Also obtained from this data file was the internal recidivism information. By manipulating the data file, recommitment and revocation rates were obtained for all youths furloughed from July, 1980, through December, 1982, (N=10,836). This represents a maximum follow-up of 37 months.

The second source of data is reports submitted on a monthly basis by each commitment facility and summaries compiled therefrom. Data from the FY 82-83 reports were used.

The third source of data is the Program Cost Analysis of Children, Youth and Families Components, completed in April, 1984, by PDCYFD for Fiscal Year 1982-83.

The final source of data comprises information from a recidivism study conducted during the first half of 1981. A random sample of youths furloughed from CYF commitment programs during July-December 1979 was selected. The sample for each commitment program was large enough to obtain results with a 95% confidence level. This means that the likelihood of obtaining results by pure chance alone is less than 5 times out of 100. For some programs with small populations, a sample was not used but rather the total population was taken. Once the sample was determined (n=1,181) a record search was conducted within Children, Youth and Families and the Department of Corrections. The results from that effort comprise the external recidivism information used in this document.

INTENSIVE COUNSELING

I. Description

The Intensive Counseling Program is a non-residential delinquency program, with youths treated in the community by a counselor with a limited caseload within a budgeted average length of stay of four months. It is felt that with this reduced caseload a counselor has the time to become more closely involved in changing the youth's behavior patterns. The primary thrust of the program is the use of intensive groups which meet a minimum of four times weekly.

Eight to ten delinquent youths comprise an Intensive Counseling group. Group sessions are the principle treatment mode of the Intensive Counseling Program, and counselors are required to enforce attendance and thoroughly evaluate group effectiveness. Counselors must carefully prepare for each group meeting in order to focus on the priority problems of the group members.

When not leading groups, counselors seek to verify the reliability and validity of group discussions by contacting parents, teachers, employers, law enforcement officials, and other persons in the community who have knowledge of the youth's behavior outside the group. This information is weighed and compared with a youth's discussion, behavior, participation, and progress in group to ascertain if behavioral changes noted in group are consistent with outside behaviors. Conversely, information gathered from community sources is used to help the counselor focus upon members of the group who need greater attention. Counselors are also required to meet crisis situations that arise with members of the group.

Parents of the youths in the Intensive Counseling Program are required to attend a parent group once a week. Parental support is an essential element of this program if behavioral changes are to be effective and lasting. Counselors help parents discuss problems which they are having with their children and help them gain insight into dealing effectively with them. A better understanding by parents of their relationship and responsibility to their children is sought as a means of helping to strengthen family bonds.

In addition, counselors seek to employ available community resources to assist the child by referring youths to other agencies for special needs: vocational rehabilitation, mental health agencies, special education classes, drug programs, and other agencies. Volunteers are sought by the counselors to supplement group and

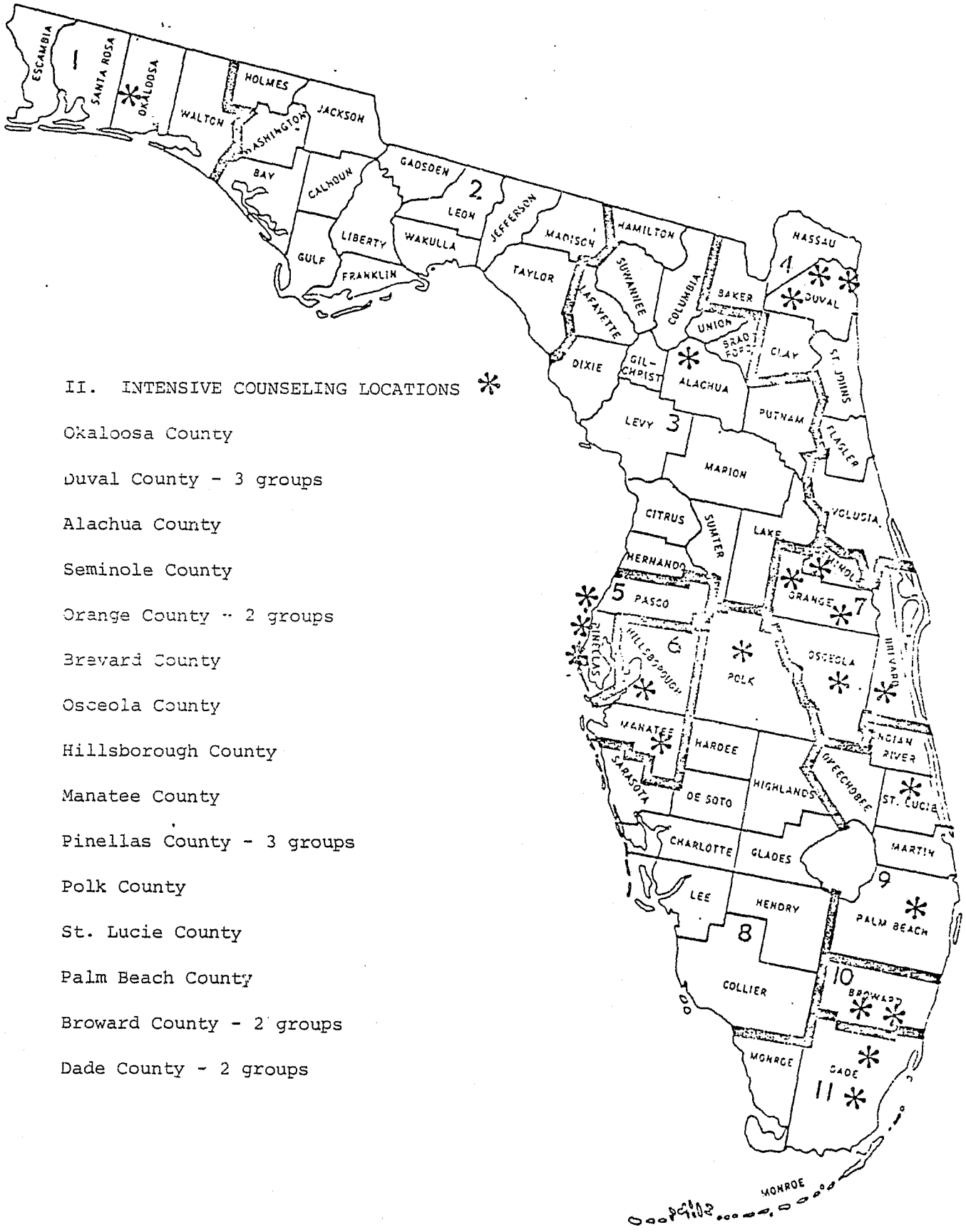
INTENSIVE COUNSELING

individual counseling. This represents an important resource to the counselor. In addition, recreational activities are planned by counselors to develop rapport, and demonstrate, in a relaxed situation, a sincere interest in helping the youths.

There are four specific admission criteria for the Intensive Counseling Program:

1. Children who are approved by the committing judge for placement in the program.
2. Children who have no transportation hardships and can attend group meetings as required by the program.
3. Children who live at home with their parents or guardians.
4. Children whose parents or guardian agree to attend parent groups once a week.

Preference is given to children who are committed for the first time, who are 14-18 years of age or who are misdemeanor offenders.



II. INTENSIVE COUNSELING LOCATIONS *

- Okaloosa County
- Duval County - 3 groups
- Alachua County
- Seminole County
- Orange County -- 2 groups
- Brevard County
- Osceola County
- Hillsborough County
- Manatee County
- Pinellas County - 3 groups
- Polk County
- St. Lucie County
- Palm Beach County
- Broward County - 2 groups
- Dade County - 2 groups

INTENSIVE COUNSELING

III. Budgeted Annual Capacity and Number of Slots

<u>District</u>	<u>Number of Slots¹</u>	<u>Annual Capacity</u>
I (Pensacola)	8	24
III (Gainesville)	8	24
IV (Jacksonville)	24	72
V (St. Petersburg)	24	72
VI (Tampa)	16	48
VII (Orlando)	40	120
VIII (Lakeland)	8	24
IX (West Palm Beach)	16	48
X (Ft. Lauderdale)	16	48
XI (Miami)	16	48
Total	<u>176</u>	<u>528</u>

IV. Costs²

Actual Expenditures	\$ 523,283.00
Actual Cost/Successful Completion	961.02
Actual Cost/Child Day	8.43

V. Population Profile³

<u>Sex</u>	<u>Race</u>	<u>Typical Age (mode)</u>
Male 91.5%	Black 50.6%	16 years
Female 8.5%	White 48.6%	
	Other 0.8%	

Commitment Offense

Felony - Against Person	10.3%
Felony - Property	48.5%
Felony - Victimless	4.4%
Misdemeanor - Against Person	4.1%
Misdemeanor - Property	24.5%
Misdemeanor - Victimless	7.5%
Other Violations	.8%

(Footnotes are listed on page 94.)

VI. Movement/Management Information⁴

Type of Commitment

First Commitment	79.3%
Recommitment	16.7%
Revocation	3.8%
Department of Correction's Transfer	0.2%

Type of Placement⁵

Initial Placement	82.6%
Transferred In	17.4%

Type of Exit

Direct Discharges	21.7%
Furloughs	45.9%
Transfers to More Restrictiveness	19.0%
Transfers to Equal or Less Restrictiveness	2.9%
Recommitments	7.2%
Waived to Adult Court	3.3%

Escapes

5.5 per 100 served

Average Daily Population

170.0

Average Length of Stay in Program

All completions including transfers and unsuccessful releases	107 days
Successful completions only	114 days

VII. Effectiveness Measures

Basic Program Outcomes⁶

Performance

1. Successful completion of program -	
Percentage of youths released who are furloughed or directly discharged.	67.5%

(Footnotes are listed on page 94.)

INTENSIVE COUNSELING

Basic Program Outcomes

2. Recidivism within the Juvenile Justice System⁷ -

Subsequent revocation or recommitment to the juvenile justice system based upon the total number of youths furloughed or direct discharged from July, 1980, through December, 1982, a maximum 37 month follow-up (n=10,836).

Performance

Intensive Counseling Districts

I	9.7%
III	8.1%
IV	18.1%
V	9.6%
VI	10.7%
VII	14.9%
VIII	12.2%
IX	20.0%
X	23.8%
XI	7.0%
Total	14.3%

Basic Program Outcomes

3. Recidivism Within and Outside the Juvenile Justice System⁸ -

Subsequent revocation or recommitment to the juvenile justice system, or admission to the adult criminal justice system by being placed on adult probation, given a suspended sentence or committed to the Florida Department of Corrections within 24 months after furlough (n=1,181).

Performance

Recommitment or Revocation

10.9%

Adult Probation

3.7%

Adult Incarceration

9.8%

Total

21.7%

(Footnotes are listed on page 94.)

TRY CENTERS

I. DESCRIPTION

The TRY Centers are co-ed, non-residential programs designed for 30 youths, half non-committed and half committed, who are experiencing difficulty in school but are considered capable of making a successful adjustment within their own community and homes while participating in an intensive day care program. The program provides individual, family, and group counseling. A school program is offered along with recreation, tutoring, arts and crafts, assistance with school adjustment or employment, and attention to other needs considered important to the youth's well-being. A great deal of flexibility with regard to programming is encouraged in order that activities may be geared to the needs of the individual child.

Program participants are involved in planned activities throughout the day. The meal served during program hours is taken at local restaurants or catered to avoid the expense of kitchens and cooking staff. One meal per day, five days a week is budgeted. Youth participating in TRY Center programs live at home while receiving intensive counseling services. Residents of other CYF programs can also, when advisable, be transferred to a TRY Center as a means of gradually easing them back into their homes and communities when they have successfully completed treatment at a residential facility. With appropriate placements, the TRY Center is a viable alternative to residential care. Involvement and counseling of parents and guardians is emphasized more than in residential programs because the child receives treatment within the home community.

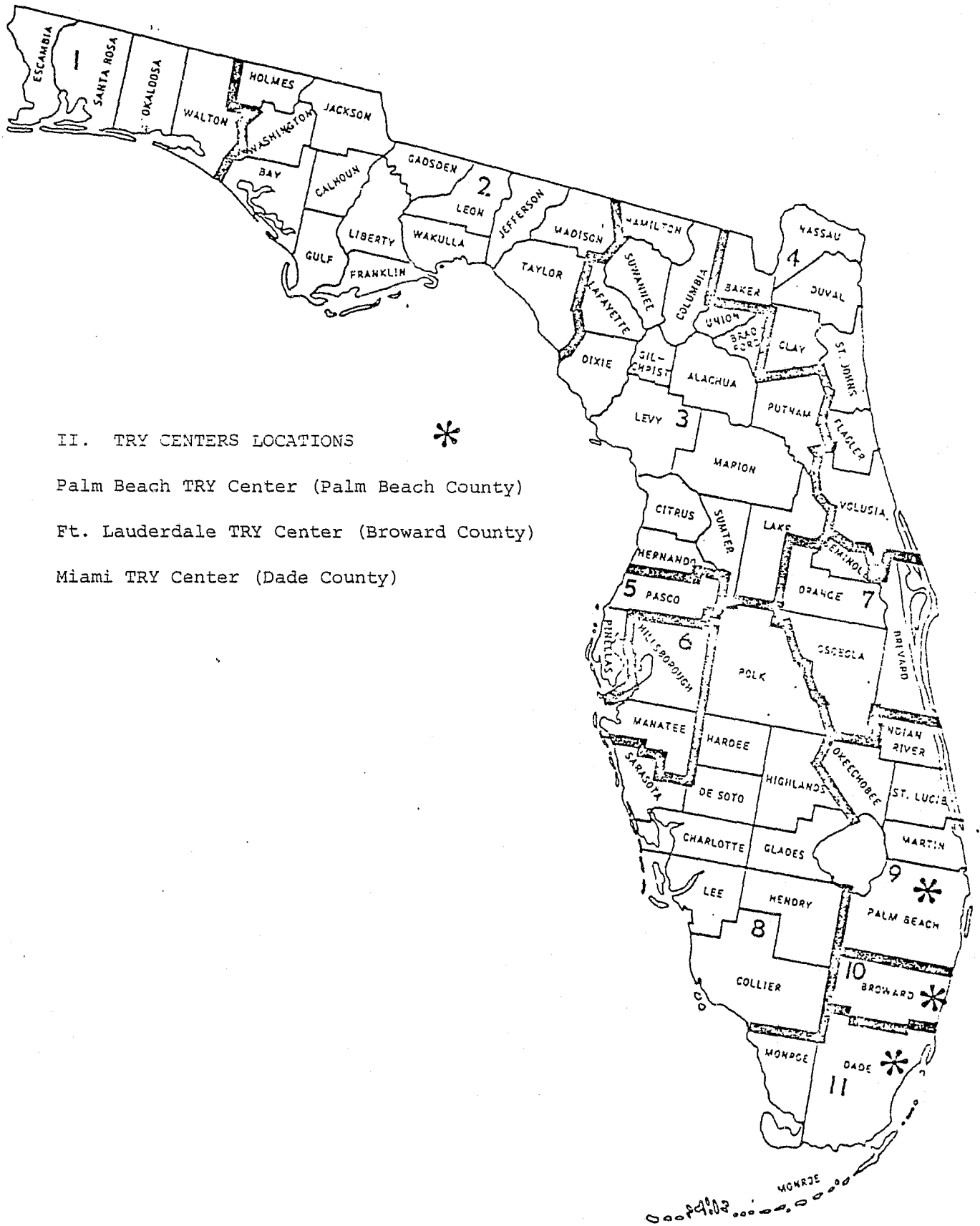
The total goal of the TRY Center is to enable a youth to become more responsible in daily life through improving the home situation, school or job performance, and overall attitude of self-respect and respect toward the community. It is the TRY Center's intent to provide the necessary tools for the individual to move toward establishing practical goals and to make a successful adjustment to society.

The specific admission criteria to the program are:

1. Children who live at home with their parents or guardians.
2. Children who have no transportation hardships and can attend the program daily, and
3. Children whose parents or guardians agree to attend parent groups once a week.

TRY CENTERS

TRY Centers prefer children who are 14-18 years of age, committed for the first time or who are misdemeanor offenders.



II. TRY CENTERS LOCATIONS *

Palm Beach TRY Center (Palm Beach County)

Ft. Lauderdale TRY Center (Broward County)

Miami TRY Center (Dade County)

TRY CENTERS

III. Budgeted Annual Capacity and Budgeted Slots

<u>District</u>	<u>Number of Slots¹</u>	<u>Annual Capacity</u>
IX (Palm Beach)	15	45
X (Ft. Lauderdale)	15	45
XI (Miami)	15	45
Total	45	135

IV. Costs²

Actual Expenditures	\$ 453,874.00
Actual Cost/Successful Completion	\$ 2,126.70
Actual Cost/Child Day	\$ 15.30

V. Population Profile³

<u>Sex</u>	<u>Race</u>	<u>Typical Age (mode)</u>
Male 93.0%	Black 76.6%	16 years
Female 7.0%	White 21.8%	
	Other 1.6%	

Commitment Offense

Felony - Against Person	19.4%
Felony - Property	48.1%
Felony - Victimless	1.6%
Misdemeanor - Against Person	5.4%
Misdemeanor - Property	17.1%
Misdemeanor - Victimless	7.8%
Other Violations	.8%

(Footnotes are listed on page 94.)

VI. Movement/Management Information⁴

Type of Commitment

First Commitment	76.3%
Recommitment	20.9%
Revocation	2.9%

Type of Placement⁵

Initial Placement	91.6%
Transferred In	8.4%

Type of Exit

Direct Discharge	12.9%
Furloughs	48.9%
Transfers to More Restrictiveness	14.6%
Transfers to Equal or Less Restrictiveness	9.6%
Recommitments	12.9%
Waived to Adult Court	1.1%

Escapes

Committed	11.20 per 100 served
Non-committed	1.92 per 100 served

Average Daily Population

55.0 committed, 26.3 non-committed

Average Length of Stay

All completions including transfers and unsuccessful releases	121
Successful completions only	139

VII. Effectiveness Measures

Basic Program Outcomes⁶

Performance

1. Successful completion of program -	
Percentage of youths released who are furloughed or directly discharged.	61.8%

(Footnotes are listed on page 94.)

Basic Program Outcomes

Performance

2. Recidivism within the Juvenile Justice System⁷ -

TRY Centers

Subsequent revocation or recommitment to the juvenile justice system based upon the total number of youths furloughed or direct discharged from July, 1980, through December, 1982, a maximum 37 month follow-up (n=10,836).

Miami	20.8%
Ft. Laud.	32.2%
Daytona	29.8%
St. Pete	20.0%
Palm Beach	27.4%
Total	26.9%

Basic Program Outcomes

Performance

3. Recidivism Within and Outside the Juvenile Justice System⁸ -

Recommitment or Revocation

Subsequent revocation or recommitment to the juvenile justice system, or admission to the adult criminal justice system by being placed on adult probation, given a suspended sentence or committed to the Florida Department of Corrections within 24 months after furlough (n=1,181).

29.6%

Adult Probation

3.7%

Adult Incarceration

7.8%

Total

33.3%

(Footnotes are listed on page 94.)

ASSOCIATED MARINE INSTITUTES (AMI)

I. DESCRIPTION

Associated Marine Institutes, Inc. (AMI) is a public, non-profit educational and training organization from whom the Department of Health and Rehabilitative Services purchases specialized educational, vocational, and counseling services for delinquent youth who have been placed under supervision of the Department by the juvenile court. Children on Community Control (probation) or Furlough (parole) as well as those in commitment status are referred for placement in the program. There are seven marine institutes located in the following Florida cities: Miami, Pompano Beach, Jacksonville, Panama City, St. Petersburg, Tampa and Key West. Each program, except the Key West facility, is a non-residential facility that provides services while allowing the child to continue residing with his family. The Florida Keys Marine Institute in Key West began operation July 1, 1979, and is the only residential program. The Pompano Beach facility serves Palm Beach as well as Broward County youth.

The objectives of the AMI program are:

1. To provide a viable commitment alternative to costly treatment for youngsters placed in the program.
2. To provide each participant with the opportunity to develop a wide range of pre-vocational and vocational skills which will advance the overall career development of each child and enable him to apply this wide range of knowledge and skills in a variety of occupations.
3. To encourage further training of both an academic and vocational nature. This encouragement should result in each child's increased academic achievement while in the program, and continuing his education in school, employment, or other training following his completion of the program.

The specific admission criteria are:

1. Children who live at home with their parents or guardian, and
2. Children who are physically able to participate

AMI prefers that program participants be between the ages of fifteen and eighteen, committed for the first time and committed for a misdemeanor offense.

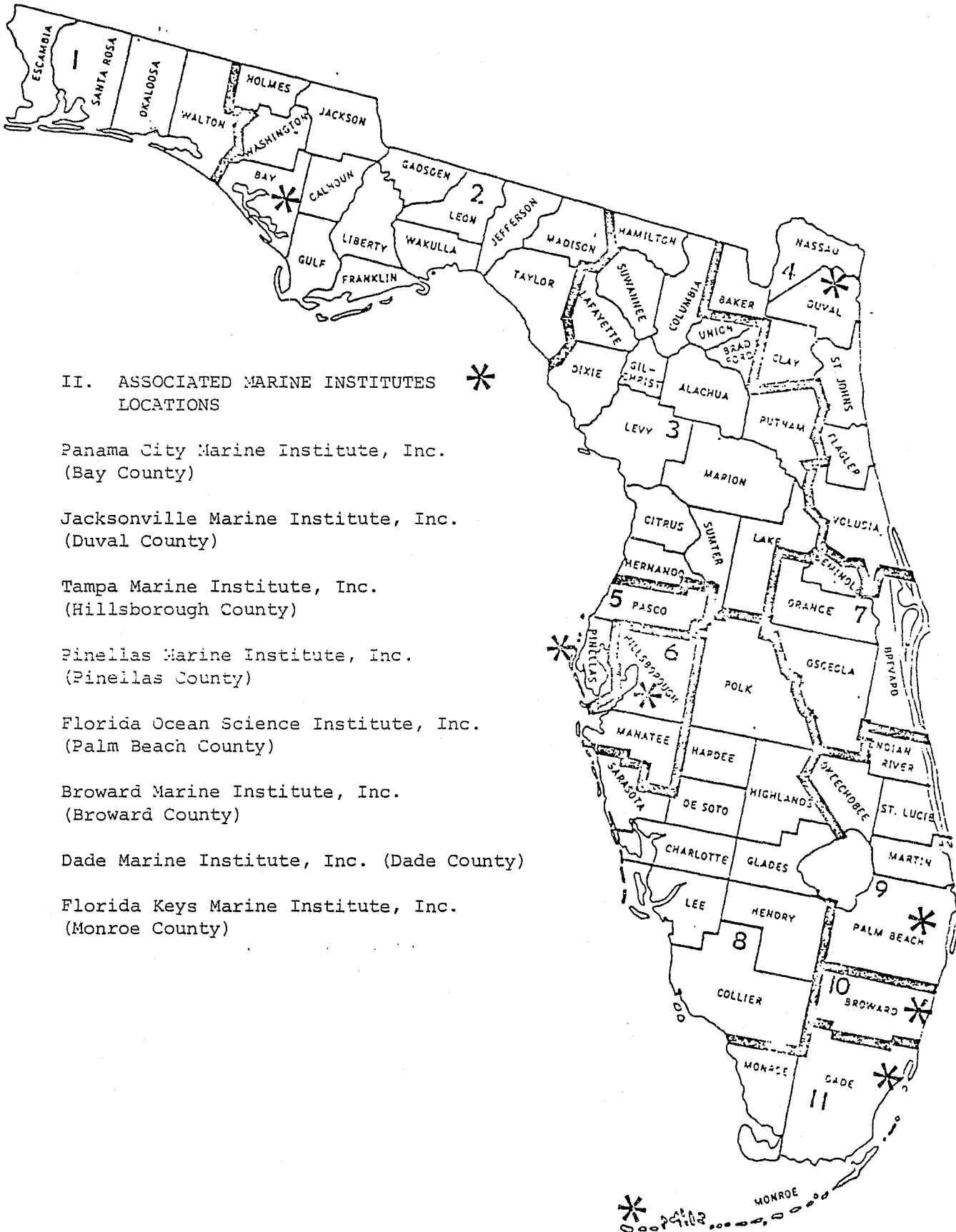
ASSOCIATED MARINE INSTITUTES

The vocational program provides each participant with the opportunity to develop a wide variety of occupational skills, including both classroom and on-the-job training. Specific areas of vocational instruction include boat handling, seamanship, scuba diving, practical oceanography, and marine mechanics and maintenance. Remedial classes are also provided to enable trainees to move successfully through the vocational program. Basic academic programs are provided at each institute.

Weather permitting, overnight trips or cruises of from two to four days duration are conducted at intervals of from four to six weeks throughout the program for selected youths. These trips enable participants to reinforce skills learned in the shop and classroom by applying them through practical experience.

The program is designed to provide individualized counseling and instruction for each participant. In addition to an overall ratio of about one counselor/instructor per seven trainees, the program director and administrative personnel of the facility have a substantial amount of direct involvement with the trainees.

AMI develops and maintains an active job placement program to assist participants in finding employment upon completion of the program. AMI works with government and private employment agencies and industry in developing job opportunities for its graduates.



II. ASSOCIATED MARINE INSTITUTES LOCATIONS *

Panama City Marine Institute, Inc.
(Bay County)

Jacksonville Marine Institute, Inc.
(Duval County)

Tampa Marine Institute, Inc.
(Hillsborough County)

Pinellas Marine Institute, Inc.
(Pinellas County)

Florida Ocean Science Institute, Inc.
(Palm Beach County)

Broward Marine Institute, Inc.
(Broward County)

Dade Marine Institute, Inc. (Dade County)

Florida Keys Marine Institute, Inc.
(Monroe County)

ASSOCIATED MARINE INSTITUTES

III. Budgeted Annual Capacity and Budgeted Slots

<u>District</u>	<u>Number of Slots</u> ¹	<u>Annual Capacity</u>
II. (Panama City)	14	28
IV (Jacksonville)	19	38
V (St. Petersburg)	20.5	41
VI (Tampa)	16.5	33
IX (Pompano Beach)	10	20
X (Ft. Lauderdale)	15	30
XI (Miami & Key West)	16.5	33
(Key West)	50	100
Total	161.5	323

IV. Costs²

Associated Marine Institutes - Residential

Actual Expenditures	\$ 613,569.00
Actual Cost/Successful Completion	\$ 4,416.00
Actual Cost/Child Day	\$ 36.80

Associated Marine Institutes - Non-Residential

Actual Expenditures	\$ 1,211,345.00
Actual Cost/Successful Completion	\$ 2,242.08
Actual Cost/Child Day	13.84

V. Population Profile³

<u>Sex</u>	<u>Residential</u>	<u>Non-Residential</u>
Male	100.0%	91.8%
Female	.0%	8.2%
<u>Race</u>	<u>Residential</u>	<u>Non-Residential</u>
Black	51.3%	66.8%
White	38.7%	31.0%
Other	10.0%	2.2%
<u>Typical Age (mode)</u>	<u>Residential</u>	<u>Non-Residential</u>
	15 years	15 years

(Footnotes are listed on page 94.)

ASSOCIATED MARINE INSTITUTES

<u>Commitment Offense</u>	<u>Residential</u>	<u>Non-Residential</u>
Felony - Against Person	9.9%	10.5%
Felony - Property	71.1%	65.5%
Felony - Victimless	3.9%	3.9%
Misdemeanor - Against Person	3.9%	3.9%
Misdemeanor - Property	5.9%	8.7%
Misdemeanor - Victimless	2.0%	6.1%
Other Violations	3.3%	1.3%

VI. Movement/Management Information⁴

<u>Type of Commitment</u>	<u>Residential</u>	<u>Non-Residential</u>
First Commitment	69.3%	78.3%
Recommitment	27.4%	17.2%
Revocation	2.9%	4.2%
DOC Transfers	.6%	.3%

Type of Placement⁵

Initial Placement	88.9%	93.4%
Transferred In	11.1%	6.6%

<u>Type of Exit</u>	<u>Residential</u>	<u>Non-Residential</u>
Direct Discharges	0.6%	13.0%
Furloughs	65.5%	54.7%
Transfers to More Restrictiveness	30.4%	14.5%
Transfers to Equal or Less Restrictiveness	3.5%	5.5%
Recommitments	0.0%	6.1%
Waived to Adult Court	0.0%	1.3%

Escapes

Committed - 12.1 per 100 served
 Non-committed - 1.4 per 100 served

Average Daily Population

Committed - 183.2
 Non-Committed - 102.2
 Total - 285.4

(Footnotes are listed on page 94.)

ASSOCIATED MARINE INSTITUTES

Average Length of Stay in Program

	<u>Residential</u>	<u>Non-Residential</u>
All completions including Transfers and Un-successful Releases	95 days	139 days
Successful Completions Only	120 days	162 days

VII. Effectiveness Measures

Basic Program Outcomes⁶

Performance

	<u>Residential</u>	<u>Non-Residential</u>
1. Successful completion of program -		
Percentage of youths released who are furloughed or directly discharged.	66.1%	72.7%

(Footnotes are listed on page 94.)

ASSOCIATED MARINE INSTITUTES

Basic Program Outcomes

Performance

2. Recidivism within the Juvenile Justice System⁷ -

AMI's

Subsequent revocation or recommitment to the juvenile justice system based upon the total number of youths furloughed or direct discharged from July, 1980, through December, 1982, a maximum 37 month follow-up (n=10,836).	Jacksonville	15.0%
	Tampa	21.9%
	Pinellas	32.0%
	Panama City	3.8%
	Dade	16.2%
	Pompano Bch FOSI	23.5%
	Palm Beach FOSI	30.8%
	Florida Keys	14.0%
	Total	17.6%

Basic Program Outcomes

Performance

3. Recidivism Within and Outside the Juvenile Justice System⁸ -

Recommitment
or
Revocation

Subsequent revocation or recommitment to the juvenile justice system, or admission to the adult criminal justice system by being placed on adult probation, given a suspended sentence or committed to the Florida Department of Corrections within 24 months after furlough (n=1,181).

10.9%

Adult Probation

9.4%

Adult Incarceration

12.5%

Total

28.19%

(Footnotes are listed on page 94.)

FAMILY GROUP HOMES

I. DESCRIPTION

The Family Group Home concept involves contracting with a series of private homes in communities throughout the state to provide foster family residences and supportive supervision to youths being served by Children, Youth and Families. Homes are located in areas which permit reasonable access to professional services and to educational, employment, recreational, religious, and other opportunities.

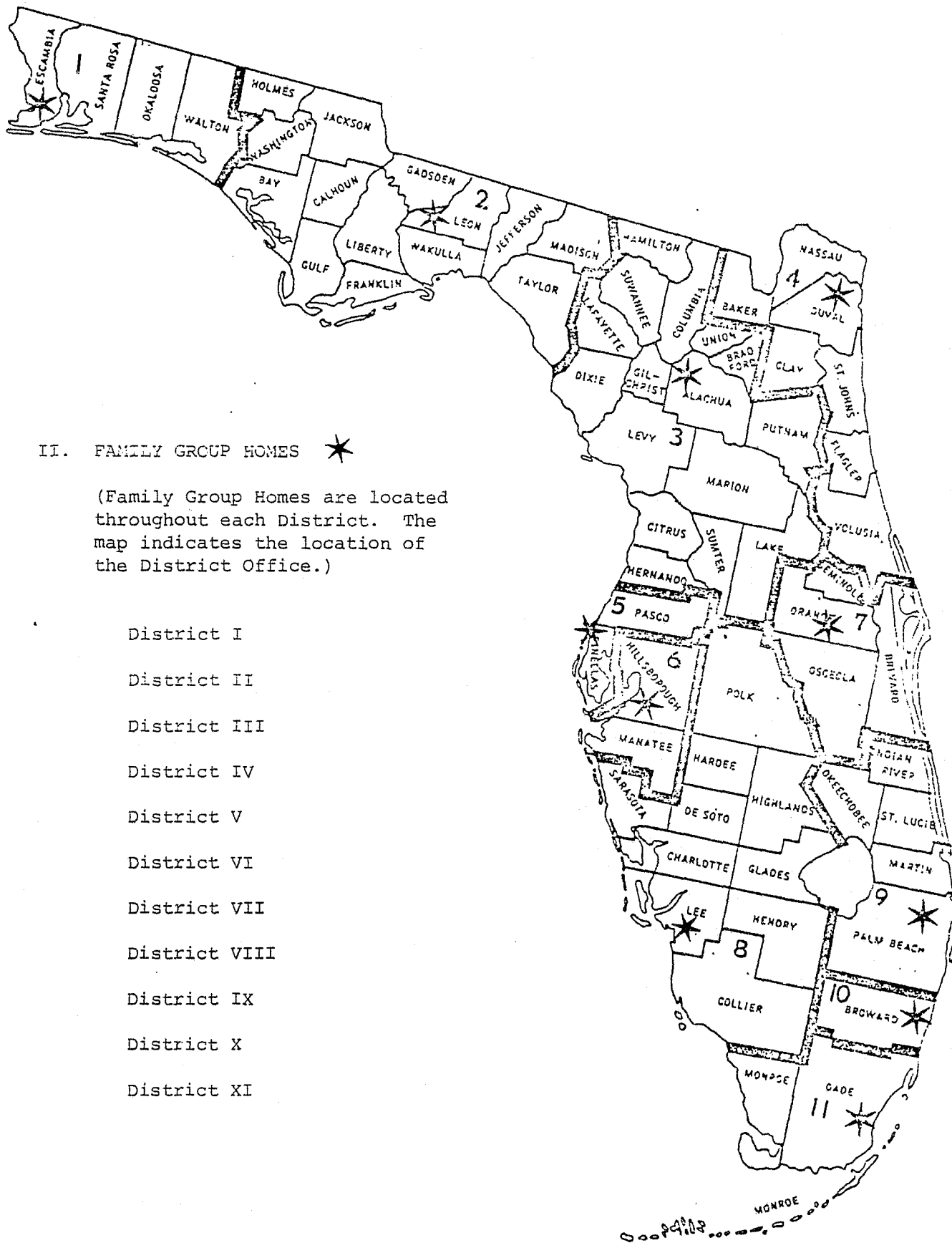
The Family Group Home prototype calls for the youths to live with Group Home parents and the Group Home parent's own family. Current guidelines allow some flexibility in the program, with the number of youths receiving services in a Family Group Home ranging from one to eight. This range is permitted in order to capitalize on variations in: (1) physical capacity of individual homes, and (2) the number of youth for whom potential Group Home parents are willing and able to provide appropriate care. A social and rehabilitative services counselor is assigned to work with the youth in each Family Group Home. This staff person serves as a counseling leader and family liaison, as well as the representative of the juvenile justice system to the youths.

Short of commitment, there are no specific admission criteria for Family Group Homes. However, the program is designed to serve younger offenders who have committed minor offenses and who would benefit from the small family emphasis of these programs.

As part of the rehabilitative process, youths may attend school, work in the community, and take part in extra-curricular activities. A social and rehabilitative services counselor provides group and/or individual counseling, and makes referrals to additional community resources which may be needed for evaluation, services, or to meet specialized needs. Reality Therapy serves as the basic mode of counseling for youth in Family Group Homes.

Individualized treatment plans emphasize increasing the youth's understanding of his actions and responsibilities when relating to parents, siblings, peers, and the community. Throughout the process the youth's parents or guardians are encouraged to be involved. The involvement may take many forms, including visits with the youth, discussion with the Group Home parents, parent meetings, and family counseling.

The goal of the program is to foster social adjustment in the youths so that they will develop positive patterns of inter-personal behavior which will preclude additional involvement with the Juvenile Justice System.



II. FAMILY GROUP HOMES *

(Family Group Homes are located throughout each District. The map indicates the location of the District Office.)

- District I
- District II
- District III
- District IV
- District V
- District VI
- District VII
- District VIII
- District IX
- District X
- District XI

III. Budgeted Annual Capacity and Budgeted Slots

<u>District</u>	<u>Number of Slots¹</u>		<u>Annual Capacity</u>	
I (Pensacola)	7	(90%	14	(90%
II (Tallahassee)	22	utili-	44	utili-
III (Gainesville)	14	zation)	28	zation)
IV (Jacksonville)	13		26	
V (St. Petersburg)	25		50	
VI (Tampa)	13		26	
VII (Orlando)	4		8	
VIII (Ft. Myers)	22		44	
IX (West Palm Beach)	6		12	
X (Ft. Lauderdale)	14		28	
XI (Miami)	18		36	
Total	158	(142)	316	(284)

IV. Costs²

Actual Expenditures	\$	527,190.00
Actual Cost/Successful Completion	\$	1,346.20
Actual Cost/Child Day	\$	10.60

V. Population Profile³

<u>Sex</u>	<u>Race</u>	<u>Typical Age (mode)</u>
Male 32.2%	Black 53.2%	14 years
Female 17.3%	White 45.1%	
	Other 1.7%	

Commitment Offense

Felony - Against Person	6.3%
Felony - Property	53.6%
Felony - Victimless	.6%
Misdemeanor - Against Person	6.6%
Misdemeanor - Property	22.5%
Misdemeanor - Victimless	4.0%
Other Violations	6.3%

(Footnotes are listed on page 94.)

FAMILY GROUP HOMES

VI. Movement/Management Information⁴

Type of Commitment

First Commitment	85.5%
Recommitment	12.7%
Revocation	1.7%

Type of Placement⁵

Initial Placement	87.7%
Transferred In	12.3%

Type of Exit

Direct Discharges	17.5%
Furloughs	45.5%
Transfers to More Restrictiveness	22.2%
Transfers to Equal or Less Restrictiveness	7.7%
Recommitments	7.1%
Waived to Adult System	0.0%

Escapes

5.7 per 100 served

Average Daily Population

136.2

Average Length of Stay in Program

All Completions Including Transfers and Unsuccessful Cases	107 days
Successful Completions	127 days

VII. Effectiveness Measures

Basic Program Outcomes⁶

Performance

1. Successful completion of program -	
Percentage of youths released who are furloughed or directly discharged.	63.0%

(Footnotes are listed on page 94.)

Basic Program Outcomes

Performance

2. Recidivism within the Juvenile Justice System⁷ -

Family Group Home Districts

Subsequent revocation or recommitment to the juvenile justice system based upon the total number of youths furloughed or direct discharged from July, 1980, through December, 1982, a maximum 37 month follow-up (n=10,836).

I	28.0%
II	28.2%
III	26.2%
IV	59.7%
V	14.8%
VI	26.6%
VII	34.4%
VIII	45.3%
IX	39.4%
X	32.4%
XI	37.7%
Total	32.9%

Basic Program Outcomes

Performance

3. Recidivism Within and Outside the Juvenile Justice System⁸ -

Recommitment or Revocation

Subsequent revocation or recommitment to the juvenile justice system, or admission to the adult criminal justice system by being placed on adult probation, given a suspended sentence or committed to the Florida Department of Corrections within 24 months after furlough (n=1,181).

42.6%

Adult Probation

7.0%

Adult Incarceration

.9%

Total

44.3%

(Footnotes are listed on page 94.)

PROJECT STEP

I. DESCRIPTION

Project STEP (Short-Term Elective Program) is a project developed and managed by the Hurricane Island Outward Bound School of Rockland, Maine, for the state of Florida. Two STEP programs are currently contracted. STEP I serves 216 boys annually and STEP II serves 150 girls annually and is located in Yulee, Florida, about 25 miles north of Jacksonville. This program aims to rehabilitate juvenile offenders by helping them learn more about themselves and become more responsible citizens by giving them a physically and emotionally demanding wilderness experience.

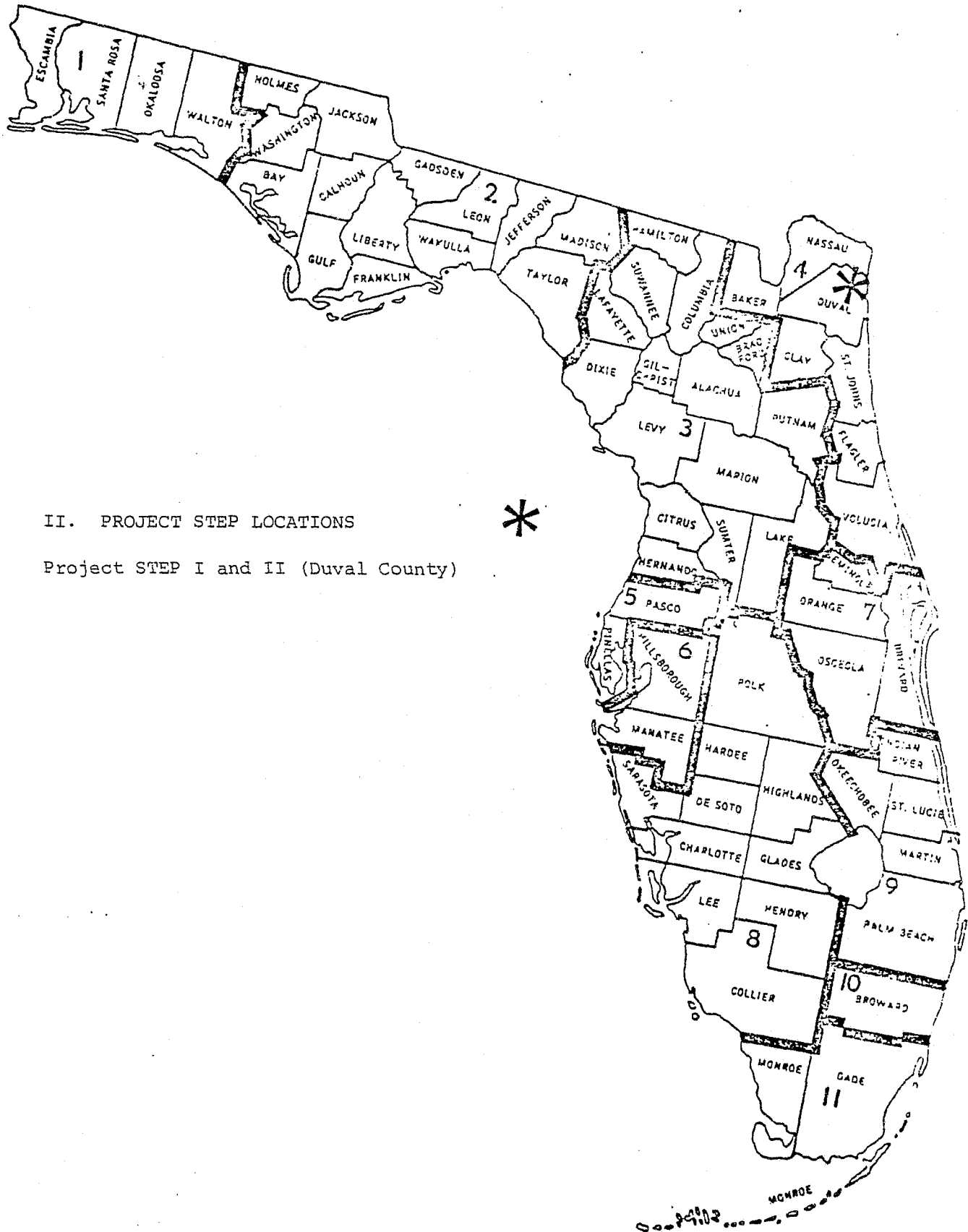
There are two phases to the Outward Bound program: Orientation and Outward Bound course. The orientation phase prepares the youth to participate in the Outward Bound course. The orientation phase teaches campcraft, canoeing, cooking and first aid skills. Concurrently, the youth begins to participate in the group treatment process which fosters a relationship between staff and youth.

The wilderness course is designed to be a success-oriented, stressful and challenging experience. The main part of the course is a 350 mile canoe trip from the Atlantic Ocean to the Gulf of Mexico. This trip includes such Outward Bound practices as morning run-and-dip regardless of the weather and a solo experience in which each youth spends 48 hours alone in the wilderness with a minimum amount of food and water. It is a time to get to know one's self, and to evaluate the course and the individual. The student rejoins the group with a slightly different perception of himself and what is going on around him. Project STEP is a unique program designed to rehabilitate selected committed youth by means of a strict physical and mental regimen aimed at instilling discipline and self-confidence.

The specific admission criteria are:

1. Children must complete a medical exam.
2. Children cannot be dependent on daily medication.
3. Children must have home placements.
4. Children cannot have a history of violent or aggressive behavior.
5. Children must be physically able to participate in the program's activities.

Project STEP prefers youths who are first and second degree misdemeanant offenders committed for the first time.



II. PROJECT STEP LOCATIONS

Project STEP I and II (Duval County)

III. Budgeted Annual Capacity and Budgeted Slots

<u>District</u>	<u>Number of Slots¹</u>	<u>Annual Capacity</u>
IV. (Jacksonville)	30.5	366

IV. Costs²

Actual Expenditures	\$ 497,083.00
Actual Cost/Successful Completion	1,375.11
Actual Cost/Child Day	50.93

V. Population Profile³

<u>Sex</u>	<u>Race</u>	<u>Typical Age (mode)</u>
Male 74.9%	Black 32.6%	15 years
Female 25.1%	White 66.3%	
	Other 1.1%	

Commitment Offense

Felony - Against Person	4.4%
Felony - Property	42.6%
Felony - Victimless	2.2%
Misdemeanor - Against Person	4.4%
Misdemeanor - Property	37.2%
Misdemeanor - Victimless	6.0%
Other Violations	3.3%

(Footnotes are listed on page 94.)

PROJECT STEP

VI. Movement/Management Information⁴

Type of Commitment

First Commitment	76.7%
Recommitment	21.7%
Revocation	1.6%

Type of Placement⁵

Initial Placement	68.2%
Transferred In	31.8%

Type of Exit

Direct Discharges	17.2%
Furloughs	67.3%
Transfers to More Restrictiveness	11.0%
Transfers to Equal or Less Restrictiveness	4.5%
Recommitments	.0%
Waived to Adult System	.0%

Escapes

6.3 per 100 served

Average Daily Population

26.7

Average Length of Stay in Program

All Completions Including Transfers and Unsuccessful Releases	25 days
Successful Completions	27 days

VII. Effectiveness Measures

Basic Program Outcomes⁶

Performance

1. Successful completion of program -

Percentage of youths released who are furloughed or directly discharged. 84.5%

(Footnotes are listed on page 94.)

Basic Program OutcomesPerformance2. Recidivism within the Juvenile Justice System⁷ -

Subsequent revocation or recommitment to the juvenile justice system based upon the total number of youths furloughed or direct discharged from July, 1980, through December, 1982, a maximum 37 month follow-up (n=10,836).

23.4%

Basic Program OutcomesPerformance3. Recidivism Within and Outside the Juvenile Justice System³ -

Subsequent revocation or recommitment to the juvenile justice system, or admission to the adult criminal justice system by being placed on adult probation, given a suspended sentence or committed to the Florida Department of Corrections within 24 months after furlough (n=1,181).

Recommitment
or
Revocation

30.1%

Adult Probation

6.5%

Adult
Incarceration

7.5%

Total

44.1%

(Footnotes are listed on page 94.)

STOP CAMPS

I. DESCRIPTION

One of the community-based alternatives to sending delinquent youths to an institution is the Short Term Offender Program (STOP).

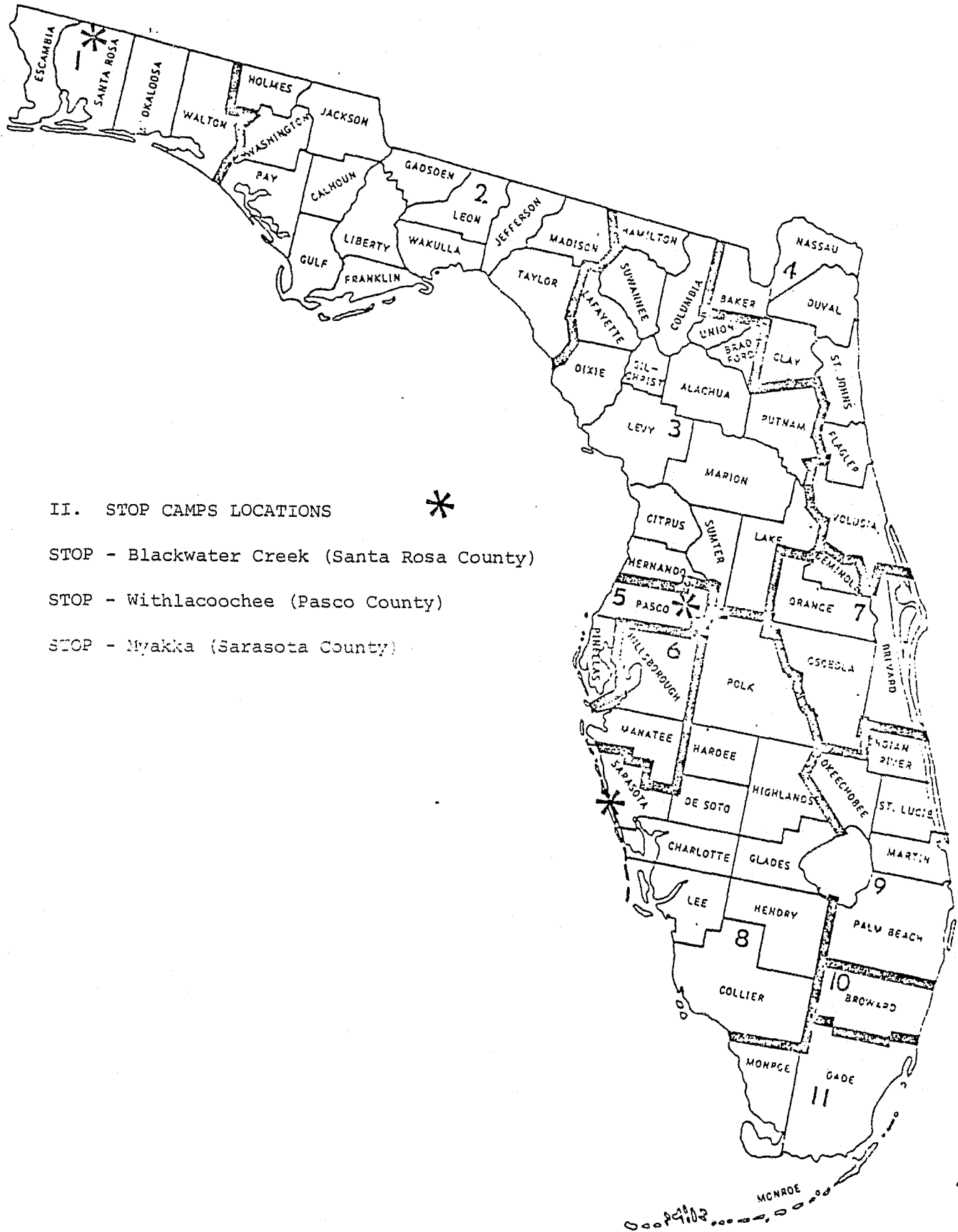
The program consists of various campsites located in remote state parks, forests, and wildlife management areas. Living accommodations consisting mostly of tents give the youths a taste of roughing it for an average stay of about two months.

Facilities house about 18 youths at each camp with the group divided into two work units. Youths work approximately 40 hours per week and are supervised by trained staff.

Youths committed by the circuit courts for delinquency reasons may enter the program at any time without disrupting the program schedule. They are required to rise at a specific time for breakfast and completion of personal needs. They are then required to work on such projects as nature trail construction, controlled burning, improvement of timber stands, water plant removal, fence repair and construction, culvert cleaning, and general maintenance and support functions of the camp, such as clean-up, minor repairs, and assistance with food preparation.

Each of these work projects has an education component with instruction supplied by a forester assigned by the Division of Forestry. Also involved in the design and management of the work projects are other state agencies such as the Division of Parks and Recreation.

Through the combination of rigorous outdoor work, counseling, wholesome recreation, educational activities and good discipline, youths have an opportunity to change behavior patterns for the better while performing needed services for the public.



II. STOP CAMPS LOCATIONS *

STOP - Blackwater Creek (Santa Rosa County)

STOP - Withlacoochee (Pasco County)

STOP - Myakka (Sarasota County)

III. Budgeted Annual Capacity and Budgeted Slots

<u>District</u>	<u>Number of Slots</u> ¹	<u>Annual Capacity</u>
I (Blackwater)	18	72
III (Gainesville)	36	144
VIII (Sarasota)	18	72
Total	72	288

IV. Costs²

Actual Expenditures	\$ 542,536.00
Actual Cost/Successful Completion	1,995.00
Actual Cost/Child Day	\$ 39.90

V. Population Profile³

<u>Sex</u>	<u>Race</u>	<u>Typical Age (mode)</u>
Male 100%	Black 36.7%	16 years
Female 0.0%	White 61.9%	
	Other 1.4%	

Commitment Offense

Felony - Against Person	1.4%
Felony - Property	50.3%
Felony - Victimless	.9%
Misdemeanor - Against Person	6.5%
Misdemeanor - Property	28.6%
Misdemeanor - Victimless	9.7%
Other Violations	2.8%

(Footnotes are listed on page 94.)

VI. Movement/Management Information⁴Type of Commitment

First Commitment	83.5%
Recommitment	16.5%
Revocation	.0%

Type of Placement⁵

Initial Placement	90.3%
Transferred In	9.7%

Type of Exit

Direct Discharges	17.3%
Furloughs	73.3%
Transfers to More Restrictiveness	4.0%
Transfers to Equal or Less Restrictiveness	1.4%
Recommitments	4.0%
Waived to Adult System	0.0%

Escapes

5.6 per 100 served

Average Daily Population

37.7

Average Length of Stay in Program

All Completions Including Transfers and Unsuccessful Releases	49 days
Successful Completions	50 days

VII. Effectiveness MeasuresBasic Program Outcomes⁶Performance

1. Successful completion of program -

Percentage of youths released who are furloughed or directly discharged.	90.6%
--------------------------------------------------------------------------	-------

(Footnotes are listed on page 94.)

Basic Program OutcomesPerformance

2.	Recidivism within the Juvenile Justice System ⁷ -		<u>STOP Camps</u>
	Subsequent revocation or recommitment to the juvenile justice system based upon the total number of youths furloughed or direct discharged from July, 1980, through December, 1982, a maximum <u>37 month</u> follow-up (n=10,836).	Myakka Withlacoochee Total	22.7% 17.3% 20.3%

Basic Program OutcomesPerformance

3.	Recidivism Within and Outside the Juvenile Justice System ⁸ -		<u>Recommitment or Revocation</u>
	Subsequent revocation or recommit- ment to the juvenile justice system, or admission to the adult criminal justice system by being placed on adult probation, given a suspended sentence or committed to the Florida Department of Corrections within <u>24 months</u> after furlough (n=1,181).		24.0%
			<u>Adult Probation</u>
			0.0%
			<u>Adult Incarceration</u>
			5.8%
			<u>Total</u>
			29.8%

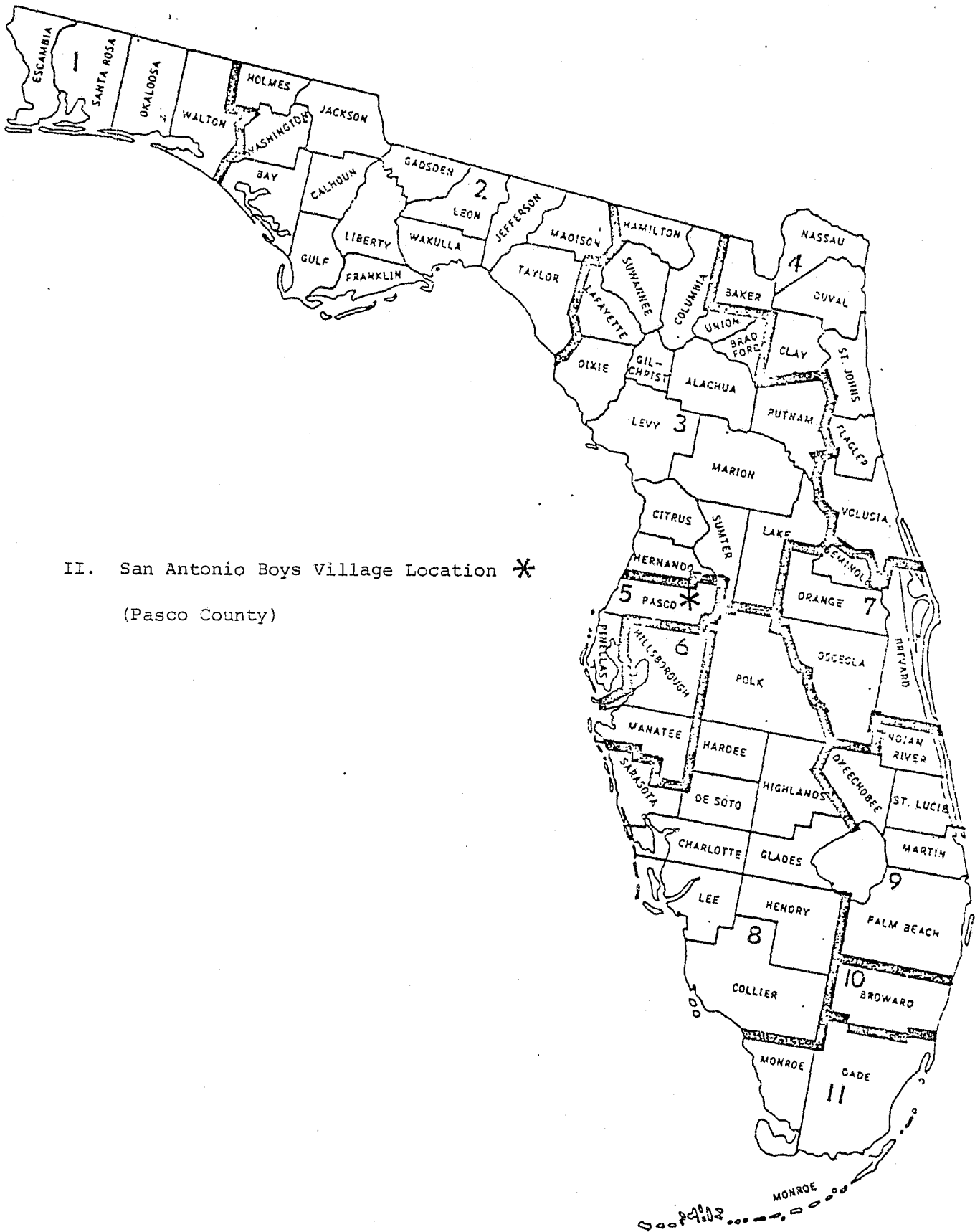
(Footnotes are listed on page 94.)

SAN ANTONIO BOYS VILLAGE

I. DESCRIPTION

The San Antonio Boys Village is a purchase-of-service community-based residential treatment program that provides diversified treatment to fourteen (14) delinquent youths committed to the Department of Health and Rehabilitative Services. This program is situated in the rural community of San Antonio, Florida, and serves boys primarily from Pinellas and Pasco Counties. One hundred acres in a nearby wooded area have been donated to the program by the community. The program is budgeted for an average length of stay of six months.

A part-time teacher, provided by the Pasco County School System, is employed at the facility during the morning hours. From 1:00 p.m. until approximately 3:00 p.m., the youths are involved in either community work projects or work experience projects. Guided group interaction sessions, using the concepts of Reality Therapy, are held five nights a week for one and one-half hours, and individual counseling sessions are held when the need arises. Parents of the youths are required to attend weekly counseling sessions at the Village and are also required to evaluate their sons' behavior during weekend home visits.



II. San Antonio Boys Village Location *
 (Pasco County)

III. Budgeted Annual Capacity and Budgeted Slots

<u>District</u>	<u>Number of Slots¹</u>	<u>Annual Capacity</u>
V (St. Petersburg)	14	28

IV. Costs²

Actual Expenditures	\$	111,952.00
Actual Cost/Successful Completion	\$	2,926.89
Actual Cost/Child Day	\$	19.13

V. Population Profile³

<u>Sex</u>	<u>Race</u>	<u>Typical Age (mode)</u>
Male 100%	Black 12.1%	16 years
Female 0.0%	White 87.9%	
	Other 0.0%	

Commitment Offense

Felony - Against Person	6.1%
Felony - Property	78.8%
Felony - Victimless	6.1%
Misdemeanor - Against Person	3.0%
Misdemeanor - Property	3.0%
Misdemeanor - Victimless	3.0%
Other Violations	0.0%

(Footnotes are listed on page 94.)

SAN ANTONIO BOYS VILLAGE

VI. Movement/Management Information⁴

Type of Commitment

First Commitment	54.3%
Recommitment	45.7%
Revocation	0.0%

Type of Placement⁵

Initial Placement	85.4%
Transferred In	14.6%

Type of Exit

Direct Discharges	52.9%
Furloughs	14.7%
Transfers to More Restrictiveness	23.5%
Transfers to Equal or Less Restrictiveness	3.3%
Recommitments	0.0%
Waived to Adult System	0.0%

Escapes

13.0 per 100 served

Average Daily Population

16.0

Average Length of Stay in Program

All Completions Including Transfers and Unsuccessful Completions	140 days
Successful Completions	153 days

VII. Effectiveness Measures

Basic Program Outcomes⁶

Performance

1. Successful completion of program -	
Percentage of youths released who are furloughed or directly discharged.	67.6%

(Footnotes are listed on page 94.)

Basic Program Outcomes

Performance

2. Recidivism within the Juvenile Justice System⁷ -

Subsequent revocation or recommitment to the juvenile justice system based upon the total number of youths furloughed or direct discharged from July, 1980, through December, 1982, a maximum 37 month follow-up (n=10,836).

19.7%

Basic Program Outcomes

Performance

3. Recidivism Within and Outside the Juvenile Justice System⁸ -

Subsequent revocation or recommitment to the juvenile justice system, or admission to the adult criminal justice system by being placed on adult probation, given a suspended sentence or committed to the Florida Department of Corrections within 24 months after furlough (n=1,131).

Recommitment or Revocation

45.4%

Adult Probation

0.0%

Adult Incarceration

9.1%

Total

54.5%

(Footnotes are listed on page 94.)

GROUP TREATMENT HOMES

I. DESCRIPTION

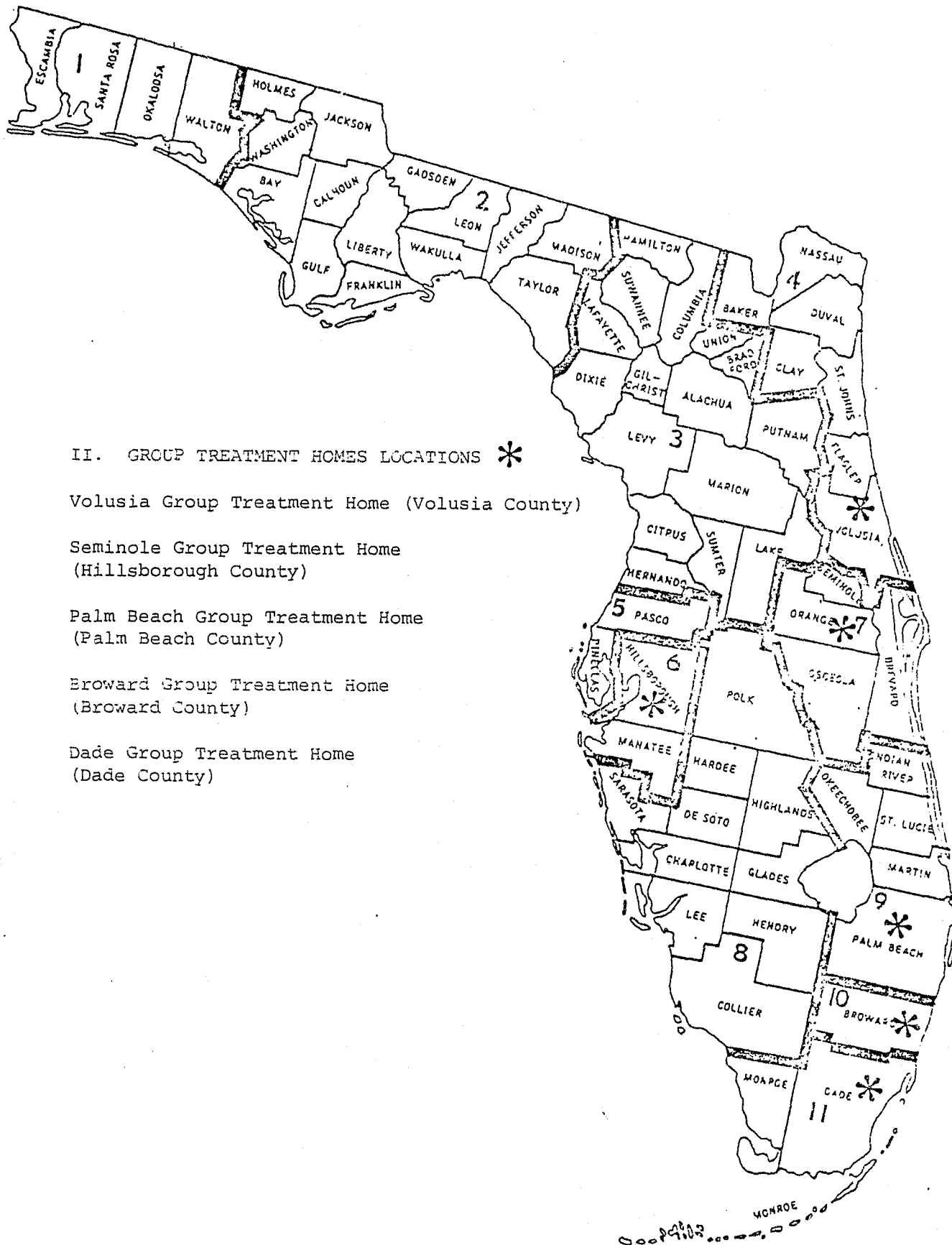
The Group Treatment Home is a seven bed facility designed to provide a group of problem-ridden boys with a treatment-oriented, home-like atmosphere. The budgeted average length of stay is six months.

Group sessions in a Group Treatment Home are informal, taking on the character of nightly family get-togethers where, under the supervision of the homeparents, the youths discuss their specific personal problems as well as the day-to-day problems of interactions that arise at home, school, and in the community. Mutual help and concern, along with practical solutions to problems, are emphasized; the parents ensuring that these are adapted to and always within the capabilities of the youths.

The youths attend public schools, work at community projects and participate in recreational activities in order to learn appropriate social behavior and to experience a sense of trust in other people. This is especially important for these younger children whose past home life and experiences have frequently rendered them hostile and suspicious of adults.

Frequent educational and entertainment outings are provided for the youths in the community of the homeparents or volunteer workers in order to expose them to the great variety of positive experiences available within each community, expand their awareness, and encourage the development of their intellectual curiosity.

The homeparents are expected to become closely involved with each child as both therapists and parent substitutes. No child is released from the program until he has, in the judgment of the homeparents, reached a stage of development where adequate functioning can reasonably be expected in a suitable placement after completion of treatment.



II. GROUP TREATMENT HOMES LOCATIONS *

Volusia Group Treatment Home (Volusia County)

Seminole Group Treatment Home
(Hillsborough County)

Palm Beach Group Treatment Home
(Palm Beach County)

Broward Group Treatment Home
(Broward County)

Dade Group Treatment Home
(Dade County)

GROUP TREATMENT HOMES

III. Budgeted Annual Capacity and Budgeted Slots

<u>District</u>	<u>Number of Slots¹</u>	<u>Annual Capacity</u>
IV (Jacksonville)	7	14
VI (Tampa)	7	14
VII (Orlando)	7	14
IX (West Palm Beach)	7	14
X (Ft. Lauderdale)	7	14
XI (Miami)	7	14
Total	<u>42</u>	<u>84</u>

IV. Costs²

Actual Expenditures	\$	506,025.00
Actual Cost/Successful Completion	\$	5,281.98
Actual Cost/Child Day	\$	33.22

V. Population Profile³

<u>Sex</u>	<u>Race</u>	<u>Typical Age (mode)</u>
Male 72.2%	Black 31.1%	13 years
Female 27.8%	White 66.7%	
	Other 2.2%	

Commitment Offense

Felony - Against Person	5.6%
Felony - Property	62.9%
Felony - Victimless	1.1%
Misdemeanor - Against Person	6.7%
Misdemeanor - Property	10.1%
Misdemeanor - Victimless	6.7%
Other Violations	6.7%

(Footnotes are listed on page 94.)

VI. Movement/Management Information⁴

Type of Commitment

First Commitment	77.3%
Recommitment	18.6%
Revocation	4.1%

Type of Placement⁵

Initial Placement	75.8%
Transferred In	24.2%

Type of Exit

Direct Discharges	5.2%
Furloughs	53.3%
Transfers to More Restrictiveness	14.1%
Transfers to Equal or Less Restrictiveness	23.7%
Recommitments	3.7%
Waived to Adult System	0.0%

Escapes

24.8 per 100 served

Average Daily Population

41.7

Average Length of Stay in Program

All Completions Including Transfers and Unsuccessful Releases	115 days
Successful Completions	159 days

VII. Effectiveness Measures

Basic Program Outcomes⁶

Performance

1. Successful completion of program -	
Percentage of youths released who are furloughed or directly discharged.	58.5%

(Footnotes are listed on page 94.)

GROUP TREATMENT HOMES

Basic Program Outcomes

2. Recidivism within the Juvenile Justice System⁷ -

Subsequent revocation or recommitment to the juvenile justice system based upon the total number of youths furloughed or direct discharged from July, 1980, through December 1982, a maximum 37 month follow-up (n=10,836).

Performance

Group Treatment Homes

Broward	51.6%
Dade	48.7%
Hillsborough	41.9%
Seminole	23.8%
Palm Beach	48.3%
Volusia	60.7%
Total	46.9%

Basic Program Outcomes

3. Recidivism Within and Outside the Juvenile Justice System⁸ -

Subsequent revocation or recommitment to the juvenile justice system, or admission to the adult criminal justice system by being placed on adult probation, given a suspended sentence or committed to the Florida Department of Corrections within 24 months after furlough (n=1,131).

Performance

Recommitment or Revocation

55.5%

Adult Probation

0.0%

Adult Incarceration

0.0%

Total

55.5%

(Footnotes are listed on page 94.)

YOUTH HOMES OF FLORIDA, INCORPORATED

I. DESCRIPTION

Youth Homes of Florida, Incorporated is a private, non-profit organization which provides a comprehensive residential treatment program for delinquent 13-17 year old youths. The Department contracts with this program to provide twelve (12) commitment placements for delinquent youths.

The program provides the youths positive personal, social and academic adjustments that enable them to better cope with various aspects of their environment, eventually resulting in responsible and productive behaviors. The specific methods used in meeting these goals are group living, adult supervision, counseling and positive individualized experiences. The setting is natural and home-like, yet structured and goal-oriented.

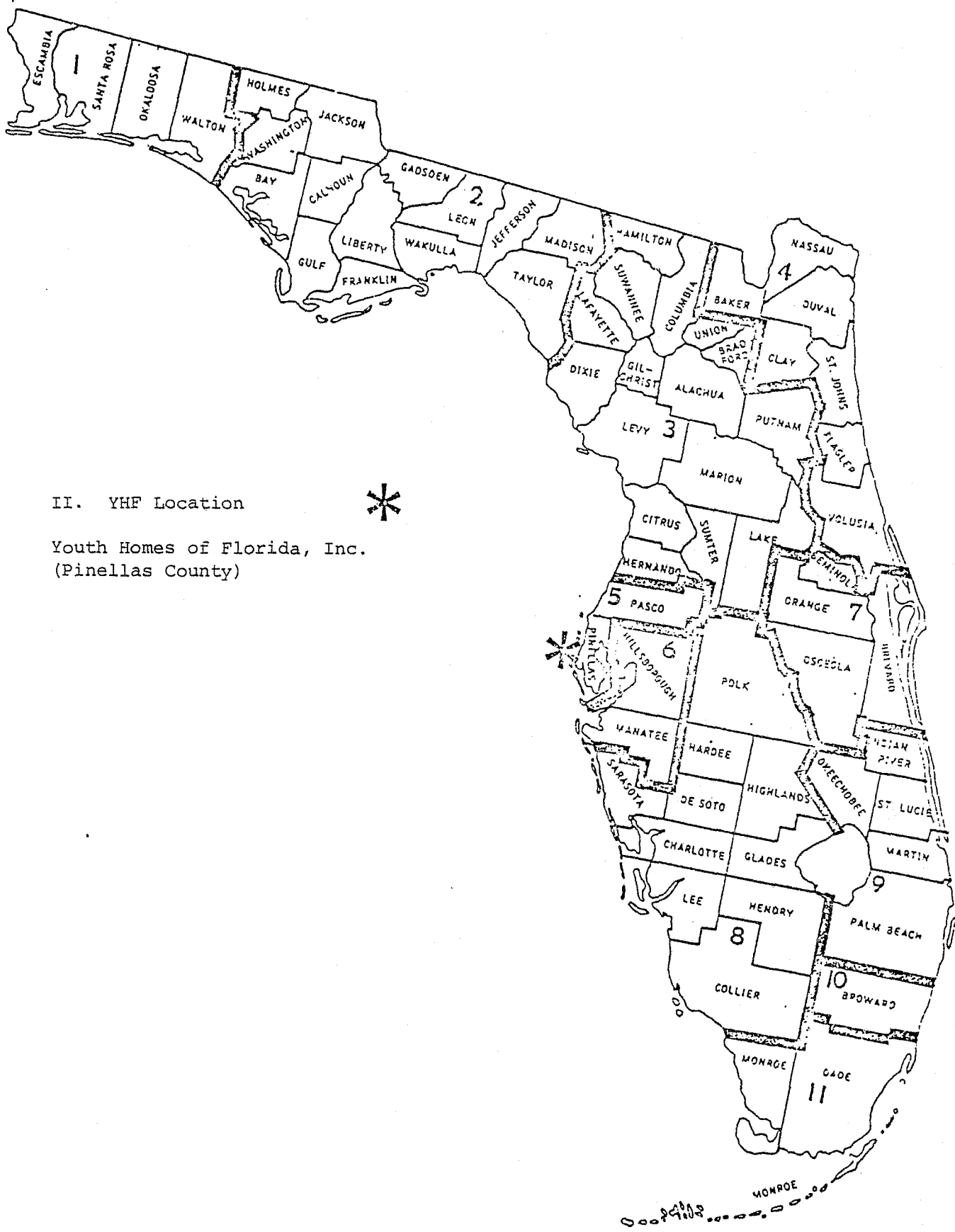
Each resident is placed in a home according to his size, age, maturity and personality make-up. In addition, a child may be transferred among various homes if it is believed that it is therapeutically beneficial.

There are seven residential youth homes for troubled youths from Pinellas County. Five of the homes are for males and two are for females.

The Youth Homes of Florida, Incorporated are designed to provide these youths a structured therapeutic place to live. The homes are intended to provide intervention and liaison with the courts, school, police, home, social agencies, and the child. These strategies are intended to help the child to reduce his deviant behavior and to live a reasonable, normal and responsible life.

The residents of the youth homes actively participate in the upkeep of their homes both inside and out, and also learn skills of menu-planning, cooking, laundry, gardening, arts and crafts, etc. In other words, they learn to take on responsibilities and find success.

Residents are tested during the first week by the learning disabilities teacher. A resident may then receive individual reading and math tutoring. The children may also attend public and vocational schools. The children are required to provide community service by working in a park or a local nursing home and are expected to exhibit good work habits. A minimum of 75 "good" days in the program are required before a child is released. The release depends on a resident's effort and progress.



II. YHF Location



Youth Homes of Florida, Inc.
(Pinellas County)

III. Budgeted Annual Capacity and Budgeted Slots

<u>District</u>	<u>Number of Slots¹</u>	<u>Annual Capacity</u>
V (St. Petersburg)	12	24

IV. Costs²

Actual Expenditures	\$	125,851.00
Actual Cost/Successful Completion	\$	4,463.12
Actual Cost/Child Day	\$	28.07

V. Population Profile³

<u>Sex</u>	<u>Race</u>	<u>Typical Age (mode)</u>
Male 93.1%	Black 48.3%	16 years
Female 6.9%	White 51.7%	
	Other 0.0%	

Commitment Offense

Felony - Against Person	10.3%
Felony - Property	72.4%
Felony - Victimless	3.4%
Misdemeanor - Against Person	6.9%
Misdemeanor - Property	3.4%
Misdemeanor - Victimless	0.0%
Other Violations	3.4%

(Footnotes are listed on page 94.)

VI. Movement/Management Information⁴

Type of Commitment

First Commitment	93.5%
Recommitment	6.5%
Revocation	0.0%

Type of Placement⁵

Initial Placement	94.1%
Transferred In	5.9%

Type of Exit

Direct Discharges	3.3%
Furloughs	66.7%
Transfers to More Restrictiveness	16.7%
Transfers to Equal or Less Restrictiveness	10.0%
Recommitments	3.3%
Waived to Adult System	0.0%

Escapes

2.5 per 100 served

Average Daily Population

12.3

Average Length of Stay in Program

All Completions Including Transfers and Unsuccessful Releases	129 days
Successful Completions Only	159 days

VII. Effectiveness Measures

Basic Program Outcomes⁶

Performance

1. Successful completion of program -	
Percentage of youths released who are furloughed or directly discharged.	70.0%

(Footnotes are listed on page 94.)

Basic Program Outcomes

Performance

2. Recidivism within the Juvenile Justice System⁷ -

Subsequent revocation or recommitment to the juvenile justice system based upon the total number of youths furloughed or direct discharged from July, 1980, through December, 1982, a maximum 37 month follow-up (n=10,836).

22.6%

Basic Program Outcomes

Performance

3. Recidivism Within and Outside the Juvenile Justice System⁸ -

Subsequent revocation or recommitment to the juvenile justice system, or admission to the adult criminal justice system by being placed on adult probation, given a suspended sentence or committed to the Florida Department of Corrections within 24 months after furlough (n=1,181).

Recommitment
or
Revocation

38.5%

Adult Probation

0.0%

Adult
Incarceration

23.1%

Total

38.5%

(Footnotes are listed on page 94.)

HALFWAY HOUSES

I. DESCRIPTION

The Halfway House is a short-term, urban, residential treatment center for either 30 boys or 25 girls, ages 14-18. Residents live at the facility and are allowed to attend the public schools and/or maintain employment in the community.

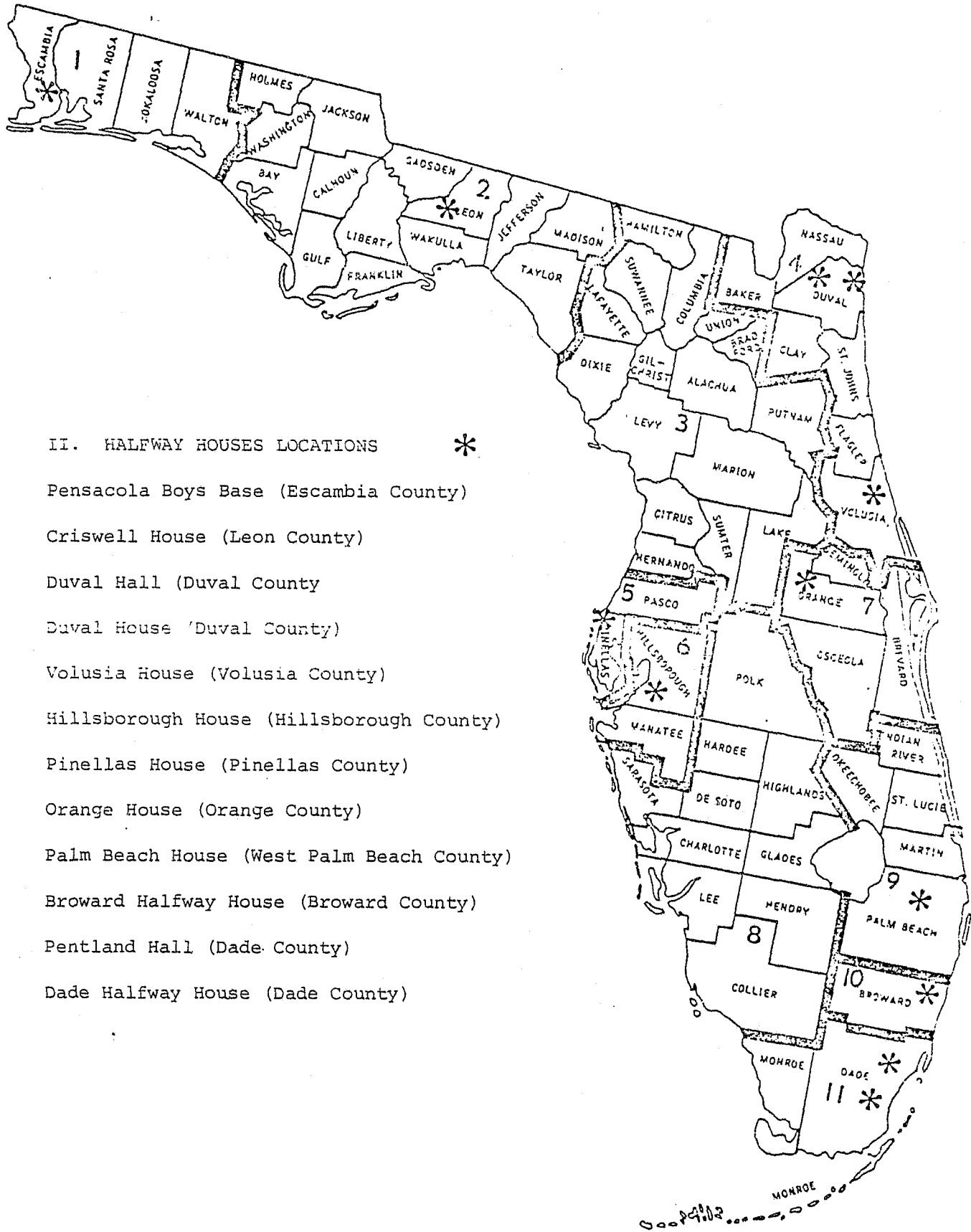
Emphasis is placed on understanding one's self and one's relationships with parents, peers, and environment. Residents work on obtaining the necessary skills to cope with and work through everyday problems, through an understanding of problem solving techniques, personal and social development, and accepting responsibility for behavior. Group meetings are held daily by trained group leaders who are also available for individual counseling. Maximum community participation is stressed during a youth's residence to facilitate a more successful adjustment at home after graduation.

Residents are involved in an intensive, reality oriented, responsibility-bound program geared toward helping them lead more socially acceptable and responsible lives. The focus of the technique is the daily Reality Therapy group meeting. Involvement is the key, with residents and staff working together on developing the youths' acceptable social behavior. The entire program complements the Reality Therapy approach. Utilizing continuous involvement, individual counseling by staff and peers and the application of natural social contingencies, a resident develops social skills that enable him to gradually spend more time in the community.

An overview of client services and their missions includes:

- (a) A case study of each resident is undertaken at the time of admission to determine problem areas and to formulate a realistic treatment plan.
- (b) Group activities are designed to help residents improve their skills in working and living with others.
- (c) Intensive group counseling is provided a minimum of seven and one half hours weekly to enable each youth to identify problem areas, formulate realistic solutions and put them into practice.
- (d) Youths may participate in a local public school (academic or vocational), or be employed in the community. Youths may also be placed in the in-house alternative/remedial school program.

- (e). Training is provided in practical living skills; e.g., finding a job, hygiene, personal appearance, daily scheduling, meeting one's responsibilities, use of leisure time, etc.
- (f) Residents lend a hand in local volunteer activities, e.g., work projects with civic organizations like the Jaycees, money-raising projects for the Facility Welfare Fund (car washes, etc.), and participation in projects for the benefit of the community (clean-up campaigns, charity collections).
- (g) A physical examination of the client should be completed prior to admission. Emergency medical and dental services are provided as needed.
- (h) Psychiatric evaluation and psychological testing are provided by local agencies as required.
- (i) In cooperation with each child's youth counselor, planning and preparation for a suitable home placement or independent living situation is undertaken shortly after admission.
- (j) Graduation, upon successful completion of the program, usually occurs within a period of approximately five months. However, the average budgeted length of stay for a Halfway House resident is six months.



II. HALFWAY HOUSES LOCATIONS *

- Pensacola Boys Base (Escambia County)
- Criswell House (Leon County)
- Duval Hall (Duval County)
- Duval House (Duval County)
- Volusia House (Volusia County)
- Hillsborough House (Hillsborough County)
- Pinellas House (Pinellas County)
- Orange House (Orange County)
- Palm Beach House (West Palm Beach County)
- Broward Halfway House (Broward County)
- Pentland Hall (Dade County)
- Dade Halfway House (Dade County)

III. Budgeted Annual Capacity and Budgeted Slots

<u>District</u>	<u>Number of Slots¹</u>	<u>Annual Capacity</u>
I (Pensacola)	25	50
II (Tallahassee)	25	50
IV (Jacksonville)	70	140
V (St. Petersburg)	25	50
VI (Tampa)	25	50
VII (Orlando)	25	50
IX (West Palm Beach)	25	50
X (Ft. Lauderdale)	50	100
XI (Miami)	45	90
Total	<u>315</u>	<u>630</u>

IV. Costs²

Actual Expenditures	\$ 3,285,414.00
Actual Cost/Successful Completion	\$ 3,585.68
Actual Cost/Child Day	\$ 26.96

V. Population Profile³

<u>Sex</u>	<u>Race</u>	<u>Typical Age (mode)</u>
Male 82.2%	Black 38.4%	15 years
Female 17.8%	White 59.0%	
	Other 2.6%	

Commitment Offense

Felony - Against Person	9.9%
Felony - Property	63.1%
Felony - Victimless	3.9%
Misdemeanor - Against Person	7.8%
Misdemeanor - Property	7.6%
Misdemeanor - Victimless	4.7%
Other Violations	3.0%

(Footnotes are listed on page 94.)

HALFWAY HOUSES

VI. Movement/Management Information⁴

Type of Commitment

First Commitment	77.6%
Recommitment	19.4%
Revocation	3.0%

Type of Placement⁵

Initial Placement	84.6%
Transferred In	15.4%

Type of Exit

Direct Discharges	2.0%
Furloughs	61.6%
Transfers to More Restrictiveness	18.9%
Transfers to Equal or Less Restrictiveness	13.0%
Recommitments	3.9%
Waived to Adult System	0.8%

Escapes

18.5 per 100 served

Average Daily Population

334.0

Average Length of Stay in Program

All Completions Including Transfers and Unsuccessful Releases	107 days
Successful Completions Only	133 days

VII. Effectiveness Measures

Basic Program Outcomes⁶

Performance

1. Successful completion of program -	
Percentage of youths released who are furloughed or directly discharged.	63.6%

(Footnotes are listed on page 94.)

Basic Program Outcomes

Performance

2. Recidivism within the Juvenile Justice System⁷ -

Halfway Houses

Subsequent revocation or recommitment to the juvenile justice system based upon the total number of youths furloughed or direct discharged from July, 1980, through December, 1982, a maximum 37 month follow-up (n=10,836).	Dade Broward Criswell Hillsborough Volusia Orange Palm Beach Pentland Hall Pensacola Boys Base Pinellas House Duval Hall Duval House Total	29.1% 31.4% 17.2% 21.3% 17.5% 16.6% 16.3% 16.7% 12.5% 5.8% 19.1% 14.8% 18.4%
------------------------------------------------------------------------------------------------------------------------------------------------------------------------------------------------------------------------------	-----------------------------------------------------------------------------------------------------------------------------------------------------------------------------------	----------------------------------------------------------------------------------------------------------------------

Basic Program Outcomes

Performance

3. Recidivism Within and Outside the Juvenile Justice System⁸ -

Recommitment or Revocation

Subsequent revocation or recommitment to the juvenile justice system, or admission to the adult criminal justice system by being placed on adult probation, given a suspended sentence or committed to the Florida Department of Corrections within 24 months after furlough (n=1,181).

11.5%
Adult Probation

4.7%

Adult Incarceration

9.5%

Total

23.6%

(Footnotes are listed on page 94.)

START CENTERS

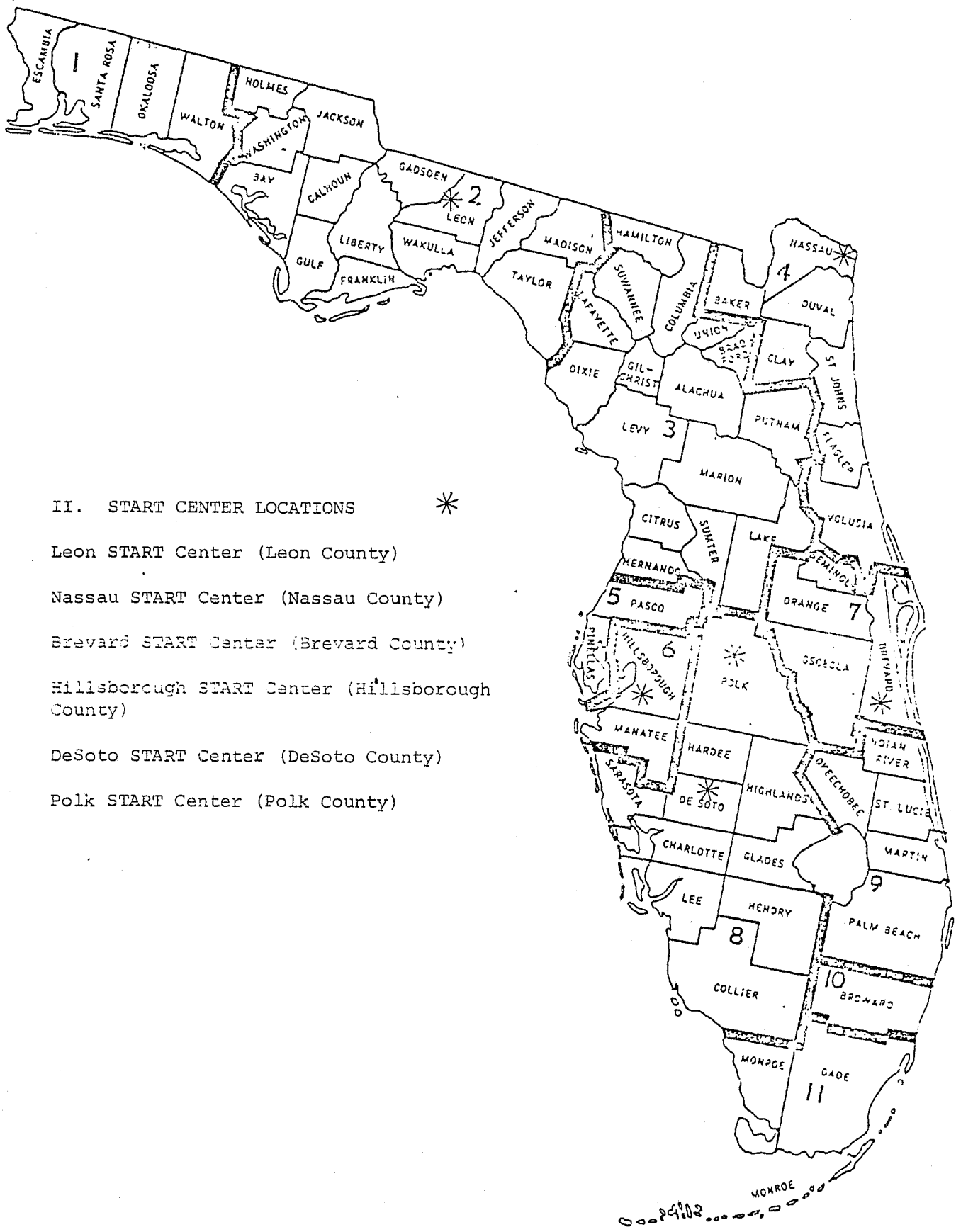
I. DESCRIPTION

The START Center is a residential treatment center located in a suburban or rural area, for 28 boys or 28 girls not yet displaying an ability to cope with the responsibilities of daily community living. Youths admitted to a START Center have emotional and/or behavioral disabilities rendering them temporarily poor candidates for the less restrictive Halfway House program. These problems, however, are not serious enough to warrant institutionalization or passage into the adult youthful offender program. The less urban setting, with its opportunities for outdoor group activities, provides a positive atmosphere for youths to participate in more intensive treatment than available in a Halfway House, without the stresses and temptations of daily community living.

Emphasis is placed on understanding one's self and one's relationships with parents, peers, and environment. Residents work on obtaining the necessary skills to cope with and work through everyday problems, through an understanding of problem solving techniques, personal and social development, and accepting responsibility for behavior. Group meetings are held daily by trained group leaders who are also available for individual counseling.

Residents are involved in an intensive, reality oriented, responsibility-bound program geared toward helping them lead more socially acceptable and responsible lives.

The focus of the technique is the daily Reality Therapy group meeting. Involvement is the key, with residents and staff working together on developing the youths' acceptable social behavior. The entire program complements the Reality Therapy approach. Utilizing continuous involvement, individual counseling by staff and peers and the application of natural social contingencies, a resident develops social skills that enable him to gradually spend more time in the community.



II. START CENTER LOCATIONS *

- Leon START Center (Leon County)
- Nassau START Center (Nassau County)
- Brevard START Center (Brevard County)
- Hillsborough START Center (Hillsborough County)
- DeSoto START Center (DeSoto County)
- Polk START Center (Polk County)

START CENTERS

III. Budgeted Annual Capacity and Budgeted Slots

<u>District</u>	<u>Number of Slots¹</u>	<u>Annual Capacity</u>
II (Tallahassee)	25	50
IV (Jacksonville)	25	50
VI (Tampa)	25	50
VII (Titusville)	20	40
VIII (Arcadia - Bartow)	50	100
Total	145	290

IV. Costs²

Actual Expenditures	\$ 1,629,302.00
Actual Cost/Successful Completion	\$ 3,829.15
Actual Cost/Child Day	\$ 27.95

V. Population Profile³

<u>Sex</u>	<u>Race</u>	<u>Typical Age (mode)</u>
Male 65.0%	Black 62.9%	14 years
Female 35.0%	White 35.3%	
	Other 1.8%	

Commitment Offense

Felony - Against Person	9.3%
Felony - Property	53.5%
Felony - Victimless	2.6%
Misdemeanor - Against Person	7.8%
Misdemeanor - Property	8.5%
Misdemeanor - Victimless	3.6%
Other Violations	4.7%

(Footnotes are listed on page 94.)

VI. Movement/Management Information⁴

Type of Commitment

First Commitment	73.9%
Recommitment	22.7%
Revocation	3.4%

Type of Placement⁵

Initial Placement	84.0%
Transferred In	16.0%

Type of Exit

Direct Discharges	2.8%
Furloughs	62.7%
Transfers to More Restrictiveness	13.1%
Transfers to Equal or Less Restrictiveness	6.2%
Recommitments	14.7%
Waived to Adult System	0.4%

Escapes

20.1 per 100 served

Average Daily Population

159.7

Average Length of Stay in Program

All Completions Including Transfers and Unsuccessful Releases	113 days
Successful Completions Only	137 days

VII. Effectiveness Measures

Basic Program Outcomes⁶

Performance

1. Successful completion of program -	
Percentage of youths released who are furloughed or directly discharged.	65.5%

(Footnotes are listed on page 94.)

START CENTERS

Basic Program Outcomes

Performance

2. Recidivism within the Juvenile Justice System⁷ -

START Centers

Subsequent revocation or recommitment to the juvenile justice system based upon the total number of youths furloughed or direct discharged from July, 1980, through December, 1982, a maximum 37 month follow-up (n=10,836).	Leon	48.8%
	Nassau	15.4%
	Brevard	20.8%
	Hillsborough	18.9%
	DeSoto	46.2%
	Polk	18.2%
	Total	29.8%

Basic Program Outcomes

Performance

3. Recidivism Within and Outside the Juvenile Justice System³ -

Recommitment or Revocation

Subsequent revocation or recommitment to the juvenile justice system, or admission to the adult criminal justice system by being placed on adult probation, given a suspended sentence or committed to the Florida Department of Corrections within 24 months after furlough (n=1,181).

33.7%

Adult Probation

3.4%

Adult Incarceration

3.4%

Total

40.4%

(Footnotes are listed on page 94.)

JACKSONVILLE YOUTH DEVELOPMENT CENTER

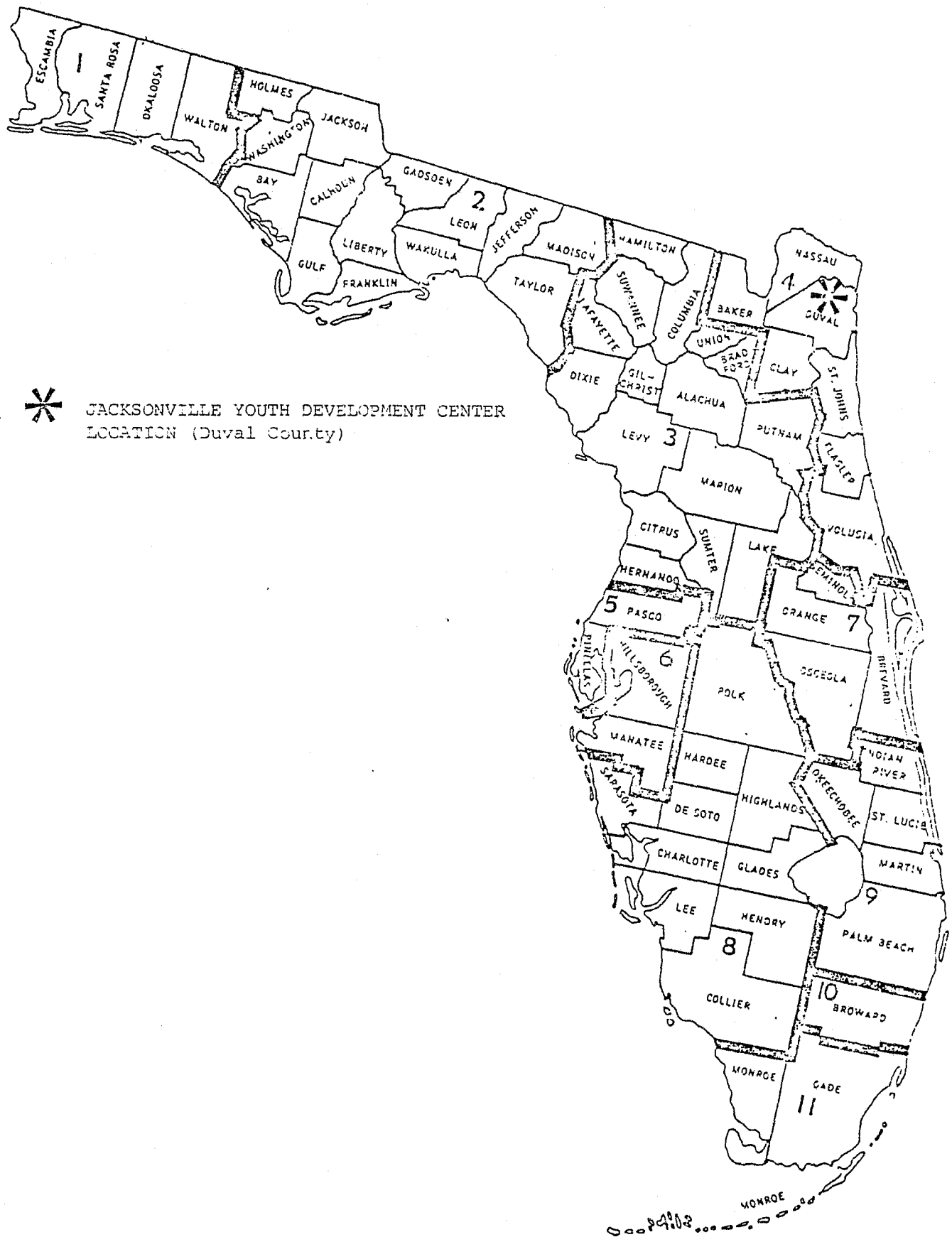
I. DESCRIPTION

Jacksonville Youth Development Center is a unique community-based residential facility located in the rural southwest Jacksonville area, serving 40 committed boys between the ages of 11 and 14. Ten year olds are accepted on an exceptional basis with the understanding that more appropriate, less restrictive, residential alternatives such as family group homes, group treatment homes, or START centers have been explored for placement and deemed as inappropriate. The staffing pattern allows for unique intensive individual, group, and family counseling along with action oriented programming for this "hard to deal with" age group clientele.

A significant component of the overall treatment program is a behavior modification system which tracks day to day overt behaviors and rewards or disciplines accordingly. Examples of privileges that can be earned when behaviors warrant (and points earned reflect this) are participation in special group or individual outings; higher total weekly allowance; more home visits, etc.

Another significant component of the overall treatment program is the outdoor camping experience conducted by facility staff or specialized resource people. Three day, two night hiking or canoe trips will be provided for youths. Mandatory in-class participation for these trips is offered by facility staff or acknowledged experts in the field of outdoor education. A formal working agreement with the Explorer Scouting Program has been formulated, and the program has been designated as a bona fide scout troop. Ideally, program completors will be encouraged to remain in a scouting program upon their return home.

It is anticipated that with the adequate staff/client ratio and activity oriented program in operation most youths will derive individual benefits allowing for a successful return to the community.



JACKSONVILLE YOUTH DEVELOPMENT CENTER
 LOCATION (Duval County)

JACKSONVILLE YOUTH DEVELOPMENT CENTER

III. Budgeted Annual Capacity and Budgeted Slots

<u>District</u>	<u>Number of Slots¹</u>	<u>Annual Capacity</u>
IV. (Jacksonville)	40	80

IV. Costs²

Actual Expenditures	\$	454,570.00
Actual Cost/Successful Completion	\$	5,060.12
Actual Cost/Child Day	\$	34.19

V. Population Profile³

<u>Sex</u>	<u>Race</u>	<u>Typical Age (mode)</u>
Male 100.0%	Black 48.1%	13 years
Female 0.0%	White 51.9%	
	Other 0.0%	

Commitment Offense

Felony - Against Person	2.5%
Felony - Property	74.1%
Felony - Victimless	0.0%
Misdemeanor - Against Person	7.4%
Misdemeanor - Property	8.6%
Misdemeanor - Victimless	3.7%
Other Violations	3.7%

(Footnotes are listed on page 94.)

JACKSONVILLE YOUTH DEVELOPMENT CENTER

VI. Movement/Management Information⁴

Type of Commitment

First Commitment	75.3%
Recommitment	24.7%
Revocation	0.0%

Type of Placement⁵

Initial Placement	78.2%
Transferred In	21.8%

Type of Exit

Direct Discharges	0.9%
Furloughs	48.1%
Transfers to More Restrictiveness	35.2%
Transfers to Equal or Less Restrictiveness	6.5%
Recommitments	9.3%
Waived to Adult System	0.0%

Escapes

35.1 per 100 served

Average Daily Population

36.4

Average Length of Stay in Program

All Completions Including Transfers and Unsuccessful Releases	121 days
Successful Completions Only	148 days

VII. Effectiveness Measures

Basic Program Outcomes⁶

Performance

1. Successful completion of program -	
Percentage of youths released who are furloughed or directly discharged.	49.0%

(Footnotes are listed on page 94.)

JACKSONVILLE YOUTH DEVELOPMENT CENTER

Basic Program Outcomes

Performance

2. Recidivism within the Juvenile Justice System⁷ -

Subsequent revocation or recommitment to the juvenile justice system based upon the total number of youths furloughed or direct discharged from July, 1980, through December, 1982, a maximum 37 month follow-up (n=10,836).

52.5%

Basic Program Outcomes

Performance

3. Recidivism Within and Outside the Juvenile Justice System⁸ -

Subsequent revocation or recommitment to the juvenile justice system, or admission to the adult criminal justice system by being placed on adult probation, given a suspended sentence or committed to the Florida Department of Corrections within 24 months after furlough (n=1,181).

Recommitment
or
Revocation

N/A

Adult Probation

N/A

Adult
Incarceration

N/A

Total

N/A

(Footnotes are listed on page 94.)

THE FLORIDA ENVIRONMENTAL INSTITUTE (FEI)

In September 1982, the Associated Marine Institutes, Inc. began operating the Florida Environmental Institute (FEI), a highly structured four-phase program providing continuous case management for serious offenders. The program emphasizes an action-oriented, hands-on approach designed to develop desirable work habits, emphasize fast and fair discipline and develop employability and sociability skills in participant youth.

Phase I and II of the four phases are located in a remote rural camp utilizing challenging environmental conditions designed to help develop discipline and responsibility in offenders. Youth live at home during phase III and attend one of the seven non-residential Marine Institutes in Duval, Palm Beach, Broward, Dade, Pinellas, Hillsborough and Bay counties. During Phase IV youth live at home and are supervised by a Community Coordinator who works with the youth's parents and employer. Each phase is designed to last between 90 and 180 days.

The objectives of each phase of the program are:

Phase I

To provide twenty-four-hour-a-day awake residential care utilizing constructive punishment in an austere environmental setting to begin to reverse negative behavior patterns, complimented by work projects designed to build self-esteem through successful participation in worthwhile environmentally-oriented public and private works projects.

Phase II

To continue to acquire good work habits and a basic understanding of the work ethic through participation in work projects. To increase focus on a career education process emphasizing basic education, basic skills acquisition, practical job skills and sociability training.

Phase III

To return home completing the initial successful adjustment to the family and community by participating in the program of the local Marine Institute. To complete employability skills training and training in pre-vocational and vocational areas where appropriate. To continue career education training. To re-establish relationships with private sector sponsors (participating from the beginning wherever possible) and be employed or in school prior to graduation to Phase IV.

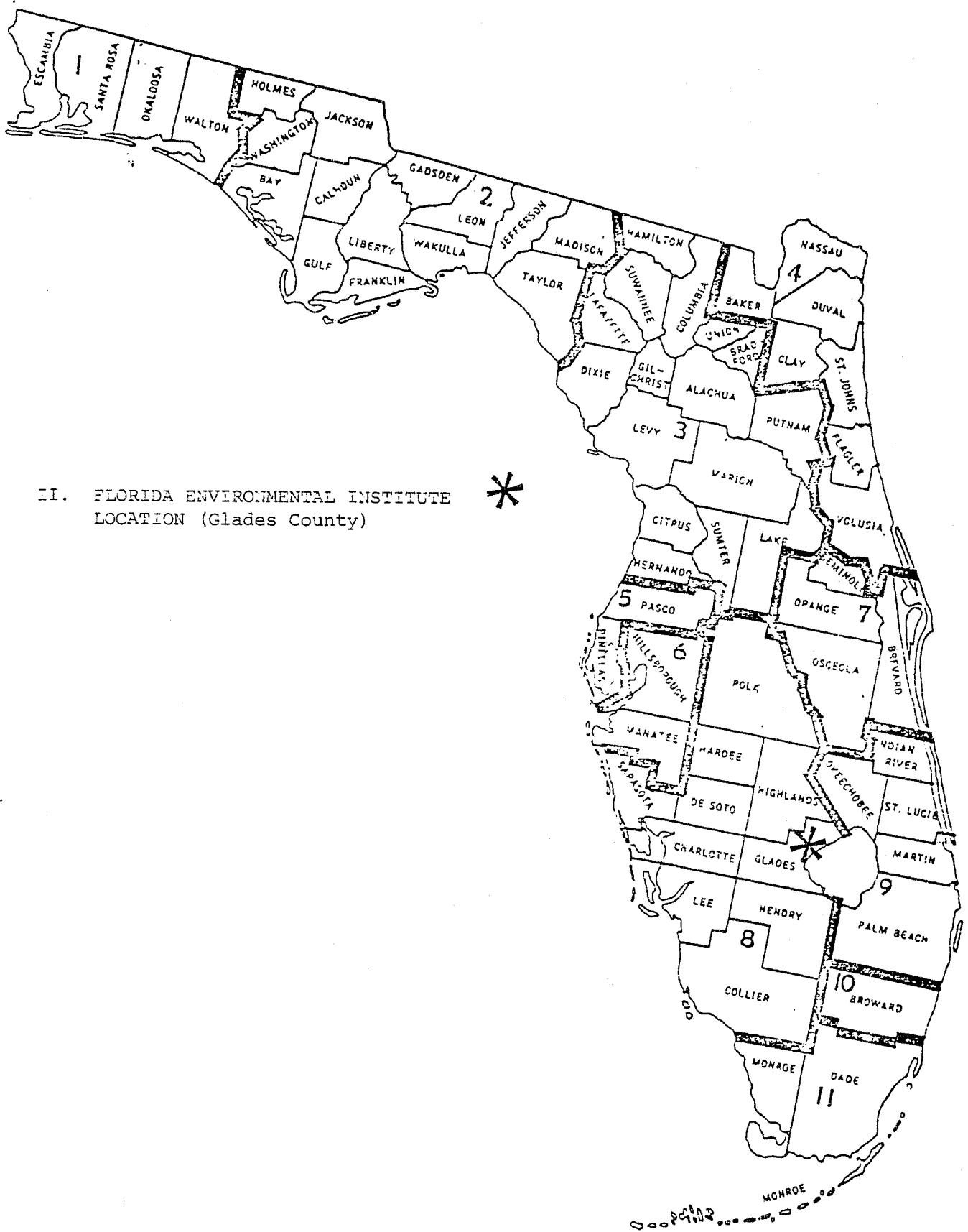
Phase IV.

To maintain continuing satisfactory adjustment at home and begin working on the job, going to school or enlisting in the armed services. One of these three conditions is required prior to graduating from Phase III.

Youth who have been committed to the Department of Health and Rehabilitative Services, direct filed to the criminal court or waived to the criminal court by a juvenile judge may be referred to this program if they qualify under the following minimum criteria:

- 1) The present offense results in a finding of delinquency for one of the following crimes against persons: homicide, kidnapping, sexual battery, armed robbery, strong-arm robbery, aggravated assault, aggravated battery and/or arson.
- 2) The present offense results in a finding of delinquency for a felony crime, and the juvenile has been found delinquent for a crime against persons (as listed above) within the prior two years.
- 3) The present offense results in a finding of delinquency for a felony crime other than a crime against persons, but the juvenile has two or more previous findings of delinquency, at least one of which is for a charge of burglary, or a second degree felony or greater.

Each youth shall be evaluated by a licensed psychologist and by a psychiatrist if the psychologist thinks it is necessary. Those youth who are severely emotionally disturbed, mentally ill, sociopathic, or organically impaired retardates are not appropriate referrals for this program. Further, youth who have extensive histories of severe, repeated substance abuse, or are currently taking prescription medication for a psychological disorder, or are determined to be in need of intensive psychiatric counseling are also considered to be inappropriate referrals.



II. FLORIDA ENVIRONMENTAL INSTITUTE
 LOCATION (Glades County)

III. Budgeted Annual Capacity and Budgeted Slots

<u>District</u>	<u>Number of Slots¹</u>	<u>Annual Capacity</u>
VIII (Phase I)	30	30

IV. Costs²

Actual Expenditures	\$	569,229.00
Actual Cost/Successful Completion	\$	*
Actual Cost/Child Day, Phase I and II	\$	*

V. Population Profile³

<u>Sex</u>	<u>Race</u>	<u>Typical Age (mode)</u>
Male 100.0%	Black 52.9%	16 years
Female 0.0%	White 29.4%	
	Other 17.6%	

Commitment Offense

Felony - Against Person	52.9%
Felony - Property	35.3%
Felony - Victimless	0.0%
Misdemeanor - Against Person	0.0%
Misdemeanor - Property	11.8%
Misdemeanor - Victimless	0.0%
Other Violations	0.0%

*Program not in existence long enough to be accurately calculated.

(Footnotes are listed on page 94.)

VI. Movement/Management Information⁴

Type of Commitment

First Commitment	0.0%
Recommitment	25.9%
Revocation	0.0%
DOC Transfer	74.1%

Type of Placement⁵

Initial Placement	100%
Transferred In	0.0%

Type of Exit

Direct Discharges	"
Furloughs	"
Transfers to More Restrictiveness	"
Transfers to Equal or Less Restrictiveness	"
Recommitments	"
Waived to Adult System	"

Escapes

"

Average Daily Population

"

Average Length of Stay in Program

All Completions Including Transfers and Unsuccessful Releases	"
Successful Completions Only	"

VII. Effectiveness Measures

Basic Program Outcomes⁶

Performance

1. Successful completion of program -	(insufficient data to accurately calculate)
Percentage of youths released who are furloughed or directly discharged.	

(Footnotes are listed on page 94.)

Basic Program Outcomes

Performance

2. Recidivism within the Juvenile Justice System⁷ -

Subsequent revocation or recommitment to the juvenile justice system based upon the total number of youths furloughed or direct discharged from July, 1980, through December, 1982, a maximum 37 month follow-up (n=10,836).

(insufficient data to accurately calculate)

Basic Program Outcomes

Performance

3. Recidivism Within and Outside the Juvenile Justice System⁸ -

Subsequent revocation or recommitment to the juvenile justice system, or admission to the adult criminal justice system by being placed on adult probation, given a suspended sentence or committed to the Florida Department of Corrections within 24 months after furlough (n=1,181).

Recommitment or Revocation

N/A

Adult Probation

N/A

Adult Incarceration

N/A

Total

N/A

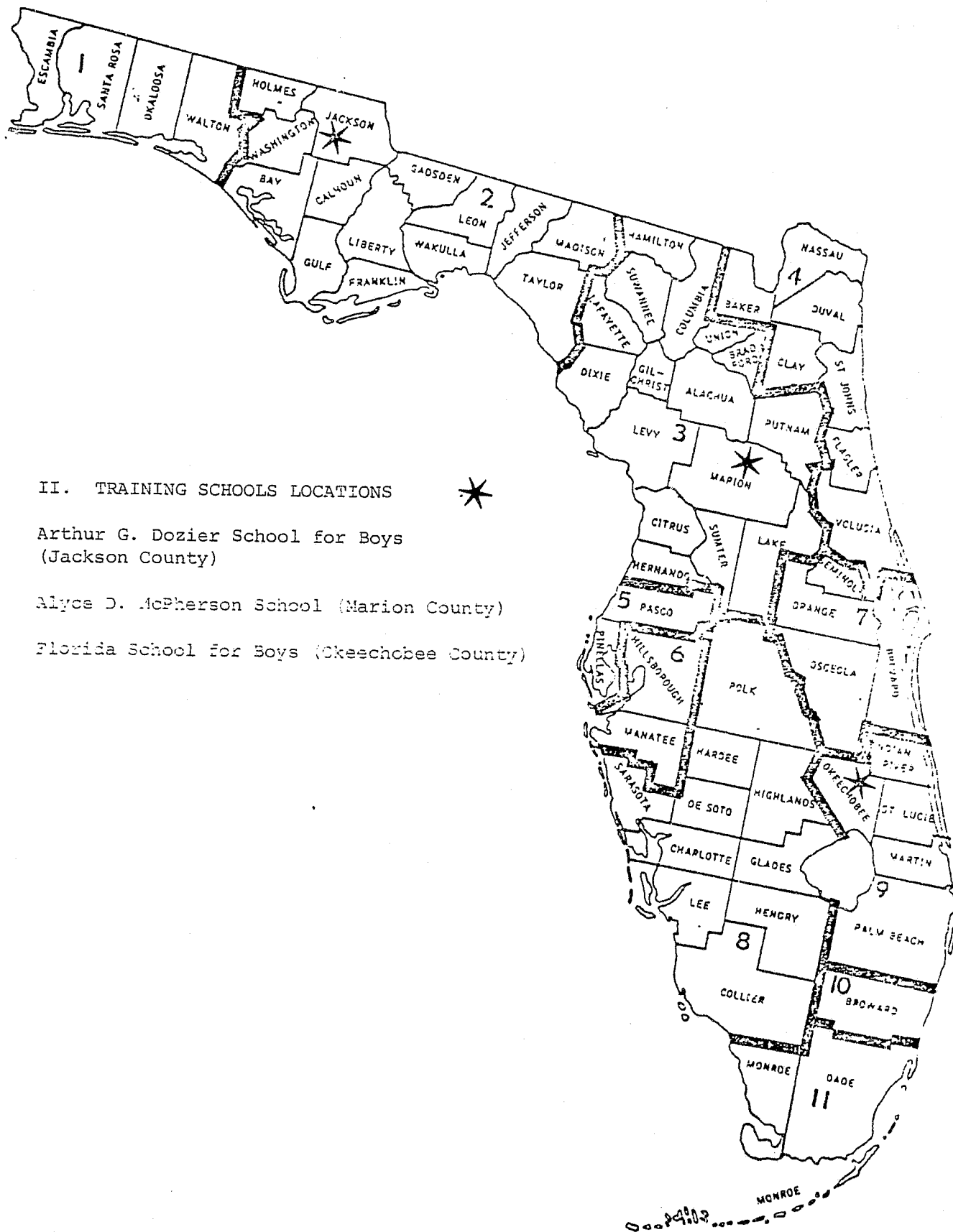
(Footnotes are listed on page 94.)

TRAINING SCHOOLS

I. DESCRIPTION

The Florida Department of Health and Rehabilitative Services, through its district administrators, operates two training schools and has a third under contract. All training schools are responsible for providing care, custody and counseling services to committed delinquent youths. The youths range in age from 13 to 18 years and have been determined to be incapable of functioning in a community setting. Academic programs in the training schools are provided in various ways. The Washington County School Board funds and operates the academic program at the Arthur G. Dozier School. The academic program at the Alyce D. McPherson School is provided by Central Florida Community College, and it includes regular educational training, special educational classes, and vocational training. At the Florida School for Boys at Okeechobee the Eckerd Foundation, through a separate contract with the state's Department of Education, provides instructors and educational programming for the institution.

Each institution also provides medical, dental, and psychological care. The institutions have twenty-four hour staffing which includes custodial positions to supply food, laundry, security, grounds care, etc., as well as personnel for school, treatment programs and administration. The training schools are budgeted for a combined total 1,041 children and an annual operating cost of approximately 9.9 million dollars.



II. TRAINING SCHOOLS LOCATIONS

Arthur G. Dozier School for Boys
(Jackson County)

Alyce D. McPherson School (Marion County)

Florida School for Boys (Okeechobee County)

TRAINING SCHOOLS

III. Budgeted Annual Capacity and Budgeted Slots

<u>District</u>	<u>Number of Slots¹</u>	<u>Annual Capacity</u>
II (Dozier)	418	836
III* (McPherson)	180	360
IX (Okeechobee)	443	886
Total	1041	2082

IV. Costs²

Actual Expenditures	\$12,092,987.00
Actual Cost/Successful Completion	\$ 6,214.16
Actual Cost/Child Day	\$ 35.92

V. Population Profile³

<u>Sex</u>	<u>Race</u>	<u>Typical Age (mode)</u>
Male 83.8%	Black 47.6%	15 years
Female 16.2%	White 50.1%	
	Other 2.3%	

Commitment Offense

Felony - Against Person	15.6%
Felony - Property	63.6%
Felony - Victimless	9.3%
Misdemeanor - Against Person	2.1%
Misdemeanor - Property	3.8%
Misdemeanor - Victimless	2.4%
Other Violations	3.3%

(Footnotes are listed on page 94.)

VI. Movement/Management Information⁴

Type of Commitment

First Commitment	32.0%
Recommitment	58.9%
Revocation	8.7%
Department of Correction's Transfer	0.4%

Type of Placement⁵

Initial Placement	68.5%
Transferred In	31.5%

Type of Exit

Direct Discharges	1.5%
Furloughs	77.7%
Transfers to More Restrictiveness	0.0%
Transfers to Equal or Less Restrictiveness	13.3%
Recommitments	4.6%
Waived to Adult System	2.9%

Escapes

10.2 per 100 served

Average Daily Population

922.4

Average Length of Stay in Program

All Completions Including Transfers and Unsuccessful Releases	154 days
Successful Completions Only	173 days

VII. Effectiveness Measures

Basic Program Outcomes⁶

Performance

1. Successful completion of program -	
Percentage of youths released who are furloughed or directly discharged.	79.2%

(Footnotes are listed on page 94.)

Basic Program Outcomes

Performance

2. Recidivism within the Juvenile Justice System⁷ -

Training Schools

Subsequent revocation or recommitment to the juvenile justice system based upon the total number of youths furloughed or direct discharged from July, 1980, through December, 1982, a maximum 37 month follow-up (n=10,836).	Dozier	18.2%
	Okeechobee	26.7%
	McPherson	27.4%
	Total	24.4%

Basic Program Outcomes

Performance

3. Recidivism Within and Outside the Juvenile Justice System⁸ -

Recommitment or Revocation

Subsequent revocation or recommitment to the juvenile justice system, or admission to the adult criminal justice system by being placed on adult probation, given a suspended sentence or committed to the Florida Department of Corrections within <u>24 months</u> after furlough (n=1,191).		24.3%
------------------------------------------------------------------------------------------------------------------------------------------------------------------------------------------------------------------------------------------------------------------------------------------------	--	-------

Adult Probation

6.9%

Adult Incarceration

15.5%

Total

42.3%

(Footnotes are listed on page 94.)

" 5 "

SUMMARY COMPARISON OF COMMITMENT PROGRAMS

This part of the report is a synopsis of the commitment program data presented in preceding sections. Summary charts on measures of performance and management, recidivism and cost are exhibited.

MEASUREMENTS OF PERFORMANCE AND MANAGEMENT
For CYF Commitment Programs (Fiscal Year 82/83)

Page 69

Program	Sex ¹		Race ¹			Typical Age Model ¹ in years	Average Daily Population ^{2*}	Budgeted Capacity (slots)	Aggregate Average Length of Stay in Days	Average length of Stay Successful Completions	Cost ^{4*}			Commitment Offense ¹			
	Male	Female	White	Black	Other						Actual Expenditures	Actual Cost/Case Successful Completions	Actual Cost/ Child Day	Felony Person	Felony Property	Felony Victimless	Felony Total
Intensive Counseling	91.5	8.5	48.6	50.6	.8	16	170	176.0	107	114	\$ 523,283	\$ 961	8.43	10.3	48.5	4.4	63.1
TRY Centers	93.0	7.0	21.8	76.6	1.6	16	55	45.0	121	139	453,874	2,127	15.30	19.4	48.1	1.6	69.0
Non-Residential AMI's	91.8	8.2	66.8	31.0	2.2	15	138	111.5	139	162	1,211,345	2,242	13.84	10.5	65.5	3.9	79.9
Florida Keys AMI's	100.0	.0	38.7	51.3	10.0	15	46	50.0	95	120	613,569	4,416	36.80	9.9	71.1	3.9	84.9
Family Group Homes	82.2	17.8	45.1	53.2	1.7	14	136	142.0	107	127	527,190	1,346	10.60	6.3	53.6	.6	60.5
Project STEP	74.9	25.1	66.3	32.6	1.1	15	27	30.5	25	27	497,083	1,375	50.93	4.4	42.6	2.2	49.2
STOP Camps	100.0	.0	61.9	36.7	1.4	16	38	72.0	49	50	542,536	1,995	39.90	1.4	50.2	.9	52.5
San Antonio Boys Village	100.0	.0	87.9	12.1	.0	16	16	14.0	140	153	111,952	2,927	19.13	6.1	78.8	6.1	90.9
Group Treatment Homes	72.2	27.8	66.7	31.1	2.2	13	42	42.0	115	159	506,025	5,282	33.22	5.6	62.9	1.1	69.7
Youth Homes of Florida	93.1	6.9	51.7	48.3	.0	16	12	12.0	129	159	125,851	4,463	28.07	10.3	72.4	3.4	86.2
Halfway Houses	82.2	17.8	59.0	38.4	2.6	15	334	340.0	107	133	3,285,414	3,586	26.96	9.9	63.1	3.9	76.9
START Centers	65.0	35.0	62.9	35.3	1.8	14	160	145.0	113	137	1,629,302	3,829	27.95	9.3	63.5	2.6	75.4
Training Schools	83.8	16.2	50.1	47.6	2.3	15	922	1041.0	154	173	12,092,987	6,214	35.92	15.6	63.6	9.3	88.5
Jacksonville Youth Development Center	100.0	.0	48.1	51.9	.0	13	36	40.0	121	148	454,570	5,060	34.19	2.5	74.1	.0	76.5
Florida Environmental Institute	100.0	.0	29.4	52.9	17.6	16	11	60.0	81	81	569,229	11,251	138.90	52.9	35.3	.0	88.2
TOTALS/AVERAGES	84.4	15.6	54.0	43.7	2.3	15	2143	2321.0	119	138	\$23,144,210	\$3,853	27.92	10.8	60.0	4.7	75.5

Source:

1. FY 82/83 Commitment Card Data
2. Population Report FY 82/83
3. ALOS in Releasing Commitment Program FY 82/83 (includes transfers and unsuccessful releases)
4. FY 82/83 CYF Delinquency Program Cost Analysis
5. Follow-up through December 1982 on all youths furloughed January 1980 through June 1982. (This study recorded subsequent recommitments or revocations. Transfers to the adult system were not included. For this reason, programs which serve younger children display a higher recommitment and revocation rate while programs which serve older youths display a lower rate.)

MEASUREMENTS OF PERFORMANCE AND MANAGEMENT (Fiscal Year 82/83) (cont'd)

Program (cont'd)	1 Commitment Offense (cont'd)					1 Type of Commitment				2** Type of Exit						5 Internal Recidivism
	Misdemeanor Person	Misdemeanor Property	Misdemeanor Victimless	Misdemeanor Total	Other Violations	First	Recommitment	Revocation	DOC Transfers	Furlough	Direct Discharge	To More Restrictiveness	To Equal or Less Restrictiveness	Recommitments	Adult System	
Intensive Counseling	4.1	24.5	7.5	36.1	.8	79.3	16.7	3.8	.2	45.8	21.7	19.0	2.9	7.2	3.3	14.9
TRY Centers	5.4	17.1	7.8	30.2	.8	76.3	20.9	2.9	.0	48.9	12.9	14.6	9.6	12.9	1.1	24.8
AMI (Non-Residential)	3.9	8.7	6.1	18.8	1.3	78.3	17.2	4.2	.3	54.7	18.0	14.5	5.5	6.1	1.3	15.0
F.K.M.I.	3.9	5.9	2.0	11.8	3.3	69.3	27.4	2.8	.6	65.5	0.6	30.4	3.5	.0	.0	11.8
F.G.H.	6.6	22.5	4.0	33.1	6.3	85.5	12.7	1.7	.0	45.5	17.5	22.2	7.7	7.1	.0	33.0
Project STEP	4.4	37.2	6.0	47.5	3.3	76.7	21.7	1.6	.0	67.3	17.2	11.0	4.5	.0	.0	21.8
STOP Camps	6.5	28.6	9.7	44.7	2.8	83.5	16.5	.0	.0	73.3	17.3	4.0	1.4	4.0	.0	20.0
S.A.B.V.	3.0	3.0	3.0	9.1	.0	54.3	45.7	.0	.0	14.7	52.9	23.5	8.8	.0	.0	17.6
G.T.H.	6.7	10.1	6.7	23.6	6.7	77.3	18.6	4.1	.0	53.3	5.2	14.1	23.7	3.7	.0	43.9
Y.H.F.	6.9	3.4	.0	10.3	3.4	93.5	6.5	.0	.0	66.7	3.3	16.7	10.0	3.3	.0	17.0
Halfway Houses	7.8	7.6	4.7	20.0	3.0	77.6	19.4	3.0	.0	61.6	2.0	18.9	13.0	3.9	0.8	16.5
STAKT Centers	7.8	8.5	3.6	19.9	4.7	73.9	22.7	3.4	.0	62.7	2.8	13.1	6.2	14.7	0.4	26.9
Training Schools	2.1	3.8	2.4	8.2	3.3	32.0	58.9	8.7	.4	77.7	1.5	.0	13.3	4.6	2.9	22.7
J.Y.D.C.	7.4	8.6	3.7	19.8	3.7	75.3	24.7	.0	.0	48.1	0.9	35.2	6.5	9.3	.0	40.6
F.E.I.	.0	11.8	.0	11.8	.0	.0	25.9	.0	74.1	.0	.0	.0	.0	.0	.0	-
TOTALS/AVERAGES	5.1	11.8	4.5	21.3	3.2	64.7	30.4	4.4	.5	64.5	7.5	12.2	8.7	5.6	1.5	22.4

*Includes non-committed to AMI and TRY.

**Excludes inactive and other.

Prepared by HRS/PDCYFD - 4/15/84

Recidivism Within the Juvenile Justice System

FOLLOW-UP ON YOUTHS FURLOUGHED FROM FLORIDA'S COMMITMENT PROGRAMS

	Furloughs During Jul-Dec 80			Furloughs During Jan-June 81			Furloughs During Jul-Dec 81			Furloughs During Jan-June 82			Furloughs During June-Dec 82			Total Furloughs Jan 80-June 82		
	# Furloughed	# Recommitted or Revoked	% Recommitted or Revoked	# Furloughed	# Recommitted or Revoked	% Recommitted or Revoked	# Furloughed	# Recommitted or Revoked	% Recommitted or Revoked	# Furloughed	# Recommitted or Revoked	% Recommitted or Revoked	# Furloughed	# Recommitted or Revoked	% Recommitted or Revoked	# Furloughed	# Recommitted or Revoked	% Recommitted or Revoked
Training Schools	807	210	26.0	690	171	24.8	935	251	26.8	823	211	25.6	999	194	19.4	4254	1037	24.4
JYDC	38	18	47.4	45	23	51.1	18	8	44.4	18	14	77.8	20	10	50.0	139	73	52.5
START Centers	143	51	35.7	144	55	38.2	146	40	27.4	133	34	25.6	162	37	22.8	728	217	29.8
Halfway Houses	313	69	22.0	316	70	22.2	298	42	14.1	325	59	18.2	326	51	15.6	1578	291	18.4
Group Treatment Homes	28	18	64.3	39	18	46.2	32	14	43.8	41	16	39.0	39	18	46.2	179	84	46.9
SABV	12	4	33.3	13	2	15.4	11	1	9.1	19	5	26.3	11	1	9.1	66	13	19.7
PYH	12	3	25.0	8	3	37.5	13	1	7.7	13	4	30.8	7	1	14.3	53	12	22.6
STEP	83	15	18.1	81	27	33.3	86	24	27.9	127	35	27.6	139	20	14.4	516	121	23.4
STOP Camps	126	25	19.8	135	35	25.9	130	30	23.1	123	25	20.3	125	15	12.0	639	130	20.3
Family Group Homes	176	70	39.8	176	62	35.2	189	72	38.1	174	48	27.6	157	35	22.3	872	287	32.9
Intensive Counseling	181	26	14.4	175	34	19.4	169	27	16.0	179	28	15.6	187	12	6.4	891	127	14.3
TRY Centers	67	20	29.9	70	20	28.6	55	16	29.1	53	15	28.3	64	12	18.8	309	83	26.9
Marine Institutes	109	16	14.7	109	20	18.3	120	22	18.3	106	27	25.5	168	23	13.7	612	108	17.6
TOTAL	2095	545	26.0	2001	540	27.0	2202	548	24.9	2134	521	24.4	2404	429	17.8	10836	2583	23.8

Recidivism Within and Outside the Juvenile Justice System

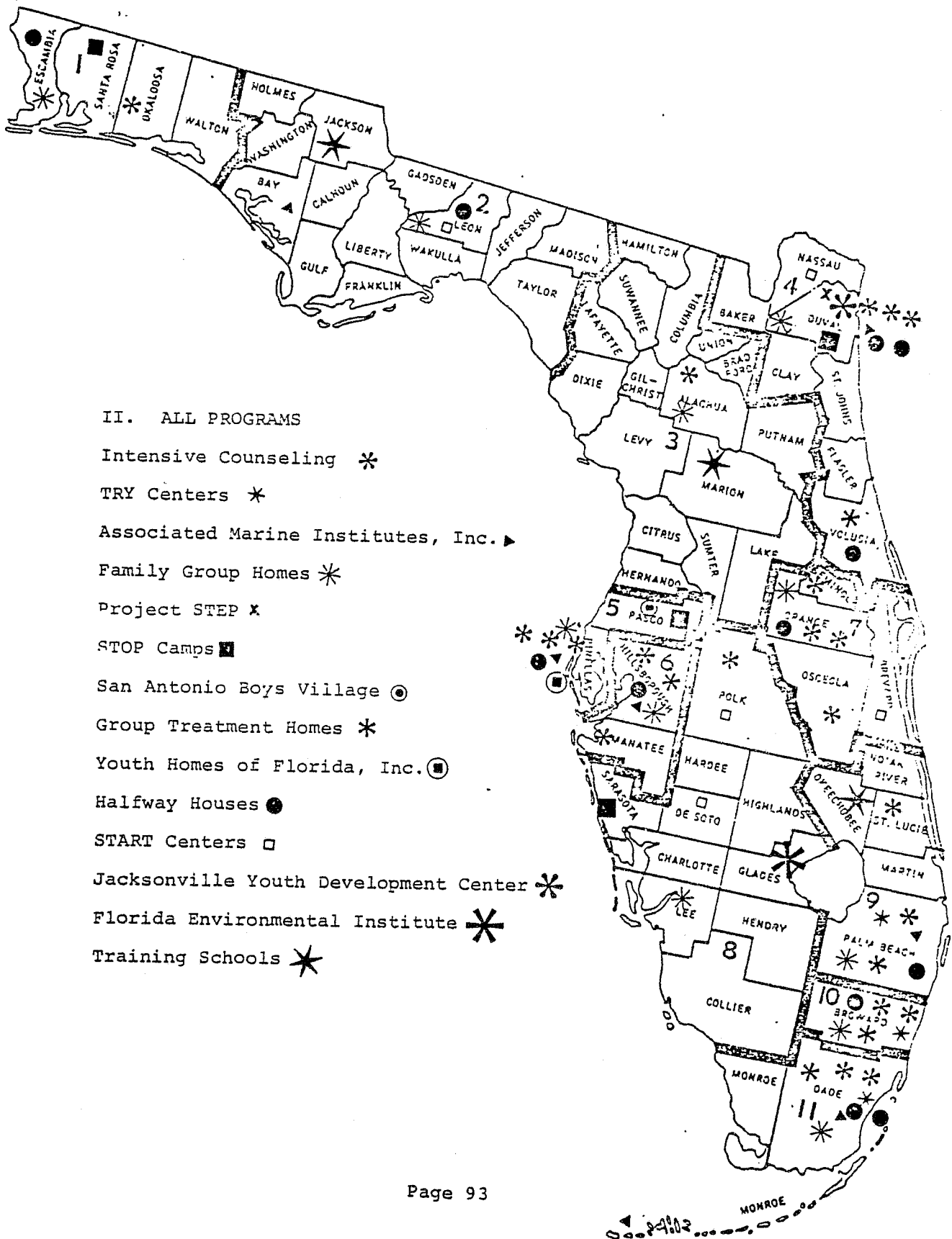
Results of a 24-month Follow-up on a Sample of Graduates
from Children, Youth and Families Commitment Programs

Program	Sample Size and Percent of Total Population ¹	# and % of Youth Subsequently Recommitted or Revoked by Children, Youth and Families	# and % of Youth Subsequently Placed on Adult Probation	# and % of Youth Subsequently Incarcerated by Department of Corrections	Total # and % Recidivism ²
Intensive Counseling	92 (72%)	10 (10.9%)	3 (3.3%)	9 (9.8%)	20 (21.7%)
TRY Centers	54 (100%)	16 (29.6%)	2 (3.7%)	3 (5.5%)	18 (33.3%)
Marine Institutes	64 (100%)	7 (10.9%)	6 (9.4%)	8 (12.5%)	18 (28.1%)
Family Group Homes	115 (60%)	49 (42.6%)	8 (7.0%)	6 (5.2%)	51 (44.3%)
Project STEP	93 (100%)	20 (30.1%)	6 (6.5%)	9 (9.7%)	41 (44.1%)
STOP Camps	104 (74%)	25 (24.0%)	0	9 (8.6%)	31 (29.8%)
San Antonio Boys Village	11 (100%)	5 (45.4%)	0	1 (9.1%)	6 (54.5%)
Group Treatment Homes	36 (100%)	20 (55.5%)	0	0	20 (55.5%)
Pinellas Youth Home	13 (100%)	5 (38.5%)	0	3 (23.1%)	5 (38.5%)
Halfway Houses	140 (50%)	17 (11.5%)	7 (4.7%)	17 (11.5%)	35 (23.6%)
START Centers	89 (100%)	30 (33.7%)	3 (3.4%)	3 (3.4%)	36 (40.4%)
Training Schools	362 (40%)	88 (24.3%)	25 (6.9%)	71 (19.6%)	153 (42.3%)
Total	1181 (59%)	300 (25.4%)	56 (4.7%)	139 (11.8%)	434 (36.7%)

¹ Total population refers to all releases during July-December 1979.

² The total number of recidivists will not equal the sum of the three recidivism categories. Some youth may be counted in all three recidivism categories. A youth, for example, could be recommitted, released, rearrested and placed on adult probation. In this case the same youth would be counted twice. The total column collapses the multiple recidivist and counts each once.

Prepared by DHS/PCYFD, January 29, 1982



II. ALL PROGRAMS

- Intensive Counseling *
- TRY Centers *
- Associated Marine Institutes, Inc. ▶
- Family Group Homes *
- Project STEP x
- STOP Camps ■
- San Antonio Boys Village ●
- Group Treatment Homes *
- Youth Homes of Florida, Inc. ⊙
- Halfway Houses ●
- START Centers □
- Jacksonville Youth Development Center *
- Florida Environmental Institute *
- Training Schools *

FOOTNOTES

- 1 Number of slots represents the number of youths capable of being served at any one time. For programs that serve both committed and non-committed youths, the number of slots refers only to those committed.
- 2 FY 82/83 CYF Delinquency Program Cost Analysis. This cost analysis was based on budget estimates from the HRS Districts and may vary from actual expenditures.
- 3 FY 82/83.
- 4 FY 82/83.
- 5 FY 82/83.
- 6 Successful Releases for July 1982 - December 1982.
- 6 Internal Recidivism was calculated from the computerized commitment data file. The raw numbers from the internal recidivism analysis are presented in the summary section on page 82.
- 8 External Recidivism was obtained from a recidivism study conducted during the first half of 1981. A random sample of youths furloughed from CYF commitment programs during July-December 1979 was selected (n=1,181). Because a sampling technique was used, the recommitment and revocation rate may be different from the recommitment and revocation rate from the computerized data file which follow-up all furloughs since July 1978. The raw numbers from the external recidivism analysis are presented on page 83.