

UNITED STATES COURTS
EIGHTH CIRCUIT REPORT
1984

107848

P. LAY
ge

LESTER C. GOODCHILD
Circuit Executive

107848

107848

U.S. Department of Justice
National Institute of Justice

This document has been reproduced exactly as received from the person or organization originating it. Points of view or opinions stated in this document are those of the authors and do not necessarily represent the official position or policies of the National Institute of Justice.

Permission to reproduce this copyrighted material has been granted by

Public Domain
United States Courts

to the National Criminal Justice Reference Service (NCJRS).

Further reproduction outside of the NCJRS system requires permission of the copyright owner.

UNITED STATES COURTS
EIGHTH CIRCUIT REPORT
1984

NCJRS

NOV 11 1987

ACQUISITIONS

DONALD P. LAY
Chief Judge

LESTER C. GOODCHILD
Circuit Executive

FORWARD

This is the Eighth Circuit's fifth year reporting pursuant to 28 U.S.C. § 332 (e) (10). The first section of this report provides information on the judges and support staff. The Administration in the federal courts is reviewed in section two. Judicial workload information for the court of appeals, district courts and bankruptcy courts for the calendar year 1984 is presented in section three. I wish to thank the statistical division of the Administrative Office of the United States Courts for providing the statistical data for this report.

Robert D. St. Vrain, Clerk of the Court of Appeals, Sheila Greenbaum, Senior Staff Attorney, Ann T. Fessenden, Circuit Librarian, John H. Martin, Director of the Pre-Argument Conference Program, and the clerks of the district courts also contributed supporting information for this report. Their cooperation is greatly appreciated.

I wish to express my gratitude to Millie Adams, Ethel Currie, Sherri Burns and Debbie Christiansen for their efforts and assistance in producing this report.

I would appreciate comments and suggestions from readers, so that future issues may be improved.

Lester C. Goodchild
Circuit Executive
July 2, 1984

TABLE OF CONTENTS

Text Tables	vii
Appendix Tables	xii
 I. INSTITUTIONS AND OFFICES	
Judgeships Summary	3
Non-Judicial Personnel Summary	4
Court of Appeals	
Judges	7
Circuit Executive's Office	8
Clerk's Office	8
Staff Attorney's Office	9
Library	9
District and Bankruptcy Courts	
Eastern District of Arkansas	12
Western District of Arkansas	13
Northern District of Iowa	14
Southern District of Iowa	15
District of Minnesota	17
Eastern District of Missouri	18
Western District of Missouri	20
District of Nebraska	22
District of North Dakota	23
District of South Dakota	24
 II. JUDICIAL ADMINISTRATION	
Judicial Conference of the United States	31
Judicial Council	36
Council Action	38
Complaints Against Judges	39
Committees	42
Judicial Conference of the Eighth Circuit	50
Federal Practice Committees	52
Circuit Executive's Office	58
Court of Appeals	61
Law School Court Sessions	62
PreArgument Conference Program	67
Clerk's Office	69
Staff Attorney's Office	71
Library	73
District Court Clerk's Offices	77
 III. JUDICIAL WORKLOAD	
Statement on Statistics Used	83
Court of Appeals	86
The District Courts: An Overview	105
Individual Profiles of District Courts	
Eastern District of Arkansas	117
Western District of Arkansas	121
Northern District of Iowa	125
Southern District of Iowa	129

District of Minnesota	133
Eastern District of Missouri	138
Western District of Missouri	141
District of Nebraska	145
District of North Dakota	149
District of South Dakota	153
 A. Bankruptcy Courts	 159
Appendix	169

TEXT TABLES

<u>Table</u>	<u>Page</u>
1	Judgeships Summary 3
2	Non-Judicial Personnel 4
3	Federal Judicial Administration 30
4	Eighth Circuit Judicial Council Action 38
5	United States Court of Appeals for the Eighth Circuit Court, Sessions Held in Law Schools 63
6	PreArgument Conference Program 68
7	Court of Appeals, Staff Attorneys' Office Workload 72
8	Court of Appeals Total Caseload 1977 and 1980 - 1984 88
9	Appeals Commenced, Terminated, and Pending 1978 - 1984 89
10	Workload Projections 1985 - 1988 Eighth Circuit Court of Appeals 92
11	Per Panel Workload Projections 1985 - 1988 Eighth Circuit Court of Appeals 92
12	Eighth Circuit and All United States Courts of Appeals, Source of Appeals and Original Proceedings Commenced 1980 - 1984 93
13	Eighth Circuit Court of Appeals, Administrative Agency Filings, 1980 - 1984 95
14	Source of Appeals in Civil and Criminal Cases from U.S. District Courts, 1983 and 1984 96
15	Changes in Terminations 1979 - 1984 Eighth Circuit Court of Appeals 98
16	Cases Under Submission More than Three Months 1977 - 1984 99
17	Judicial Workload Profile U.S. Court of Appeals 1983 and 1984 100

18	Per Panel Filings by Case Category Eighth Circuit Court of Appeals 1978 - 1984.....	101
19	Changes in Filings by Category Eighth Circuit Court of Appeals 1979 - 1984.....	102
20	Changes in Filings, Terminations and Pending Eighth Circuit Court of Appeals 1979 - 1984.....	102
21	Total Criminal Cases Commenced, Terminated and Pending, District Courts of the Eighth Circuit 1978 - 1984	105
22	Total Civil Cases Commenced, Terminated and Pending, District Courts of the Eighth Circuit 1978 - 1984	106
23	Total Cases Commerced, Terminated and Pending, District Courts of the Eighth Circuit 1978 - 1984	107
24	Backlog for Civil Criminal and Total Cases District Courts of the Eighth Circuit 1978 - 1984	108
25	Judicial Workload Profile, Comparison of Districts Within the Eighth Circuit 1984.....	109
26	District Court Workload By District - 1984.....	111
27	District Court Per Judge Workload By District - 1984.....	112
28	District Court Filings Per Judge and By Court By District - 1984.....	112
29	District Court Actual and Average Case Production Per Judge By District - 1984	113
30	District Court Total Pending Cases By District - 1984.....	113
31	District Court Backlog By District - 1983 - 1984.....	114
32	Total Caseload and Per Judgeship Profile Eastern District of Arkansas 1983 - 1984	118
33	Civil Cases Commenced, Terminated and Pending, Eastern District of Arkansas 1978 - 1984	119
34	Criminal Cases Commenced, Terminated and Pending, Eastern District of Arkansas 1978 - 1984	120

35	Total Cases Commenced, Terminated and Pending, Eastern District of Arkansas 1978 - 1984	120
36	Total Caseload and Per Judgeship Profile Western District of Arkansas 1983 - 1984	122
37	Civil Cases Commenced, Terminated and Pending, Western District of Arkansas 1978 - 1984	123
38	Criminal Cases Commenced, Terminated and Pending, Western District of Arkansas 1978 - 1984	124
39	Total Cases Commenced, Terminated and Pending, Western District of Arkansas 1978 - 1984	124
40	Total Caseload and Per Judgeship Profile Northern District of Iowa 1983 - 1984	126
41	Civil Cases Commenced, Terminated and Pending, Northern District of Iowa 1978 - 1984	127
42	Criminal Cases Commenced, Terminated and Pending, Northern District of Iowa 1978 - 1984	128
43	Total Cases Commenced, Terminated and Pending, Northern District of Iowa 1978 - 1984	128
44	Total Caseload and Per Judgeship Profile Southern District of Iowa 1983 - 1984	130
45	Civil Cases Commenced, Terminated and Pending, Southern District of Iowa 1978 - 1984	131
46	Criminal Cases Commenced, Terminated and Pending, Southern District of Iowa 1978 - 1984	132
47	Total Cases Commenced, Terminated and Pending, Southern District of Iowa 1978 - 1984	132
48	Total Caseload and Per Judgeship Profile District of Minnesota 1983 - 1984	134
49	Civil Cases Commenced, Terminated and Pending, District of Minnesota 1978 - 1984	135
50	Criminal Cases Commenced, Terminated and Pending, District of Minnesota 1978 - 1984	136
51	Total Cases Commenced, Terminated and Pending, District of Minnesota 1978 - 1984	136
52	Total Caseload and Per Judgeship Profile Eastern District of Missouri 1983 - 1984	138

53	Civil Cases Commenced, Terminated and Pending, Eastern District of Missouri 1978 - 1984	139
54	Criminal Cases Commenced, Terminated and Pending, Eastern District of Missouri 1978 - 1984	140
55	Total Cases Commenced, Terminated and Pending, Eastern District of Missouri 1978 - 1984	140
56	Total Caseload and Per Judgeship Profile Western District of Missouri 1983 - 1984	142
57	Civil Cases Commenced, Terminated and Pending, Western District of Missouri 1978 - 1984	143
58	Criminal Cases Commenced, Terminated and Pending, Western District of Missouri 1978 - 1984	144
59	Total Cases Commenced, Terminated and Pending, Western District of Missouri 1978 - 1984	144
60	Total Caseload and Per Judgeship Profile District of Nebraska 1983 - 1984	146
61	Civil Cases Commenced, Terminated and Pending, District of Nebraska 1978 - 1984	147
62	Criminal Cases Commenced, Terminated and Pending, District of Nebraska 1978 - 1984	148
63	Total Cases Commenced, Terminated and Pending, District of Nebraska 1978 - 1984	148
64	Total Caseload and Per Judgeship Profile District of North Dakota 1983 - 1984	150
65	Civil Cases Commenced, Terminated and Pending, District of North Dakota 1978 - 1984	151
66	Criminal Cases Commenced, Terminated and Pending, District of North Dakota 1978 - 1984	152
67	Total Cases Commenced, Terminated and Pending, District of North Dakota 1978 - 1984	152
68	Total Caseload and Per Judgeship Profile District of South Dakota 1983 - 1984	154
69	Civil Cases Commenced, Terminated and Pending, District of South Dakota 1978 - 1984	155
70	Criminal Cases Commenced, Terminated and Pending, District of South Dakota 1978 - 1984	156

71	Total Cases Commenced, Terminated and Pending, District of South Dakota 1978 - 1984	156
72	Bankruptcy Petitions Commenced By District - 1982 - 1984.....	159
73	Bankruptcy Petitions Terminated By District - 1982 - 1984.....	160
74	Bankruptcy Petitions Pending By District - 1982 - 1984.....	160
75	Adversary Proceedings Commenced, Terminated and Pending By District - 1984	161
76	Adversary Proceedings Per Judge By District - 1984.....	162
77	Bankruptcy Court Workload Per Judge By District - 1984.....	163
78	Bankruptcy Court Petition Backlog By District - 1982 - 1984.....	164
79	Adversary Proceeding Backlog By District - 1984.....	164
80	Percent of Business Filings By District - 1984.....	165
81	Percent of Chapter 11 Filings By District - 1984.....	166

APPENDIX

<u>Table</u>		<u>Page</u>
A	Categories for the Positions and Occupations in the Federal Courts	169
B	Appeals Commenced, Terminated and Pending in U.S. Courts of Appeals, 1983 - 1984	170
C	Nature of Suit or Offense of Appeals from U.S. District Courts by Circuit, 1984	171
D	Eighth Circuit and Total U.S. Courts of Appeals Cases Commenced, Pending and Terminated Showing Method of Disposition, 1983 - 1984	173
E	Median Time Intervals in Cases Terminated After Hearing or Submission by Circuit, 1984	174
F	Comparison of Criminal Cases Commenced, Terminated and Pending, Districts within the Eighth Circuit, Total Eighth Circuit, and Total U.S. District Courts, 1983 - 1984	175
G	Comparison of Civil Cases Commenced, Terminated and Pending, Districts Within the Eighth Circuit, Total Eighth Circuit, and Total U.S. District Courts, 1983 - 1984	175
H	Method of Termination of Civil Cases by Districts Within the Eighth Circuit, Total Eighth Circuit, and Total U.S. District Courts, 1984	176
I	Length of Time Pending of Civil Cases, Districts Within the Eighth Circuit, Total Eighth Circuit, and Total U.S. District Courts, 1984	177
J	Length of Time Pending of Land Condemnation Cases, Districts Within the Eighth Circuit, Total Eighth Circuit, and Total U.S. District Courts, 1984	178
K	Bankruptcy Court Petition Caseload By District - 1981	179
L	Bankruptcy Court Petition Caseload By District - 1982	179
M	Bankruptcy Court Petition Caseload By District - 1983	180
N	Bankruptcy Court Petition Caseload By District - 1984	180
O	Bankruptcy Court Adversary Proceedings By District - 1984	181

I

INSTITUTIONS AND OFFICES

TABLE 1

**Judges and Judgeships
as of December 31, 1984**

Judgeships Summary

	Authorized Judgeships	Active Judges	Vacancies	Senior Judges
Total Court of Appeals	10	9	1	2
Total District Courts	38	35	3	17
Total Bankruptcy Courts	<u>18</u>	<u>18</u>	<u>0</u>	<u>0</u>
Total Eighth Circuit	66	62	4	19

Districts:

Eastern District of Arkansas
 District Court
 Bankruptcy Court

4	4	0	0
2	2	0	0

Western District of Arkansas
 District Court
 Bankruptcy Court *

3	2	1	2
---	---	---	---

Northern District of Iowa
 District Court
 Bankruptcy Court

1.5	1.5	0	0.5
1	1	0	0

Southern District of Iowa
 District Court
 Bankruptcy Court

2.5	2.5	0	0.5
1	1	0	0

Minnesota
 District Court
 Bankruptcy Court

7	6	1	2
5	5	0	0

Eastern District of Missouri
 District Court
 Bankruptcy Court

6	5	1	4
3	3	0	0

Western District of Missouri
 District Court
 Bankruptcy Court

6	6	0	4
3	3	0	0

Nebraska
 District Court
 Bankruptcy Court

3	3	0	2
1	1	0	0

North Dakota
 District Court
 Bankruptcy Court

2	2	0	1
1	1	0	0

South Dakota
 District Court
 Bankruptcy Court

3	3	0	1
1	1	0	0

*Bankruptcy Judges from EDA also serve in WDA.

TABLE 2

**NON JUDICIAL PERSONNEL
AS OF JUNE 30, 1984**

	<u>Total Personnel</u>	<u>*Legal Professional Personnel</u>	<u>*Professional, Administrative, and Technical Personnel</u>	<u>*Legal Secretarial Personnel</u>	<u>*Office/ Clerical Personnel</u>
Total, All Eighth Circuit Courts	875	179	261	124	311
Court of Appeals**	114	51	19	28	16
Total District Courts	595	112	217	76	190
Eastern District of Arkansas	66	13	24	9	20
Western District of Arkansas	30	4	10	3	13
Northern District of Iowa	26	5	11	2	8
Southern District of Iowa	33	6	11	6	10
Minnesota	94	19	34	12	29
Eastern District of Missouri	109	18	38	14	39
Western District of Missouri	120	23	46	15	36
Nebraska	47	11	16	9	11
North Dakota	31	5	14	3	9
South Dakota	39	8	13	3	15
Total Bankruptcy Courts	166	16	25	20	105
Eastern District of Arkansas	21	2	5	2	12
Western District of Arkansas***	0	0	0	0	0
Northern District of Iowa	13	1	1	2	9
Southern District of Iowa	14	1	1	2	10
Minnesota	39	4	5	5	25
Eastern District of Missouri	23	3	5	3	12
Western District of Missouri	26	2	4	3	17
Nebraska	14	1	1	1	11
North Dakota	8	1	2	1	4
South Dakota	8	1	1	1	5

* See Table A in the appendix for positions and occupations included in these categories.

** Includes Federal Public Defender's offices.

*** No separate Bankruptcy Court.

UNITED STATES COURT OF APPEALS

United States Court of Appeals

Mailing Address

Judges

Donald P. Lay, Chief Judge
(FTS-725-5838)
(612-725-5838)

560 Federal Courts Building
316 N. Robert Street
St. Paul, Minnesota 55101

Gerald W. Heaney
(FTS-783-9342)
(218-727-6692 X-342)

315 Federal Building
Duluth, Minnesota 55802

Myron H. Bright
(FTS-783-5127)
(701-237-0500)

P.O. Box 2707
Fargo, North Dakota 58108

(FTS-279-5619)
(314-425-5619)

533 U.S. Court & Custom House
St. Louis, Missouri 63101

Donald R. Ross
(FTS-864-4647)
(402-221-4647)

P.O. Box 307
Omaha, Nebraska 68101

Theodore McMillian
(FTS-279-5601)
(314-425-5601)

526 U.S. Court & Custom House
St. Louis, Missouri 63101

Richard S. Arnold
(FTS-740-5521)
(501-378-5521)

P.O. Box 429
Little Rock, Arkansas 72203

John R. Gibson
(FTS-758-7391)
(816-221-2474)

851 U.S. Courthouse
811 Grand Avenue
Kansas City, Missouri 64106

George G. Fagg
(FTS-862-6219)
(515-284-6219)

301 U.S. Courthouse
Des Moines, Iowa 50309

Pasco M. Bowman
(FTS-758-3269)
(816-374-3269)

819 U.S. Courthouse
811 Grand Avenue
Kansas City, MO 64106

United States Court of Appeals

Mailing Address

Senior Judges

Floyd R. Gibson
(FTS-758-3169)
(816-842-9450)

837 U.S. Courthouse
811 Grand Avenue
Kansas City, Missouri 64106

J. Smith Henley
(FTS Operator-740-5011)
(501-741-2353)

200 Federal Building
Harrison, Arkansas 72601

Chief Judge's Office

June Boadwine, Admin. Ass't
to the Chief Judge
(FTS-725-7311)
(612-725-7311)

560 Federal Courts Building
316 N. Robert Street
P.O. Box 75908
St. Paul, Minnesota 55101

Circuit Executive

Lester C. Goodchild
(FTS-279-6219)
(314-425-6219)

542 U.S. Court & Custom House
St. Louis, Missouri 63101

Assistant Circuit Executive

Millie Adams

Clerk's Office

Robert D. St. Vrain, Clerk of Court
(FTS-279-5609)
(314-425-5609)

511 U.S. Court & Custom House
St. Louis, Missouri 63101

Michael E. Gans, Chief Deputy Clerk
(FTS-279-5616)
(314-425-5616)

511 U.S. Court & Custom House
St. Louis, Missouri 63101

Linda Penberthy, Senior Deputy Clerk
(FTS-279-5666)
(314-425-5666)

511 U.S. Court & Custom House
St. Louis, Missouri 63101

Dave Maland, Deputy Clerk in-Charge
(FTS-725-5971)
(612-725-5971)

525 Federal Courts Building
316 N. Robert Street
St. Paul, Minnesota 55101

United States Court of Appeals

Mailing Address

John H. Martin, Director
Pre-Argument Conference Program
(FTS-279-5669)
(314-425-5669)

547 U.S. Court & Custom House
St. Louis, Missouri 63101

Staff Attorneys' Office

Sheila Greenbaum, Senior Staff Attorney
(FTS-279-5620)
(314-425-5620)

535 U.S. Court & Custom House
St. Louis, Missouri 63101

U.S. Courts Libraries

Ann T. Fessenden, Circuit Librarian
(FTS-279-4930)
(314-425-4930)

605 U.S. Court & Custom House
St. Louis, Missouri 63101

Kathryn Kratz, Branch Librarian
(FTS-725-7177)
(612-725-7177)

543 Federal Courts Building
St. Paul, Minnesota 55101

Allison Pitcock, Branch Librarian
(FTS-740-5039)
(501-378-5039)

220 U.S. Post Office & Courthouse
Little Rock, Arkansas 72201

Melinda G. Hess, Branch Librarian
(FTS-864-4768)
(402-221-4768)

9401 U.S. Courthouse
Omaha, Nebraska 68101

Glenda McKnight, Branch Librarian
(FTS-862-6228)
(515-284-6228)

306 U.S. Courthouse
Des Moines, Iowa 50309

M. Tranne Pearce, Branch Librarian
(FTS-758-2937)
(816-221-2937)

805 U.S. Courthouse
811 Grand Avenue
Kansas City, MO 64106

UNITED STATES DISTRICT AND BANKRUPTCY COURTS

UNITED STATES DISTRICT & BANKRUPTCY COURTS

ARKANSAS, EASTERN

District Court

Judges

Garnett Thomas Elsele, Chief Judge
P.O. Box 3684
Little Rock 72203
(FTS-740-5960)
(501-378-5960)

Elsijane Trimble Roy
U.S. P.O. & Courthouse
P.O. Box 3255
Little Rock 72203
(FTS-740-5866)
(501-378-5866)

William Ray Overton
P.O. Box 1540
Little Rock 72203
(FTS-740-5682)
(501-378-5682)

Henry Woods
P.O. Box 3683
Little Rock 72203
(FTS-740-5593)
(501-378-5593)

George Howard, Jr.
P.O. Box 349
Little Rock 72203
(FTS-740-6122)
(501-378-6122)

Senior Judge
Oren Harris
P.O. Box 1733
Eldorado 71730
(501-862-1303)

Magistrates

Robert W. Faulkner
P.O. Box 1958
Little Rock 72203
(FTS-740-6107)
(501-378-6107)

Henry L. Jones, Jr.
P.O. Box 339
Little Rock 72203
(FTS-740-5853)
(501-378-5853)

Lindsey J. Fairley*
P.O. Box 1059
West Memphis 72301
(501-735-7220)

Marian F. Penix*
P.O. Box 1306
Jonesboro 72401
(501-932-7449)

Clerk

Carl R. Brents
P.O. Box 869
Little Rock 72203
(FTS-740-5353)
(501-378-5353)

Divisional Offices with
Resident Deputy in Charge

Room 203, Federal Bldg.
& Courthouse
Jonesboro 72401
(501-932-3361)

P.O. Box 8307
Pine Bluff 71611
(FTS-542-6136)

Chief Probation Officer

Beal Kidd
P.O. Box 547
543 U.S. Post Office
& Courthouse
Little Rock 72203
(FTS-740-5745)
(501-378-5745)

* Indicates part-time U.S. Magistrate

Bankruptcy Court

Judges

Robert F. Fussell, Chief Judge

U.S. Post Office
& Courthouse
P.O. Drawer 2381
Little Rock 72203
(FTS-740-6357)
(501-378-6357)

James G. Mixon

U.S. Post Office
& Courthouse
P.O. Drawer 2381
Little Rock 72203
(FTS-740-6357)
(501-378-6357)

Clerk

Miss Peggy A. Carroll

P.O. Drawer 2381
Little Rock 72203
(FTS-740-6357)
(501-378-6357)

ARKANSAS, WESTERN

District Court

Judges

H. Franklin Waters, Chief Judge

P.O. Box 1606
Fort Smith 72902
(FTS-740-3453)
(501-783-2898)

Elsijane Trimble Roy

U.S. P.O. & Courthouse
P.O. Box 3225
Little Rock 72203
(FTS-740-5866)
(501-378-5866)

George Howard, Jr.

P.O. Box 349
Little Rock 72203
(FTS-740-6031)
(501-378-6031)

Senior Judges

Oren Harris

P.O. Box 1733
El Dorado 71730
(501-862-1303)

Paul X Williams

P.O. Box 1623
Fort Smith 72902
(FTS-740-3408)
(501-783-2345)

Magistrates

Ned A. Stewart, Jr.

P.O. Box 1525
Fort Smith 72902
(FTS-740-3428)
(501-783-7045)

Charles G. Vacarro*

225 Woodbine
Hot Springs 71901
(501-321-1136)

William S. Walker*

P.O. Box 729
Harrison 72601
(501-741-3448)

John S. Brooks*

403 First National Bank Building
El Dorado 71730
(501-863-6720)

* Indicates U.S. part-time U.S. Magistrate

Clerk

Beverly R. Stites
P.O. Box 1523
Fort Smith 72902
(FTS-740-3419)
(501-783-6833)

Chief Probation Officer

Thomas F. Mears
P.O. Box 1564
Room 252, P.O. Building
Sixth & Rogers
Fort Smith 72902
(FTS-740-3466)
(501-783-8050)

**Divisional Office with
Resident Deputy in Charge**

P.O. Box 2746
Texarkana 75501
(FTS-749-8218)
(501-773-3381)

P.O. Drawer 1
Hot Springs 71901
(501-623-6411)

P.O. Box 1566
Eldorado 71730
(501-862-1202)

Room 523, Federal Bldg.
& U.S. Courthouse
Fayetteville 72701
(FTS-740-0608)
(501-521-6980)

Bankruptcy Court

Bankruptcy Court Judges and Clerk for the Western District of Arkansas are listed in the Eastern District of Arkansas section.

IOWA, NORTHERN**District Court****Judges**

Edward J. McManus, Chief Judge
Federal Building
P.O. Box 4815
Cedar Rapids 52407
(FTS-863-2464)
(319-399-2464)

Donald E. O'Brien**
P.O. Box 267
Sioux City 51102
(FTS-862-3317)
(712-233-3317)

Senior Judge

William C. Hanson
U.S. Courthouse
Des Moines 50309
(FTS-862-4638)
(515-284-4638)

Magistrates

James D. Hodges, Jr.
P.O. Box 4411
Cedar Rapids 52407
(FTS-863-2467)
(319-399-2467)

Paul Wayne Deck, Jr.*
635 Frances Building
Sioux City 51101
(712-255-3573)

* Indicates part-time U.S. Magistrate

** Will become Chief Judge on February 9, 1985

Clerk

William J. Kanak
Federal Building
P.O. Box 4411
Cedar Rapids 52407
(FTS-863-2566)
(319-399-2566)

Chief Probation Officer

Michael Ebinger
P.O. Box 4558
200 Federal Building
Cedar Rapids 52407
(FTS-863-2468)
(319-399-2468)

**Divisional Offices with
Resident Deputy in Charge**

Federal P.O. Building
P.O. Box 1348
Sioux City 51102
(FTS-862-3203)
(712-233-3203)

Bankruptcy Court

Judge

William W. Thinner
P.O. Box 4371
1st Floor Federal Bldg.
& Courthouse
Cedar Rapids 52407
(FTS-863-2524)
(319-399-2524)

Clerk

Mrs. Barbara A. Everly
P.O. Box 4371
1st Floor Federal Bldg.
& Courthouse
Cedar Rapids 52407
(FTS-863-2473)
(319-399-2473)

IOWA, SOUTHERN

District Court

Judges

William C. Stuart, Chief Judge
103 U.S. Courthouse
E. 1st & Walnut Streets
Des Moines 50309
(FTS-862-4356)
(515-284-4356)

Donald E. O'Brien
P.O. Box 3141
Sioux City 51102
(FTS-862-3317)
(713-233-3317)

Harold D. Vietor**
221 U.S. Courthouse
Des Moines 50309
(FTS-862-4420)
(515-284-4420)

Senior Judge

William C. Hanson
221 U.S. Courthouse
Des Moines 50309
(FTS-862-4638)
(515-284-4638)

**** Will become Chief Judge on May 1, 1985**

Magistrates

R. E. Longstaff

407 U.S. Courthouse
E. 1st & Walnut Streets
Des Moines 50309
(FTS-862-4735)
(515-284-4735)

W. Scott Power*

321 N. 3rd Street
Burlington 52601
(319-754-6587)

Richard W. Peterson*

P.O. Box 1661
Council Bluffs 51502
(712-323-5880)

Celeste F. Bremer*

417 U.S. Courthouse
Des Moines, IA 50309
(FTS-862-6200)
(515-284-6200)

Clerk

James R. Rosenbaum

Room 200, U.S. Courthouse
E. 1st & Walnut Streets
Des Moines 50309
(FTS-862-4381)
(515-284-4381)

Divisional Offices with Resident Deputy in Charge

P.O. Box 307
Council Bluffs 51502
(FTS-864-5517)
(712-325-5517)

P.O. Box 256
Davenport 52805
(FTS-863-1436)
(319-322-3223)

Chief Probation Officer

Edwin G. Allts

311 U.S. Courthouse
Des Moines 50309
(FTS-862-4368)
(515-284-4368)

Bankruptcy Court

Judge

Richard F. Stageman

312 U.S. Courthouse
E. 1st & Walnut Streets
Des Moines 50309
(FTS-862-6229)
(515-284-6229)

Clerk

Mrs. Marguerite F. Lary

318 U.S. Courthouse
E. 1st & Walnut Streets
Des Moines 50309
(FTS-862-4231)
(515-284-4231)

*** Indicates part-time U.S. Magistrate**

MINNESOTA

District Court

Judges

Miles W. Lord, Chief Judge
684 U.S. Courthouse
110 S. 4th Street
Minneapolis 55401
(FTS-787-5190)
(612-349-5190)

Donald D. Alsop**
760 Federal Building
316 N. Robert Street
St. Paul 55101
(FTS-725-7169)
(612-725-7169)

Harry H. MacLaughlin
669 U.S. Courthouse
110 S. 4th St.
Minneapolis 55401
(FTS-787-5350)
(612-349-5350)

Robert G. Renner
738 U.S. Courthouse
316 N. Robert Street
St. Paul 55101
(FTS-725-7071)
(612-725-7071)

Diana E. Murphy
609 U.S. Courthouse
110 S. 4th Street
Minneapolis 55401
(FTS-787-5200)
(612-349-5200)

Paul A. Magnuson
754 Federal Court Bldg.
316 N. Robert Street
St. Paul 55101
(FTS-725-5967)
(612-725-5967)

Senior Judges

Earl R. Larson
670 U.S. Courthouse
110 S. 4th Street
Minneapolis 55401
(FTS-725-2577)
(612-725-2577)

Edward J. Devitt
730 Federal Building
316 N. Robert Street
St. Paul 55101
(FTS-725-5944)
(612-725-5944)

Magistrates

J. Earl Cudd
568 U.S. Courthouse
110 S. Fourth Street
Minneapolis 55401
(FTS-787-3375)
(612-349-3375)

Janice M. Symchych
604 Federal Court Building
316 N. Robert Street
St. Paul 55101
(FTS-725-7181)
(612-725-7181)

Patrick J. McNulty
412 U.S. Courthouse
Duluth 55802
(FTS-783-9273)
(218-727-6692 x 273)

Floyd E. Boline
570 U.S. Courthouse
110 S. Fourth Street
Minneapolis 55401
(FTS-787-3370)
(612-349-3370)

Margaret Seelye Treuer*
P.O. Box 851
Bemidji 56601
(218-751-6116)

Clerk

Francis E. Dosai
708 Federal Building
316 N. Robert Street
St. Paul 55101
(FTS-725-7179)
(612-725-7179)

Divisional Office With Resident Deputy in Charge

514 U.S. Courthouse
110 S. 4th Street
Minneapolis 55401
(FTS-725-2383)
(612-725-2383)

* Indicates part-time U.S. Magistrate

** Will become Chief Judge on July 1, 1985

Chief Probation Office

Glenn Baskfield
426 U.S. Courthouse
110 S. 4th Street
Minneapolis 55401
(FTS-725-2872)
(612-725-2872)

Federal Public Defender

Daniel M. Scott
174 U.S. Courthouse
110 S. 4th Street
Minneapolis 55401
(FTS-787-5355)
(612-349-5355)

417 U.S. Courthouse
Duluth 55802
(FTS-783-9251)
(218-727-6692)

Bankruptcy Court

Judges

John J. Connelly, Chief Judge
614 U.S. Courthouse
316 N. Robert Street
St. Paul 55101
(FTS-725-7736)
(612-725-7736)

Margaret A. Mahoney
600 Galaxy Building
330 2nd Avenue, S.
Minneapolis 55401
(FTS-787-5160)
(612-349-5160)

Gregory F. Kishel
406 U.S. Post Office
& Courthouse
Duluth 55802
(FTS-783-9248)

Robert J. Kressel
600 Galaxy Bldg.
330 Second Ave., South
Minneapolis 55401
(FTS-787-5160)
(612-349-5160)

Dennis D. O'Brien
636 U.S. Courthouse
316 N. Robert Street
St. Paul 55101
(FTS-725-7738)
(612-725-7738)

Clerk

Timothy R. Walbridge
600 Galaxy Building
330 2nd Avenue, S.
Minneapolis 55401

**Divisional Offices With
Resident Deputy In Charge**

416 U.S. P.O. & Courthouse
Duluth 55802
(FTS-783-9253)
(218-727-6692)

629 Federal Building
316 N. Robert Street
St. Paul 55101
(FTS-725-7184)
(612-725-7184)

MISSOURI, EASTERN

District Court

Judges

John F. Nangle, Chief Judge
* St. Louis 63101
(FTS-279-5603)
(314-425-5603)

Edward L. Filippine
* St. Louis 63101
(FTS-279-5623)
(314-425-5623)

William L. Hungate
* St. Louis 63101
(FTS-279-5550)
(314-425-5550)

* U.S. Court & Custom House, 1114 Market St.

Olyde S. Cahill
* St. Louis 63101
(FTS-279-6225)
(314-425-6225)

Stephen N. Limbaugh
* St. Louis 63101
(FTS-279-5625)
(314-425-5625)

Senior Judges

Roy W. Harper**
* St. Louis 63101
(FTS-279-4220)
(314-425-4220)

John K. Regan
* St. Louis 63101
(FTS-279-4219)
(314-425-4219)

James H. Meredith
* St. Louis 63101
(FTS-279-4217)
(314-425-4217)

William R. Collinson
U.S. Courthouse
870 Boonville
Springfield 65801
(FTS-754-2727)
(417-865-3853)

H. Kenneth Wangelin**
Federal Building
339 Broadway
Cape Girardeau 63701
(314-334-7107)

Magistrates

William S. Bahn
106 U.S. Courthouse
1114 Market Street
St. Louis 63101
(FTS-279-4226)
(314-425-4226)

David D. Noce
U.S. Courthouse
1114 Market Street
St. Louis 63101
(FTS-279-6325)
(314-425-6325)

John L. Oliver, Jr.***
P.O. Box 559
Cape Girardeau 63701
(314-335-8278)

Robert D. Kingsland
803 U.S. Courthouse
1114 Market Street
St. Louis 63101
(FTS-279-4518)
(314-425-4518)

Clerk

Mrs. Eyvon Mendenhall
U.S. Courthouse
1114 Market Street
St. Louis 63101
(FTS-279-6056)
(314-425-6056)

Chief Probation Officer

Jerome F. Lawrenz
111 U.S. Courthouse
1114 Market Street
St. Louis 63101
(FTS-279-4585)

Divisional Offices with Resident Deputy in Charge

Federal Building
339 Broadway
Cape Girardeau 63701
(314-335-8535)

* U.S. Court & Custom House, 1114 Market St.

** Also designated as a Judge for Missouri, Western

*** Indicates part-time U.S. Magistrate

Federal Public Defender

David R. Freeman
P.O. Box 2379
East St. Louis 62202
(FTS-277-9331)
(618-274-2200)

St. Louis Office
Room 835
U.S. Courthouse
1114 Market St.
St. Louis 63101
(FTS-279-6186)
(314-425-6186)

Bankruptcy Court

Judges

Robert E. Brauer, Chief Judge
730 U.S. Courthouse
1114 Market Street
St. Louis 63101
(FTS-279-4222)
(314-425-4222)

James J. Barta
730 U.S. Courthouse
1114 Market Street
St. Louis 63101
(FTS-279-4222)
(314-425-4222)

David P. McDonald
730 U.S. Courthouse
1114 Market Street
St. Louis 63101
(FTS-279-4222)
(314-425-4222)

Clerk

William D. Rund
730 U.S. Courthouse
1114 Market Street
St. Louis 63101
(FTS-279-4222)
(314-425-4222)

MISSOURI, WESTERN

District Court

Judges

Russell G. Clark, Chief Judge
320 U.S. Courthouse
870 Boonville St.
Springfield 65801
(FTS-754-2746)
(417-865-3741)

Scott O. Wright**
Room 613
811 Grand Avenue
Kansas City 64106
(FTS-758-5012)
(816-221-6271)

Howard F. Sachs
Room 443
811 Grand Avenue
Kansas City 64106
(FTS-758-6302)
(816-221-6257)

Joseph E. Stevens, Jr.*
Room 404
811 Grand Avenue
Kansas City 64106
(FTS-758-7393)
(816-221-2556)

D. Brook Bartlett
Room 654
811 Grand Avenue
Kansas City 64106
(FTS-758-7395)
(816-221-2790)

Ross T. Roberts
Room 716
811 Grand Avenue
Kansas City 64106
(FTS-758-6509)
(816-374-6509)

* Also designated as a Judge for Missouri, Eastern

** Will become Chief Judge on January 1, 1985

Senior Judges

William H. Becker
Room 741
811 Grand Avenue
Kansas City 64106
(FTS-758-3160)
(816-842-8258)
(816-374-3160)

John W. Oliver
Room 707
811 Grand Avenue
Kansas City 64106
(FTS-758-3060)
(816-842-8411)

William R. Collinson
U.S. Courthouse
870 Boonville
Springfield 65801
(FTS-754-2727)
(816-865-3853)

Elmo B. Hunter
Room 659
811 Grand Avenue
Kansas City 64106
(FTS-758-3260)
(816-421-7077)

Magistrates

Calvin K. Hamilton
231 U.S. Courthouse
811 Grand Avenue
Kansas City 64106
(FTS-758-5881)
(816-374-5881)

Richard H. Ralston
221 U.S. Courthouse
811 Grand Avenue
Kansas City 64106
(FTS-758-6151)
(816-374-6151)

James C. England
P.O. Box 590
Springfield 65801
(FTS-754-2733)
(417-865-3761)

Clerk

Robert F. Connor
Room 201
811 Grand Avenue
Kansas City 64106
(FTS-758-2811)
(816-374-2811)

Divisional Offices with Resident Deputy in Charge

206 U.S. Courthouse
302 Joplin Street
Joplin 64801
(FTS-754-4227)
(417-623-6536)

Chief Probation Officer

Billy G. Drown
253 U.S. Courthouse
811 Grand Avenue
Kansas City 64106
(FTS-758-3921)
(816-374-3921)

310 U.S. Courthouse
131 West High Street
Jefferson City 65102
(FTS-276-5519)
(314-636-4015)

229 U.S. Courthouse
201 S. 8th Street
St. Joseph 64501
(FTS-754-6431)
(816-279-2428)

Federal Public Defender

Raymond C. Conrad, Jr.
P.O. Box 2635
424 Scarritt Building
818 Grand Avenue
Kansas City 64142
(FTS-758-5851)
(816-374-5851)

305 U.S. Courthouse
870 Boonville Street
Springfield 65801
(FTS-754-2725)
(417-865-8361)

Suite 3-104
1949 East Sunshine
Springfield 65804
(FTS-754-2757)
(417-881-4090)

Bankruptcy Court

Judges

Frank P. Barker, Jr., Chief Judge
905 U.S. Courthouse
811 Grand Avenue
Kansas City 64106
(FTS-758-3054)
(816-374-3054)

Dennis J. Stewart
903 U.S. Courthouse
811 Grand Avenue
Kansas City 64106
(FTS-758-6146)
(816-374-6146)

Joel Pelofsky
921 U.S. Courthouse
811 Grand Avenue
Kansas City 64106
(FTS-758-2180)
(816-374-2180)

Clerk

Ms. Diane Petro
913 U.S. Courthouse
811 Grand Avenue
Kansas City 64106
(FTS-758-3321)
(816-374-3321)

NEBRASKA

District Court

Judges

Warren K. Urbom, Chief Judge
586 Federal Building
100 Centennial Mall North
Lincoln 68508
(FTS-541-5231)
(402-471-5231)

Albert G. Schatz
9420 U.S. Courthouse
& P.O. Building
P.O. Box 607
Downtown Station
Omaha 68101
(FTS-864-3421)
(402-221-3421)

Clarence A. Beam
P.O. Box 1297, DTS
Omaha 68101
(FTS-864-3615)
(402-221-3615)

Senior Judges

Robert Van Pelt
566 Federal Building
100 Centennial Mall North
Lincoln 68508
(FTS-541-5228)
(402-471-5228)

Richard E. Robinson
9425 U.S. Courthouse
& P.O. Building
P.O. Box 1457
Downtown Station
Omaha 68101
(FTS-864-4766)
(402-221-4766)

Magistrates

Richard C. Peck
P.O. Box 457
Omaha 68101
(FTS-864-4178)
(402-221-4178)

Richard W. Satterfield*
P.O. Box 669
North Platte 69101
(308-532-4466)

David L. Plester
538 Federal Building
Lincoln 68508
(FTS-541-5235)
(402-471-5235)

Clerk

William L. Olson
9000 U.S. Courthouse & P.O. Bldg.
P.O. Box 129
Downtown Station
Omaha 68101
(FTS-864-4761)
(402-221-4761)

Divisional Offices with Resident Deputy in Charge

593 Federal Building
100 Centennial Mall North
Lincoln 68508
(FTS-541-5225)
(402-471-5225)

Chief Probation Officer

Burton L. Matthies
P.O. Box 1516
215 North 17th Street
Omaha 68101
(FTS-864-4785)
(402-221-4785)

Bankruptcy Court

Judge

David L. Crawford
P.O. Box 1197
Downtown Station
8323 New Federal Building
Omaha 68101
(FTS-864-3155)
(402-221-3155)

Clerk

Mrs. Judith M. Napier
P.O. Box 428
Downtown Station
8419 New Federal Building
Omaha 68101
(FTS-864-4687)
(402-221-4687)

NORTH DAKOTA

District Court

Judges

Paul Benson, Chief Judge
P.O. Box 3164
Fargo 58102
(FTS-783-5661)
(701-237-5771 X 661)

Bruce M. Van Sickle
P.O. Box 670
411 U.S. Courthouse
Bismarck 58501
(FTS-783-4293)
(701-255-4011 X 193)

Senior Judge

Ronald N. Davies
P.O. Box 750
Fargo 58102
(FTS-783-5122)
(701-237-5771 X 122)

* Indicates part-time U.S. Magistrate

Magistrates

Dwight C. H. Kautzman*
P.O. Box 100
Mandan 58554
(701-663-6568)

Karen K. Klein*
655 First Ave., North
Room 366
Fargo 58102
(701-237-5771 X 661)

David Kessler*
P.O. Box 756
Grand Forks 58201
(701-775-0669)

Kenneth K. Knutson*
204 Union National Annex
Minot 58701
(701-838-4200)

Ronald M. Dosch*
Ramsey County Courthouse
Devils Lake 58301
(701-662-5323 X 37)

Clerk

Edward J. Klecker
P.O. Box 1193
Bismarck 58501
(FTS-783-4295)
(701-255-4011 X 295)

Divisional Offices with Resident Deputy In Charge

P.O. Box 870
Fargo 58102
(FTS-783-5377)
(701-237-5771 X 377)

Chief Probation Officer

W. Dan Broome
P.O. Box 1817
655 1st Avenue North
Fargo 58107
(FTS-783-5123)
(701-273-5771)

Bankruptcy Court

Judge

William A. Hill
P.O. Box 1110
Fargo 58107
(FTS-783-5631)
(701-237-5771)

Clerk

Mrs. Ellen A. Johanson
P.O. Box 1110
Fargo 58107
(FTS-783-5129)
(701-783-5120)

SOUTH DAKOTA

District Court

Judges

Andrew W. Bogue, Chief Judge
318 Federal Building
& U.S. Courthouse
515 9th Street
Rapid City 57701
(FTS-782-1471)
(605-343-7784)

Donald J. Porter**
413 Federal Building
& U.S. Courthouse
Pierre 57501
(FTS-782-5291)
(605-224-0476)

John Bailey Jones
202 Federal Building
& U.S. Courthouse
400 S. Phillips
Cloux Falls 57102
(FTS-782-4563)
(605-339-9860)

* Indicates part-time U.S. Magistrate

** Will become Chief Judge July 1, 1985

Senior Judge

Fred J. Nichol
P.O. Box 844
Sioux Falls 57101
(FTS-782-4321)
(605-334-4111)

Magistrates

F. Thomas Parker*
312 Federal Building
515 Ninth Street
Rapid City 57701
(FTS-782-1243)
(605-343-6335)

Charles Poches, Jr.*
P.O. Box 617
Ft. Pierre 57532
(605-223-2572)

Carlyle E. Richards*
207 Midwest Building
Aberdeen 57401
(FTS-225-1295)

Frank P. Gibbs*
611 Security Building
9th & Main Streets
Sioux Falls 57102
(605-336-3700)

Clerk

William F. Clayton
Room 220, Fed Bldg.
& U.S. Courthouse
400 South Phillips Ave.
Sioux Falls 57102
(FTS-782-4447)
(605-338-5566)

Chief Probation Officer

Sylvan R. Hauff
257 Federal Bldg.
& U.S. Courthouse
515 Ninth St.
Rapid City 57701
(FTS-782-1474)
(605-342-4240)

Divisional Offices with Resident Deputy in Charge

Room 302, Fed. Bldg
& U.S. Courthouse
515-9th Street
Rapid City 57701
(FTS-782-1463)
(605-342-3066)

Room 405, P.O. and
U.S. Courthouse
Pierre 57501
(FTS-782-5264)
(605-224-5849)

Bankruptcy Court

Judge

Peder K. Ecker
Federal Building & Courthouse
400 S. Phillips Avenue
Sioux Falls 57102
(FTS-782-4541)
(605-336-9903)

Clerk

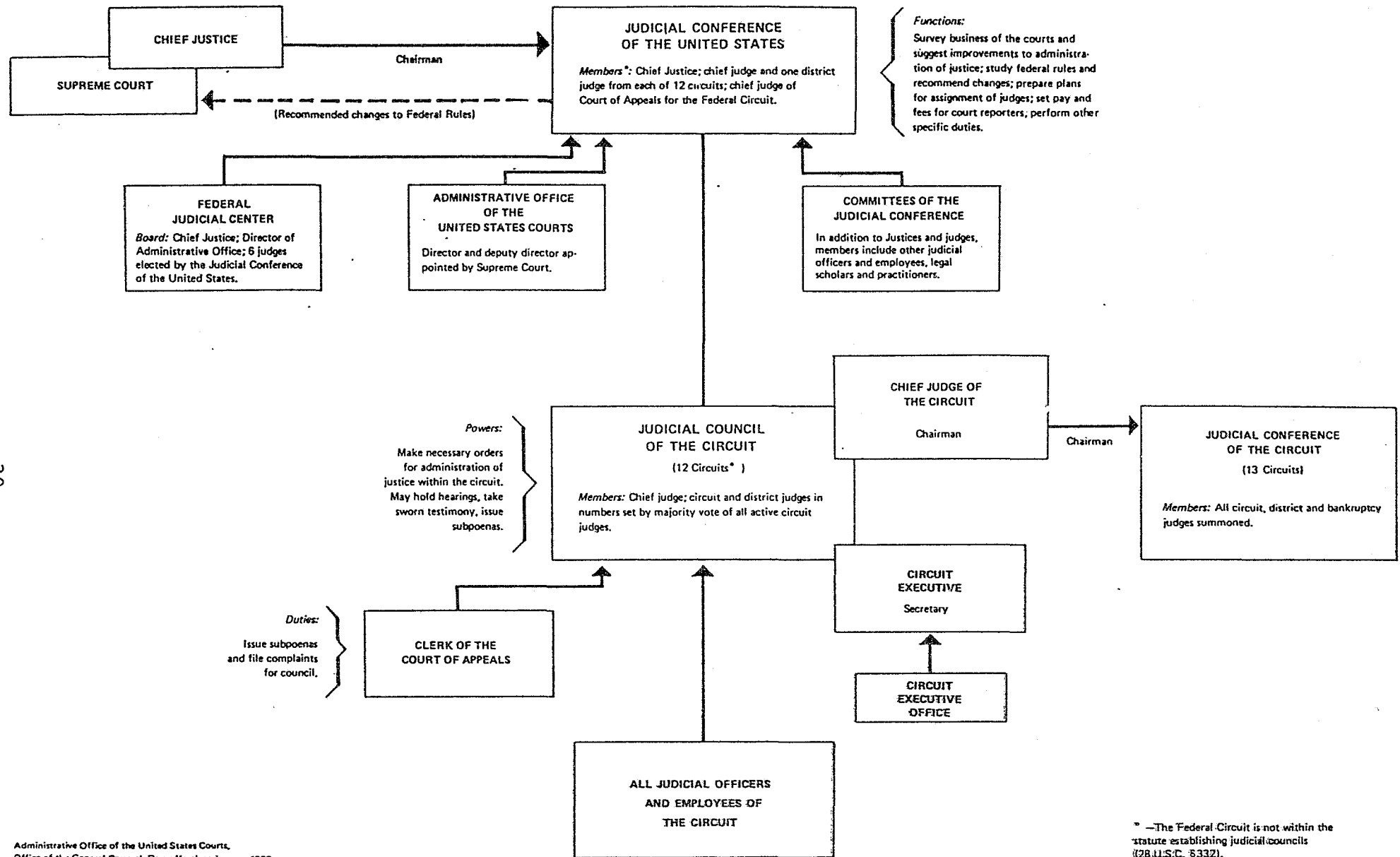
Patricia Merritt
Federal Building & Courthouse
400 S. Phillips Avenue
Sioux Falls 57102
(FTS-782-4541)
(605-336-9903)

* Indicates part-time U.S. Magistrate

II
JUDICIAL ADMINISTRATION

**JUDICIAL CONFERENCE
OF THE
UNITED STATES**

TABLE 3
FEDERAL JUDICIAL ADMINISTRATION



JUDICIAL ADMINISTRATION OF THE FEDERAL COURTS

Judicial Conference of the United States

Table 3 presents the general scheme of the administration of the federal courts. The Conference, chaired by the Chief Justice of the United States, determines administrative policy for the federal courts. It oversees the Administrative Office of the United States Courts and advises the legislative and executive branches on matters affecting the judiciary. In addition to the Chief Justice, its membership includes the chief judge of each judicial circuit and a district judge from each circuit chosen by the circuit and district judges of the circuit. During 1984 the Eighth Circuit was represented on the Judicial Conference of the United States by Chief Judge Donald P. Lay and Judge Albert G. Schatz from the District of Nebraska. Chief Judge Lay's term on the Judicial Conference runs concurrently with his term as chief judge. District Judge Schatz's term expires on August 28, 1987. During 1984 the following judges and lawyers from the Eighth Circuit were serving on the Committees of the Judicial Conference of the United States:

<u>Name of Judge</u>	<u>Court</u>	<u>Committee</u>
Judge Richard S. Arnold	Court of Appeals	Ad hoc Committee on Judicial Review Provision in Regulatory Reform Legislation (until May 1984) and Subcommittee on Judicial Improvements
Judge J. Smith Henley	Court of Appeals	Advisory Committee on Appellate Rules (until November 1984)
Judge Oren Harris	E&W Arkansas	Committee on the Judicial Branch
Chief Judge G. Thomas Eisele	E. Arkansas	Committee on the Administration of the Federal Magistrates System, and Committee on the Administration of the Bankruptcy System

Judge Theodore McMillian	Court of Appeals	Subcommittee on Federal State Relations
Judge Donald Alsop	Minnesota	Committee to Implement the Criminal Justice Act
Judge Edward J. Devitt	Minnesota	Implementation Committee on Admission of Attorneys to Federal Practice, and Committee to Review Circuit Council Conduct and Disability Orders
Judge William L. Hungate	E. Missouri	Advisory Committee on Criminal Rules, and Committee on the Budget
Chief Judge John F. Nangle	E. Missouri	Committee on the Operation of the Jury System
Judge James H. Meredith	E. Missouri	Committee to Review Circuit Council Conduct and Disability Orders
Judge Elmo B. Hunter	W. Missouri	Committee on Court Administration, Ad Hoc Committee on Judicial Review Provision in Regulatory Reform Legislation (until May 1984) and Ad Hoc Committee on Media Petition (until September 1984)
Judge Albert G. Schatz	Nebraska	Executive Committee, and Ad Hoc Committee to Monitor Regulations on Electronic Sound Recording
Judge Robert Van Pelt	Nebraska	Advisory Committee on Codes of Conduct
Chief Judge Paul Benson	N. Dakota	Committee on the Administration of the Criminal Law

<u>Name of Attorney</u>	<u>Office</u>	<u>Committee</u>
Thomas A. Deacy, Jr.	Kansas City, MO	Implementation Committee on Admissions of Attorneys to Federal Practices

The Conference meets in Washington, D.C. semi-annually, usually in March and in September. Its committees generally convene twice yearly also. During Judicial Conference week, the Chief Justice of the Supreme Court and the chief judges of the circuit courts hold a meeting which the circuit executives also attend.

Federal Judicial Center

The Center was established within the judicial branch by Congress in 1967.

The Board includes the chief justice, who serves as chairman by statute, the Director of Administrative Office and six judicial members who are elected by the Judicial Conference, two from the court of appeals three from the district courts and one from the bankruptcy courts. Chief Judge Warren K. Urbom of the District of Nebraska serves on the Board.

The Center carries out its work through four divisions:

1. Continuing Education and Training
2. Innovations and Systems Development
3. Research
4. Inter-judicial affairs and Information Services.

EIGHTH CIRCUIT JUDICIAL COUNCIL

EIGHTH CIRCUIT JUDICIAL COUNCIL

Since 1939, the judicial councils were comprised of all court of appeals judges in regular active service. On October 1, 1981, pursuant to 28 U.S.C. §33.2(a), the judicial councils were reconstituted and district judges were given representation on the councils. Such representation is to be determined by the active court of appeals judges subject to a statutory minimum. Thus, circuits with fewer than six court of appeals judges must provide for representation of at least two district judges. Circuits with six or more judges must have at least three district judges on their councils. Court of appeals judges also determine the number of court of appeals representatives on the council.

The first reconstituted Eighth Circuit Judicial Council was composed of all active court of appeals judges and three district court judges.

Effective October 1, 1983, the council was again reconstituted by adding two additional district judges. The method of selection and term of office of the five district judge members is as follows:

- (1) One member shall be the district judge who represents the circuit on the Judicial Conference of the United States and whose term of office on the Council shall run concurrently with the membership on the Conference.
- (2) The active district judges from the Eastern District of Arkansas, Western District of Arkansas, Eastern District of Missouri, and Western District of Missouri shall select from their ranks a total of two members. Such members shall serve two years. Membership shall rotate among the four districts.

- (3) The active district judges from the Northern District of Iowa, Southern District of Iowa, Minnesota, Nebraska, North Dakota, and South Dakota shall select from their ranks a total of two members. Such members shall serve two years. Membership shall rotate among the six districts.
- (4) A district shall not be represented by more than one judge.

Pursuant to the above plan, the following district court judges were selected to serve on the council:

- ° Chief Judge Edward J. McManus, Northern District of Iowa
- ° Chief Judge Andrew W. Bogue, District of South Dakota
- ° Judge Albert G. Schatz, District of Nebraska (representative on the Judicial Conference of the U.S.)
- ° Judge William R. Overton, Eastern District of Arkansas
- ° Judge Howard F. Sachs, Western District of Missouri

The council is required to hold at least two meetings a year. As a result of the Council's Committee Plan, the number of council meetings is kept to a minimum. That committee plan, which was adopted in 1980, and again in 1981 and 1983 by the reconstituted councils, provides that each committee chairman be authorized to determine, on behalf of the council, routine administrative matters requiring council approval. During 1983 almost all of the committee chairmen utilized this procedure to expedite the work of the council and to reduce burdens on other council members.

Table 4 presents a summary of the actions of the council and its committees from 1980 through 1984.

TABLE 4
EIGHTH CIRCUIT JUDICIAL COUNCIL ACTION
ON
DISTRICT COURT MATTERS
January 1, 1980 - December 31, 1984

	EAR	WAR	NIA	SIA	MN	EMO	WMO	NE	ND	SD
Speedy Trial Plan	1	1	1	1	1	1	1	1	1	1
EEO Plan	1							2	1	1
Magistrate										
Position or Salary	5	9	4	6	7	8	2	6	12	8
Additional Civil Jurisdiction	2	1		1	3	2	3	1		
Legal Assistant	2	1	1	1	5	3	3	2		
Space		1						2		1
Federal Public Defender										
Appointment					1		3			
Joint Plan or Branch Office		1			1	1	2			
Salaries					2		2			
Bankruptcy Judges Salaries										
or Positions	5	5	2	2	3	2	2	2	4	1
Transfer of Counties in Division				1						
Criminal Justice Act Plans		2				1	2			
Circuit and District										
Court Space	1	2			1	1	2	1		1
Senior Judge Personnel	2	5		4	4	16	22	8	4	4
Jury Plan	5	3	2	2	2	1	3	2	2	1
Court Reporter										
Contracts and Plans	3	3	2	1	6	2	3	1	3	5
Residency of District Judges		1			1	1	2			
Temporary Staff for Judges	9	5	1	1	5	9	2	4		
District Court Judgeships	2	2	1	1	1	2		1		

Numbers indicate individual matters council acted upon.

Complaints Against Judges

On October 1, 1981, the Judicial Council's Reform and Judicial Conduct and Disability Act of 1980 became effective. The purpose of the act was to provide an internal mechanism within the judicial branch to consider and act upon complaints against federal judges and magistrates. Each Judicial Council prescribes its own rules for conduct of proceedings under the act.

On July 16, 1981, the Council adopted Rules for the processing of complaints against judges and magistrates in the Eighth Circuit. These rules were amended in 1982 to require that all complaints be verified and filed on the form set out in the rules.

Copies of the revised rules are available to the public in the offices of the clerks of the court of appeals and district and bankruptcy courts throughout the Eighth Circuit.

During 1984, fourteen complaints were received by the Clerk's Office. Thirteen were dismissed by the Chief Judge. One was referred to the Judicial Council Investigation Committee and following corrective action it was dismissed as moot.

COMMITTEES OF THE JUDICIAL COUNCIL
MEMBERS
AND
AREAS OF RESPONSIBILITY

COMMITTEES

I. The following have been established as standing Judicial Council Committees:

District Court
Senior Judge
Magistrate
Bankruptcy
Operation of the Jury System
Calendar and Docket Management
Court Reporting Management
Executive Committee
Space and Property Committee

II. The following have been established as Ad Hoc Committees:

Federal Practice Committees

- III. The chief judge and the circuit executive shall be ex-officio members of all judicial council committees.
- IV. The administrative assistant to the chief judge shall act as reporter for each council committee.
- V. The council authorized the chairman of each Committee to take action on behalf of the council, on matters under its jurisdiction which require judicial council approval. Prior to approving any matter, the chief judge shall be notified of the matter which is under consideration and advised of the final action the chairman is considering taking.

Approvals given by the chairman pursuant to this delegation shall be communicated to all council members.

Any council member may request that any matter be referred to the full council for consideration.

DISTRICT COURT COMMITTEE

Composition October, 1983 - October 1985

Hon. Howard F. Sachs, Chairman
Hon. Edward J. McManus
Hon. Andrew W. Bogue
Hon. William R. Overton

Ex-Officio Members:
Chief Judge Donald P. Lay
Lester C. Goodchild, Circuit Executive

Reporter:
June Boadwine, Administrative Assistant
to the Chief Judge

The committee shall advise the council as to standards and policies concerning the council's administrative responsibilities for the district court. The committee shall review and recommend council action on district court matters which require judicial council approval.

SENIOR JUDGE COMMITTEE

Composition October 1983 - October 1985

Hon. Gerald W. Heaney, Chairman
Hon. Albert G. Schatz
Hon. Andrew W. Bogue

Ex-Officio Members:
Chief Judge Donald P. Lay
Lester C. Goodchild, Circuit Executive

Reporter:
June Boadwine, Administrative Assistant
to the Chief Judge

The committee shall advise the council as to standards and policies concerning senior judge matters, including retention by senior judges of staff and quarters. Annually, the committee will review the services performed by senior judges to determine whether such services are substantial as defined in the Standards For Senior Judges To Qualify For Retention Of Staff adopted by the council. A report shall be made to the Administrative Office of the Courts containing a recommendation as to the number of staff positions each senior judge should have in order to perform the senior judge's actual workload.

MAGISTRATES COMMITTEE

Composition October 1983 - October 1985

Hon. George G. Fagg, Chairman
Hon. Edward J. McManus

Ex-Officio Members:
Chief Judge Donald P. Lay
Lester C. Goodchild, Circuit Executive

Reporter:
June Boadwine, Administrative Assistant
to the Chief Judge

The committee shall advise the council on standards, policies and procedures concerning the magistrates and the administration of their offices in the Eighth Circuit. The committee shall meet with the magistrates at least once each year.

The committee shall review and recommend action on magistrate matters which require judicial council approval.

BANKRUPTCY COMMITTEE

Composition October 1983 - October 1985

Hon. Pasco M. Bowman, Chairman
Hon. William R. Overton

Ex-Officio Members:
Chief Judge Donald P. Lay
Lester C. Goodchild, Circuit Executive

Reporter:
June Boadwine, Administrative Assistant
to the Chief Judge

The committee shall advise the council on standards, policies and procedures concerning the administration and procedures of bankruptcy courts in the Eighth Circuit. The committee shall meet with the bankruptcy judges at least once each year.

The committee shall review and recommend action on bankruptcy matters which require circuit council approval.

COMMITTEE ON THE OPERATION OF THE JURY SYSTEM

Composition October 1983 - October 1985

Hon. Myron H. Bright, Chairman
Hon. Andrew W. Bogue

Ex-Officio Members:
Chief Judge Donald P. Lay
Lester C. Goodchild, Circuit Executive

Reporter:
June Boadwine, Administrative Assistant
to the Chief Judge

The committee will study and report on the operation of the jury system in the district courts and advise on methods and procedures that will lead to effective and economical jury utilization in the courts in the Eighth Circuit.

The committee shall review and recommend action on jury system matters which require judicial council approval.

CALENDAR AND DOCKET MANAGEMENT COMMITTEE

Composition October 1983 - October 1985

Hon. Donald P. Lay, Chairman
Hon. Edward J. McManus
Hon. Andrew W. Bogue
Hon. Howard F. Sachs
Hon. William R. Overton

Ex-Officio Member:
Lester C. Goodchild, Circuit Executive

Reporter:
June Boadwine, Administrative Assistant
to the Chief Judge

The committee shall advise the council on standards, policies, and procedures concerning the management of the dockets and calendars of the district courts in the Eighth Circuit. It shall recommend case management guidelines for council action, and shall recommend methods and procedures which the council can utilize to assist the district courts in managing their dockets.

COURT REPORTING MANAGEMENT COMMITTEE

Composition October 1983 - October 1985

Hon. Donald R. Ross, Chairman

Hon. Albert G. Schatz

Ex-Officio Members:

Chief Judge Donald P. Lay

Lester C. Goodchild, Circuit Executive

Reporter:

June Boadwine, Administrative Assistant
to the Chief Judge

The committee shall advise the council on standards, policies, and procedures concerning reporting and transcribing court proceedings in the Eighth Circuit.

The committee shall review and recommend action on court reporting matters which require judicial council approval.

EXECUTIVE COMMITTEE

Composition October 1983 - October 1985

Hon. Theodore McMillian, Chairman

Hon. Gerald W. Heaney

Hon. Edward J. McManus

Hon. Howard F. Sachs

Ex-Officio Members:

Chief Judge Donald P. Lay

Lester C. Goodchild, Circuit Executive

Reporter:

June Boadwine, Administrative Assistant
to the Chief Judge

The committee shall from time to time review the council's committee structure and make reports and recommendations to the council concerning the procedures and operations of the committees.

On the request of the chairman of a standing committee, or the chief judge, the full committee may act on behalf of the council as to any matters requiring immediate council action which cannot await a regular meeting of the council.

SPACE AND PROPERTY COMMITTEE

Composition October 1983 - October 1985

Hon. Donald P. Lay, Chairman
Hon. Gerald W. Heaney
Hon. Howard F. Sachs

Ex-Officio Member:
Lester C. Goodchild, Circuit Executive

Reporter:
June Boadwine, Administrative Assistant
to the Chief Judge

The committee shall advise the council on standards, policies, and procedures concerning the utilization and management of court space, property, and facilities.

The committee shall review and recommend action on space and property matters which require judicial council approval.

JUDICIAL CONFERENCE OF THE EIGHTH CIRCUIT

**Summary Report of the 1984 Judicial Conference
of the Eighth Circuit**

The 1984 Judicial Conference of the Eighth Circuit took place from July 23 through July 25, at the Hyatt Regency in Kansas City, Missouri. It is held annually to undertake the business of the courts and to explore means for improvement of the administration of justice in the federal courts. For the fourth year, registration was open to all lawyers interested in the improvement of the administration of justice in the federal courts. This practice was instituted in 1981 for the purpose of providing a more direct forum for lawyers to participate in the administrative business of the federal courts.

Among the 603 registered, there were 87 members of the federal judiciary from the Eighth Circuit, chief judges of state supreme courts, chief judges of the state intermediate appellate courts, deans of law schools in the circuit, attorneys general of the states in the circuit, United States attorneys in this circuit, presidents of state bar associations, the clerk of the court of appeals and the clerks of the district courts, members of the Federal Practice Committees, and 462 lawyers from the seven states comprising the Eighth Circuit. Total attendance, including members, spouses, and guests was 946.

The conference began with separate sessions, of the circuit and district judges, bankruptcy judges, magistrates and clerks of court. These were followed by general sessions.

Chief Judge Lay welcomed the participants at each of the general sessions.

New judges introduced were:

Hon. Pasco M. Bowman
U.S. Circuit Judge

Hon. Stephen N. Limbaugh
U.S. District Judge (E.D. Missouri)

Among the many outstanding speakers were Hon. Harry A. Blackmun, Associate Justice, U.S. Supreme Court; Hon. Joseph F. Weis, Jr. of the Third Circuit Court of Appeals; Professor Arthur R. Miller, Harvard Law School; Michael J. Remington, Chief Counsel House Judiciary Subcommittee on Courts; Irving Younger, Esq.; Hon. William H. Webster, Director, Federal Bureau of Investigation; and Hon. Robert Van Pelt, Senior District Judge, Nebraska.

A special program entitled "The Trial of Alger Hiss: A Celebrated Criminal Case and Its Place in American History" was presented by Mr. Irving Younger.

The Federal Practice Committee luncheon meetings were held in the afternoon on the first day of the Conference. Chief judges of the district courts presided over these sessions. Discussions at these meetings covered important subjects of concern to the bench and the bar in the Eighth Circuit with emphasis placed on Rule 16(b) of the Federal Rules of Civil Procedure.

The Program Committee responsible for the program for the Conference included Hon. John R. Gibson, chairman, and Hon. Theodore McMillian, assistant chairman; Hon. Harold D. Vietor, Hon. John B. Jones, and attorneys Roger P. Brosnahan, David Collins, Wendell L. Griffen, Karen M. Iverson, Philip Kaplan, Professor Randy H. Lee, George Rozmarin, Shulamith Simon, and R. Lawrence Ward.

The 1985 Judicial Conference is scheduled for July 24-26 at the Excelsior Hotel in Little Rock, Arkansas.

FEDERAL PRACTICE COMMITTEE

The committees in each district in the circuit is chaired by the chief district judge who designates two lawyer co-chairpersons. Membership in the committee includes a cross-section of lawyers and law teachers in each district.

The committees are to:

- ° Study the practice and procedure in the federal courts in the Eighth Circuit and recommend to the council and the district courts changes, improvements and methods to improve and expedite case processing.
- ° Advise the council and district courts as to programs that will assist in maintaining a high level of competency of all attorneys practicing in the federal courts.
- ° Work with law schools and bar associations within the districts to co-sponsor legal education seminars in federal practice and procedures for law students and federal court practitioners.
- ° Assist in the organization and conduct of the annual Eighth Circuit Judicial Conference, attend such conference, and annually review the list of attendees and recommend persons who should be invited to the conference.

The clerks of the respective district courts shall act as secretary to the committees and shall keep minutes of the meetings.

The following is a list of Committee members in each of the districts in the circuit.

Eastern District of Arkansas

Chairman:

Chief Judge G. Thomas Eisele

Co-Chairpersons:

Herschel H. Friday

William R. Wilson

Other members of the Committee are:

David Blair

Ellen B. Brantley

Darrell F. Brown

Martin G. Gilbert

Philip Kaplan

George Proctor

Stephen M. Reasoner

Carl Brents, Secretary

Western District of Arkansas

Chairman

Chief Judge H. Franklin Waters

Co-Chairpersons:

LeRoy Autrey

Robert L. Jones, Jr.

Other members of the Committee are:

Donald J. Adams

William S. Arnold

Terry Kirkpatrick

J. W. Looney

Don M. Schnipper

Dennis Shackelford

John Watkins

Bill B. Wiggins

Beverly Stites, Secretary

Northern District of Iowa

Chairman:

Chief Judge Edward J. McManus

Co-Chairpersons:

Thomas M. Collins

John J. Greer

Other members of the Committee are:

Stephen F. Avery

Robert M. Bertsch

Claire F. Carlson

Leo E. Fitzgibbons

Edward J. Gallagher, Jr.

William O. Gray

Wiley Mayne

William J. Rawlings

Robert L. Teig

William Kanak, Secretary

Southern District of Iowa

Chairmen:

Chief Judge William C. Stuart and

Judge Harold D. Vietor

Co-Chairpersons:

Ross H. Sidney

LeRoy R. Voigts

Other members of the Committee are:

Richard C. Bauerle

Lex Hawkins

Ronald M. Kayser

Don C. Nickerson

Peter J. Peters

Raymond Rosenberg

Lawrence F. Scalise

H. Richard Smith

Diane M. Stahle

Robert A. Van Vooren

David Walker

James Rosenbaum, Secretary

District of Minnesota

Chairman:

Chief Judge Miles W. Lord

Co-Chairman:

Charles H. Williams, Jr.

Ex Officio:

Judge Gerald W. Heaney

Other members of the Committee are:

Bernard Becker

John A. Cochrane

Andrew W. Danielson

Paul Day

W. James Fitzmaurice

Joseph S. Friedberg
John J. Killen, Jr.
Daniel M. Scott
Marcy Wallace
Francis E. Dosal, Secretary

Eastern District of Missouri

Chairman:
Chief Judge John F. Nangle

Co-Chairpersons:
Robert S. Allen
Eugene K. Buckley

Ex-Officio:
Judge Stephen N. Limbaugh
Magistrate David D. Noce

Other members of the Committee are:

Terry I. Adelman
Hollye Stolz Atwood
Kenneth M. Chackes
David Collins
Thomas Dittmeier
Elbert Dorsey
Manuel Drumm
Lawrence Grebel
Claire Halpern
Thomas Jayne
Louis Leonatti
Art Margulis
Michael Minton
Margaret Mooney
Sandra Moore
John Oliver
Donald W. Paule
Stephen Ringkamp
L. Joe Scott
Shulamith Simon
Thomas Wack
Donald L. Wolff
Eyvon Mendenhall, Secretary

Western District of Missouri

Chairman:
Chief Judge Russell G. Clark

Co-Chairpersons:
John Martin

Other members of the Committee are:

Richard F. Adams
William Anderson
David Brydon
Reggie C. Giffin
Jack Headley
Hollis Hanover
William A. Knox
Wendall Koerner
William McDonald
Charles Patterson
Malcolm Robertson
William T. Session
Richard P. Sprinkle
Tom Strong
Judith Whittaker
James R. Wyrsh
Claudia York
Robert F. Connor, Secretary

District of Nebraska

Chairman:
Chief Judge Warren K. Urbom

Co-Chairpersons:
J. Kirk Brown
David Herzog

Other members of the Committee are:

James M. Bausch
John H. Bernstein
Clyde Christian
Douglas L. Curry
Barbara Gaskins
Susan L. Jacobs
Jeffrey H. Jacobsen
Kile W. Johnson
Murray Ogborn
Cynthia Peters
Josephine R. Potuto
George Rozmarin
Scott Sidwell
Thomas Thalken
William L. Olson, Secretary

District of North Dakota

Chairmen:
Chief Judge Paul Benson

Co-Chairpersons:
James L. Lamb
Mitchell Mahoney

Other members of the Committee are:
Bruce B. Bair, Jr.
W. Daniel Broome

Patrick W. Durick
James S. Hill
Judith E. Howard
John D. Kelly
Karen K. Klein
Randy Lee
Patrick R. Morley
Irvin B. Nodland
Thomas E. Rutten
Rodney S. Webb
Edward J. Klecker, Secretary

District of South Dakota

Chairman:
Chief Judge Andrew W. Bogue

Co-Chairpersons:
John M. Costello
Stanley E. Siegel

Ex Officio:
Judge John B. Jones

Other members of the Committee are:
Richard K. Burke
Joseph M. Butler
William F. Day
Harold C. Doyle
Phillip N. Hogen
Charles Rick Johnson
Ross H. Oviatt
William G. Porter
Walter Reed
Robert Riter, Jr.
Donald R. Shultz
Deming Smith
Francis M. Smith
Charles M. Thompson
Bonnie P. Ulrich
William F. Clayton, Secretary

CIRCUIT EXECUTIVE'S OFFICE

CIRCUIT EXECUTIVE'S OFFICE

Background

Congress established the position of circuit executive in 1971 and prescribed the duties that may be delegated to the circuit executive. These include:

- ° Administer non-judicial activities, personnel, and budget of court of appeals.
- ° Maintain accounting systems, property control records, and space management programs.
- ° Conduct studies of the business and administration of courts within the circuits, prepare reports, and make recommendations.
- ° Collect, compile, and analyze statistical data for reports.
- ° Act in liaison with state courts, marshal's office, bar associations, civic groups, media, and others having interest in the circuit.
- ° Prepare agenda and attend meetings of judges of the circuit and circuit council.
- ° Prepare annual report with recommendations to expedite disposition of the business of the circuit.

In addition, the Bankruptcy Reform Act of 1978 provided that the circuit executive shall convene a merit screening committee for the purpose of passing on the qualifications of bankruptcy judges who are candidates for appointment or reappointment.

Each chief circuit judge and circuit council has great latitude as to what duties they wish the circuit executive to perform. It should be noted that the role of the circuit executive is an evolving one and will continue to be changed in order to meet the administrative needs of the federal courts.

In the Eighth Circuit, the circuit executive has a staff of three: an administrative assistant and two secretaries.

During 1984, the circuit executive in the Eighth Circuit has exercised responsibility in the following areas of court administration:

1. Preparing annual budget request for the court of appeals and the circuit executive's office.
2. Providing support services for the purchase of equipment and furniture for judges chambers and other court offices.
3. Rendering support services to the chief judges office in planning and conducting the annual Eighth Circuit Judicial Conference.
4. Operating a microcomputer to support the conference, and prepare statistical reports.
5. Providing staff support to the judicial council and all of its committees. Issued 54 administrative orders evidencing action of the council in 1984.
6. Assisting in the planning of seminars for judges and court personnel sponsored by the Federal Judicial Center.
7. Providing staff services for Merit Screening Committees for bankruptcy judges. Five committees were convened in 1984.
8. Attending semi-annual meetings of Conference of Chief Judges of the United States and of the Circuit Executives.
9. Approving requests for emergency court reporter services for the district courts.
10. Coordinating space projects for the court of appeals and the district courts.
11. Assisting the chief judge in planning the meetings of the chief district judges.
12. Installing microcomputer systems in district courts.
13. Preparation of annual reports for all courts in the circuit.
14. Recruitment and screening of candidates for circuit librarian and senior staff attorney.
15. Organizing Historical Societies for all the courts in the Eighth Circuit.

UNITED STATES COURT OF APPEALS

Law School Court Sessions

In 1975, the Court of Appeals began scheduling a regular session of the Court, with actual cases being argued, at law schools in the Eighth Circuit. In 1981 the court adopted a plan to sit once every three years in each of the fifteen law schools in the circuit. The program is intended to give students at least one exposure to an actual session of the Court during their attendance at law school.

The Court endeavors to select at least three cases which are significant cases and which would present issues of a topical nature. The Clerk of the Court supplies the briefs of these cases to the law schools in advance of the Court session. The law school usually prepares a summary of the facts and issues to be presented which is distributed to the students before the arguments. At the completion of the arguments, the judges hold a discussion session with the students and faculty. When the opinion is filed, the Clerk of the Court sends a copy to the law school where it can be posted and read by students.

During 1984, the Court sat at four of the fifteen law schools. Responses of students continue to be enthusiastic. Members of the Court enjoy the sessions which enable them to interact with law students and school faculty as well.

Below is a table showing the law schools in the Circuit, the dates when the Court of Appeals has sat there, and the names of the judges presiding.

TABLE 5
UNITED STATES COURT OF APPEALS
FOR THE EIGHTH CIRCUIT
COURT SESSIONS HELD IN LAW SCHOOLS
con't

LAW SCHOOLS	1975	1976	1978	1979	1980	1981	1982	1983	1984
Univ of Arkansas Fayetteville, AR					November 17 Presiding Judges: Lay Henley Harris				March 26 Presiding Judges: McMillian Henley Arnold
Univ of Arkansas Little Rock, AR						March 6 Presiding Judges: Heaney Henley Arnold		February 2 Presiding Judges: Lay Henley Arnold	
Univ of Missouri Kansas City, MO						April 17 Presiding Judges: Lay Bright F. Gibson			
Wm. Mitchell College of Law St. Paul, MN						October 14 Presiding Judges: Lay Heaney Bright			October 10 Presiding Judges: Ross McMillian J. Gibson
Hamline Univ School of Law St. Paul, MN							November 11 Presiding Judges: Lay Henley Arnold		

TABLE 5
UNITED STATES COURT OF APPEALS
FOR THE EIGHTH CIRCUIT
COURT SESSIONS HELD IN LAW SCHOOLS
con't

LAW SCHOOLS	1975	1976	1978	1979	1980	1981	1982	1983	1984
Drake Univ Des Moines, IA		October 7 Presiding Judges: Lay Stephenson F. Gibson				April 2 Presiding Judges: Lay Stephenson Arnold			
Univ of North Dakota Grand Forks, ND		October 5 Presiding Judges: Heaney Bright Ross				October 14 Presiding Judges: Bright Ross Devitt		October 14 Presiding Judges: Bright J. Gibson Fagg	
Univ of Minnesota Minneapolis, MN			May 16 Presiding Judges: Heaney Bright F. Gibson	May 17 Presiding Judges: Heaney McMillian F. Gibson		October 14 Presiding Judges: Lay Heaney Henley	November 11 Presiding Judges: Lay Henley Arnold		
Univ of Missouri COLUMBIA, MO					October 13 Presiding Judges: Ross F. Gibson Sachs			January 26 Presiding Judges: F. Gibson McMillian J. Gibson	
St. Louis Univ St. Louis, MO					October 15 Presiding Judges: Lay Bright McMillian			March 14 Presiding Judges: Ross J. Gibson Bowman	

TABLE 5
UNITED STATES COURT OF APPEALS
FOR THE EIGHTH CIRCUIT
COURT SESSIONS HELD IN LAW SCHOOLS

LAW SCHOOLS	1975	1976	1978	1979	1980	1981	1982	1983	1984
Washington Univ St. Louis, MO	February 13 Presiding Judges: Bright Ross Stephenson						February 11 Presiding Judges: Lay McMillian Stephenson	February 16 Presiding Judges: Heaney McMillian Arnold	
Creighton Univ Omaha, NE	March 31 Presiding Judges: Lay Ross F. Gibson						March 25 Presiding Judges: Ross Stephenson Van Pelt		
Univ of Nebraska Lincoln, NE	November 3 Presiding Judges: Lay Ross F. Gibson			April 24 Presiding Judges: Lay Bright Ross				February 17 Presiding Judges: Lay Bright Ross	
Univ of South Dakota Vermillion, SD		September 24 Presiding Judges: Bright Ross Webster					April 23 Presiding Judges: Lay Bright Ross		
Univ of Iowa Iowa City, IA		October 8 Presiding Judges: Lay Stephenson F. Gibson				April 3 Presiding Judges: Lay Stephenson Arnold			

PRE-ARGUMENT/SETTLEMENT CONFERENCE PROGRAM

Pursuant to Federal Rules of Appellate Procedure 33, the United States Court of Appeals for the Eighth Circuit designated all civil appeals (with the exception of petitions for post-conviction relief) from the United States district courts for consideration in the settlement program. 8th Cir. R. 1. In 1984 the program was amended to exclude social security cases, dismissals for lack of jurisdiction, interlocutory appeals certified under 28 U.S.C. § 1292(b), injunction cases certified under 28 U.S.C. § 1292(a)(1), federal or state agency cases, federal income tax cases, labor arbitrations, Title VII, section 1983 civil rights cases, and suits under ERISA unless there is a specific money judgment involved. 8th Cir. R. 2.

In civil cases subject to the program, at the time of filing the notice of appeal with the district court clerk, the appellant must also file a completed Appellant's Appeal Information Form, Form A, with the Clerk of the Court of Appeals and serve a copy on the appellee(s) together with the uncompleted Appellee's Appeal Information Form, Form B. Having been furnished with the completed Form A, the appellee completes Form B and files it directly with the Clerk of the Court of Appeals. Forms are available in the clerk's office of both the Court of Appeals and the district courts.

The District Court Clerk furnishes to the Clerk of the Court of Appeals two copies of the notice of appeal, the docket entries, the judgment or order appealed from together with any memorandum or finding by the district court. In jury tried cases or other cases where a district court opinion is not issued (e.g. no motion for new trial filed) counsel are encouraged to include with the notice of appeal and Appeal Information Form (or mailed separately to the Settlement Director) copies of the relevant pre-trial and post-trial motions and legal memoranda that provide helpful background about the nature of the case.

The Settlement Director conducts joint personal conferences with the attorneys, and when possible with their respective clients, for the purpose of settlement. In addition, he explores the delineation and simplification of the issues to assist the parties and the Court in the clarity of briefing and argument.

Although participation in the program is voluntary, the Court strongly urges participation and cooperation of attorneys and their clients.

Regular personal conferences are held in St. Louis, St. Paul, and Little Rock, and other locations when feasible. Telephone conferences are also conducted. In cases whether the amount in controversy is substantial, counsel are encouraged to attend conferences in St. Louis when the Director is unable to schedule a conference at a location more convenient to the parties. A detailed functional description of the activities of the Settlement Director is contained in the June 1984 edition of the Missouri Bar Journal. It is also available from the office of the Settlement Director.

The following table indicates the activities of the program:

TABLE 6		
PRE-ARGUMENT/SETTLEMENT CONFERENCE PROGRAM REPORT		
JANUARY - DECEMBER, 1984		
I.	Total Files Examined:	540
II.	No contact and/or screened out:	256
	Dismissed by appellant without contact:	32
III.	Contact:	284
	A. Settlements	71
	B. Issue Reductions	0
	C. Referred to Senior Staff Attorney:	11
	Dismissed:	6
	D. Dismissed after contact:	36

**U. S. Court of Appeals
For the Eighth Circuit
Clerk's Office**

During calendar year 1984, the Court of Appeals began to operate an electronic bulletin board for the transmission of court documents among the various offices which comprise the Court of Appeals. The NBI terminals used by the Court (all judges' offices, the Circuit Executive's office, the Clerk's office and the Staff Attorneys' office) had the ability to transmit point to point but it was not until the installation of a central processing unit and the implementation of the electronic bulletin board that documents could be "posted" to multiple offices for transmission. The bulletin board is operated by the Clerk's office. Throughout the morning, judges' offices transmit various documents over the telephone for posting to the bulletin board. In the afternoon, each office "pulls" the documents posted to it. By following this procedure, draft opinions, memos, votes and other communiques can be quickly transmitted to those offices that need the information which is contained in the posted documents. The Court has significantly reduced intra-court mailing time by the use of the electronic bulletin board.

The present system is not a true electronic mail system. The electronic bulletin board does require operator intervention at a central site. Eventually, the system will be upgraded and documents will be sent automatically and simultaneously to multiple offices. The bulletin board is one example of the Court's growing use of technology for a more efficient operation.

The Court continues to use the simultaneous opinion release procedure for a select but growing number of cases. Responding to the requests of attorneys and local media representatives throughout the circuit, the Court began a couple of years ago to release certain opinions through the different district court clerk's offices within the circuit. Cases of particular note were simultaneously released in St. Louis and St. Paul and in the local district clerk's office so that the attorneys, parties and local media would have instant access to the Court's opinions. The procedure has been extremely well received

and efforts have been made to expand the program to a larger number of cases. The program has been successful mainly due to the efforts and cooperation of the district court clerks' offices who must carefully coordinate the local opinion release. Working with the district clerks' offices and with the attorneys, the Court is trying to identify more cases in which the opinion should be simultaneously released. The Court is aware of the attorneys' and the parties' keen interest in promptly learning about the Court's decisions and the simultaneous release program is one successful effort in responding to that interest and need to know.

The Court has maintained its policy of sitting primarily in St. Louis and St. Paul. Geographical consideration is given to the setting of each case for oral argument but the time factor on moving cases to submission and disposition is the overriding determinant as to where and when cases are scheduled for argument. Attorneys' requests for a setting in one of the two cities is usually honored if undue delay can be avoided. Criminal cases, however, are set on a priority basis and less consideration is given to geographical preference or convenience in setting criminal appeals. The Court usually sets 75 cases per month for argument - three divisions with each division hearing arguments in 25 cases during court week.

STAFF ATTORNEYS' OFFICE

The staff attorneys' office is located in St. Louis. The office is supervised by a senior staff attorney and a supervisory staff attorney, and includes seven other full-time attorneys, one half-time attorney, a special project attorney, and three secretaries. In addition, two judges each have one of their chambers clerks stationed in St. Louis. The chief judge appointed a law clerk committee this year consisting of Judge Myron H. Bright (chair), Judge Theodore McMillian and Judge George G. Fagg, and charged it with assisting in the administration of the Office of Staff Attorneys. Most of the staff attorneys are assigned to work on the screening panel (non-argument cases) and pro se cases of one or two individual judges.

When briefs are filed, all cases are sent to the senior staff attorney who screens the cases according to court guidelines. Cases screened for argument are returned to the clerk and calendared for oral argument. When a case is screened no-argument, a judge must concur in that screening. Then it is returned to the staff for preparation of a memorandum.

All pro se appeals are sent with the original district court record to the senior staff attorney. After preliminary review, some are designated appropriate for summary disposition and sent to a staff attorney for further analysis; a recommended disposition is then sent to a screening panel (three judges) for possible action. If the case is not appropriate for summary disposition, the record is held until the briefs are filed and then a staff attorney prepares a memorandum.

Although the staff is sometimes assigned administrative panel matters and argument cases, most of the case work done by the staff is on screening panel cases which are of four kinds: (1) cases screened no-argument, (2) pro se prisoner appeals, including both habeas corpus and civil rights cases, (3) other pro se appeals, and (4) jurisdictional motions which may be dispositive of the appeal. Memoranda and, when directed, draft per curiam opinions are prepared by the staff and circulated to a three judge panel for disposition.

The Court has undertaken a program to alleviate the backlog of social security cases that existed in the Circuit's district courts. A staff attorney has been hired to assist district court judges in handling backlogged cases. Other staff projects include rules committee work and education, as well as assignments related to the senior staff attorney's role as counsel to the Court. This year the office participated in the law school judicial clerkship programs conducted by both Washington University and St. Louis University. Three student interns worked in the office for about twenty hours a week for a semester.

Law clerk orientation for staff attorneys and all law clerks to judges has been held during the first court session in St. Louis each fall. This program has been under the stewardship of Judge Richard S. Arnold. During the orientation sessions, representatives of the clerk's office, circuit executive's office, library, staff attorneys' office, and the chief judge explained their functions. Also, substantive presentations were made on particular legal topics. Computer aided legal research training was provided during the week.

The Court of Appeals has experienced a significant increase in filings during the last seven years. In order to keep up with those increases the court has undertaken measures designed to increase dispositions. One such measure was an increase in case screening by the staff attorneys' office. Another was to increase the number of cases calendared each month. The court also scheduled additional hearing days. The workload of the staff attorneys' office has increased significantly as a result of these measures. Following is a table indicating the workload of the staff attorneys office from 1979 through 1984.

TABLE 7

**Court of Appeals
Staff Attorney's Office Workload
1979-1984**

<u>Year</u>	<u>1st Quarter</u>	<u>2nd Quarter</u>	<u>3rd Quarter</u>	<u>4th Quarter</u>	<u>Total</u>	<u>% Increase</u>
1979	54 cases	54 cases	59 cases	63 cases	230	28.5
1980	65 cases	65 cases	70 cases	70 cases	270	17.4
1981	71 cases	74 cases	102 cases	90 cases	337	24.8
1982	102 cases	86 cases	107 cases	77 cases	372	10.4
1983	116 cases	118 cases	100 cases	108 cases	442	18.8
1984	138 cases	105 cases	101 cases	117 cases	461	4.3

EIGHTH CIRCUIT LIBRARY SYSTEM

The Eighth Circuit Library System presently is comprised of six libraries. The Central Library for the Circuit is located in St. Louis. Staffed branch libraries are located in St. Paul, Little Rock, Omaha, Des Moines and Kansas City. The Library System provides information and research services to all the circuit judges, district judges, bankruptcy judges, magistrates, and their supporting personnel within the Eighth Circuit.

I. PERSONNEL

David K. Brennan, who had become Circuit Librarian on November 1, 1983, resigned effectively July 31, 1984. He was replaced December 19, 1984 by Ann T. Fessenden. She holds both a law degree and a library science degree, and has ten years of experience in academic law libraries. From August 1 through December 17, 1984, Mary Kay Jung, the Assistant Librarian for Technical Services, served as Acting Circuit Librarian.

Carol T. Johnson, Assistant Librarian for Reference and system supervisor for the NBI word processor, resigned July 31, 1984. Kurt D. Schultz, CALR Librarian, resigned November 16, 1984. Mary Fulghum, a member of the Missouri Bar and former instructor for WESTLAW, was hired July 24, 1984. She initially replaced Carol Johnson, but was transferred to the CALR position when Kurt Schultz left, because of her particular expertise in this area. The duties of system supervisor for the NBI word processor were transferred to the Circuit Court Clerk's Office, although Mary Fulghum functions as coordinator for the Circuit for all types of training, including NBI.

Elizabeth Gildea, half-time library technician, resigned at the close of 1983 and was replaced April 2, 1984 by Katherine D. Knocke, who had previously served as a deputy clerk in the Circuit Court Clerk's Office. Vicki Haylon, half-time library technician at the Little Rock library, resigned effective June 8, 1984. Her position was transferred to Kansas City, where it was filled by Deborah Ground from June 25, 1984 until December 23, 1984.

The two new satellite librarians hired in late 1983, Margaret Tranne Pearce (Kansas City) and Allison Pitcock (Little Rock) were both brought to St. Louis for week-long training and orientation sessions. This experiment has proven to be very successful, as both librarians are performing particularly well in their positions.

Two new positions, one librarian and one technician, were authorized for fiscal 1985 but remained unfilled at the close of 1984. The assistant librarian position vacated by Carol Johnson also remained vacant.

II. SERVICES

In 1984 the Central Library began a limited program of typing purchase orders for books requested by judges for their chambers. This relieves the Administrative Office of the U. S. Courts of this duty and results in faster receipt by the judges. It is hoped that this service can be expanded Circuit-wide in 1985.

Disposing of excess, obsolete, and surplus law books was a major activity in 1984. Library staff in both Central and Satellite libraries also assisted judges with transferring or disposing of unneeded books in chambers.

The Central Library continued to produce several regular publications, including the Index of Slip Opinions, United States Court of Appeals, 8th Circuit. In 1984, the library began using the NBI word processor to produce the Index. This greatly reduced the staff time required to type the Index and produce quarterly cumulations. Cost prevented the previously planned production of continuous cumulations throughout the year, however.

Other publications are U.S.C.A. 8th Circuit Library News, which is primarily a listing of recent acquisitions; and Content Pages of Selected Law Reviews, a current awareness service. Court personnel may obtain copies of desired articles by contacting the Central Library or one of the branches. The library also provides a weekly news-clipping service to Circuit Judges and other Circuit Court officers, consisting of articles about the federal courts from major newspapers.

Use of on-line computer assisted legal research in the Eighth Circuit continued to grow in 1984. WESTLAW usage totaled 2,092 hours, an average of 174 hours per month. This was an increase of 17 per cent over the previous year. Usage was apportioned among the libraries as follows: St. Louis 31%, Kansas City 23%, Little Rock 17%, Omaha 15% and St. Paul 14%. Speed and efficiency were improved by training a library technician in St. Louis to perform routine searches such as Insta-cites, Autocites, and Shepardizing, thus freeing the CALR librarian for more complex searches.

The Central Library also acquired a LEXIS terminal in October, which is to be used as a back-up system to WESTLAW. Permissible usage of LEXIS is limited to 25 hours per month, and includes access to Nexis, a computerized data base of newspapers, wire services, trade publications, etc.

The Central Library provided mail or chambers delivery of articles, opinions, etc., to 11 Circuit Judges, 24 district judges, 5 bankruptcy judges, 5 magistrates, and 25 other court personnel. In addition, 77 requests were handled through the branch libraries. A

total of 362 reference requests were filled by mail. Several of the branches began in June, 1984, keeping track of the number of reference questions answered in the library. A total of 854 questions were answered by the three branches keeping this record, apportioned as follows: Kansas City 417 (49%); Little Rock 298 (35%); and St. Paul 139 (16%).

III. COLLECTION

The Central Library collection grew in 1984 by 1,573 volumes and 21,604 microforms. A major program of acquiring infrequently used materials in microformat was begun in an effort to conserve space. New microform reader/printers were acquired for the Little Rock and Kansas City branches. Four of the branches also began keeping track of materials received in 1984. For the period June - December, 1984, the branches added the following: Des Moines 322 volumes; Little Rock 632 volumes; St. Paul 583 volumes. Kansas City kept records for the entire year and received 750 volumes.

IV. RENOVATIONS

Renovation, reorganization and moving were major activities in 1984. A major renovation of chambers in Omaha was completed in mid-1984 and resulted in needed expansion space for the library there. The Des Moines library was completely renovated, with expanded space. The Des Moines library was forced to move to a temporary location while renovations were taking place, and the move back was scheduled for early 1985.

The Central Library was moved in November, 1984, to a temporary space while the previous site is renovated and expanded, but about two-thirds of the collection had to be stored. Construction on this project was to begin in early 1985 with completion expected in the summer.

In St. Paul, plans were made to consolidate an existing Internal Revenue Service library with the U. S. Courts Library. Planning continued for construction of a new facility in Kansas City.

Reports From Clerks of District Courts

Seven districts in the circuit joined in a program to install a microcomputer system in their courts. The program initiated by the circuit executive's office, provides the courts with a District Court Management Information System. Following the purchase of compatible hardware (computer, printer, etc.) and specified software (programs for doing word processing, data base management and communications) the circuit executive's office installed the system in each district. The system provides the district courts with capabilities to do electronic docketing, personnel, furniture inventory and to utilize spreadsheet programs for statistical applications.

Even though microcomputer technology is new to most of the districts, several districts have already implemented an automated case docketing system and are producing statistics and case status reports.

The Western District of Arkansas expanded its use of automation by computerizing its master jury wheel for the first time. The district made plans to utilize its microcomputer to automate its inventory and pending case lists. A major building renovation project, begun in 1984, will be completed in early 1985 and will provide new courtroom facilities and chambers for an additional district judge.

In order to make the process of selecting employees in the clerk's office more rational and orderly, the District of Minnesota has developed a testing program which goes beyond the usual skills test for determining typing speed.

With the assistance of the Hennepin County (Minneapolis) Personnel Department, the clerk has developed tests that measure proficiency in spelling, punctuation, grammar and filing. The battery of tests also includes one section which measures visual acuity in comparing lists of names and numbers. Testing is conducted and scored in the clerk's office and the results determined immediately. To measure typing speed and accuracy, the clerk has negotiated with the State Employment Service for applicants to be tested at a convenient local office and the results mailed to the clerk.

Due to the limitation of file space, a cost-effective seven tier open shelf filing system with hanging unit boxes was installed in the clerk's office in Cedar Rapids in the Northern District of Iowa. As the cases are filed and separated according to division, each division is assigned a color and colored file folders are used to aid in file location. To insure immediate identification of cases in which consents to proceed before the Magistrate have been filed, a red folder is used.

The Southern District of Iowa began appointing attorneys who are active in litigating cases in the district to represent indigent civil litigants and criminal case defendants. Attorneys had always been appointed to represent indigent criminal case defendants under the Criminal Justice Act, but the list of attorneys had to be expanded to provide representation to indigent civil litigants. There were over forty-five attorneys appointed to represent civil litigants.

Following attendance at a Case Management Training Seminar in Cincinnati, Ohio, and after discussion with the Judges and the clerk's office in the District of North Dakota, implemented a case management program. The program was designed to be compatible, yet flexible enough to accommodate differing needs of divisional offices.

The district implemented a new local rule on civil case management in October, 1984. The local rule addresses the subject of Rule 16 pretrial conferences and categories of actions exempted from Rule 16(b) scheduling conferences. The local rule also streamlined the process of dealing with the filing of discovery material, noting that discovery material shall not be filed unless the material is necessary for the Court's disposition of a pending motion. In lieu of the filing of discovery materials, an affidavit of service must be filed on all notices of depositions, interrogatories, requests for admissions and responses thereto. The clerk's office developed a sample affidavit form to assist attorneys in complying with the local rule.

The Jury Plan for the District of North Dakota was modified to assist the clerk's office in filling the Master Jury Wheel. County auditors are provided with a starting number and quotient. The auditors submit a typed list of selected names and addresses to the clerk in lieu of mailing their poll books. They receive remuneration at the rate of \$.25 per name for this service.

Plans were made for an in-court training seminar on the Comprehensive Crime Control Act of 1984 to be held in Bismarck, North Dakota on January 29, 1985. The seminar was organized through the efforts of William D. Broome, Chief Probation Officer and Clerk of Court, Edward J. Klecker. Invited to attend were: the district judges, their law clerks, U. S. Magistrates, Clerk's Office staff, Probation Office staff, U. S. Marshall and staff and personnel from the U. S. Attorney's Office. A video program from the Federal Judicial Center will be viewed. The Federal Judicial Center will fund the seminar.

The clerk's office completed a refiling and records disposition project. The Fargo divisional office replaced its old five drawer files with more efficient lateral files for its court records. The Bismarck's clerk's office, fighting a space problem, replaced its five drawer administrative files with more space efficient rotating mechanical files. The five drawer files holding court records were replaced with an open space filing system. Court records were placed into sturdy color-coded file jackets. The move precipitated the culling of old files resulting in the packing of 151 boxes of case files and court reporter notes for Record Center disposition. The file project has resulted in opening up office space and allows for expected expansion of new case filings.

A three month magnetic calendar board was installed in the clerk's office as a centralized source of information on scheduled hearings, conferences and trials. The installation eliminated the need for deputy clerks to maintain duplicate desk calendars.

At the request of the clerk, a Federal Judicial Center representative visited divisional clerk's offices to evaluate staff training needs.

Construction for two additional courtrooms was commenced in the District of South Dakota, a new courtroom in Pierre, which will be used by visiting judges, magistrates and bankruptcy judges and a senior judge's courtroom and quarters in Rapid City.

In Sioux Falls, the restoration project on the courtroom was in progress and will be finished in May of 1985.

The Aberdeen courtroom will be remodeled to provide a separate jury room.

A revised jury plan was approved by the Judicial Council of the Eighth Circuit. The plan provides for division grand juries, assistance in selecting qualified or potential jurors for the master wheel by the help of county auditors, a streamlining of the procedure in calculating the number of jurors that may be needed in the separate divisions and implementation of data processing for summoning jurors.

Rule changes became effective and revisions were mailed to the members of the State Bar. The rule changes include a method of applying for admission to U. S. District Court requiring approval of two judges; revision in the manner in which hearings will be set for motions and a 10-day settlement rule for civil cases to conserve juror expenses.

III

JUDICIAL WORKLOAD

STATEMENT ON STATISTICS USED

This report uses calendar year statistical data prepared by the Administrative Office of the U.S. Courts. The purpose for selecting the data compiled by the calendar year rather than the federal court's statistical year (July 1 - June 30) is two-fold: 1) 28 U.S.C. §332 (e) (10) suggests that circuit executives prepare annual reports on a calendar year basis; and 2) using calendar year data allows this report to be more timely and relevant.

Because all data in the calendar year reports is not published on a regular basis, the Administrative Office generously has provided unpublished or specially prepared data to fill in the gaps whenever this data was available.

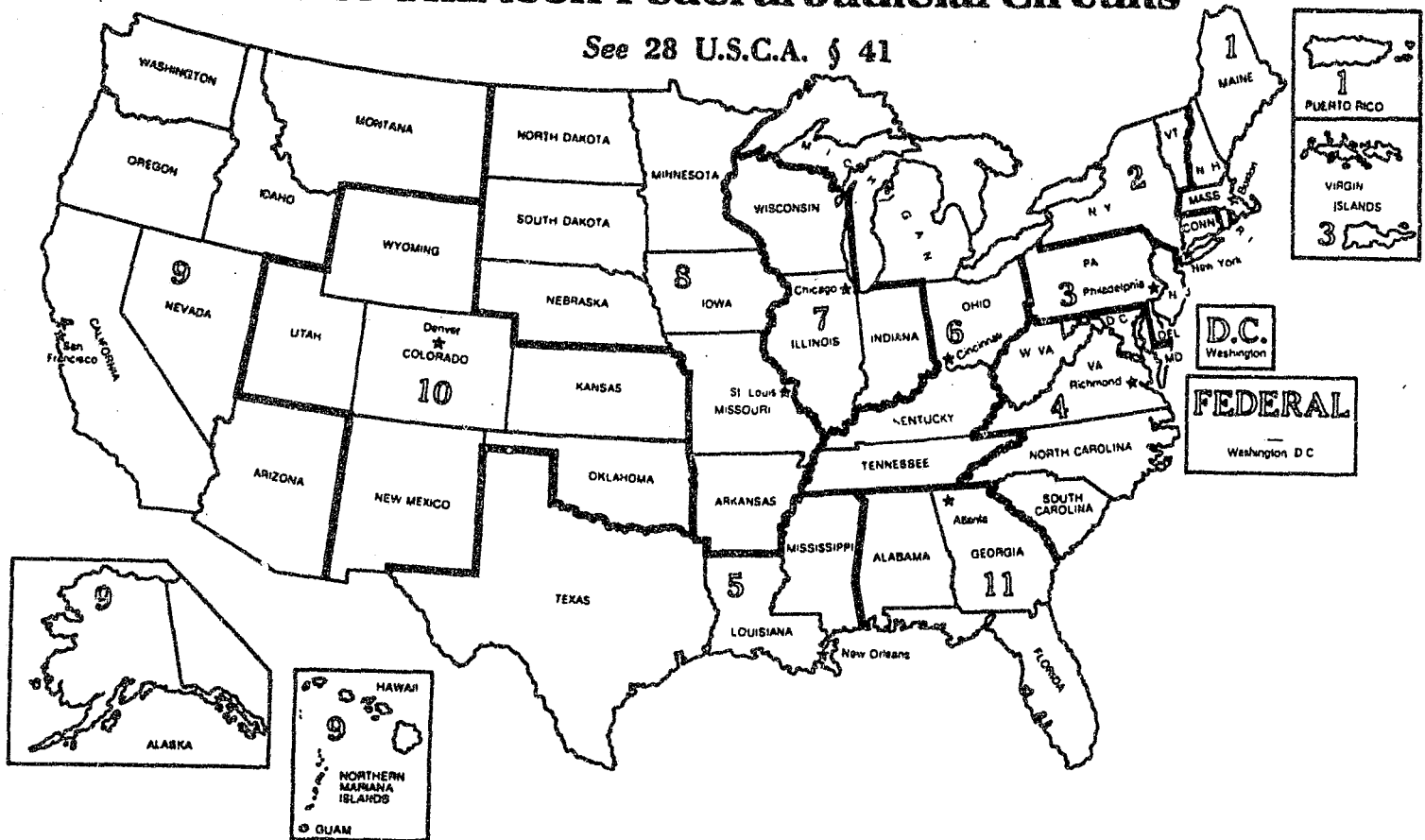
In the Annual Reports for the Eighth Circuit for the years 1980 - 1982, statistics for the bankruptcy courts covered the court's statistical year. However, commencing with the 1983 Annual Report all bankruptcy court data is for the calendar year.

Finally, this report presents numerous graphs for the court of appeals, district courts and bankruptcy courts. This was made possible through the acquisition of a microcomputer in the circuit executive's office which can utilize sophisticated software to produce graphs.

UNITED STATES COURT OF APPEALS

The Thirteen Federal Judicial Circuits

See 28 U.S.C.A. § 41



Court Profile U.S. Court of Appeals

Eighth Circuit

Geography

Area:	Sq. Miles	Population (1980)
Arkansas	51,950	2,266,832
Iowa	55,945	2,871,795
Minnesota	84,068	4,077,148
Missouri	68,990	4,917,444
Nebraska	77,227	1,570,006
North Dakota	70,665	652,695
South Dakota	77,047	690,178
Total Area	485,892	17,046,098

**U.S. Court of Appeals
Eighth Circuit**

Circuit Judgeships

Authorized Judges	10*
Senior Judges	2

Authorized Places of Holding Court**

St. Louis, Missouri	Headquarters
Kansas City, Missouri	
Omaha, Nebraska	
St. Paul, Minnesota	Northern Division and Chief Judge's Chambers

Residence of Judges:

<u>State</u>	<u>Active</u>	<u>Senior</u>
Arkansas	1	1
Iowa	1	
Minnesota	2	
Missouri	3	1
Nebraska	1	
North Dakota	1	
South Dakota	0	
TOTAL	<u>9</u>	2

*Includes one judgeship authorized pursuant to Public Law 93-353, effective July 10, 1984. That position was not filled in 1984.

**The court holds sessions at each law school within the circuit approximately once every three years.

TABLE 8
Total Caseload
United States Court of Appeals
For the Eighth Circuit
Twelve Month Periods Ending December 31st

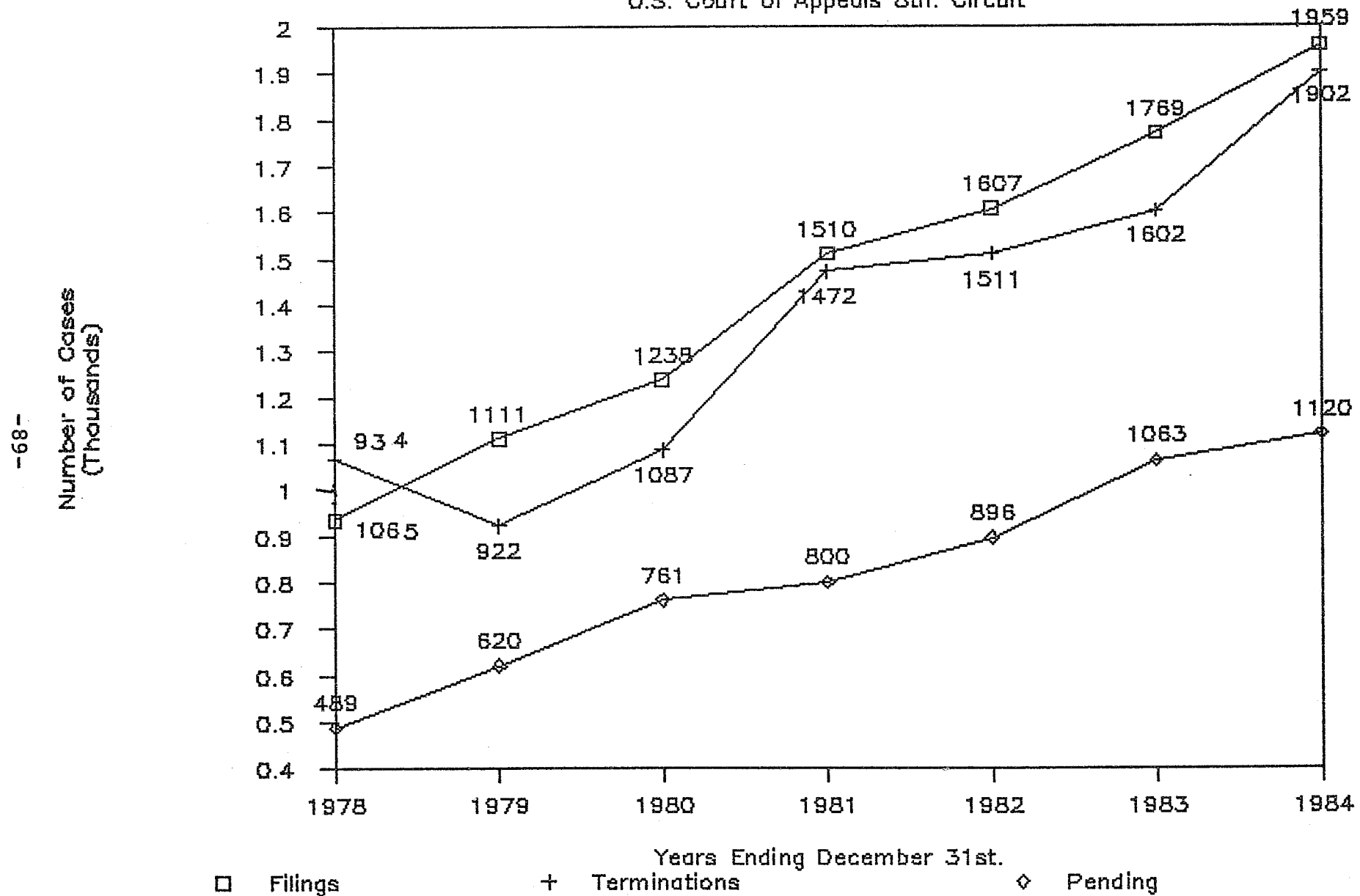
	<u>1977</u>	<u>1981</u>	<u>% Change</u>	<u>1982</u>	<u>% Change</u>	<u>1983</u>	<u>% Change</u>	<u>1984</u>	<u>% Change</u>	<u>% Change over 1977</u>
Totals										
Filed	1,014	1,510	+48.9	1,607	+6.4	1,770	+10.1	1,959	+10.7	+93.2
Terminated	1,110	1,472	+32.6	1,511	+2.6	1,603	+6.1	1,902	+18.7	+71.4
Pending	613	800	+30.5	896	+12.0	1,063	+18.6	1,120	+5.4	+82.7
Civil Cases*										
Filed	669	1,137	+70.0	1,233	+8.4	1,382	+12.1	1,576	+14.0	+135.6
Terminated	731	1,060	+45.0	1,142	+7.7	1,262	+10.5	1,502	+19.0	+105.5
Pending	420	592	+41.0	683	+15.4	803	+17.6	876	+9.1	+108.6
Criminal Cases										
Filed	237	233	-1.7	266	+14.2	292	+9.8	272	-6.8	+14.8
Terminated	274	238	-13.1	258	+8.4	235	-8.9	294	+25.1	+7.3
Pending	123	142	+15.4	150	+5.6	207	+38.0	186	-10.1	+51.2
Administrative Cases										
Filed	108	140	+29.6	108	-22.9	96	-11.1	111	+15.6	+2.8
Terminated	105	174	+65.7	111	-36.2	106	-4.5	106	+0	+1.0
Pending	70	66	-5.7	63	-4.5	53	-15.9	58	+9.4	-17.1

* Includes United States civil, private civil, bankruptcy, original proceedings and prisoner petitions.

TABLE 9

Judicial Workload Profile

U.S. Court of Appeals 8th. Circuit



Summary of Statistics
For the Eighth Circuit Court of Appeals

In 1984, total filings increased for the sixth consecutive year, rising from 1,769 in 1983 to 1959 in 1984 or 10.7 percent. Total filings in 1984 were 21.9 percent above 1982 filings, 29.7 percent above 1981 filings, 58.2 percent above 1980 filings, 76.3 percent above 1979 filings and 93.2 percent above 1978 filings.

In 1984, civil filings (including prisoner petitions) were 135.6 percent above 1977 followed by criminal and administrative case filings which rose 14.8 percent, and 2.8 percent respectively, during the same period.

The Eighth Circuit continued to record an increase in pending cases which began in 1979. The total pending caseload at the end of 1984 stood at 1120, the highest ever recorded in the circuit. That figure represented a 5.4 percent increase over 1983, a 25.0 percent increase over 1982, and a 82.7 percent increase over 1977.

The court increased terminations in 1984 by 18.7 percent, the largest increase since 1981. Furthermore, the court decreased the median time from filing to disposition from 6.7 months in 1983 to 5.7 months in 1984. Only one other circuit court disposed of its cases faster.

Table B in the appendix provides comparative data for cases commenced, terminated, and pending for the United States Courts of Appeals for the calendar years 1983 and 1984.

The charts below depict the courts total projected workload and the per panel workload through 1988.

If the projections hold true, in 1985 the court would have 765 case filings per panel compared to 590 for 1983 and 653 for 1984. In 1984 congress authorized a tenth judgeship for the Eighth Circuit. If promptly filled, the projected per panel figure for 1985 would be slightly more than 681.

TABLE 10

Workload Projections

U.S. Court of Appeals Eighth Circuit

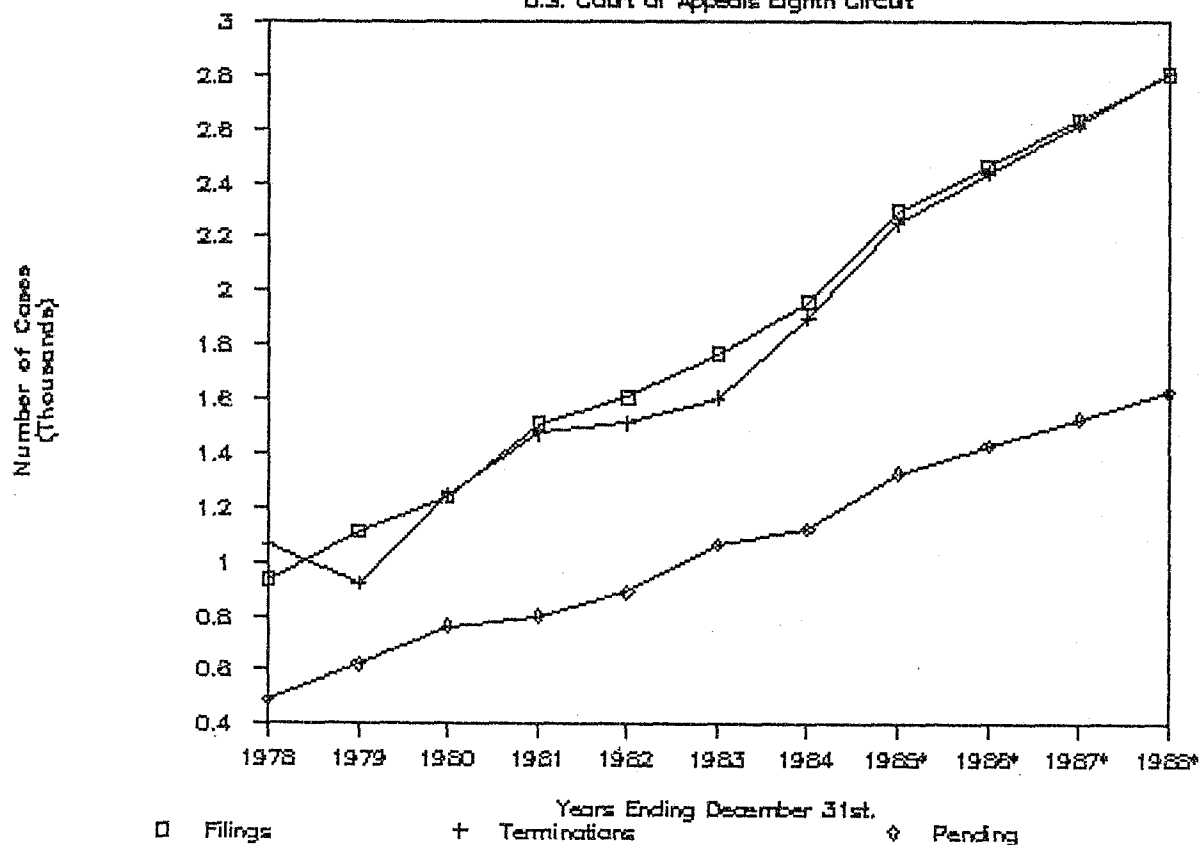


TABLE 11
Panel Workload Projections

U.S. Court of Appeals Eighth Circuit

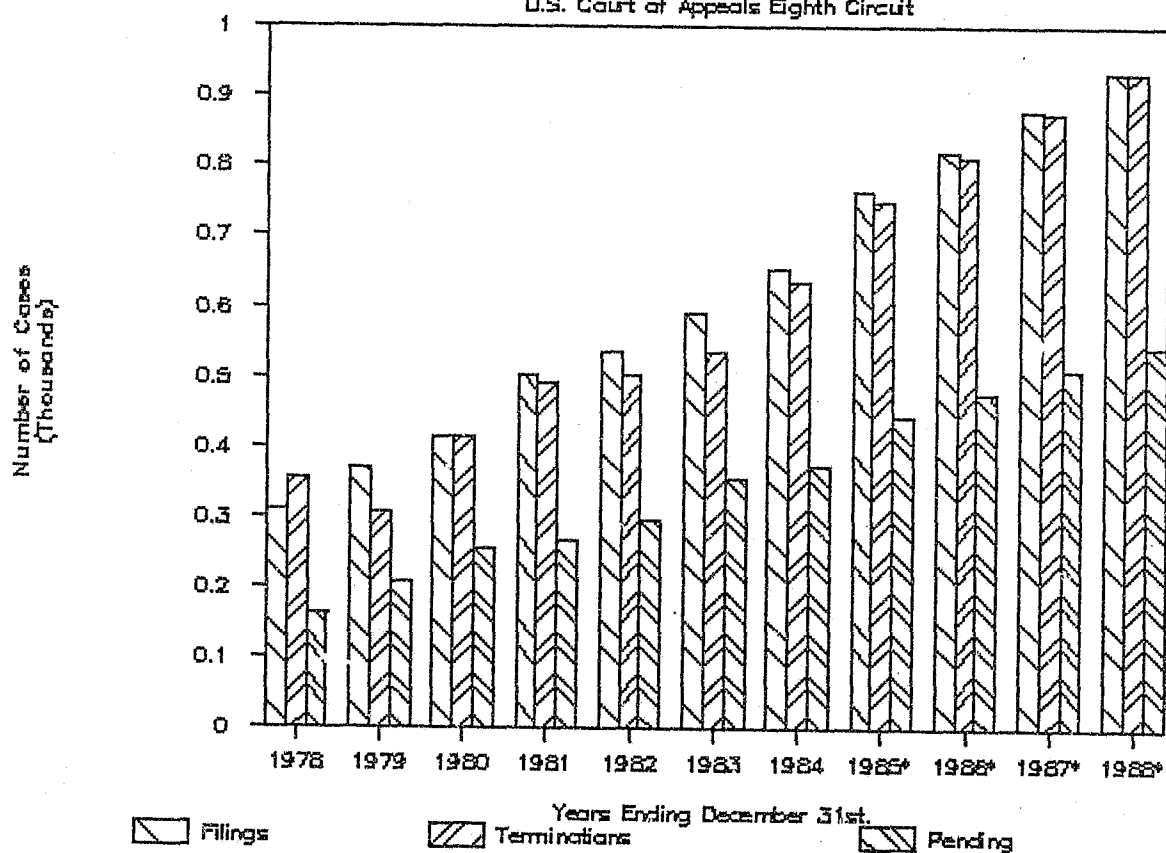


Table 12
EIGHTH CIRCUIT AND ALL UNITED STATES COURTS OF APPEALS
Source of Appeals and Original Proceedings Commenced
For the Twelve Month Periods Ended December 31,

SOURCE	1980		1981		1982		1983		1984	
Percent of Totals		%		%		%		%		%
United States District Courts.....	19,592	81.49	22,745	82.91	23,814	84.59	26,054	84.71	27,900	84.59
Bankruptcy	430	1.79	477	1.74	565	2.01	865	2.81	1,055	3.20
Boards and Commissions, Total.....	3,377	14.05	3,463	12.62	3,036	10.78	2,978	9.68	3,279	9.94
The Tax Court of the United States	280	1.16	384	1.40	373	1.32	406	1.32	589	1.79
Labor	61	0.25	100	0.36	72	0.26	122	0.40	136	0.41
Federal Communications Commission	131	0.54	105	0.38	122	0.43	134	0.44	164	0.50
Federal Energy Regulatory Commission	177	0.74	184	0.67	172	0.61	308	1.00	345	1.05
Federal Trade Commission.....	15	0.06	20	0.07	15	0.05	12	0.04	7	0.02
National Labor Relations Board	991	4.12	991	3.61	824	2.93	634	2.06	576	1.75
Environmental Protection Agency...	254	1.06	174	0.63	110	0.39	122	0.40	136	0.41
Interstate Commerce Commission...	114	0.47	331	1.21	307	1.09	271	0.88	233	0.71
Immigration and Naturalization Service	327	1.36	352	1.28	333	1.18	478	1.55	477	1.45
All Other Boards and Commissions ..	1,027	4.27	822	3.00	708	2.51	491	1.60	616	1.87
Original Proceedings	644	2.68	747	2.72	737	2.62	860	2.80	749	2.27
TOTAL APPEALS ALL CIRCUITS...	24,043	100.00	27,432	100.00	28,152	100.00	30,757	100.00	32,983	100.00

TABLE 12 (continued)
EIGHTH CIRCUIT AND ALL UNITED STATES COURTS OF APPEALS
Source of Appeals and Original Proceedings Commenced
For the Twelve Month Periods Ended December 31,

SOURCE	1980		1981		1982		1983		1984	
Percent of Totals	%		%		%		%		%	
Arkansas										
Eastern	122	9.94	189	12.52	174	10.83	204	11.53	280	14.29
Western	31	2.53	51	3.38	79	4.92	95	5.37	87	4.44
Iowa										
Northern	59	4.81	55	3.64	48	2.99	62	3.50	70	3.57
Southern	61	4.97	77	5.10	61	3.80	108	6.11	134	6.84
Minnesota	167	13.61	218	14.44	221	13.75	205	11.59	250	12.76
Missouri										
Eastern	243	19.80	319	21.13	287	17.86	357	20.18	367	18.73
Western	162	13.20	182	12.05	240	14.93	277	15.66	262	13.37
Nebraska	66	5.38	107	7.09	129	8.03	121	6.84	108	5.51
North Dakota	51	4.16	45	2.98	51	3.17	58	3.28	72	3.68
South Dakota	<u>74</u>	<u>6.03</u>	<u>70</u>	<u>4.64</u>	<u>110</u>	<u>6.85</u>	<u>93</u>	<u>5.26</u>	<u>86</u>	<u>4.39</u>
TOTAL DISTRICT COURTS	1,036	84.43	1,313	86.95	1,400	87.12	1,580	89.32	1,716	87.60
Bankruptcy	19	1.55	20	1.32	42	2.61	49	2.77	80	4.08
The Tax Court of the United States ...	25	2.04	26	1.72	28	1.74	22	1.24	23	1.17
National Labor Relations Board	61	4.97	62	4.11	36	2.24	31	1.75	37	1.89
All Other Boards and Commissions	<u>58</u>	<u>4.73</u>	<u>52</u>	<u>3.44</u>	<u>44</u>	<u>2.74</u>	<u>43</u>	<u>2.43</u>	<u>51</u>	<u>2.60</u>
TOTAL BOARDS AND COMMISSIONS	144	11.74	140	9.27	108	6.72	96	5.43	111	5.67
Original Proceedings	28	2.28	37	2.45	57	3.55	44	2.49	52	2.65
TOTAL APPEALS EIGHTH CIRCUIT	1,227	100.00	1,510	100.00	1,607	100.00	1,769	100.00	1,959	100.00

The table above indicates the source of appeals for the calendar years 1980 through 1984 for the Eighth Circuit and for all the circuits in the nation. In 1984, the district courts were the source of 87.60 percent of the appeals in the Eighth Circuit, slightly higher than the national figure of 84.59 percent for the year.

The Administrative agency appeals in the Eighth Circuit increased slightly from 5.43 percent in 1983 to 5.67 percent in 1984, and nationwide from 9.68 percent in 1983 to 9.94 percent in 1984.

TABLE 13
Eighth Circuit Court of Appeals
Administrative Agency Filings
For Calendar Years 1980 through 1984

	<u>1980</u>	<u>1981</u>	<u>1982</u>	<u>1983</u>	<u>1984</u>
Total	153	140	108	96	111
Civil Aeronautics Board	1	0	0	6	0
Copyright Royalty Tribunal	1	0	0	0	0
Department of Agriculture	1	3	1	1	2
Department of Energy	6	0	1	0	0
Department of Labor	2	0	4	2	14
Department of Transportation	1	1	0	1	1
Drug Enforcement Agency	0	2	0	0	0
Environmental Protection Agency	7	6	1	0	7
Federal Aviation Administration	1	1	2	0	0
Federal Energy Regulatory Commission	3	5	1	3	2
Federal Labor Relations Authority	1	1	1	0	0
Federal Reserve System	2	0	0	3	1
Federal Trade Commission	3	0	1	0	0
Health and Human Services	1	0	1	3	0
Immigration and Naturalization Service	2	2	7	7	9
Interstate Commerce Commission	17	9	9	7	4
Merit Systems Protection Board	3	8	8	0	0
National Labor Relations Board	61	62	36	31	37
Occupational Safety and Health Administration	2	1	0	0	1
Occupational Safety and Health Review Commission		6	2	0	0
Railroad Retirement Board	0	2	1	4	1
U.S. Tax Court	25	26	28	22	23
Other	12	5	4	6	9

Above is a table listing selected Administrative agencies and the number of appeals they filed in the Eighth Circuit during calendar years 1980 through 1984. During those years, national labor board cases and tax court cases, in that order, lead the Administrative agencies in case filings.

TABLE 14
Source of Appeals in Civil and Criminal Cases
From U.S. District Courts
For the Twelve Months Ended December 31, 1983 and 1984

	APPEALS COMMENCED									APPEALS DISPOSED OF								
	TOTAL			CIVIL			CRIMINAL			TOTAL			CIVIL			CRIMINAL		
	1983	1984	% Change	1983	1984	% Change	1983	1984	% Change	1983	1984	% Change	1983	1984	% Change	1983	1984	% Change
Total All																		
U.S. Circuit Courts.....	26,098	27,900	+6.9	21,255	22,839	+7.5	4,843	5,061	+4.5	25,112	26,932	+7.2	20,293	21,976	+8.3	4,819	4,956	+2.8
% of Total	100%	100%		81.4%	81.9%		18.6%	18.1%		100%	100%		80.8%	81.6%		19.2%	18.4%	
Total All Eight																		
Circuit Districts.....	1,580	1,716	+8.6	1,290	1,444	+11.9	292	272	-6.8	1,418	1,663	+17.3	1,183	1,369	+15.7	235	294	+25.1
% of Total	100%	100%		81.6%	84.1%		18.5%	15.9%		100%	100%		83.4%	82.3%		16.6%	17.7%	
Eastern Arkansas.....	204	280	+37.3	183	250	+36.6	21	30	+42.9	166	242	+45.8	148	214	+44.6	18	28	+55.6
Western Arkansas	95	87	-8.4	82	77	-6.1	13	10	-23.1	70	95	+35.7	63	80	+27.0	7	15	+114.3
Northern Iowa	62	70	+12.9	52	65	+25.0	10	5	-50.0	54	70	+29.6	42	62	+47.6	12	8	-33.3
Southern Iowa	108	134	+24.1	84	104	+23.8	24	30	+25.0	79	112	+41.8	67	91	+35.8	12	21	+75.0
Minnesota.....	205	250	+22.0	147	197	+34.0	58	53	-8.6	185	236	+27.6	143	173	+21.0	42	63	+50.0
Eastern Missouri.....	357	367	+2.8	292	315	+7.9	65	52	-20.0	307	369	+20.2	252	310	+23.0	55	59	+7.3
Western Missouri	277	262	-5.4	238	213	-10.5	39	49	+25.6	263	270	+2.7	228	227	-0.4	35	43	+22.9
Nebraska.....	121	108	-10.7	105	100	-4.8	16	8	-50.0	126	118	-6.3	110	103	-6.4	16	15	-6.3
North Dakota.....	58	72	+24.1	38	53	+39.5	21	19	-9.5	63	66	+4.8	46	44	-4.3	17	22	+29.4
South Dakota	93	86	-7.5	69	70	+1.4	25	16	-36.0	105	85	-19.0	84	65	-22.6	21	20	-4.8

Provided in the table above are the number of civil and criminal appeals emanating from the district courts in the Eighth Circuit and from all the district courts in the nation during calendar years 1983 and 1984.

In 1984, criminal appeals constituted 18.1 percent of the total appeals from all district courts in the nation and 15.9 percent from the district courts in the Eighth Circuit, a decrease from the previous year's rates of 18.6 percent and 18.5 percent, respectively. In both years the largest number of civil case appeals were filed from the Eastern District of Missouri. Civil appeals increased by almost 12 percent in 1984 with the greatest increase occurring in the District of North Dakota.

Table C in the appendix contains detailed data on the nature of suit or offense from the district courts for the calendar year 1984.

The number of cases in the Eighth Circuit which were disposed of after oral hearing or submission on briefs increased by 31 percent from 754 in 1983 to 985 in 1984. Of the 1,902 cases terminated in 1984, 52 percent had a hearing or were submitted on briefs while 49 percent were terminated in that manner nationally. The rate of terminations in this manner in the Eighth Circuit has remained below the 1977 high of 63.2 percent. From 1977 to 1984, the rates were: 63.2 percent, 53 percent, 60.2 percent, 55.2 percent, 56.5 percent, 50.2 percent, 47 percent and 52 percent.

Table D in the appendix contains more detailed data on the disposition of cases in this manner for the calendar years 1983 and 1984.

Median time intervals for cases terminated after hearing or submission are shown on Table E in the appendix.

The chart below shows the changes in the rates of terminations by consolidation, and with and without a hearing or submission for the years 1979 through 1984. Dispositions after a hearing declined in four of the six years covered in the chart.

TABLE 15

Termination Changes By Category

U.S. Court of Appeals Eighth Circuit

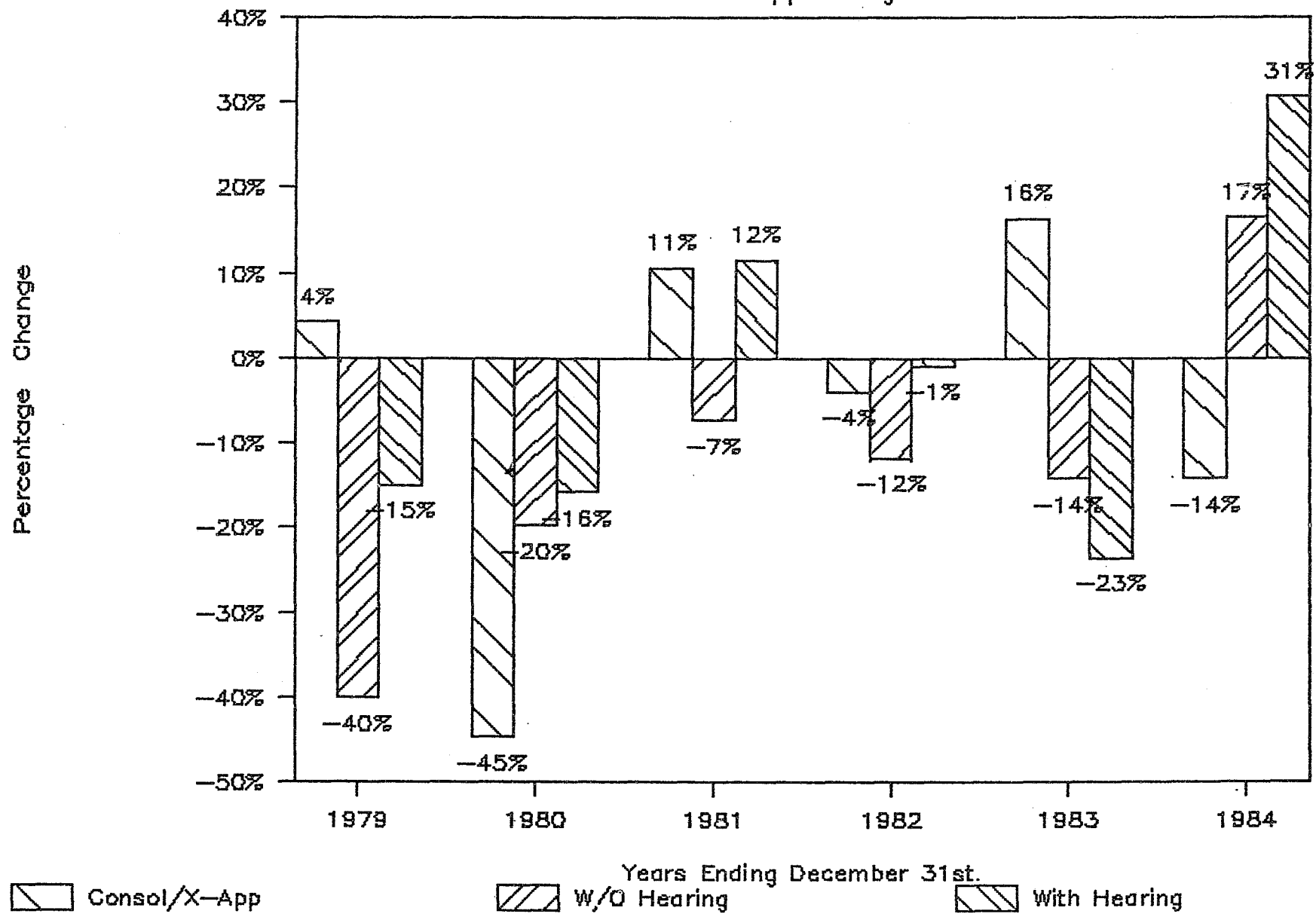


TABLE 16

**Cases Under Submission More than Three Months
Comparison of National Averages and Eighth Circuit Figures
December 31, 1977 through 1984**

	Months				
	<u>Total</u>	<u>3-6</u>	<u>6-9</u>	<u>9-12</u>	<u>over 12</u>
1977					
National Average	30	14	8	4	4
Eighth Circuit	4	3	1	0	0
1978					
National Average	30	14	8	4	4
Eighth Circuit	11	11	0	0	0
1979					
National Average	43	20	11	7	5
Eighth Circuit	9	8	1	0	0
1980					
National Average	60	27	19	7	7
Eighth Circuit	20	14	4	2	0
1981					
National Average	54	27	15	7	5
Eighth Circuit	14	11	3	0	0
1982					
National Average	55	28	15	7	6
Eighth Circuit	17	8	8	1	0
1983					
National Average	45	23	11	5	6
Eighth Circuit	32	18	12	2	0
1984					
National Average	51	29	12	4	6
Eighth Circuit	40	18	19	1	2

As indicated in the above table, the Eighth Circuit Court of Appeals still remains below the national averages for total cases under submission more than three months. It recorded the largest number of such matters in 1984, and for the first time since 1977 recorded two matters under submission over twelve months.

TABLE 17

JUDICIAL WORKLOAD PROFILE

UNITED STATES COURT OF APPEALS FOR THE EIGHTH CIRCUIT
 TWELVE MONTH PERIODS ENDING DECEMBER 31, 1983 AND 1984

		Years Ended December 31					
		1984		1983			
OVERALL WORKLOAD STATISTICS	Filings	1959	Numerical Standing	1770	Numerical Standing		
	Terminations	1902	↓	1603	↓		
	Pending	1120	↓	1063	↓		
	Percent Change in Total Filings	Prev Year 10.7	4	10.1	6		
	Current Year , 1979	76.3		59.3			
	Number of Judgeships/ Number of Panels	9/3.0		9/3.0			
	Number of Vacant Judgeship Months	0		7			
ACTIONS PER PANEL	A P P E A L S F I L E D	Total	653	11	590	11	
		Prisoner	123	9	107	9	
		All Other Civil	402	9	354	10	
		Criminal	91	10	97	8	
		Administrative	37	10	32	11	
	PENDING APPEALS		373	11	354	11	
	T E R M I N A T E D A P P E A L S	Total	634	10	534	11	
		Consolidations & Cross Appeals	67		78		
		Without Hearing or Submission	239	11	205	11	
		After Hearing or Submission	328	10	251	10	
	O P I N I O N S P E R J U D G E S H I P	Signed	59	7	47	5	
		Unsigned	18	9	26	9	
	OTHER	% Reversed or Denied		15.6		16.2	
		Median Time (Months) from Filing Complete Record to Disposition		5.7	2	6.7	2
		Number of Sitting Senior Judges		2		2	

The above table provides a profile of the work of the Eighth Circuit Court of Appeals for the years 1983 and 1984. This table is specially prepared by the Administrative Office for this report. Sections in the table provide data on workload per panel. This figure is arrived at by dividing the number of authorized judgeships by three (the number of judges normally sitting on cases on appeal) which provides the figure for number of panels which becomes the denominator for the various actions computed in the table. Although the action per panel information serves as a rough method of comparing workload among the courts of appeals in the nation, it is not a totally accurate measurement of actual workload. In any particular court of appeals in the nation the actual workload may be higher or lower depending upon whether the court utilizes senior judges or visiting judges in which case the actual per panel workload figures would be lower and depending upon the number and length of time of judicial vacancies in which case the actual workload figures would be higher. Nevertheless, the present computations do provide a rough method of comparing workload among the courts of appeals.

The charts below, which cover the years 1978 through 1984, depict the per panel filings by case category, the percent change in those filings, and the percent change in total filings, terminations, and pending cases.

TABLE 18
Eighth Circuit Panel Caseload

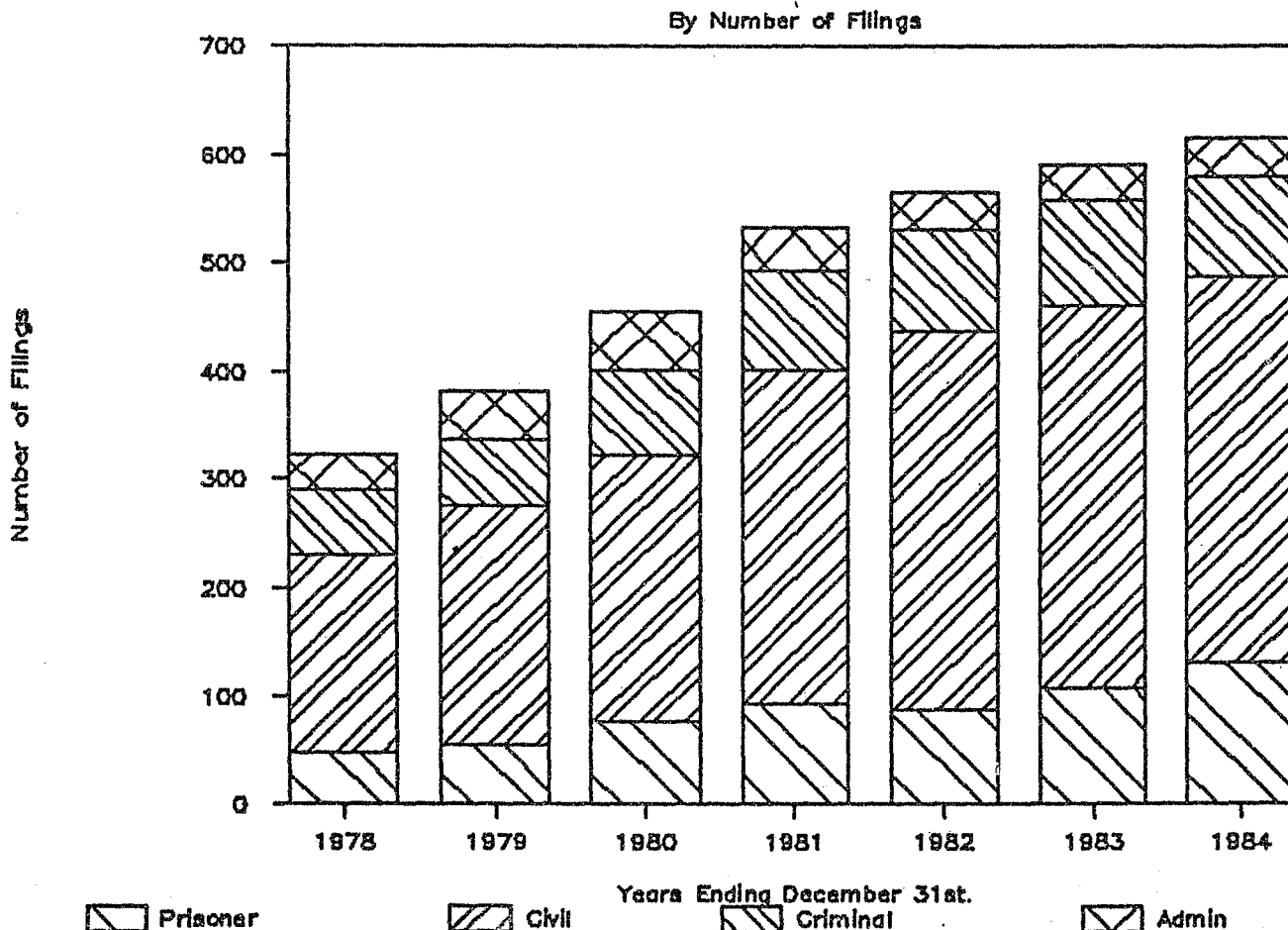


TABLE 19
Filing Changes By Category

U.S. Court of Appeals 8th. Circuit

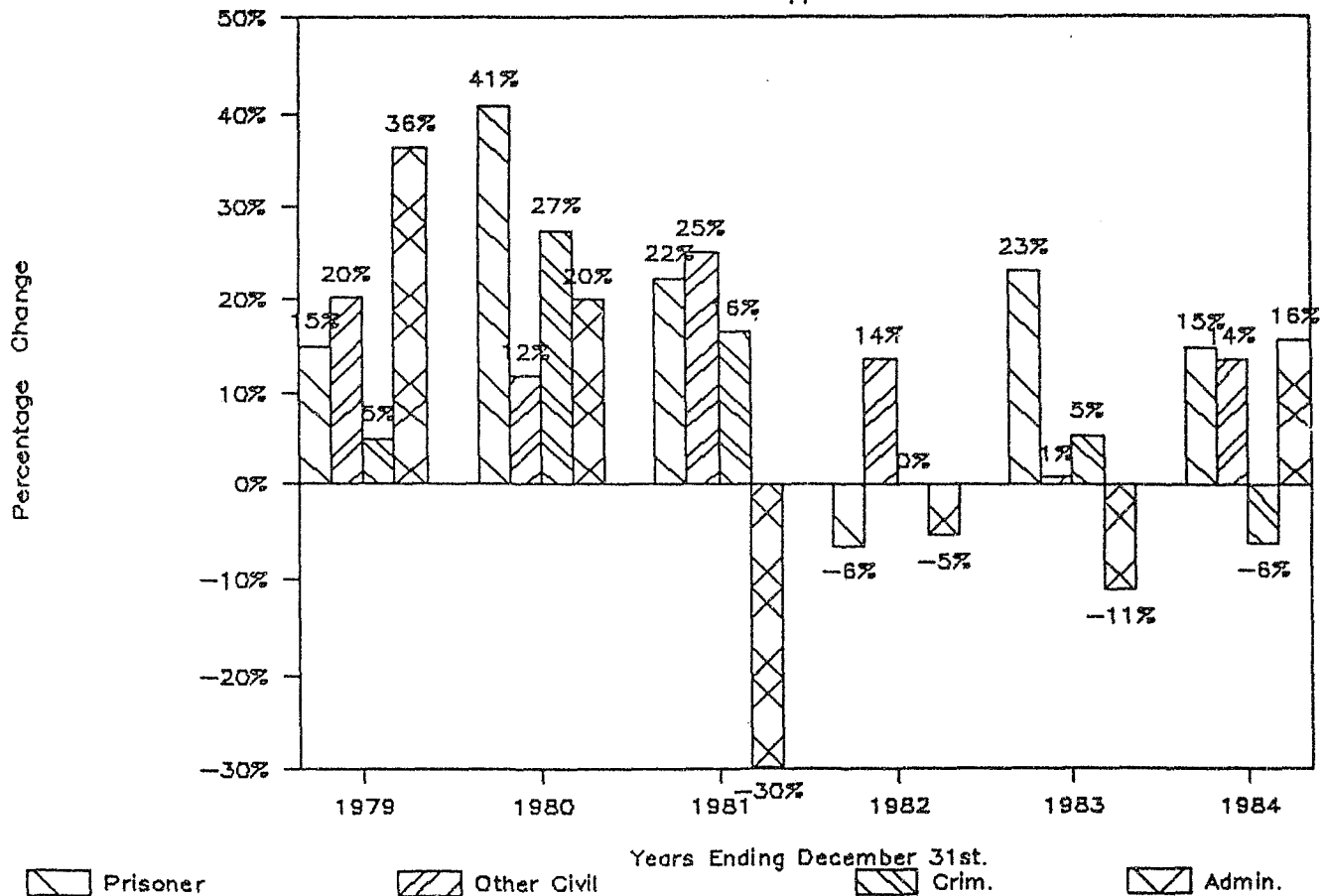
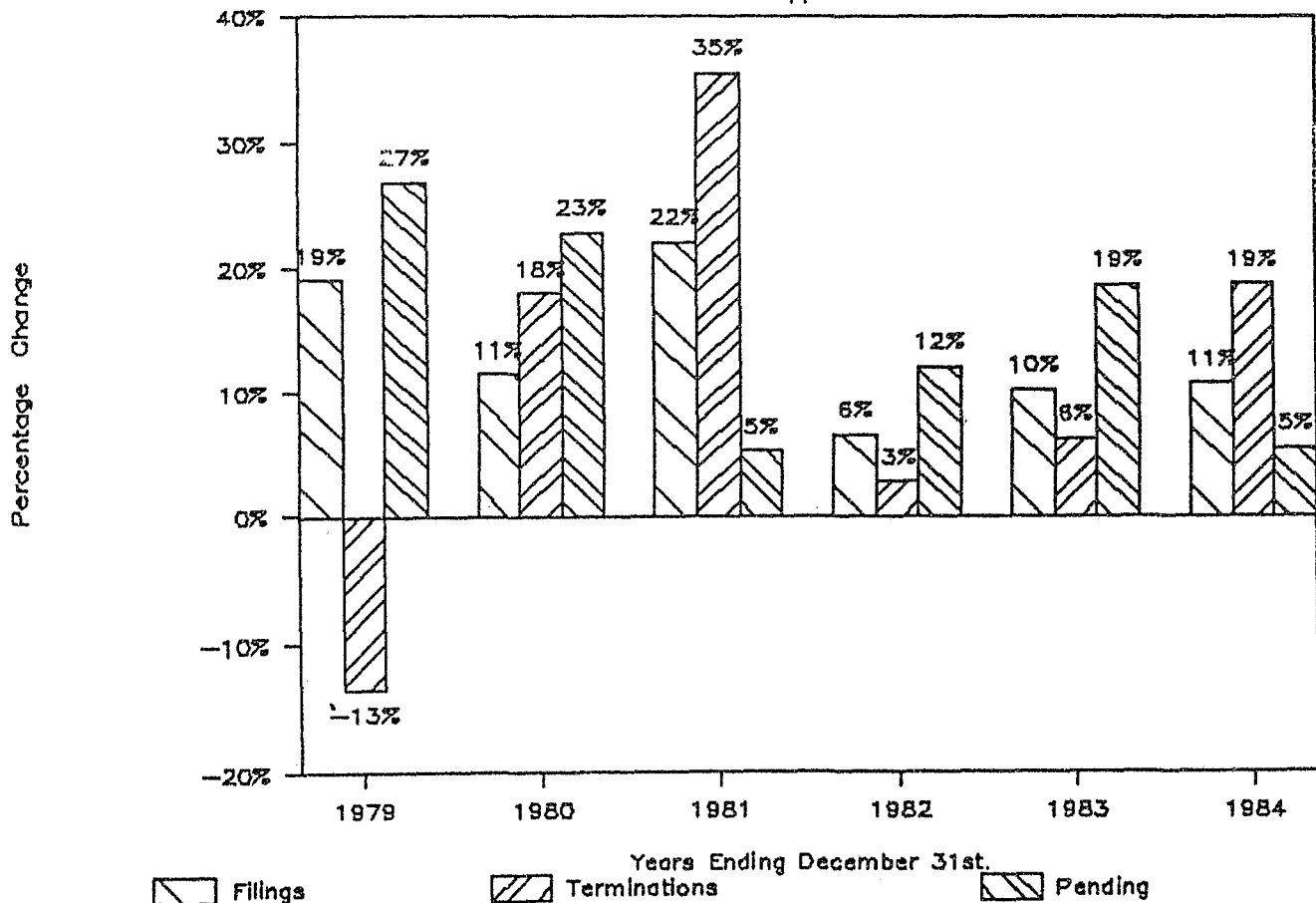


TABLE 20
Percent Change in Workload

U.S. Court of Appeals 8th. Circuit



THE DISTRICT COURTS: AN OVERVIEW

THE DISTRICT COURTS OF THE EIGHTH CIRCUIT SUMMARY OF STATISTICS FOR ALL DISTRICT COURTS

This overview of the work of the district courts in the circuit is followed by a district by district analysis.

The chart below contains the composite figures for the district courts' criminal dockets from 1978 to 1984. These figures include all criminal matters and transfers. The trend upward of criminal case filings which commenced in 1979 did not continue in 1983 or in 1984. In both years, filings and terminations decreased by 6.8 percent and 4 percent, respectively in 1983 and by 5.7 percent and 8.2 percent respectively in 1984. Although pending cases decreased slightly in 1983, they increased by 12.2 percent in 1984.

Table F in the appendix contains more detailed information on the criminal dockets of the district courts in the Eighth Circuit along with national composite data. Those figures do not include transfers.

As indicated therein, in 1984, nationwide criminal filings, terminations and pending caseloads rose by 4.8 percent, 9.7 percent, and 6.3 percent, respectively. However, in the Eighth Circuit district courts, decreases were recorded in criminal filings and terminations of 5.7 percent and 8.2 percent respectively. The increase in pending cases was almost double the national rate - 12.2 percent compared to 6.3 percent.

TABLE 21
Criminal Cases

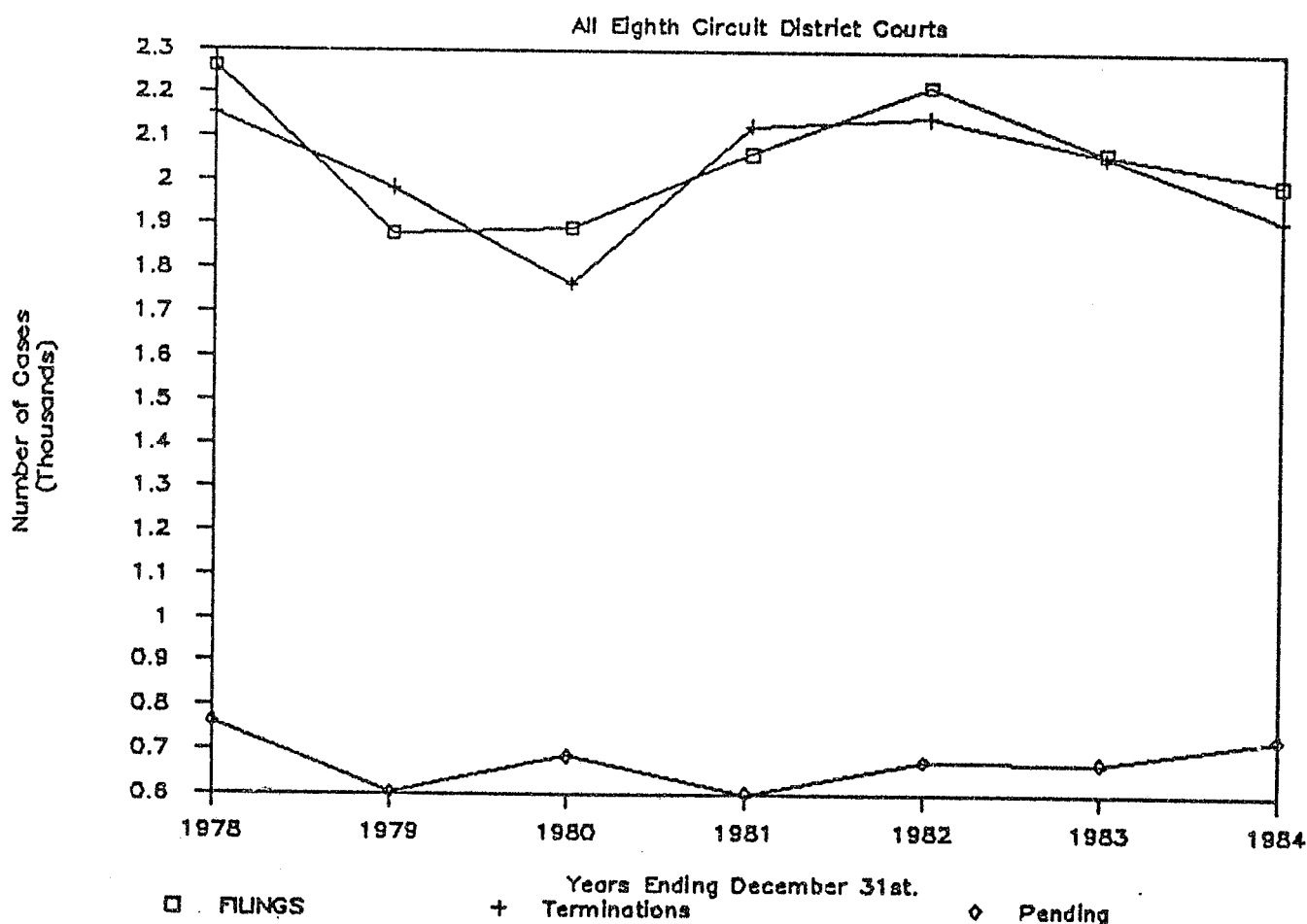
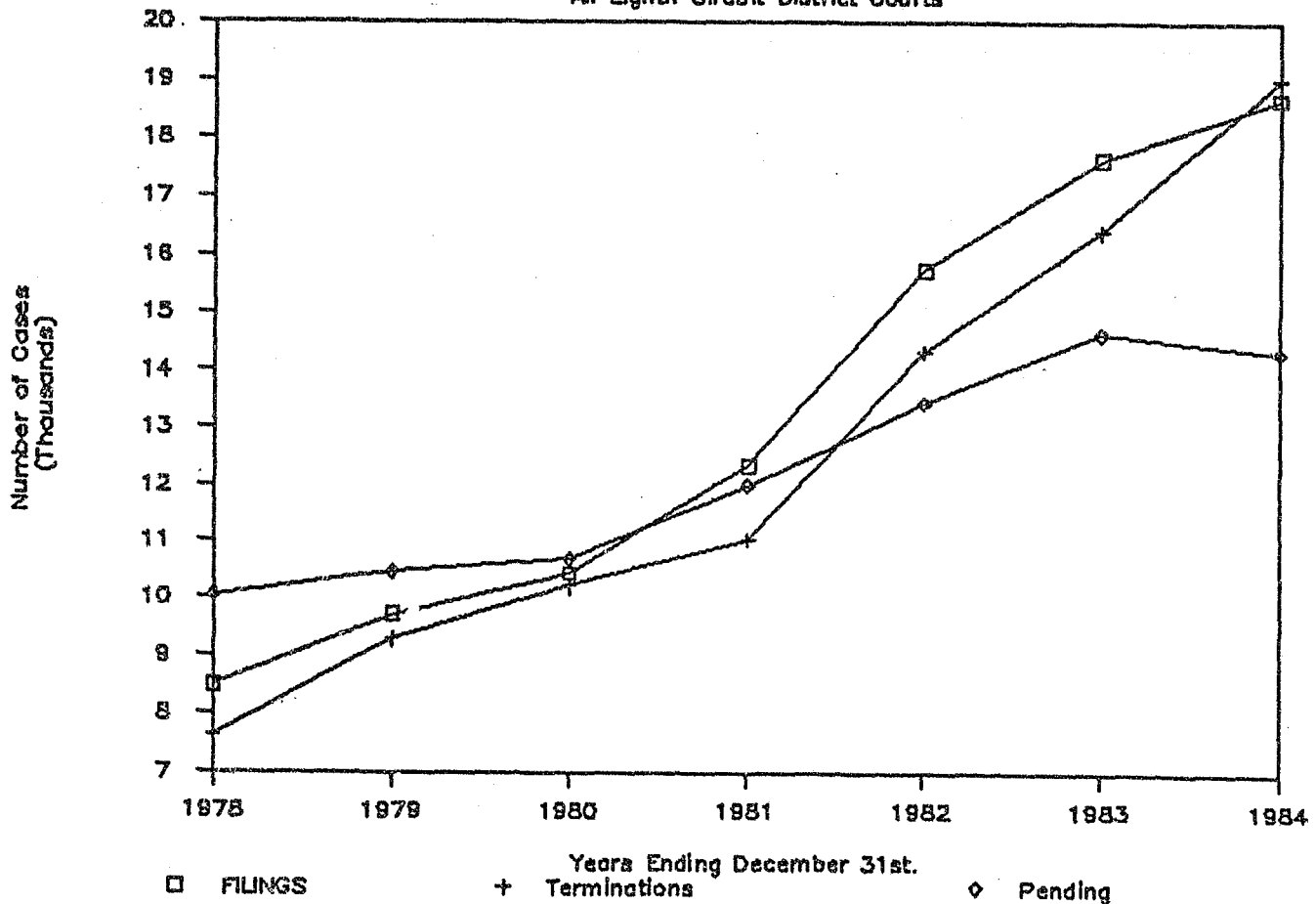


TABLE 22
Civil Cases

All Eighth Circuit District Courts



The chart above summarizes the civil case workload of all the district courts in the Eighth Circuit during a seven-year period commencing in 1978.

Additional data concerning civil cases commenced, terminated and pending during that period is contained in Table G in the appendix. Civil case filings more than doubled between 1978 and 1984 increasing by 120.1 percent compared to a 80.2 percent increase nationwide during the same period. The more pronounced increase between 1983 and 1984 occurred in the District of North Dakota (29.6 percent). The Southern District of Iowa, and the District of Minnesota recorded increases of over 18 percent. Civil filings declined in the Northern District of Iowa (-9.6 percent), Western District of Missouri (-3.8 percent), and in the Western District of Arkansas (-3.1 percent).

Civil case terminations in the district courts in the Eighth Circuit rose by almost 16 percent in 1984, and pending civil cases decreased by less than 3 percent. Pending cases decreased in every district in the Eighth Circuit except in the Southern District of Iowa and the Eastern District of Missouri which recorded an increase of 10.3 percent and 13.1 percent respectively.

Table H in the appendix contains information on the method of termination of civil actions in the district courts in the Eighth Circuit along with national composite data for 1984. As indicated therein, the district courts in the Eighth Circuit (as they have done for the last seven years) again exceeded the national average for cases reaching trial. During 1984, the national trial rate was 4.7 percent while the rate in the Eighth Circuit was 5.9 percent. In 1984, the Western District of Arkansas reported the highest trial rate in the circuit of 9.4 percent. Five districts in the Eighth Circuit reported trial rates in excess of above 6 percent during 1984 and three districts were below the national trial rate. The District of Minnesota reported the lowest trial rate in circuit of 1.9 percent.

The total workload of all the district courts in the Eighth Circuit is shown in the chart below followed by a chart of the "Backlog" in those district courts. Backlog was arrived at by determining the monthly termination rate and dividing that rate into the number of pending cases at the end of the year. As indicated in the chart, the district courts in the circuit have steadily improved their civil case backlog conditions.

TABLE 23
Total Cases

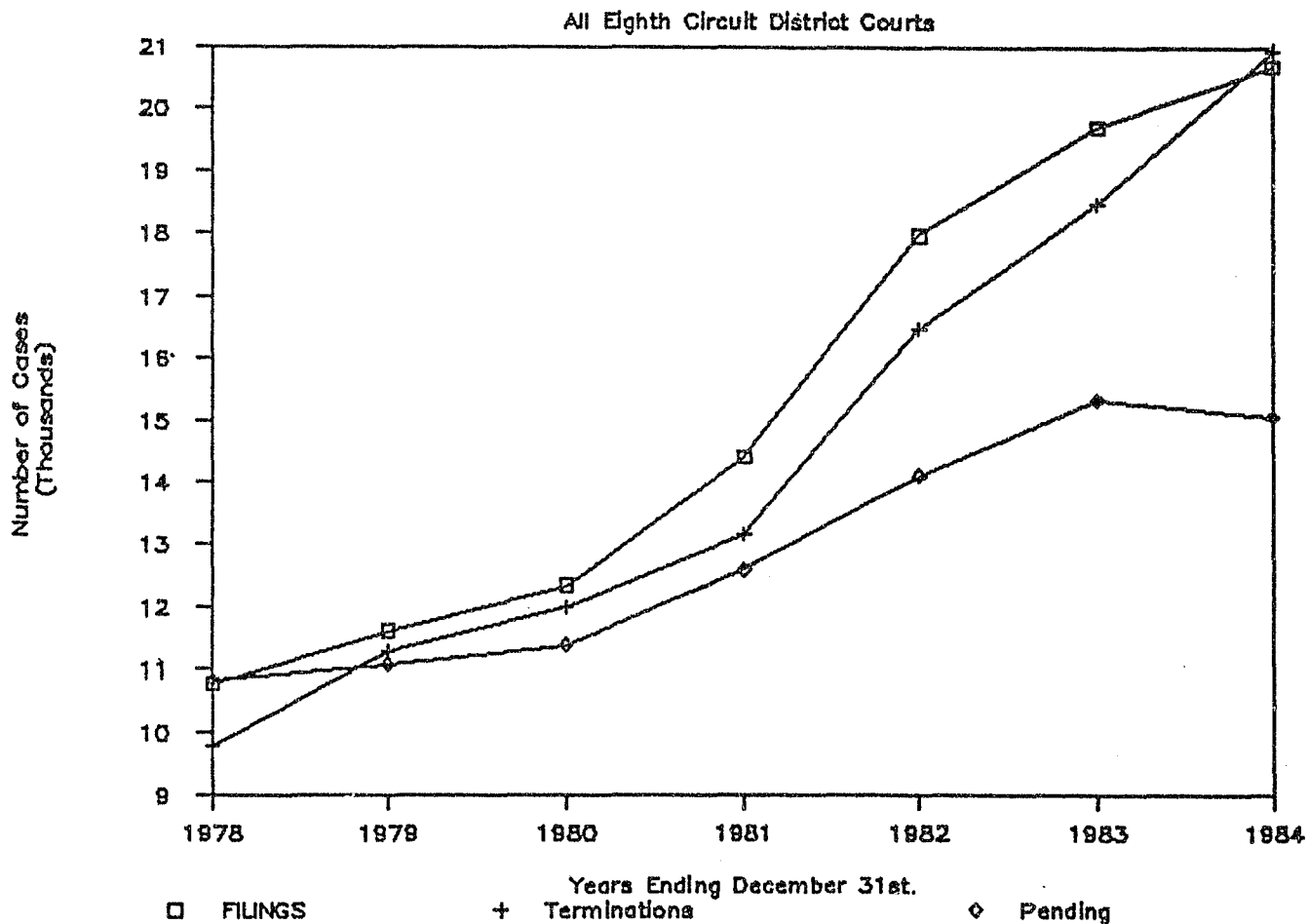


TABLE 24
Backlog

All Eighth Circuit District Courts

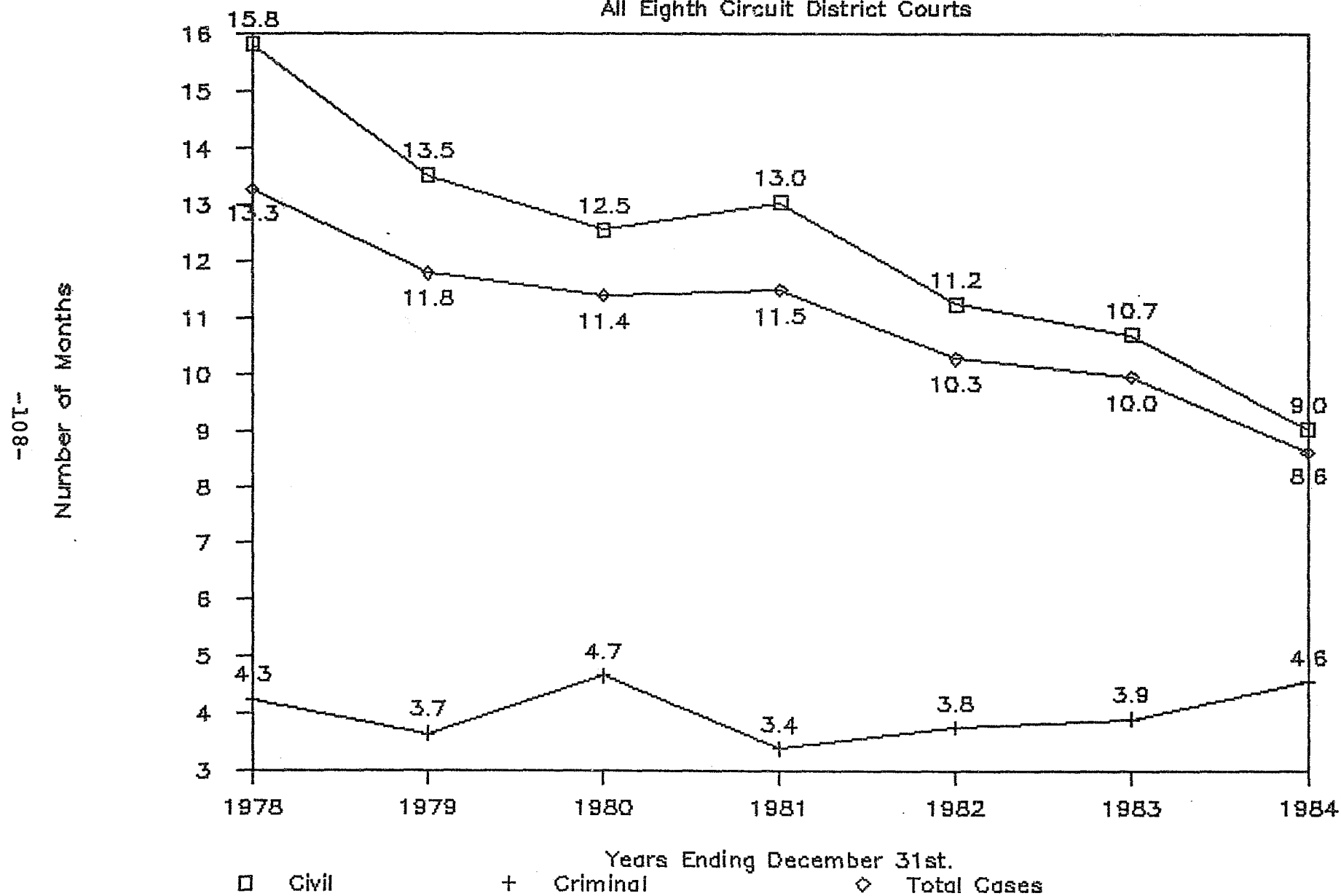


TABLE 25
JUDICIAL WORKLOAD PROFILE
COMPARISON OF DISTRICTS WITHIN THE EIGHTH CIRCUIT
YEAR ENDED DECEMBER 31, 1984

NATIONAL & CIRCUIT STANDINGS			EAR N C		WAR N C		NIA N C		SIA N C		MN N C		EMO N C		WMO N C		NE N C		ND N C		SD N C																																									
OVERALL WORKLOAD	Filings		2,705		1,263		832		1,379		3,988		3,827		3,433		1,758		631		884																																									
	Terminations		3,047		1,481		824		1,249		4,018		3,501		3,510		1,789		638		886																																									
	Pending		1,794		769		662		1,454		2,693		2,778		2,510		1,335		472		619																																									
	% Change in Total Filings Current Year	Over 1983	+10.2%	4	-2.9%	8	-6.1%	10	+17.5%	3	+19.3%	2	+0.8%	7	-6.1%	9	+0.7%	6	+21.1%	1	+6.4%	5																																								
		Over 1979	109.5%	2	96.7%	4	77.8%	5	44.2%	8	150.5%	1	99.3%	3	73.4%	6	67.1%	7	23.5%	10	41.9%	9																																								
	No. of Judgeships		4		2		1.5		2.5		6		5		6		3		2		3																																									
Vacant Judgeship Mos.		.0		.0		.0		.0		.0		.0		.0		.0		.0		.0																																										
ACTIONS PER JUDGE -601-109-	FILINGS	Total	676	23	2	632	38	4	555	56	7	552	57	8	665	25	3	765	16	1	572	50	6	586	46	5	316	89	9	295	90	10																														
		Civil	632	21	2	578	30	4	503	49	7	515	44	6	618	24	3	713	13	1	473	59	8	555	34	5	258	90	9	230	91	10																														
		Criminal	44	64	8	54	53	4	52	54	5	37	77	9	47	59	7	52	54	5	99	22	1	31	83	10	58	49	3	65	40	2																														
	Pending Cases		449		57		3		385		72		8		441		61		6		582		35		1		449		57		3		556		39		2		418		65		7		445		60		5		236		91		9		206		93		10	
	Weighted Filings		491		42		3		446		61		7		454		60		6		475		49		5		566		23		2		665		11		1		401		75		8		477		48		4		238		91		10		279		86		9	
	Terminations		762		15		1		741		17		2		549		61		7		500		76		8		670		24		4		700		19		3		585		44		6		596		43		5		319		88		9		295		91		10	
	Trials Completed		58		14		4		82		2		1		28		79		9		53		21		5		24		85		10		73		4		2		36		60		7		66		9		3		30		74		8		39		49		6	
MEDIAN TIMES (MONTHS)	From Filing to Disposition	Criminal	2.9	6	1	3.6	23	3	2.9	6	1	4.4	58	9	4.3	55	7	3.6	23	3	3.8	32	5	5.5	87	10	4.1	48	6	4.3	55	7																														
		Civil	9	65	9	8	48	8	6	18	2	9	65	9	4	2	1	6	18	2	7	36	7	6	18	2	6	18	2	6	18	2																														
	From Issue to Trial (Civil Only)		14		34		5		10		10		2		15		43		7		12		23		4		17		57		9		8		3		1		15		43		7		17		57		9		14		34		5		10		10		2	
TRIALS	No. (and %) of Civil Cases Over 3 Years Old		42 2.3%		10 1.3%		8 1.2%		39 2.7%		76 2.8%		48 1.7%		53 2.1%		13 1.0%		16 3.4%		6 1.0%																																									
	TOTAL		230		163		42		133		145		366		218		199		60		117																																									
	10 - 19 Days		2		0		2		2		9		6		3		3		0		0																																									
	20 Days and Over		1		0		0		5		1		4		1		0		1																																											
OTHER	Number of Defendants Filed		253		144		91		129		395		378		659		135		152		262																																									
	Number of Diver- sity Cases Filed		443		343		183		213		831		893		483		295		120		160																																									
	Matters Under Ad- visement Over:	60 Days	7		1		1		3		7		2		34		1		3		2																																									
1 Year		0		0		0		0		0		0		7		0		0		0																																										

The above table summarizes the workload in the district courts of the Eighth Circuit in calendar year 1984. The table provides data on workload per judgeship and serves to provide a method of comparing workload among the districts in the Eighth Circuit. Concededly, this method is not totally accurate because it utilizes authorized judgeships as a denominator rather than the actual number of judicial officers involved in case processing. In any particular district the actual workload per judge may be higher or lower depending upon whether senior judges are carrying partial or full dockets in which case the per judge workload figures would be less and depending upon the number and length of time of judicial vacancies in which case the actual per judge workload figures would be higher. Nonetheless, the current method does provide the only method at present for making workload comparison among the districts in the circuit and in the nation. Appearing below are the districts arranged according to their respective per judge workloads.

<u>Terminations</u>	<u>Pending</u>	<u>Trials Completed</u>
Eastern District of Arkansas	Southern District of Iowa	Western District of Arkansas
Western District of Arkansas	Eastern District of Missouri	Eastern District of Missouri
Eastern District of Missouri	*Eastern District of Arkansas	District of Nebraska
District of Minnesota	*District of Minnesota	Eastern District of Arkansas
District of Nebraska	District of Nebraska	Southern District of Iowa
Western District of Missouri	Northern District of Iowa	District of South Dakota
Northern District of Iowa	Western District of Missouri	Western District of Missouri
Southern District of Iowa	Western District of Arkansas	District of North Dakota
District of North Dakota	District of North Dakota	Northern District of Iowa
District of South Dakota	District of South Dakota	District of Minnesota
*Both districts had the same number of pending cases per judge.		

Table I in the appendix contains information on the age of pending civil cases for the year 1984 for the district courts in the Eighth Circuit along with national composite data. The table reflects the fact that every district court in the Eighth Circuit remained below the national average for pending three-year-old cases. Nationally, the percent of pending civil cases which were three years old or over was 7.0 percent while the range in the district courts in the Eighth Circuit was from 1.9 percent to 4.2 percent. The average figure for the Circuit of 3.1 percent is the same as last year's rate.

The civil cases discussed above do not include Land Condemnation cases. These are presented in Table J in the appendix.

The following charts contain comparison data for each of the district courts in the circuit for the year ending December 31, 1984. The charts depict the district court's total workload, per judge total workload, the total filings per judge and by court, actual and average per judge case production, total pending cases, and backlog.

TABLE 26
Workload Of District Courts (8th. Cir.)

For Year Ending December 31, 1984

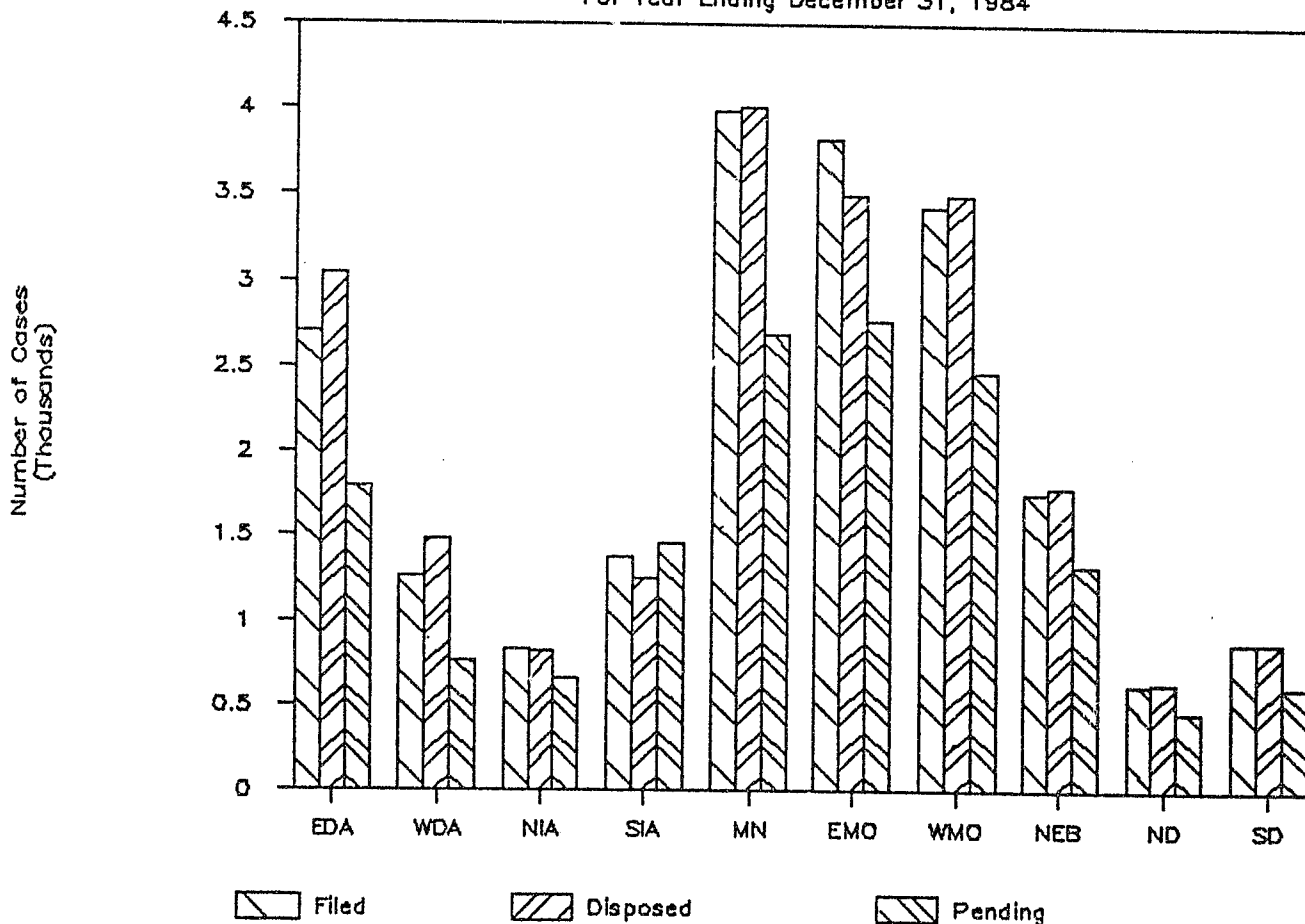


TABLE 27
Per Judge Workload By District

For Year Ending December 31, 1984

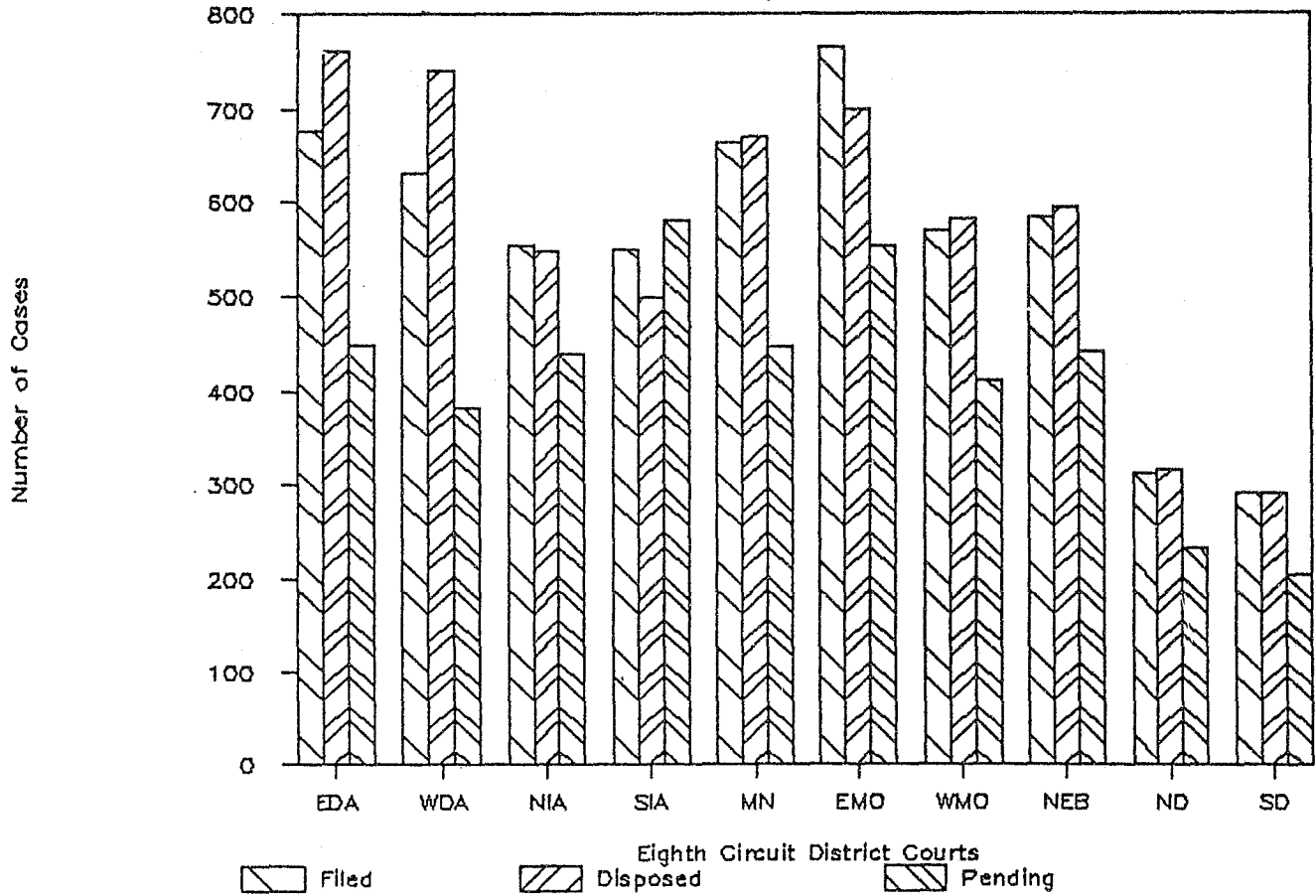


TABLE 28
Filings Per Judge and By Court

For Year Ending December 31, 1984

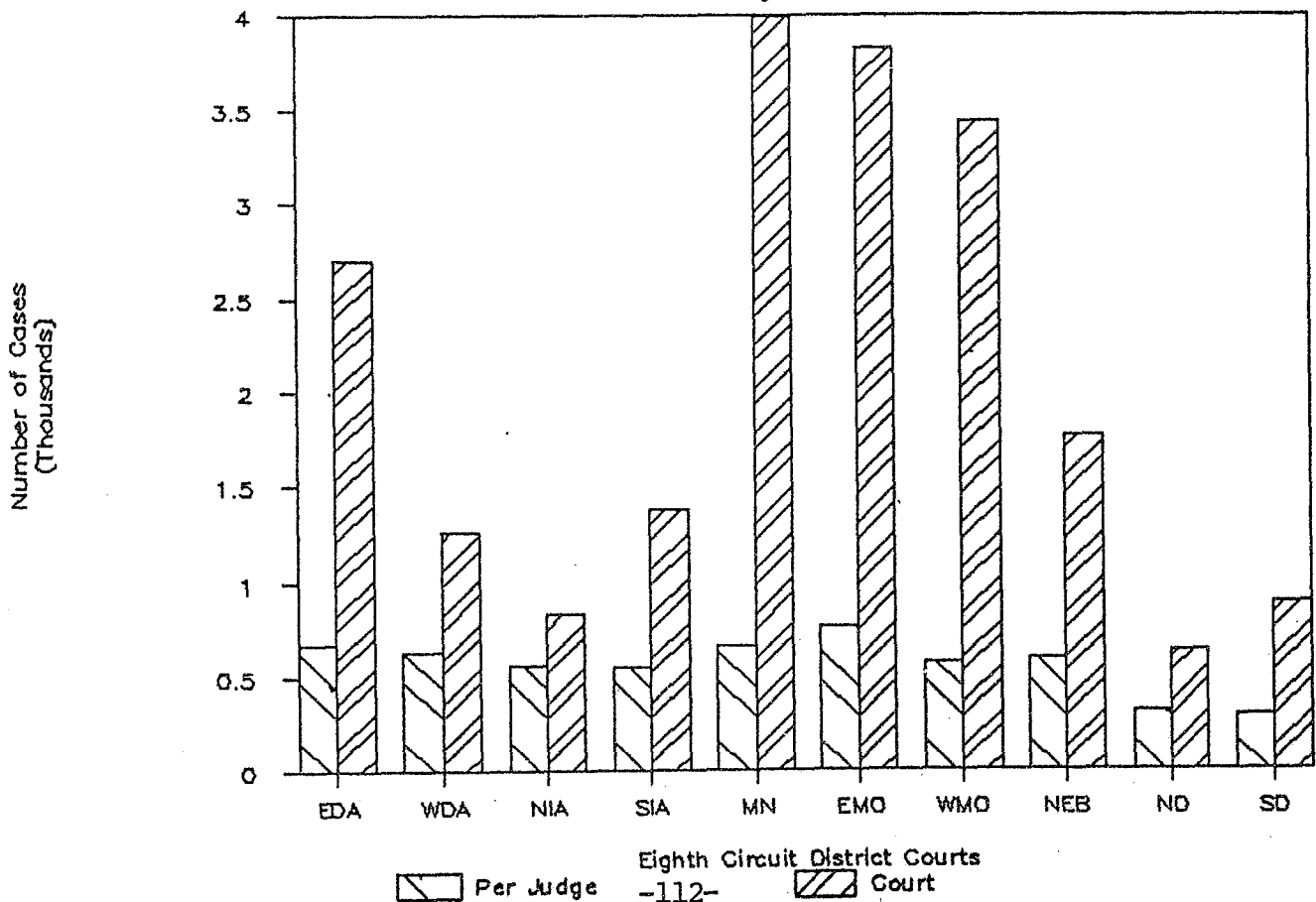


TABLE 29

Case Production By District Judges

For Year Ending December 31, 1984

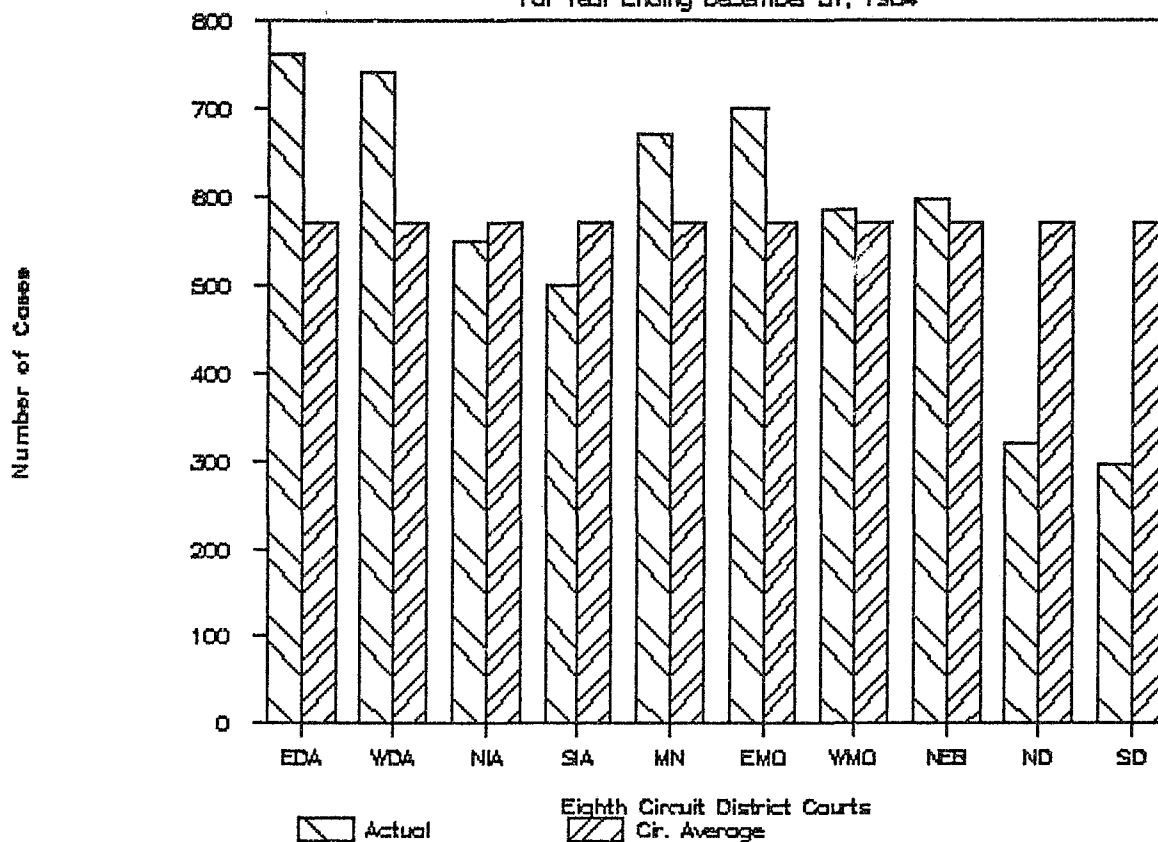


TABLE 30

Pending Caseload District Courts

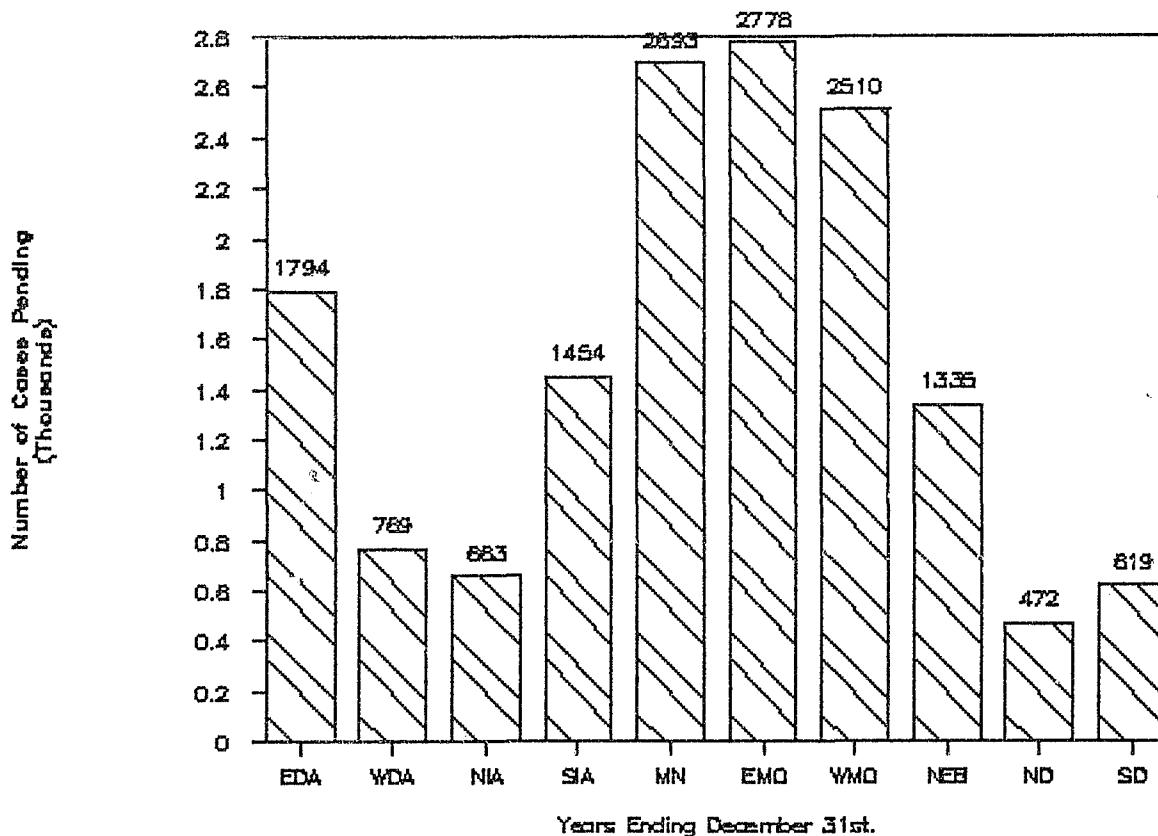
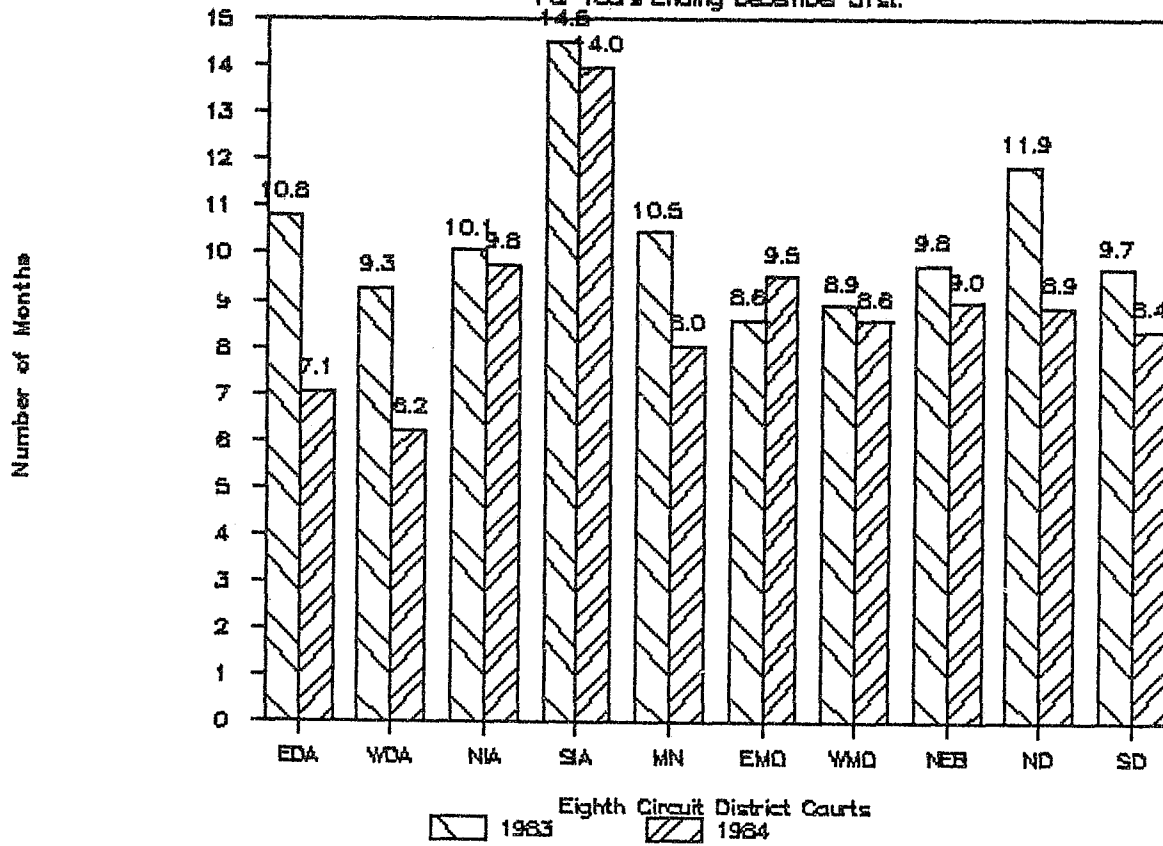


TABLE 31
Backlog in District Courts

For Years Ending December 31st.



**INDIVIDUAL PROFILES
OF
DISTRICT COURTS**

EASTERN DISTRICT OF ARKANSAS

DISTRICT JUDGESHIPS

Authorized Judgeships4*
Senior Judges 0

<u>Authorized Places of Holding Court</u>	<u>1980 Division Population</u>	<u>Resident Judges</u>
<u>WESTERN DIVISION</u>		
Little Rock	631,336	4
<u>PINE BLUFF DIVISION</u>		
Pine Bluff	215,116	-
<u>EASTERN DIVISION</u>		
Helena	126,877	-
<u>JONESBORO DIVISION</u>		
Jonesboro	285,505	-
<u>NORTHERN DIVISION</u>		
Batesville	113,074	-

BANKRUPTCY JUDGESHIPS

Authorized Judgeships2**

Location of Headquarters Little Rock

Places of Holding Court:

Little Rock	Harrison
Jonesboro	Hot Springs
El Dorado	Texarkana
Fort Smith	Helena
Fayetteville	Pine Bluff

MAGISTRATE POSITIONS PRESENTLY AUTHORIZED5

<u>Location</u>	<u>Type</u>	<u>Expiration of Current Term</u>
Little Rock	Full-time	Vacant
Little Rock	Full-time	Sept. 23, 1989
Little Rock	Full-time	Dec. 21, 1986
Jonesboro	Part-time	March 21, 1989
West Memphis	Part-time	Feb. 19, 1987

- * Three judgeships are authorized to serve the Eastern District of Arkansas exclusively. Two judgeships are authorized to "rove" between the Eastern and Western Districts. At present, both "roving judges" maintain their official stations at Little Rock.
- ** Both judges also serve in the Western District of Arkansas.

TABLE 32
EASTERN DISTRICT OF ARKANSAS

CASELOAD OF THE DISTRICT COURT
Years Ended December 31, 1983 and 1984

	TOTALS			CIVIL			CRIMINAL*		
	<u>1983</u>	<u>1984</u>	<u>% Change</u>	<u>1983</u>	<u>1984</u>	<u>% Change</u>	<u>1983</u>	<u>1984</u>	<u>% Change</u>
Filed	2,454	2,705	+10.2	2,272	2,527	+11.2	182	178	-2.2
Terminated	2,369	3,047	+28.6	2,181	2,865	+31.4	188	182	-3.2
Pending	2,136	1,794	-16.0	2,082	1,744	-16.2	54	50	-7.4

*Includes felony, misdemeanor, petty offenses tried by a judge, appeals from magistrates, reopens, remands and transfers.

STATISTICAL PROFILE PER JUDGESHIP
Years Ended December 31, 1983 and 1984

	DISTRICT		NUMERICAL STANDING CIRCUIT		NATIONAL (95 Districts)	
	<u>1983</u>	<u>1984</u>	<u>1983</u>	<u>1984</u>	<u>1983</u>	<u>1984</u>
Authorized Judgeships	4	4				
Total Cases Filed**	605	676	3	2	31	23
Civil Cases Filed	568	632	3	2	29	21
Felony Cases Filed	37	44	7	8	61	64
Total Cases Pending	533	449	1	3	40	57
Total Weighted Caseload	496	491	2	3	41	42
Total Cases Terminated	585	762	3	1	21	15
Total Trials Completed	67	58	2	4	8	14
MEDIAN DISPOSITION TIMES (Filing to Disposition, in Months)						
Criminal Cases	4.0	2.9	2	1	8	6
Civil Cases	7	9	5	9	42	65
Issue to Trial (Civil Only)	15	14	6	5	48	34

**Includes civil and felony cases only.

SUMMARY OF STATISTICS FOR THE EASTERN DISTRICT OF ARKANSAS

Although civil filings increased almost 12 percent from 1983 to 1984, civil terminations during the same period increased by 29 percent, resulting in a 16 percent decrease in pending cases - the first such decrease since 1979. The district is number one in the circuit for terminations per judgeship, and fifteenth in the nation. Civil filings per judgeship stood at 632 in 1984, giving this district the second heaviest workload in the circuit and making it twenty-first in the nation. In 1984 this district (and the Northern District of Iowa) were first in the circuit, disposing of their criminal dockets in less than three months. Only 4 other districts of the 95 districts in the nation recorded a speedier disposition of criminal cases. Despite its heavy workload the district disposed of its criminal filings in less than three months and its civil filings within seven months. Civil cases were brought to trial within 14 months compared to 15 months in 1983. Although total trials decreased from 266 in 1983 to 230 in 1984, the district remained second in the circuit in that regard. Since 1981, the district has reduced civil cases pending over 3 years by 59 percent, down from 102 to 42. Only 7 matters were under advisement over 60 days and no matters were under advisement over one year in 1983.

The Circuit Council has continued to urge that an additional judgeship be created to assist the district in processing its increasing workload.

TABLE 33
Civil Cases

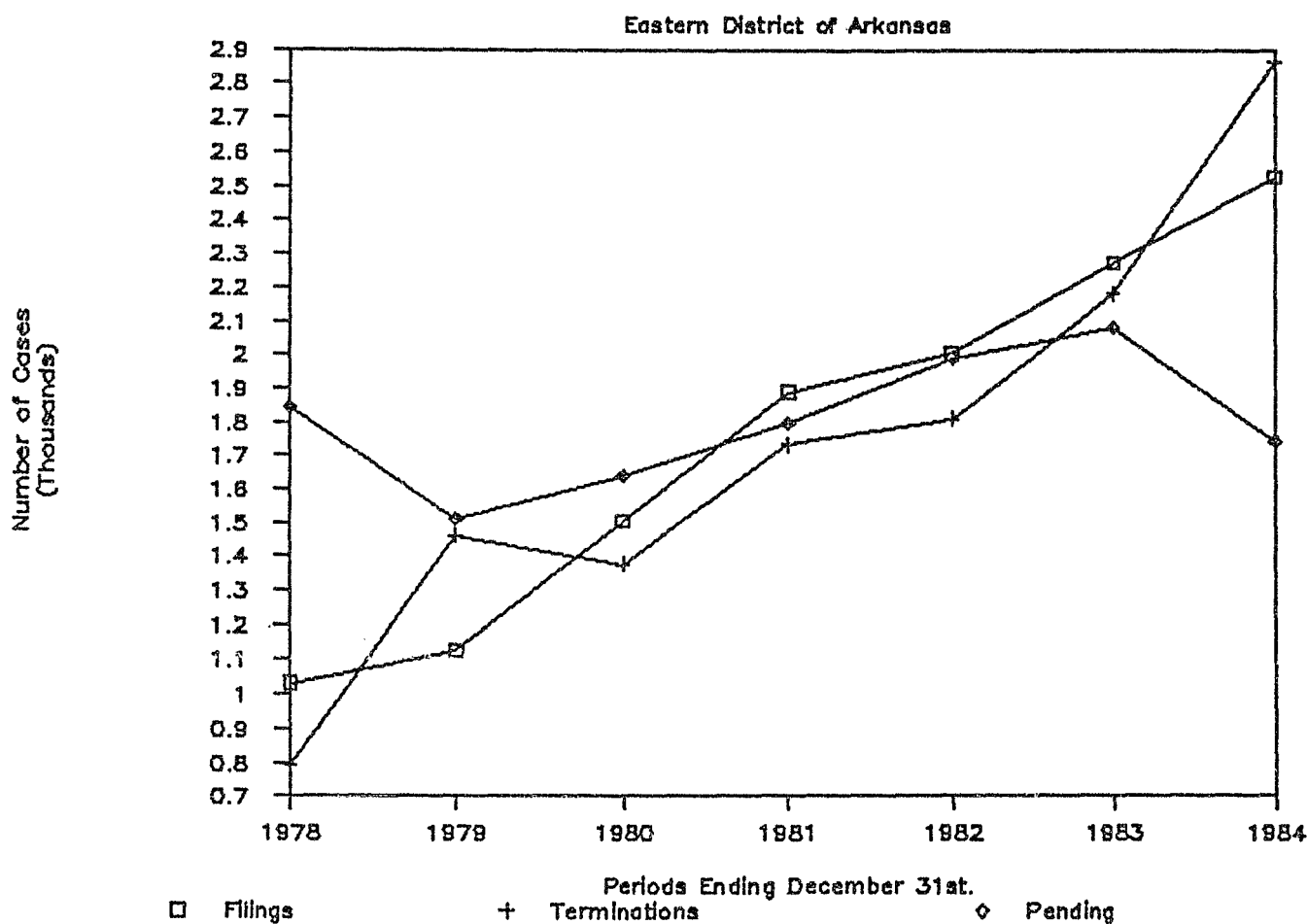


TABLE 34
Criminal Cases

Eastern District of Arkansas

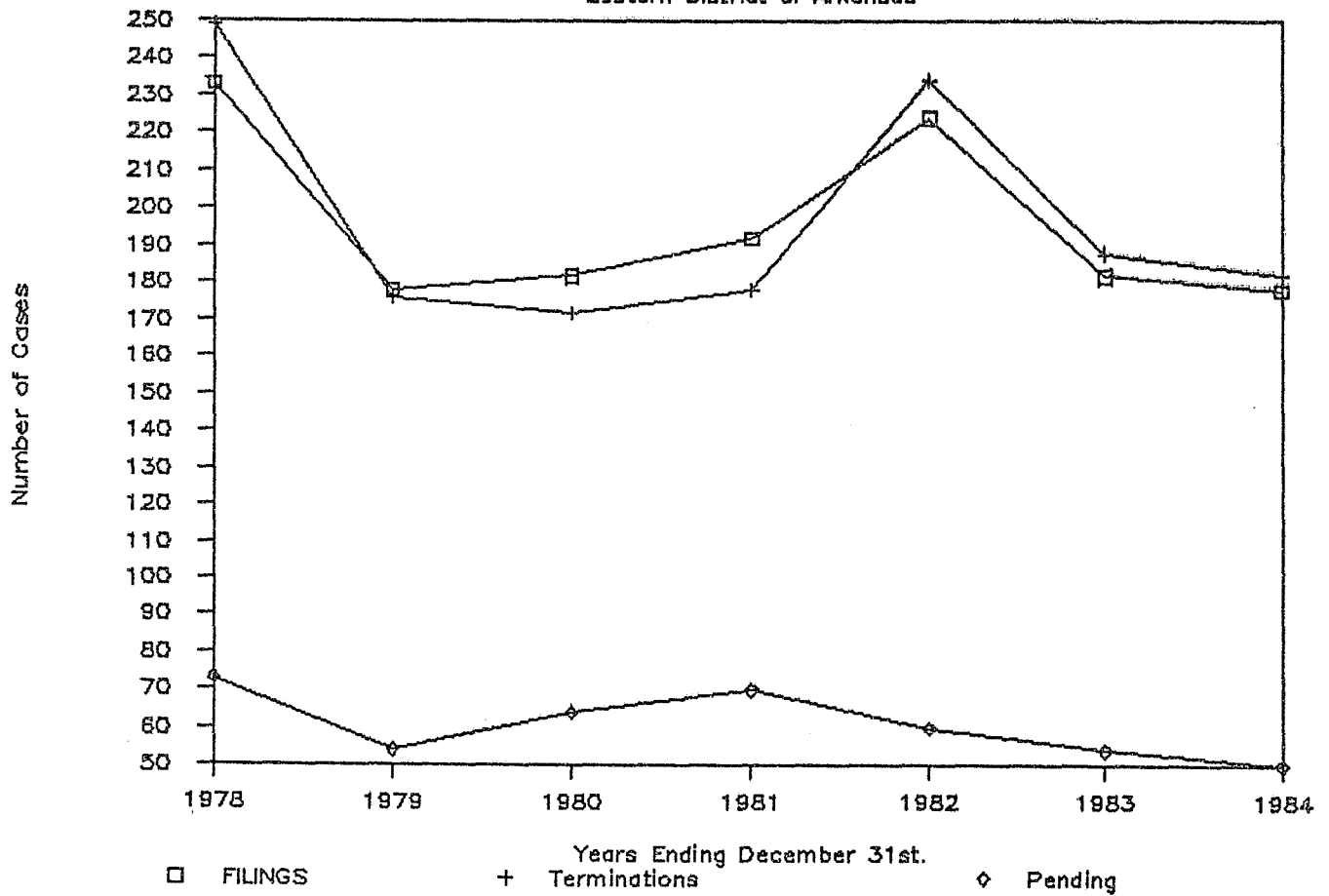
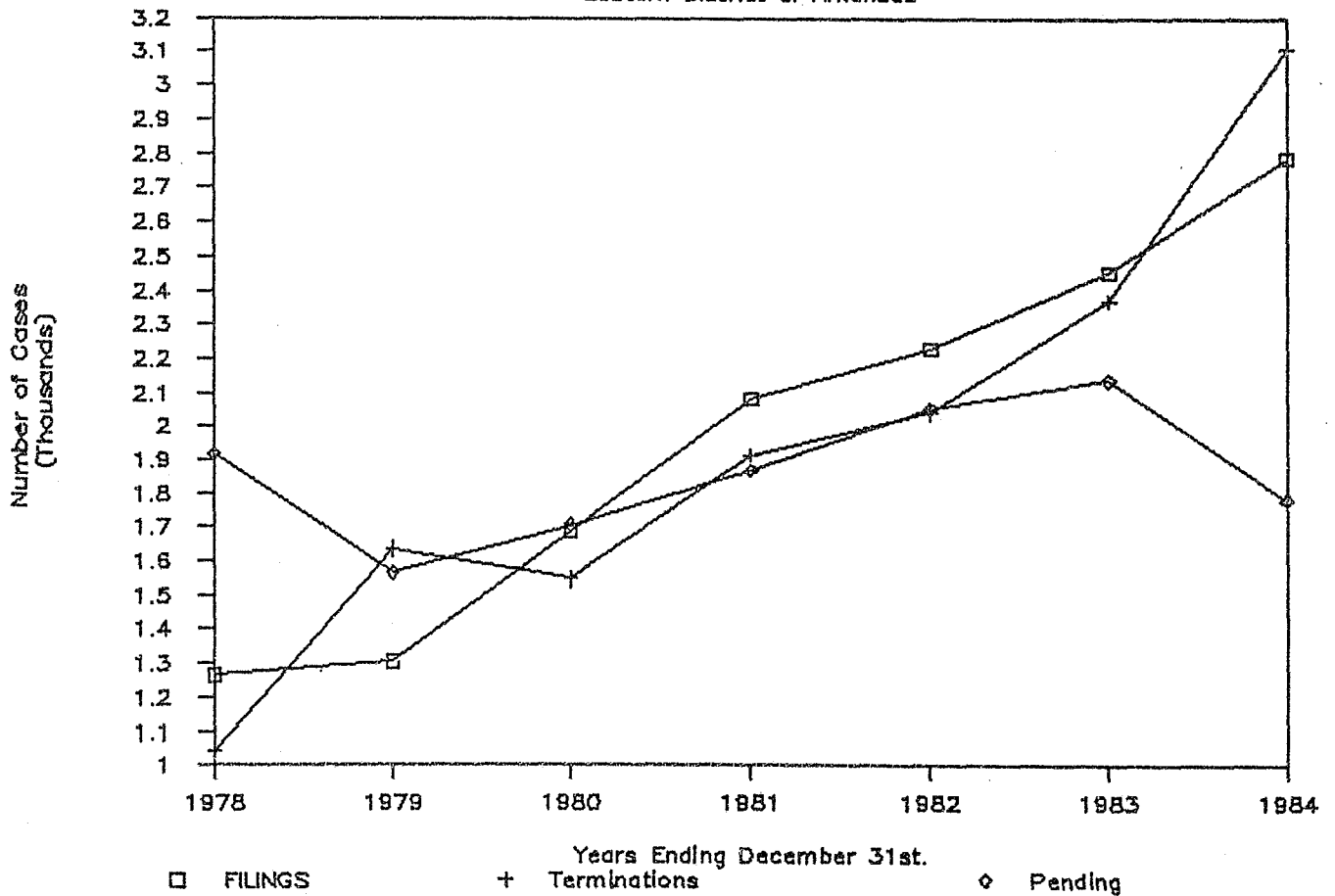


TABLE 35
Total Cases

Eastern District of Arkansas



WESTERN DISTRICT OF ARKANSAS

DISTRICT JUDGESHIPS

Authorized Judgeships 3*
 Senior Judges 2**

<u>Authorized Places of Holding Court</u>	<u>1980 Population</u>	<u>Resident Judges</u>
<u>FORT SMITH DIVISION</u>	<u>282,170</u>	1
Fort Smith	71,384	
<u>EL DORADO DIVISION</u>	<u>180,278</u>	-
El Dorado	26,685	
<u>HOT SPRINGS DIVISION</u>	<u>179,652</u>	-
Hot Springs	35,166	
<u>TEXARKANA DIVISION</u>	<u>145,641</u>	-
Texarkana	21,459	
<u>HARRISON DIVISION</u>	<u>107,183</u>	-
Harrison	9,567	

BANKRUPTCY JUDGES

Authorized Judgeships 2***

Location of Headquarters Little Rock
 Places of Holding Court:

Little Rock	Harrison
Jonesboro	Hot Springs
El Dorado	Texarkana
Fort Smith	Helena
Fayetteville	Pine Bluff

MAGISTRATE POSITIONS PRESENTLY AUTHORIZED 4

<u>Location</u>	<u>Type</u>	<u>Expiration of Current Term</u>
Fort Smith	Full-time	Sept. 30, 1987
Hot Springs	Part-time	April 30, 1988
Harrison	Part-time	Jan. 31, 1987
El Dorado	Part-time	Jan. 31, 1987
Texarkana	Part-time	Discontinued Nov. 30, 1984

* Two judges are authorized for the Western District of Arkansas exclusively. Two additional judges serve in both the Eastern and Western Districts. Both of those judges are currently stationed at Little Rock in the Eastern District. Includes one judgeship authorized pursuant to Public Law 93-353, effective July 10, 1984.

** Only one senior judge handles cases.

*** Both judges also serve in the Eastern District of Arkansas.

TABLE 36
WESTERN DISTRICT OF ARKANSAS
CASELOAD OF THE DISTRICT COURT
Years Ended December 31, 1983 and 1984

	TOTALS			CIVIL			CRIMINAL*		
	<u>1983</u>	<u>1984</u>	<u>% Change</u>	<u>1983</u>	<u>1984</u>	<u>% Change</u>	<u>1983</u>	<u>1984</u>	<u>% Change</u>
Filed	1,301	1,263	-2.9	1,192	1,155	-3.1	109	108	-0.9
Terminated	1,279	1,481	+15.8	1,165	1,379	+18.4	114	102	-10.5
Pending	987	769	-22.1	962	738	-23.3	25	31	+24.0

*Includes felony, misdemeanor, petty offenses tried by a judge, appeals from magistrates, reopens, remands and transfers.

STATISTICAL PROFILE PER JUDGESHIP
Years Ended December 31, 1983 and 1984

	DISTRICT		NUMERICAL STANDING			
	<u>1983</u>	<u>1984</u>	<u>CIRCUIT</u>	<u>NATIONAL</u>	<u>(95 Districts)</u>	
	<u>1983</u>	<u>1984</u>	<u>1983</u>	<u>1984</u>	<u>1983</u>	<u>1984</u>
Authorized Judgeships	2	2				
Total Cases Filed**	643	632	2	4	22	38
Civil Cases Filed	596	578	2	4	24	30
Felony Cases Filed	47	54	4	4	36	53
Total Cases Pending	493	385	3	8	50	72
Total Weighted Caseload	495	446	3	7	42	61
Total Cases Terminated	633	741	2	2	14	17
Total Trials Completed	57	82	4	1	18	2
MEDIAN DISPOSITION TIMES						
(Filing to Disposition, in Months)						
Criminal Cases	3.7	3.6	1	3	3	23
Civil Cases	9	8	9	8	74	48
Issue to Trial	4	10	1	2	1	10
(Civil Only)						

**Includes civil and felony cases only

SUMMARY OF STATISTICS FOR THE WESTERN DISTRICT OF ARKANSAS

Civil case filings decreased by 3 percent ending the upward climb which commenced in 1979. Civil terminations increased by almost 19 percent resulting in a 23 percent decrease in pending cases. The district completed more trials than any other district in the nation save one.

In 1984, the district had only 10 civil cases which were over three years old, six fewer than it had in 1983.

The district met the Council's median time to trial standard of twelve months, and had only one matter under advisement over sixty days.

Pursuant to Public Law 93-353, effective July 10, 1984, an additional temporary judgeship was authorized for the district.

TABLE 37
Civil Cases

Western District of Arkansas

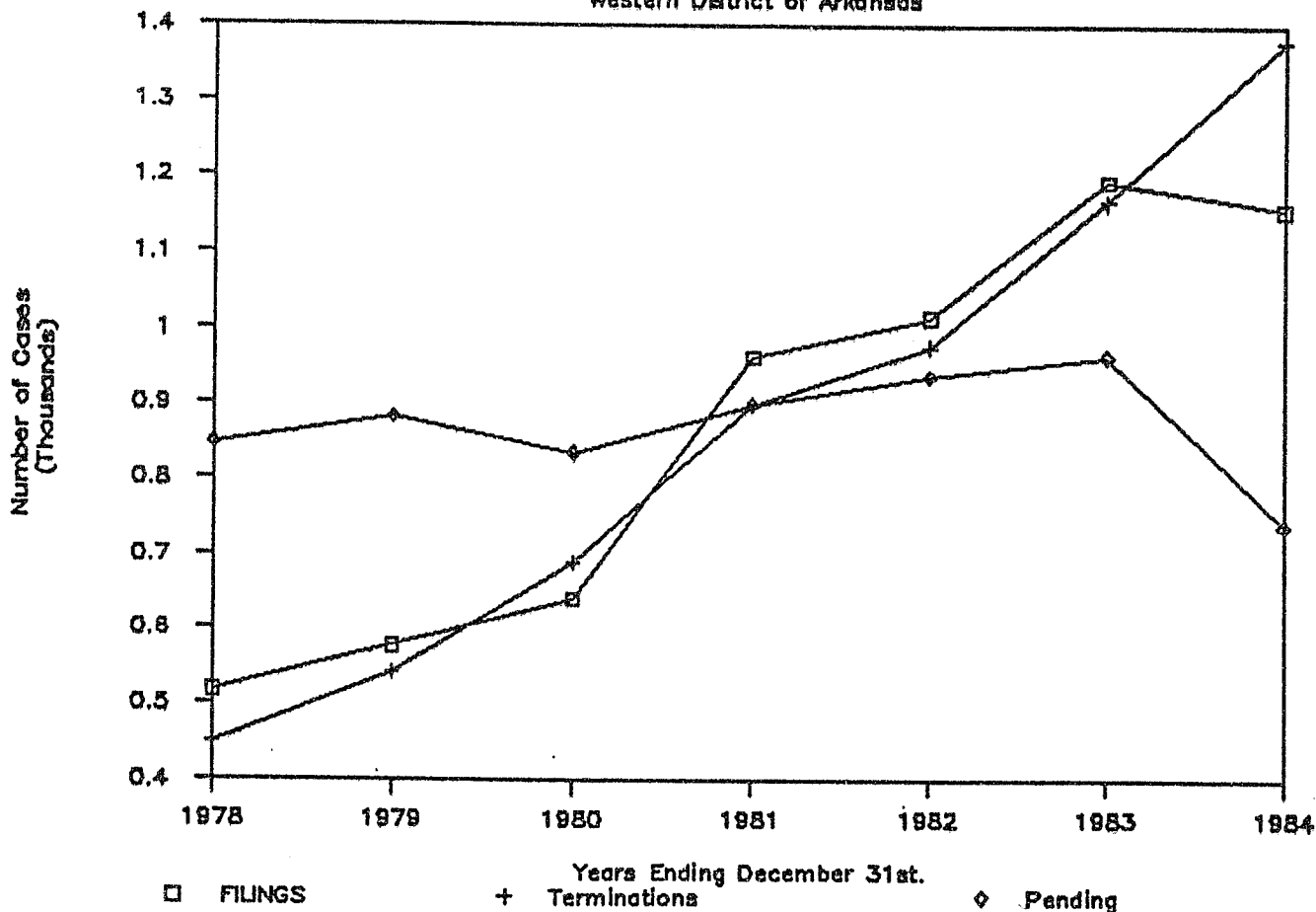


TABLE 38
Criminal Cases

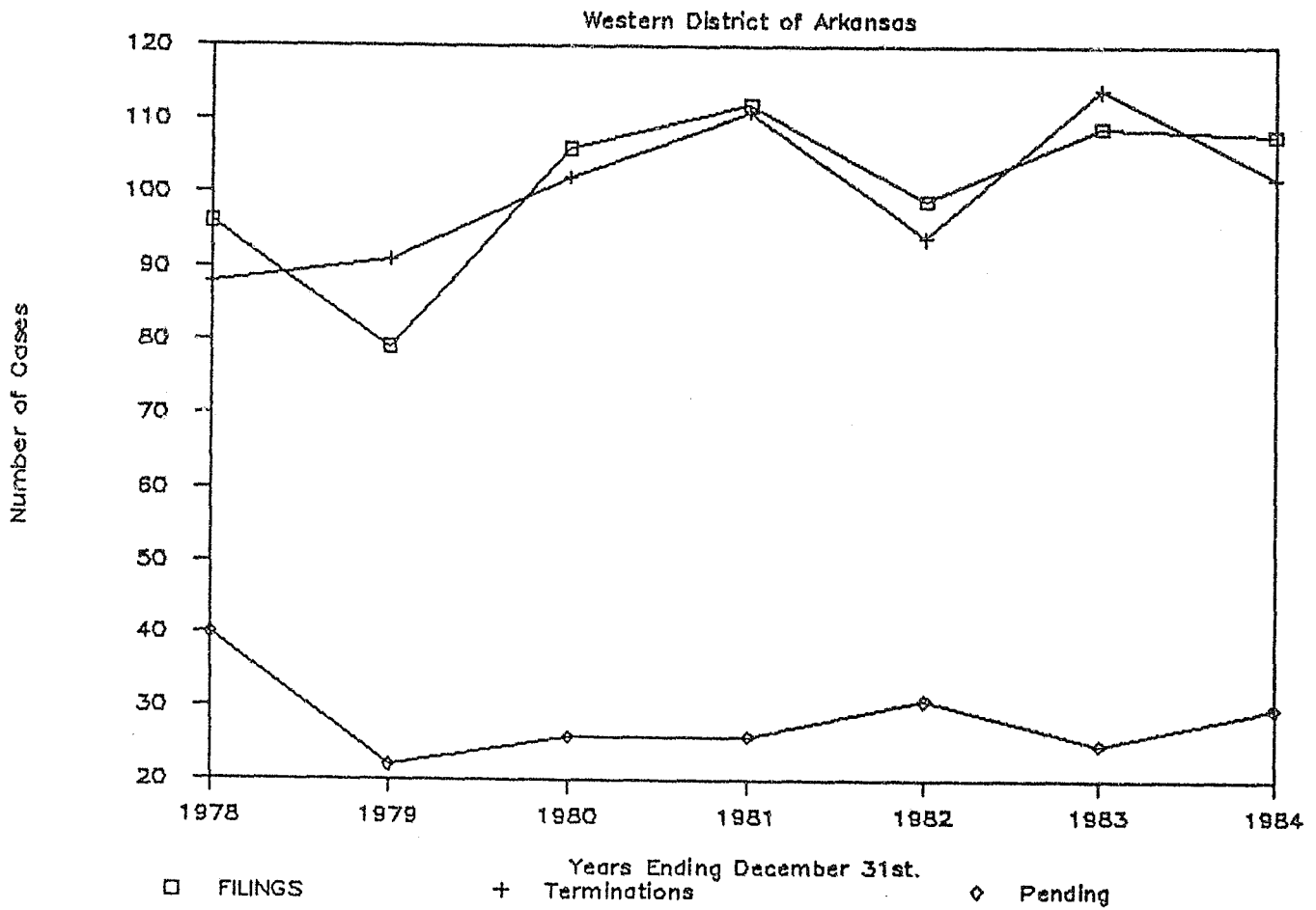
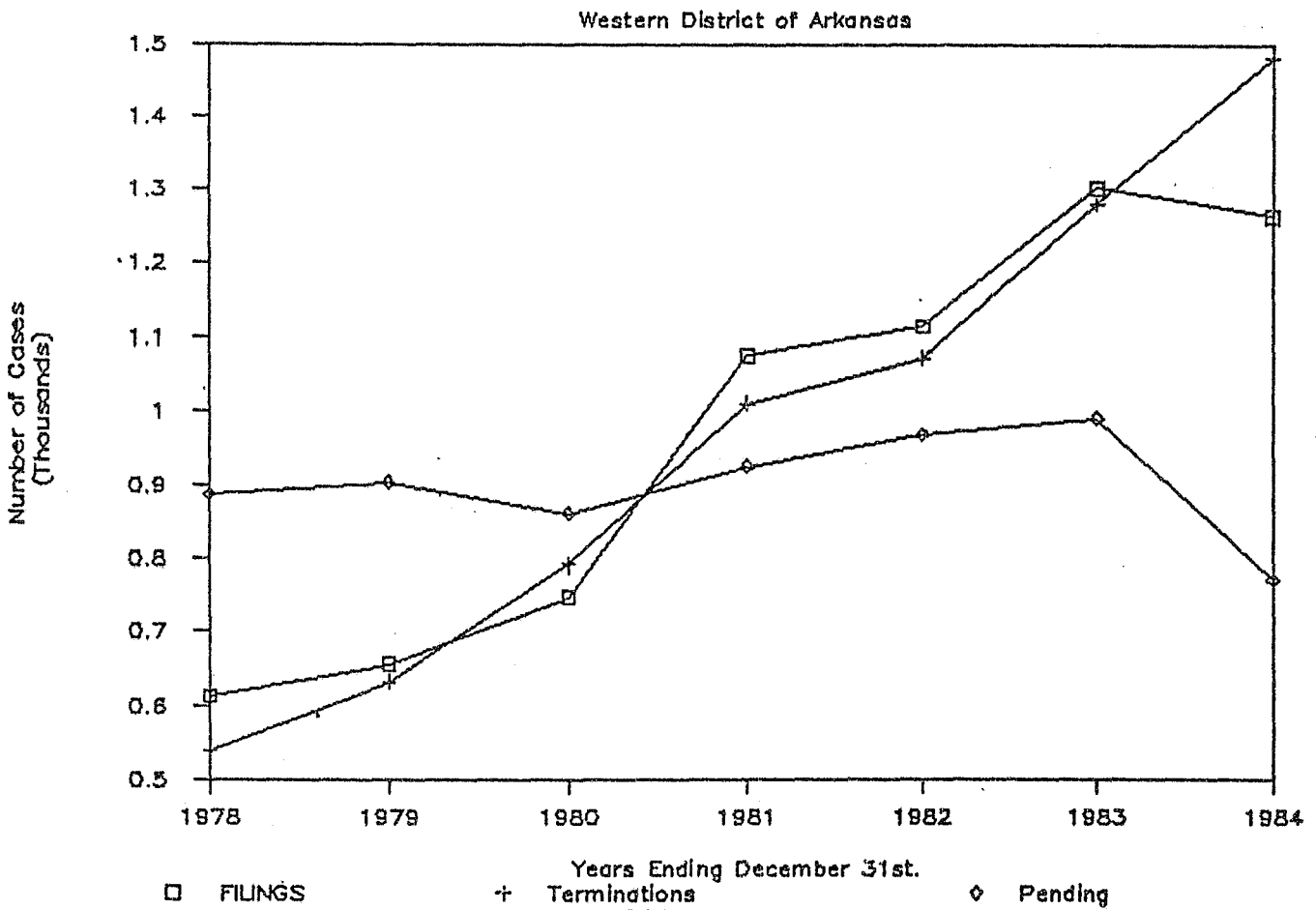


TABLE 39
Total Cases



NORTHERN DISTRICT OF IOWA

DISTRICT JUDGESHIPS

Authorized Judgeships 1.5*
 Senior 1

<u>Authorized Places of Holding Court</u>	<u>1980 City Population</u>	<u>Resident Judges</u>
Cedar Rapids	110,243	1
Dubuque	62,321	-
Fort Dodge	29,423	-
Mason City	30,144	-
Sioux City	82,003	1*
Waterloo	75,985	-

BANKRUPTCY JUDGESHIPS

Authorized Judgeships 1

Location of Headquarters Cedar Rapids
 Places of Holding Court:

Cedar Rapids	Sioux City
Dubuque	Waterloo
Fort Dodge	

MAGISTRATE POSITIONS PRESENTLY AUTHORIZED 2

<u>Location</u>	<u>Type</u>	<u>Expiration of Current Term</u>
Cedar Rapids	Full-time	Sept. 21, 1988
Sioux City	Part-time	Oct. 31, 1988
Dubuque	Part-time	Discontinued Sept. 30, 1984

* One judge is officially stationed at Sioux City and serves both the Northern and Southern Districts of Iowa

TABLE 40
NORTHERN DISTRICT OF IOWA

CASELOAD OF THE DISTRICT COURT
Years Ended December 31, 1983 and 1984

	TOTALS			CIVIL			CRIMINAL*		
	<u>1983</u>	<u>1984</u>	<u>% Change</u>	<u>1983</u>	<u>1984</u>	<u>% Change</u>	<u>1983</u>	<u>1984</u>	<u>% Change</u>
Filed	886	832	-6.1	834	754	-9.6	52	78	+50.0
Terminated	780	824	+5.6	731	755	+3.3	49	69	+40.8
Pending	654	662	+1.2	625	624	-0.2	26	38	+46.2

*Includes felony, misdemeanor, petty offenses tried by a judge, appeals from magistrates, reopens, remands and transfers.

STATISTICAL PROFILE PER JUDGESHIP
Years Ended December 31, 1983 and 1984

	DISTRICT		NUMERICAL STANDING			
	<u>1983</u>	<u>1984</u>	<u>CIRCUIT</u>	<u>NATIONAL</u>	<u>(95 Districts)</u>	
	<u>1983</u>	<u>1984</u>	<u>1983</u>	<u>1984</u>	<u>1983</u>	<u>1984</u>
Authorized Judgeships	1.5	1.5				
Total Cases Filed**	584	555	4	7	34	56
Civil Cases Filed	556	503	4	7	33	49
Felony Cases Filed	28	52	10	5	83	54
Total Cases Pending	434	441	7	6	62	61
Total Weighted Caseload	442	454	6	6	58	60
Total Cases Terminated	515	549	6	7	40	61
Total Trials Completed	23	28	10	9	85	79
MEDIAN DISPOSITION TIMES (Filing to Disposition, in Months)						
Criminal Cases	4.6	2.9	4	1	25	6
Civil Cases	5	6	1	2	10	18
Issue to Trial (Civil Only)	22	15	10	7	78	43

**Includes civil and felony cases only.

SUMMARY OF STATISTICS FOR THE NORTHERN DISTRICT OF IOWA

Civil case filings decreased by almost 10 percent - the first such decrease in 6 years. An increase in terminations during the year resulted in a slight decrease in pending civil cases.

The district had only 8 civil cases which were over three years old, and had only one matter under advisement over 60 days. The district reduced its median time to trial by 7 months - from 22 months in 1983 to 15 months in 1984.

TABLE 41
Civil Cases

Northern District of Iowa

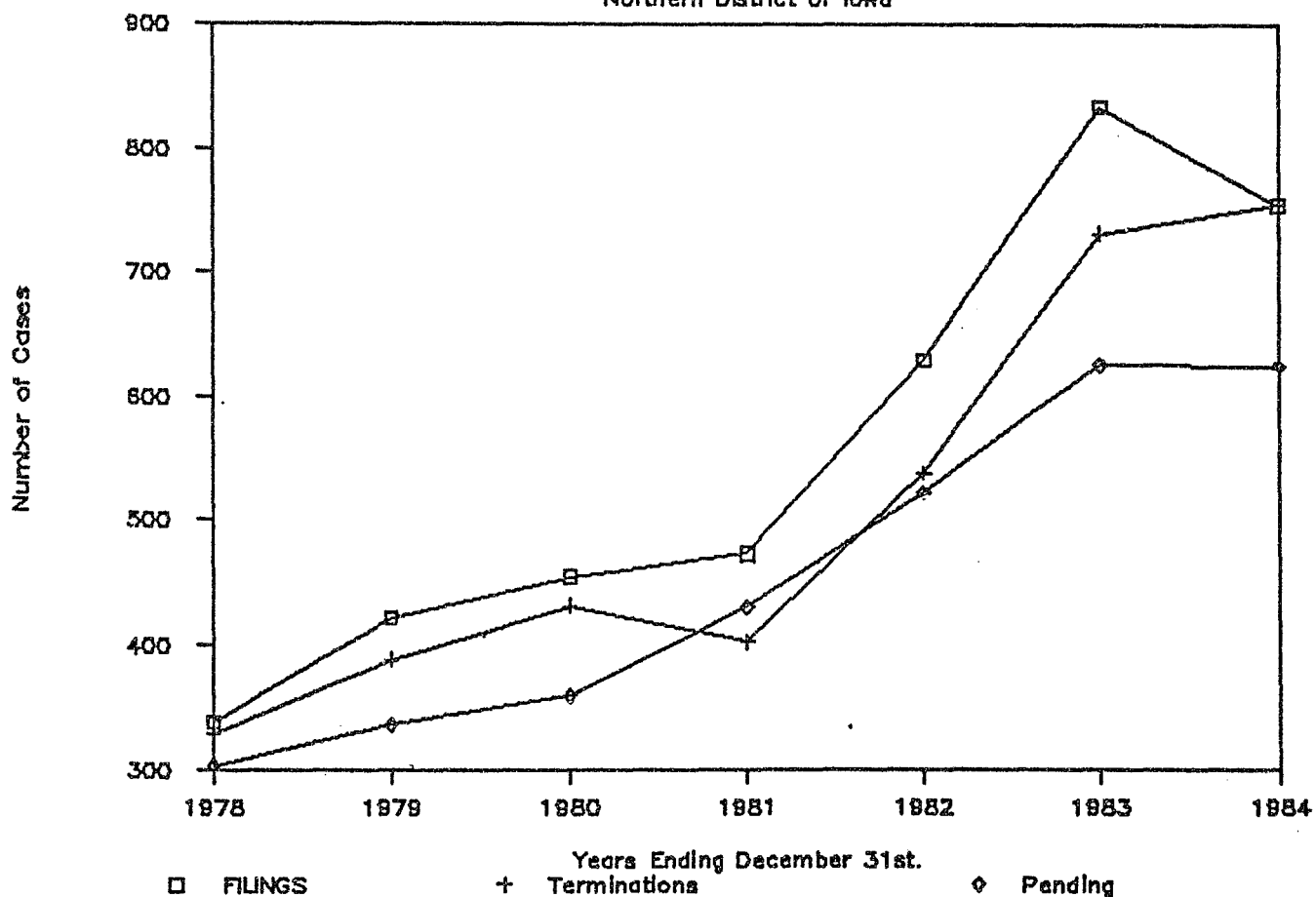


TABLE 42
Criminal Cases

Northern District of Iowa

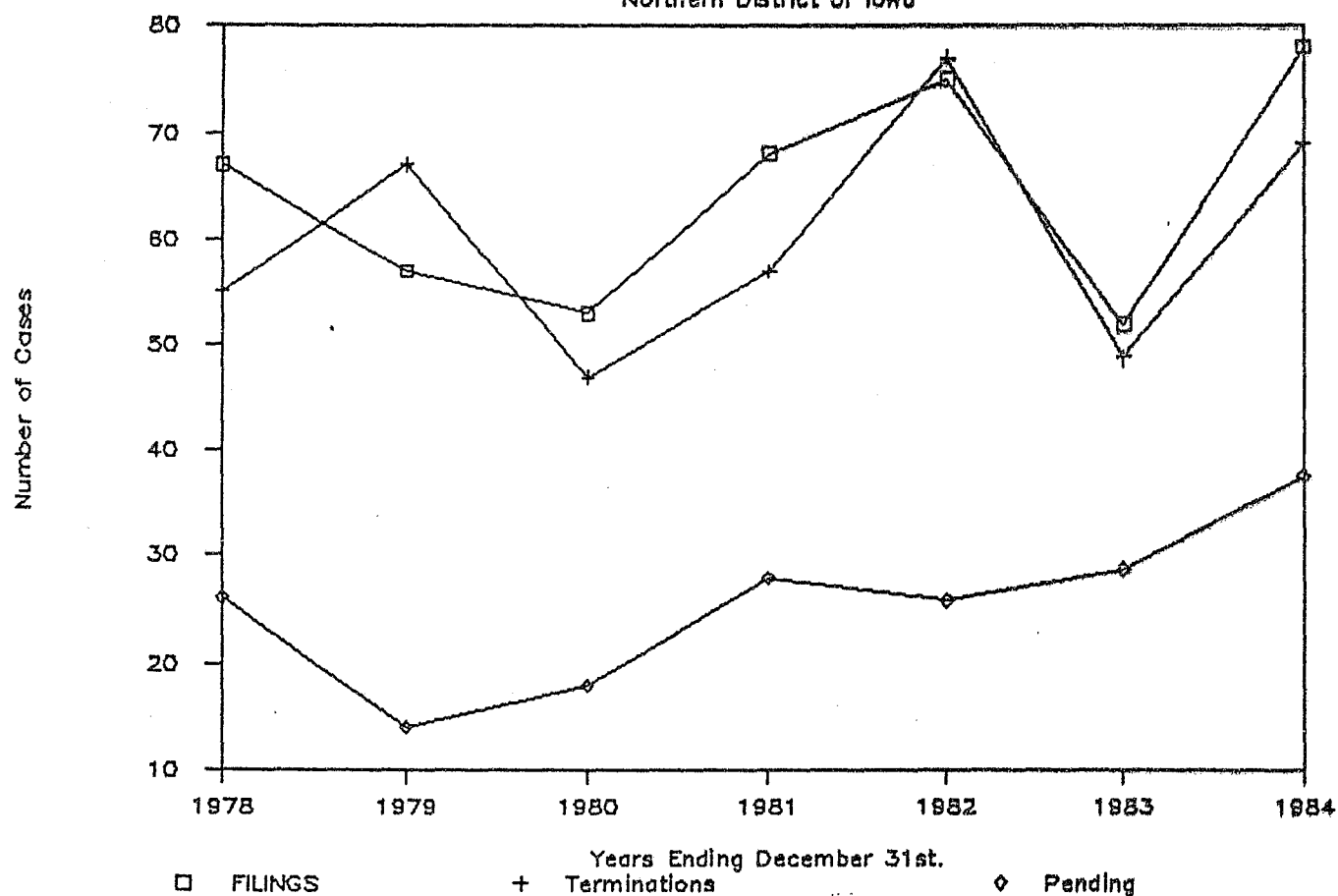
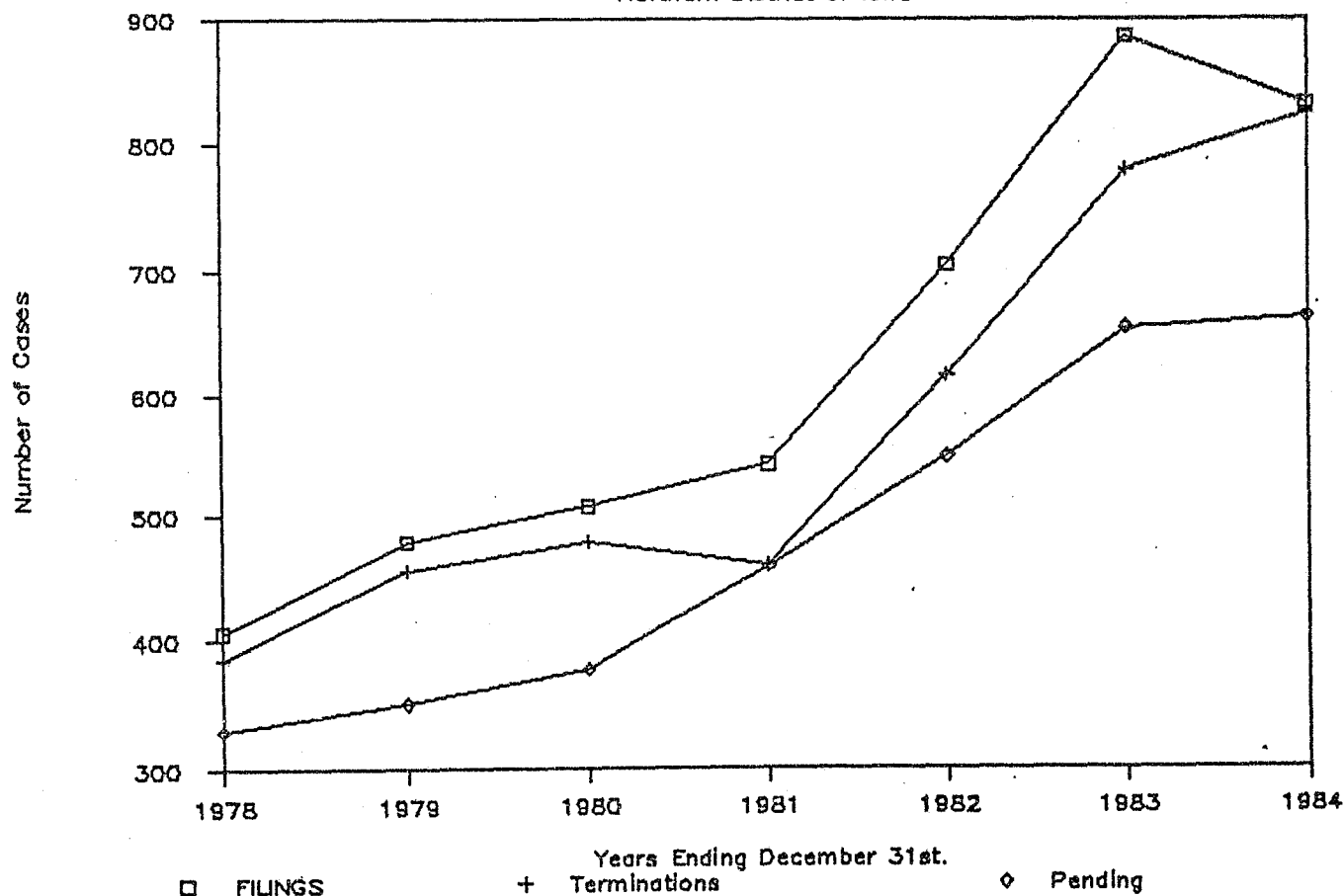


TABLE 43
Total Cases

Northern District of Iowa



SOUTHERN DISTRICT OF IOWA

DISTRICT JUDGESHIPS

Authorized Judgeships 2.5*
Senior Judges 1

<u>Authorized Places of Holding Court</u>	<u>1980 City Population</u>	<u>Resident Judges</u>
<u>CENTRAL DIVISION</u>		
Des Moines	588,170	2
<u>DAVENPORT DIVISION</u>		
Davenport	359,438	-
<u>WESTERN DIVISION</u>		
Council Bluffs	170,201	-
<u>EASTERN DIVISION</u>		
Keokuk	128,880	-
<u>OTTUMWA DIVISION</u>		
Ottumwa	125,809	-
<u>SOUTHERN DIVISION</u>		
Creston	108,945	-

BANKRUPTCY JUDGES

Authorized Judgeships 1

Location of Headquarters Des Moines

Places of Holding Court:

Council Bluffs Des Moines
Davenport

MAGISTRATE POSITIONS PRESENTLY AUTHORIZED 4

<u>Location</u>	<u>Type</u>	<u>Expiration of Current Term</u>
Des Moines	Full-time	Feb. 28, 1992
Des Moines	Part-time	Dec. 31, 1988
Burlington	Part-time	Sept. 24, 1988
Council Bluffs	Part-time	Dec. 16, 1986

** 28 U.S.C. §133 provides for one judge to serve both the Northern and Southern Districts of Iowa. The official station of this judge is Sioux City, a place of holding court for the Northern District.

TABLE 44
SOUTHERN DISTRICT OF IOWA

CASELOAD OF THE DISTRICT COURT
Years Ended December 31, 1983 and 1984

	TOTALS			CIVIL			CRIMINAL*		
	<u>1983</u>	<u>1984</u>	<u>% Change</u>	<u>1983</u>	<u>1984</u>	<u>% Change</u>	<u>1983</u>	<u>1984</u>	<u>% Change</u>
Filed	1,174	1,379	+17.5	1,090	1,287	+18.1	84	92	+9.5
Terminated	1,094	1,249	+14.2	1,007	1,156	+14.8	87	93	+6.9
Pending	1,323	1,454	+9.9	1,275	1,406	+10.3	48	48	+0

*Includes felony, misdemeanor, petty offenses tried by a judge, appeals from magistrates, reopens, remands and transfers.

STATISTICAL PROFILE PER JUDGESHIP
Years Ended December 31, 1983 and 1984

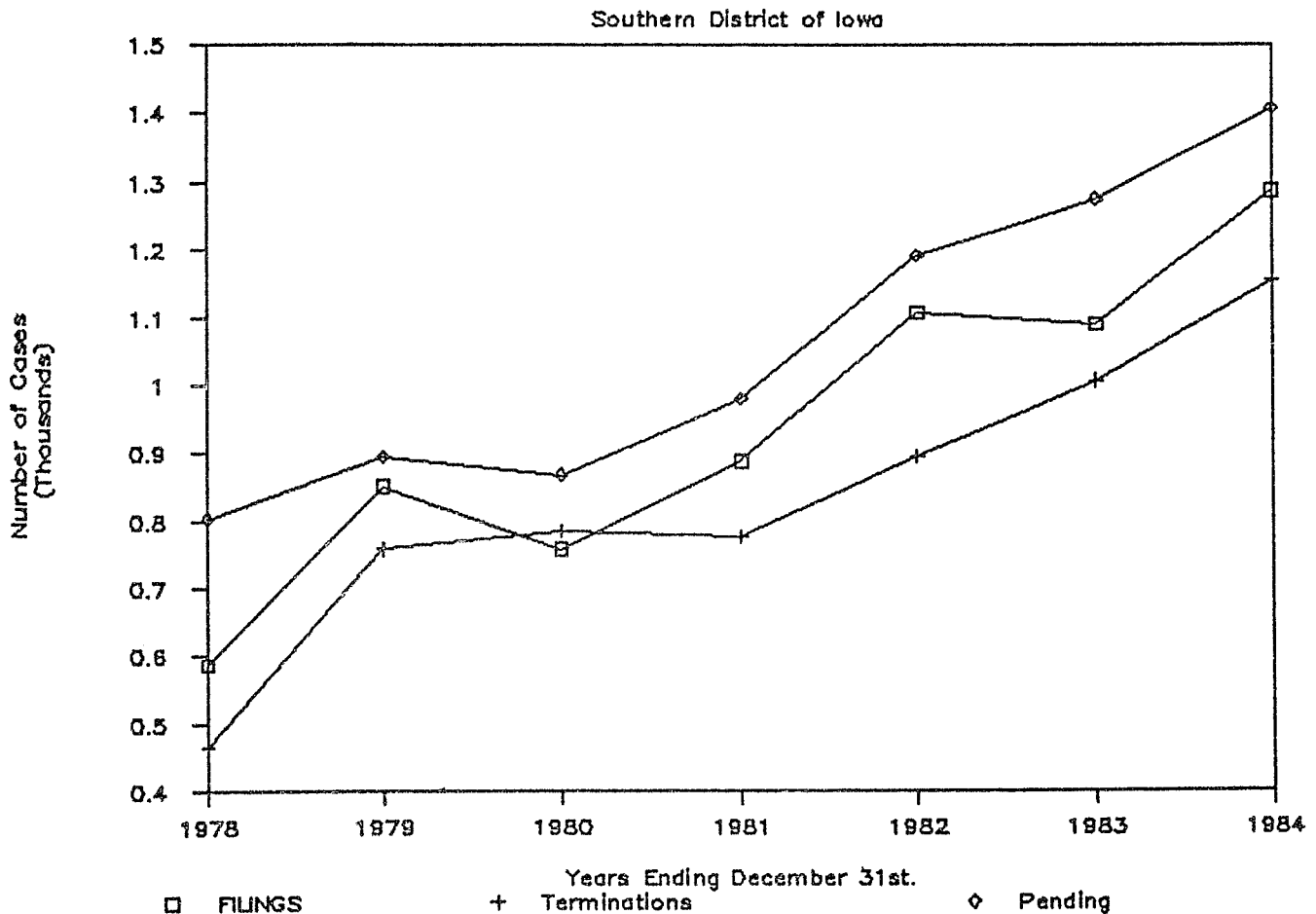
	DISTRICT		NUMERICAL STANDING			
	<u>1983</u>	<u>1984</u>	<u>CIRCUIT</u>	<u>NATIONAL</u>	<u>(95 Districts)</u>	
	<u>1983</u>	<u>1984</u>	<u>1983</u>	<u>1984</u>	<u>1983</u>	<u>1984</u>
Authorized Judgeships	2.5	2.5				
Total Cases Filed**	466	552	8	8	73	57
Civil Cases Filed	436	515	8	6	68	44
Felony Cases Filed	30	37	9	9	76	77
Total Cases Pending	528	582	2	1	41	35
Total Weighted Caseload	426	475	7	5	68	49
Total Cases Terminated	435	500	8	8	68	76
Total Trials Completed	50	53	5	5	27	21
MEDIAN DISPOSITION TIMES						
(Filing to Disposition, in Months)						
Criminal Cases	5.4	4.4	8	9	65	58
Civil Cases	10	9	10	9	78	65
Issue to Trial	12	12	4	4	26	23
(Civil Only)						

**Includes civil and felony cases only.

SUMMARY OF STATISTICS FOR THE SOUTHERN DISTRICT OF IOWA

The district continued the steady increase in pending civil cases which started in 1980 - from 1,275 in 1983 to 1,406 in 1984 or 10.3 percent. In 1984, no district in the circuit had more cases pending per judgeship than this district. For the fourth year in a row, the district's trial disposition time met the 12 month limit recommended by the Circuit Council. The district, however, had 39 cases which were pending for over 3 years (an increase over last year) but recorded only 3 matters under advisement over 60 days. There were no matters held under advisement over one year.

TABLE 45
Civil Cases



Criminal Cases

Southern District of Iowa

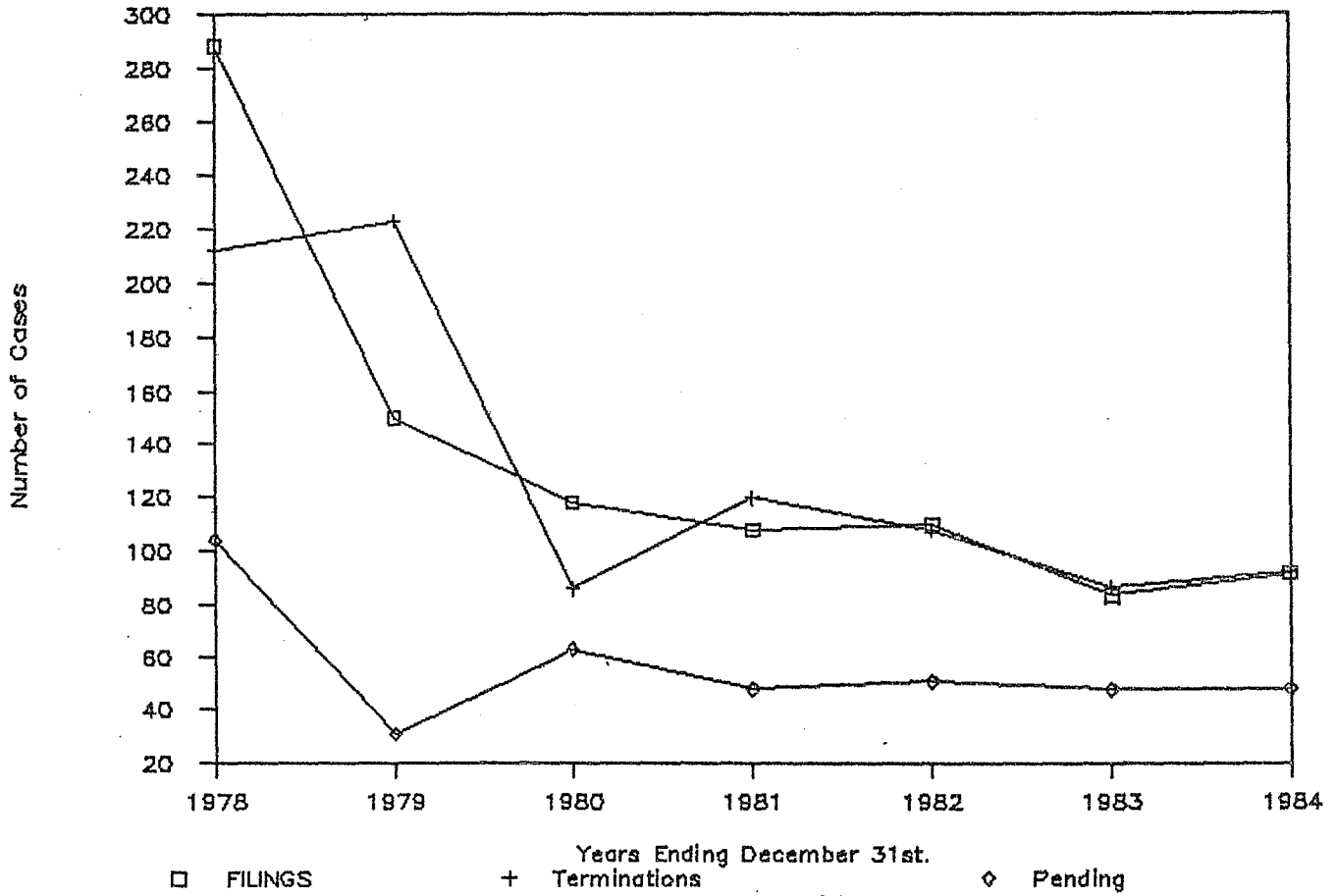
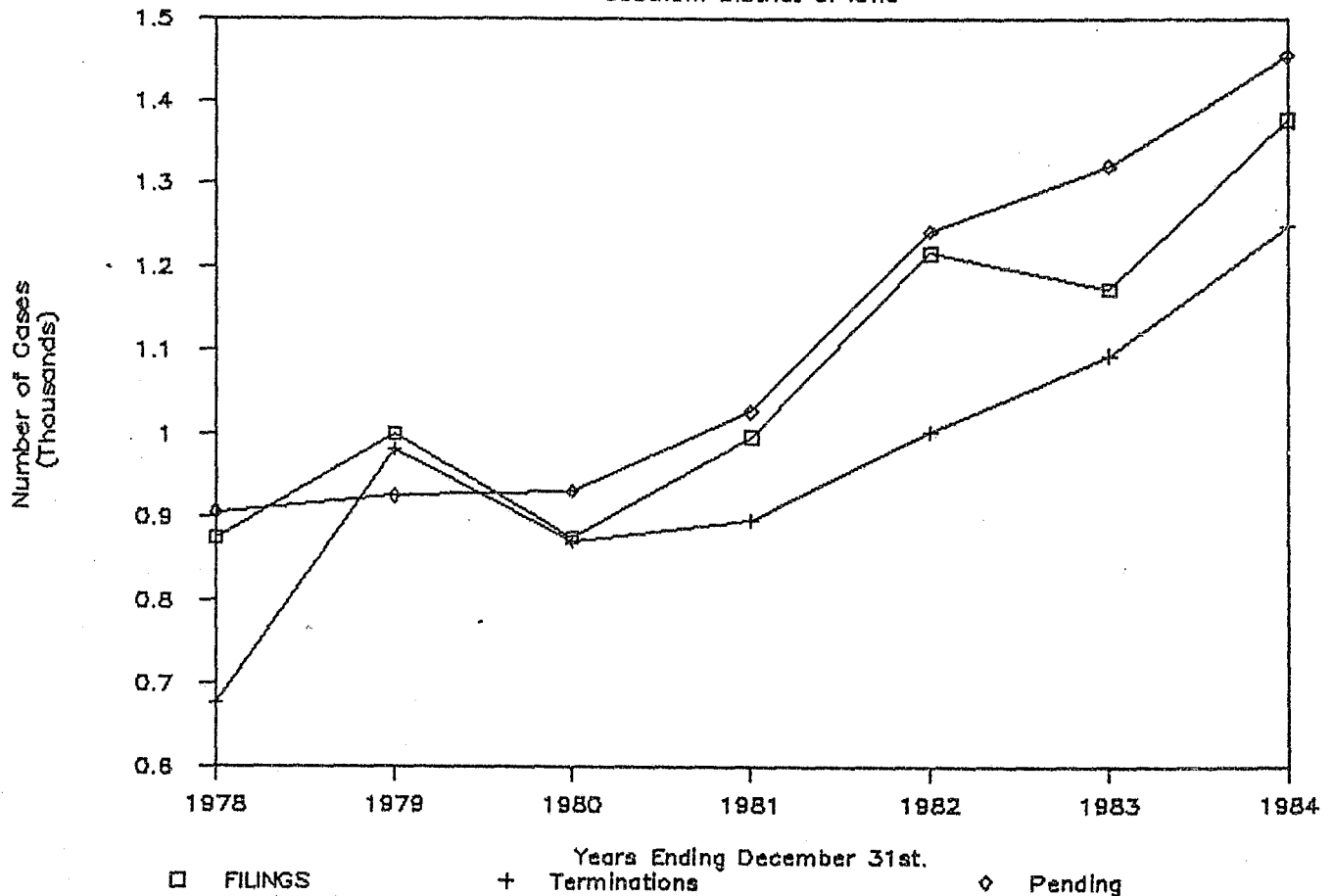


TABLE 47
Total Cases

Southern District of Iowa



DISTRICT OF MINNESOTA

DISTRICT JUDGESHIPS

Authorized Judgeships7*
Senior Judges 2

<u>Authorized Places of Holding Court</u>	<u>1980 Division Population</u>	<u>Resident Judges</u>
Minneapolis	1,422,201	3
St. Paul	921,803	3
Fergus Falls	517,938	-
Duluth	511,013	-
Mankato	419,593	-
Winona	284,600	-

BANKRUPTCY JUDGES

Authorized Judgeships5**

Location of Headquarters	Minneapolis	(2) Judges
	St. Paul	(2) Judges
	Duluth	(1) Judge

Places of Holding Court:

Duluth	Minneapolis
Fergus Falls	Rochester
Mankato	St. Cloud
St. Paul	

MAGISTRATE POSITIONS PRESENTLY AUTHORIZED5

<u>Location</u>	<u>Type</u>	<u>Expiration of Current Term</u>
Minneapolis/St. Paul	Part-time	Vacant
Minneapolis	Full-time	Sept. 30, 1989
Minneapolis/St. Paul	Full-time	March 19, 1988
St. Paul	Full-time	May 5, 1993
Duluth	Full-time	Feb. 15, 1992
Bemidji	Part-time	Nov. 9, 1986

* Pursuant to Public Law 98-353, effective July 10, 1984, the temporary judgeship scheduled to lapse after October 1983 was made permanent, and one additional judge was authorized.

** Four full-time and one part-time. Pursuant to Public Law 98-353 the part-time position expires on July 10, 1986.

TABLE 48
DISTRICT OF MINNESOTA

CASELOAD OF THE DISTRICT COURT
Years Ended December 31, 1983 and 1984

	TOTALS CRIMINAL*			CIVIL					
	<u>1983</u>	<u>1984</u>	<u>% Change</u>	<u>1983</u>	<u>1984</u>	<u>% Change</u>	<u>1983</u>	<u>1984</u>	<u>% Change</u>
Filed	3,343	3,988	+19.3	3,101	3,709	+19.6	242	279	+15.3
Terminated	3,132	4,018	+28.3	2,922	3,754	+28.5	210	264	+25.7
Pending	2,721	2,693	-1.0	2,587	2,542	-1.7	134	151	+12.7

*Includes felony, misdemeanor, petty offenses tried by a judge, appeals from magistrates, reopens, remands and transfers.

STATISTICAL PROFILE PER JUDGESHIP
Years Ended December 31, 1983 and 1984

	DISTRICT		NUMERICAL STANDING			
			CIRCUIT		NATIONAL (95 Districts)	
	<u>1983</u>	<u>1984</u>	<u>1983</u>	<u>1984</u>	<u>1983</u>	<u>1984</u>
Authorized Judgeships	6	6				
Total Cases Filed**	556	665	6	3	43	25
Civil Cases Filed	517	618	6	3	40	24
Felony Cases Filed	39	47	5	7	52	59
Total Cases Pending	453	449	6	3	60	57
Total Weighted Caseload	468	566	5	2	51	23
Total Cases Terminated	521	670	5	4	37	24
Total Trials Completed	28	24	9	10	78	85
MEDIAN DISPOSITION TIMES (Filing to Disposition, in Months)						
Criminal Cases	5.2	4.3	7	7	56	55
Civil Cases	5	4	1	1	10	2
Issue to Trial (Civil Only)	13	17	5	9	29	57

**Includes civil and felony cases only.

SUMMARY OF STATISTICS FOR THE DISTRICT OF MINNESOTA

The district's total filings increased in 1984 by almost 20 percent. However, terminations increased by almost 29 percent resulting in a slight decline in pending cases. The district conducted twice as many extended trials than any other district in the circuit. Although three year old cases decreased by 18 percent, the district remained the highest in the circuit. The district had only 7 matters under advisement over 60 days. The district again reduced median disposition time from issue to trial by 4 months. Total weighted caseload increased by 21 percent - from 468 in 1983 to 556 in 1984.

The district was first in the circuit and second in the nation in speedy disposition of civil cases with a median time from filing to disposition of only 4 months.

Pursuant to Public Law 93-353, effective July 10, 1984, the five year temporary judgeship was converted to a permanent judgeship, and an additional judgeship was created.

TABLE 49

Civil Cases

District of Minnesota

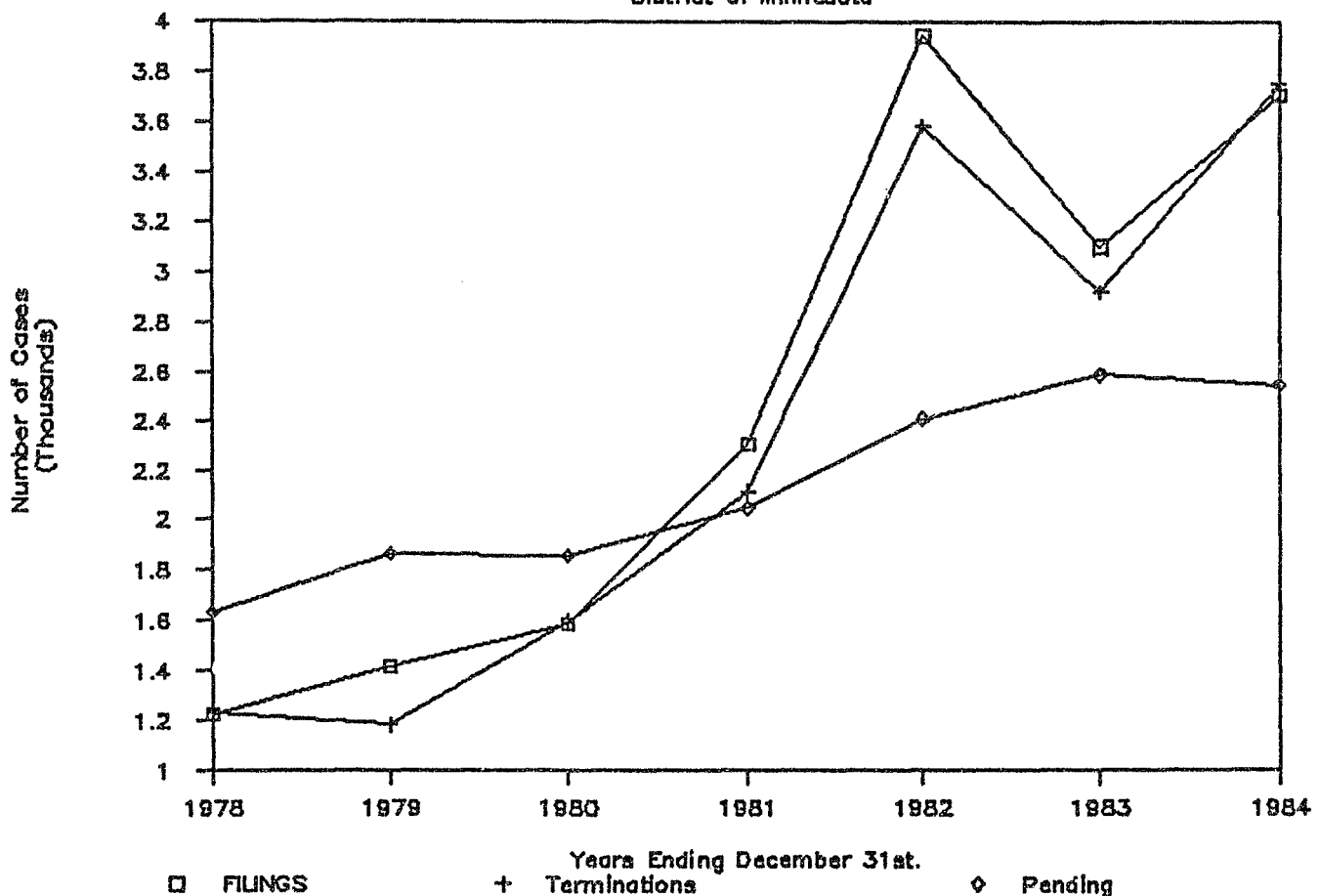


TABLE 50
Criminal Cases

District of Minnesota

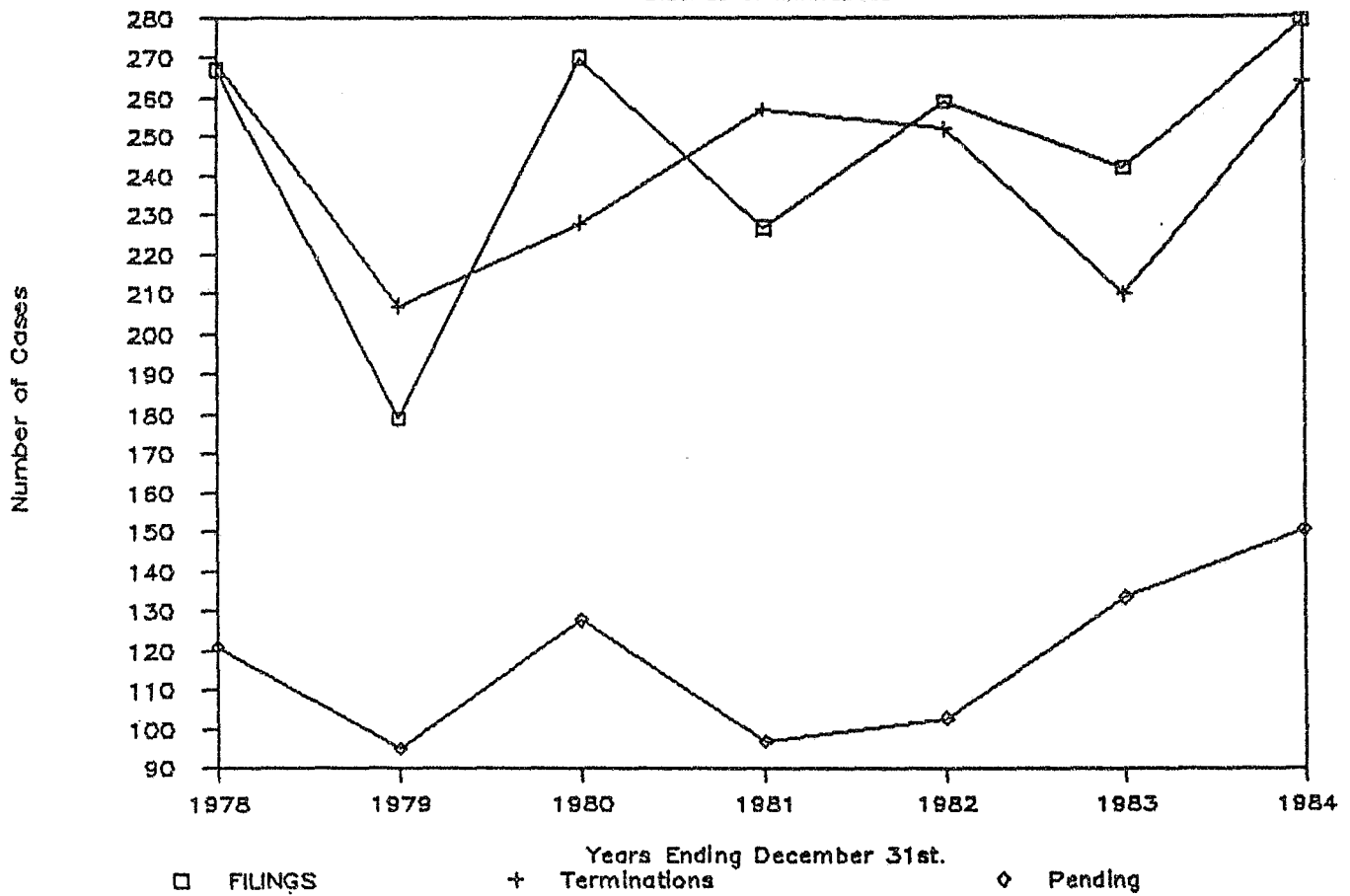
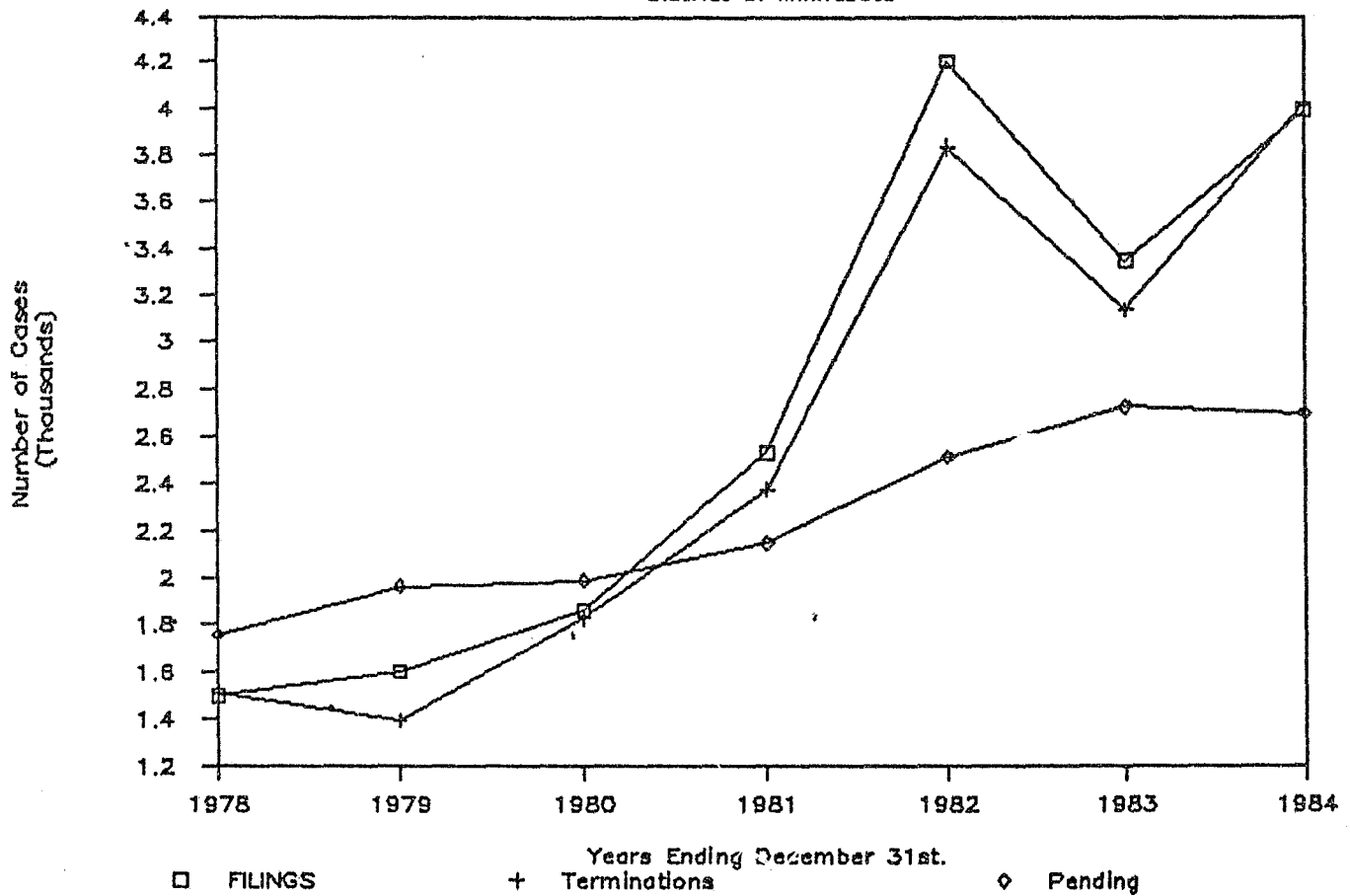


TABLE 51
Total Cases

District of Minnesota



EASTERN DISTRICT OF MISSOURI

DISTRICT JUDGES

Authorized Judgeships6*
Senior Judges 4

<u>Authorized Places of Holding Court</u>	<u>1980 Division Population</u>	<u>Resident Judges</u>
St. Louis	2,038,519	4
Cape Girardeau	200,582	1
Hannibal	347,256	-

BANKRUPTCY JUDGES

Authorized Judgeships3

Location of Headquarters St. Louis
Places of Holding Court:

St. Louis
Hannibal

Cape Girardeau

MAGISTRATE POSITIONS PRESENTLY AUTHORIZED5

<u>Location</u>	<u>Type</u>	<u>Expiration of Current Term</u>
St. Louis	Full-time	Vacant
St. Louis	Full-time	Sept. 30, 1989
St. Louis	Full-time	Sept. 30, 1992
St. Louis	Full-time	Oct. 7, 1990
Ozark National		
Scenic Riverways	Part-time	Discontinued March 8, 1984
Cape Girardeau	Part-time	Nov. 21, 1988
Hannibal	Part-time	Discontinued March 8, 1984

* Includes an additional judgeship authorized pursuant to Public Law 93-353, effective July 10, 1984.

TABLE 52
EASTERN DISTRICT OF MISSOURI

CASELOAD OF THE DISTRICT COURT
Years Ended December 31, 1983 and 1984

	TOTALS			CIVIL			CRIMINAL*		
		%			%			%	
	<u>1983</u>	<u>1984</u>	<u>Change</u>	<u>1983</u>	<u>1984</u>	<u>Change</u>	<u>1983</u>	<u>1984</u>	<u>Change</u>
Filed	3,795	3,827	+0.8	3,542	3,567	+0.7	253	260	+2.8
Terminated	3,423	3,501	+2.3	3,166	3,259	+2.9	257	242	-5.8
Pending	2,452	2,778	+13.3	2,350	2,658	+13.1	102	120	+17.6

*Includes felony, misdemeanor, petty offenses tried by a judge, appeals from magistrates, reopens, remands and transfers.

STATISTICAL PROFILE PER JUDGESHIP
Years Ended December 31, 1983 and 1984

	DISTRICT		NUMERICAL STANDING			
			CIRCUIT		NATIONAL (95 Districts)	
	<u>1983</u>	<u>1984</u>	<u>1983</u>	<u>1984</u>	<u>1983</u>	<u>1984</u>
Authorized Judgeships	5	5				
Total Cases Filed**	757	765	1	1	10	16
Civil Cases Filed	708	713	1	1	9	13
Felony Cases Filed	49	52	3	5	33	54
Total Cases Pending	490	556	4	2	52	39
Total Weighted Caseload	650	665	1	1	4	11
Total Cases Terminated	683	700	1	3	7	19
Total Trials Completed	80	73	1	2	1	4
MEDIAN DISPOSITION TIMES						
(Filing to Disposition, in Months)						
Criminal Cases	4.6	3.6	4	3	25	23
Civil Cases	5	6	1	2	10	18
Issue to Trial (Civil Only)	9	8	2	1	10	3

**Includes civil and felony cases only.

SUMMARY OF STATISTICS FOR THE EASTERN DISTRICT OF MISSOURI

Civil filings and terminations showed a slight increase and the pending case load increased by almost 14 percent. The district's weighted filings, which again increased during the year, remains the highest in the circuit, and 11th in the nation. The district's continued prompt disposition of its docket is evidenced by the fact that only 2 districts in the nation bring civil cases to trial faster. The district completed more trials than all but one other district in the circuit and stood 4th in the nation for total trials completed. The district's civil cases pending over 3 years decreased in 1984 from 55 to 48. Matters under advisement over 60 days decreased from 10 to 7. The district had no matters under advisement for over 1 year.

Pursuant to Public Law 93-353, effective July 10, 1984, a new judgeship was authorized for the district.

TABLE 53
Civil Cases

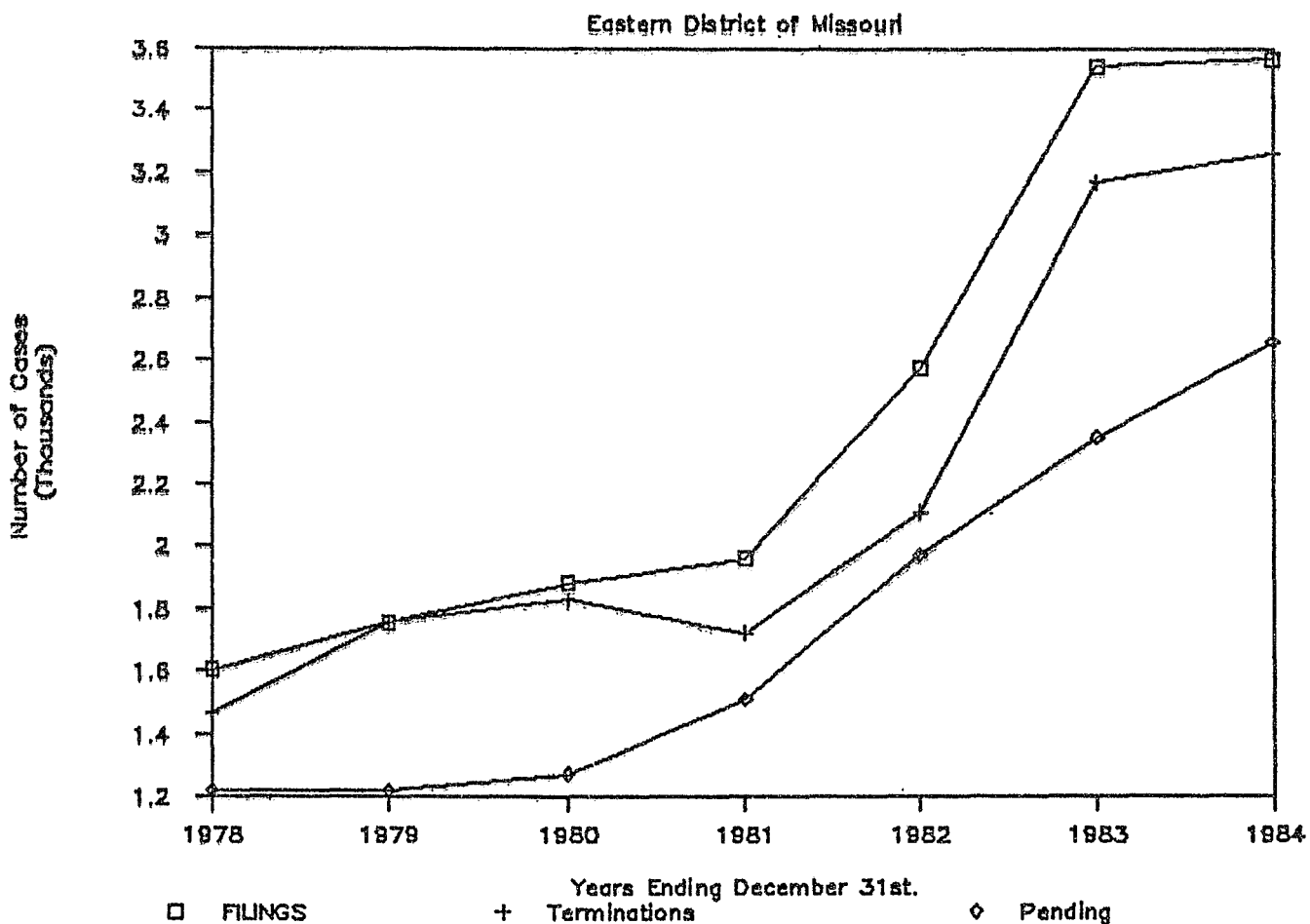


TABLE 54
Criminal Cases

Eastern District of Missouri

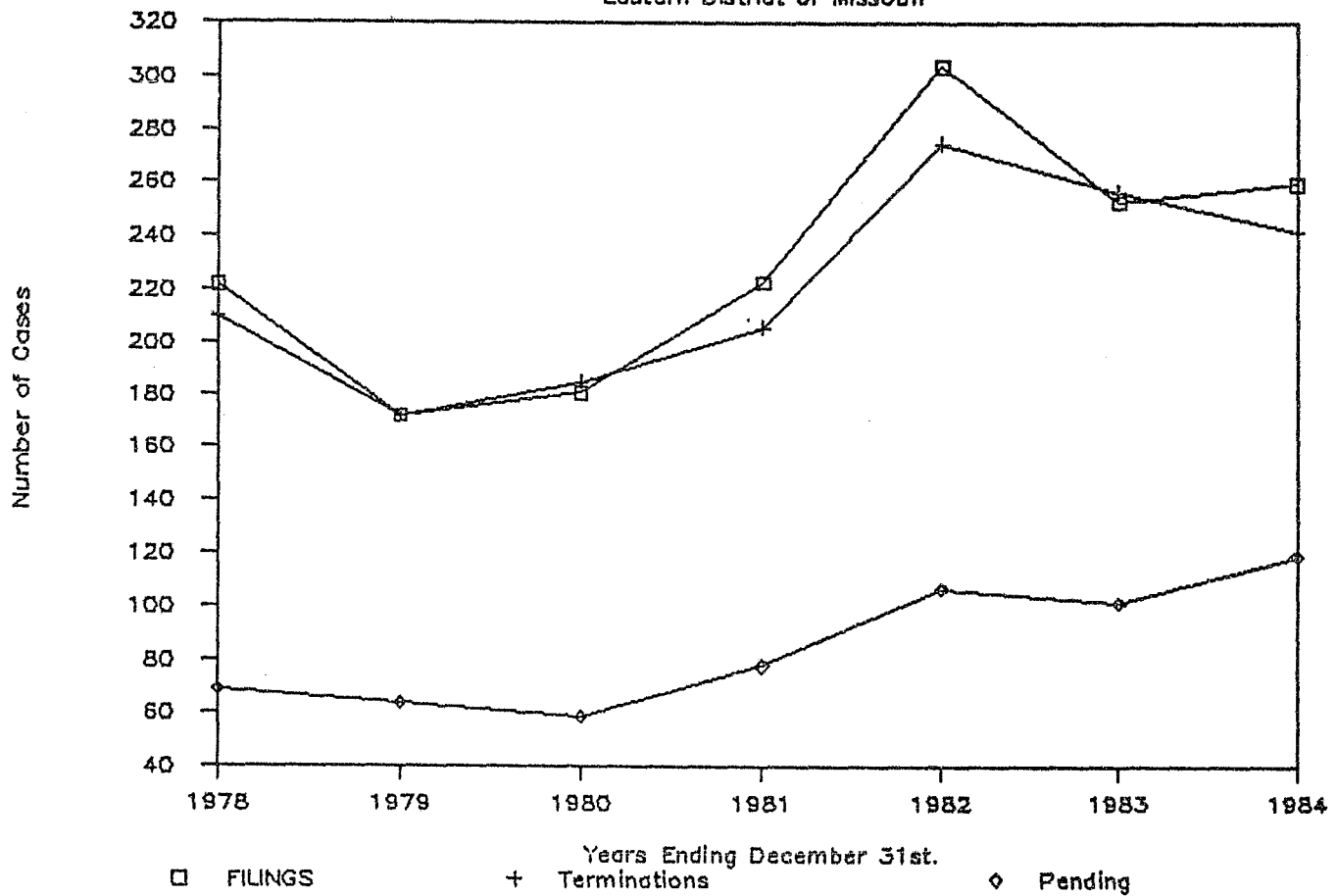
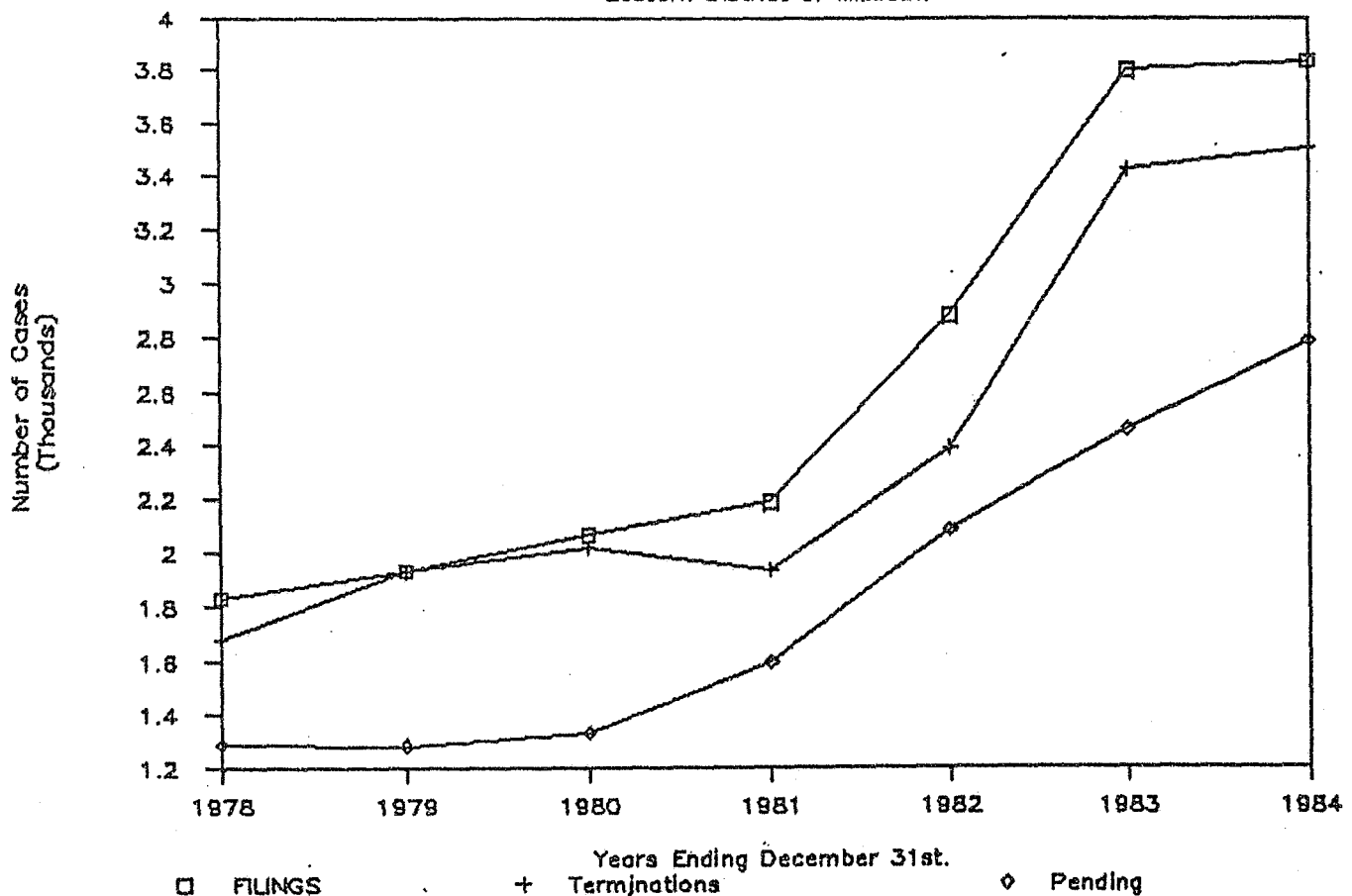


TABLE 55
Total Cases

Eastern District of Missouri



WESTERN DISTRICT OF MISSOURI

DISTRICT JUDGESHIPS

Authorized Judgeships6
Senior Judges4

<u>Authorized Places of Holding Court</u>	<u>1980 Division Population</u>	<u>Resident Judges</u>
Kansas City	448,159	5
Springfield	133,116	1
St. Joseph	76,691	-
Joplin	38,893	-
Jefferson City	33,619	-

BANKRUPTCY JUDGES

Authorized Judgeships3

Location of Headquarters:	Kansas City	(2) Judges
	Springfield	(1) Judge

Places of Holding Court:

Kansas City Joplin	Jefferson City Springfield
Saint Joseph	

MAGISTRATE POSITIONS PRESENTLY AUTHORIZED4

<u>Location</u>	<u>Type</u>	<u>Expiration of Current Term</u>
Jefferson City*	Full-time	Vacant
Kansas City	Full-time	May 2, 1987
Kansas City	Full-time	Dec. 12, 1992
Springfield	Full-time	Nov. 14, 1992

*Authorized to exercise jurisdiction in the Eastern District of Missouri.

TABLE 56
WESTERN DISTRICT OF MISSOURI

CASELOAD OF THE DISTRICT COURT
Years Ended December 31, 1983 and 1984

	TOTALS			CIVIL			CRIMINAL		
	<u>1983</u>	<u>1984</u>	<u>%</u> <u>Change</u>	<u>1983</u>	<u>1984</u>	<u>%</u> <u>Change</u>	<u>1983</u>	<u>1984</u>	<u>%</u> <u>Change</u>
Filed	3,656	3,433	-6.1	2,946	2,835	-3.8	710	598	-15.8
Terminated	3,480	3,510	+0.9	2,751	2,941	+6.9	729	569	-21.9
Pending	2,586	2,510	-2.9	2,462	2,356	-4.3	124	154	+24.2

*Includes felony, misdemeanor, petty offenses tried by a judge, appeals from magistrates, reopens, remands and transfers.

STATISTICAL PROFILE PER JUDGESHIP
Years Ended December 31, 1983 and 1984

	DISTRICT		NUMERICAL STANDING			
			CIRCUIT		NATIONAL (95 Districts)	
	<u>1983</u>	<u>1984</u>	<u>1983</u>	<u>1984</u>	<u>1983</u>	<u>1984</u>
Authorized Judgeships	6	6				
Total Cases Filed**	529	572	7	6	53	50
Civil Cases Filed	491	473	7	8	48	59
Felony Cases Filed	38	99	6	1	55	22
Total Cases Pending	428	418	8	7	64	65
Total Weighted Caseload	409	401	8	8	73	75
Total Cases Terminated	495	585	7	6	48	44
Total Trials Completed	44	36	6	7	39	60
MEDIAN DISPOSITION TIMES (Filing to Disposition, in Months)						
Criminal Cases	4.4	3.8	3	5	17	32
Civil Cases	7	7	5	7	42	36
Issue to Trial (Civil Only)	15	15	6	7	48	43

**Includes civil and felony cases only.

SUMMARY OF STATISTICS FOR THE WESTERN DISTRICT OF MISSOURI

Both civil filings and pending cases declined by approximately 4 percent - the first such decreases in 6 years.

Since 1981, the district has reduced the number of its civil cases that were over three years old by almost 70 percent. In 1984 there were 53 cases compared to 171 in 1981. The district had the largest number of matters under advisement over 60 days in the circuit, and it reported 7 matters under advisement over one year.

TABLE 57
Civil Cases

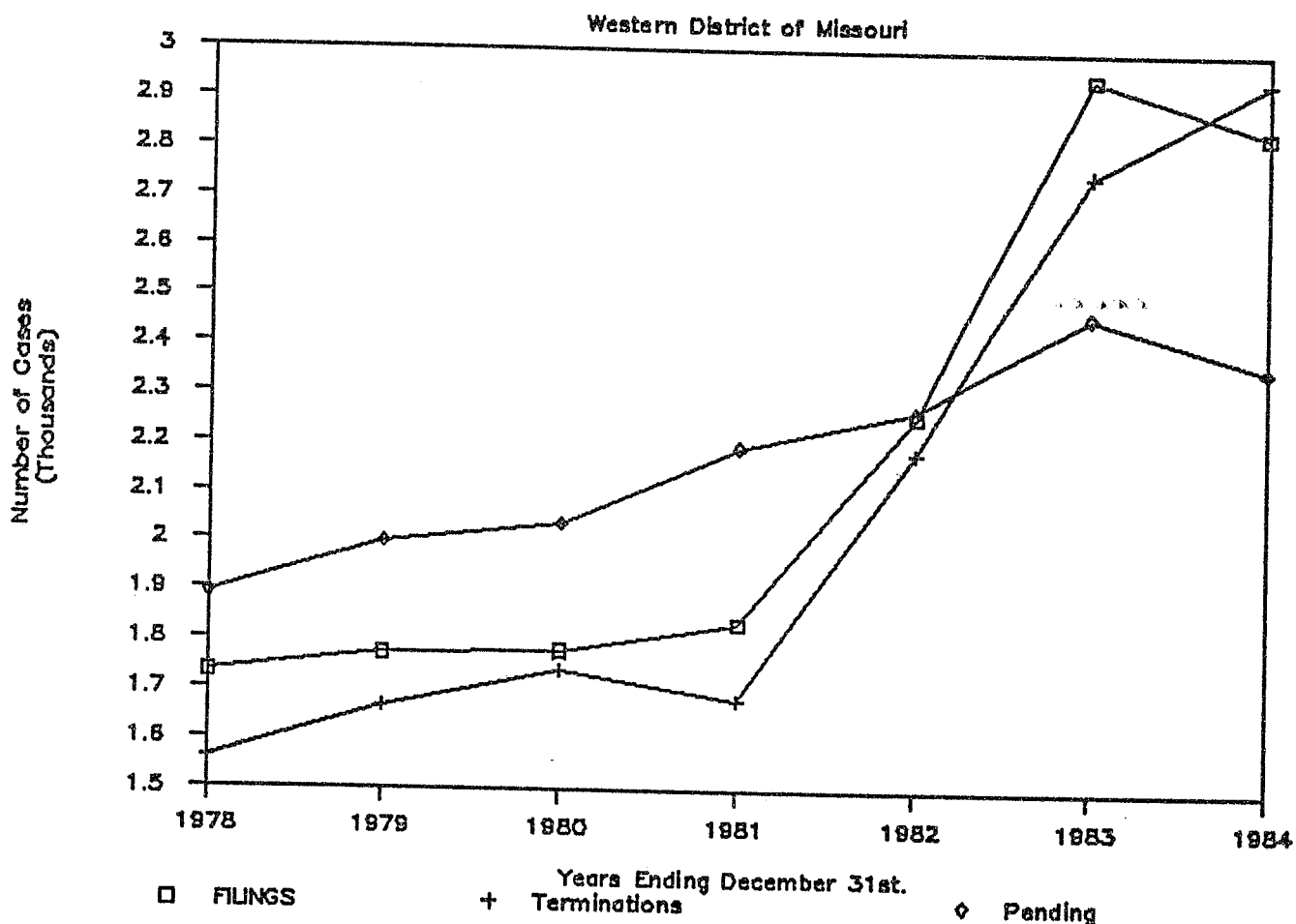


TABLE 58
Criminal Cases

Western District of Missouri

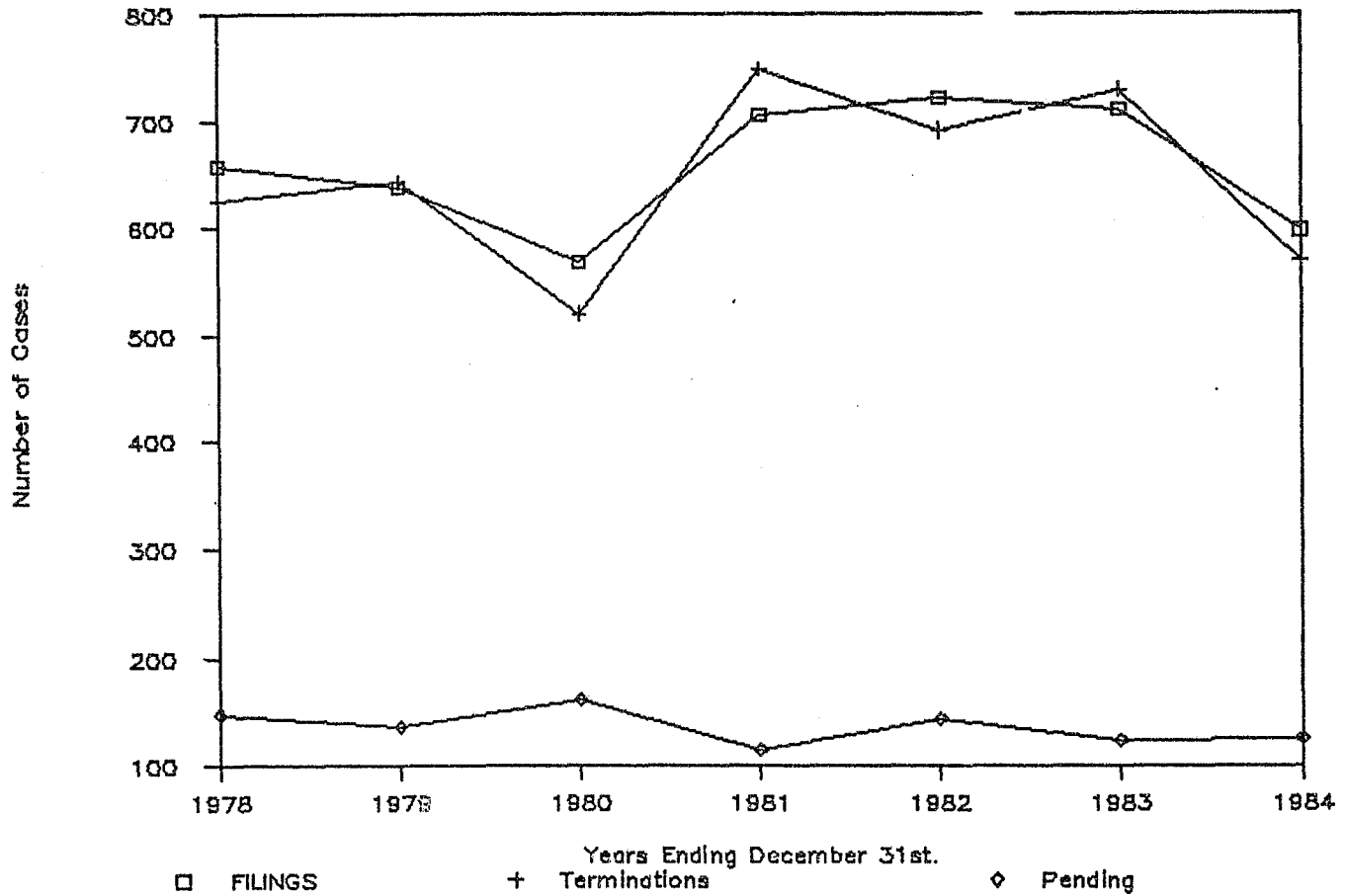
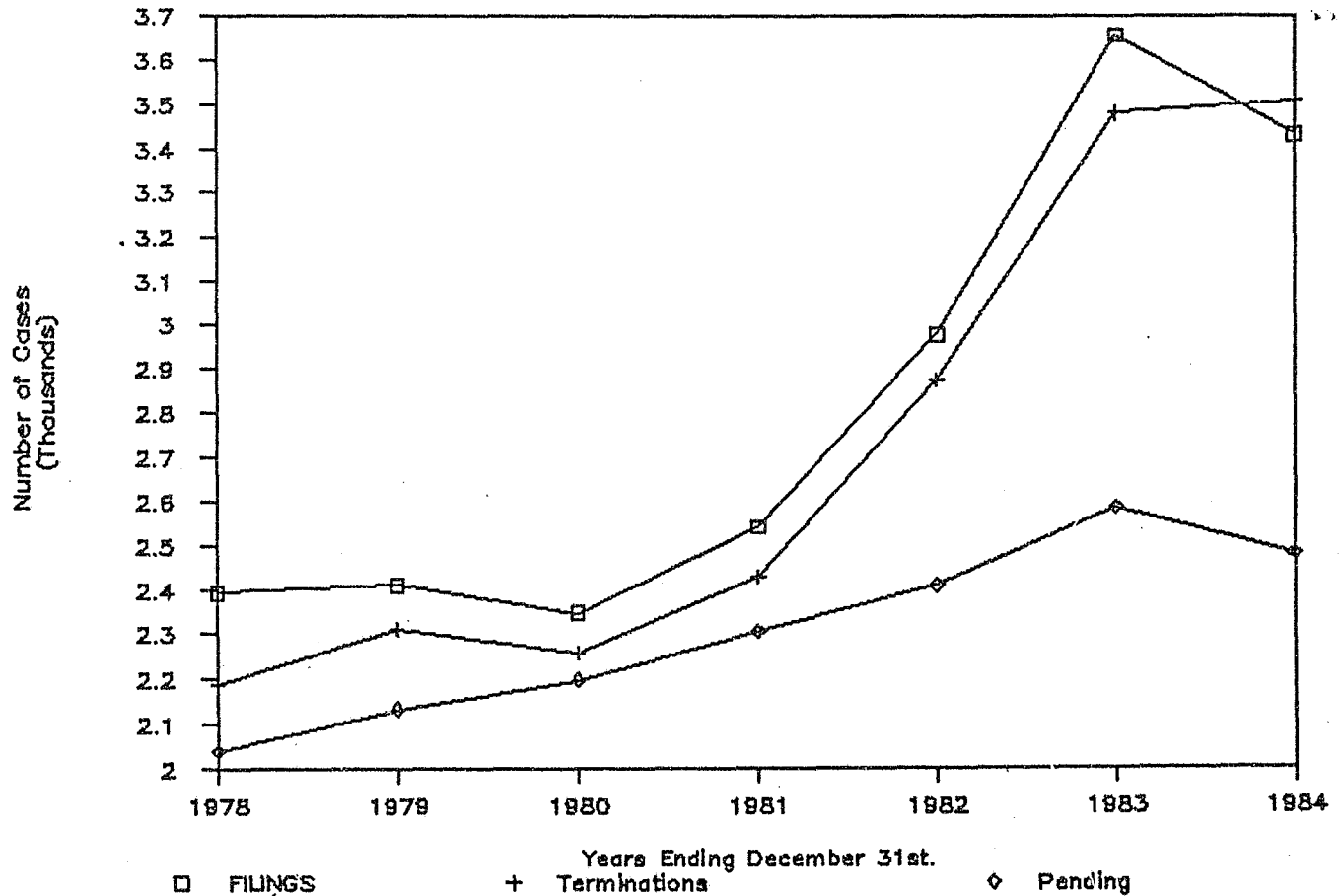


TABLE 59
Total Cases

Western District of Missouri



DISTRICT OF NEBRASKA

DISTRICT JUDGESHIPS

Authorized Judgeships3
 Senior Judges2

<u>Authorized Places of Holding Court</u>	<u>1980 City Population</u>	<u>Resident Judges</u>
Omaha	311,681	2
Lincoln	171,932	1
North Platte	24,479	-

BANKRUPTCY JUDGES

Authorized Judgeships1

Location of Headquarters: Omaha

Places of Holding Court:

Omaha	Grand Island
Lincoln	North Platte

MAGISTRATE POSITIONS PRESENTLY AUTHORIZED3

<u>Location</u>	<u>Type</u>	<u>Expiration of Current Term</u>
Omaha	Full-time	Oct. 31, 1991
Lincoln	Full-time	Jan. 13, 1989
Gering (or Scottsbluff)	Part-time	Discontinued Sept. 30, 1984
North Platte	Part-time	Nov. 30, 1986

TABLE 60
DISTRICT OF NEBRASKA

CASELOAD OF THE DISTRICT COURT
Years Ended December 31, 1983 and 1984

	TOTALS			CIVIL			CRIMINAL*		
	<u>1983</u>	<u>1984</u>	<u>% Change</u>	<u>1983</u>	<u>1984</u>	<u>% Change</u>	<u>1983</u>	<u>1984</u>	<u>% Change</u>
Filed	1,745	1,758	+0.7	1,632	1,664	+2.0	113	94	-16.8
Terminated	1,675	1,789	+6.8	1,572	1,696	+7.9	103	93	-9.7
Pending	1,365	1,335	-2.2	1,316	1,284	-2.4	49	51	+4.1

*Includes felony, misdemeanor, petty offenses tried by a judge, appeals from magistrates, reopens, remands and transfers.

STATISTICAL PROFILE PER JUDGESHIP
Years Ended December 31, 1983 and 1984

	DISTRICT		NUMERICAL STANDING			
	<u>1983</u>	<u>1984</u>	<u>CIRCUIT</u>	<u>NATIONAL</u>	(95 Districts)	
	<u>1983</u>	<u>1984</u>	<u>1983</u>	<u>1984</u>	<u>1983</u>	<u>1984</u>
Authorized Judgeships	3	3				
Total Cases Filed**	577	586	5	5	37	46
Civil Cases Filed	544	555	5	5	34	34
Felony Cases Filed	33	31	8	10	70	83
Total Cases Pending	455	445	5	5	59	60
Total Weighted Caseload	473	477	4	4	50	48
Total Cases Terminated	553	596	4	5	28	43
Total Trials Completed	67	66	2	3	8	9
MEDIAN DISPOSITION TIMES						
(Filing to Disposition, in Months)						
Criminal Cases	5.8	5.5	9	10	78	87
Civil Cases	6	6	4	2	28	18
Issue to Trial	16	17	9	9	57	57
(Civil Only)						

**Includes civil and felony cases only.

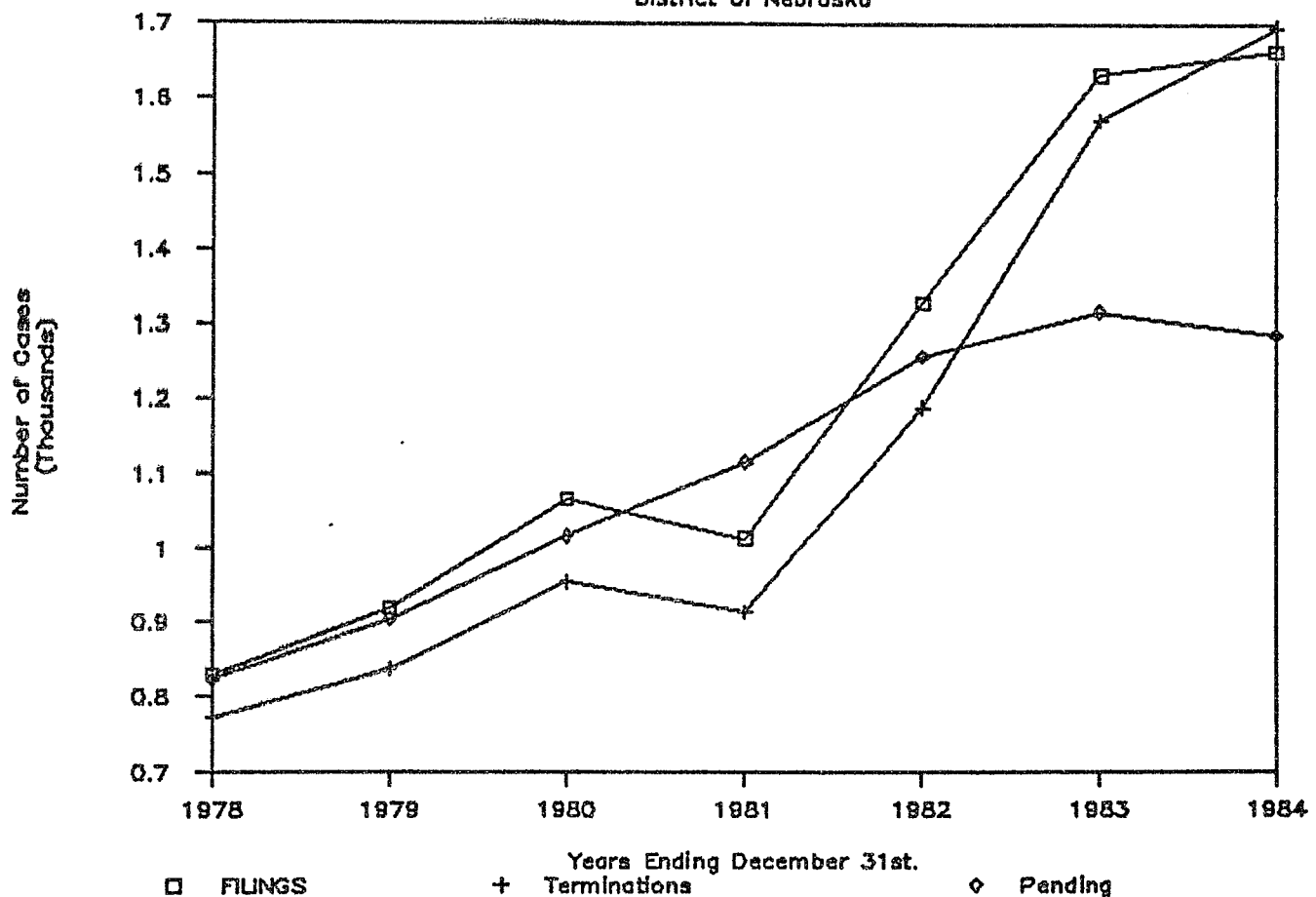
SUMMARY OF STATISTICS FOR THE DISTRICT OF NEBRASKA

Civil case filings increased by only 2 percent in 1984 compared to 23 percent in 1983 and 31 percent in 1982. That, coupled with an increase in terminations, resulted in a decrease in pending cases for the first time in 6 years.

The district had 13 cases which were over three years old, a decrease of almost 68 percent over 1983 and 77 percent over 1982. For the second year in a row, the district had only one matter under advisement over 60 days.

TABLE 61
Civil Cases

District of Nebraska



Criminal Cases

District of Nebraska

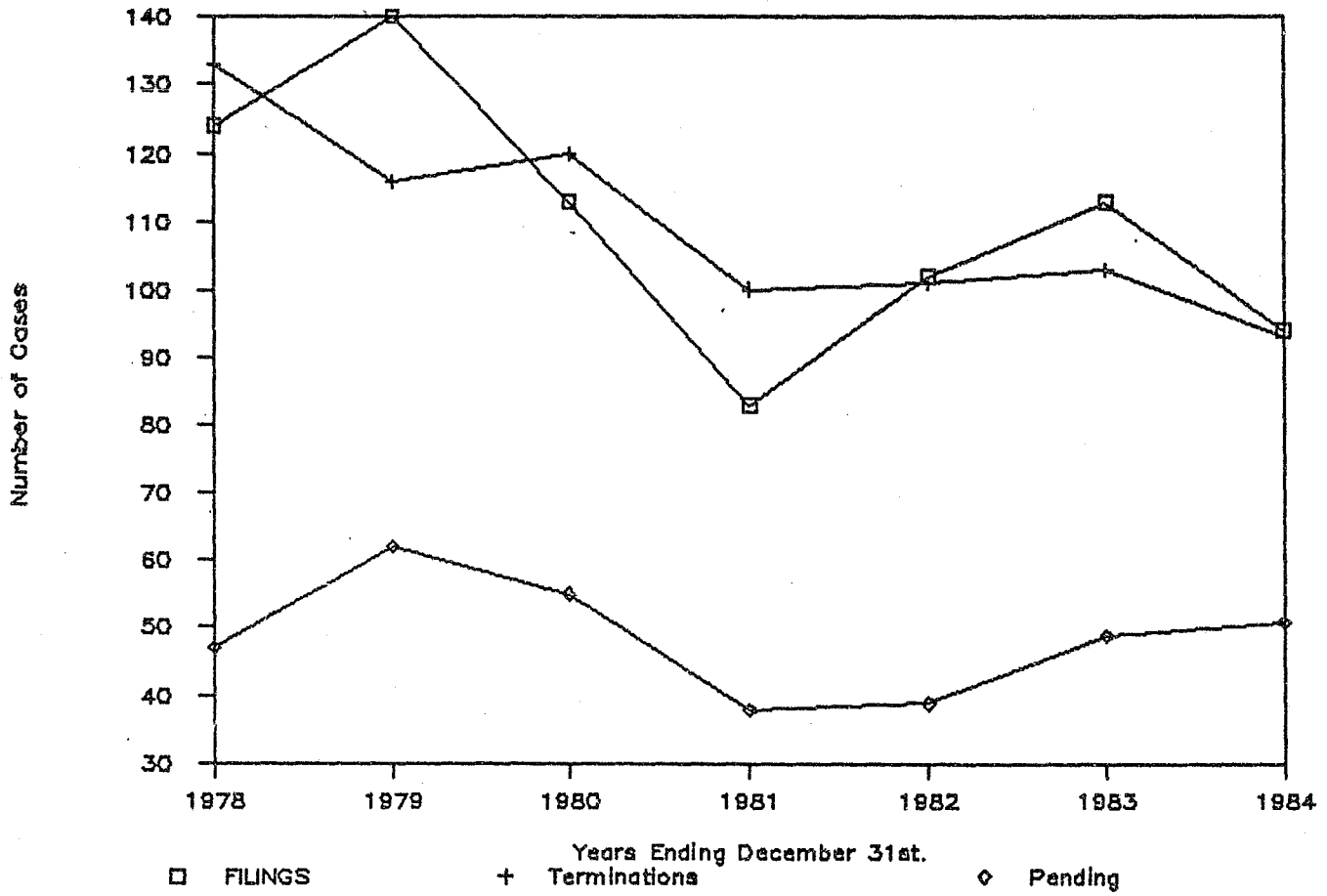
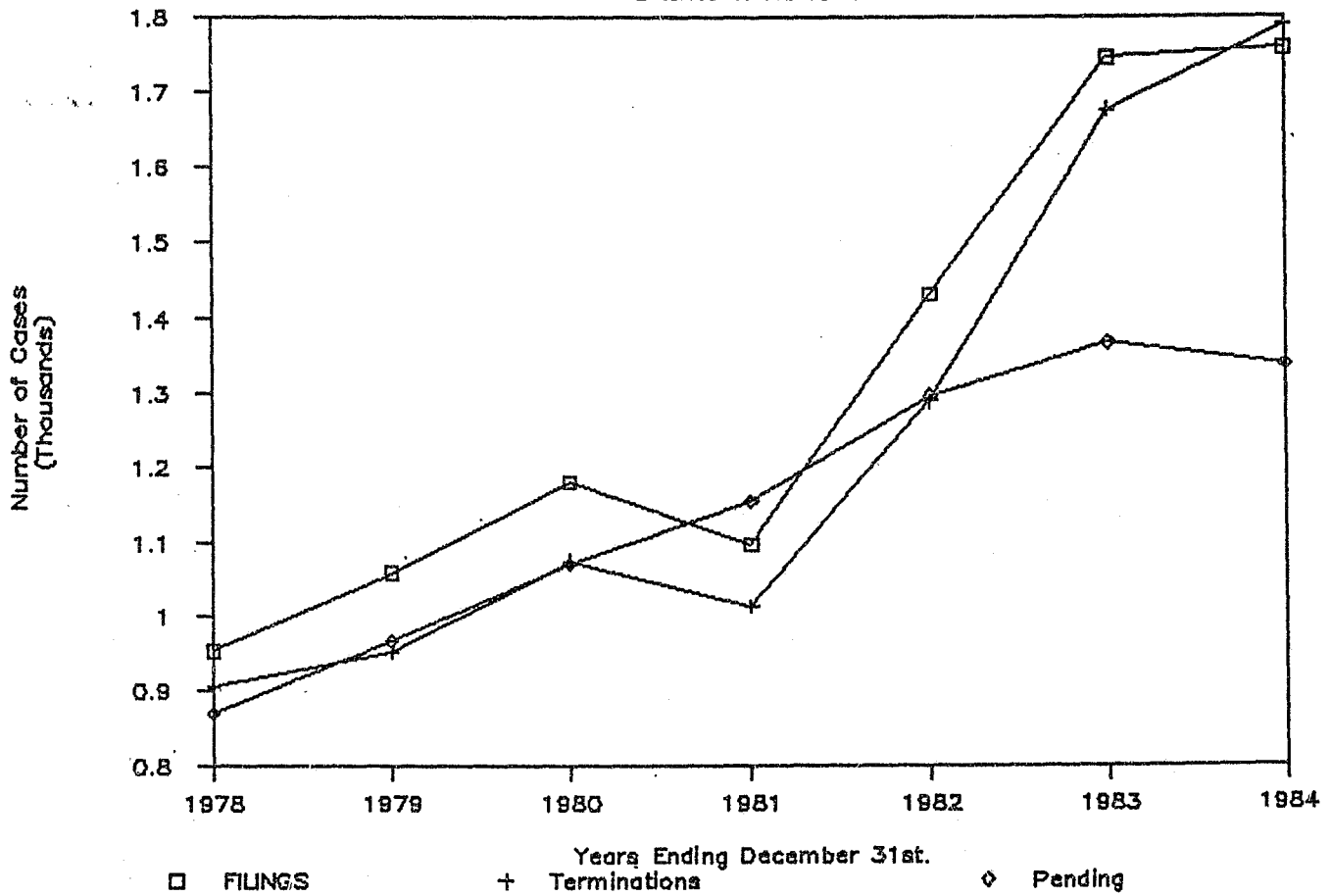


TABLE 63
Total Cases

District of Nebraska



DISTRICT OF NORTH DAKOTA

DISTRICT JUDGESHIPS

Authorized Judgeships2
Senior Judges1

<u>Authorized Places of Holding Court</u>	<u>1980 Division Population</u>	<u>Resident Judges</u>
Fargo	186,443	1
Bismarck	175,144	1
Grand Forks	151,584	-
Minot	139,584	-

BANKRUPTCY JUDGES

Authorized Judgeships1

Location of Headquarters: Fargo

Places of Holding Court:

Fargo	Bismarck
Minot	

MAGISTRATE POSITIONS PRESENTLY AUTHORIZED5

<u>Location</u>	<u>Type</u>	<u>Expiration of Current Term</u>
Bismarck	Part-time	June 18, 1986
Fargo	Part-time	Vacant
Grand Forks	Part-time	Nov. 14, 1986
Minot	Part-time	Nov. 14, 1986
Devils Lake (or Minnewaukan)	Part-time	Jan. 31, 1987
Rolla	Part-time	Discontinued Sept. 30, 1984

TABLE 64
DISTRICT OF NORTH DAKOTA

CASELOAD OF THE DISTRICT COURT
Years Ended December 31, 1983 and 1984

	TOTALS			CIVIL			CRIMINAL*		
	<u>1983</u>	<u>1984</u>	<u>%</u> <u>Change</u>	<u>1983</u>	<u>1984</u>	<u>%</u> <u>Change</u>	<u>1983</u>	<u>1984</u>	<u>%</u> <u>Change</u>
Filed	521	631	+21.1	398	516	+29.6	123	115	-6.5
Terminated	474	638	+34.6	357	520	+45.7	117	118	+0.9
Pending	479	472	-1.5	430	426	-0.9	49	46	-6.1

*Includes felony, misdemeanor, petty offenses tried by a judge, appeals from magistrates, reopens, remands and transfers.

STATISTICAL PROFILE PER JUDGESHIP
Years Ended December 31, 1983 and 1984

	DISTRICT		NUMERICAL STANDING			
	<u>1983</u>	<u>1984</u>	<u>CIRCUIT</u>	<u>NATIONAL</u>	(95 Districts)	
	<u>1983</u>	<u>1984</u>	<u>1983</u>	<u>1984</u>	<u>1983</u>	<u>1984</u>
Authorized Judgeships	2	2				
Total Cases Filed**	250	316	10	9	92	89
Civil Cases Filed	199	258	10	9	92	90
Felony Cases Filed	51	58	2	3	31	49
Total Cases Pending	237	236	9	9	91	91
Total Weighted Caseload	252	238	10	10	89	91
Total Cases Terminated	228	319	10	9	92	88
Total Trials Completed	29	30	8	8	74	74
MEDIAN DISPOSITION TIMES (Filing to Disposition, in Months)						
Criminal Cases	5.0	4.1	6	6	48	48
Civil Cases	8	6	8	2	59	18
Issue to Trial (Civil Only)	15	14	6	5	48	34

**Includes civil and felony cases only.

SUMMARY OF STATISTICS FOR THE DISTRICT NORTH DAKOTA

Civil case filings increased this year by almost 30 percent, termination increased by almost 46 percent resulting in a slight decline in pending cases. Only two districts in the circuit had more felony case filings per judgeship than this district.

The district had 16 cases which were over three years old, an increase of 6 over 1983, and it had only two matters under advisement over sixty days and no matters under advisement over one year. Median time to trial improved in 1984, exceeding the Council's guidelines by only 2 months, compared to 3 months in 1983.

TABLE 65
Civil Cases

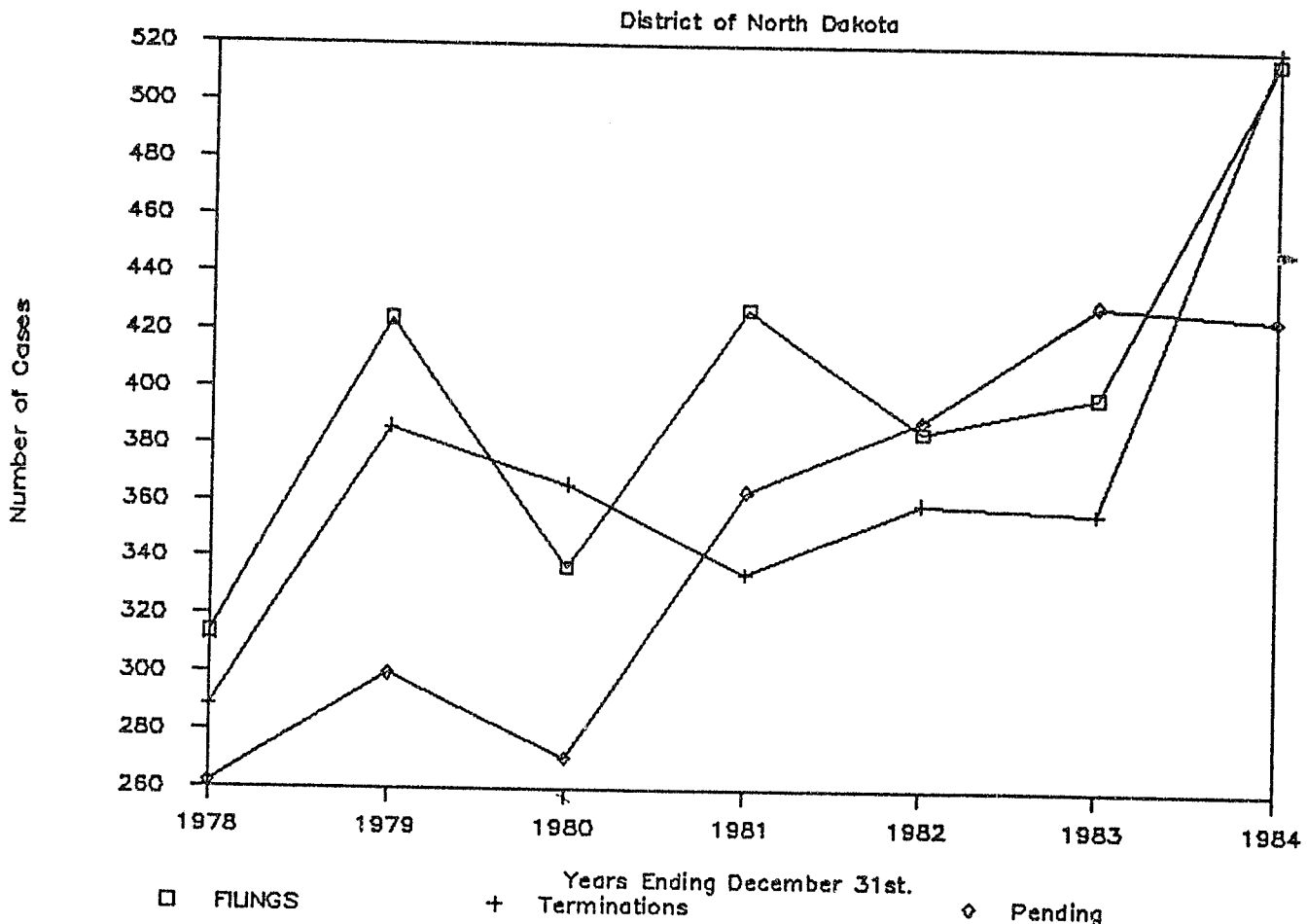


TABLE 66
Criminal Cases

District of South Dakota

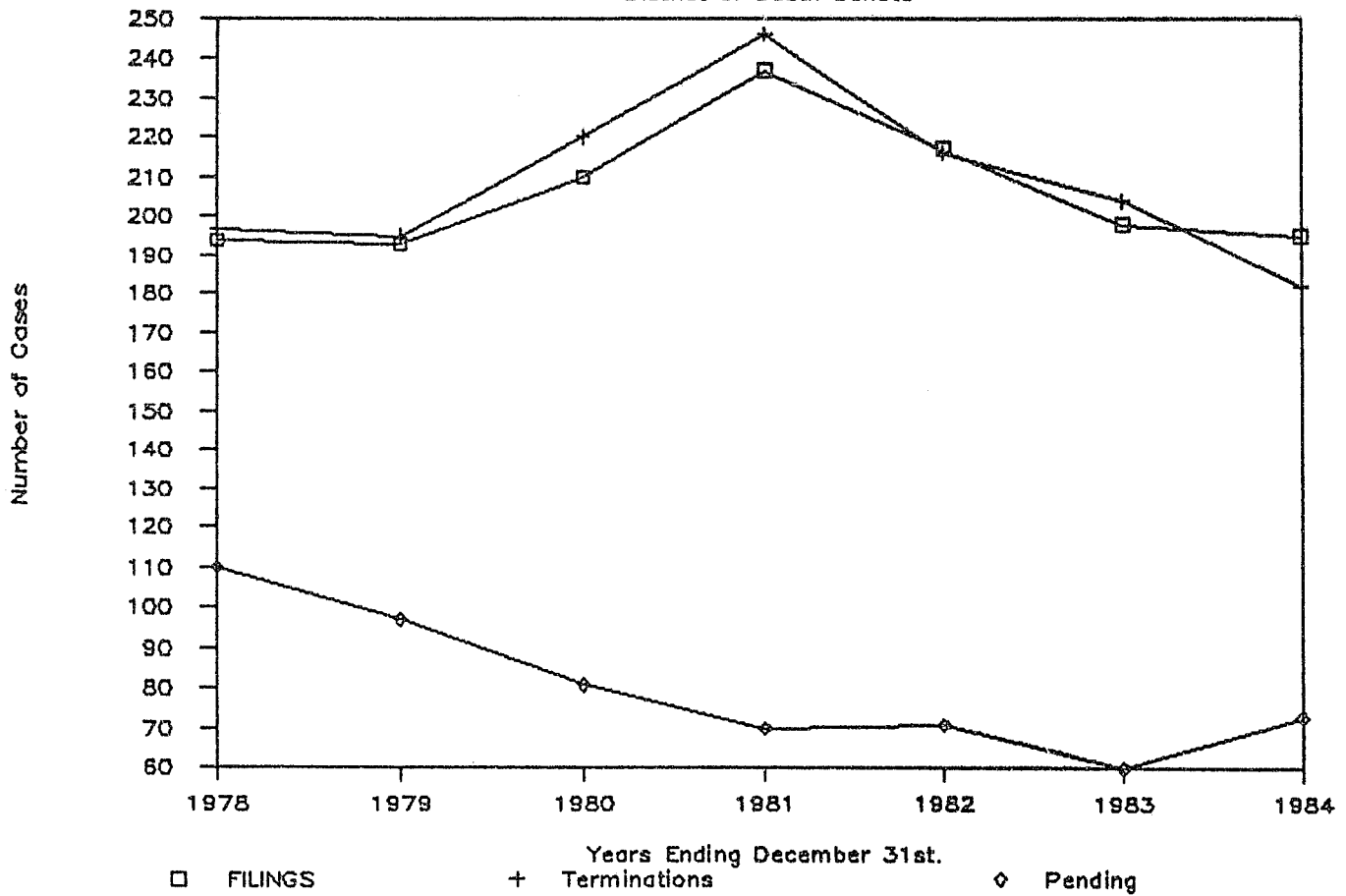
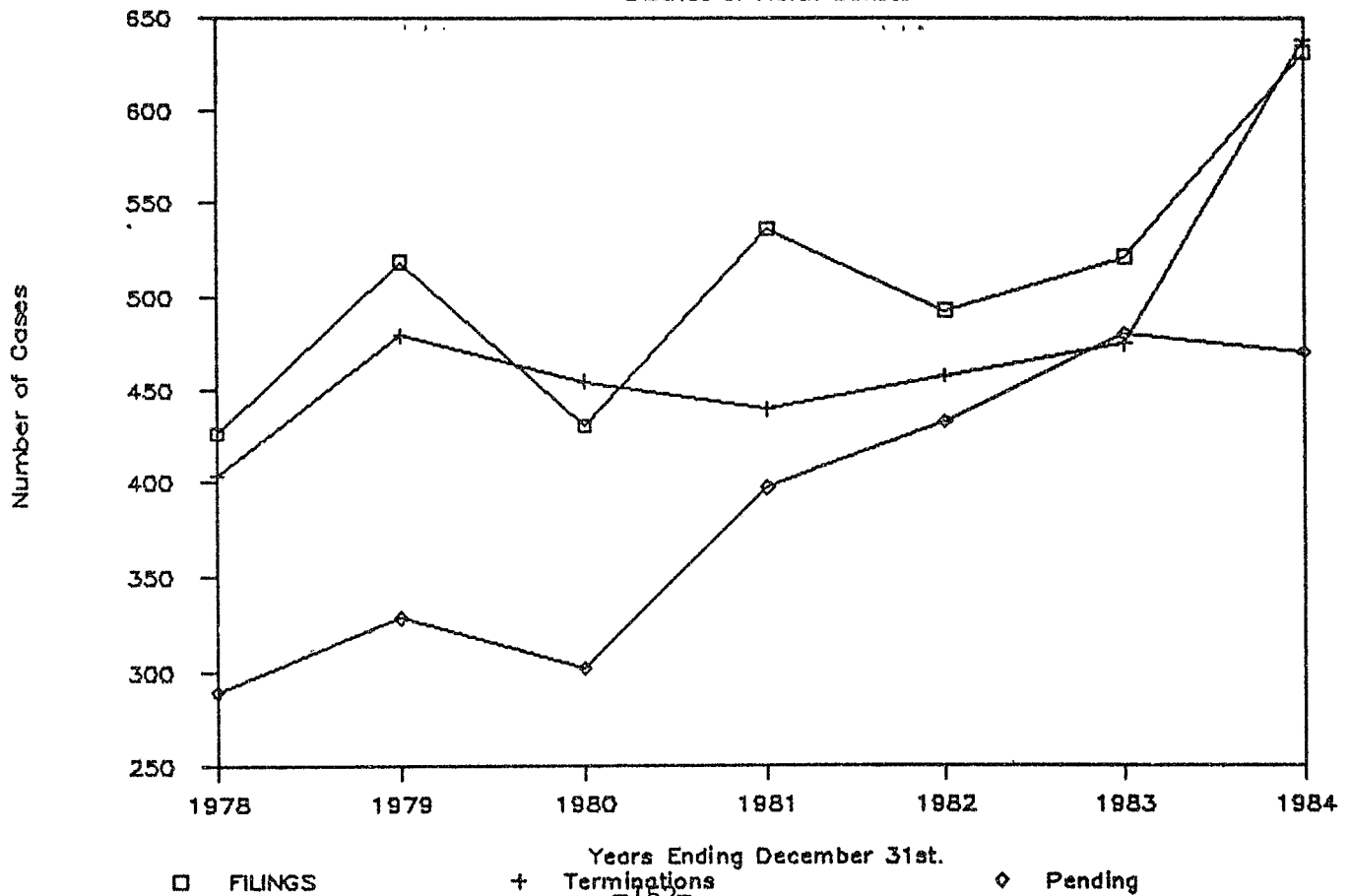


TABLE 67
Total Cases

District of North Dakota



DISTRICT OF SOUTH DAKOTA

DISTRICT JUDGESHIPS

Authorized Judgeships3
Senior Judges1

<u>Authorized Places of Holding Court</u>	<u>1980 Division Population</u>	<u>Resident Judges</u>
<u>Northern Division</u> Aberdeen	25,956	-
<u>Southern Division</u> Sioux Falls	81,343	1
<u>Central Division</u> Pierre	11,973	1
<u>Western Division</u> Deadwood	2,035	-
Rapid City	46,492	1

BANKRUPTCY JUDGES

Authorized Judgeships1

Location of Headquarters: Sioux Falls

Places of Holding Court:

Sioux Falls	Pierre
Rapid City	Aberdeen

MAGISTRATE POSITIONS PRESENTLY AUTHORIZED4

<u>Location</u>	<u>Type</u>	<u>Expiration of Current Term</u>
Pierre	Part-time	April 2, 1988
Rapid City	Part-time	June 10, 1988
Sioux Falls	Part-time	July 31, 1985
Aberdeen	Part-time	Sept. 12, 1987

TABLE 68
DISTRICT OF SOUTH DAKOTA

CASELOAD OF THE DISTRICT COURT
Years Ended December 31, 1983 and 1984

	TOTALS			CIVIL			CRIMINAL		
	<u>1983</u>	<u>1984</u>	<u>%</u> <u>Change</u>	<u>1983</u>	<u>1984</u>	<u>%</u> <u>Change</u>	<u>1983</u>	<u>1984</u>	<u>%</u> <u>Change</u>
Filed	831	884	+6.4	633	689	+8.8	198	195	-1.5
Terminated	769	886	+15.2	565	704	+24.6	204	182	-10.8
Pending	621	619	-0.3	561	546	-2.7	60	73	+21.7

*Includes felony, misdemeanor, petty offenses tried by a judge, appeals from magistrates, reopens, remands and transfers.

STATISTICAL PROFILE PER JUDGESHIP
Years Ended December 31, 1983 and 1984

	DISTRICT		NUMERICAL STANDING			
	<u>1983</u>	<u>1984</u>	<u>CIRCUIT</u>		<u>NATIONAL</u> (95 Districts)	
	<u>1983</u>	<u>1984</u>	<u>1983</u>	<u>1984</u>	<u>1983</u>	<u>1984</u>
Authorized Judgeships	3	3				
Total Cases Filed**	269	295	9	10	90	90
Civil Cases Filed	211	230	9	10	91	91
Felony Cases Filed	58	65	1	2	23	40
Total Cases Pending	204	206	10	10	93	93
Total Weighted Caseload	268	279	9	9	88	86
Total Cases Terminated	248	295	9	10	91	91
Total Trials Completed	35	39	7	6	59	49
MEDIAN DISPOSITION TIMES (Filing to Disposition, in Months)						
Criminal Cases	5.8	4.3	9	7	78	55
Civil Cases	7	6	5	2	42	18
Issue to Trial (Civil Only)	9	10	2	2	10	10

**Includes civil and felony cases only.

SUMMARY OF STATISTICS FOR THE DISTRICT OF SOUTH DAKOTA

Civil case filings increased by almost 9 percent in 1984, while terminations increased 25 percent resulting in a 13 percent decrease in pending civil cases. The district continues to have the lowest rate of civil cases pending per judgeship in the circuit and only 2 other districts in the nation have fewer such pending cases.

The district had the second largest number of felony case filings per judgeship in the circuit.

The district bettered the Circuit Council guidelines for trial disposition time by 2 months. The district had 13 cases which have been pending over three years in 1983, but cut that figure in half in 1984. Only two matters were held under advisement over sixty days and no matters were held under advisement over one year.

TABLE 69
Civil Cases

District of South Dakota

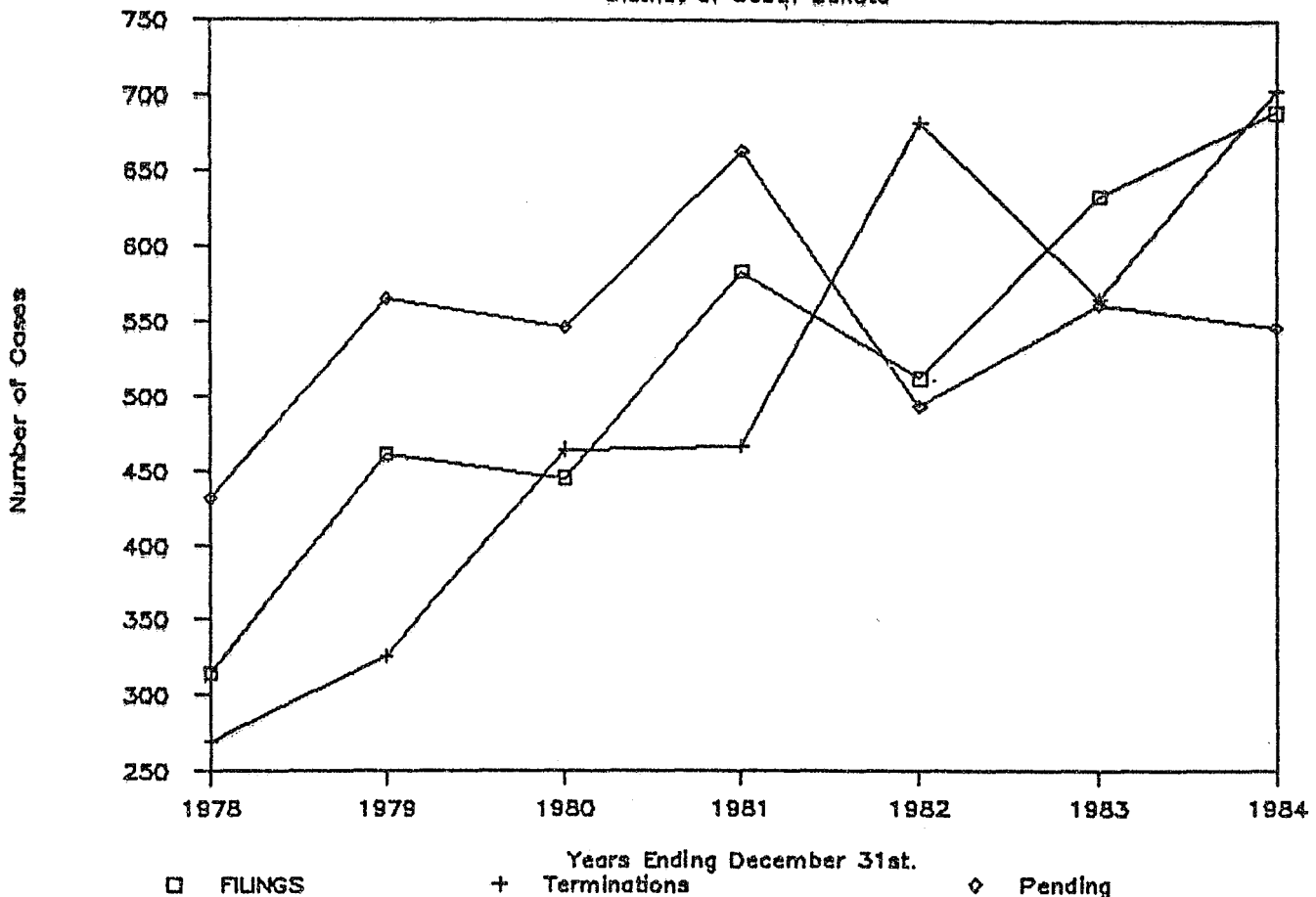


TABLE 70
Criminal Cases

District of South Dakota

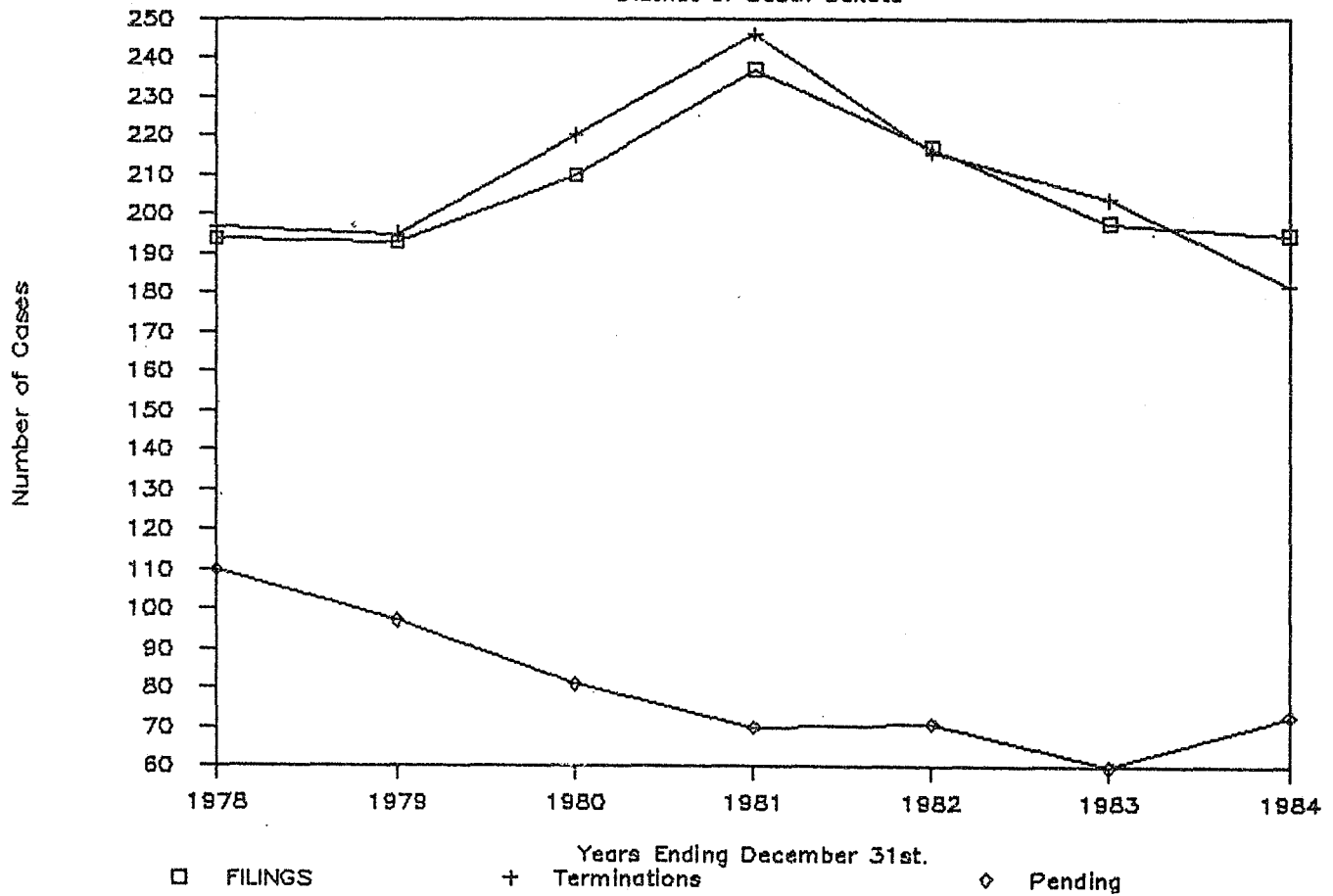
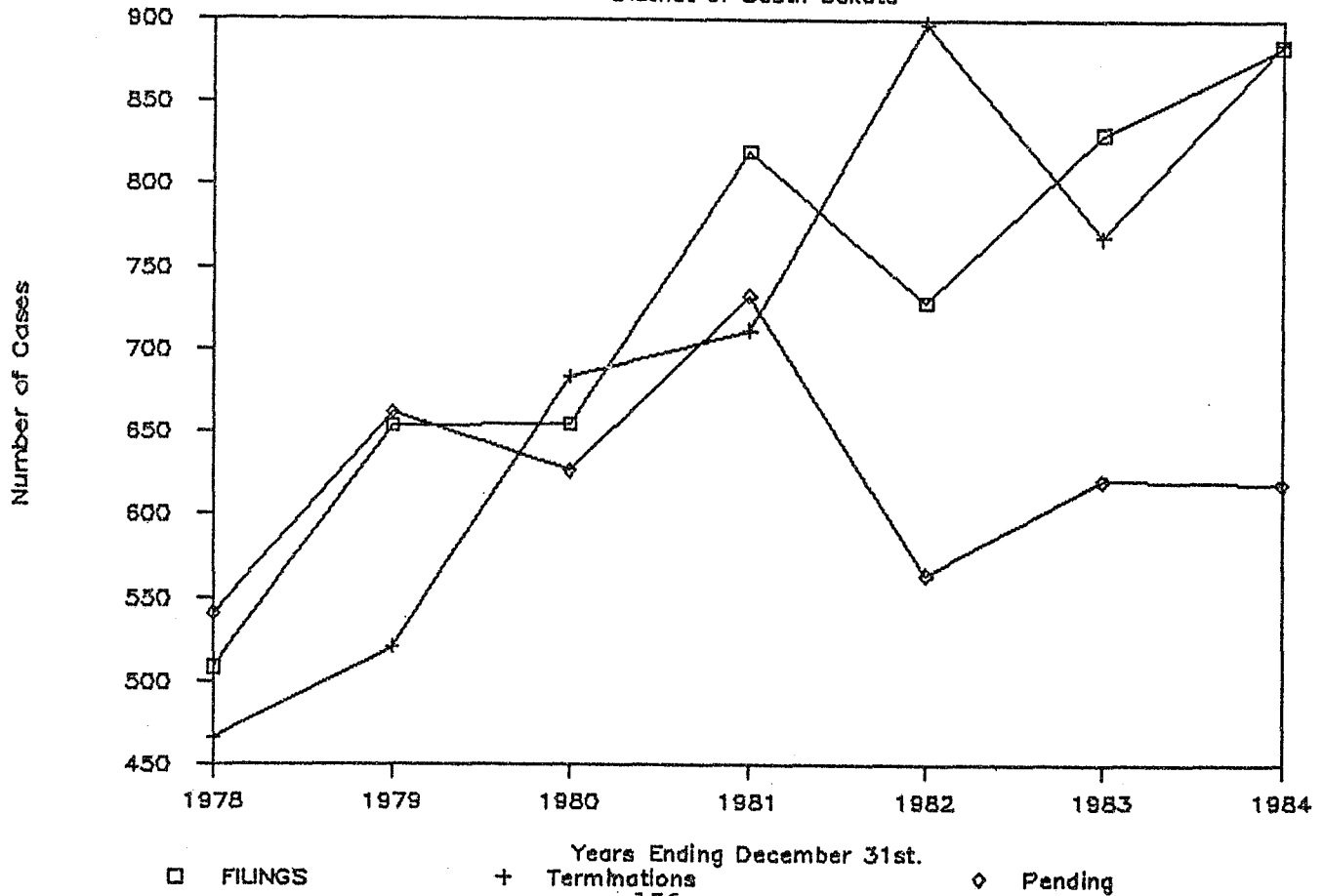


TABLE 71
Total Cases

District of South Dakota



UNITED STATES BANKRUPTCY COURTS

THE BANKRUPTCY COURTS OF THE EIGHTH CIRCUIT

SUMMARY OF STATISTICS

At the direction of the Committee on the Administration of the Bankruptcy System of the Judicial Conference, the Statistical Division of the Administrative Office of the United States Courts began publishing only bankruptcy petition data starting in 1984. The Committee directed that the terms cases and estates no longer be used because they believed that they were misleading and too complicated. (A bankruptcy case, for example, implies an action comparable to a civil case in district court. The comparable bankruptcy action to a civil case, however, is an adversary proceeding. Statistics on estates were calculated by factoring in joint petitions.)

In conformity with this new policy, only data on petitions and adversary proceedings are presented in this report.

The charts below depict the total petitions commenced, terminated and pending in each of the districts for the years 1982 through 1984. There was an increase in filings in 1984 over 1983 in all the districts in the Eighth Circuit. The District of Minnesota recorded the largest number of petition filings in all three years.

TABLE 72
Petitions Commenced

Years Ending December 31st.

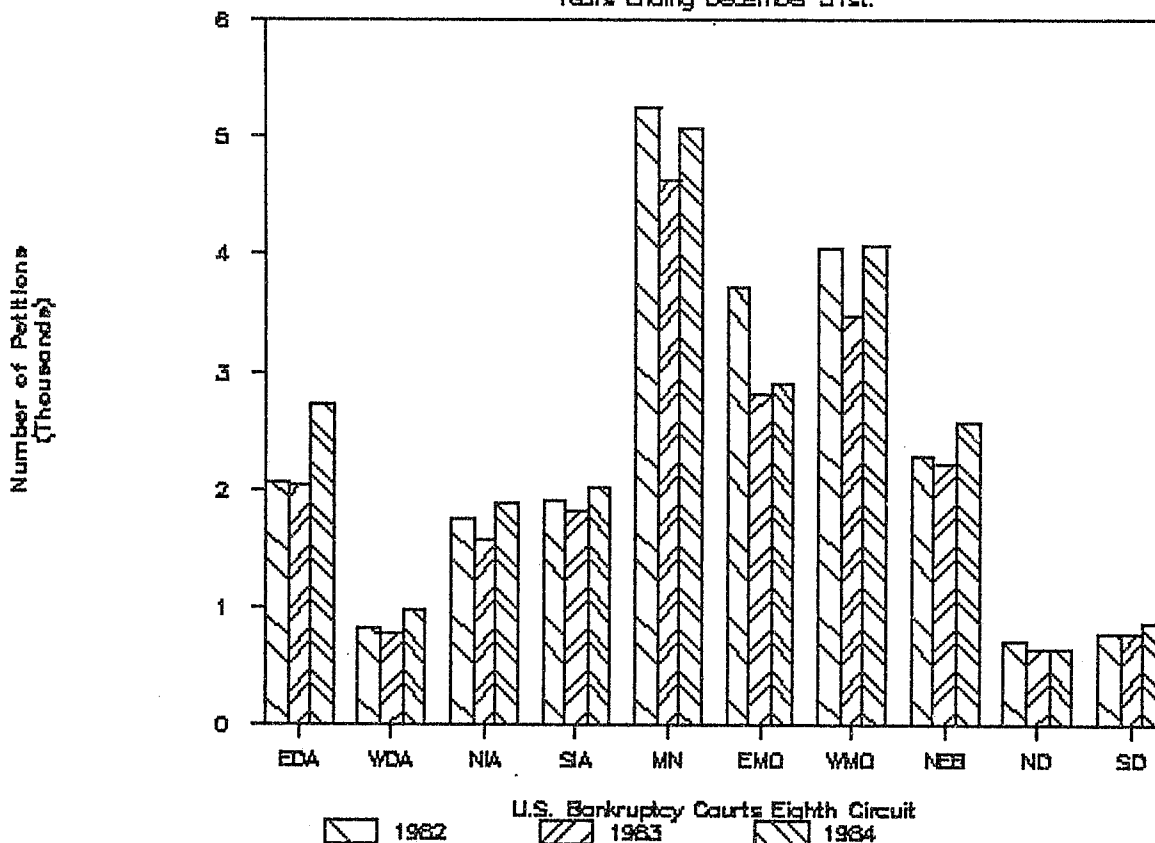


TABLE 73

Petitions Terminated

Years Ending December 31st.

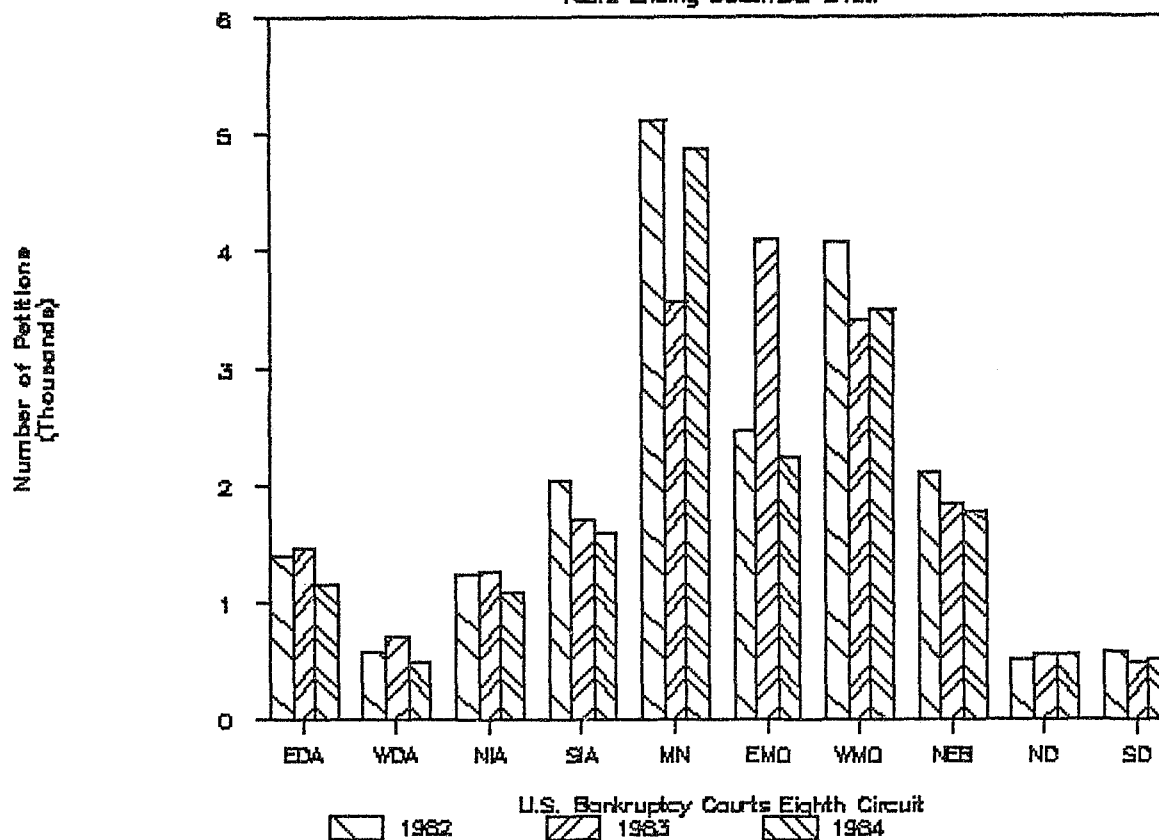
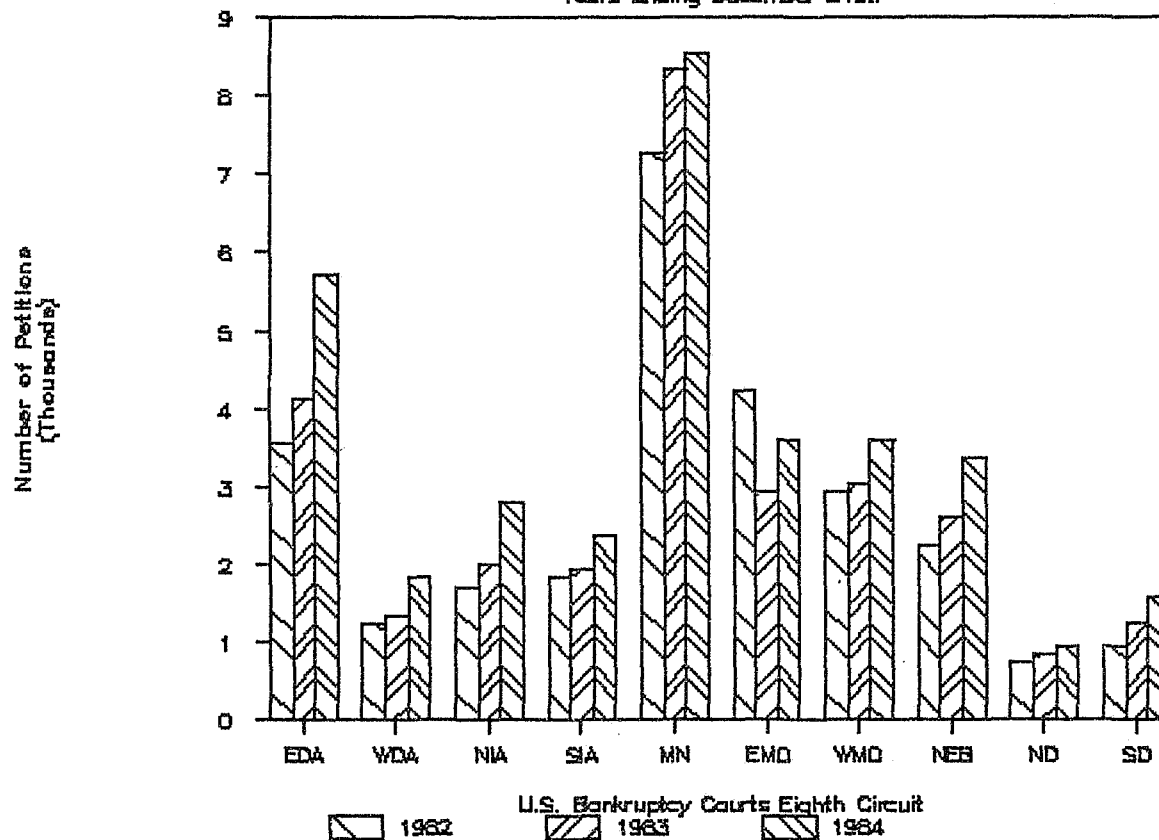


TABLE 74

Petitions Pending

Years Ending December 31st.

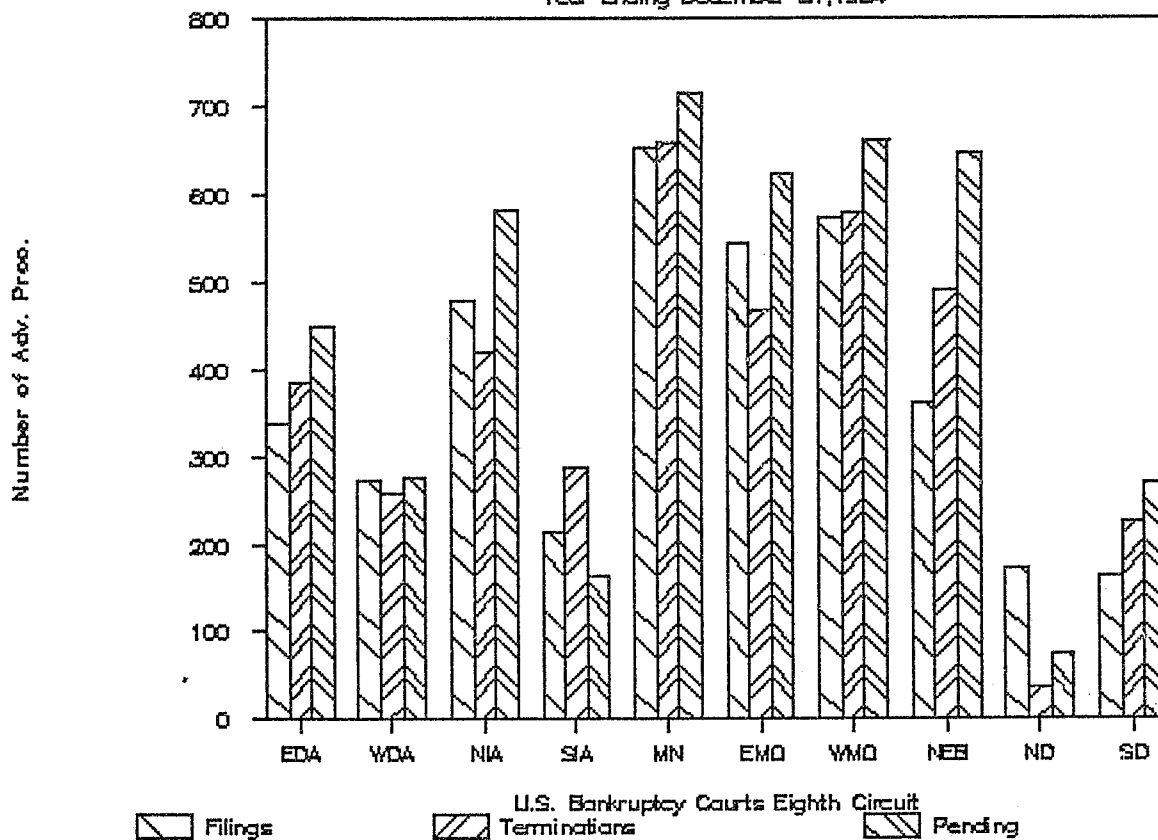


In 1984 motions requesting relief from automatic stay and motions filed to avoid liens were no longer counted as adversary proceedings. Thus comparisons with prior years is misleading and is not presented here. The chart below presents the adversary proceeding workload for the Eighth Circuit Bankruptcy Courts for the year 1984.

TABLE 75

Adversary Proceedings

Year Ending December 31, 1984



The following charts depict the adversary proceedings and workload per judge for the calendar year 1984. Three districts recorded over 2000 petitions filed per judge. The District of Nebraska and the Eastern District of Arkansas recorded over 2500 filings per judge with both districts in Iowa recording over 1800 such filings. Five districts reported over 200 adversary filings per judge with Northern Iowa and Eastern Arkansas reporting filings in excess of 300 and 400 respectively.

The Judicial Council has recommended additional bankruptcy judgeships for each of the above mentioned districts and for the Western District of Missouri and the District of Minnesota.

TABLE 76

Adversary Proceedings Per Judge

Year Ending December 31, 1984

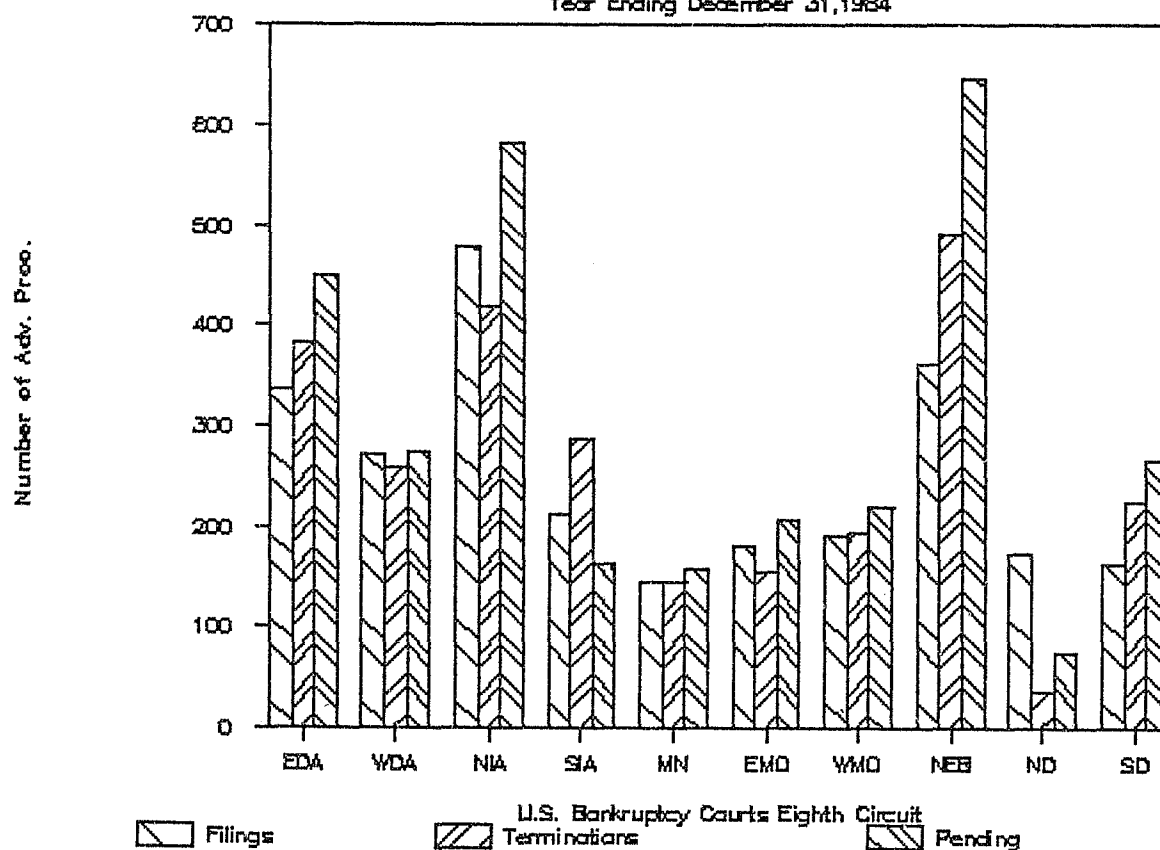
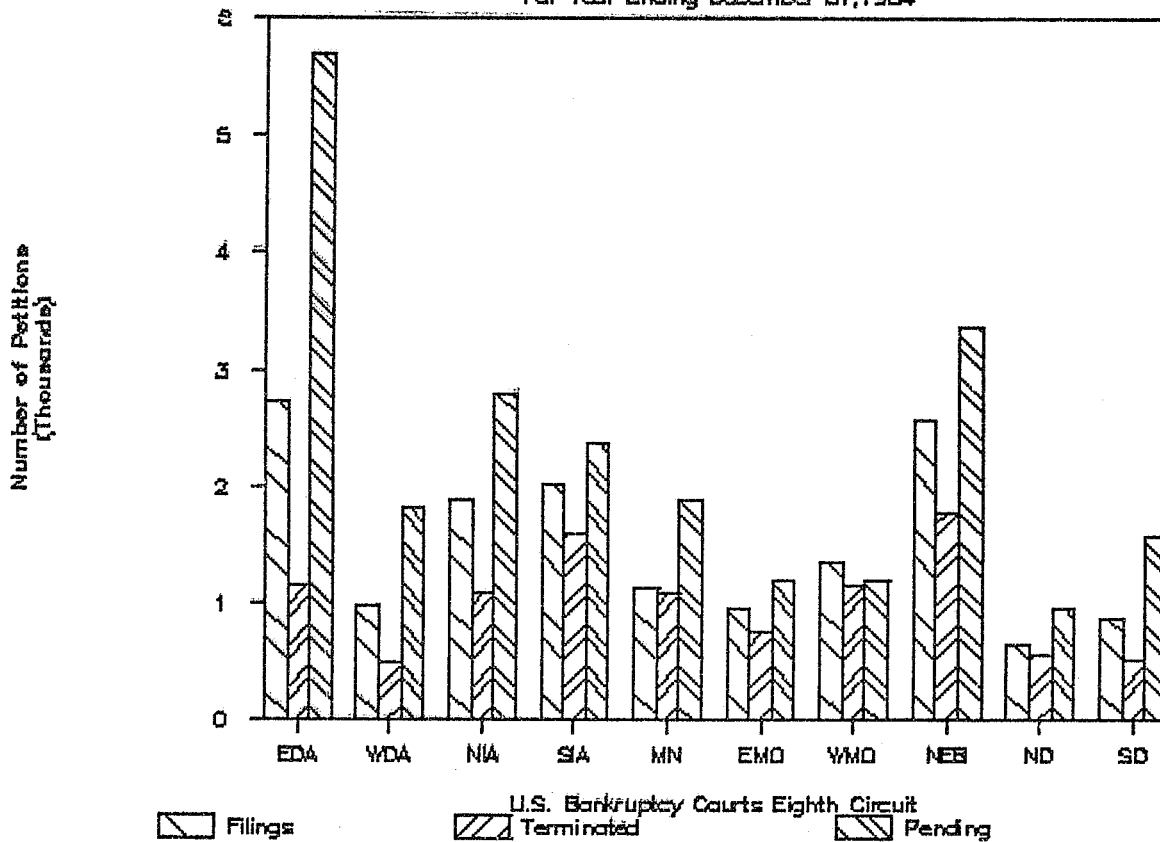


TABLE 77

Per Judge Workload

For Year Ending December 31, 1984



Tables K through N in the appendix contain more detailed information on the dockets of the circuit's bankruptcy courts for the years 1981 through 1984. Table O contains 1984 data concerning adversary proceedings. Those tables indicate the "backlog" for each of the bankruptcy courts petition and adversary proceeding filings. Backlog is determined by dividing the dispositions by 12 to arrive at the monthly disposition rate. That figure is then divided into the pending case load to reflect the number of months it will take to dispose of the pending cases.

The charts below depicts the petition backlog figures for 1982 through 1984 and adversary proceedings backlog for 1984. Backlog figures have increased in 1984 over 1983 in each district in the Eighth Circuit except the District of Minnesota.

At the end of 1984 petition backlog stood at 59 months in the Eastern District of Arkansas, over 40 months in the Western District of Arkansas, and over 30 months in the Northern District of Iowa and the District of South Dakota.

The District of North Dakota registered the highest backlog of adversary proceedings (25 months) followed by the Northern District of Iowa, Eastern District of Missouri and the District of Nebraska, each with over 15 months backlog.

TABLE 78

Petition Backlog

Years Ending December 31st.

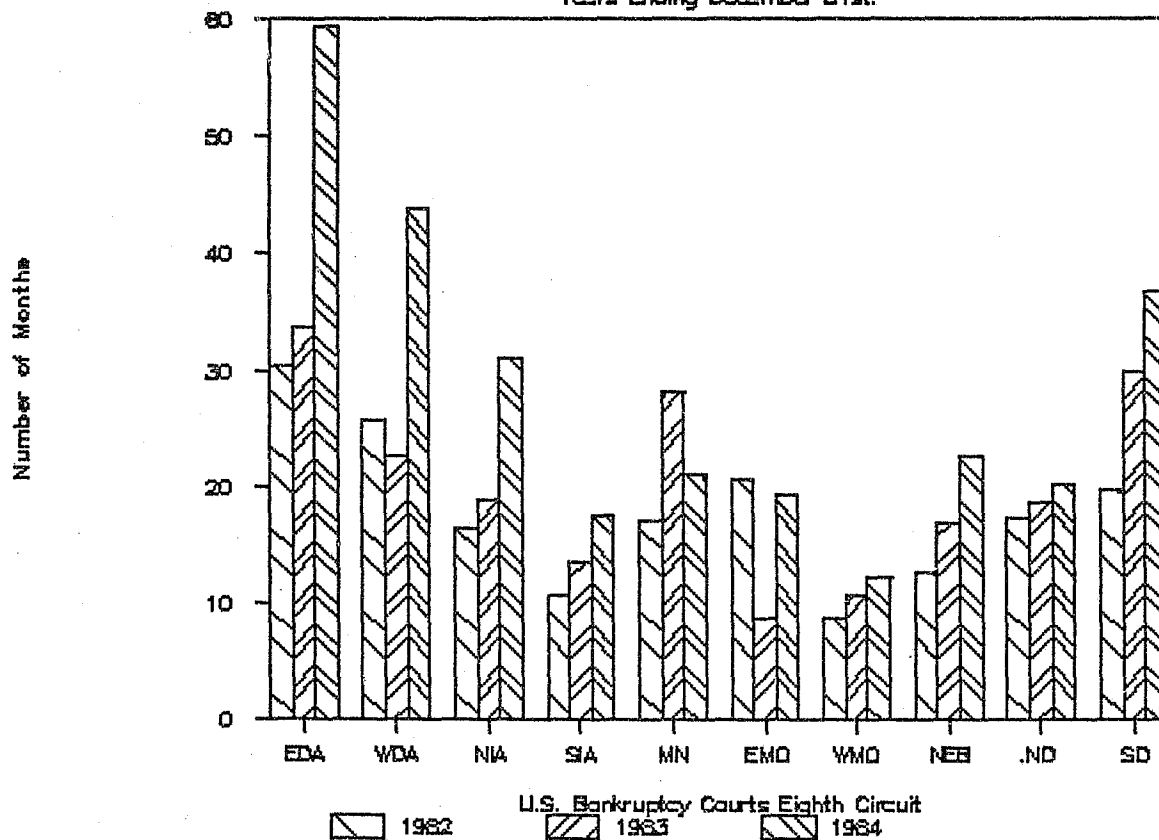
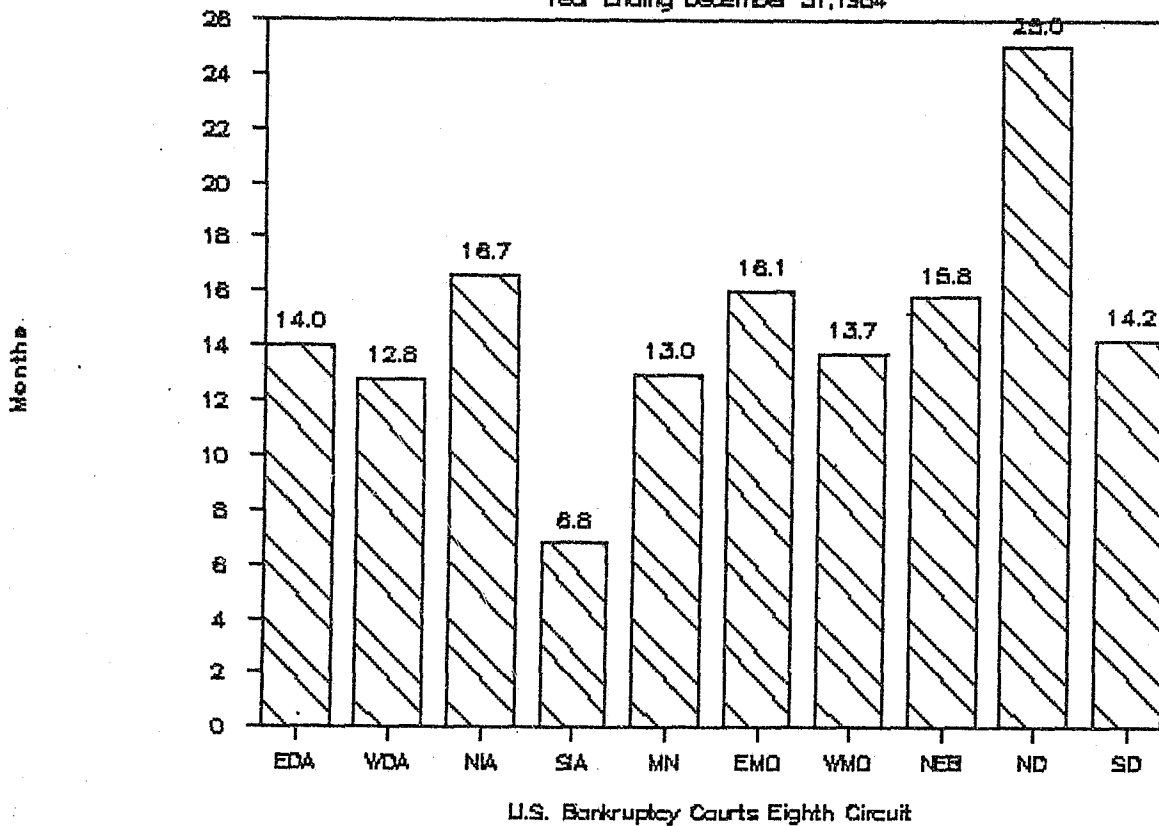


TABLE 79

Adversary Proceeding Backlog

Year Ending December 31, 1984



The following charts contain comparison data for each of the bankruptcy courts in the circuit for the year ending December 31, 1984. The charts depict the ratio of business and Chapter 11 filings to total filings for the bankruptcy courts in the Eighth Circuit, the circuit average and the national average. All but one district exceeded the national average of business filings and only two districts had a lower percentage of Chapter 11 filings.

TABLE 80

Percent of Business Filings

Year Ending December 31, 1984

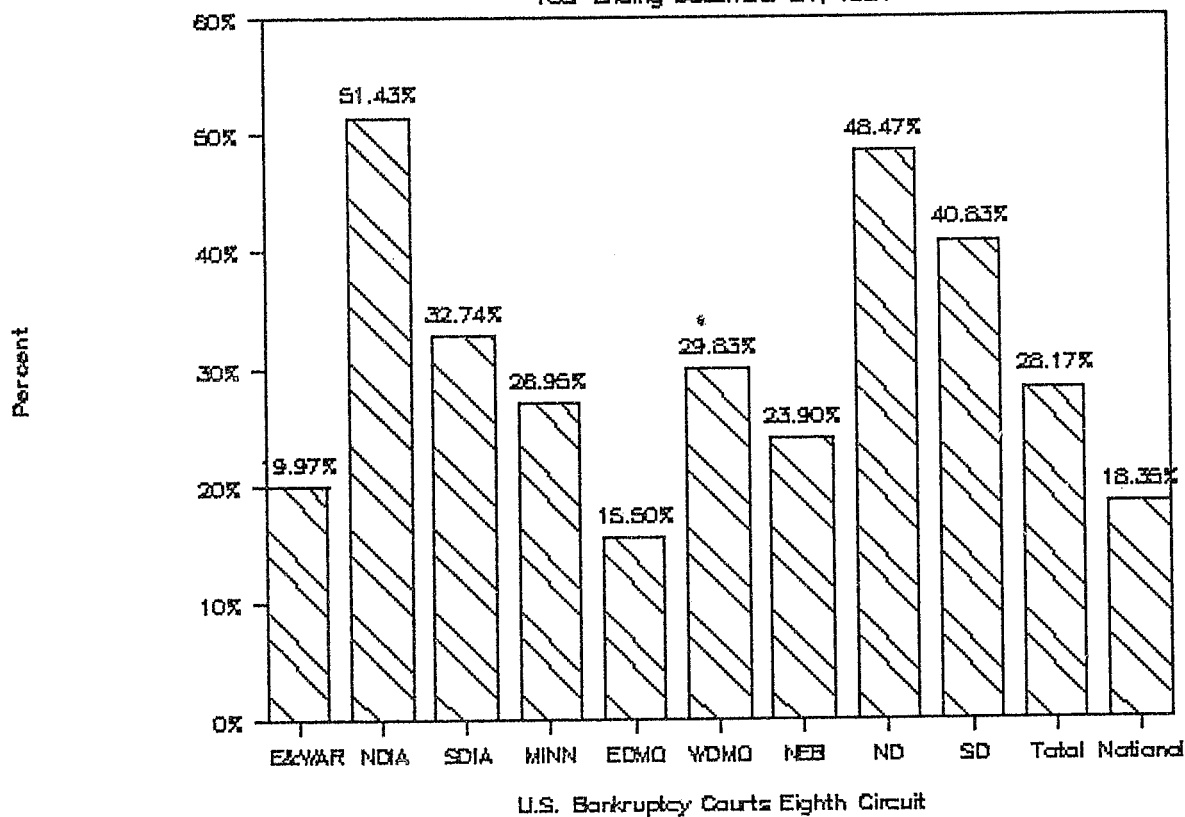
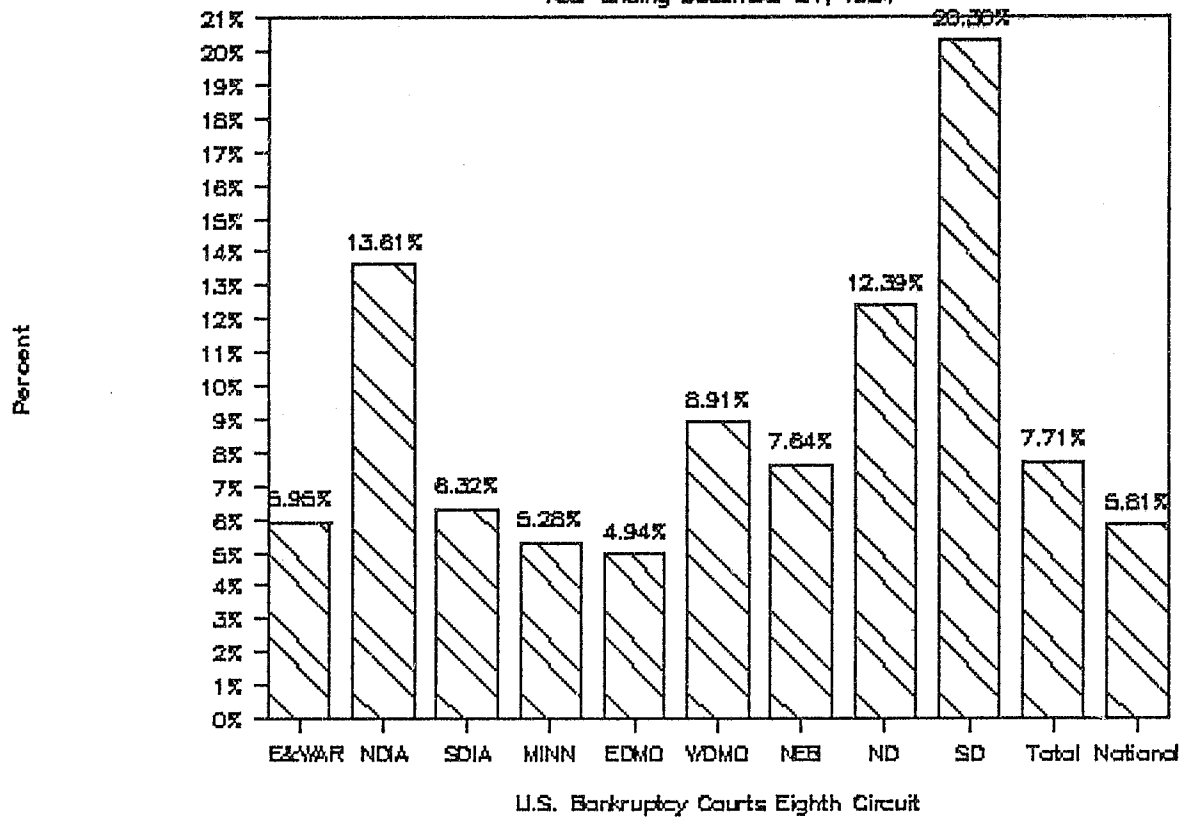


TABLE 81
Percent of Chapter 11 Filings

Year Ending December 31, 1984



APPENDIX

TABLE A Categories for the Positions and Occupations in the Federal Courts

CATEGORY	COURTS OF APPEALS	DISTRICT COURTS	BANKRUPTCY COURTS	NATIONAL COURTS
Professional (Legal)	<ul style="list-style-type: none"> - Judge's Law Clerk - Federal Public Defender - Assistant Defender - Staff Attorneys 	<ul style="list-style-type: none"> - Judge's Law Clerk - District Research Ass't. - Magistrate's Legal Ass't. 	<ul style="list-style-type: none"> - Judge's Law Clerk 	<ul style="list-style-type: none"> - Judge's Law Clerk - Trial Judge's Law Clerk - Staff Attorneys - Executive Attorneys
Professional (General)	<ul style="list-style-type: none"> - Circuit Executive - Assistant Circuit Executive - C.J.A. Investigator - Librarian & Ass't. 	<ul style="list-style-type: none"> - Chief, Probation/Pretrial - Probation/Pretrial Officer - Probation/Pretrial Trainee & Assistant - Librarian & Ass't. 		<ul style="list-style-type: none"> - Librarian & Ass't.
Administrative (Professional)	<ul style="list-style-type: none"> - Clerk of Court - Deputy Clerk (12+) - Deputy Clerk (9-11) - Admin. Ass't. to Chief Judge - Admin. Ass't. to Circuit Exec. 	<ul style="list-style-type: none"> - Clerk of Court - Deputy Clerk (12+) - Deputy Clerk (9-11) - Admin. Ass't. to Chief Judge 	<ul style="list-style-type: none"> - Clerk of Court - Deputy Clerk (12+) - Deputy Clerk (9-11) 	<ul style="list-style-type: none"> - Clerk of Court - Deputy Clerk (12+) - Deputy Clerk (9-11) - Building Manager - Marshal
Legal Secretarial	<ul style="list-style-type: none"> - Judge's Secretary - Defender's Secretary - Staff Attorney's Secretary - Court Secretary - Circuit Executive's Secretary - Clerk's Secretary 	<ul style="list-style-type: none"> - Judge's Secretary - Magistrate's Secretary - Probation/Pretrial Chief's Secretary - Clerk's Secretary 	<ul style="list-style-type: none"> - Judge's Secretary - Clerk's Secretary 	<ul style="list-style-type: none"> - Judge's Secretary - Marshal's Secretary - Court's Secretary - Clerk's Secretary
Technical		<ul style="list-style-type: none"> - Court Reporter - Court Interpreter - Bailiff 		<ul style="list-style-type: none"> - Decisions Reporter - Technical Advisor & Ass't. - Bailiff - Computer Specialist - Auditor
Office/Clerical	<ul style="list-style-type: none"> - Deputy Clerk (7-8) - Deputy Clerk (5-6) - Deputy Clerk (2-4) - Library Aide - F.P.D. Clerical - Messenger 	<ul style="list-style-type: none"> - Deputy Clerk (7-8) - Deputy Clerk (5-6) - Deputy Clerk (2-4) - Library Aide - Magistrate's Clerical Ass't. - Messenger - Probation/Pretrial Clerical 	<ul style="list-style-type: none"> - Deputy Clerk (7-8) - Deputy Clerk (5-6) - Deputy Clerk (2-4) 	<ul style="list-style-type: none"> - Deputy Clerk (7-8) - Deputy Clerk (5-6) - Deputy Clerk (2-4) - Library Aide - Clerical Ass't. - Messenger - Custodial

TABLE B

U.S. Courts of Appeals
 Appeals Commenced, Terminated, and Pending
 During the Twelve Month Periods Ended December 31, 1983 and 1984

Circuit	Filings			Terminations			Pending		
	1983	1984	Percent Change	1983	1984	Percent Change	1983	1984	Percent Change
Total	30,757	32,983	7.2	29,761	31,721	6.6	23,146	24,408	5.5
District of Columbia	1,371	1,631	19.0	1,473	1,457	-1.1	1,379	1,553	12.6
First	1,008	1,093	8.4	980	1,035	5.6	558	616	10.4
Second	2,868	2,928	2.1	2,826	2,941	4.1	1,093	1,080	-1.2
Third	2,551	2,524	-1.1	2,460	2,553	3.8	1,563	1,534	-1.9
Fourth	2,278	2,612	14.7	2,359	2,387	1.2	1,728	1,953	13.0
Fifth	3,421	3,616	5.7	3,308	3,554	7.4	2,440	2,502	2.5
Sixth	2,853	3,104	8.8	2,871	3,043	6.0	2,580	2,641	2.4
Seventh	2,374	2,249	-5.3	2,313	2,397	3.6	1,906	1,758	-7.8
Eighth	1,769	1,959	10.7	1,602	1,902	18.7	1,063	1,120	5.4
Ninth	5,133	5,411	5.4	4,812	4,682	-2.7	4,228	4,957	17.2
Tenth	1,810	1,952	7.8	1,676	1,799	7.3	1,728	1,881	8.9
Eleventh	3,321	3,904	17.6	3,081	3,971	28.9	2,880	2,813	-2.3

TABLE C

U.S. COURTS OF APPEALS
NATURE OF SUIT OR OFFENSE OF APPEALS ARISING FROM THE U.S. DISTRICT COURTS BY CIRCUIT
DURING THE TWELVE MONTH PERIOD ENDED DEC. 31, 1984

NATURE OF SUIT OR OFFENSE	CIRCUIT												
	TOTAL	D.C.	FIRST	SECOND	THIRD	FOURTH	FIFTH	SIXTH	SEVENTH	EIGHTH	NINTH	TENTH	ELEVENTH
TOTAL CRIMINAL CASES.....	5,061	62	223	500	359	381	386	384	319	272	918	302	955
HOMICIDE, TOTAL.....	66	-	2	-	2	18	6	-	7	3	20	8	-
MURDER, FIRST DEGREE.....	32	-	-	-	2	10	1	-	3	-	12	4	-
OTHER HOMICIDE.....	34	-	2	-	-	8	5	-	4	3	8	4	-
ROBBERY, TOTAL.....	306	4	7	13	18	39	10	33	12	20	106	14	30
BANK.....	283	4	7	13	18	34	9	33	12	18	93	12	30
OTHER ROBBERY.....	23	-	-	-	-	5	1	-	-	2	13	2	-
ASSAULT.....	61	-	-	-	8	7	-	5	4	8	15	6	8
BURGLARY.....	17	-	1	-	4	4	2	-	1	1	2	2	-
LARCENY AND THEFT, TOTAL.....	248	3	5	41	21	10	9	29	26	22	45	18	19
INTERSTATE COMMERCE.....	33	-	1	4	10	3	-	5	1	3	2	-	4
TRANSPORTATION, ETC. OF STOLEN													
PROPERTY.....	92	1	2	15	6	2	1	17	9	9	9	10	11
POSTAL.....	29	-	-	2	-	1	3	4	4	3	9	-	3
OTHER LARCENY AND THEFT.....	94	2	2	20	5	4	5	3	12	7	25	8	1
EMBEZZLEMENT.....	75	-	2	9	5	6	4	11	6	4	19	2	7
FRAUD, TOTAL.....	838	5	30	94	65	55	66	82	66	61	148	82	84
INCOME TAX.....	253	-	9	17	13	13	25	23	21	19	58	36	19
POSTAL AND INTERSTATE WIRE,													
RADIO, ETC.....	266	-	11	36	24	13	23	35	20	22	36	23	23
LENDING AND CREDIT.....	53	-	1	1	2	4	3	4	7	5	9	9	8
FALSE CLAIMS AND STATEMENTS.....	120	3	8	14	10	11	6	9	8	7	23	4	17
OTHER FRAUD.....	146	2	1	26	16	14	9	11	10	5	22	10	17
AUTO THEFT.....	53	-	1	-	4	5	12	6	2	7	1	4	11
FORGERY AND COUNTERFEITING.....	181	-	12	14	9	13	16	25	5	5	31	14	37
SEX OFFENSES.....	30	-	-	2	6	3	-	3	1	1	11	1	2
DRUG ABUSE PREVENTION AND													
CONTROL ACT, TOTAL.....	2,102	38	134	218	135	147	162	116	109	75	302	92	574
DAPCA MARIHUANA.....	759	11	51	26	29	47	57	44	36	16	101	14	327
DAPCA NARCOTICS.....	1,046	22	62	185	57	65	64	54	62	47	170	54	203
DAPCA CONTROLLED SUBSTANCES.....	297	4	21	7	49	35	41	18	11	12	31	24	44
MISCELLANEOUS GENERAL OFFENSES,													
TOTAL.....	683	7	22	70	56	40	47	57	55	50	113	37	129
BRIBERY.....	18	1	-	4	7	-	1	-	-	-	3	-	2
EXTORTION, RACKETEERING AND													
THREATS.....	235	2	7	36	17	3	12	21	27	19	25	9	57
GAMBLING, LOTTERY.....	20	-	1	1	2	-	-	1	7	3	-	4	1
KIDNAPPING.....	24	-	-	4	2	8	1	3	1	-	4	-	1
FIREARMS, WEAPONS.....	219	3	6	10	16	14	24	23	13	16	37	14	43
ESCAPE.....	58	1	2	5	4	2	5	2	1	1	21	2	12
PERJURY.....	47	-	3	5	1	4	3	5	2	7	8	4	5
OTHER MISCELLANEOUS GENERAL													
OFFENSES.....	62	-	3	5	7	9	1	2	4	4	15	4	8
IMMIGRATION LAWS.....	73	-	-	3	-	2	19	-	1	5	37	2	4
LIQUOR, INTERNAL REVENUE.....	-	-	-	-	-	-	-	-	-	-	-	-	-
FEDERAL STATUTES.....	323	5	6	36	26	31	32	17	24	10	68	20	48
OTHER.....	5	-	1	-	-	1	1	-	-	-	-	-	2

TABLE C (continued)

U.S. COURTS OF APPEALS
NATURE OF SUIT OR OFFENSE OF APPEALS ARISING FROM THE U.S. DISTRICT COURTS BY CIRCUIT
DURING THE TWELVE MONTH PERIOD ENDED DEC. 31, 1984

NATURE OF SUIT OR OFFENSE	TOTAL	D.C.	CIRCUIT										
			FIRST	SECOND	THIRD	FOURTH	FIFTH	SIXTH	SEVENTH	EIGHTH	NINTH	TENTH	ELEVENTH
TOTAL CASES.....	27,900	886	1,022	2,508	2,208	2,311	3,149	2,660	1,943	1,716	4,256	1,680	3,561
TOTAL CRIMINAL CASES.....	5,061	62	223	500	359	381	386	384	319	272	918	302	955
TOTAL CIVIL CASES.....	22,839	824	799	2,008	1,849	1,930	2,763	2,276	1,624	1,444	3,338	1,378	2,606
U.S. CASES.....	6,723	533	356	518	528	422	424	673	550	401	1,189	437	692
U.S. PLAINTIFF.....	972	23	42	104	79	44	88	95	57	56	186	72	126
NEGOTIABLE INSTRUMENTS.....	15	1	3	-	-	2	1	3	-	2	1	1	1
OTHER CONTRACT ACTIONS.....	87	3	6	6	1	7	13	13	1	2	27	2	6
CONDEMNATION OF LAND.....	32	-	1	1	-	4	-	6	1	4	10	4	1
OTHER REAL PROPERTY ACTIONS.....	58	-	2	1	4	3	1	7	8	8	11	10	3
PERSONAL PROPERTY TORT ACTIONS.....	16	1	1	-	1	-	1	2	-	1	6	3	-
CIVIL RIGHTS:													
EMPLOYMENT.....	63	1	3	-	6	5	5	9	7	6	8	4	9
OTHER CIVIL RIGHTS.....	20	1	1	3	-	-	3	1	2	1	2	2	4
FORFEITURE AND PENALTY.....	172	2	4	6	5	9	6	12	9	8	53	9	49
FAIR LABOR STANDARDS ACT.....	35	-	2	3	3	1	14	-	-	1	3	5	3
LABOR MANAGEMENT RELATIONS ACT.....	12	-	-	1	1	-	-	3	-	1	2	1	3
OTHER LABOR.....	43	4	2	4	3	1	3	4	6	1	7	3	5
SECURITIES, COMMODITIES AND EXCHANGES.....	38	5	-	12	2	-	1	5	5	2	3	1	2
TAX SUITS.....	133	-	3	18	6	4	13	15	9	3	29	17	15
ALL OTHER.....	248	5	14	49	47	8	27	15	9	16	24	10	24
U.S. DEFENDANT.....	5,751	510	314	414	449	378	336	578	493	345	1,003	365	566
CONTRACT ACTIONS.....	180	13	26	9	2	15	7	23	7	11	40	16	11
REAL PROPERTY ACTIONS.....	62	3	2	3	4	1	5	1	3	6	19	8	7
TORT ACTIONS.....	393	27	25	28	18	24	30	31	20	16	102	24	48
CIVIL RIGHTS:													
EMPLOYMENT.....	220	43	13	6	12	23	10	17	15	11	24	10	36
OTHER CIVIL RIGHTS.....	464	59	31	25	36	27	26	30	38	35	93	21	43
PRISONER PETITIONS:													
MOTIONS TO VACATE SENTENCE.....	546	10	8	67	47	58	48	48	54	40	63	37	66
HABEAS CORPUS.....	474	15	10	38	34	14	29	39	95	20	60	62	58
PRISONER CIVIL RIGHTS.....	321	25	5	12	28	13	10	24	68	19	28	29	60
OTHER PRISONER PETITIONS.....	149	3	-	10	4	34	2	5	51	14	6	7	13
LABOR SUITS.....	95	26	4	4	12	4	6	4	8	-	19	2	6
SOCIAL SECURITY LAWS.....	1,295	24	132	108	157	87	81	246	49	79	155	60	117
TAX SUITS.....	546	2	9	32	35	29	50	57	37	38	191	34	32
ENVIRONMENTAL MATTERS.....	110	29	5	5	4	2	4	5	4	7	33	5	7
FREEDOM OF INFORMATION ACT.....	122	65	6	-	5	7	3	5	3	2	21	1	4
ALL OTHER.....	774	166	38	67	51	40	25	43	41	47	149	49	58
PRIVATE CASES.....	16,116	291	443	1,490	1,321	1,508	2,339	1,603	1,074	1,043	2,149	941	1,914
FEDERAL QUESTION.....	12,353	191	295	1,151	901	1,194	1,829	1,296	944	745	1,704	607	1,496
MARINE CONTRACT.....	257	-	4	56	7	14	77	5	2	6	29	-	57
OTHER CONTRACT ACTIONS.....	309	5	10	29	8	9	24	24	35	11	68	22	64
EMPLOYERS LIABILITY ACT.....	107	1	7	17	26	1	12	13	5	4	12	10	1
MARINE INJURY.....	319	-	7	11	9	21	225	6	2	4	24	-	10
OTHER TORT ACTIONS.....	327	12	-	17	3	17	86	15	85	6	32	22	32
ANTITRUST.....	320	13	10	40	22	16	21	29	27	18	82	22	20
CIVIL RIGHTS:													
EMPLOYMENT.....	1,308	27	28	86	81	124	177	174	137	106	134	59	175
OTHER CIVIL RIGHTS.....	2,085	33	97	190	160	137	243	241	178	146	334	125	201
PRISONER PETITIONS:													
HABEAS CORPUS.....	1,884	7	23	190	74	157	361	246	142	94	191	81	318
PRISONER CIVIL RIGHTS.....	2,825	18	30	159	261	534	398	290	162	179	251	151	392
OTHER PRISONER PETITIONS.....	98	1	-	6	12	33	14	9	1	3	10	4	5
LABOR MANAGEMENT RELATIONS ACT.....	491	2	18	43	51	30	27	79	36	29	133	15	28
LABOR MANAGEMENT REPORTING AND DISCLOSURE ACT.....	59	2	4	5	4	6	6	4	6	1	12	1	8
RAILWAY LABOR ACT.....	58	1	-	8	5	4	8	3	3	7	11	5	3
OTHER LABOR.....	389	17	13	26	52	22	29	59	23	22	79	6	41
COPYRIGHT, PATENT, & TRADEMARK.....	284	8	6	75	17	5	17	28	18	13	62	8	27
SECURITIES, COMMODITIES & EXCH. CONST. OF STATE STATUTES.....	308	5	7	57	34	11	18	15	23	22	55	37	34
ALL OTHER.....	104	1	4	11	10	10	6	6	10	3	27	5	11
ALL OTHER.....	821	38	27	125	65	43	80	50	51	71	158	44	69
DIVERSITY OF CITIZENSHIP.....	3,720	100	148	339	379	314	510	307	130	298	443	334	418
INSURANCE.....	555	22	11	25	63	40	67	55	10	36	67	38	121
OTHER CONTRACT ACTIONS.....	1,588	33	68	174	135	123	177	117	107	123	208	167	156
REAL PROPERTY ACTIONS.....	132	1	4	12	8	7	20	7	3	15	17	22	16
PERSONAL INJURY - MOTOR VEHICLE.....	205	6	7	16	18	28	34	19	4	14	16	20	23
PERSONAL INJURY - OTHER.....	392	20	21	28	33	43	84	32	1	38	33	28	31
OTHER TORT ACTIONS.....	824	18	37	61	122	73	128	76	5	72	102	59	71
ALL OTHER.....	24	-	-	23	-	-	-	1	-	-	-	-	-
GENERAL LOCAL JURISDICTION.....	43	-	-	-	41	-	-	-	-	-	2	-	-
CONTRACT ACTIONS.....	6	-	-	-	6	-	-	-	-	-	-	-	-
REAL PROPERTY ACTIONS.....	10	-	-	-	10	-	-	-	-	-	-	-	-
TORT ACTIONS.....	16	-	-	-	16	-	-	-	-	-	-	-	-
PRISONER PETITIONS.....	-	-	-	-	-	-	-	-	-	-	-	-	-
ALL OTHER.....	11	-	-	-	9	-	-	-	-	-	2	-	-

TABLE D

U.S. COURTS OF APPEALS
 CASES COMMENCED AND TERMINATED DURING THE TWELVE MONTH PERIOD ENDED DEC. 31, 1983.

CIRCUIT AND NATURE OF PROCEEDING	CASES				CASES DISPOSED OF BY CONSOLIDATION			CASES DISPOSED OF WITHOUT HEARING OR SUBMISSION			CASES DISPOSED OF AFTER HEARING OR SUBMISSION					
	CASES PENDING JAN. 1 1983	CASES COM- MENCED	CASES TERM- INATED	CASES PENDING DEC. 31 1983	TOTAL	W/O JUD. ACT.	W/ JUD. ACT.	TOTAL	W/O JUD. ACT.	W/ JUD. ACT.	TOTAL	AFFIRM OR GRANTED	DIS- MISSED	REV. OR DENIED	OTHER	PCT. REV.
ALL CIRCUITS.....	22,150	30,786	29,780	23,156	4,099	510	3,589	12,014	6,135	5,879	13,667	10,484	579	2,240	3	15.9
CRIMINAL.....	4,083	4,843	4,819	4,107	1,009	69	940	962	515	447	2,848	2,470	51	283	44	9.9
U. S. PRISONER PETITIONS	780	1,366	1,360	786	85	8	77	779	342	437	496	416	21	50	9	10.1
OTHER U. S. CIVIL.....	3,274	4,607	4,592	3,289	635	99	536	1,791	1,087	704	2,166	1,521	66	497	82	22.9
PRIV. PRISONER PETITIONS	2,400	4,446	4,118	2,728	163	13	150	2,382	793	1,589	1,573	1,210	65	245	53	15.6
OTHER PRIVATE CIVIL.....	7,978	10,836	10,223	8,591	1,583	265	1,318	3,765	2,525	1,240	4,875	3,688	226	859	102	17.6
BANKRUPTCY.....	471	850	725	596	87	17	80	294	222	72	334	235	17	75	7	22.5
ADMINISTRATIVE APPEALS..	3,058	2,978	3,134	2,902	506	39	467	1,333	617	716	1,295	939	133	156	67	12.0
ORIGINAL PROCEEDINGS....	106	860	809	157	21	-	21	708	34	674	80	5	-	75	-	-
EIGHTH CIRCUIT.....	896	1,770	1,603	1,063	235	26	209	614	321	293	754	603	20	127	4	16.2
CRIMINAL.....	150	292	235	207	42	-	42	41	13	28	152	137	1	14	-	9.2
U. S. PRISONER PETITIONS	29	116	108	37	6	-	6	70	12	58	32	30	-	2	-	6.3
OTHER U. S. CIVIL.....	167	279	270	176	36	5	31	100	68	32	134	90	3	39	2	29.1
PRIV. PRISONER PETITIONS	66	204	165	105	4	1	3	92	31	61	69	55	1	12	1	17.4
OTHER PRIVATE CIVIL.....	390	691	640	441	138	20	118	221	148	73	281	227	10	44	-	15.7
BANKRUPTCY.....	23	48	39	32	5	-	5	15	14	1	19	14	1	4	-	21.1
ADMINISTRATIVE APPEALS..	63	96	106	53	2	-	2	43	33	10	61	50	4	6	1	5.6
ORIGINAL PROCEEDINGS....	8	44	40	12	2	-	2	32	2	30	6	-	-	6	-	-

U.S. COURTS OF APPEALS
 CASES COMMENCED AND TERMINATED DURING THE TWELVE MONTH PERIOD ENDED DEC. 31, 1984.

CIRCUIT AND NATURE OF PROCEEDING	CASES PENDING JAN. 1 1984	CASES COM- MENCED	CASES TERM- INATED	CASES PENDING DEC.31 1984	CASES DISPOSED OF BY CONSOLIDATION			CASES DISPOSED OF WITHOUT HEARING OR SUBMISSION			CASES DISPOSED OF AFTER HEARING OR SUBMISSION					
					TOTAL	W/O JUD. ACT.	W/ JUD. ACT.	TOTAL	W/O JUD. ACT.	W/ JUD. ACT.	TOTAL	AFFIRM OR GRANTED	DIS- MISSED	REV. OR DENIED	OTHER	PCT REV
ALL CIRCUITS.....	23,146	32,983	31,721	24,408	3,446	401	3,045	12,800	7,067	5,733	15,475	11,697	694	2,540	544	15.8
CRIMINAL.....	4,107	5,061	4,956	4,212	863	97	816	1,061	672	389	3,032	2,454	58	251	67	8.3
U. S. PRISONER PETITIONS	785	1,490	1,358	917	44	2	42	741	373	364	573	481	28	53	11	9.2
OTHER U. S. CIVIL.....	3,288	5,233	4,873	3,644	448	66	382	1,915	1,168	747	2,510	1,692	90	602	126	24.0
PRIV. PRISONER PETITIONS	2,721	4,807	4,720	2,808	157	26	131	2,446	1,072	1,574	1,917	1,502	109	245	41	13.8
OTHER PRIVATE CIVIL.....	8,573	11,309	11,025	8,857	1,380	217	1,163	4,061	2,838	1,223	5,584	4,103	276	1,021	184	18.3
BANKRUPTCY.....	611	1,055	923	743	68	13	55	445	287	158	610	278	43	79	10	19.3
ADMINISTRATIVE APPEALS..	2,903	3,279	3,074	3,108	474	30	444	1,294	604	690	1,306	977	78	146	105	11.2
ORIGINAL PROCEEDINGS....	158	799	792	115	12	-	12	637	53	584	143	8	12	123	-	-
DISTRICT OF COLUMBIA..	1,379	1,631	1,457	1,553	295	12	283	635	88	547	927	372	25	82	48	15.4
EIGHTH CIRCUIT.....	1,063	1,959	1,902	1,120	201	36	165	716	365	351	985	790	22	157	16	15.6
CRIMINAL.....	208	272	294	186	32	4	28	62	33	29	200	182	-	16	2	8.0
U. S. PRISONER PETITIONS	37	93	89	41	-	-	-	56	13	43	33	29	1	3	-	9.1
OTHER U. S. CIVIL.....	176	308	299	185	30	7	23	93	59	34	176	110	4	57	5	32.4
PRIV. PRISONER PETITIONS	105	276	235	146	4	-	4	116	21	95	115	100	3	12	-	10.4
OTHER PRIVATE CIVIL.....	439	767	746	460	122	25	97	260	178	82	364	300	5	53	6	14.6
BANKRUPTCY.....	33	80	72	41	8	-	8	30	22	8	34	25	2	7	-	20.6
ADMINISTRATIVE APPEALS..	53	111	106	58	3	-	3	45	35	10	58	44	6	5	3	8.6
ORIGINAL PROCEEDINGS....	12	52	61	3	2	-	2	54	4	50	5	-	1	4	-	-

TABLE E
U.S. COURTS OF APPEALS
MEDIAN TIME INTERVALS IN CASES TERMINATED AFTER HEARING OR SUBMISSION, BY CIRCUIT
DURING THE TWELVE MONTH PERIOD ENDED DEC. 31, 1984

CIRCUIT	CASES	FROM FILING OF COMPLETE RECORD TO FINAL DIS- POSITION	FROM FILING OF COMPLETE RECORD TO FILING LAST BRIEF	FROM FILING LAST BRIEF TO HEARING OR SUBMISSION	FROM HEARING OR SUBMISSION TO FINAL DISPOSITION	FROM FILING NOTICE OF APPEAL		FROM FILING IN LOWER COURT TO FINAL DIS- POSITION IN APPELLATE COURT
		INTERVAL (MONTHS)	INTERVAL (MONTHS)	INTERVAL (MONTHS)	INTERVAL (MONTHS)	TO FILING COMPLETE RECORD	TO FINAL DISPO- SITION	INTERVAL (MONTHS)
ALL CASES								
TOTAL	15,475	8.3	2.9	2.9	1.6	1.5	10.5	24.0
DISTRICT OF COLUMBIA..	527	9.5	4.3	3.1	2.6	1.5	11.8	28.1
FIRST.....	488	6.5	2.8	1.2	2.0	.9	7.7	23.6
SECOND.....	1,285	4.1	1.5	1.1	.5	1.6	6.3	19.6
THIRD.....	1,419	7.3	2.7	3.6	.4	.9	8.6	20.7
FOURTH.....	1,149	7.4	2.7	1.7	2.5	2.4	9.6	20.2
FIFTH.....	1,814	7.4	3.3	2.1	1.5	1.6	9.4	28.2
SIXTH.....	1,710	11.8	3.2	6.7	.8	1.2	12.9	25.8
SEVENTH.....	1,148	10.8	2.7	4.3	2.6	.8	12.9	27.7
EIGHTH.....	985	7.1	1.3	2.6	2.2	2.2	9.2	20.7
NINTH.....	2,165	9.5	3.5	2.7	2.0	1.6	12.1	24.1
TENTH.....	843	13.6	3.4	4.8	2.1	1.1	14.7	27.6
ELEVENTH.....	1,842	8.8	3.3	3.2	1.5	2.0	11.4	24.0
CIVIL								
TOTAL	10,584	8.6	2.9	3.2	1.6	1.3	10.7	27.3
DISTRICT OF COLUMBIA..	285	9.2	3.5	3.3	2.7	1.5	12.2	28.6
FIRST.....	378	6.4	2.6	1.3	1.9	.8	7.5	25.7
SECOND.....	826	4.1	1.2	1.2	.6	1.7	6.3	23.1
THIRD.....	1,019	7.6	2.8	3.8	.4	.7	8.7	24.0
FOURTH.....	828	7.7	2.8	1.5	2.5	1.9	9.0	21.2
FIFTH.....	1,354	8.0	3.4	2.6	1.6	1.5	9.8	31.7
SIXTH.....	1,274	12.2	3.2	7.2	.7	1.0	13.1	27.5
SEVENTH.....	812	11.0	2.5	4.8	2.4	.7	13.0	30.6
EIGHTH.....	688	7.3	1.4	2.6	2.0	2.1	9.2	24.7
NINTH.....	1,291	10.1	3.8	2.8	2.1	1.7	12.8	27.9
TENTH.....	658	15.1	3.1	5.4	2.0	.9	14.9	30.7
ELEVENTH.....	1,171	9.1	3.1	3.6	1.5	1.5	11.3	27.8
CRIMINAL								
TOTAL	3,032	6.9	2.9	2.2	1.6	2.1	10.0	17.4
DISTRICT OF COLUMBIA..	36	5.8	3.4	1.3	1.9	1.8	8.3	17.4
FIRST.....	70	7.3	3.7	1.0	2.4	3.0	10.4	17.0
SECOND.....	278	4.3	2.5	.7	.3	1.2	5.9	13.4
THIRD.....	252	5.8	2.3	2.9	.3	1.6	8.3	18.1
FOURTH.....	206	6.3	2.3	1.8	2.2	4.9	11.5	17.5
FIFTH.....	318	5.9	3.0	1.3	1.2	2.0	8.6	18.8
SIXTH.....	249	7.8	3.2	2.5	1.2	2.7	11.5	19.6
SEVENTH.....	220	9.6	3.4	2.3	3.0	1.7	12.6	20.2
EIGHTH.....	200	6.8	.8	2.5	2.6	2.4	9.2	15.5
NINTH.....	450	7.2	2.6	2.4	1.7	1.7	9.9	17.9
TENTH.....	189	11.1	4.3	3.5	2.5	2.2	13.9	19.1
ELEVENTH.....	558	7.8	3.6	2.7	1.5	3.1	11.6	19.
ADMINISTRATIVE AGENCY								
TOTAL	1,306	9.9	3.6	3.3	1.9	-	-	-
DISTRICT OF COLUMBIA..	202	9.8	6.1	2.8	2.9	-	-	-
FIRST.....	25	7.0	3.2	1.4	2.6	-	-	-
SECOND.....	93	4.0	1.8	1.1	.7	-	-	-
THIRD.....	103	7.2	3.0	3.7	.4	-	-	-
FOURTH.....	58	6.9	3.4	2.6	2.6	-	-	-
FIFTH.....	95	6.3	3.9	1.0	1.9	-	-	-
SIXTH.....	141	12.8	3.3	7.1	1.6	-	-	-
SEVENTH.....	81	11.0	3.0	4.7	3.2	-	-	-
EIGHTH.....	54	8.5	1.7	2.4	2.5	-	-	-
NINTH.....	308	11.1	4.5	3.4	2.1	-	-	-
TENTH.....	75	16.3	3.1	5.8	2.8	-	-	-
ELEVENTH.....	67	11.5	3.9	4.0	2.7	-	-	-
BANKRUPTCY								
TOTAL	410	7.9	2.5	3.4	1.7	.9	10.0	18.9
DISTRICT OF COLUMBIA..	3	9.7	3.2	3.4	1.0	1.7	11.4	19.4
FIRST.....	13	6.8	2.5	1.1	1.8	.8	8.4	13.8
SECOND.....	43	2.7	.7	1.2	.2	2.3	6.2	16.9
THIRD.....	43	7.4	2.7	3.9	.3	.8	8.5	13.6
FOURTH.....	39	7.8	2.5	2.6	3.0	1.6	9.5	19.3
FIFTH.....	43	6.3	3.1	.9	1.7	.9	8.6	18.3
SIXTH.....	42	11.3	2.3	7.2	.7	.8	13.4	19.9
SEVENTH.....	35	8.7	2.0	4.8	1.8	.6	11.1	19.1
EIGHTH.....	34	5.9	1.3	2.9	1.8	1.8	8.7	16.3
NINTH.....	52	8.9	3.7	2.3	2.9	.6	11.4	25.0
TENTH.....	20	9.2	2.8	4.7	1.7	.9	11.3	23.0
ELEVENTH.....	42	12.6	2.5	4.2	1.9	.8	11.0	19.8

TABLE F

CRIMINAL CASES COMMENCED, TERMINATED, AND PENDING IN THE DISTRICT COURTS
DURING THE TWELVE MONTH PERIODS ENDED DEC. 31, 1983 AND 1984
(EXCLUDES TRANSFERS)

CIRCUIT AND DISTRICT	FILINGS			TERMINATIONS			PENDING		
	1983*	1984	PERCENT CHANGE	1983*	1984	PERCENT CHANGE	1983*	1984	PERCENT CHANGE
TOTAL...	35,855	37,579	4.8	33,164	36,376	9.7	20,312	21,597	6.3
8TH...	2,042	1,926	- 5.7	2,017	1,852	- 8.2	679	762	12.2
AR,E....	180	166	- 7.8	176	168	- 4.5	54	50	- 7.4
AR,W....	103	101	- 2.0	107	96	- 10.3	25	31	24.0
IA,N....	47	71	51.1	49	63	28.6	29	38	31.0
IA,S....	85	92	8.2	81	88	8.6	49	48	- 2.1
MI.....	238	265	11.3	212	259	22.2	136	151	11.0
MO,E....	257	251	- 2.3	259	240	- 7.3	102	120	17.6
MO,W....	707	585	- 17.3	720	561	- 22.1	125	154	23.2
NE.....	109	89	- 18.4	102	85	- 16.7	50	51	2.0
ND.....	120	114	- 5.0	113	114	.9	49	46	- 6.1
SD.....	196	192	- 2.1	200	178	- 11.0	60	73	21.7

TABLE G

U.S. DISTRICT COURTS
CIVIL CASES COMMENCED, TERMINATED AND PENDING
DURING THE TWELVE MONTH PERIODS ENDED DEC. 31, 1983 AND 1984

CIRCUIT AND DISTRICT	FILINGS			TERMINATIONS			PENDING		
	PERIOD ENDED DEC. 31, 1983	PERIOD ENDED DEC. 31, 1984	PERCENT CHANGE	PERIOD ENDED DEC. 31, 1983	PERIOD ENDED DEC. 31, 1984	PERCENT CHANGE	PERIOD ENDED DEC. 31, 1983	PERIOD ENDED DEC. 31, 1984	PERCENT CHANGE
TOTAL...	255,538	259,933	1.7	226,285	260,178	15.0	246,877	246,632	-0.1
8TH...	17,640	18,703	6.0	16,417	19,029	15.9	14,650	14,324	-2.2
AR,E....	2,272	2,527	11.2	2,181	2,865	31.4	2,082	1,744	-16.2
AR,W....	1,192	1,195	-3.1	1,165	1,379	18.4	962	738	-23.3
IA,N....	834	754	-9.6	731	755	3.3	625	624	-0.2
IA,S....	1,090	1,287	18.1	1,007	1,156	14.8	1,275	1,406	10.3
MI.....	3,101	3,709	19.6	2,922	3,754	28.5	2,587	2,502	-3.1
MO,E....	3,542	3,567	0.7	3,166	3,259	2.9	2,350	2,658	13.1
MO,W....	2,946	2,835	-3.8	2,751	2,941	6.9	2,462	2,356	-4.3
NE.....	1,632	1,664	2.0	1,572	1,696	7.9	1,316	1,284	-2.4
ND.....	398	516	29.6	357	520	45.7	430	426	-0.9
SD.....	633	689	8.8	565	704	24.6	561	546	-2.7

TABLE H

U.S. DISTRICT COURTS
CIVIL CASES TERMINATED, BY DISTRICT AND ACTION TAKEN
(LAND CONDEMNATION CASES OMITTED)
DURING THE TWELVE MONTH PERIOD ENDED DEC. 31, 1984

CIRCUIT AND DISTRICT	TOTAL	NO COURT ACTION	COURT ACTION						
			TOTAL	BEFORE PRETRIAL	DURING OR AFTER PRETRIAL	DURING OR AFTER TRIAL			
						TOTAL	NON- JURY	JURY	PERCENT REACHING TRIAL
TOTAL...	259,106	122,629	136,477	92,966	31,419	12,092	6,532	5,560	4.7
8TH...	18,937	10,087	8,850	6,271	1,458	1,121	616	505	5.9
AR,E....	2,851	979	1,872	1,542	114	216	160	56	7.6
AR,W....	1,367	426	941	791	22	128	70	58	9.4
IA,N....	755	381	374	306	22	46	28	18	6.1
IA,S....	1,152	348	804	506	235	63	40	23	5.5
MN.....	3,749	2,155	1,594	889	634	71	35	36	1.9
MO,E....	3,250	2,441	809	492	41	276	133	143	8.5
MO,W....	2,901	1,506	1,395	1,057	207	131	51	80	4.5
NE.....	1,693	1,144	549	375	60	114	63	51	6.7
ND.....	517	306	211	142	51	18	8	10	3.5
SD.....	702	401	301	171	72	58	28	30	8.3

TABLE I

U.S. DISTRICT COURTS
CIVIL CASES PENDING, BY DISTRICT AND LENGTH OF TIME PENDING
(LAND CONDEMNATION CASES ARE OMITTED)
AS OF DEC. 31, 1984

CIRCUIT AND DISTRICT	TOTAL	LENGTH OF TIME PENDING				
		LESS THAN 1 YEAR	1 TO 2 YEARS	2 TO 3 YEARS	3 YEARS AND OVER	
					NUMBER	PERCENT*
TOTAL...	243,910	150,184	54,303	22,240	17,183	7.0
8TH...	14,242	9,812	2,968	1,024	438	3.1
AR,E.....	1,734	1,271	344	66	53	3.1
AR,W.....	736	561	124	37	14	1.9
IA,N.....	624	412	150	42	20	3.2
IA,S.....	1,401	778	414	164	45	3.2
MN.....	2,536	1,754	439	253	90	3.5
MO,E.....	2,653	1,998	460	130	65	2.5
MO,W.....	2,330	1,548	505	178	99	4.2
NE.....	1,262	873	291	79	19	1.5
ND.....	420	248	112	43	17	4.0
SD.....	546	369	129	32	16	2.9

TABLE J

**U.S. DISTRICT COURTS
LAND CONDEMNATION CASES PENDING
BY DISTRICT AND LENGTH OF TIME PENDING
AS OF DEC. 31, 1984**

CIRCUIT AND DISTRICT	TOTAL	LENGTH OF TIME PENDING				
		LESS THAN 1 YEAR	1 TO 2 YEARS	2 TO 3 YEARS	3 YEARS AND OVER	
					NUMBER	PERCENT*
TOTAL...	2,722	431	307	608	1,376	50.6
8TH...	82	29	33	9	11	13.4
AR,E.....	10	7	1	-	2	20.0
AR,W.....	2	1	1	-	-	-
IA,N.....	-	-	-	-	-	-
IA,S.....	5	5	-	-	-	-
MN.....	6	4	1	1	-	-
MO,E.....	5	1	1	1	2	-
MO,W.....	26	2	11	7	6	23.1
NE.....	22	9	12	-	1	4.5
ND.....	6	-	6	-	-	-
SD.....	-	-	-	-	-	-

PERCENT NOT COMPUTED WHEN THERE ARE LESS THAN 10 CASES

TABLE K

Caseload of U.S. Bankruptcy Courts <> Eighth Circuit
Year Ending December 31, 1981

Petitions	EDA	WDA	NIA	SIA	MN	EMO	WMO	NEB	ND	SD
FILED	1974	762	1758	2397	5543	3609	3991	2546	576	703
DISP'D	985	405	1777	2030	3082	2868	3912	2400	416	502
PENDING	2890	1001	1187	1964	7145	2955	2957	2035	555	741
BY JUDGE	1	1	1	1	4.5	3	3	1	1	1
FILED	1974	762	1758	2397	1232	1203	1330	2546	576	703
DISP'D	985	405	1777	2030	685	956	1304	2400	416	502
PENDING	2890	1001	1187	1964	1588	985	986	2035	555	741
BACKLOG	35.2	29.7	8.0	11.6	27.8	12.4	9.1	10.2	16.0	17.7

TABLE L

Caseload of U.S. Bankruptcy Courts <> Eighth Circuit
Year Ending December 31, 1982

Petitions	EDA	WDA	NIA	SIA	MN	EMO	WMO	NEB	ND	SD
FILED	2072	836	1758	1912	5255	3723	4058	2289	715	782
DISP'D	1408	584	1239	2044	5117	2455	4077	2106	517	574
PENDING	3555	1253	1706	1833	7287	4224	2939	2220	749	949
BY JUDGE	1	1	1	1	4.5	3	3	1	1	1
FILED	2072	836	1758	1912	1168	1241	1353	2289	715	782
DISP'D	1408	584	1239	2044	1137	818	1359	2106	517	574
PENDING	3555	1253	1706	1833	1619	1408	980	2220	749	949
BACKLOG	30.3	25.7	16.5	10.8	17.1	20.6	8.7	12.6	17.4	19.8

TABLE M

Caseload of U.S. Bankruptcy Courts <> Eighth Circuit										
Year Ending December 31, 1983										
Petitions	EDA	WDA	NIA	SIA	MN	EMO	WMO	NEB	ND	SD
FILED	2035	779	1574	1824	4620	2824	3482	2215	653	773
DISP'D	1468	706	1279	1711	3567	4107	3414	1841	548	493
PENDING	4126	1326	2001	1948	8345	2944	3011	2594	855	1230
BY JUDGE	1	1	1	1	4.5	3	3	1	1	1
FILED	2035	779	1574	1824	1027	941	1161	2215	653	773
DISP'D	1468	706	1279	1711	793	1369	1138	1841	548	493
PENDING	4126	1326	2001	1948	1854	981	1004	2594	855	1230
BACKLOG	33.7	22.5	18.8	13.7	28.1	8.6	10.6	16.9	18.7	29.9

TABLE N

Caseload of U.S. Bankruptcy Courts <> Eighth Circuit										
Year Ending December 31, 1984										
Petitions	EDA	WDA	NIA	SIA	MN	EMO	WMO	NEB	ND	SD
FILED	2728	989	1888	2025	5076	2897	4087	2565	654	867
DISP'D	1153	497	1087	1609	4884	2245	3503	1785	561	515
PENDING	5703	1818	2803	2366	8541	3597	3598	3374	948	1583
BY JUDGE	1	1	1	1	4.5	3	3	1	1	1
FILED	2728	989	1888	2025	1128	966	1362	2565	654	867
DISP'D	1153	497	1087	1609	1085	748	1168	1785	561	515
PENDING	5703	1818	2803	2366	1898	1199	1199	3374	948	1583
BACKLOG	59.4	43.9	30.9	17.6	21.0	19.2	12.3	22.7	20.3	36.9

TABLE O

Caseload of U.S. Bankruptcy Courts <> Eighth Circuit
Year Ending December 31, 1984

Adv. Pro.	EDA	WDA	NIA	SIA	MN	EMO	WMO	NEB	ND	SD
FILED	336	273	479	212	652	544	573	362	173	163
DISP'D	384	258	420	288	659	466	579	491	36	226
PENDING	449	275	583	163	715	624	663	647	75	268
BY JUDGE	1	1	1	1	4.5	3	3	1	1	1
FILED	336	273	479	212	145	181	191	362	173	163
DISP'D	384	258	420	288	146	155	193	491	36	226
PENDING	449	275	583	163	159	208	221	647	75	268
BACKLOG	14.0	12.8	16.7	6.8	13.0	16.1	13.7	15.8	25.0	14.2