



CR-5014
1-11-88
[Signature]




ANNUAL REPORT

LOUIE L. WAINWRIGHT, SECRETARY

1985 - 86





FLORIDA
DEPARTMENT of
CORRECTIONS

Governor
BOB GRAHAM
Secretary
LOUIE L. WAINWRIGHT

1311 Winewood Boulevard • Tallahassee, Florida 32301 • Telephone: 904/488-5021

December 15, 1986

Honorable Bob Graham
Governor of Florida
Honorable Members of the Florida Legislature

Dear Governor and Members of the Legislature:

In accordance with Chapter 20.315 (15), Florida Statutes, the Department of Corrections respectfully submits its Annual Report for Fiscal Year 1985-86. This year's Report will provide you and other interested individuals and agencies with information regarding the activities, status, functions and impact of the Florida Department of Corrections as it executes its statutory responsibility for the custody, care, treatment, management, and supervision of adult and youthful offenders.

Should you have any questions regarding the material in the Annual Report, we will be happy to respond.

Sincerely,

LOUIE L. WAINWRIGHT
Secretary

LLW:chg

107355

U.S. Department of Justice
National Institute of Justice

This document has been reproduced exactly as received from the person or organization originating it. Points of view or opinions stated in this document are those of the authors and do not necessarily represent the official position or policies of the National Institute of Justice.

Permission to reproduce this copyrighted material has been granted by

Florida Department of Corrections

to the National Criminal Justice Reference Service (NCJRS).

Further reproduction outside of the NCJRS system requires permission of the copyright owner.

BOB GRAHAM, *Governor*
State of Florida



WAYNE MIXSON, *Lt. Governor*
State of Florida

TABLE OF CONTENTS

107355

Secretary's Message.....	1
Correctional Officer of the Year.....	3
Department Organization Chart.....	4
Management and Functions.....	5
Correctional Facilities.....	9
Probation and Parole Offices.....	10
Regional Organization and Functions.....	11
Region Geographical Locations and Administrative Data.....	12
Department Goals and Objectives for 1985-87 Biennium (Revised August, 1986).....	13
Activities Section	
Emergency Preparedness.....	16
Institution Development and Inmate Programs.....	17
Health Care Services.....	19
Education Services.....	20
Correctional Officer Standards & Compensation.....	21
Probation & Parole Services.....	21
Staff Training and Development.....	23
Community Facilities.....	24
Intergovernmental Coordination.....	24
Departmental Efficiency.....	25
Other Important Activities and Issues.....	26
Achievements.....	29
Recommendations.....	33
Criminal Justice Trends.....	36
Correctional Statistics.....	41
Population Under Criminal Sentence.....	42
Inmate Statistics.....	43
Probation and Parole Statistics.....	60
Financial Statements.....	87
Directory.....	91

NEJRS
JAN 14 1987
ACQUISITIONS

SECRETARY'S MESSAGE

During 1985-86, the Department of Corrections confronted critical issues head on which had been gathering momentum during previous years. Adequate resources to provide additional facilities of the type needed to meet increased inmate populations were not provided. Inmate population projections by the Criminal Justice Estimating Conference and the Department of Corrections not agreeing, it became obvious in FY 1985-86 that a more accurate method for projecting multi-year inmate population was essential to realistic and effective planning efforts. The Department is moving aggressively toward that goal, having established a top priority study effort aimed at producing an improved projection model.



Louie L. Wainwright, Secretary

In the meantime, the Department continued to emphasize the use of alternatives to incarceration which are safe for the community and which provide adequate opportunities for inmates to conform their behavior to socially acceptable norms and move their lives in positive directions. Alternative programs such as Work Release and Supervised Community Release assisted in the battle against overcrowding, however, resources to meet all agency needs were not available.

During the year, the Department continued to press ahead with improvements in health services for inmates. An appropriation of sixteen million dollars to meet the level of care recognized by the *Costello v. Wainwright* Agreement was provided by the Legislature. This lump sum appropriation is to be used to continue delivery of health care services. The Department has developed a comprehensive plan to insure the most effective use of the appropriated funds. Improvements continued to be made in health care delivery at the Reception and Medical Center Hospital as updated diagnostic equipment was procured and installed and additional management improvements made. The future for the Hospital, however, remains open to several options now being explored. The newly established Correctional Medical Authority is expected to provide valuable counsel in the development of the health services program for the Department.

Emergency Preparedness Training, started two years ago at the management level, progressed through the Staff Supervisor level this year. All Corrections Emergency Response Teams (CERT) completed their 40 hour, Phase II, training during FY 85-86. Many Correctional Officers volunteered to become members of Correctional Emergency Response Teams. Volunteers who met the stringent selection criteria have become members of these important control elements. The rapid success of the CERT Program in preparing Correctional Officers for special emergency duty as well as its contribution as a positive morale booster has been most gratifying. The enthusiastic response to this special security program is just one more example of the team spirit and drive to excel that characterizes the staff of the Department. This spirit has resulted in the Department's recognition as being among the best in the country and the only large correctional system to be fully accredited by the Commission on Accreditation for Corrections.

New days are dawning in the field of Corrections. Expanded usage of computers, electronic surveillance devices and other advancing technologies are creating an environment which demands continuing professional development of Correctional Staff. There are greater demands for staff training and effective administration than ever before. In meeting these demands,

the Department has initiated action to develop innovative staff training methods, such as interactive video training. The physical fitness of staff is of increasing importance to meet the challenges of caring for and supervising more than 29,000 incarcerated inmates and over 77,000 offenders under community supervision on a daily basis.

The Department has moved ahead forcefully in its efforts to save tax dollars by recouping costs of supervision, collecting court ordered victim restitution and providing inmate work squads for interagency and public work projects. During 1985-86, almost \$12 million was collected in cost of supervision and over \$13 million was paid by offenders to victims of crime and for mandated fines and court costs. Additionally, 1,594,316 hours of labor from 25,287 inmates were provided for interagency or public work projects during FY 1985-86. At \$3.35 per hour, inmate work saved \$5,340,959 of public money.

Increasing the educational levels of inmates continues to occupy an important position in the Department's effort to provide opportunities for them to become productive citizens. The new, legally mandated Correctional Education School Authority is expected to provide the means to maintain and improve all correctional education programs within the system. These educational efforts must be continued and active job placement procedures must be developed to insure that inmates are placed in jobs that are compatible with their training.

I have saved mention of the most important element of the Department until last - our human resources. As mentioned previously, a new era is dawning in Corrections in Florida and nationally. Everyone has a role to play whether it be effective management, supervisory leadership or alert staff action. We must recruit highly qualified correctional officers and administrative staff; we must recognize their accomplishments and reward them for meritorious service. Salary parity between Correctional Officers and Law Enforcement Officers continues to be a major priority for the Department and is identified as such in the Department's Agency Functional Plan (AFP). Upgrading of Correctional Probation Officer pay levels also demands priority attention and, likewise, is an issue addressed in the Agency Functional Plan. We must succeed in accomplishing these objectives in the near future if the quality of the Department's services is to be improved.

I am exceptionally proud of the Correctional Officers of the Department. In honor of their dedication and commitment to excellence, Governor Graham introduced a resolution before the Cabinet designating the week of May 4-10, 1986 as Correctional Officer Week in Florida. The honor is richly deserved. In spite of the many worthy programs aimed at development of positive directions in the lives of offenders in Florida, the Correctional Officer remains the most valuable agent of change in the offender's progress toward successful re-entry into society. This year, as in previous years, each Region of the Department nominated a Correctional Officer who had achieved an outstanding level of proficiency in performing his or her duty. From this group of five outstanding officers, Correctional Officer Shirley Smith of Florida Correctional Institution was chosen Correctional Officer of the year. This remarkable Officer earned her Associate and Bachelor of Arts degrees and commenced work on her Master's degree while raising four children and working full-time as a Correctional Officer. On the job, her in-depth professional knowledge has earned her the respect of both staff and inmates. Officer Smith's exemplary accomplishments are reflective of the will to succeed evidenced by a vast majority of Departmental staff.

In FY 1985-86, the Department made significant progress and many notable milestones were passed, even though faced with further dramatic increases in inmate population. Challenges await us, but we are ready to meet them with a better trained and motivated staff, a commitment to excellence and a strong sense of pride in our profession. We will press ahead resolutely to ensure protection for society and provide avenues to successful citizenship for offenders under our supervision.

CORRECTIONAL OFFICER OF THE YEAR 1985-86

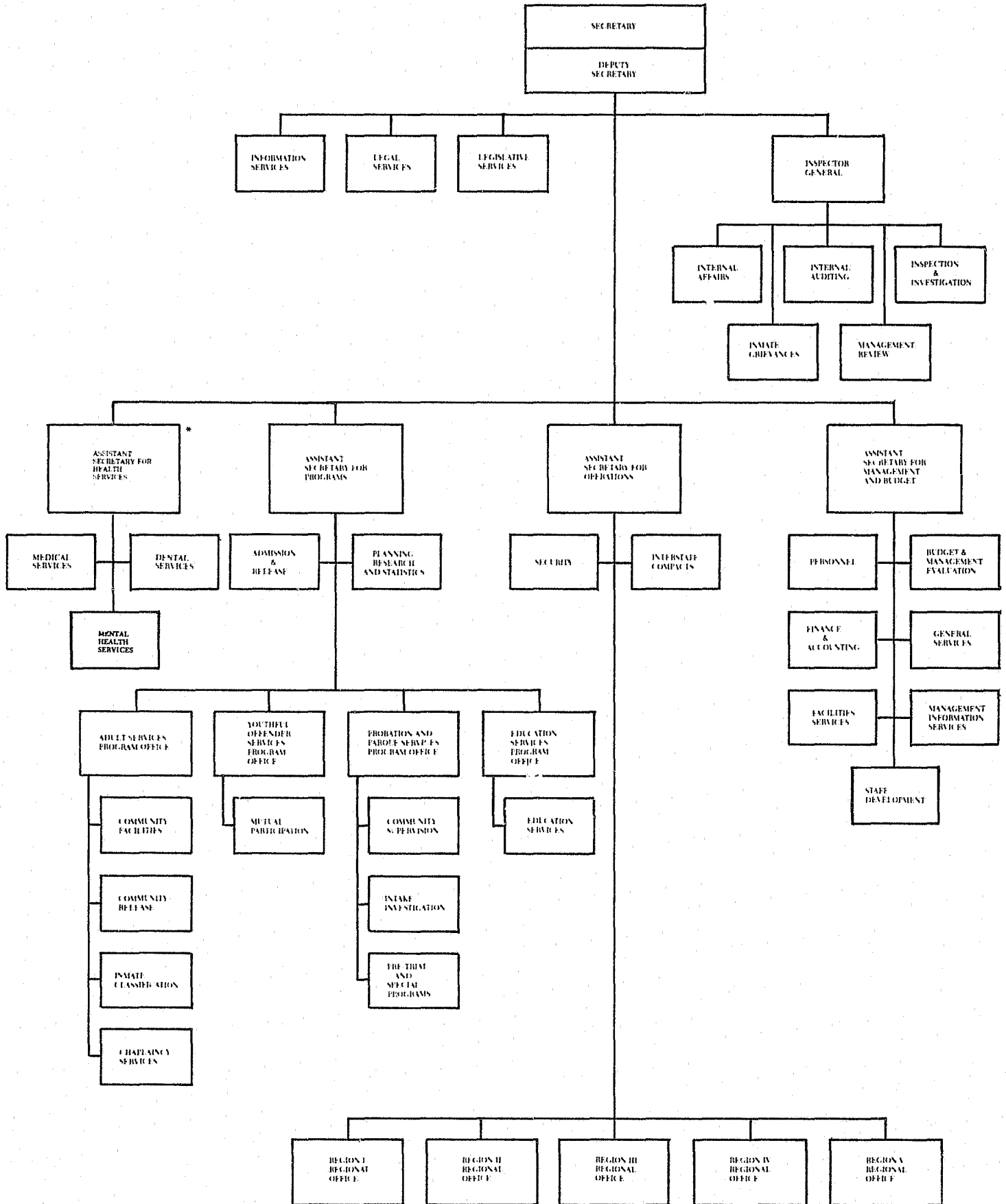


**Correctional Officer I, Shirley M. Smith
Florida Correctional Institution**

Shirley M. Smith, Correctional Officer I, has been employed at Florida Correctional Institution, the Department's first female offender institution, since 1979.

Officer Smith personifies the ideal Correctional Officer having successfully worked all assigned posts within the institution; earned the respect of her peers, supervisors, and inmates; maintained a high level of involvement in her community and church; and attained personal goals by earning Associate and Bachelor of Arts Degrees in addition to completing several advanced training courses. While accomplishing these achievements, she has raised four children as a single parent. Officer Smith continually sets high goals for herself and then quietly proceeds to achieve them.

DEPARTMENT ORGANIZATION CHART




MANAGEMENT AND FUNCTIONS

SECRETARY LOUIE L. WAINWRIGHT is chief administrator of the Department of Corrections. He has held this position since July, 1962 and has served under five Governors. The Secretary has the authority and responsibility to plan, direct, coordinate and effect the powers, duties and responsibilities assigned to the Department. Through daily contacts and weekly staff meetings, Secretary Wainwright provides guidance to the entire Department, identifies major issues and directs the planning and implementation of policies and procedures necessary to the operation of the State Corrections System.



Secretary Louie L. Wainwright and Senior Manager Assistant II, Donna Scruggs



Deputy Secretary, David D. Bachman discusses his calendar with Senior Manager Assistant I, Gail Rayner.

DEPUTY SECRETARY DAVID D. BACHMAN shares the total management responsibility with the Secretary and in the absence of the Secretary acts on his behalf. Mr. Bachman has served in several major institutions and has held key administrative assignments throughout the Department since the commencement of his employment in 1957. He has been assigned to numerous special task forces and committees which have produced recommendations and guidelines in virtually every area of correctional endeavor.

OFFICE OF THE SECRETARY



David Brierton, Inspector General




Vernon Bradford, Information Director



Lisa Kirkland, Legislative Programs Coordinator



Louis Vargas, General Counsel



Ray Mulally, Accreditation Manager

Information Services: Provides liaison with the news media; responds to requests for information from the news media and the public sector; produces the Department Newsletter; coordinates release of information by the Department.

Legal Services: Coordinates legal services; represents the Department in court suits; renders legal opinions as necessary to the Secretary and other staff of the Department; coordinates and provides for promulgation of Department Rules.

Legislative Services: Coordinates all legislative liaison activities; analyzes and evaluates proposed legislation for potential impact upon the Department; coordinates development of Department positions on proposed legislation.

Inspector General: Conducts internal affairs, investigations and audits; inspects jails and prisons and investigates matters related to their operations; investigates and reports upon inmate grievances; conducts management evaluations.

Accreditation Manager: Supervises the Department's Accreditation efforts and the continuing process of re-accreditation statewide, which includes liaison between the Department and the Commission on Accreditation for Corrections, and coordination and monitoring of all agency accreditation activities.

ASSISTANT SECRETARY FOR OPERATIONS



Assistant Secretary for Operations, Harry K. Singletary is briefed by Senior Manager Assistant I, Shirley Skrove.

Operational Supervision: Responsible for direct supervision of the five Regional Directors and the delivery of all Departmental programs and services in the Regions through major institutions, community facilities and Probation and Parole Services.

Interstate Compact: Arranges and coordinates the implementation of the Interstate Compact Agreement; implements interstate extradition proceedings.

Security Coordination: Monitors and evaluates security programs at all facilities; advises superintendents in the event of riots, disturbances, or potentially dangerous situations; monitors care and control of all movable security equipment; reviews security plans of all proposed institutions.

ASSISTANT SECRETARY FOR MANAGEMENT AND BUDGET



Assistant Secretary William J. Thurber, Office of Management and Budget, discusses a project with Senior Manager Assistant I, Sandy Payne.

People Services: Personnel - Represents the Department in all personnel matters. Manages collective bargaining, recruiting, classification and pay programs departmentwide. **Staff Development** - Coordinates and supervises all staff training programs conducted within the Department.

Dollar Services: Budget and Management Evaluation - Coordinates statewide legislative and operating budget requests, plans and supervises fund allocations and associated releases.

Management Services: Finance and Accounting - Plans for and maintains records and reports to reflect past, current and future financial posture of the Department. **General Services** - Plans and coordinates food service programs; acquisition and management of property; energy, safety and preventative maintenance activities; coordinates purchasing activities relative to statewide contracts, force account construction, emergency purchases and communication equipment. **Management Information Services** - Designs, implements and maintains automated information programs to assist in management of key aspects of the Department.

Facilities Services: Prepares requests to the Legislature and plans and supervises resulting appropriation to construct, renovate and maintain the fixed assets of the Department.

ASSISTANT SECRETARY FOR HEALTH SERVICES

Supervision of Professional Delivery of Health Care Services: Is directly responsible for the provision of inmate health care services at hospital, regional and institutional levels. Maintains liaison with recognized health care authorities, providers and other agencies, such as the Department of Health and Rehabilitative Services.

Health Services Policies: Establishes health care standards, policies, directives, and formulates related health services legislative proposals.

Health Services Planning: Develops and implements health care plan and programs in accordance with State Comprehensive Plan goals; monitors and evaluates progress and status of health services delivery.

Medical Issues: Consultant and medical advisor to the Secretary of the Department of Corrections and staff members on health services issues.



Assistant Secretary for Health Services, Bealer T. Rogers, M.D. discusses the Department's Comprehensive Health Care Plan with Senior Human Services Program Specialist Gerald P. Ellsworth.

ASSISTANT SECRETARY FOR PROGRAMS

Supervision of Program Offices: Assesses program needs, develops policies, monitors and controls program quality and provides technical assistance in the areas of Adult Services, Youthful Offenders, Probation and Parole Services and Health and Education Services.

Admission and Release: Receives, documents and establishes the official record of all persons sentenced to the Department of Corrections; the physical movement of inmates between institutions and community facilities and returning parole violators from out-of-state.

Planning, Research and Statistics: Develops goals, objectives and performance measures; evaluates programs of the Department; forecasts prison populations and probation and parole supervision caseloads, produces the Department's Annual Report; provides recurring monthly reports regarding admissions and releases and status of the population under supervision.



Assistant Secretary for Programs, Wilson C. Bell, provides guidance to Senior Manager Assistant I Joyce Byrd.

CORRECTIONAL FACILITIES

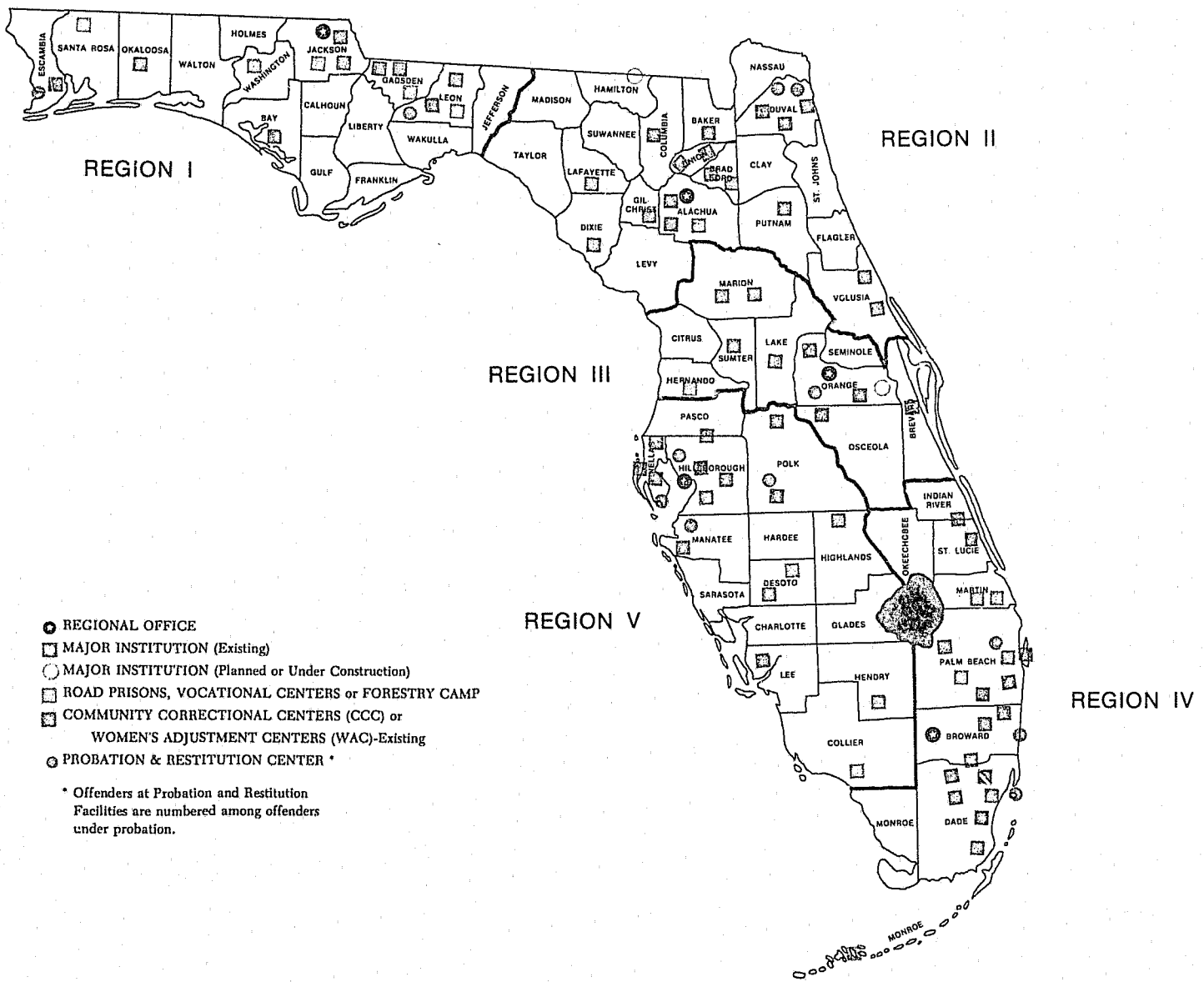
Facilities required for housing incarcerated offenders are located throughout Florida. The geographical separation of similar facilities provides additional opportunities for appropriate programming and management of the inmate population.

THE DEPARTMENT IS RESPONSIBLE FOR:

SUPERVISING 29,712 OFFENDERS

IN

90 FACILITIES *



PROBATION AND PAROLE OFFICES

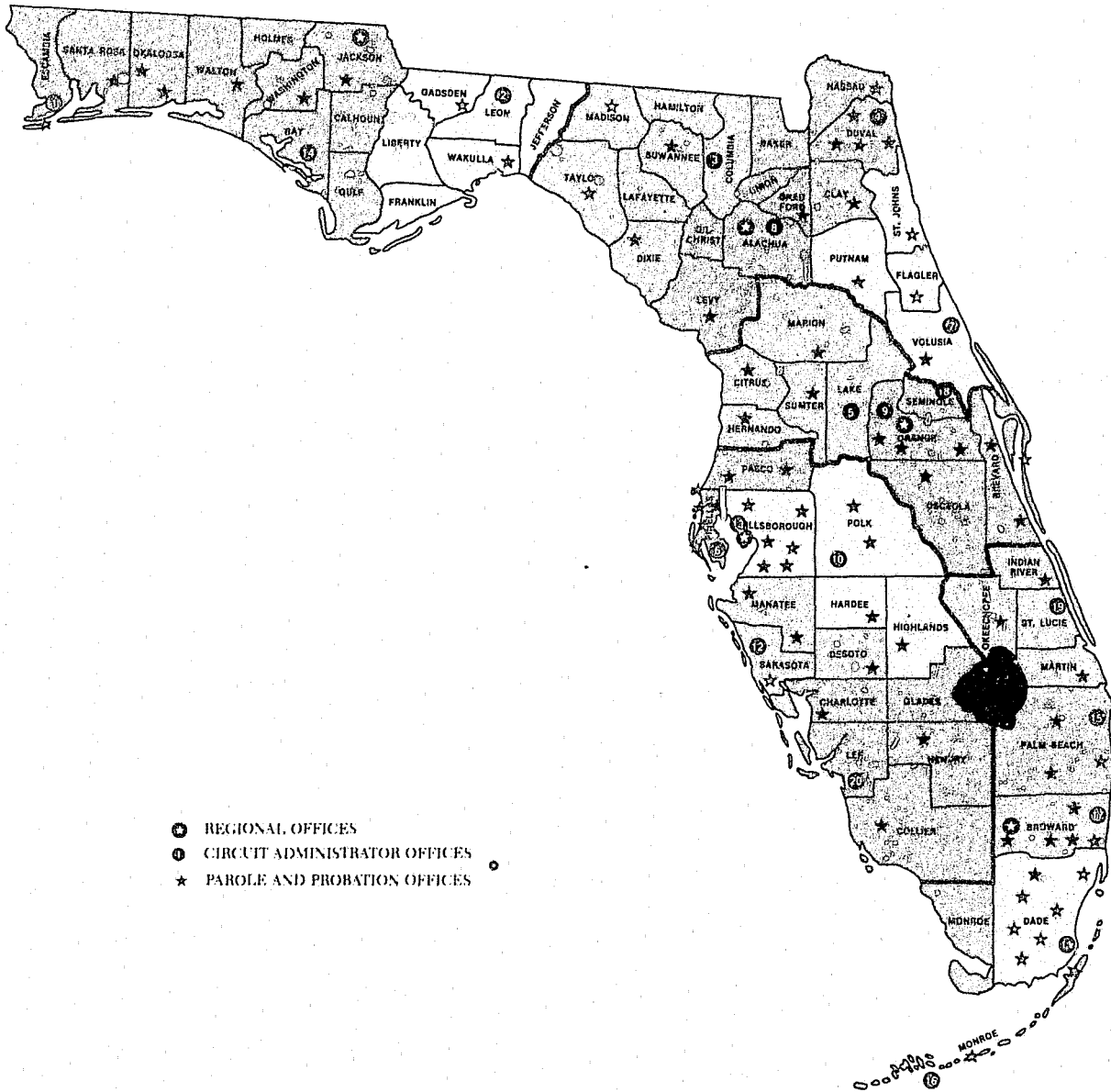
Diversionary strategies are a critical factor in the success of any offender based criminal justice system. Florida relies on the quality and professionalism of the Probation and Parole offices to keep diversionary practices a viable alternative for offender rehabilitation.

THE DEPARTMENT IS RESPONSIBLE FOR:

SUPERVISING 77,448 OFFENDERS

FROM

102 PROBATION/PAROLE OFFICES

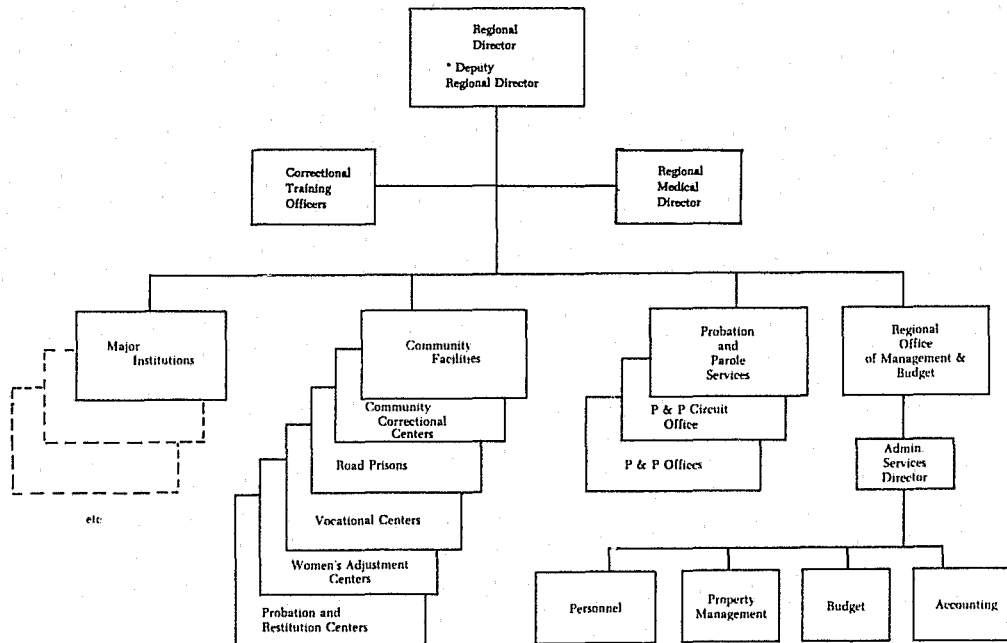


June 30, 1986

REGIONAL ORGANIZATION

Correctional Institutions, Facilities and Probation and Parole offices are administered through five geographic regions. Each Region is headed by a Regional Director who supervises the activities of the Superintendent of each Major Institution, the Superintendent of Community Facilities and the Regional Probation and Parole Administrator. The Regional Director is responsible for financial administration and personnel management within his Region and for ensuring that Departmental policies are carried out and standards are met. Regional organizations and functions are shown below.

TYPICAL ORGANIZATION



* Not in All Regions

REGIONAL FUNCTIONS

Each Regional Office coordinates activities and solves problems at major institutions in accordance with standard Department diagnosis, evaluation, referral, classification and case management procedures.

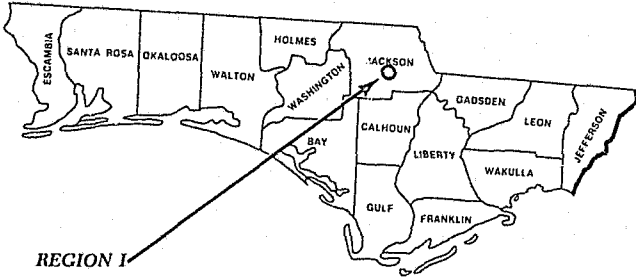
The activities of all Community Correctional Centers, road prisons, vocational training centers, women's adjustment centers and probation and restitution centers are also directed by the Regional Office in accordance with Central Office policies and directives.

Regional Offices coordinate and direct all probation and parole services and activities in accordance with policy guidelines and program directives from the Central Office, to include supervision, investigation, intake and diversionary programs.

Each Regional Office performs personnel management activities, to include maintenance of personnel files and related records for personnel of community facilities, probation and parole offices and the regional office. In addition, regional officers maintain property accounting records, document all property transactions and maintain property management and control.

In addition, the Regional Offices prepare and submit regional budgets, monitor operating accounts and expenditures and supervise regional fund allocations and releases.

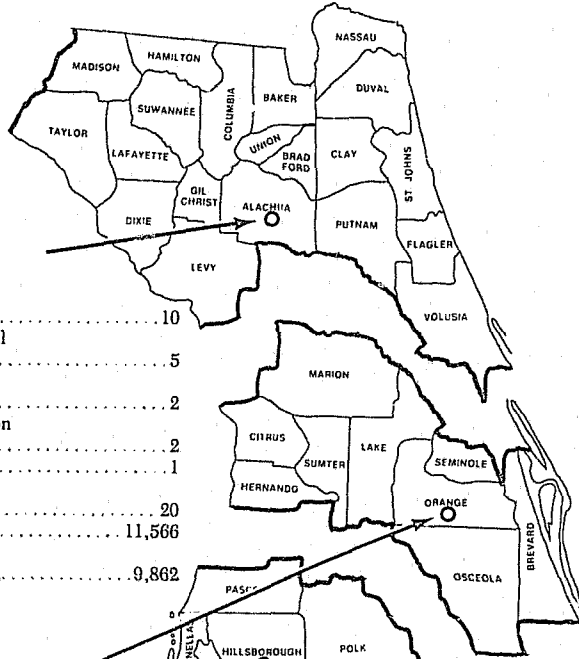
THE REGIONS: GEOGRAPHICAL LOCATIONS AND ADMINISTRATIVE DATA



REGION I

Total Staff: 1,327

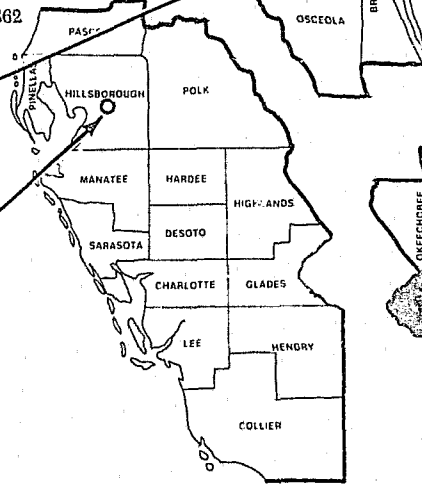
Major Institutions	4
Community Correctional Centers	4
Women's Adjustment Centers	1
Probation and Restitution Centers	2
Road Prisons	2
Vocational Centers	3
Probation and Parole Offices	13
Incarcerated Offenders	2,711
Offenders Under Supervision	7,698



REGION II

Total Staff: 4,104

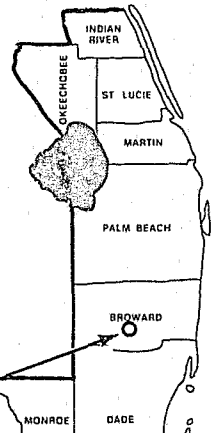
Major Institutions	10
Community Correctional Centers	5
Women's Adjustment Centers	2
Probation and Restitution Centers	2
Road Prisons	1
Probation and Parole Offices	20
Incarcerated Offenders	11,566
Offenders Under Supervision	9,862



REGION III

Total Staff: 1,647

Major Institutions	5
Community Correctional Centers	3
Women's Adjustment Centers	1
Probation and Restitution Centers	1
Road Prisons	1
Probation and Parole Offices	14
Incarcerated Offenders	4,291
Offenders Under Supervision	11,101



REGION IV

Total Staff: 2,375

Major Institutions	6
Community Correctional Centers	8
Women's Adjustment Centers	2
Probation and Restitution Centers	4
Road Prisons	2
Probation and Parole Offices	30
Incarcerated Offenders	6,007
Offenders Under Supervision	24,075

REGION V

Total Staff: 2,327

Major Institutions	7
Community Correctional Centers	7
Women's Adjustment Centers	2
Probation and Restitution Centers	2
Road Prisons	2
Vocational Agricultural Center	1
Probation and Parole Offices	25
Incarcerated Offenders	5,104
Offenders Under Supervision	23,811

RECOMMENDATIONS

As required by Chapter 20.315 (15), F.S., the Department of Corrections has developed recommendations for improving the delivery of correctional services in the State. The recommendations address views and requirements that have become apparent in the areas of policy needs, facilities necessary to remain ahead of inmate population growth and personnel requirements to ensure optimal effectiveness of our correctional personnel. Based on the accomplishments of 1985-86 and assessment of requirements for further progress toward established Departmental goals, the following recommendations are listed under the goals to which they are related.

1. Provide a Humane Environment in Effective Facilities to Accommodate Current and Potential Inmate Population.

- a. Provide funds to purchase sites for prisons in advance of their need.
- b. Appropriate dollars necessary to construct single cell housing facilities for close management inmates and at all new major correctional institutions.
- c. Begin planning with the Executive Office of the Governor and the Legislature to phase out World War II type dormitories at Avon Park and DeSoto Correctional Institutions.
- d. Provide appropriations to complete all physical components of major institutions.
- e. Provide funding over the next four years for replacement of facilities cited in the Capital Improvement Program.
- f. Provide funding in the Capital Improvement Program to accomplish major repairs and renovation of the Department's facilities, for restoration of Services and the elimination of deficiencies, including those of health and fire safety.
- g. Convert surplus public facilities into correctional facilities as feasible.
- h. Provide funding for 31 full time professional and clerical positions to effectively manage a viable safety and loss control program.
- i. Approve increased use of razor wire at major institutions.
- j. Fund a relief factor for Correctional Officer posts that is based on leave time, training requirements, and security needs, so that essential posts can be filled without the expense of overtime pay.
- k. Provide resources for increased staff in confinement areas of major institutions.
- l. Provide resources for a computerized transfer program which will automatically handle institutional assignment for previously approved transfer orders as vacancies occur in Department facilities.
- m. Continue to support expansion of the Department's Training Academy to provide adequate space for classrooms, dormitory accommodations, and food service operations.
- n. Provide resources required to develop a computer-based population projection model.
- o. The Criminal Justice Estimating Conference in conjunction with the Department of Corrections develop an accurate process of estimating the projected inmate population.
- p. Provide resources at the Central Office for an Inmate Activities Coordinator, support staff, equipment and material to coordinate inmate activities and adult offender and youthful offender institutions.

2. Continue to Reduce Staff Turnover.

- a. Increase salary rate and Competitive Area Differentials for Correctional Officers and Correctional Probation/Community Control Officers.
- b. Revise current salary levels to reflect the increased education and experience requirements for correctional probation officers/community control offices.
- c. Provide funds for more sophisticated recruitment tools such as video tapes and slides of all phases of the Department of Corrections operations.
- d. Appropriate funds for 27 additional Correctional Training Officers.
- e. Provide funding for computer hardware and development of training software.

3. Continue to Improve Youthful Offender Programs.

- a. Provide resources for improved and expanded education/vocational training opportunities for all youthful offenders.
- b. Provide funding for a 50 bed behavior management unit for youthful offenders experiencing adjustment difficulties.
- c. Provide standardized curriculum for an 80-hour pre-release program to be implemented in all youthful offender institutions.

4. **Provide Adult Basic Education and Vocational Training to Inmates.**
 - a. Provide additional education program space at selected major institutions.
 - b. Support expansion of competency based academic education using state standards for public schools.
 - c. Monitor and evaluate computer assisted instruction.
 - d. Enhance library services for inmates by authorizing addition of a library coordinator in the Bureau of Education Services.
 - e. Provide resources to develop and implement an improved Education Data Collection System.
5. **Enhance Community-Based Alternatives to Incarceration.**
 - a. Establish Community Control as a special supervisor area.
 - b. Authorize establishment of correctional probation officer pay grade one level above law enforcement parity due to elevated education requirements and the technical nature of the work.
 - c. Fully fund Community Control as a separate budget issue.
 - d. Provide funds to acquire radios as standard operating equipment for community control officers.
 - e. Reestablish probation officer case load ratios at 1:56 for youthful offenders and 1:81 for adult offenders, the same levels which existed prior to implementation of community control.
 - f. Provide additional funds for growth during the next four years for Probation and Parole Services.
 - g. Establish a Pretrial Intervention Program in the twentieth judicial circuit.
6. **Provide Health Services in Accordance With Accepted Health Services Standards and the Department's Comprehensive Health Services Plan.**
 - a. Improve the Reception and Medical Center Hospital to allow resumption of secondary level care, including a limited acute/surgical capability.
 - b. Provide appropriate resources and support to the health care delivery system to resolve needs identified in the Costello v. Wainwright litigation.
 - c. Department of Health and Rehabilitative Services provide resources for the outpatient care and treatment of substance abusers in conjunction with the Department of Corrections.
 - d. Provide resources to offer competitive salaries for professional health services positions, including critically needed physicians.
 - e. Provide additional resources for one intermediate care facility for inmates' mental health care.
7. **Improve Quality of Food Services for Inmates.**
 - a. Provide funds and resources to manage system.
 - b. Approve upgrading of food service staff.
8. **Enhance Religious Services to Inmates.**
 - a. Provide funding for 19 additional Chaplains and 31 secretarial positions.
9. **Improve the Delivery of Services Based on Specific Program Needs.**
 - a. Improve job placement options by developing state policy requiring state agencies to employ ex-offenders, with specific goals being established.
 - b. Allocate resources to the Department to improve its pre-employment training, job placement and follow-up activities.
 - c. Develop and implement a plan for utilizing provisions of the Job Training Partnership Act conjunctive with the Department's education, industries, and correctional work programs providing training, job placement, follow-up and other services for offenders.
 - d. Provide resources to expand the training of security staff to better assist them in handling emergencies.
 - e. Establish three positions and provide necessary funding for continuity of effective decision making in the Basic Release Assistance Program.
10. **Improve Efficiency, Productivity and Accountability.**
 - a. Seek funding for the establishment of a new classification workload and staffing formula that addresses the results of law change and system expansion.
 - b. Provide resources to upgrade computer capabilities and technology to achieve increased efficiency, create an equitable distribution of work, and to implement a computerized transfer program.
 - c. Provide adequate funds for required travel by all staff.

- d. Support development of an automobile replacement schedule to be used to replace Department vehicles having over 100,000 miles and which are in need of maintenance that is no longer cost effective.
- e. Provide funds for computer terminals, as outlined in the Information Resource Commission (IRC) plan and expand the installed network providing increased access by Major Institutions, Community Facilities, Probation and Parole Offices and the Central Office to the Offender Based Information System (OBIS).
- f. Provide resources to support the approved office automation supplement to the IRC plan to improve and expand services to probationers, parolees, inmates and prosecutors in Florida and other states.
- g. Provide funds to upgrade technical training for all staff assigned to Planning, Research and Statistics.
- h. Provide funding for 27 Property Officer positions.
- i. Exclude account clerks and data entry operators from the 3.1 clerical ratio.
- j. Provide funding for two Planner II professional positions and one secretarial/word processing position to accomplish agency functional planning and carry out program evaluations.
- k. Provide resources to establish Property Administrator II positions for the Central Office, five (5) Regional Offices and thirty-two major institutions, to assist in property management and control at all areas requiring accountability.
- l. Appropriate resources and establish positions in the fiscal and administrative areas to provide for the coordination of all segments of the Florida Fiscal Accounting Management Information System.

11. Continue to Improve Correctional Work Programs.

- a. Provide resources to expand program direction and support for after-hour activities for adult inmates to reduce idleness.
- b. Continue support for further expansion of PRIDE Industries Programs which replicate the best aspects of private enterprise relative to on-the-job training, incentives for productivity and career advancement opportunities.
- c. Expand and improve vocational and academic educational programs to provide the prerequisite skills needed for employment and promotion in existing and projected Industry Programs.
- d. Provide funding to assure a continuing capability within the Department to coordinate the efforts of PRIDE, Inc. in the operation, expansion and up-grading of Industrial Work Programs and to evaluate ongoing industrial operations.

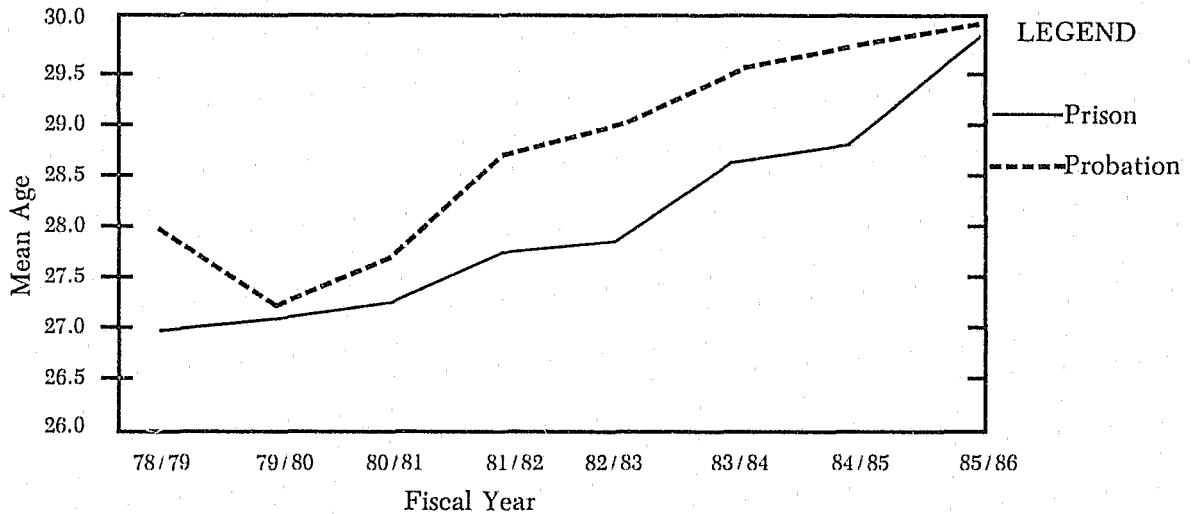
CRIMINAL JUSTICE TRENDS

The size of the inmate population and the probation and parole caseload of the Department of Corrections is the result of varying rates of admissions and releases. Several factors affect the rates of admission including population growth in Florida, crime rates, the State unemployment rate, rates of arrest and prosecution, existence of alternative programs, sentencing policies of the judiciary and statutes related to sentencing. Factors affecting releases include the extent of mandatory sentencing, the existence of parole, sentence length, and policies concerning the award of gain time.

- **AGE AT ADMISSION HAS BEEN INCREASING OVER TIME**

The age at time of commitment to prison or probation has been increasing over the last several years. The average age of new commitments during fiscal year 1985-86 was 28.9. The corresponding age for new admissions to probation was 29.3.

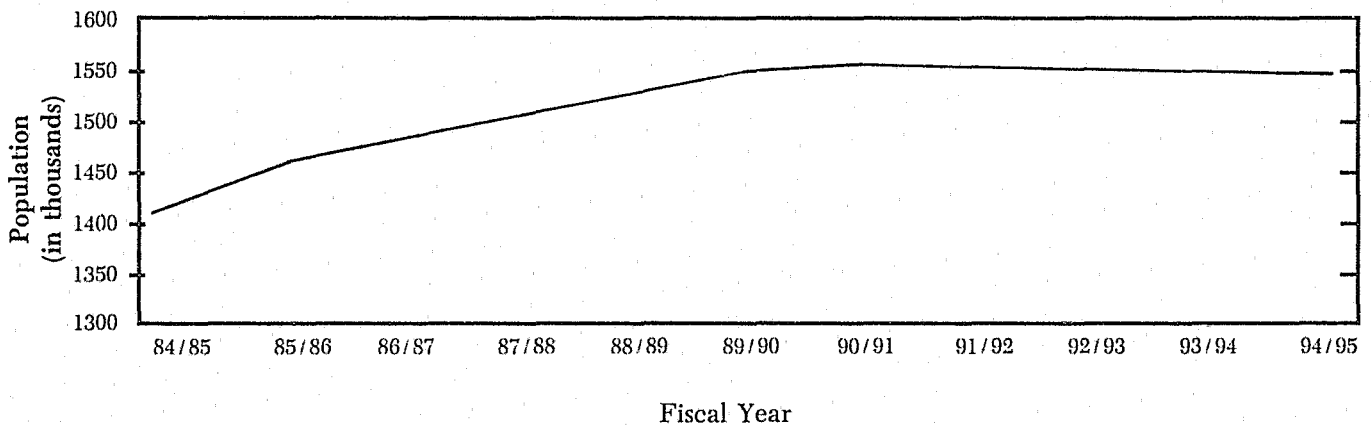
MEAN AGE AT ADMISSION FOR DC NEW COMMITMENTS AND PROBATION INTAKES



- **POPULATION AT RISK CHANGES OVER TIME**

The term population at risk is used to refer to the group of individuals who are most likely to be admitted to the Department of Corrections, either as a new commitment or as an admission to probation. While the population at risk has traditionally been defined as the male population 18-29 years of age in Florida, the observed increase in the age at admission shown graphically above, suggests that the true population at risk in Florida is an older population. Recent computer based modeling efforts have used the male population 18-34 as the population at risk and this appears to be more appropriate group.

**FLORIDA MALE POPULATION 18-34
(Fiscal Year Averages)**




INSTITUTION DEVELOPMENT AND INMATE PROGRAMS


New Correctional Institution for Female Youthful Offenders: The 1986 Legislature authorized the acquisition of a new institution for female youthful offenders by appropriating \$300,000 in start up costs so that the project can commence in 1986-87. An additional \$8 million dollars will be budgeted next year for construction to continue. A planning committee has been organized to move the project forward. The 200 bed facility is scheduled to be located in Orange County. Programs will emphasize education and vocational training of female youthful offenders. The projected opening date of the facility is June, 1989.

Quick Construction Beds: As rapidly expanding inmate populations pressed the capacities of the State's facilities, the Department has been aggressive in its efforts to meet the increased need for beds. Efforts to construct additional capacity rapidly resulted in the approval for construction of dormitories capable of housing inmates with minimum or medium custody classifications. Rapidly built housing for inmates was scheduled for construction at eleven correctional institutions and facilities. A total of 591 beds will be added to the Department's System Maximum Capacity upon completion of all construction. Funds allocated for the project amounted to \$1,300,000. These "quick construction" beds help in dealing with increased populations; however, the Department has an urgent need for facilities in which to house the more difficult inmates. These are more costly and take longer to construct, and most of them should be of the single cell configuration. The prototype plans used to construct Martin Correctional Institution, a new institution (672 single cells) in Orange County, are expected to be used over and over again as funds are available to construct future institutions.

Inmate Work Programs: Under a program authorized by the 1986 Legislature, inmates from Florida correctional institutions are employed to clean up and landscape public roadways and parkways in counties throughout



Inmates from Brevard CI at work on a county beautification project.




Inmates from Avon Park CI at work renovating a local High School football press box.

the state. Specially screened and selected minimum and medium custody inmates are used for the improvement of privately owned property. Typical examples of the new program includes two seven-man inmate crews from Brevard Correctional Institution which work 40 hour weeks on assignments received from Keep Brevard Beautiful, Inc., the county beautification organization. Other teams of ten and seven inmates work at the county Sheriff's Department Farm and for the Department of Transportation, respectively. Martin Correctional Institution daily checks out four work squads to work on roadside maintenance for the Department of Transportation. Another squad is providing roadside and park maintenance for St. Lucie County. Utilization of inmate labor from Zephyrhills Correctional Institution saved an estimated \$86,000 in wages in the construction of the San Antonio Boy's Village Detention Center. The 17,286 square foot building is divided into living areas, classrooms, administrative offices, a recreational area and a porch. In addition to providing a cost savings, the use of inmate labor allows a number of inmates to sharpen their work skills in building construction and has been a positive influence, allowing them to work in the community and providing a sense of accomplishment. Their closely supervised interactions with the residents of Boy's Village has the side effect of helping the residents understand the consequences

of being a law breaker. Inmates from Avon Park Correctional Institution also were involved in providing assistance to the local community. Several projects for local schools in the community were completed, including renovation of the High School football field press box.

Management and control of inmate funds: Accountability for inmate personal funds has been a continuing challenge to the Department of Corrections. Lack of staff with expertise in fiscal management and use of antiquated equipment has resulted in audit criticisms of the control process. During FY 1985-86, the Department developed a plan to remedy the situation. The plan consists of two major objectives, the automation of the accounting system and the reassignment and centralization of the accounting function. The computer system currently used at major institutions will be expanded to account for inmate funds and modified to meet the unique aspects of Community Facility operations. Modern banking technology makes it possible to receive and disburse funds through a network of remote locations while maintaining control and accountability at a central point. Thus, the Department is able to reassign responsibility of accounting for personal funds of inmates in community facilities to the administrative staff of its five Regional Offices. By consolidating the workload, the Department will economize staffing while assigning responsibilities for accounting and fund administration to staff with the expertise to handle them. Resources to accomplish the planned changes are being requested in the FY 1987-89 Legislative Budget Request.

Youthful Offender Wilderness Program: Under a contract between the Department and Associated Marine Institutes, Inc., a multi-phased wilderness program for thirty youthful offenders was scheduled to commence in Mid-February, 1986. Delays in construction schedules caused by resolution of zoning and environmental problems surrounding the Program's wilderness camp area in Charlotte County have set back its commencement until August, 1986. Phase I of the program involves offenders living under austere conditions and participating in rugged work on environmental projects where they acquire physical and mental skills and establish positive patterns in working and learning. Evenings are occupied with motivational short courses and beginning educational sessions aimed toward acquiring a General Education Development certificate. In Phase II, inmates work one half day on environmental and community projects and spend the other half day in career education and development and vocational training. Motivational courses in the evenings continue. Living conditions in Phase II are less austere than in Phase I and increased privileges are granted. Phase III of the program allows the offender to return home or to an approved residence where he will be guaranteed employment and encouraged to pursue higher educational goals and vocational skills improvement. A six point list of criteria for selection to participate in the Wilderness Program ensures that inmates express a desire to participate; are males 18 years of age and younger; minimum custody grade; with a minimum of 12 months and maximum 24 months remaining to serve; physically fit and eligible under Departmental rules regarding extension of the limits of confinement.



Dormitory under construction at Crossroads Wilderness Institute.

Community Education Services Program: Hillsborough Correctional Institution launched an inmate participatory Community Education Services Program (CESP) in late 1985. The Program assists the community through presentations given in Junior and Senior High Schools, particularly addressing alcohol and drug abuse issues. The Program was expanded to include a series of inmate presentations to Intensive Learning Alternatives (ILAP) classes in both Hillsborough and Pasco Counties, beginning in March, 1986. It features youthful offenders who present some of their background with substance abuse problems and how these problems led to their current incarceration as well as other encounters with law enforcement officials. Inmates are selected after a combined screening effort of the institution's Classification, Security, Education, Psychological Services, and Administration departments. School Resource Officers select classes for presentations to be made. Trips to area schools, beginning December 20, 1985 became much more frequent throughout the school year. The pilot study for CESP was completed at Brandon's Armwood High School in December, 1985. Statistics generated via questionnaire, completed by 104 students ranging in age from 14-17, indicate the Program is accomplishing its objectives of increasing awareness of dangers inherent in drug/alcohol abuse by drivers and passengers; and motivating students to take an active role in sharing important information gained in the Program with other students and friends who may be instrumental in preventing drug-influenced and drunk driving. Presentations

were made in seven schools in the Tampa Bay area; students in attendance numbered about 800. Thus far, twelve (12) individual youthful offenders have been involved in the program.

In similar programs, the Impact Team of the Avon Park Correctional Institution's Youth Awareness Program made twenty-nine presentations to area schools about criminal oriented life-styles and the consequences of incarceration. Team visits exposed over 8,000 young people to information about the realities of imprisonment. Another 500 youth visited the Institution for a first hand look at prison life.


HEALTH CARE SERVICES

Health Services Management Developments: The Department was greatly occupied during the fiscal year in dealing with various issues related to inmate health care services and the Costello v. Wainwright litigation. The DC response to the interim report of an expert panel of medical authorities was filed on June 28, 1985. Since that time, several additional institutions have been surveyed and the Reception and Medical Center Hospital has been under continuous review. In August, 1985, the United States District Court, Jacksonville Division, sought to bring to an end the protracted litigation by appointing a Special Master to closely monitor progress in health care improvement. Also in 1986, the Deputy State Attorney General convened a working group to explore possible avenues to take in carrying out needed improvements. A number of options were developed by the working group.

In June 1986, the Legislature's proviso to the Appropriations Act required the Department to develop a plan to improve the delivery of health care for inmates. The Plan is to provide detailed discussion of the philosophy and concepts of inmate health care and specific policies relative to the operation of DC Health Care Facilities. Additionally, the 1986 Legislature appropriates \$16 million above and beyond requested budgets to improve prison health services. The bulk of the additional allocation (\$10.8 million) is channeled toward continued decentralized community hospitalization of inmates, their speciality services and physician's fees. Another major segment of the allocation is for 340 new positions.

Automated Health Services Management System: The Department's health activities received increased attention internally and externally during FY 1985-86. The Legislature has for several years increased the funding and authorized positions in response to requests from the Department and guidance from the courts. To support an improved health program, an automated department-wide health services computer system for the professional management of highly significant health data on each inmate patient is under development for implementation in FY 1987-88. All required computer programs are being developed by in-house staff supported by outside contracts as necessary. The programs, after coordination, testing, and debugging, will be pilot tested at selected locations. The final result of this project should be the provision of vital health information to all professional management levels where actions crucial to improved and routine health care are being made.


Housing Units for AIDS Patients: The Reception and Medical Center opened the Florida Department of Corrections AIDS Housing Dormitory on June 1, 1986. The dormitory is supervised by Correctional Officers in the same manner as other inmate dormitories. Medical staff make routine rounds of the inmates housed there. The facility is capable of housing 40-50 inmates, but presently houses between 8 and 16 inmates. Inmates housed in the dormitory are those who have been positively identified as AIDS victims whose infections are in a state of remission. The Department's AIDS Housing Dormitory is considered a "state of the art" facility in dealing with AIDS in a correctional setting, comparing very well with the best similar facilities nationwide.



The dormitory for AIDS inmate-patients at the Reception and Medical Center Hospital.

Hospital Clinic Expansion: Construction of a modern Outpatient Department at the Reception and Medical Center Hospital began in 1986. The facility represents an expansion of the existing outpatient clinic and will serve to accommodate the recent increases in new commitments to the Department of Corrections. New Laboratory and Radiology Departments and a Physical Therapy Facility are included in the expanded clinic. Construction will also include ten physician's offices and much needed storage space. The new facility costs \$1.5 million, including laboratory and radiology equipment.

Improvements in Mental Health Services: A new mental health clinic was designed at Zephyrhills CI and built with inmate labor. The modern 1500 square foot, climate controlled building includes sufficient space to contain facilities for video and audio taping of inmate-patients for treatment and supervision purposes. Along with treatment and testing facilities, administrative space is also provided for six full time mental health staff. More than 633 therapy sessions were provided in the six-month period between January and June, 1986. Sixty-six psychological evaluations were provided to classification and probation and parole authorities during the period.



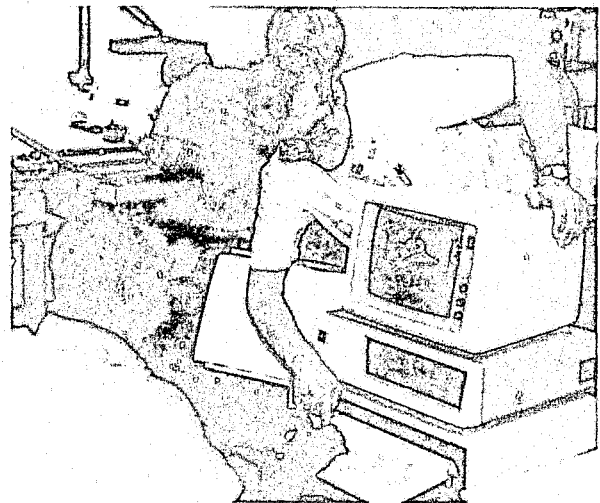
Construction under way on the new out-patient Department at the Reception and Medical Center Hospital.

EDUCATION SERVICES

Correctional Educational School Authority: Sweeping changes in Correctional Education were made by the 1986 Legislature through the enactment of a law providing for the creation of a Correctional Education School Authority. The legislation requires the establishment of a Board of Correctional Education and the position of Director of Correctional Education who is responsible for administering the policies set by the Board. The Board is composed of nine members: they are the Commissioner of Education, the Secretary of Corrections, five voting members knowledgeable of educational or correctional issues appointed by the Governor and confirmed by the Senate, The Secretary, Department of Labor and Employment Security and The President of Prison Rehabilitation Industries and Diversified Enterprises, Inc. (PRIDE). The School Authority will be responsible for the complete management of all education services for inmates within the Department of Corrections. Transition of management of education services from the Department to the School Authority must be accomplished by July 1, 1987.

Training Technology: Recent Federal Funding which provided equipment and leader training has enabled inmate students at Baker, Marion, and Sumter Correctional Institutions to master the complexities of computer assisted drafting. This "state-of-the-art" training provides successful inmate students with increased employment opportunity in fields such as engineering design and architecture where drawing board, slide rule and scale are being widely and permanently displaced by the electronic screen, digitizer, and keyboard.

Literacy Program: The high percentage of functionally illiterate youthful offender inmates under supervision of the Florida Department of Corrections prompted development of a tutoring program by the Chaplaincy Services Department in conjunction with the Education Department at Hillsborough Correctional Institution. The program is based on the concept "each one teach one", otherwise known as the Laubach Method after its founder Dr. Earl Laubach. Originally developed for use in missionary work in The Philippines, the method has been adapted for use in a correctional setting.



Joe O'Guin, Drafting Instructor at Baker Correctional Institution instructs an inmate student in the use of computerized drafting equipment.

CORRECTIONAL OFFICER STANDARDS AND COMPENSATION

Criminal Justice Standards for Correctional Probation Officers and Supervisors: A major effort during FY 1985-86 resulted in the statewide implementation of completely revised Performance Evaluation procedures. These were followed by uniform performance standards for both Correctional Officers and Correctional Probation Officers. Correctional Probation Officers, Supervisors, and Administrators were recognized by the 1986 Legislature in dramatic fashion in that they were placed under the Criminal Justice Standards and Training Commission. Effective October 1, 1986, they will be required to meet the same employment and training standards applicable to all current Florida Law Enforcement and Correctional Officers.

Correctional Officers and Correctional Probation Officers Compensation: While the statewide starting salary for Correctional Officers has been increased several times since 1979, it still remains almost 3% below State Law Enforcement Officers. Although the increases have assisted in reducing Correctional Officer turnover significantly, turnover among Correctional Officers remains higher than that among Law Enforcement Officers. Correctional Probation/Community Control Officers also are paid less than other law enforcement staff, even though they must meet elevated educational and experience requirements. The Department successfully pursued and the Legislature granted substantial salary increases for Correctional Officers and Correctional Probation/Community Control Officers effective January 1, 1987. However, salary levels still lag behind State Law Enforcement salaries.

Turnovers in Correctional Officer and Correctional Probation/Community Control Officer positions continues to run at an unacceptably high rate due to differences in competitive area differential compensation for the Southeast Florida area. This situation is expected to improve now that the Department has been authorized a special competitive area differential for Correctional Probation Officers working in Southeast Florida.



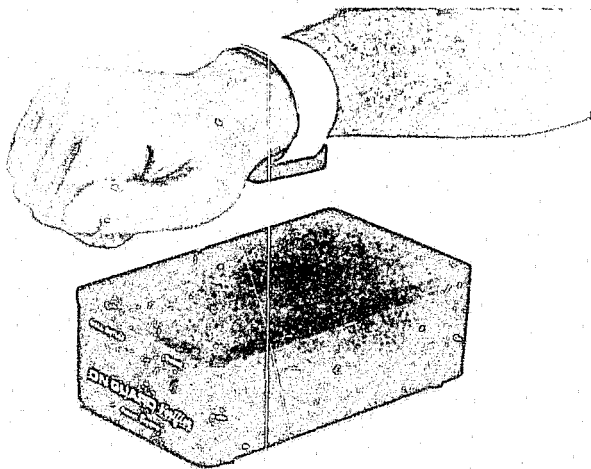
Correctional Probation Officer Andrew Elliott instructs a new probationer in the rules governing his probation.



Today's Correctional Officer must meet demands of increased technology and administration.



Community Control Officer, Jon Wright, making a residential visit.




"Inmate end" components of the electronic surveillance device being tested in Broward County.

PROBATION AND PAROLE SERVICES

Electronic Monitoring: During FY 1985-86, the Department reviewed proposals for the deployment of electronic surveillance devices. Some of these devices limit the Community Controllee to a radius of 150 feet from their home telephone and allow for continuous 24 hour per day surveillance. Plans include using this type of equipment in a conceptual program known as "Community Control II" which would provide a sentencing alternative to prison for "harder to control" offenders and provide for some additional prison diversions. A pilot project to test this surveillance system is scheduled during the coming year. Also being considered for use in another pilot project is a paging system and an electronic verification device intended to enhance the Community Control Program.

Community Control Officer Caseloads: The use of Community Control as an alternative to imprisonment by the courts is continuing to exceed expectations. As of June 30, 1986 there were 5,408 community controlees under supervision. Since the program started October 1, 1983, there have been 2,089 revocations with 1,246 of these for technical violations and 843 for committing either a new misdemeanor or felony offense. A total of 13,221 have been placed in Community Control since its beginning. Based on the Sentencing Guideline Scoresheets, 70.6% of these cases are "bona fide" prison diversions.

Community Control has received considerable national attention including coverage on the ABC Good Morning America Show and ABC 20/20. Additionally, articles have appeared in several national publications. It has been designated as a model program by the Council of State Governments and program material has been sent upon request to the majority of states and some foreign countries. Adequate staffing and provision of other necessary resources are paramount to the success of this Program. Florida Statutes require caseloads not to exceed 20 offenders per Community Control Officer. As of June 30, 1986, 5,408 offenders were under supervision in the Community Control Program and new intakes to the program were averaging 371 per month. The Department has had to continually drain off staff from regular Probation and Parole Services to adequately staff the mandated Community Control Program.



Community Control Officer Robert Woody (L) makes an employment verification visit to one of his controlees place of work. He is accompanied by citizen volunteer John Malcomb (R).


Almost 20% of Probation and Parole resources are now allocated for this purpose. The results of this condition include loss of confidence by the courts and inability to effectively supervise offenders and protect the community. Additionally, probation revocations have increased resulting in additional prison commitments. In order to maintain Community Control as an effective diversionary alternative, as well as maintain the integrity of regular probation, the Department is working to establish it as a separate funding entity.

Collection of Cost of Supervision Monies: The Cost of Supervision Program continued to produce excellent returns. In FY 1985-86, staff collected about \$12 million in cost of supervision payments, which were returned to the State Treasury. This represents an increase of 29% over the prior fiscal year.

Probation Supervision: Probation is continuing to provide the major diversionary alternative to imprisonment. However, the success and growth of Community Control "house arrest" programs has adversely affected probation due to the necessity of transferring a large number of Correctional Probation Officer positions into Community Control in order to maintain the limit of 20 cases per Community Control Officer imposed by Florida Statutes. Probation supervision has continued to deteriorate due to officer caseloads which, in some areas, have reached as high as 140 offenders per officer. The results have been those mentioned above, a loss of confidence by the courts, and a reduced ability to effectively supervise the offender. Frustrated officers have resigned and the turnover rate has increased as morale has lowered. The Department continues to seek approval for an officer to offender caseload ratio in accordance with the Workhour Formula of 1:56 for youthful offenders and 1:81 for adults, with full funding for non-discriminatory investigations ordered by the Court. Such approval would enhance the use of probation and community control as diversionary alternatives.


STAFF TRAINING AND DEVELOPMENT

The Florida Corrections Academy: During FY 1985-86, the Department relocated the Correctional Training Institute to Vero Beach and renamed it the Florida Corrections Academy. An excellent classroom building and acreage were provided by Indian River Community College at a satellite location and plans were made to construct an administrative wing and a separate dormitory. Also, a cooperative training and college-credit program was approved by the Department and the College.



The Florida Corrections Academy Advisory Board, (L to R) Bill Beardsley, Internal Inspector; George Denman, Superintendent; Phillip Shuford, Director, Region I; Joe Papy, Budget Officer; Joe Palmer, President, National Academy of Corrections; Howell Winfree, Regional Administrator, Probation and Parole; Bernard Cohen, Chief, Bureau of Staff Development.


Interactive Video Training: Software was developed for use in Self-Study Learning Centers and training staff were recognized by the American Correctional Association for this achievement. Contracts were let for the development of three forty-hour courses and one eight-hour course during the next fiscal year. The Self-Study Learning Center, one of which is planned to be located at each major institution, will provide an opportunity for employees to receive independent training for short periods of time during all hours of the day. Bureau of Staff Development will produce and distribute self-instructional programs consisting of video tapes, related printed materials, program texts and other self-study modules. Toward this end, video production capability of the Bureau was enhanced through the purchase of equipment and training of key staff. Also, the video library and equipment available to field training officers was upgraded.



New video production equipment used by Staff Development to produce interactive video training lessons.

Staff Physical Fitness: The Department of Corrections has joined the movement toward promoting healthy employee life styles in the workplace. In the last three years, the Department has taken vigorous measures to encourage employee involvement in physical fitness activities. Physical fitness equipment and facilities are available at many correctional institutions and a facility was provided for Central Office Staff in FY 1985-86. During the fiscal year, classroom training in nutrition and the benefits of physical exercise were presented to interested Department personnel. The Bureau of Staff Development is developing plans for providing physical fitness opportunities in locations other than major institutions to facilitate use by Probation and Parole, Community Facilities, and Regional Office Staff. January 1, 1987 is the target date for these plans to commence.


COMMUNITY FACILITIES



Opa Locka Community Correctional Center.

New Facilities Open: Region IV Community Facilities opened two new facilities during 1985-86. The Opa Locka Community Correctional Center is a 150 bed work release center, located in north Dade County, across from the Opa Locka Airport and Coast Guard Air Station. This is a modern facility which has won design awards for the architect, because it is so uniquely functional.

In Palm Beach County, the Palm Beach Probation and Restitution Center was opened, but was temporarily designated as a transit facility for state inmates approved for work release, and waiting for a bed to become available at a community correctional center. This decision was made as part of the Department's efforts to handle overcrowding. The building also houses Probation and Parole Offices, and upon completion of on-going renovations, will include a 150 bed Community Correctional Center for men. In addition, there are 10 women assigned to a Probation and Restitution Program.



The new Palm Beach Probation and Restitution Center was formerly the Palm Beach County Jail.

Private Contracts: During the year, Region IV became the first Region to enter into a contract with a private firm to operate a Community Correctional Center. National Corrections Management, Inc. began the operation of Beckham Hall Community Correctional Center in October, 1985. This is an initial step in Departmental efforts to expand the use of Community facilities by increasing the number of contractual agreements with private agencies for the supervision of work releases and for provision of specialized treatment programs.

INTERGOVERNMENTAL COORDINATION

Jail Population Data: As a result of the passage of SS 951.23 (2), Florida Statutes, the Department of Corrections developed an instrument to collect offender information from the administrators of county detention facilities on a monthly basis. The County Detention Facilities Monthly Report was initiated in October of 1985 and data was collected for the month. Seventy-five percent of the County Jail Administrators submitted the requested data for October and by January of 1986 all administrators were complying with the data submission requirements of the Act.

This particular process provides a long needed jail data resource which identifies, on a monthly basis, prisoners being held in county detention facilities. The information being collected and consolidated into monthly reports separates the data by male/female and by adult/juvenile. The data being collected for adult males and females is separated into three classifications; felonies, misdemeanors and miscellaneous other violators. Data collected for juvenile males are categorized under those charged as adults for misdemeanors.

The County Detention Facilities Monthly Report requires that each county facility maintain daily population figures for the previously mentioned prisoner categories. Prior to submitting the monthly report to the Department of Corrections, there is also a requirement that a daily average for each prisoner category be calculated. In order to insure each prisoner is only counted once, instructions for categorizing people in custody were forwarded to each administrator of county jails.


Jail Improvements: During the past year improvements to many of the county detention facilities in Florida have been brought about through inspections of the facilities by the Department's Office of the Inspector General. Specific areas where jail improvements have been made include construction standards; programs; security and control; fire safety; sanitation; housing; and medical services. Through the Department's urging, health care and fire safety in county jails attracted the attention of the legislature in 1986. The Legislature amended s.951.23, F.S., to allow the Department to contract with a health care provider to perform comprehensive and exacting medical inspections of inmate health care in all county and municipal facilities. The health care inspections of county detention facilities by the private contractor are conducted in coordination with the semi-annual inspections by the Office of the Inspector General. The legislative amendment also required the managing body of the county or municipal detention facilities to contract for fire safety inspections. The Legislature stipulated that the inspections are to be performed at least once a year by personnel certified by the State Fire Marshall's office as fire safety inspectors. As a result of Legislative action and the continued efforts of the Department's Office of the Inspector General, conditions in and standards for county and municipal detention facilities in Florida continue to improve.

DEPARTMENTAL EFFICIENCY

The Offender Based Information System (OBIS): During FY 1985-86, OBIS, the Department's automated process which tracks felony offenders through the Corrections System, achieved maximum utility thus far. The concept for the system was developed in the early 1970's and was implemented on July 1, 1978 after extensive research and planning. Since that time, the system has evolved to its present full on-line system for data entry and query capabilities. The System is capable of tracing pertinent data for each felony offender through probation, incarceration, parole and eventual release from the State Correctional System and the Florida Parole and Probation Commission. Major features of the System include tracking external and internal movements, legal status, personal custody, gain time, disciplinary reports, classification, detainers and warrants, cost of supervision progress reports, daily population and management reports, reporting to national agencies, inmate bank transactions, and inventory control.

The System has brought major benefits to the Department, eliminating many forms of manual calculations; providing a centrally stored data base available to all Department staff; enabling the monitoring of inmate population levels and parole and probation caseload levels; maintaining records of cost of supervision payments of offenders under community supervision and permits control of all Department of Corrections numbers for inmates and new offenders entering the system. OBIS is currently tracking approximately 372,000 offenders, which involves processing 1.3 billion characters of information in the data base.

Automated Transfer System: In an effort to more efficiently manage the Department's constantly increasing inmate population, a contract was negotiated with a computer consulting firm in early 1986 to automate the Department's transfer system. This program is designed to automatically select individuals for transfer to pre-approved destinations as vacancies occur. Transfer orders and route schedules will be generated by the computer system and will enable this Department to maintain individual institutional population quotas more efficiently. The program has been written and is scheduled for implementation during the Fall of 1986.



Correctional Probation Officer Sam Richardson, observes as Data Entry Operator Laura Lemonds call up data on a terminal in the expanding network of automated office systems of the Department.

Automated Office System: The Department's effort to provide an integrated statewide office automation/word processing capability began with a comprehensive study of needs by the Information Resource Commission staff in 1984. That document has served as the basis of legislative budget requests for an automated office system for the last three fiscal periods and as a basis for submission of Information Resources Plans. The Plans envisioned installation of equipment and programs in the Central Office and Regions in the first year; development and implementation of pilot projects for systems to serve the probation and parole and the reception processes in the second year. In the third and fourth year, installation of equipment and programs in all major institutions and community facilities was to be completed followed by installation of a networking system for statewide operation.

Funds have not been provided to carry out this ambitious program. In spite of that, however, the Department has managed to use the funds available in complete compatibility with the original program intent. While there is not yet a networking capability, automated equipment is available to a majority of the offices of the Central Office and Regions. Pilot projects are underway in several of the major Probation and Parole Offices and Reception Centers. The Department will continue to seek funding of the Information Resource Plan as a high priority need in the forthcoming legislative budget request.


Training Workshops for Fiscal Staff: In furtherance of its goals to improve the timeliness, accuracy and understanding of financial data, the Office of Management and Budget has developed and delivered basic level training programs and workshops to Departmental fiscal staff. Further plans to expand the office's instructional role to middle and upper level manager to assist them in interpreting the data generated by the accounting system have been developed. In addition, the Office of Management and Budget has begun the implementation and monitoring of new guidelines to ensure consistent and proper classification of all expenditures and to require adoption of full accrual accounting methods.

OTHER IMPORTANT ACTIVITIES AND ISSUES

Supervised Community Release Program (SCRIP): During the latter part of fiscal year 1985-86 the Department was experiencing one of its worst population increases and in danger of exceeding the maximum cap mandated by Federal Court order in the Costello Agreement. The Legislature developed and passed legislation that was to provide immediate relief and at the same time provide an effective rehabilitative community reentry program for carefully selected eligible inmates. The Governor signed into law on June 3, 1986, the Supervised Community Release Program. Within the first 30 days of the program 785 inmates were released under supervision keeping the Department below the Costello maximum and the newly established state prison population cap.


The Supervised Community Release Program allows selected inmates at Community Correctional Centers who are within 90 days of their expiration of sentence to be released under a conditional release. Probation and Parole Officers provide intensive community supervision, enhancing an orderly and structured return of inmates to the community; thus, greatly increasing their opportunity for success. Releasees are no longer under the care and custody of the Department, but remain subject to disciplinary sanctions and may continue to earn incentive gain time. Inmates remain under supervision in the community until the completion of sentence, unless they violate the conditions of release. Violations of the conditional release may result in return to prison until their sentence is complete. The Supervised Community Release Program is expected to be a valuable resource in population management and in assisting inmates with their reentry into the community.

Affirmative Action: The Department has continued its progress in the area of Affirmative Action. The annual goals were met by increasing minority employment from 22% to 23% and female employment from 30% to 31%. This reflects the Department's consistent efforts since 1971. The past 15 years have seen minority employment increase by 18 percentage points from 5% to 23% and female employment also increase by 18 percentage points from 13% to 31%.




A group of Department employees participate in an in-service training class.

Training: Training continued to be a major focus for the 11,500 employees of the Department, all of whom received 40 hours of in-service training. Also, 1,500 new Correctional Officers completed the 320-hour Basic recruit course and 40-hour orientation course during their first year of employment. Additionally, the Bureau of Staff Development completed a 4-year project that provided a 160-hour Supplemental training course to over 4,000 Correctional Officers in all ranks who had completed an earlier 160-hour Basic recruit course at the time of their employment.



A Department of Transportation dump truck being overhauled in PRIDE's heavy Equipment renovation facility at Tomoka C.I.

PRIDE Progress: October 28, 1985 was the opening day of the newest Prison Industry Program in the Florida Correctional System. Prison Rehabilitative Industries and Diversified Enterprises, Inc. (PRIDE) established a heavy equipment renovation operation at Tomoka Correctional Institution. Approximately 26 inmates participate in the program, learning and applying mechanical and body work skills in refurbishing trucks, earth moving equipment and busses.



Warehouse expansion of PRIDE's printing plant at Zephyrhills C.I.

On June 25, 1986, the PRIDE printing industry at Zephyrhills Correctional Institution opened an extension to the existing printing plant. The new addition will house receiving and shipping operations and inventory control. The 51,840 cubic foot, steel, prefabricated building is air conditioned to preserve the paper stocks stored on three-tiered steel shelves. The work space in the original building which was made available by opening of the extension, now contains new equipment, specifically a Heidelberg 25 1/4 x 36" press and a 45 station collator.

PROP Progress: A pilot program tested at Lake City Community Correctional Center has proven to be very successful. the Pre Release Orientation Program (PROP) was developed by Growth Orientation, Inc. in conjunction with Florida Department of Corrections. The program is designed for minimum custody inmates approved for work release. It is intended to prepare inmates for the outside world through an intensive transition and decompression period between the institutional setting and work release. PROP is a four-week workshop which allows participants to evaluate themselves and to learn such skills as preparation of job applications, financial planning and suppression of hostilities. Groups are lead by 6 to 8 inmate counselors selected by the Department and trained by Growth Orientation, Inc.

Basic Release Assistance: The Department continued to emphasize the Basic Release Assistance Program (BRAP) to insure that all qualifying inmates needing immediate assistance regarding housing or employment were referred to local community resources for placement. During FY 1985-86, 5,069 inmates were assisted in this manner. A total of \$421,000 was disbursed as part of the assistance provided to releasees. Department liaison staff in the field established and maintained close working relationships with community resources, using maximum program availability to released inmates.

The Program has proven to be a valuable asset in the management of the inmate population crisis during the year. An average of 20 inmates per day were released on a average of 25 days early. These releases totaled 126,725 cumulative days of early release, freeing many critically needed beds.

The Basic Release Assistance Program has been effective in assisting reentry of inmates to the communities. Since its inception in October, 1983, only 6% of those placed on BRAP have be re-incarcerated.

Department of Corrections Meritorious Service Awards: The Department's Meritorious Service Awards Program was developed in FY 1985-86 to recognize and reward employees in various categories for exceptional contributions and for sustained satisfactory performance. Authority for the Program was devised from the Florida Statutes. The Program is divided into four components; suggestions awards, service awards, superior accomplishment awards and special recognition awards. Recipients are eligible for cash and honor awards as prescribed by Awards Committees and approved by The Secretary of Corrections. The Program developed in FY 1985-86 also provides for recognition of volunteers, citizens and employees of other agencies for their exceptional service or contributions to the Department.

Certification of Grievance Program: The grievance program for the Department of Corrections offers an important avenue for inmates to register complaints about their treatment and, if their complaints are valid, to have their problems resolved. Often problems can be resolved early on, correcting procedures as necessary and avoiding costly litigation. The Grievance Program for the Department is a three level system, an informal level allows an inmate to discuss his complaint directly with staff of the institution verbally. A formal institutional level grievance requires the inmate to submit an official form. The grievance is then investigated formally at the institution and the inmate is provided a response. The third level of the grievance system involves submission of a grievance appeal to the Central Office. The complaint is reviewed and investigated again, if necessary, by the Grievance Administrator. Florida Statutes require the Department's grievance procedures to conform to Title 42, United States Code. The Department submitted the initial application for certification to the United States Department of Justice in October 1985 in compliance with the Statutes. Upon final certification, the end result of the process will be an inmate grievance system for the Florida Department of Corrections that meets nationally recognized standards.

Governor's Advisory Committee on Corrections: Throughout FY 1985-86, the Governor's Advisory Committee on Corrections has continued to provide valuable guidance and assistance in a multitude of issues concerning corrections in the State. Under the strong leadership of Attorney General Jim Smith, many of the Committee's recommendations have become law or are now among the Department's Rules or Policies. The committee has not shied away from critical issues as a brief examination of recent activities will show.

The professionalization of Correctional Officers has been a top priority of the Advisory Committee. Simultaneous efforts to raise employment, expand training programs, and increase salary and benefits were among the recommendations urged upon the Governor and Legislature. Many gains have been made in increasing the starting salary of Correctional Officers to its present level. Also, the Committee strongly advocated consolidation of the Standards Commissions for police officers and correctional officers into the current Criminal Justice Standards and Training Commission.

Recognizing competition is strong for quality employees in Southeast Florida, The Advisory Committee vigorously supported an increase in competitive are differential pay for correctional officers to equal that paid law enforcement officers in the area. To right a more critical inequity, the Committee recommended establishment of a competitive area differential for Correctional Probation Officers at a level equal to that of correctional officers.

Throughout recent periods of critical overcrowding, the Advisory Committee worked vigorously to assist in addressing the problems. While supporting every effort to find alternatives to incarceration and utilize them, the Committee worked to convince the Governor and Cabinet to exercise eminent domain over property which, when exempt from county zoning ordinances, could be used to expand correctional facilities. The importance of accurate prison population projections to the management of overcrowding also concerned the Committee. Aware that existing procedures for population projection were inaccurate, Chairman Smith and the other committee members suggested that alternative and/or additional methods for projecting prison populations be developed, an effort which is now ongoing. Further, the Committee urged the enactment of an emergency release mechanism enabling the Governor to take steps to control the prison population in the event it might exceed the court mandated cap.

The above issues are but a few of those confronted by the Governor's Advisory Committee on Corrections. Other key issues include: addressing prison industries and inmate idleness; mental health and medical issues; establishment of inmate grievance procedures; sentencing guidelines; and alternatives to incarceration, such as Community Control and Probation services.


Interest in correctional issues and the commitment to improvement of the Florida Correctional System have been hallmarks of the Advisory Committee. Chairman Jim Smith has served the State well in leading the dedicated membership of the Committee to its many accomplishments.



Attorney General Jim Smith (L.), Chairman of the Governor's Advisory Committee on Corrections discusses correctional issues with Deputy Attorney General Bill Bryant (c) and Deputy Secretary of Corrections David Bachman.

ACHIEVEMENTS

The Walter Dunbar Accreditation Achievement Award: The Dunbar Committee of the Commission on Accreditation of the American Correctional Association, at its meeting at San Diego, California in January, 1986, unanimously selected Secretary Louie L. Wainwright to be the recipient of the Third Annual Walter Dunbar Accreditation Achievement Award. Secretary Wainwright was nominated by numerous professionals in the field of Corrections from across the Nation. Secretary Wainwright's selection recognizes his significant contribution to the development of standards for correctional accreditation, his active role in the expansion of participation in accreditation and his major contribution to the promotion and understanding of accreditation programs. He was further cited for his improvement of correctional management through application of standards in the accreditation process and for developing methods to improve accreditation procedures.



Secretary Louie L. Wainwright addresses the American Correctional Association membership as the keynote speaker at the ACA Conference. The Secretary became the third recipient of the Annual Walter Dunbar Accreditation Achievement Award at the same conference.

REGIONAL CORRECTIONAL OFFICERS OF THE YEAR 1985-86

Finalist, Region I



Correctional Officer Carlton Sherman
Quincy Vocational Center

Officer Sherman has been employed by the Department of Corrections since October, 1979. He has consistently performed his duties conscientiously and thoroughly, resulting in his receiving Outstanding Performance Evaluations since 1983. In addition to exemplary performance of assigned tasks, Officer Sherman is actively involved in volunteer activities. He is Inside Sponsor for the "Nu-Way-AA Group" at the Vocational Center, spending many hours and much energy arranging special events and programs for the inmate members of this group. Officer Sherman is also active in the religious program at the Center and volunteers his time to supervise inmates doing community projects. His high standards of professionalism are apparent in his personal appearance and job knowledge; and interest in Corrections, as evidenced by his membership in Chapter XXI, Florida Council on Crime and Delinquency.

Finalist, Region II



Sergeant Joseph M. Combs
Baker Correctional Institution

Sergeant Joseph Combs has been employed with the Department of Corrections for over seven years. He was promoted to the rank of Sergeant after only two years and has performed in an outstanding manner during his tenure. Sergeant Combs has prepared himself professionally with an AA degree from Lake City Community College, a BS degree in Criminology from Florida State University plus other coursework and training. He displays a special aptitude in counselling and problem-solving and is tireless in his efforts to improve his capabilities as a Correctional Officer.

Sergeant Combs is well respected by his peers and members of the local community. His community involvement includes church league softball, instructing teenage children in self-defense techniques and coaching flag football. Also, he is an active member of the Macclenny Historical Society. He is a member of the First United Methodist Church of Macclenny and a member of the Florida Sheriff's Association.

Finalist, Region III and Winner of the Correctional Officer of the Year Competition FY 1985-86




Correctional Officer I
Shirley M. Smith
Florida Correctional Institution

Officer Smith has been employed at Florida Correctional Institution, the Department's first female offender institution, since 1979.

She personifies the ideal Correctional Officer having successfully worked all assigned posts within the institution and earned the respect of her peers, supervisors, and inmates. She has maintained a high level of involvement in her community and church and attained high personal goals by earning Associate and Bachelor of Arts Degrees in addition to completing several advanced training courses. While accomplishing these achievements Officer Smith was also raising four children as a single parent.

Officer Smith continually sets high goals for herself and goes about quietly achieving them.

Finalist, Region IV



Sergeant Carl D. Russell
Hollywood Community
Correctional Center

Sergeant Russell has always demonstrated the ability to inspire inmates and lead fellow employees, serving as a personal example and role model to both. His leadership technique is based on common sense and the ability to listen. Besides his B.S. degree from Florida A & M University he has successfully participated in over a dozen professional development courses plus other training required by the Department. He currently is a member of the Region IV Affirmative Action Committee and is the Region's Drug Awareness trainer. With the inmates at Hollywood CCC, he has worked in their Jaycee, AA, and NA programs, assisting them in their recent fund drives in which they collected and donated over \$12,000 to needy care programs. Under his sponsorship, inmates are active at the Hepburn Center for the Blind in school talk programs, and similar community activities. In his nine years with the Department, all of which have been spent in Region IV Community Correctional Centers, Sergeant Russell has always shown a personal and professional pride in being a team member of the Department of Corrections.

Finalist, Region V



Sergeant Meyer G. Gabay
Polk Correctional Institution

Sergeant Meyer G. Gabay has been employed with the Department of Corrections for six years; the last five years of which have been at Polk Correctional Institution. Prior to entering the field of law enforcement, he spent twenty years in the United States Air Force during which time he was awarded the Airman's Medal for heroism while serving a tour of duty in Libya. Sergeant Gabay's duties at Polk Correctional Institution are that of a Correctional Supervisor. He is a volunteer member of the Polk Correctional Institution Correctional Emergency Response Team (CERT), a position which requires numerous hours of mental and physical training.

Sergeant Gabay's dedication to duty and professionalism is exemplified by his role in the apprehension of an escaped inmate. While off duty, Sergeant Gabay and another officer discovered a man hitchhiking on the Interstate Highway who fit the description of one of four escaped prisoners from Polk Correctional Institution. Following the escapee to a convenience store, Sergeant Gabay physically subdued the inmate and notified local authorities. Sergeant Gabay and his partner were able to get further information from the prisoner which led to the recapture of the other three (3) inmates that same day.

Corrections Teacher of the Year

Alice Hallinan, Classroom Teacher I, at Polk Correctional Institution, has been named the Department of Corrections' 1987 Teacher of the Year. Her name was submitted to the Department of Education to be considered with the nominees from 67 counties for the State of Florida Teacher of the Year honors.


Hallinan teaches social studies, language arts, and English as a second language at Polk C.I., where she has been employed for two years. Her educational background includes a Bachelor of Arts degree in Spanish and social studies from Florida State University as well as postgraduate courses at other Florida schools. Ms. Hallinan's education also includes extensive travel study in Latin American countries.

In selecting Ms. Hallinan, Secretary Louie L. Wainwright stated that her nomination "exemplifies the outstanding abilities, techniques and personal qualities of the many dedicated educators working in Florida's correctional system." This year 24 institutions submitted nominees for the Department's consideration.



Alice Hallinan, Classroom, Teacher I
Polk Correctional Institute

Police Olympics Winners: Union Correctional Institution fielded a number of winners in the 1986 Police Olympics. Medals were won by UCI employees in the Half-Marathon Competition and in pistol shooting. Paul Gunning and Mrs. Gunning won medals for their participation in the Half-Marathon. Max Denson, Richard Rogers, Ken McChesney, and Roy Weiland won team and individual medals for their pistol shooting.



Successful Police Olympics Competitors from Union Correctional Institution.
(l. to r) Max Denson, Richard Rogers, Ken McChesney, Paul Gunning and Roy Weiland.

RECOMMENDATIONS

As required by Chapter 20.315 (15), F.S., the Department of Corrections has developed recommendations for improving the delivery of correctional services in the State. The recommendations address views and requirements that have become apparent in the areas of policy needs, facilities necessary to remain ahead of inmate population growth and personnel requirements to ensure optimal effectiveness of our correctional personnel. Based on the accomplishments of 1985-86 and assessment of requirements for further progress toward established Departmental goals, the following recommendations are listed under the goals to which they are related.

1. Provide a Humane Environment in Effective Facilities to Accommodate Current and Potential Inmate Population.

- a. Provide funds to purchase sites for prisons in advance of their need.
- b. Appropriate dollars necessary to construct single cell housing facilities for close management inmates and at all new major correctional institutions.
- c. Begin planning with the Executive Office of the Governor and the Legislature to phase out World War II type dormitories at Avon Park and DeSoto Correctional Institutions.
- d. Provide appropriations to complete all physical components of major institutions.
- e. Provide funding over the next four years for replacement of facilities cited in the Capital Improvement Program.
- f. Provide funding in the Capital Improvement Program to accomplish major repairs and renovation of the Department's facilities, for restoration of Services and the elimination of deficiencies, including those of health and fire safety.
- g. Convert surplus public facilities into correctional facilities as feasible.
- h. Provide funding for 31 full time professional and clerical positions to effectively manage a viable safety and loss control program.
- i. Approve increased use of razor wire at major institutions.
- j. Fund a relief factor for Correctional Officer posts that is based on leave time, training requirements, and security needs, so that essential posts can be filled without the expense of overtime pay.
- k. Provide resources for increased staff in confinement areas of major institutions.
- l. Provide resources for a computerized transfer program which will automatically handle institutional assignment for previously approved transfer orders as vacancies occur in Department facilities.
- m. Continue to support expansion of the Department's Training Academy to provide adequate space for classrooms, dormitory accommodations, and food service operations.
- n. Provide resources required to develop a computer-based population projection model.
- o. The Criminal Justice Estimating Conference in conjunction with the Department of Corrections develop an accurate process of estimating the projected inmate population.
- p. Provide resources at the Central Office for an Inmate Activities Coordinator, support staff, equipment and material to coordinate inmate activities and adult offender and youthful offender institutions.

2. Continue to Reduce Staff Turnover.

- a. Increase salary rate and Competitive Area Differentials for Correctional Officers and Correctional Probation/Community Control Officers.
- b. Revise current salary levels to reflect the increased education and experience requirements for correctional probation officers/community control offices.
- c. Provide funds for more sophisticated recruitment tools such as video tapes and slides of all phases of the Department of Corrections operations.
- d. Appropriate funds for 27 additional Correctional Training Officers.
- e. Provide funding for computer hardware and development of training software.

3. Continue to Improve Youthful Offender Programs.

- a. Provide resources for improved and expanded education/vocational training opportunities for all youthful offenders.
- b. Provide funding for a 50 bed behavior management unit for youthful offenders experiencing adjustment difficulties.
- c. Provide standardized curriculum for an 80-hour pre-release program to be implemented in all youthful offender institutions.

4. **Provide Adult Basic Education and Vocational Training to Inmates.**
 - a. Provide additional education program space at selected major institutions.
 - b. Support expansion of competency based academic education using state standards for public schools.
 - c. Monitor and evaluate computer assisted instruction.
 - d. Enhance library services for inmates by authorizing addition of a library coordinator in the Bureau of Education Services.
 - e. Provide resources to develop and implement an improved Education Data Collection System.

5. **Enhance Community-Based Alternatives to Incarceration.**
 - a. Establish Community Control as a special supervisor area.
 - b. Authorize establishment of correctional probation officer pay grade one level above law enforcement parity due to elevated education requirements and the technical nature of the work.
 - c. Fully fund Community Control as a separate budget issue.
 - d. Provide funds to acquire radios as standard operating equipment for community control officers.
 - e. Reestablish probation officer case load ratios at 1:56 for youthful offenders and 1:81 for adult offenders, the same levels which existed prior to implementation of community control.
 - f. Provide additional funds for growth during the next four years for Probation and Parole Services.
 - g. Establish a Pretrial Intervention Program in the twentieth judicial circuit.

6. **Provide Health Services in Accordance With Accepted Health Services Standards and the Department's Comprehensive Health Services Plan.**
 - a. Improve the Reception and Medical Center Hospital to allow resumption of secondary level care, including a limited acute/surgical capability.
 - b. Provide appropriate resources and support to the health care delivery system to resolve needs identified in the Costello v. Wainwright litigation.
 - c. Department of Health and Rehabilitative Services provide resources for the outpatient care and treatment of substance abusers in conjunction with the Department of Corrections.
 - d. Provide resources to offer competitive salaries for professional health services positions, including critically needed physicians.
 - e. Provide additional resources for one intermediate care facility for inmates' mental health care.

7. **Improve Quality of Food Services for Inmates.**
 - a. Provide funds and resources to manage system.
 - b. Approve upgrading of food service staff.

8. **Enhance Religious Services to Inmates.**
 - a. Provide funding for 19 additional Chaplains and 31 secretarial positions.

9. **Improve the Delivery of Services Based on Specific Program Needs.**
 - a. Improve job placement options by developing state policy requiring state agencies to employ ex-offenders, with specific goals being established.
 - b. Allocate resources to the Department to improve its pre-employment training, job placement and follow-up activities.
 - c. Develop and implement a plan for utilizing provisions of the Job Training Partnership Act conjunctive with the Department's education, industries, and correctional work programs providing training, job placement, follow-up and other services for offenders.
 - d. Provide resources to expand the training of security staff to better assist them in handling emergencies.
 - e. Establish three positions and provide necessary funding for continuity of effective decision making in the Basic Release Assistance Program.

10. **Improve Efficiency, Productivity and Accountability.**
 - a. Seek funding for the establishment of a new classification workload and staffing formula that addresses the results of law change and system expansion.
 - b. Provide resources to upgrade computer capabilities and technology to achieve increased efficiency, create an equitable distribution of work, and to implement a computerized transfer program.
 - c. Provide adequate funds for required travel by all staff.

- d. Support development of an automobile replacement schedule to be used to replace Department vehicles having over 100,000 miles and which are in need of maintenance that is no longer cost effective.
- e. Provide funds for computer terminals, as outlined in the Information Resource Commission (IRC) plan and expand the installed network providing increased access by Major Institutions, Community Facilities, Probation and Parole Offices and the Central Office to the Offender Based Information System (OBIS).
- f. Provide resources to support the approved office automation supplement to the IRC plan to improve and expand services to probationers, parolees, inmates and prosecutors in Florida and other states.
- g. Provide funds to upgrade technical training for all staff assigned to Planning, Research and Statistics.
- h. Provide funding for 27 Property Officer positions.
- i. Exclude account clerks and data entry operators from the 3.1 clerical ratio.
- j. Provide funding for two Planner II professional positions and one secretarial/word processing position to accomplish agency functional planning and carry out program evaluations.
- k. Provide resources to establish Property Administrator II positions for the Central Office, five (5) Regional Offices and thirty-two major institutions, to assist in property management and control at all areas requiring accountability.
- l. Appropriate resources and establish positions in the fiscal and administrative areas to provide for the coordination of all segments of the Florida Fiscal Accounting Management Information System.

11. Continue to Improve Correctional Work Programs.

- a. Provide resources to expand program direction and support for after-hour activities for adult inmates to reduce idleness.
- b. Continue support for further expansion of PRIDE Industries Programs which replicate the best aspects of private enterprise relative to on-the-job training, incentives for productivity and career advancement opportunities.
- c. Expand and improve vocational and academic educational programs to provide the prerequisite skills needed for employment and promotion in existing and projected Industry Programs.
- d. Provide funding to assure a continuing capability within the Department to coordinate the efforts of PRIDE, Inc. in the operation, expansion and up-grading of Industrial Work Programs and to evaluate ongoing industrial operations.

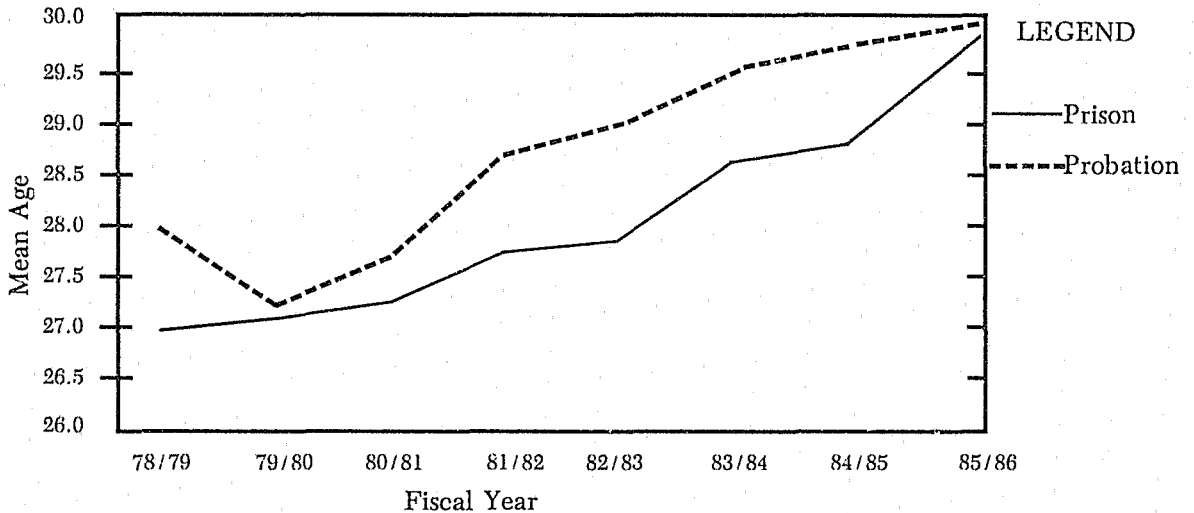
CRIMINAL JUSTICE TRENDS

The size of the inmate population and the probation and parole caseload of the Department of Corrections is the result of varying rates of admissions and releases. Several factors affect the rates of admission including population growth in Florida, crime rates, the State unemployment rate, rates of arrest and prosecution, existence of alternative programs, sentencing policies of the judiciary and statutes related to sentencing. Factors affecting releases include the extent of mandatory sentencing, the existence of parole, sentence length, and policies concerning the award of gain time.

- **AGE AT ADMISSION HAS BEEN INCREASING OVER TIME**

The age at time of commitment to prison or probation has been increasing over the last several years. The average age of new commitments during fiscal year 1985-86 was 28.9. The corresponding age for new admissions to probation was 29.3.

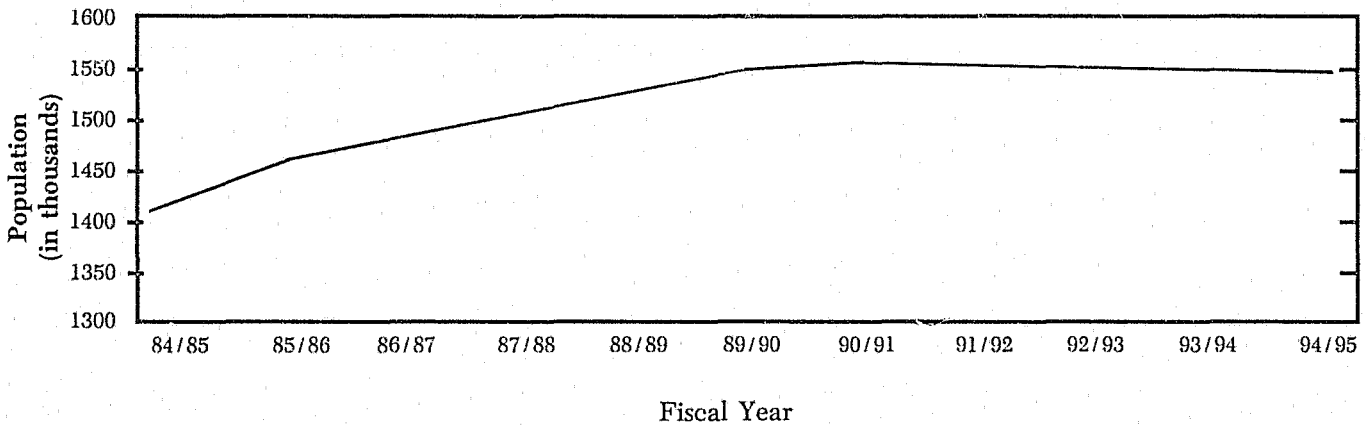
MEAN AGE AT ADMISSION FOR DC NEW COMMITMENTS AND PROBATION INTAKES



- **POPULATION AT RISK CHANGES OVER TIME**

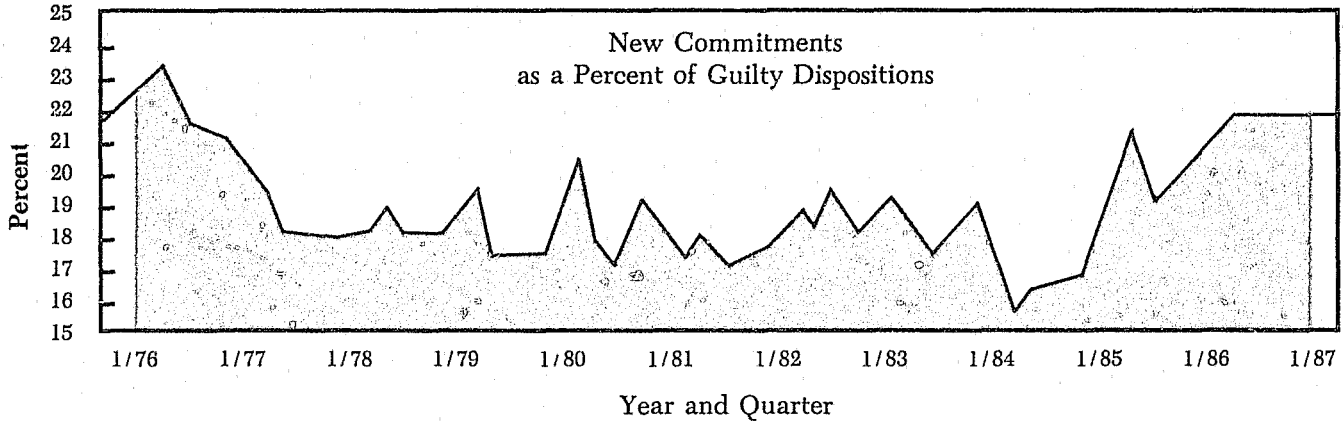
The term population at risk is used to refer to the group of individuals who are most likely to be admitted to the Department of Corrections, either as a new commitment or as an admission to probation. While the population at risk has traditionally been defined as the male population 18-29 years of age in Florida, the observed increase in the age at admission shown graphically above, suggests that the true population at risk in Florida is an older population. Recent computer based modeling efforts have used the male population 18-34 as the population at risk and this appears to be more appropriate group.

**FLORIDA MALE POPULATION 18-34
(Fiscal Year Averages)**



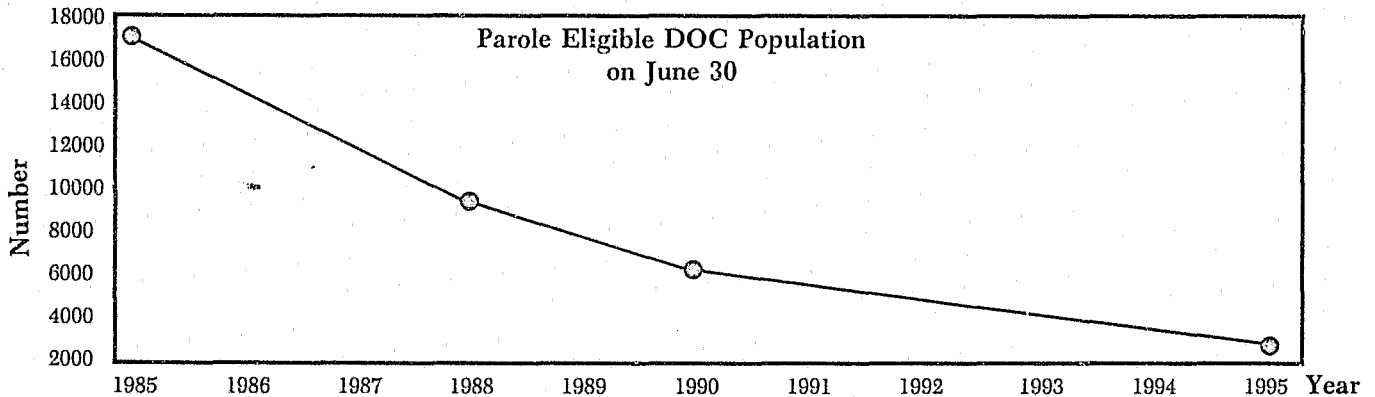
• **NEW COMMITMENTS AS A PERCENT OF GUILTY DISPOSITIONS RELATIVELY STABLE OVER TIME**

With the exception of the period immediately following the implementation of sentencing guidelines and community control, the percent of guilty dispositions that are committed to prison as new commitments has remained relatively stable since 1977. New commitments as a percentage of guilty dispositions fluctuated around 18 percent from the first quarter of 1977 through the third quarter of 1983. The percentage then dropped to a low of 15.2 percent in the fourth quarter of 1983, and rebounded to a high of 21.2 percent in the beginning of 1985. The level is now remaining at approximately 22 percent, a new high mark for prison admissions.



• **FAROLE ELIGIBLE POPULATION DECLINING**

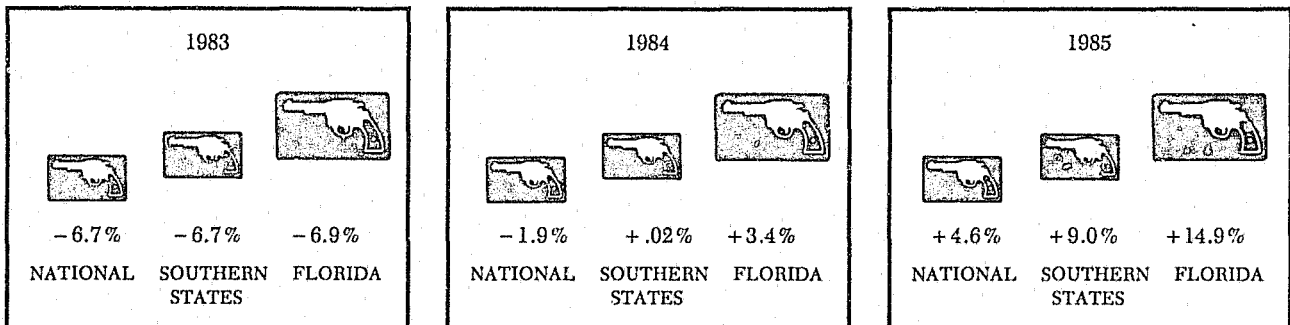
Inmates committed to prison under sentencing guidelines are not eligible for parole. As more and more admissions to prison fall under the sentencing guidelines criteria, the number of individuals in prison who are eligible for parole will decrease. Less than half of the prison population incarcerated on June 30, 1986 was for parole review but this number is expected to decline to 2,318 by June 30, 1995.



• **INDEX CRIMES IN FLORIDA INCREASED 14.9% DURING CALENDAR YEAR 1985**

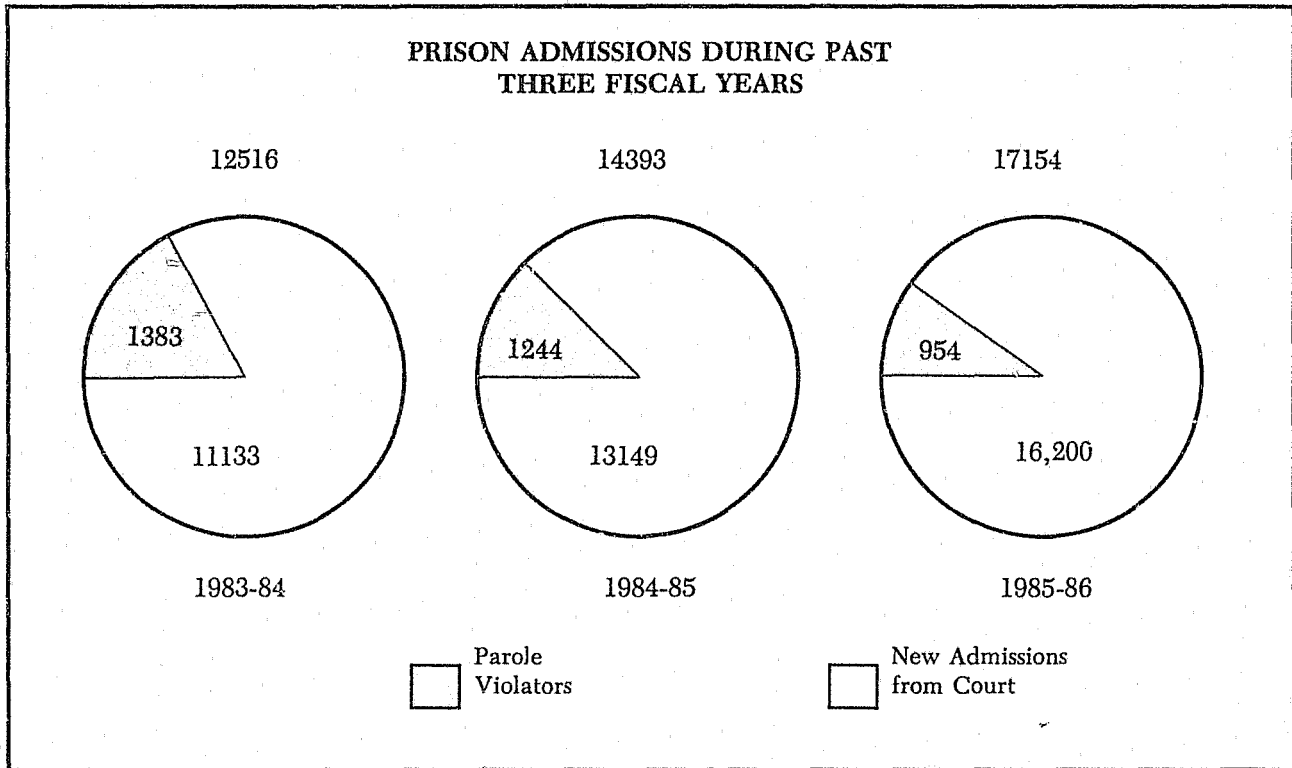
The Uniform Crime Report provides a general indicator of criminal activity in the state. Crime report data historically has not been related to prison admissions. This may be explained by the fact that the Uniform Crime Report counts crimes, not criminals. In addition, the index crimes reported include a significant number of misdemeanor offenses not resulting in prison admissions.

CRIME TREND DATA CALENDAR YEARS 1983-1985

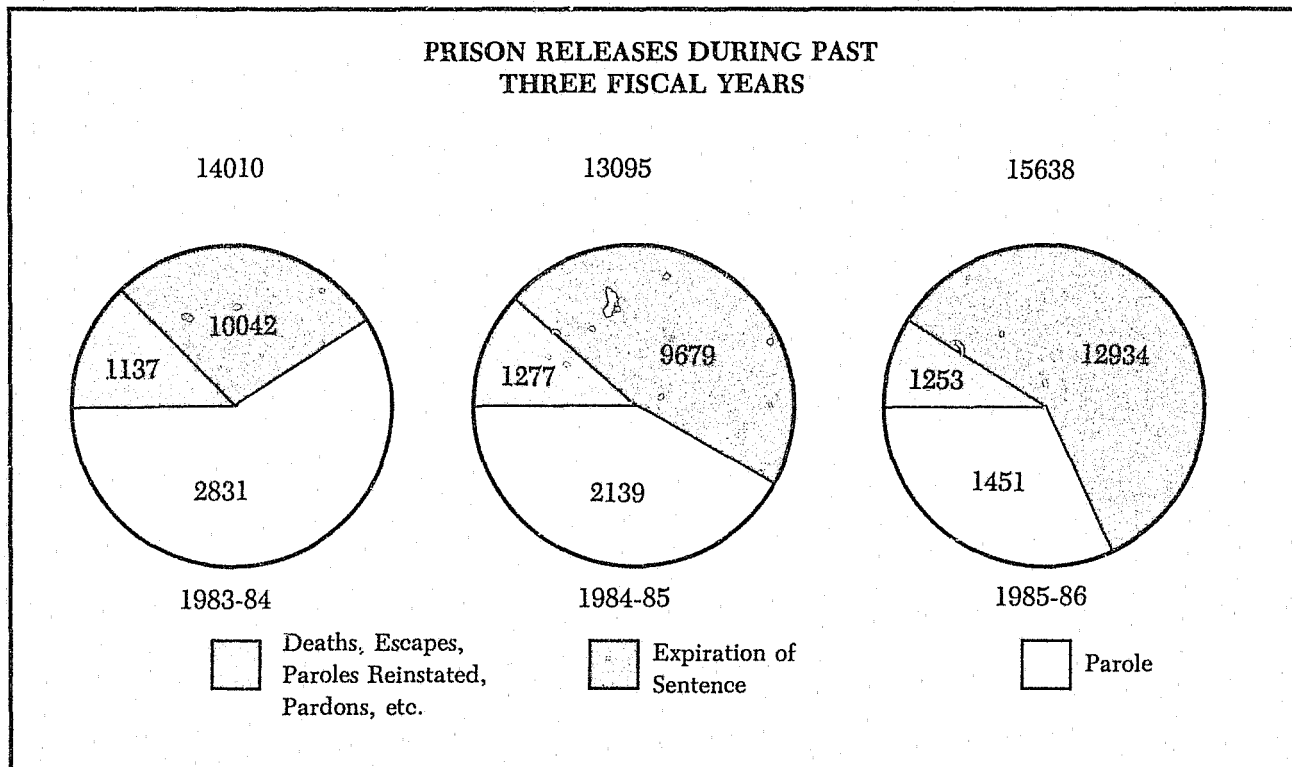


INMATE ADMISSIONS AND RELEASES

- **THERE WAS A NET GAIN OF 1442 INMATES AND THE TOTAL PRISON ADMISSIONS FOR THIS YEAR INCREASED BY 19.1% AS COMPARED TO FISCAL YEAR 1984-85.**
- New admissions from the court increased 23.2%
- Admissions of violators of parole decreased 23.3%



- **PRISON RELEASES INCREASED BY 19.4% THIS FISCAL YEAR COMPARED TO FISCAL YEAR 1984-85.**

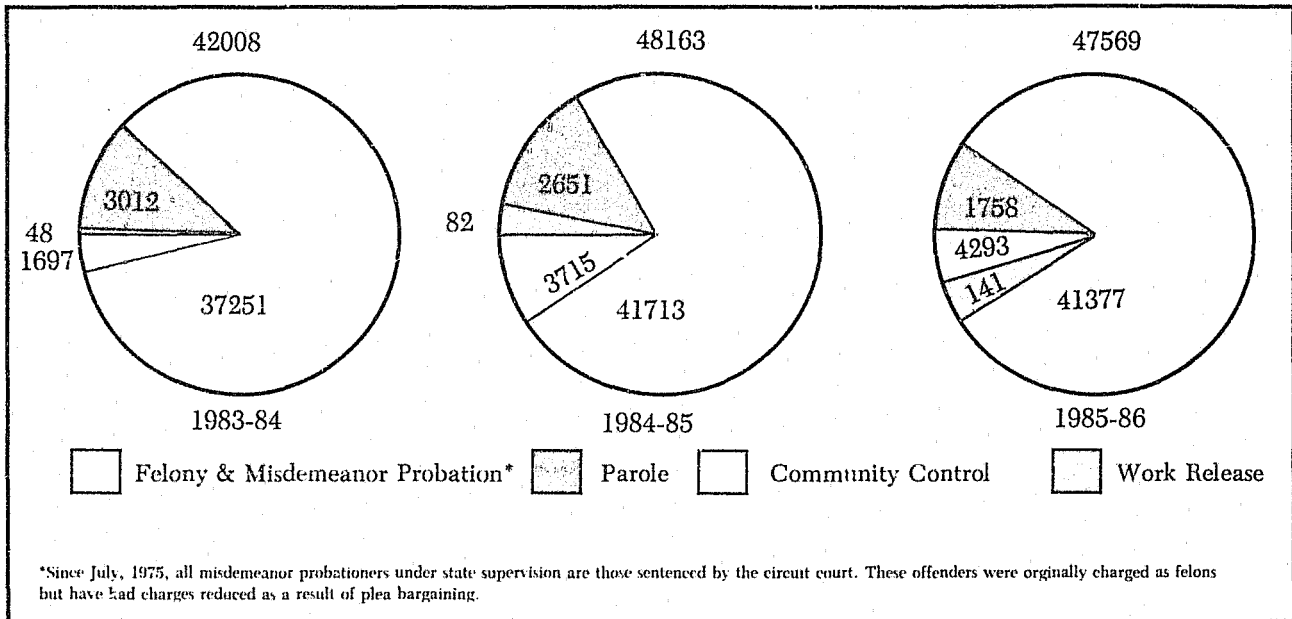


COMMUNITY SUPERVISION INTAKES AND LOSSES

The rate of growth of probation and parole cases is affected by changes in certain variables similar to those used to predict prison admissions. However, increases in the supervision caseload are the direct result of the rate of parole release from prison, as well as new probation commitments from the circuit courts.

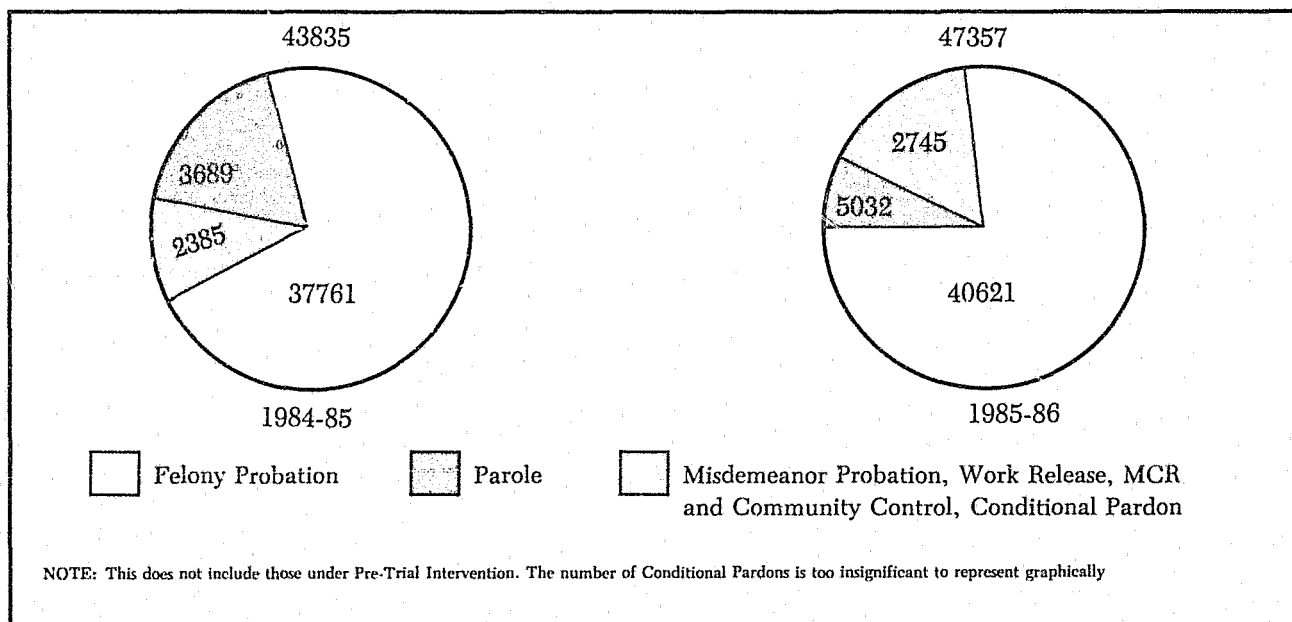
It should be noted that with improved reporting resulting from full implementation of the probation and parole information system, the trends below may not accurately reflect the degree or rate of change, but they are generally considered to be valid indicators of direction of growth.

- SUPERVISION INTAKE FOR FISCAL YEAR 1986 WAS 1% LESS THAN THE PREVIOUS YEAR
- Felony probation intake increased 2.7% over last year
- Community Control increased 15.5% over last year
- Parole intake decreased 33.6% over the previous year



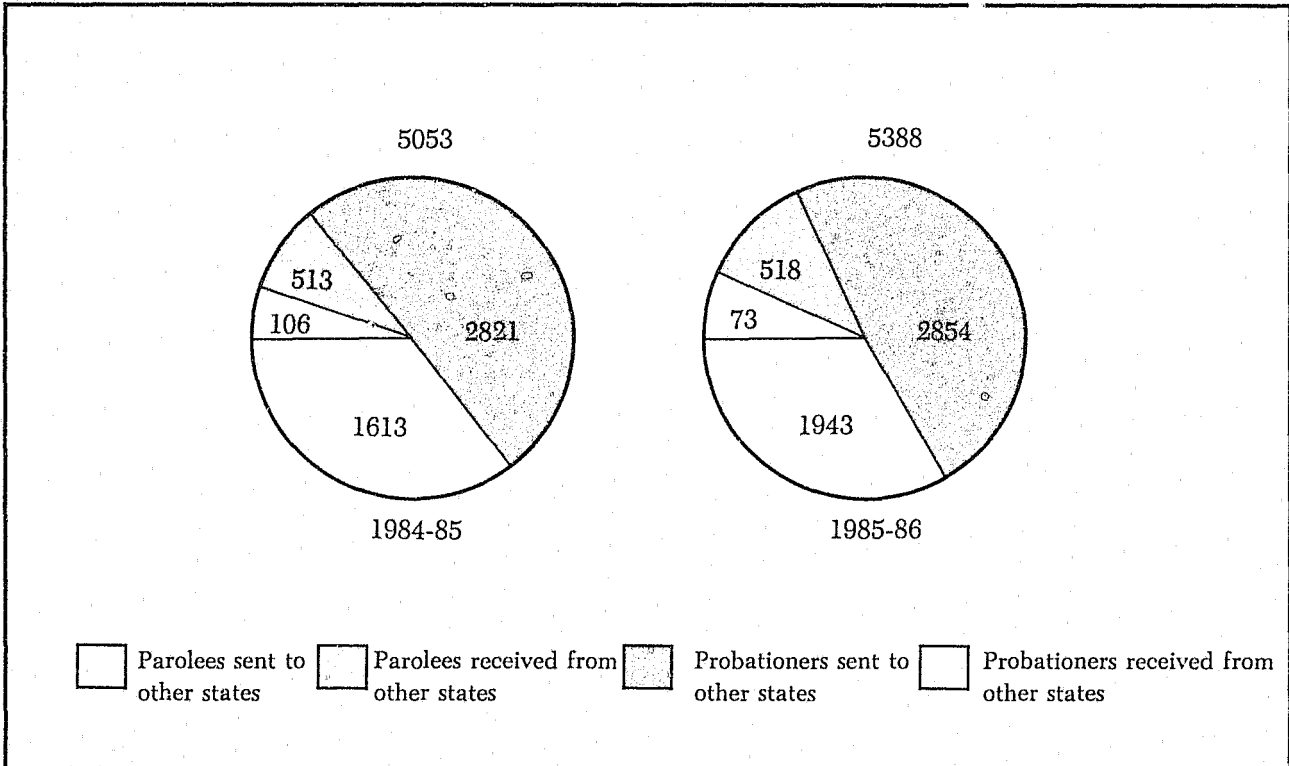
NOTE: This does not include Pre-Trial Intervention

- SUPERVISION LOSSES FOR FISCAL YEAR 1986 INCREASED 8% OVER THE PREVIOUS YEAR
- SUPERVISION CASELOAD LOSSES FOR THE PAST TWO FISCAL YEARS



INTERSTATE COMPACT TRANSFERS

- INTERSTATE COMPACT TRANSFERS DURING THE 1985/86 FISCAL YEAR INCREASED 7% FROM THE PREVIOUS YEAR
- FLORIDA SENT 73 PAROLEES TO OTHER STATES FOR SUPERVISION
- FLORIDA RECEIVED 518 PAROLEES FROM OTHER STATES TO SUPERVISE
- FLORIDA SENT 2854 PROBATIONERS TO OTHER STATES FOR SUPERVISION
- FLORIDA RECEIVED 1943 PROBATIONERS FROM OTHER STATES FOR SUPERVISION



CORRECTIONAL STATISTICS

The continued refinement of our computerized data system has permitted inclusion of information for incarcerated inmates and offenders under community supervision for two time periods.

- Inmates and probationers/parolees admitted to custody or supervision of the Department of Corrections during FY 1985-86

- Inmates and probationers/parolees in custody or supervision of the Department as of June 30, 1986

Data in this section of the Annual Report are organized into two major subsections—incarcerated offenders, and offenders under community supervision. This data follows the summary statistics for population under criminal sentence.

For each category statistics are included on the population in custody or under supervision, along with dispositional data and offender demographics. The data are organized along the following lines:

- First, data descriptive of the prison and community supervision populations are presented. Data are included on the number of offenders, their origin by county, and where housed or supervised.

- Then, dispositional data as to criminal history, primary offense, length of commitment or supervision, and class of felony is included.

- Finally, offender specific data on age, education, intelligence, length of residence, employment, and use of alcohol or narcotics are provided.

It should be noted that some data are the result of self reporting and may be subject to error and may not be totally reliable.

Due to limitation of space in the Annual Report, a limited amount of data is included in the report. Data from reports which previously appeared in the Biennial Report series are available upon specific request from the Bureau of Planning, Research and Statistics, 1311 Winewood Boulevard, Tallahassee, Florida 32301, Telephone: (904) 488-8430, SunCom: 278-1776.

CHANGES:

In this year's report those offenders under Pre-Trial Supervision are included for the first time. Also, the numbers representing offenders on conditional pardon have been aggregated with those on felony probation, because of the small numbers of offenders who receive conditional pardons.

POPULATION UNDER CRIMINAL SENTENCE

	<u>1984-85</u>	<u>1985-86</u>
INCARCERATED INMATES UNDER CRIMINAL SENTENCE ON JULY 1	26,471	28,310
ADMISSIONS AND RETURNS		
New admissions from Court (exec. PVs)	13,149	16,200
Parole violators with new sentences	534	408
Return Parole violators serving old sentence	710	546
Escapees recaptured	579	795
Returns from authorized temporary absences	3,600	4,695
RELEASES AND ABSENCES		
Expiration of sentence	9,679	12,934
Sentence commuted or vacated by court and reinstated paroles	222	222
Parole	2,139	1,451
Execution	7	3
Deaths	49	56
Escapes	658	972
Out by authorized absence	4,124	5,861
POPULATION UNDER CRIMINAL SENTENCE ON JUNE 30, 1986	28,165	29,455
Contract Jail Beds	145	257
INCARCERATED INMATES UNDER CUSTODY ON JUNE 30*	28,310	29,712
TOTAL OFFENDERS UNDER COMMUNITY SUPERVISION ON JUNE 30*	73,866	74,078
TOTAL CASELOADS UNDER PRETRIAL SUPERVISION ON JUNE 30	3,449	3,370
TOTAL UNDER SUPERVISION OF THE DEPARTMENT ON JUNE 30	105,625	107,160

*NOTE: Statistics for Probationers and Parolees appear on pages 60-86.

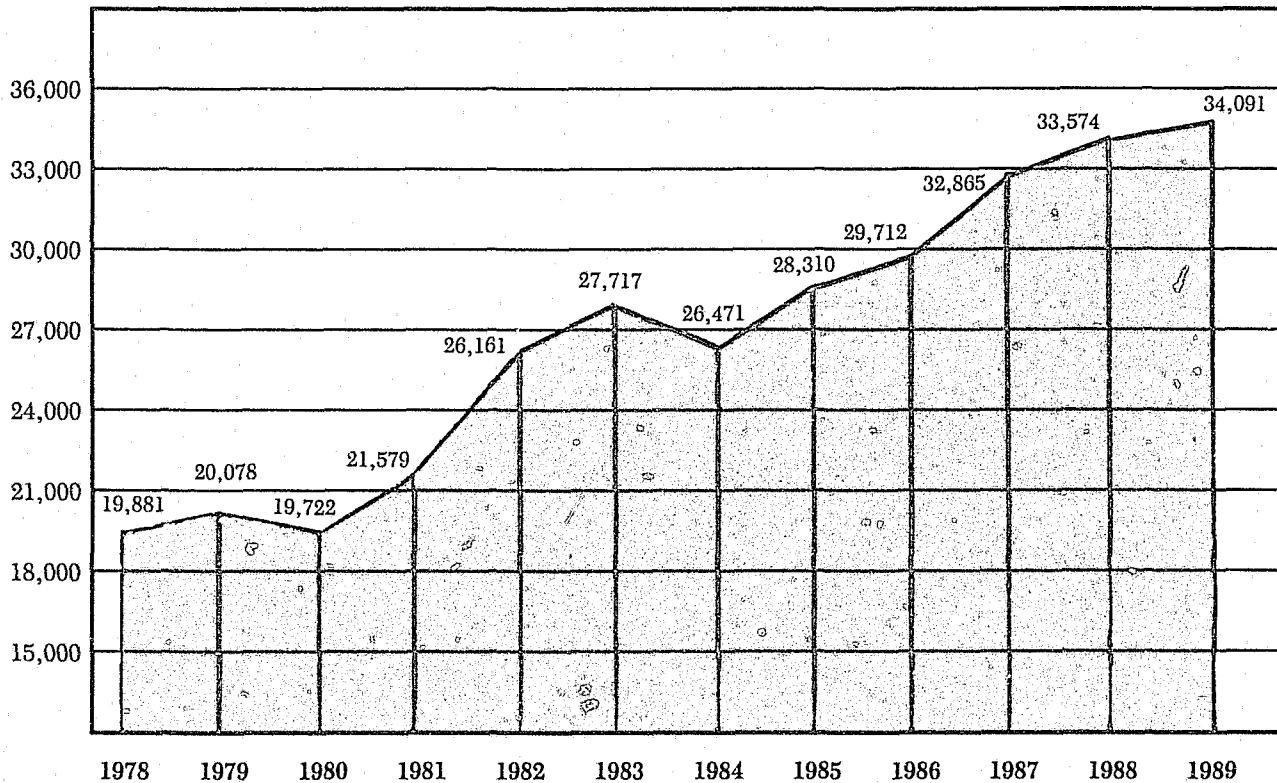
INMATE STATISTICS

INMATE POPULATION AS OF JUNE 30TH OF EACH YEAR 1976-1986 (INCARCERATED OFFENDERS)

	1976	1977	1978	1979	1980	1981	1982	1983	1984	1985	1986
White Male	7,646	8,644	9,314	9,668	9,698	10,606	12,942	13,614	12,989	13,723	13,622
White Female	267	301	289	313	322	405	473	555	512	569	577
Total White	7,913	8,945	9,603	9,981	10,020	11,011	13,415	14,169	13,501	14,292	14,191
Black Male	8,440	9,454	9,677	9,499	9,182	9,706	12,063	12,776	12,275	13,179	14,026
Black Female	445	548	509	509	477	533	632	698	637	711	792
Total Black	8,885	10,002	10,186	10,008	9,659	10,239	12,695	13,474	12,912	13,890	14,818
Other Male	11	16	5	6	12	323	50	51	58	127	695
Other Female	0	0	0	0	1	2	1	0	0	1	0
Total Other	11	16	5	6	13	325	51	51	58	128	695
Population, 6/30	16,809	18,963	19,794	19,995	19,692	21,575	26,161	27,717	26,471	28,310	29,712
Others in Custody*	363	306	87	83	30	4	0	0	0	0	0
Total in Custody	17,172	19,269	19,881	20,078	19,722	21,579	26,161	27,717	26,471	28,310	29,712
Increase/Decrease Over Previous Year	+3,042	+2,097	+612	+197	-356	+1,857	+4,582	+1,556	-1,246	+1,839	+1,402

*Includes Contract Jail Beds.

ACTUAL INMATE POPULATION 1978-86 AND POPULATION PROJECTIONS THROUGH 1989

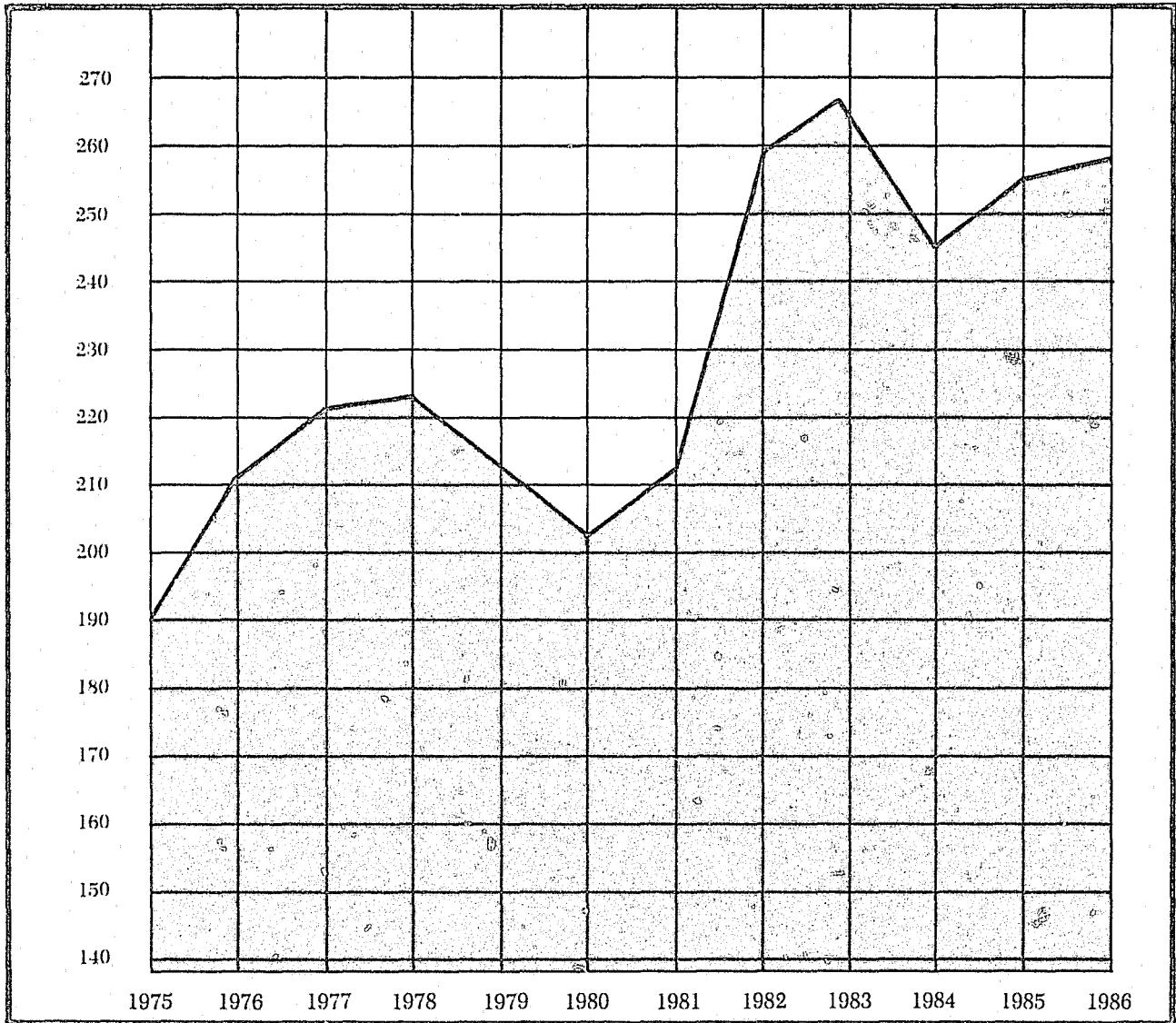


*Projection from Criminal Justice Estimating Conference of 10/27/86

FLORIDA DEPARTMENT OF CORRECTIONS
SUMMARY STATEMENT—INMATE POPULATION—FY 85-86

	7/85	8/85	9/85	10/85	11/85	12/85	1/86	2/86	3/86	4/86	5/86	6/86
Apalachee Correctional Institution-West	582	583	560	554	592	551	579	570	576	584	584	589
Apalachee Correctional Institution-East	910	867	876	836	885	837	804	747	744	790	788	808
Avon Park Correctional Institution	1239	1236	1236	1222	1227	1230	1226	1239	1245	1238	1235	1237
Baker Correctional Institution	975	981	981	975	987	982	989	962	982	975	985	985
Brevard Correctional Institution	583	655	736	833	833	827	835	825	839	819	841	839
Broward Correctional Institution	523	513	512	513	538	531	525	519	537	547	547	537
Cross City Correctional Institution	873	873	885	868	890	888	878	862	889	891	894	877
Dade Correctional Institution	641	648	648	639	646	647	649	649	646	633	640	645
DeSoto Correctional Institution	764	779	752	768	777	781	779	758	779	767	771	777
Florida Correctional Institution	471	478	475	471	475	466	443	473	465	488	483	523
Florida Correctional Institution-Forest Hills	159	156	155	161	145	150	171	166	175	157	155	154
Florida State Prison-O Unit	486	481	467	481	488	492	500	500	496	490	498	497
Florida State Prison-Main Unit	1174	1173	1168	1160	1166	1168	1160	1155	1143	1162	1156	1157
Glades Correctional Institution	865	849	868	855	850	852	855	870	864	868	863	857
Hendry Correctional Institution	1214	1108	1169	1221	1213	1209	1209	1188	1175	1198	1193	1190
Hillsborough Correctional Institution	333	339	319	327	303	301	325	324	298	305	338	338
Indian River Correctional Institution	266	255	242	225	226	229	221	222	228	226	217	214
Lancaster Correctional Institution	641	623	640	612	511	502	461	497	552	533	559	566
Lake Correctional Institution	557	552	557	558	554	566	558	557	568	567	559	530
Lantana Correctional Institution	236	239	239	235	233	245	248	247	245	247	249	233
Lawtey Correctional Institution	765	811	761	705	712	756	783	740	789	808	813	787
Marion Correctional Institution	874	882	891	886	857	885	883	875	891	887	880	892
Martin Correctional Institution	356	378	427	412	385	382	506	597	713	880	941	965
Mayo Correctional Institution	442	366	352	383	381	382	392	394	405	422	452	448
Mental Health Institution	46	53	62	66	66	59	61	64	68	62	65	74
Okaloosa Correctional Institution	242	244	246	267	290	291	274	279	300	292	225	222
Polk Correctional Institution	959	937	948	961	970	972	940	955	970	967	980	964
Putnam Correctional Institution	299	301	320	302	291	315	317	328	317	321	322	324
Reception & Medical Center-Hosp.	119	117	136	137	126	105	108	116	109	128	123	125
Reception & Medical-Main	1046	1051	1154	1113	1140	1153	1127	1132	1180	1129	1100	1153
Reception & Medical-Annex II	400	400	363	387	350	399	381	393	379	400	376	399
Reception & Medical-N. River	560	501	432	424	482	517	517	506	515	529	516	500
River Junction Correctional Institution	376	336	345	357	351	363	353	328	303	284	307	311
S. Florida Reception Center	118	121	121	110	108	183	226	258	286	328	388	342
Sumter Correctional Institution	886	899	907	953	914	929	969	982	968	942	904	886
Tomoka Correctional Institution	984	996	984	992	990	1001	992	1001	1000	1004	988	1004
Union Correctional Institution	1949	1992	1975	1965	1997	2011	2001	2008	1991	1977	2006	2011
Zephyrhills Correctional Institution	551	550	550	554	544	549	551	546	549	547	546	542
DC Road Prisons	592	555	560	561	570	568	563	576	583	577	560	548
Vocational Training Centers	352	378	359	361	386	327	371	403	372	392	368	340
Community Correctional Centers-Wac's	2777	2701	2746	2791	2683	2685	2710	2751	2922	2918	2934	2873
Florida State Mental Hospitals	134	141	143	143	139	136	142	144	137	145	142	143
Contract Drug House	14	16	16	17	14	17	17	17	15	16	16	16
Contracted Detention Facilities	164	154	166	196	188	161	160	180	194	210	288	257
TOTALS*	28,497	28,268	28,449	28,557	28,473	28,600	28,759	28,903	29,402	29,350	29,805	29,679
Transients	56	31	153	20	18	4	11	32	38	27	29	33
*Includes Federal Prisoners, Probationers	28,553	28,299	28,602	28,587	28,491	28,604	28,770	28,935	29,440	29,677	29,835	29,712

NUMBER OF INMATES INCARCERATED
PER 100,000 FLORIDA POPULATION



**COUNTY OF COMMITMENT
INCARCERATED OFFENDERS**

COUNTY	YEAR	WM	WF	BM	BF	OM	OF	TOTAL	PERCENT
Alachua	1985-86*	89	8	148	24	1	0	271	1.58
	6/30/86**	182	8	277	26	2	0	496	1.67
Baker	1985-86*	18	0	8	0	0	0	26	0.15
	6/30/86**	29	0	20	0	0	0	49	0.17
Bay	1985-86*	145	4	63	7	1	0	220	1.28
	6/30/86**	254	8	105	7	1	0	375	1.26
Bradford	1985-86*	8	1	8	0	0	0	17	0.10
	6/30/86**	38	1	39	3	0	0	81	0.27
Brevard	1985-86*	161	7	108	10	5	0	292	1.70
	6/30/86**	283	10	210	10	5	0	518	1.74
Broward	1985-86*	1094	85	1336	110	78	0	2703	15.76
	6/30/86**	1680	87	2079	120	83	0	4050	13.63
Calhoun	1985-86*	4	0	4	0	0	0	8	0.05
	6/30/86**	10	1	8	0	0	0	19	0.06
Charlotte	1985-86*	24	1	8	0	1	0	34	0.20
	6/30/86**	56	2	20	0	0	0	78	0.26
Citrus	1985-86*	58	1	4	0	0	0	63	0.37
	6/30/86**	90	0	6	0	0	0	96	0.32
Clay	1985-86*	89	16	25	10	2	0	143	0.83
	6/30/86**	142	16	47	13	1	0	219	0.74
Collier	1985-86*	73	1	30	2	13	0	119	0.70
	6/30/86**	165	4	59	2	13	0	244	0.82
Columbia	1985-86*	46	2	43	6	0	0	96	0.56
	6/30/86**	92	3	79	7	0	0	181	0.61
Dade	1985-86*	431	46	954	49	346	1	1827	10.65
	6/30/86**	1432	74	2522	76	343	0	4447	14.97
DeSoto	1985-86*	9	0	10	2	0	0	21	0.12
	6/30/86**	45	0	33	1	0	0	79	0.27
Dixie	1985-86*	16	0	5	0	0	0	21	0.12
	6/30/86**	38	0	10	0	1	0	49	0.17
Duval	1985-86*	421	31	596	52	7	0	1108	6.46
	6/30/86**	776	37	1129	59	5	0	2007	6.75
Escambia	1985-86*	177	19	194	14	2	0	406	2.37
	6/30/86**	355	20	413	18	1	0	807	2.72
Flagler	1985-86*	12	0	7	2	0	0	21	0.12
	6/30/86**	18	0	10	2	0	0	30	0.10
Franklin	1985-86*	18	0	1	0	0	0	19	0.11
	6/30/86**	24	0	7	0	0	0	31	0.10
Gadsden	1985-86*	16	0	69	3	0	0	88	0.51
	6/30/86**	25	0	123	3	2	0	153	0.51
Gilchrist	1985-86*	2	0	0	0	0	0	2	0.01
	6/30/86**	7	0	1	0	0	0	8	0.03
Glades	1985-86*	3	0	0	0	0	0	3	0.02
	6/30/86**	4	0	0	0	0	0	4	0.01
Gulf	1985-86*	14	0	1	0	0	0	15	0.09
	6/30/86**	14	0	6	0	0	0	20	0.07
Hamilton	1985-86*	7	0	8	1	0	0	16	0.09
	6/30/86**	17	0	21	1	0	0	39	0.13

**COUNTY OF COMMITMENT
INCARCERATED OFFENDERS**

COUNTY	YEAR	WM	WF	BM	BF	OM	OF	TOTAL	PERCENT
Hardee	1985-86*	26	3	17	4	5	0	56	0.32
	6/30/86**	44	1	29	3	3	0	80	0.27
Hendry	1985-86*	10	1	21	0	2	0	34	0.20
	6/30/86**	23	1	26	0	2	0	52	0.18
Hernando	1985-86*	48	5	15	3	0	0	71	0.41
	6/30/86**	76	5	24	3	0	0	109	0.37
Highlands	1985-86*	34	1	42	7	2	0	86	0.50
	6/30/86**	73	1	94	6	3	0	178	0.60
Hillsborough	1985-86*	603	28	701	63	87	0	1483	8.64
	6/30/86**	1037	43	1109	72	84	0	2346	7.89
Holmes	1985-86*	21	0	3	0	0	0	24	0.14
	6/30/86**	36	2	6	0	0	0	44	0.15
Indian River	1985-86*	59	1	71	5	1	0	137	0.80
	6/30/86**	62	1	100	4	0	0	168	0.57
Jackson	1985-86*	39	2	33	1	1	0	76	0.44
	6/30/86**	91	4	78	4	2	0	179	0.60
Jefferson	1985-86*	4	0	3	1	0	0	8	0.05
	6/30/86**	10	0	17	2	0	0	29	0.10
Lafayette	1985-86*	7	1	1	0	0	0	9	0.05
	6/30/86**	10	1	1	0	0	0	12	0.04
Lake	1985-86*	76	4	64	3	3	0	150	0.87
	6/30/86**	144	3	100	6	2	0	225	0.76
Lee	1985-86*	152	7	106	16	7	0	289	1.68
	6/30/86**	273	12	231	21	7	0	544	1.83
Leon	1985-86*	85	7	156	11	0	0	259	1.51
	6/30/86**	147	7	304	14	0	0	472	1.59
Levy	1985-86*	6	0	5	1	0	0	12	0.07
	6/30/86**	10	1	6	2	0	0	19	0.06
Liberty	1985-86*	1	0	0	0	0	0	1	0.01
	6/30/86**	1	0	1	0	0	0	2	0.01
Madison	1985-86*	7	0	20	0	2	0	29	0.17
	6/30/86**	16	0	37	0	3	0	56	0.19
Manatee	1985-86*	112	4	100	7	4	0	227	1.32
	6/30/86**	188	8	165	9	4	0	374	1.26
Marion	1985-86*	121	14	111	8	5	0	259	1.51
	6/30/86**	215	20	196	11	3	0	446	1.50
Martin	1985-86*	48	2	53	5	0	0	107	0.63
	6/30/86**	77	3	81	5	0	0	167	0.56
Monroe	1985-86*	108	9	40	0	20	0	177	1.03
	6/30/86**	173	6	69	1	20	0	270	0.91
Nassau	1985-86*	12	0	9	0	0	0	21	0.12
	6/30/86**	37	3	25	1	0	0	66	0.22
Okaloosa	1985-86*	95	4	45	4	1	0	149	0.87
	6/30/86**	175	3	65	6	0	0	249	0.84
Okeechobee	1985-86*	31	2	17	1	5	0	57	0.33
	6/30/86**	45	2	23	1	5	0	76	0.26
Orange	1985-86*	531	36	461	52	22	0	1102	6.43
	6/30/86**	821	37	803	69	24	0	1755	5.91

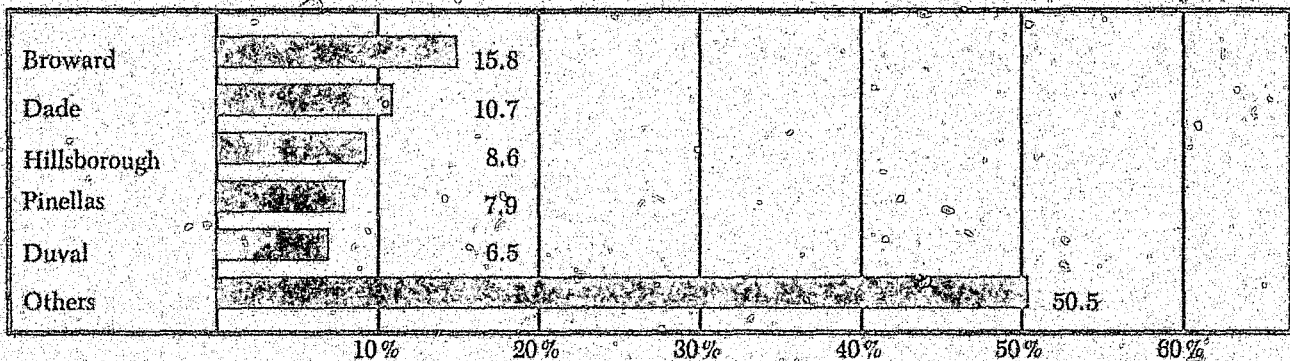
COUNTY OF COMMITMENT INCARCERATED OFFENDERS

COUNTY	YEAR	WM	WF	BM	BF	OM	OF	TOTAL	PERCENT
Osceola	1985-86*	33	1	31	1	2	0	69	0.40
	6/30/86**	92	1	66	2	2	0	163	0.55
Palm Beach	1985-86*	277	13	434	36	32	0	792	4.62
	6/30/86**	486	18	673	37	29	0	1244	4.15
Pasco	1985-86*	204	8	29	3	6	0	250	1.46
	6/30/86**	342	8	54	2	6	0	413	1.39
Pinellas	1985-86*	753	48	492	53	16	0	1362	7.94
	6/30/86**	1124	49	328	60	16	0	2077	6.99
Polk	1985-86*	366	10	266	38	7	0	687	4.01
	6/30/86**	594	13	410	39	5	0	1051	3.54
Putnam	1985-86*	64	7	61	6	2	0	140	0.82
	6/30/86**	129	9	141	5	2	0	286	0.96
St. Johns	1985-86*	71	1	54	2	0	0	128	0.74
	6/30/86**	128	1	85	4	0	0	218	0.73
St. Lucie	1985-86*	62	2	128	5	2	0	199	1.16
	6/30/86**	101	3	186	7	2	0	299	1.00
Santa Rosa	1985-86*	27	1	8	0	0	0	36	0.21
	6/30/86**	68	1	14	0	0	0	84	0.28
Sarasota	1985-86*	125	7	65	13	3	0	213	1.24
	6/30/86**	207	9	138	15	3	0	372	1.25
Seminole	1985-86*	114	6	89	9	2	0	220	1.28
	6/30/86**	190	6	164	14	1	0	375	1.26
Sumter	1985-86*	21	0	21	0	0	0	43	0.25
	6/30/86**	27	0	28	0	1	0	56	0.19
Suwannee	1985-86*	30	1	18	1	1	0	52	0.30
	6/30/86**	54	3	40	2	1	0	101	0.34
Taylor	1985-86*	22	2	15	4	0	0	44	0.25
	6/30/86**	35	2	38	3	0	0	78	0.26
Union	1985-86*	12	0	6	0	0	0	18	0.11
	6/30/86**	41	0	41	0	0	0	82	0.28
Volusia	1985-86*	284	14	155	9	5	0	467	2.72
	6/30/86**	387	11	259	12	4	0	674	2.27
Wakulla	1985-86*	10	0	3	1	0	0	14	0.08
	6/30/86**	22	0	16	0	0	0	38	0.13
Walton	1985-86*	19	3	8	0	0	0	30	0.18
	6/30/86**	41	4	12	1	0	0	58	0.20
Washington	1985-86*	16	0	6	0	0	0	22	0.13
	6/30/86**	29	1	12	0	0	0	42	0.14
TOTALS	1985-86*	7685	480	7616	669	703	1	17154	100.00
	6/30/86**	13622	577	14026	792	695	0	29712	100.00

*Admissions during FY 1985-86.

**Status populations as of June 30, 1986

MAJOR CONTRIBUTING COUNTIES (INCARCERATED OFFENDERS)



PROFILE OF INCARCERATED OFFENDERS ADMISSIONS DURING FY 1985-86

The Typical White Male Offender Profile of the inmates admitted to the system during the 1985-86 fiscal year.

- Is 24 Years of Age or Younger (39.0%)
- Is Single (Never Married) (52.2%)
- Is a Resident of Florida (89.6%)
- Has an IQ of 93.3
- Claims at Least Occasional Use of Alcohol or Drugs (90.0%)
- Average Education Claimed 10.5
- Has an Average Tested Grade of 8.9
- Has no Prior Commitments (75.1%)
- Was Convicted of:
 1. Burglary (23.4%)
 2. Narcotics, Sale and Manufacture (11.1%)
- Is Serving Less Than 5 Years (68.3%)
- Had No Prior Paroles (86.0%)
- Had No Prior Parole Violations (93.1%)
- Had No Prior Misdemeanor Probation (84.4%)
- Had No Prior Probation for a Felony (53.3%)
- Employment Status at Arrest:
 1. Full-Time Employment (64.0%)
 2. Unemployed (25.8%)

The Typical Black Male Offender Profile of the inmates admitted to the system during the 1985-86 fiscal year.

- Is 24 Years of Age or Younger (42.3%)
- Is Single (Never Married) (71.6%)
- Is a Resident of Florida (96.8%)
- Has an IQ of 78.5
- Claims at Least Occasional Use of Alcohol or Drugs (84.1%)
- Average Education Claimed 10.3
- Has an Average Tested Grade of 6.8
- Has no Prior Commitments (61.9%)
- Was Convicted of:
 1. Burglary (23.6%)
 2. Narcotics, Sale and Manufacture (10.5%)
- Is Serving Less Than 5 Years (68.4%)
- Had No Prior Paroles (84.3%)
- Had No Prior Parole Violations (92.1%)
- Had No Prior Misdemeanor Probation (89.0%)
- Had No Prior Probation for a Felony (55.4%)
- Employment Status at Arrest:
 1. Full-Time Employment (54.7%)
 2. Unemployed (29.8%)

The Typical White Female Offender Profile of the inmates admitted to the system during the 1985-86 fiscal year.

- Is 24 Years of Age or Younger (31.3%)
- Is Single (Never Married) (38.6%)
- Is a Resident of Florida (93.6%)
- Has an IQ of 97.1
- Claims at Least Occasional Use of Alcohol or Drugs (74.2%)
- Average Education Claimed 9.9
- Has an Average Tested Grade of 9.1
- Has no Prior Commitments (89.8%)
- Was Convicted of:
 1. Narcotics, Sale and Manufacture (18.9%)
 2. Larceny (15.3%)
- Is Serving Less Than 5 Years (77.8%)
- Had No Prior Paroles (93.4%)
- Had No Prior Parole Violations (98.6%)
- Had No Prior Misdemeanor Probation (92.1%)
- Had No Prior Probation for a Felony (39.7%)
- Employment Status at Arrest:
 1. Full-Time Employment (40.3%)
 2. Unemployed (53.3%)

The Typical Black Female Offender Profile of the inmates admitted to the system during the 1985-86 fiscal year.

- Is 24 Years of Age or Younger (34.4%)
- Is Single (Never Married) (64.9%)
- Is a Resident of Florida (98.4%)
- Has an IQ of 79.8
- Claims at Least Occasional Use of Alcohol or Drugs (73.1%)
- Average Education Claimed 9.6
- Has an Average Tested Grade of 6.5
- Has no Prior Commitments (75.9%)
- Was Convicted of:
 1. Larceny (27.9%)
 2. Narcotics, Sale and Manufacture (9.4%)
- Is Serving Less Than 5 Years (78.6%)
- Had No Prior Paroles (92.7%)
- Had No Prior Parole Violations (97.0%)
- Had No Prior Misdemeanor Probation (89.2%)
- Had No Prior Probation for a Felony (35.9%)
- Employment Status at Arrest:
 1. Full-Time Employment (23.1%)
 2. Unemployed (68.9%)

**PRIOR COMMITMENTS TO
THE FLORIDA DEPARTMENT OF CORRECTIONS
(INCARCERATED OFFENDERS)**

CATEGORY	YEAR	WM	WF	BM	BF	OM	OF	TOTAL	PERCENT	CUMULATIVE PERCENT
NONE	1985-86*	5851	431	4712	508	613	1	12116	70.63	70.63
	6/30/86**	9901	505	8082	577	608	0	19672	66.21	66.21
1	1985-86*	1211	39	1727	111	73	0	3162	18.43	89.06
	6/30/86**	2291	55	3532	144	70	0	6092	20.50	86.71
2	1985-86*	410	8	702	32	13	0	1165	6.79	95.85
	6/30/86**	875	13	1458	42	12	0	2400	8.08	94.79
3	1985-86*	136	1	311	13	3	0	464	2.70	98.56
	6/30/86**	346	2	605	19	3	0	976	3.28	98.07
4	1985-86*	51	0	102	3	0	0	156	0.91	99.46
	6/30/86**	119	1	223	8	1	0	352	1.10	99.26
5	1985-86*	14	1	37	1	1	0	54	0.31	99.78
	6/30/86**	44	1	79	1	1	0	126	0.42	99.68
6	1985-86*	10	0	17	0	0	0	27	0.16	99.94
	6/30/86**	33	0	26	0	0	0	59	0.20	99.88
7	1985-86*	2	0	5	1	0	0	8	0.05	99.98
	6/30/86**	9	0	15	1	0	0	25	0.08	99.97
8	1985-86*	0	0	2	0	0	0	2	0.01	99.99
	6/30/86**	3	0	3	0	0	0	6	0.02	99.99
9	1985-86*	0	0	1	0	0	0	1	0.01	100.00
	6/30/86**	1	0	3	0	0	0	4	0.01	100.00
TOTAL	1985-86*	7685	480	7616	669	703	1	17154	100.00	100.00
	6/30/86**	13621	577	14027	792	695	0	29712	100.00	100.00

*Admissions during FY 1985-86

**Status population as of June 30, 1986

**PRIOR COMMITMENTS TO
STATE OR FEDERAL INSTITUTIONS
(INCARCERATED OFFENDERS)**

CATEGORY	YEAR	WM	WF	BM	BF	OM	OF	TOTAL	PERCENT	CUMULATIVE PERCENT
NONE	1985-86*	4823	404	4217	489	486	1	10420	60.74	60.74
	6/30/86**	8294	422	7860	532	508	0	17016	59.29	59.29
1	1985-86*	1661	63	2004	118	161	0	4066	23.35	84.09
	6/30/86**	2774	113	3330	167	126	0	6510	21.91	81.20
2	1985-86*	673	8	756	29	35	0	1500	8.75	92.84
	6/30/86**	1252	23	1523	51	40	0	2890	9.73	90.92
3	1985-86*	263	2	380	17	11	0	672	3.92	96.76
	6/30/86**	612	7	710	18	7	0	1354	4.56	95.48
4	1985-86*	114	0	136	10	5	0	265	1.55	98.30
	6/30/86**	296	3	297	15	5	0	615	2.07	97.55
5	1985-86*	52	0	54	3	3	0	111	0.65	98.95
	6/30/86**	150	0	122	4	5	0	282	0.95	98.89
6	1985-86*	36	2	32	6	0	0	69	0.40	99.36
	6/30/86**	78	3	66	0	0	0	148	0.50	99.00
7	1985-86*	21	0	13	2	3	0	39	0.23	99.58
	6/30/86**	49	1	36	3	2	0	92	0.31	99.30
8	1985-86*	14	0	7	0	0	0	21	0.12	99.71
	6/30/86**	31	1	20	0	0	0	52	0.18	99.48
9	1985-86*	28	2	18	2	0	0	50	0.29	100.00
	6/30/86**	87	3	61	1	2	0	155	0.52	100.00
TOTAL	1985-86*	7685	480	7616	669	703	1	17154	100.00	100.00
	6/30/86**	13622	577	14026	792	695	0	29712	100.00	100.00

*Admissions during FY 1985-86

**Status population as of June 30, 1986

NOTE: Figures relative to other state or federal institutions include prior felony commitments

**PRIMARY OFFENSE
(INCARCERATED OFFENDERS)**

CATEGORY	YEAR	WM	WF	BM	OR	OM	OF	TOTAL	PERCENT
Homicide, Death	1985-86*	26	1	16	0	3	0	47	0.27
	6/30/86**	157	1	88	1	1	0	248	0.83
Sexual Battery, Death	1985-86*	0	0	1	0	0	0	1	0.01
	6/30/86**	0	0	1	0	0	0	1	0.00
Homicide, Life	1985-86*	114	3	81	5	15	0	219	1.27
	6/30/86**	1024	54	936	37	17	0	2069	6.96
Homicide, Other	1985-86*	180	21	232	25	48	0	497	2.89
	6/30/86**	797	68	915	86	57	0	1923	6.47
Manslaughter	1985-86*	174	24	112	31	16	0	358	2.09
	6/30/86**	393	36	294	55	18	0	796	2.68
Sexual Battery	1985-86*	365	2	238	5	20	0	631	3.68
	6/30/86**	1284	5	1011	8	25	0	2334	7.85
Assault and Battery, Public Officer	1985-86*	105	8	85	15	2	0	216	1.26
	6/30/86**	87	3	110	11	2	0	214	0.72
Aggravated Battery	1985-86*	209	10	334	61	24	0	638	3.72
	6/30/86**	304	11	475	85	19	0	874	2.94
Aggravated Assault	1985-86*	157	4	129	6	9	0	305	1.78
	6/30/86**	194	5	222	12	6	0	439	1.48
Robbery, Armed	1985-86*	461	14	794	28	43	0	1340	7.81
	6/30/86**	1682	35	2809	62	51	0	4638	15.65
Robbery, Unarmed	1985-86*	246	10	565	26	19	0	867	5.05
	6/30/86**	401	10	1027	33	17	0	1487	5.01
Arson	1985-86*	80	4	53	9	5	0	151	0.88
	6/30/86**	140	3	87	12	6	0	248	0.83
Assault, Other	1985-86*	2	0	1	1	0	0	4	0.02
	6/30/86**	3	0	5	1	0	0	9	0.03
Obstructing the Police	1985-86*	126	5	65	6	3	0	205	1.19
	6/30/86**	116	3	82	6	2	0	210	0.71
Kidnapping	1985-86*	85	4	63	1	10	0	163	0.95
	6/30/86**	307	11	237	3	10	0	568	1.91
Escape	1985-86*	200	9	100	9	9	0	328	1.91
	6/30/86**	425	11	196	11	13	0	656	2.21
Escape, Other	1985-86*	5	0	3	0	0	0	8	0.05
	6/30/86**	11	0	6	1	0	0	18	0.06
Burglary	1985-86*	1795	38	1796	35	150	0	3814	22.23
	6/30/86**	2479	29	2560	31	138	0	5237	17.63
Larceny	1985-86*	622	73	705	187	28	1	1615	9.42
	6/30/86**	563	58	683	164	20	0	1489	5.01
Extortion	1985-86*	7	1	5	0	0	0	13	0.08
	6/30/86**	13	1	7	0	0	0	21	0.07
Fraud	1985-86*	145	45	63	22	2	0	277	1.61
	6/30/86**	164	47	68	22	2	0	303	1.02
Bribery	1985-86*	0	0	1	0	0	0	1	0.01
	6/30/86**	0	0	0	0	0	0	0	0.00
Narcotics, Sale and Manufacture	1985-86*	849	91	799	63	206	0	2008	11.70
	6/30/86**	1203	86	746	58	216	0	2309	7.77
Narcotics, Possession	1985-86*	289	44	378	34	21	0	765	4.46
	6/30/86**	217	26	307	27	15	0	592	1.99
Weapons Offense	1985-86*	172	1	250	8	18	0	449	2.62
	6/30/86**	193	1	279	9	14	0	496	1.67
Stolen Property Receive/Conceal	1985-86*	233	5	232	13	11	0	494	2.88
	6/30/86**	280	7	288	10	10	0	595	2.00

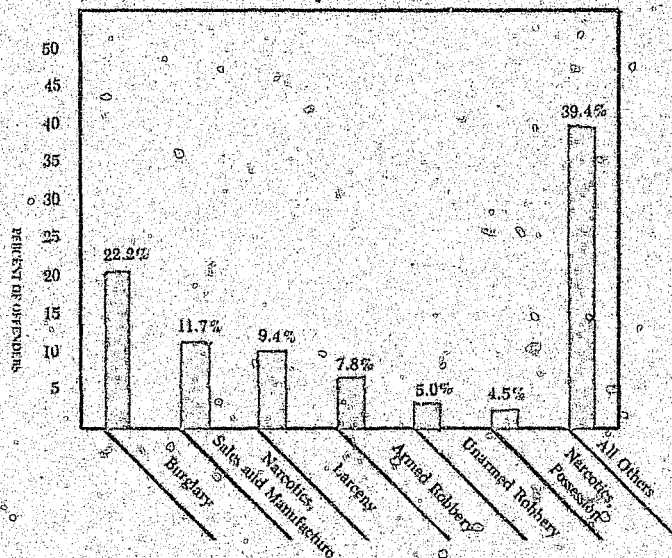
**PRIMARY OFFENSE
(INCARCERATED OFFENDERS)**

CATEGORY	YEAR	WM	WF	BM	BF	OM	OF	TOTAL	PERCENT
Burglary Tools	1985-86*	5	0	5	0	1	0	11	0.06
	6/30/86**	5	0	7	0	2	0	14	0.05
Racketeering	1985-86*	4	0	0	0	0	0	4	0.02
	6/30/86**	8	0	1	1	0	0	10	0.03
Embezzlement	1985-86*	0	0	0	0	0	0	0	0.00
	6/30/86**	1	0	0	0	0	0	1	0.00
Forgery	1985-86*	219	42	205	51	4	0	520	3.03
	6/30/86**	197	41	196	47	3	0	484	1.63
Auto Theft	1985-86*	362	3	189	0	16	0	571	3.33
	6/30/86**	318	8	208	0	11	0	540	1.82
Property Crimes	1985-86*	8	0	6	0	0	0	14	0.08
	6/30/86**	8	0	4	0	0	0	12	0.04
Sexual Offenses (Exc. Sexual Bat.)	1985-86*	331	5	84	1	12	0	433	2.53
	6/30/86**	549	7	134	1	12	0	704	2.37
Perjury	1985-86*	14	0	12	3	0	0	29	0.17
	6/30/86**	16	0	11	3	0	0	30	0.10
Traffic Offenses	1985-86*	47	0	3	0	2	0	52	0.30
	6/30/86**	34	0	4	0	2	0	40	0.14
Public Order Crimes	1985-86*	13	1	1	0	1	0	16	0.09
	6/30/86**	7	0	1	0	1	0	9	0.03
Obscenity	1985-86*	2	0	0	0	0	0	2	0.01
	6/30/86**	4	0	0	0	0	0	4	0.01
Family Offenses	1985-86*	22	9	15	21	4	0	72	0.42
	6/30/86**	31	10	16	14	2	0	73	0.25
Disrupting Public Peace	1985-86*	5	1	2	0	1	0	10	0.06
	6/30/86**	3	1	3	0	1	0	8	0.03
Computer/Copying	1985-86*	0	0	1	1	0	0	2	0.01
	6/30/86**	2	0	1	0	0	0	3	0.01
Gambling, Bookmaking	1985-86*	2	0	1	1	0	0	4	0.02
	6/30/86**	2	0	1	0	0	0	3	0.01
Commercial Sex Offenses	1985-86*	2	1	0	0	0	0	3	0.02
	6/30/86**	3	1	1	0	0	0	5	0.02
TOTAL	1985-86*	7685	480	7616	670	703	1	17154	100.00
	6/30/86**	13622	577	14026	792	695	0	29712	100.00

*Admissions during FY 1985-86

**Status population as of June 30, 1986

**MAJOR OFFENSES BY PERCENT OF TOTAL
FOR THE ADMISSIONS POPULATION
AS OF JUNE 30, 1986**



**LENGTH OF COMMITMENT
(INCARCERATED OFFENDERS)**

CATEGORY	YEAR	WM	WF	BM	BF	OM	OF	TOTAL	PERCENT	CUMULATIVE PERCENT
1 Year	1985-86*	99	6	85	10	8	0	208	1.22	1.22
	6/30/86**	32	2	26	1	4	0	65	0.22	0.22
2 Years	1985-86*	2657	211	2701	318	182	1	6070	35.39	36.60
	6/30/86**	1406	99	1490	187	120	0	3302	11.11	11.33
3 Years	1985-86*	1747	120	1607	145	154	0	3773	22.00	58.60
	6/30/86**	1822	122	1766	154	155	0	4018	13.52	24.86
4 Years	1985-86*	742	37	818	52	82	0	1731	10.09	68.69
	6/30/86**	1073	51	1280	76	88	0	2569	8.65	33.50
5 Years	1985-86*	736	42	721	57	67	0	1622	9.46	78.15
	6/30/86**	1503	67	1335	94	82	0	3082	10.37	43.88
6 Years	1985-86*	279	6	237	13	26	0	562	3.27	81.42
	6/30/86**	543	10	456	28	27	0	1065	3.58	47.46
7 Years	1985-86*	230	10	211	19	28	0	498	2.90	84.32
	6/30/86**	551	20	521	38	32	0	1162	3.91	51.37
8 Years	1985-86*	85	5	115	4	20	0	230	1.34	85.66
	6/30/86**	264	12	275	8	20	0	579	1.95	53.32
9 Years	1985-86*	95	3	80	4	10	0	192	1.12	86.78
	6/30/86**	212	6	221	5	11	0	455	1.53	54.85
10 Years	1985-86*	183	7	197	12	21	0	421	2.45	89.23
	6/30/86**	912	21	941	42	28	0	1944	6.54	61.40
11 to 12 Years	1985-86*	97	3	132	7	12	0	251	1.46	90.70
	6/30/86**	315	13	368	15	12	0	794	2.44	63.83
13 to 15 Years	1985-86*	230	15	198	13	38	0	495	2.88	93.58
	6/30/86**	1229	44	1186	50	48	0	2557	8.61	72.44
16 to 20 Years	1985-86*	131	7	142	4	22	0	305	1.78	95.36
	6/30/86**	649	19	724	20	27	0	1439	4.84	77.28
21 to 30 Years	1985-86*	104	4	118	2	9	0	238	1.39	96.75
	6/30/86**	778	18	909	21	11	0	1737	5.85	83.13
31 to 40 Years	1985-86*	24	0	41	1	3	0	69	0.40	97.15
	6/30/86**	178	3	221	4	3	0	408	1.37	84.51
41 to 50 Years	1985-86*	7	0	13	1	1	0	22	0.13	97.28
	6/30/86**	115	1	141	2	1	0	261	0.88	85.38
Over 50 Years	1985-86*	19	0	28	1	1	0	50	0.29	97.57
	6/30/86**	343	8	517	6	2	0	876	2.95	88.33
Life	1985-86*	192	3	155	5	16	0	371	2.16	99.73
	6/30/86**	1539	59	1560	39	21	0	3219	10.83	99.17
Death	1985-86*	26	1	16	0	3	0	46	0.27	100.00
	6/30/86**	157	1	88	1	1	0	248	0.83	100.00
TOTAL	1985-86*	7685	480	7616	669	703	1	17154	100.00	100.00
	6/30/86**	13621	577	14026	792	695	0	29712	100.00	100.00
AVERAGE	1985-86*	4.8	3.6	5.0	3.6	5.5	1.0	4.8		
	6/30/86**	12.3	8.3	14.5	6.9	6.3		12.9		
MEDIAN	1985-86*	2.8	2.5	2.5	2.5	3.0	1.0	2.5		
	6/30/86**	5.5	4.0	6.0	3.5	4.0		5.5		
MODE	1985-86*	2.0	2.0	2.0	2.0	2.0	1.0	2.0		
	6/30/86**	3.0	3.0	3.0	2.0	3.0		3.0		

*Admissions during FY 1985-86
**Status population as of June 30, 1986

**CLASS OF FELONY
(INCARCERATED OFFENDERS)**

CATEGORY	YEAR	WM	WF	BM	BF	OM	OF	TOTAL	PERCENT
Capitol	1985-86*	240	8	138	8	24	0	418	2.44
	6/30/86**	1259	51	959	33	23	0	2326	7.83
Life Felony	1985-86*	116	0	103	0	10	0	230	1.34
	6/30/86**	429	3	362	2	11	0	809	2.72
First Degree	1985-86*	1561	100	1457	86	303	0	3507	20.44
	6/30/86**	4678	192	5001	201	340	0	10411	35.04
Second Degree	1985-86*	2635	118	2998	216	216	0	6182	36.04
	6/30/86**	4298	122	4812	245	202	0	9879	32.58
Third Degree	1985-86*	3133	254	2920	359	150	1	6817	39.74
	6/30/86**	2958	209	2892	310	118	0	6488	21.84
TOTALS	1985-86*	7685	480	7616	669	703	1	17154	100.00
	6/30/86**	13622	577	14026	792	695	0	29712	100.00

*Admissions during FY 1985-86

**Status population as of June 30, 1986

**AGE AS OF ADMISSION/CURRENT AGE
(INCARCERATED OFFENDERS)**

CATEGORY	YEAR	WM	WF	BM	BF	OM	OF	TOTAL	PERCENT	CUMULATIVE PERCENT
16 and below	1985-86*	41	2	78	2	5	0	128	0.74	0.74
	6/30/86**	17	1	44	2	3	0	67	0.23	0.23
17	1985-86*	112	6	149	6	11	0	283	1.65	2.40
	6/30/86**	80	4	123	2	5	0	214	0.72	0.95
18	1985-86*	264	8	296	15	16	0	600	3.50	5.89
	6/30/86**	215	6	273	16	17	0	527	1.78	2.72
19	1985-86*	350	8	430	12	21	0	821	4.79	10.68
	6/30/86**	341	7	500	13	21	0	883	2.97	5.69
20	1985-86*	450	19	464	30	27	0	990	5.77	16.45
	6/30/86**	478	18	598	21	25	0	1143	3.84	5.53
21	1985-86*	468	21	437	46	31	0	1004	5.85	22.30
	6/30/86**	576	18	650	40	23	0	1308	4.40	13.93
22	1985-86*	463	26	473	41	34	0	1037	6.04	28.34
	6/30/86**	645	21	713	42	30	0	1451	4.88	18.82
23	1985-86*	441	30	455	41	37	0	1004	5.85	34.19
	6/30/86**	661	31	775	47	35	0	1549	5.21	24.03
24	1985-86*	405	30	438	37	40	0	950	5.54	39.73
	6/30/86**	682	28	762	41	31	0	1543	5.19	29.23
25	1985-86*	392	26	420	55	31	0	924	5.39	45.11
	6/30/86**	680	31	793	45	46	0	1595	5.37	34.60
26 to 30	1985-86*	1662	111	1874	180	145	0	3972	23.15	68.26
	6/30/86**	3083	131	3611	228	149	0	7202	24.24	58.83
31 to 35	1985-86*	1006	84	1104	115	126	1	2436	14.20	82.46
	6/30/86**	2268	102	2498	152	125	0	5145	17.32	76.15
36 to 40	1985-86*	670	52	516	43	85	0	1365	7.96	90.42
	6/30/86**	1559	71	1405	71	78	0	3204	10.79	86.93
41 to 45	1985-86*	402	21	238	22	42	0	726	4.23	94.65
	6/30/86**	978	38	615	31	51	0	1713	5.77	92.70
46 to 50	1985-86*	236	16	125	12	24	0	412	2.40	97.05
	6/30/86**	587	38	305	20	28	0	979	3.29	96.00
51 to 55	1985-86*	142	10	57	6	15	0	230	1.34	98.39
	6/30/86**	338	17	161	12	14	0	542	1.83	97.82
56 to 60	1985-86*	101	7	30	4	12	0	154	0.90	99.28
	6/30/86**	207	8	94	6	11	0	326	1.10	98.92
61 to 65	1985-86*	53	2	19	1	2	0	77	0.48	99.76
	6/30/86**	105	6	65	2	2	0	180	0.61	99.53
66 to 70	1985-86*	17	0	8	0	0	0	25	0.15	99.91
	6/30/86**	60	1	25	0	0	0	86	0.29	99.81
Over 70	1985-86*	9	0	7	0	0	0	16	0.09	100.00
	6/30/86**	39	0	16	0	0	0	55	0.19	100.00
TOTAL	1985-86*	7685	480	7616	669	703	1	17154	100.00	100.00
	6/30/86**	13622	577	14026	792	695	0	29712	100.00	100.00
AVERAGE	1985-86*	29.7	30.5	27.9	28.6	31.0	26.2	28.9		
	6/30/86**	32.1	32.7	29.9	30.0	31.4		31.0		
MEDIAN	1985-86*	27.2	28.4	26.4	27.1	29.3	26.2	26.9		
	6/30/86**	29.9	30.7	28.5	28.6	29.8		29.1		
MODE	1985-86*	26-30	26-30	26-30	26-30	26-30	26.2	26-30		
	6/30/86**	26-30	26-30	26-30	26-30	26-30		26-30		

* Admissions during FY 1985-86

** Status population as of June 30, 1986

**EDUCATION CLAIMED
(INCARCERATED OFFENDERS)**

CATEGORY	YEAR	WM	WT	BM	BF	OM	OF	TOTAL	PERCENT	CUMULATIVE PERCENT
1st Grade	1985-86*	219	28	118	30	25	1	421	2.46	2.46
	6/30/86**	153	22	127	24	22	0	347	1.17	1.17
2nd Grade	1985-86*	7	1	20	1	8	0	37	0.22	2.67
	6/30/86**	45	1	36	1	11	0	94	0.32	1.49
3rd Grade	1985-86*	28	0	35	1	14	0	79	0.46	3.13
	6/30/86**	97	1	97	3	12	0	211	0.71	2.19
4th Grade	1985-86*	29	0	45	0	18	0	93	0.54	3.67
	6/30/86**	92	1	106	2	22	0	223	0.75	2.95
5th Grade	1985-86*	46	0	56	5	19	0	126	0.73	4.41
	6/30/86**	123	1	135	7	21	0	287	0.97	3.91
6th Grade	1985-86*	162	8	117	12	67	0	366	2.13	6.54
	6/30/86**	374	13	316	14	69	0	786	2.64	6.55
7th Grade	1985-86*	298	17	177	23	54	0	570	3.32	9.86
	6/30/86**	617	20	456	33	57	0	1183	3.98	10.54
8th Grade	1985-86*	705	49	455	75	76	0	1363	7.94	17.81
	6/30/86**	1283	65	1027	92	74	0	2541	8.55	19.09
9th Grade	1985-86*	888	74	996	119	106	0	2183	12.72	30.53
	6/30/86**	1625	85	2001	146	104	0	3961	13.33	32.42
10th Grade	1985-86*	1012	73	1461	141	70	0	2756	16.07	46.60
	6/30/86**	1586	89	2683	166	67	0	4591	15.45	47.87
11th Grade	1985-86*	706	47	1669	115	43	0	2582	15.05	61.64
	6/30/86**	1074	53	2730	124	45	0	4025	13.55	61.42
12th Grade	1985-86*	2599	163	1981	132	127	0	5002	29.16	90.80
	6/30/86**	4799	195	3448	160	117	0	8720	29.35	90.77
1st Year College	1985-86*	332	8	203	7	28	0	578	3.37	94.17
	6/30/86**	591	9	380	10	27	0	1016	3.42	94.19
2nd Year College	1985-86*	363	4	176	6	23	0	571	3.33	97.50
	6/30/86**	642	7	314	9	26	0	997	3.36	97.55
3rd Year College	1985-86*	96	6	49	1	4	0	156	0.91	98.41
	6/30/86**	174	7	86	0	5	0	272	0.92	98.46
4th Year College	1985-86*	133	2	48	0	13	0	197	1.15	99.56
	6/30/86**	236	5	65	1	14	0	325	1.09	99.56
1st Year Graduate School	1985-86*	24	0	7	0	2	0	34	0.20	99.76
	6/30/86**	36	0	12	0	2	0	50	0.17	99.72
2nd Year Graduate School	1985-86*	22	0	3	0	1	0	26	0.15	99.91
	6/30/86**	42	1	2	0	1	0	46	0.16	99.88
3rd Year Graduate School	1985-86*	7	0	0	0	1	0	8	0.05	99.96
	6/30/86**	15	0	0	0	0	0	15	0.05	99.93
4th Year Graduate School	1985-86*	7	0	0	0	0	0	7	0.04	100.00
	6/30/86**	17	1	2	0	0	0	20	0.07	100.00
TOTAL	1985-86*	7685	480	7616	669	703	1	17154	100.00	100.00
	6/30/86**	13622	577	14026	792	695	0	29712	100.00	100.00
AVERAGE	1985-86*	10.5	9.9	10.3	9.6	9.0	1.0	10.3		
	6/30/86**	10.5	10.0	10.2	9.7	9.0		10.3		
MEDIAN	1985-86*	11.0	10.0	11.0	10.0	9.0	1.0	11.0		
	6/30/86**	11.0	10.0	11.0	10.0	9.0		11.0		
MODE	1985-86*	12.0	12.0	12.0	10.0	12.0	1.0	12.0		
	6/30/86**	12.0	12.0	12.0	10.0	12.0		12.0		

*Admissions during FY 1985-86

**Status population as of June 30, 1986

**INTELLIGENCE TEST SCORE
(INCARCERATED OFFENDERS)**

CATEGORY	YEAR	WM	WF	BM	BF	OM	OF	TOTAL	PERCENT	CUMULATIVE PERCENT
Under 70	1985-86*	381	20	2184	162	122	0	2889	16.72	16.72
	6/30/86**	598	34	3141	206	113	0	4091	13.77	13.77
70 - 79	1985-86*	789	38	1997	165	145	0	3133	18.27	34.99
	6/30/86**	1284	41	3398	188	149	0	5061	17.03	30.80
80 - 89	1985-86*	2032	85	1919	193	194	0	4423	25.78	60.77
	6/30/86**	3046	92	3712	214	184	0	7248	24.39	55.20
90 - 99	1985-86*	1868	107	907	93	115	0	3090	18.01	78.79
	6/30/86**	3228	130	2161	109	119	0	5747	19.34	74.54
100 - 109	1985-86*	1533	136	411	43	96	1	2220	12.94	91.73
	6/30/86**	3022	168	1126	57	95	0	4468	15.04	89.58
110 - 119	1985-86*	797	68	158	13	29	0	1065	6.21	97.94
	6/30/86**	1819	81	404	17	29	0	2350	7.91	97.49
120 - 129	1985-86*	239	26	26	1	1	0	293	1.71	99.65
	6/30/86**	556	32	60	0	2	0	650	2.19	99.67
130 - 139	1985-86*	39	0	2	0	1	0	42	0.24	99.89
	6/30/86**	58	0	2	0	1	0	61	0.20	99.88
140 - 149	1985-86*	0	0	0	0	0	0	0	0.00	99.89
	6/30/86**	3	0	0	0	0	0	3	0.01	99.89
150 and Over	1985-86*	7	0	12	0	0	0	19	0.11	100.00
	6/30/86**	9	0	23	0	1	0	33	0.11	100.00
TOTAL	1985-86*	7685	480	7616	669	703	1	17154	100.00	100.00
	6/30/86**	13622	577	14026	792	695	0	29712	100.00	100.00
AVERAGE	1985-86*	93.3	97.1	78.5	79.8	93.9	100.0	86.6		
	6/30/86**	95.1	96.8	81.2	79.6	84.2		89.3		
MEDIAN	1985-86*	93.0	99.0	78.0	80.0	84.0	100.0	86.0		
	6/30/86**	95.0	99.0	81.0	80.0	85.0		88.0		
MODE	1985-86*	80-89	100-109	70	80-89	80-89	100-109	80-89		
	6/30/86**	90-99	100-109	80-89	80-89	80-89		80-89		

*Admissions during FY 1985-86
**Status population as of June 30, 1986

**LENGTH OF RESIDENCE IN FLORIDA
(INCARCERATED OFFENDERS)**

CATEGORY	YEAR	WM	WF	BM	BF	OM	OF	TOTAL	PERCENT	CUMULATIVE PERCENT
Less than 30 days	1985-86*	205	13	99	9	17	0	342	2.90	2.00
	6/30/86**	641	19	345	13	17	0	1035	3.48	3.48
1 - 6 Months	1985-86*	300	7	76	5	22	0	410	2.39	4.39
	6/30/86**	539	14	250	6	21	0	831	2.80	6.28
6 Months - 2 Years	1985-86*	699	42	198	20	65	0	1025	5.97	10.36
	6/30/86**	1401	60	461	31	67	0	2019	6.80	13.08
2 Years - 6 Years	1985-86*	1243	85	385	33	322	0	2072	12.06	22.44
	6/30/86**	2394	91	838	51	327	0	3701	12.46	25.53
6 Years - 10 Years	1985-86*	864	70	307	36	84	0	1361	7.93	30.38
	6/30/86**	1452	76	634	40	81	0	2283	7.68	33.22
Over 10 Years but Not Life	1985-86*	2667	143	2289	194	161	0	5454	31.80	62.17
	6/30/86**	4394	179	4259	235	152	0	9220	31.03	64.25
Life	1985-86*	1707	117	4262	372	30	1	6489	37.83	100.00
	6/30/86**	2801	137	7240	415	30	0	10623	35.75	100.00
TOTAL	1985-86*	7685	480	7616	669	703	1	17154	100.00	
	6/30/86**	13622	577	14026	792	695	0	29712	100.00	

*Admissions during FY 1985-86
**Status population as of June 30, 1986

EMPLOYMENT STATUS AT ARREST (INCARCERATED OFFENDERS)

CATEGORY	YEAR	WM	WF	BM	BF	OM	OF	TOTAL	PERCENT
Unemployed — Disabled	1985-86*	170	3	122	5	14	0	315	1.83
	6/30/86**	300	5	225	3	15	0	549	1.85
Unemployed	1985-86*	1986	256	2270	461	169	0	5141	29.97
	6/30/86**	3603	329	4401	556	162	0	9051	30.46
Full-Time Employed	1985-86*	4919	193	4164	154	467	1	9898	57.70
	6/30/86**	7857	206	6884	171	452	0	15569	52.40
Part-Time Employed	1985-86*	355	25	764	39	37	0	1221	7.12
	6/30/86**	591	25	1207	41	39	0	1902	6.40
Underemployed	1985-86*	1	0	0	0	0	0	1	0.01
	6/30/86**	3	0	5	0	0	0	9	0.03
Student	1985-86*	69	1	187	6	7	0	270	1.58
	6/30/86**	116	3	357	9	5	0	490	1.65
Temporarily Employed	1985-86*	44	0	24	1	3	0	73	0.43
	6/30/86**	61	0	40	4	2	0	107	0.36
Incarcerated	1985-86*	142	1	84	2	6	0	235	1.37
	6/30/86**	1091	8	907	9	20	0	2035	6.85
TOTAL	1985-86*	7685	480	7616	669	703	1	17154	100.00
	6/30/86**	13622	577	14026	792	695	0	29712	100.00

*Admissions during FY 1985-86

**Status population as of June 30, 1986

GROSS MONTHLY INCOME AT ARREST (INCARCERATED OFFENDERS)

CATEGORY	YEAR	WM	WF	BM	BF	OM	OF	TOTAL	PERCENT	CUMULATIVE PERCENT
000 — 100	1985-86*	2646	278	2876	456	213	1	6500	37.89	37.89
	6/30/86**	5718	372	6538	597	219	0	13444	45.25	45.25
101 — 200	1985-86*	57	1	77	5	2	0	142	0.83	38.72
	6/30/86**	119	2	169	5	3	0	298	1.00	46.25
201 — 300	1985-86*	62	4	107	10	4	0	187	1.09	39.81
	6/30/86**	123	4	208	15	5	0	355	1.19	47.45
301 — 400	1985-86*	190	22	270	25	26	0	533	3.11	42.92
	6/30/86**	334	26	504	23	23	0	911	3.07	50.51
401 — 500	1985-86*	267	22	430	28	34	0	781	4.55	47.47
	6/30/86**	489	23	766	33	34	0	1345	4.53	55.04
501 — 600	1985-86*	492	43	745	42	58	0	1381	8.05	55.52
	6/30/86**	824	36	1256	40	63	0	2219	7.47	62.51
601 — 700	1985-86*	325	10	491	15	41	0	883	5.15	60.66
	6/30/86**	522	12	744	14	39	0	1331	4.48	66.99
701 — 800	1985-86*	826	42	928	24	99	0	1919	11.19	71.85
	6/30/86**	1313	37	1342	25	91	0	2813	9.47	76.46
801 — 900	1985-86*	277	7	260	9	15	0	568	3.31	75.16
	6/30/86**	386	7	404	9	12	0	818	2.75	78.21
901 — 1000	1985-86*	706	15	535	6	72	0	1334	7.78	82.94
	6/30/86**	1029	12	755	9	68	0	1873	6.30	85.52
1001 — 1500	1985-86*	972	22	610	11	87	0	1702	9.92	92.86
	6/30/86**	1437	30	859	14	84	0	2425	8.16	93.68
1501 — 2000	1985-86*	527	10	195	4	35	0	771	4.50	97.36
	6/30/86**	770	11	269	5	35	0	1091	3.67	97.35
Over 2000	1985-86*	337	2	92	4	18	0	453	2.64	100.00
	6/30/86**	553	4	211	2	18	0	788	2.65	100.00
TOTAL	1985-86*	7685	480	7616	669	703	1	17154	100.00	100.00
	6/30/86**	13622	577	14026	792	695	0	29712	100.00	100.00

*Admissions during FY 1985-86

**Status population as of June 30, 1986

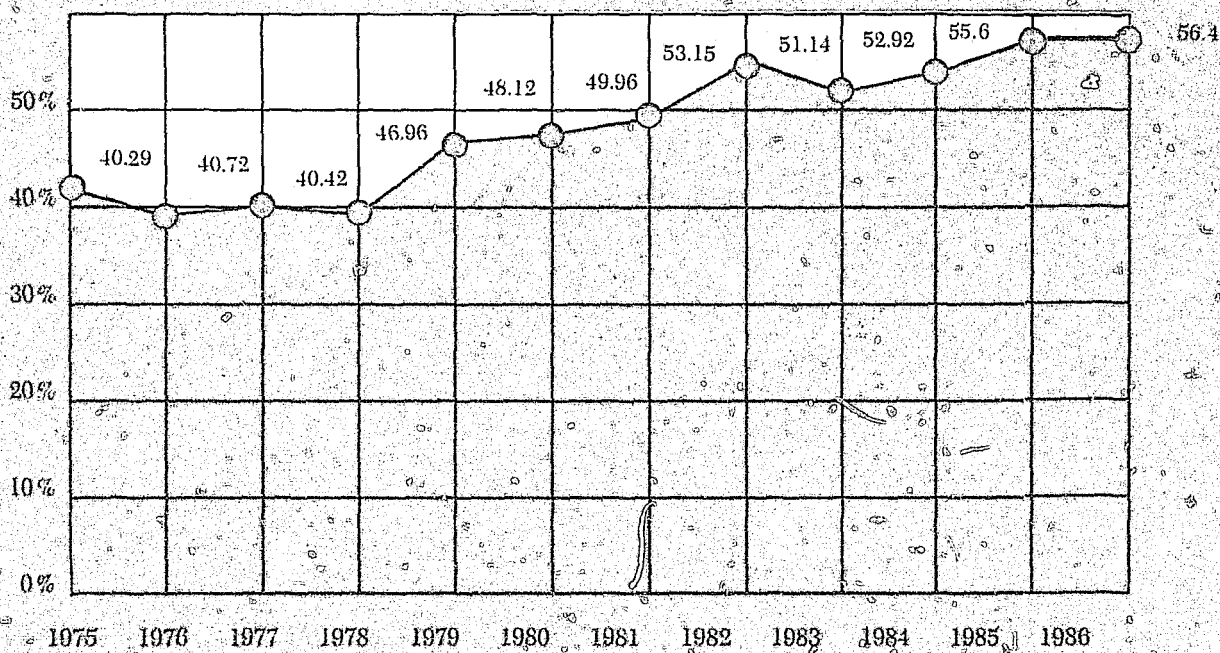
USE OF ALCOHOL AND/OR NARCOTICS (INCARCERATED OFFENDERS)

CATEGORY	YEAR	WM	WF	BM	BF	OM	OF	TOTAL	PERCENT
Neither	1985-86*	771	124	1214	180	162	0	2551	14.29
	6/30/86**	1834	158	2772	198	160	0	5122	17.24
Light Alcohol-LA	1985-86*	1390	33	1554	78	227	0	3283	19.14
	6/30/86**	2695	59	3011	116	229	0	6110	20.56
Heavy Alcohol-HA	1985-86*	1150	42	472	24	54	1	1743	10.18
	6/30/86**	2033	52	945	40	49	0	3118	10.49
Light Narcotics-LN	1985-86*	253	18	534	42	20	0	867	5.05
	6/30/86**	413	28	996	56	21	0	1515	5.10
Heavy Narcotics-HN	1985-86*	241	130	452	201	37	0	1065	6.21
	6/30/86**	392	125	698	201	35	0	1451	4.88
LA and LN	1985-86*	1473	16	1709	28	85	0	3311	19.30
	6/30/86**	2119	28	2346	45	84	0	5122	17.24
LA and HN	1985-86*	788	54	1021	90	76	0	2029	11.83
	6/30/86**	1240	52	1527	103	71	0	3992	10.07
HN and LN	1985-86*	626	25	199	6	13	0	869	5.07
	6/30/86**	1131	22	444	9	15	0	1622	5.48
HA and HN	1985-86*	990	38	460	19	29	0	1537	8.96
	6/30/86**	1766	52	789	25	31	0	2663	8.96
TOTAL	1985-86*	7685	480	7616	669	703	1	17154	10.00
	6/30/86**	13622	577	14026	792	695	0	29712	10.00

*Admissions during FY 1985-86

**Status population as of June 30, 1986

ADMITTED NARCOTICS USE REPORTED BY INMATES COMMITTED TO THE DEPARTMENT OF CORRECTIONS



PROBATION AND PAROLE STATISTICS

The following pages contain statistics concerning probationers and parolees under the supervision of the Department of Corrections. The probation and parole caseload continues to increase. The Department continues its emphasis upon diversionary programs and these programs, hopefully, will reduce the number of institutional beds necessary in the future. Consequently, an even greater probation and parole caseload is anticipated in the years to come.

In the following tables, misdemeanor probation reflects cases originally filed in circuit court as felonies that were reduced to misdemeanors and subsequently placed on probation.

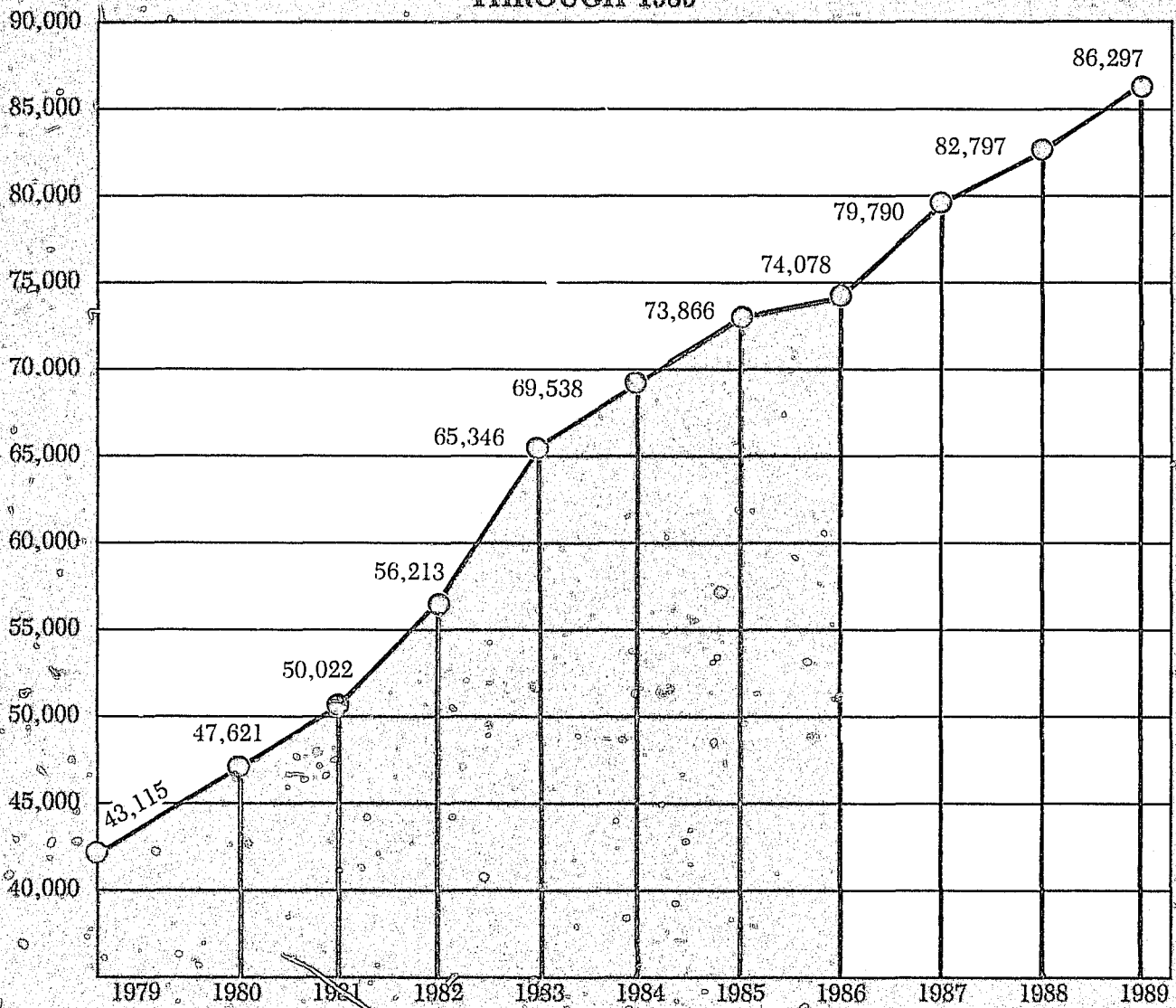
POPULATION UNDER COMMUNITY SUPERVISION

	1984-85	1985-86
POPULATION UNDER PAROLE AND PROBATION SUPERVISION ON JULY 1	69,538	73,866
Intakes ¹	48,163	47,569
Terminations ²	43,835	47,357
POPULATION UNDER PAROLE AND PROBATION SUPERVISION ON JUNE 30	73,866	74,078
POPULATION UNDER PRETRIAL SUPERVISION ON JULY 1	4,065	3,449
Intakes	4,876	5,210
Terminations	5,492	5,289
POPULATION UNDER PRETRIAL SUPERVISION ON JUNE 30	3,449	3,370
TOTAL POPULATION UNDER SUPERVISION	77,315	77,448

¹Includes all sources of intake (courts, prison, out-of-state, etc.)

²Includes all types of terminations (normal, expiration, death, etc.) including parole and probation revocations

ACTUAL PAROLE AND PROBATION CASELOAD UNDER SUPERVISION 1979-1989 AND CASELOAD PROJECTIONS THROUGH 1989*



*Projections from Criminal Justice Estimating Conference, 2/86
 **This does not include those under Pre-Trial Supervision.

**CASELOAD BY TYPE OF SUPERVISION
 (PROBATIONERS/PAROLEES)
 BY RACE/SEX**

CATEGORY	YEAR	WM	WF	BM	BF	OM	OF	TOTAL	PERCENT
Felony Probation	1985-86*	22343	4711	10379	2884	243	24	40584	76.89
	6/30/86**	34381	7477	15083	5905	697	80	64123	82.79
Misdemeanor Probation	1985-86*	457	95	185	55	1	1	793	1.50
	6/30/86**	394	96	175	64	1	1	731	0.94
Parole	1985-86*	998	59	629	55	17	0	1758	3.33
	6/30/86**	2079	110	1537	133	22	1	3883	5.01
Community Control	1985-86*	2301	335	1391	240	23	3	4293	8.13
	6/30/86**	2986	476	1495	331	26	5	5314	6.86
Work Release	1985-86*	94	23	15	7	1	0	141	0.27
	6/30/86**	14	4	8	1	0	0	27	0.04
Pre-Trial Intervention	1985-86*	2559	1226	779	541	68	36	5210	9.87
	6/30/86**	1563	853	446	447	36	24	3370	4.35
TOTALS	1985-86*	28752	6450	13379	3781	353	64	52779	100.00
	6/30/86**	41911	9017	18745	6881	783	111	77448	100.00

*Admissions during FY 1985-86
 **Status population as of June 30, 1986

**CASE ORIGIN
(PROBATIONERS/PAROLEES)
BY RACE/SEX**

CATEGORY	YEAR	WM	WF	BM	BF	OM	OF	TOTAL	PERCENT
Florida	1985-86*	27077	6197	13165	3748	327	62	50575	95.82
	6/30/86**	40284	8774	18542	6850	763	110	75322	97.26
Other State	1985-86*	1675	253	214	33	26	2	2204	4.18
	6/30/86**	1627	243	203	31	20	1	2126	2.74
TOTALS	1985-86*	28752	6450	13379	3781	353	64	52779	100.00
	6/30/86**	41911	9017	18745	6881	783	111	77448	100.00

*Admissions during FY 1985-86

**Status population as of June 30, 1986

**CASE OF ORIGIN
(PROBATIONERS/PAROLEES)
BY CATEGORY OF SUPERVISION**

CATEGORY	YEAR	FELONY PROBATION	MISDEMEANOR PROBATION	PAROLE	COMMUNITY CONTROL	WORK RELEASE	PRE-TRIAL INTERVENTION	TOTAL	PERCENT
Florida	1985-86*	38890	760	1685	4114	135	4992	50575	95.82
	6/30/86**	62363	711	3776	5168	26	3278	75322	97.26
Other State	1985-86*	1695	33	73	179	6	218	2204	4.18
	6/30/86**	1760	20	107	146	1	92	2126	2.74
TOTALS	1985-86*	40584	793	1758	4293	141	5210	52779	100.00
	6/30/86**	64123	731	3883	5314	27	3370	77448	100.00

*Admissions during FY 1985-86

**Status population as of June 30, 1986

**COUNTY OF SUPERVISION
(PROBATIONERS/PAROLEES)
BY RACE/SEX**

COUNTY	YEAR	WM	WT	BM	BF	OM	OF	TOTAL	PERCENT
Out of State	1985-86*	1	0	0	0	0	0	1	0.00
	6/30/86**	11	0	3	2	0	0	16	0.02
Alachua	1985-86*	396	87	293	108	2	1	887	1.68
	6/30/86**	486	85	420	163	1	0	1155	1.49
Baker	1985-86*	29	2	9	2	1	0	43	0.08
	6/30/86**	32	2	13	2	1	0	50	0.06
Bay	1985-86*	534	177	111	41	4	1	868	1.64
	6/30/86**	632	183	154	83	4	1	1057	1.37
Bradford	1985-86*	39	6	10	2	0	0	57	0.11
	6/30/86**	67	12	14	8	0	0	101	0.13
Brevard	1985-86*	992	154	310	65	8	0	1530	2.90
	6/30/86**	1329	229	400	142	9	0	2108	2.72
Broward	1985-86*	3617	746	2001	510	41	9	6924	13.12
	6/30/86**	5611	1147	2741	908	115	16	10538	13.61
Calhoun	1985-86*	9	0	4	0	0	0	13	0.02
	6/30/86**	16	4	8	3	0	0	31	0.04
Charlotte	1985-86*	88	27	6	1	0	0	122	0.23
	6/30/86**	158	53	15	5	1	0	232	0.30
Citrus	1985-86*	121	15	7	0	0	0	143	0.27
	6/30/86**	196	33	10	2	0	0	241	0.31
Clay	1985-86*	197	60	29	15	1	0	302	0.57
	6/30/86**	298	90	46	24	2	3	463	0.60
Collier	1985-86*	233	50	34	14	1	0	332	0.63
	6/30/86**	341	86	49	27	3	1	507	0.65
Columbia	1985-86*	168	35	79	19	0	0	301	0.57
	6/30/86**	233	41	121	33	0	0	428	0.55
Dade	1985-86*	2581	428	2312	429	154	21	5926	11.23
	6/30/86**	3414	508	3019	607	483	55	8086	10.44
DeSoto	1985-86*	49	16	38	11	0	0	114	0.22
	6/30/86**	124	21	66	14	0	0	225	0.29
Dixie	1985-86*	36	4	12	0	0	0	52	0.10
	6/30/86**	68	6	18	3	0	0	95	0.12
Duval	1985-86*	1371	413	874	319	14	4	2995	5.68
	6/30/86**	1618	450	1100	484	14	3	3668	4.74
Escambia	1985-86*	951	306	504	180	2	1	1944	3.68
	6/30/86**	1134	335	668	327	0	1	2465	3.18
Flagler	1985-86*	88	18	12	13	0	0	131	0.25
	6/30/86**	100	21	24	21	0	0	166	0.21
Franklin	1985-86*	31	8	8	3	0	0	50	0.09
	6/30/86**	49	10	11	5	0	0	75	0.10
Gadsden	1985-86*	54	15	185	59	1	0	314	0.59
	6/30/86**	98	22	335	128	3	0	586	0.76
Gilchrist	1985-86*	11	2	0	0	0	0	13	0.02
	6/30/86**	17	2	2	0	0	0	21	0.03
Glades	1985-86*	11	1	3	0	0	0	15	0.03
	6/30/86**	11	3	3	0	0	0	17	0.02
Gulf	1985-86*	32	2	9	2	0	0	45	0.09
	6/30/86**	43	3	25	6	0	0	77	0.10

COUNTY OF SUPERVISION
(PROBATIONERS/PAROLEES)
BY RACE/SEX

COUNTY	YEAR	WM	WF	BM	BF	OM	OF	TOTAL	PERCENT
Hamilton	1985-86*	44	1	17	4	0	0	66	0.13
	6/30/86**	59	4	25	12	1	0	101	0.13
Hardee	1985-86*	84	23	14	8	0	0	129	0.24
	6/30/86**	112	26	24	7	0	1	170	0.22
Hendry	1985-86*	40	6	17	3	0	0	66	0.13
	6/30/86**	70	16	24	6	0	0	119	0.15
Hernando	1985-86*	143	38	19	2	0	0	202	0.38
	6/30/86**	199	45	27	14	0	0	285	0.37
Highlands	1985-86*	94	13	66	18	0	0	191	0.36
	6/30/86**	163	24	88	34	0	0	309	0.40
Hillsborough	1985-86*	2340	527	1155	322	80	19	4443	8.42
	6/30/86**	3780	799	1721	619	70	14	7003	9.04
Holmes	1985-86*	33	8	0	1	0	0	42	0.08
	6/30/86**	55	8	2	1	0	0	66	0.09
Indian River	1985-86*	131	25	88	20	1	0	265	0.50
	6/30/86**	195	41	97	24	0	0	357	0.46
Jackson	1985-86*	100	20	33	17	0	0	170	0.32
	6/30/86**	143	30	55	24	0	0	252	0.33
Jefferson	1985-86*	4	0	4	4	0	0	12	0.02
	6/30/86**	11	2	23	8	0	0	44	0.06
Lafayette	1985-86*	14	2	1	0	0	0	17	0.03
	6/30/86**	21	3	3	0	0	0	27	0.03
Lake	1985-86*	325	73	142	44	3	0	587	1.11
	6/30/86**	481	112	223	69	2	0	887	1.15
Lee	1985-86*	426	99	162	35	1	0	723	1.37
	6/30/86**	879	202	296	108	0	0	1485	1.92
Leon	1985-86*	485	145	470	178	0	1	1279	2.42
	6/30/86**	559	164	529	250	0	2	1504	1.94
Levy	1985-86*	43	9	28	4	0	0	84	0.16
	6/30/86**	53	13	27	4	0	0	97	0.13
Liberty	1985-86*	5	0	2	0	0	0	7	0.01
	6/30/86**	10	0	3	1	0	0	14	0.02
Madison	1985-86*	28	5	45	15	1	0	94	0.18
	6/30/86**	42	10	68	22	1	0	143	0.18
Manatee	1985-86*	380	101	146	45	0	0	672	1.27
	6/30/86**	494	119	141	58	1	0	813	1.05
Marion	1985-86*	497	125	194	43	1	0	860	1.63
	6/30/86**	777	160	275	88	2	0	1302	1.68
Martin	1985-86*	240	47	97	27	0	0	411	0.78
	6/30/86**	344	57	121	34	0	0	556	0.72
Monroe	1985-86*	412	65	52	9	4	0	542	1.03
	6/30/86**	530	88	66	14	9	1	708	0.91
Nassau	1985-86*	92	18	30	4	1	0	145	0.27
	6/30/86**	112	26	43	10	1	0	192	0.25
Okaloosa	1985-86*	337	75	47	20	2	0	481	0.91
	6/30/86**	480	143	105	60	2	0	790	1.02

**COUNTY OF SUPERVISION
(PROBATIONERS/PAROLEES)
BY RACE/SEX**

COUNTY	YEAR	WM	WF	BM	BF	OM	OF	TOTAL	PERCENT
Okeechobee	1985-86*	79	13	23	7	0	0	122	0.23
	6/30/86**	105	13	27	4	0	0	149	0.19
Orange	1985-86*	1361	271	712	198	5	2	2549	4.83
	6/30/86**	2244	443	1032	439	9	3	4171	5.39
Osceola	1985-86*	167	22	47	11	1	0	248	0.47
	6/30/86**	206	39	40	19	1	0	305	0.39
Palm Beach	1985-86*	1231	216	672	176	8	3	2306	4.37
	6/30/86**	2039	344	993	402	13	7	3799	4.90
Pasco	1985-86*	434	88	36	10	0	0	568	1.08
	6/30/86**	732	135	67	18	1	0	953	1.23
Pinellas	1985-86*	3261	863	730	275	0	0	5129	9.72
	6/30/86**	4885	1248	1201	662	4	1	8002	10.33
Polk	1985-86*	974	206	407	130	2	0	1719	3.26
	6/30/86**	1567	327	564	306	5	0	2769	3.58
Putnam	1985-86*	90	21	43	15	0	0	169	0.32
	6/30/86**	162	31	78	28	0	0	299	0.39
St. Johns	1985-86*	182	42	95	25	0	0	344	0.65
	6/30/86**	288	47	106	39	0	0	480	0.62
St. Lucie	1985-86*	315	73	252	50	1	0	691	1.31
	6/30/86**	354	80	290	56	2	0	782	1.01
Santa Rosa	1985-86*	133	20	13	5	0	0	171	0.32
	6/30/86**	215	56	22	15	0	0	308	0.40
Sarasota	1985-86*	574	153	144	60	0	0	931	1.76
	6/30/86**	741	191	198	77	0	0	1207	1.56
Seminole	1985-86*	606	139	151	66	2	0	964	1.83
	6/30/86**	953	206	284	108	4	1	1556	2.01
Sumter	1985-86*	128	30	41	9	1	0	209	0.40
	6/30/86**	124	36	70	14	2	0	246	0.32
Suwannee	1985-86*	82	8	43	12	0	0	145	0.27
	6/30/86**	150	21	50	19	0	0	240	0.31
Taylor	1985-86*	53	15	25	11	0	0	104	0.20
	6/30/86**	85	27	46	22	6	0	186	0.24
Union	1985-86*	12	3	4	1	0	0	20	0.04
	6/30/86**	27	7	3	3	0	0	40	0.05
Volusia	1985-86*	912	225	229	91	10	2	1469	2.78
	6/30/86**	1094	269	361	157	8	1	1890	2.44
Wakulla	1985-86*	71	11	10	8	0	0	100	0.19
	6/30/86**	75	12	18	15	0	0	120	0.15
Walton	1985-86*	122	20	14	3	0	0	159	0.30
	6/30/86**	158	28	26	8	0	0	220	0.28
Washington	1985-86*	28	13	7	1	0	0	49	0.09
	6/30/86**	52	16	16	5	0	0	89	0.11
TOTALS	1985-86*	28752	6450	13379	3781	353	64	52779	100.00
	6/30/86**	41911	9017	18745	6881	783	111	77448	100.00

*Admissions during FY 1985-86
**Status populations as of June 30, 1986

COUNTY OF SUPERVISION
(PROBATIONERS/PAROLEES)
BY CATEGORY OF SUPERVISION

CATEGORY	YEAR	FELONY PROBATION	MISDEMEANOR PROBATION	PAROLE	COMMUNITY CONTROL	WORK RELEASE	PRE-TRIAL INTERVENTION	TOTAL	PERCENT
Out of State	1985-86*	1	0	0	0	0	0	1	0.00
	6/30/86**	13	0	1	1	0	1	16	0.02
Alachua	1985-86*	682	13	30	72	2	88	887	1.68
	6/30/86**	956	11	58	79	0	50	1155	1.49
Baker	1985-86*	33	1	1	3	0	4	43	0.08
	6/30/86**	41	0	3	3	0	2	50	0.06
Bay	1985-86*	668	13	29	71	2	86	869	1.65
	6/30/86**	875	10	53	73	0	46	1057	1.36
Bradford	1985-86*	44	1	2	5	0	6	57	0.11
	6/30/86**	84	1	5	7	0	4	101	0.13
Brevard	1985-86*	1177	23	51	124	4	151	1530	2.90
	6/30/86**	1746	20	106	145	1	92	2109	2.72
Broward	1985-86*	5324	104	231	563	18	683	6924	13.12
	6/30/86**	8725	99	528	723	4	459	10538	13.61
Calhoun	1985-86*	10	0	0	1	0	1	13	0.02
	6/30/86**	26	0	2	2	0	1	31	0.04
Charlotte	1985-86*	94	2	4	10	0	12	122	0.23
	6/30/86**	192	2	12	16	0	10	232	0.30
Citrus	1985-86*	110	2	5	12	0	14	143	0.27
	6/30/86**	200	2	12	17	0	10	241	0.31
Clay	1985-86*	232	5	10	25	1	30	302	0.57
	6/30/86**	383	4	23	32	0	20	463	0.60
Collier	1985-86*	255	5	11	27	1	33	332	0.63
	6/30/86**	420	5	25	35	0	22	507	0.65
Columbia	1985-86*	231	5	10	24	1	30	301	0.57
	6/30/86**	354	4	21	29	0	19	428	0.55
Dade	1985-86*	4556	89	197	482	16	585	5926	11.23
	6/30/86**	6694	76	405	555	3	352	8086	10.44
DeSoto	1985-86*	88	2	4	9	0	11	114	0.22
	6/30/86**	186	2	11	15	0	10	225	0.29
Dixie	1985-86*	40	1	2	4	0	5	52	0.10
	6/30/86**	79	1	5	7	0	4	95	0.12
Duval	1985-86*	2303	45	100	244	8	296	2995	5.68
	6/30/86**	3037	35	184	252	1	160	3668	4.74
Escambia	1985-86*	1495	29	65	158	5	192	1944	3.68
	6/30/86**	2041	23	124	169	1	107	2465	3.78
Flagler	1985-86*	101	2	4	11	0	13	131	0.25
	6/30/86**	137	2	8	11	0	7	166	0.21
Franklin	1985-86*	38	1	2	4	0	5	50	0.09
	6/30/86**	62	1	4	5	0	3	75	0.10
Gadsden	1985-86*	241	5	10	26	1	31	314	0.59
	6/30/86**	485	6	29	40	0	25	586	0.76
Gilchrist	1985-86*	10	0	0	1	0	1	13	0.02
	6/30/86**	17	0	1	1	0	1	21	0.03
Glades	1985-86*	12	0	0	1	0	1	15	0.03
	6/30/86**	14	0	1	1	0	1	17	0.02
Gulf	1985-86*	35	1	1	4	0	4	45	0.09
	6/30/86**	64	1	4	5	0	3	77	0.10

**COUNTY OF SUPERVISION
(PROBATIONERS/PAROLEES)
BY CATEGORY OF SUPERVISION**

CATEGORY	YEAR	FELONY PROBATION	MISDEMEANOR PROBATION	PAROLE	COMMUNITY CONTROL	WORK- RELEASE	PRE-TRIAL INTERVENTION	TOTAL	PERCENT
Hamilton	1985-86*	51	1	2	5	0	7	66	0.13
	6/30/86**	84	1	5	7	0	4	101	0.13
Hardee	1985-86*	99	2	4	10	0	13	129	0.24
	6/30/86**	141	2	9	12	0	7	170	0.22
Hendry	1985-86*	51	1	2	5	0	7	66	0.13
	6/30/86**	99	1	6	8	0	5	119	0.15
Hernando	1985-86*	155	3	7	16	1	20	202	0.38
	6/30/86**	236	3	14	20	0	12	285	0.37
Highlands	1985-86*	147	3	6	16	1	19	191	0.36
	6/30/86**	256	3	15	21	0	13	309	0.40
Hillsborough	1985-86*	3417	67	148	361	12	439	4443	8.42
	6/30/86**	5798	66	351	481	2	305	7003	9.04
Holmes	1985-86*	32	1	1	3	0	4	42	0.08
	6/30/86**	55	1	3	5	0	3	66	0.09
Indian River	1985-86*	204	4	9	22	1	26	265	0.50
	6/30/86**	296	3	18	24	0	16	357	0.46
Jackson	1985-86*	131	3	6	14	0	17	170	0.32
	6/30/86**	209	2	13	17	0	11	252	0.33
Jefferson	1985-86*	9	0	0	1	0	1	12	0.02
	6/30/86**	36	0	2	3	0	2	44	0.06
Lafayette	1985-86*	13	0	1	1	0	2	17	0.03
	6/30/86**	22	0	1	2	0	1	27	0.03
Lake	1985-86*	451	9	20	48	2	58	587	1.11
	6/30/86**	735	8	44	61	0	39	887	1.15
Lee	1985-86*	556	11	24	59	2	71	723	1.37
	6/30/86**	1230	14	74	102	1	65	1485	1.92
Leon	1985-86*	984	19	43	104	3	126	1279	2.42
	6/30/86**	1245	14	75	103	1	65	1504	1.94
Levy	1985-86*	65	1	3	7	0	8	84	0.16
	6/30/86**	80	1	5	7	0	4	97	0.13
Liberty	1985-86*	5	0	0	1	0	1	7	0.01
	6/30/86**	12	0	1	1	0	1	14	0.02
Madison	1985-86*	72	1	3	8	0	9	94	0.18
	6/30/86**	118	1	7	10	0	6	143	0.18
Manatee	1985-86*	517	10	22	55	2	66	672	1.27
	6/30/86**	673	8	41	56	0	35	813	1.05
Marion	1985-86*	661	13	29	70	2	85	860	1.63
	6/30/86**	1078	12	65	89	0	57	1302	1.68
Martin	1985-86*	316	6	14	33	1	41	411	0.78
	6/30/86**	460	5	28	38	0	24	556	0.72
Monroe	1985-86*	417	8	18	44	1	54	542	1.03
	6/30/86**	586	7	36	49	0	31	708	0.91
Nassau	1985-86*	112	2	5	12	0	14	145	0.27
	6/30/86**	159	2	10	13	0	8	192	0.25
Okaloosa	1985-86*	370	7	16	39	1	47	481	0.91
	6/30/86**	654	7	40	54	0	34	790	1.02

**COUNTY OF SUPERVISION
(PROBATIONERS/PAROLEES)
BY CATEGORY OF SUPERVISION**

CATEGORY	YEAR	FELONY PROBATION	MISDEMEANOR PROBATION	PAROLE	COMMUNITY CONTROL	WORK RELEASE	PRE-TRIAL INTERVENTION	TOTAL	PERCENT
Okeechobee	1985-86*	94	2	4	10	0	12	122	0.23
	6/30/86**	123	1	7	10	0	6	149	0.19
Orange	1985-86*	1960	38	85	207	7	252	2549	4.83
	6/30/86**	3453	39	209	286	1	181	4171	5.39
Osceola	1985-86*	191	4	8	20	1	24	243	0.47
	6/30/86**	253	3	15	21	0	13	305	0.39
Palm Beach	1985-86*	1773	35	77	188	6	228	2306	4.37
	6/30/86**	3145	36	190	261	1	165	3799	4.90
Pasco	1985-86*	437	9	19	46	2	56	568	1.08
	6/30/86**	789	9	42	65	0	41	953	1.23
Pinellas	1985-86*	3944	77	171	417	14	506	5129	9.72
	6/30/86**	6625	76	401	549	3	348	8002	10.33
Polk	1985-86*	1322	26	57	140	5	170	1719	3.26
	6/30/86**	2293	26	139	190	1	121	2769	3.58
Putnam	1985-86*	130	3	6	14	0	17	169	0.32
	6/30/86**	248	3	15	21	0	13	299	0.39
St. Johns	1985-86*	265	5	11	28	1	34	344	0.65
	6/30/86**	397	5	24	33	0	21	480	0.62
St. Lucie	1985-86*	531	10	23	56	2	68	691	1.31
	6/30/86**	648	7	39	54	0	34	782	1.01
Santa Rosa	1985-86*	132	3	6	14	0	17	171	0.32
	6/30/86**	255	3	15	21	0	13	308	0.40
Sarasota	1985-86*	716	14	31	76	2	92	931	1.76
	6/30/86**	1000	11	61	83	0	53	1207	1.56
Seminole	1985-86*	741	14	32	78	3	95	964	1.83
	6/30/86**	1289	15	78	107	1	68	1556	2.01
Sumter	1985-86*	161	3	7	17	1	21	209	0.40
	6/30/86**	204	2	12	17	0	11	246	0.32
Suwannee	1985-86*	112	2	5	12	0	14	145	0.27
	6/30/86**	199	2	12	16	0	10	240	0.31
Taylor	1985-86*	80	2	3	8	0	10	104	0.20
	6/30/86**	154	2	9	13	0	8	186	0.24
Union	1985-86*	15	0	1	2	0	2	20	0.04
	6/30/86**	33	0	2	3	0	2	40	0.05
Volusia	1985-86*	1330	22	49	119	4	145	1469	2.78
	6/30/86**	1565	18	95	130	1	82	1890	2.44
Wakulla	1985-86*	77	2	3	8	0	10	100	0.19
	6/30/86**	99	1	6	8	0	5	120	0.15
Walton	1985-86*	122	2	5	13	0	16	159	0.30
	6/30/86**	182	2	11	15	0	10	220	0.28
Washington	1985-86*	38	1	2	4	0	5	49	0.09
	6/30/86**	74	1	4	6	0	4	89	0.11
TOTALS	1985-86*	40584	793	1758	4293	141	5210	52779	100.00
	6/30/86**	64123	731	3883	5314	27	3370	77448	100.00

*Admissions during FY 1985-86

**Status population as of June 30, 1986

**PROFILE OF PROBATIONS/PAROLEES
ADMISSIONS DURING FY 1985-86**

<i>The Typical White Male Probationer/Parolee Profile of the offenders admitted to supervision during the 1985-86 fiscal year.</i>	<i>The Typical Black Male Probationer/Parolee Profile of the offenders admitted to supervision during the 1985-86 fiscal year.</i>
<ul style="list-style-type: none"> ○ Age <ul style="list-style-type: none"> Under 21 Years (19.7%) 21 to 25 Years (27.9%) 26 to 30 Years (19.3%) Over 30 Years (33.1%) ○ Prior Felony Commitments (Over 1 Year) <ul style="list-style-type: none"> None (74.6%) One (13.5%) Two (5.7%) Three (2.7%) Four or More (3.5%) ○ Risk Classification at Admission <ul style="list-style-type: none"> Maximum (17.2%) Medium (78.4%) Minimum (4.4%) ○ Claims at Least Occasional use of Alcohol (78.1%) ○ Claims at Least Occasional use of Narcotics (49.6%) ○ Most Frequent of Offenses <ul style="list-style-type: none"> 1. Burglary (17.2%) 2. Larceny (17.1%) ○ Is Under Supervision 2 Years or Less (54.7%) ○ Is Under Probation Sentence 2 Years or Less (38.3%) ○ Is Under Parole Supervision 2 Years or Less (1.4%) ○ Is Under Sentence From Out of State (5.8%) 	<ul style="list-style-type: none"> ○ Age <ul style="list-style-type: none"> Under 21 Years (19.2%) 21 to 25 Years (27.4%) 26 to 30 Years (22.5%) Over 30 Years (30.9%) ○ Prior Felony Commitments (Over 1 Year) <ul style="list-style-type: none"> None (69.3%) One (15.5%) Two (7.6%) Three (3.2%) Four or More (4.4%) ○ Risk Classification at Admission <ul style="list-style-type: none"> Maximum (17.2%) Medium (80.7%) Minimum (2.1%) ○ Claims at Least Occasional use of Alcohol (68.3%) ○ Claims at Least Occasional use of Narcotics (45.0%) ○ Most Frequent of Offenses <ul style="list-style-type: none"> 1. Larceny (16.0%) 2. Burglary (15.3%) ○ Is Under Supervision 2 Years or Less (62.2%) ○ Is Under Probation Sentence 2 Years or Less (46.1%) ○ Is Under Parole Supervision 2 Years or Less (1.7%) ○ Is Under Sentence From Out of State (1.6%)

<i>The Typical White Female Probationer/Parolee Profile of the offenders admitted to supervision during the 1985-86 fiscal year.</i>	<i>The Typical Black Female Probationer/Parolee Profile of the offenders admitted to supervision during the 1985-86 fiscal year.</i>
<ul style="list-style-type: none"> ○ Age <ul style="list-style-type: none"> Under 21 Years (15.1%) 21 to 25 Years (29.2%) 26 to 30 Years (21.0%) Over 30 Years (34.7%) ○ Prior Felony Commitments (Over 1 Year) <ul style="list-style-type: none"> None (87.8%) One (7.2%) Two (2.8%) Three (.9%) Four or More (1.3%) ○ Risk Classification at Admission <ul style="list-style-type: none"> Maximum (13.4%) Medium (81.6%) Minimum (5.0%) ○ Claims at Least Occasional use of Alcohol (63.2%) ○ Claims at Least Occasional use of Narcotics (40.0%) ○ Most Frequent of Offenses <ul style="list-style-type: none"> 1. Larceny (23.8%) 2. Narcotics Possession (16.2%) ○ Is Under Supervision 2 Years or Less (63.0%) ○ Is Under Probation Sentence 2 Years or Less (39.7%) ○ Is Under Parole Supervision 2 Years or Less (.5%) ○ Is Under Sentence From Out of State (3.9%) 	<ul style="list-style-type: none"> ○ Age <ul style="list-style-type: none"> Under 21 Years (11.3%) 21 to 25 Years (28.7%) 26 to 30 Years (24.6%) Over 30 Years (35.4%) ○ Prior Felony Commitments (Over 1 Year) <ul style="list-style-type: none"> None (82.6%) One (11.2%) Two (3.1%) Three (1.9%) Four or More (1.2%) ○ Risk Classification at Admission <ul style="list-style-type: none"> Maximum (11.1%) Medium (86.0%) Minimum (2.9%) ○ Claims at Least Occasional use of Alcohol (51.6%) ○ Claims at Least Occasional use of Narcotics (28.9%) ○ Most Frequent of Offenses <ul style="list-style-type: none"> 1. Larceny (24.5%) 2. Family Offenses (16.8%) ○ Is Under Supervision 2 Years or Less (66.6%) ○ Is Under Probation Sentence 2 Years or Less (46.6%) ○ Is Under Parole Supervision 2 Years or Less (.7%) ○ Is Under Sentence From Out of State (.9%)

**PRIOR TERMS OF PROBATION
(PROBATIONERS/PAROLEES)
BY RACE/SEX**

CATEGORY	YEAR	WM	WF	BM	BF	OM	OF	TOTAL	PERCENT	CUMULATIVE PERCENT
NONE	1985-86*	21248	5186	10212	2966	302	48	39959	75.71	75.71
	6/30/86**	32196	7445	15065	5635	724	98	61164	78.97	78.97
1	1985-86*	5186	837	2088	571	51	8	8722	16.52	92.23
	6/30/86**	6870	1113	2580	827	55	9	11523	14.88	93.85
2	1985-86*	1454	266	636	132	0	0	2489	4.72	96.95
	6/30/86**	1819	294	661	197	0	0	2942	3.80	97.65
3	1985-86*	442	79	241	50	0	0	812	1.54	98.49
	6/30/86**	550	92	249	61	0	0	953	1.23	98.88
4	1985-86*	491	48	68	21	0	8	355	0.67	99.16
	6/30/86**	204	49	66	27	4	4	355	0.46	99.34
5	1985-86*	76	14	36	12	0	0	137	0.26	99.42
	6/30/86**	91	16	30	23	0	0	159	0.21	99.54
6	1985-86*	55	11	38	9	0	0	113	0.21	99.64
	6/30/86**	56	11	25	16	0	0	109	0.14	99.69
7	1985-86*	39	3	25	6	0	0	73	0.14	99.77
	6/30/86**	35	9	21	7	0	0	71	0.09	99.78
8	1985-86*	10	0	11	3	0	0	24	0.05	99.82
	6/30/86**	13	2	14	7	0	0	36	0.05	99.82
9 +	1985-86*	52	6	25	12	0	0	94	0.18	100.00
	6/30/86**	76	16	34	11	0	0	137	0.18	100.00
TOTAL	1985-86*	28752	6450	13379	3781	353	64	52779	100.00	
	6/30/86**	41911	9017	18745	6881	783	111	77448	100.00	

*Admissions during FY 1985-86

**Status population as of June 30, 1986

**PRIOR TERMS OF PROBATION
(PROBATIONERS/PAROLEES)
BY CATEGORY OF SUPERVISION**

CATEGORY	YEAR	FELONY PROBATION	MISDEMEANOR PROBATION	PAROLE	COMMUNITY CONTROL	WORK RELEASE	PRE-TRIAL INTERVENTION	TOTAL	PERCENT	CUMULATIVE PERCENT
NONE	1985-86*	30726	600	1331	3250	107	3944	39959	75.71	75.71
	6/30/86**	50641	577	3067	4197	21	2661	61164	78.97	78.97
1	1985-86*	6706	131	291	709	23	861	8722	16.52	92.23
	6/30/86**	9540	109	578	791	4	501	11523	14.88	93.85
2	1985-86*	1914	37	83	202	7	246	2489	4.72	96.95
	6/30/86**	2436	28	147	202	1	128	2942	3.80	97.65
3	1985-86*	625	12	27	66	2	80	812	1.54	98.49
	6/30/86**	789	9	48	65	0	41	953	1.23	98.88
4	1985-86*	273	5	12	29	1	35	355	0.67	99.16
	6/30/86**	294	3	18	24	0	15	355	0.46	99.34
5	1985-86*	106	2	5	11	0	14	137	0.26	99.42
	6/30/86**	132	2	8	11	0	7	159	0.21	99.54
6	1985-86*	87	2	4	9	0	11	113	0.21	99.64
	6/30/86**	90	1	5	7	0	5	109	0.14	99.69
7	1985-86*	56	1	2	6	0	7	73	0.14	99.77
	6/30/86**	59	1	4	5	0	3	71	0.09	99.78
8	1985-86*	19	0	1	2	0	2	24	0.05	99.82
	6/30/86**	30	0	2	2	0	2	36	0.05	99.82
9 +	1985-86*	73	1	3	8	0	9	94	0.18	100.00
	6/30/86**	114	1	7	9	0	6	137	0.18	100.00
TOTAL	1985-86*	40584	793	1758	4293	141	5210	52779	100.00	
	6/30/86**	64123	731	3883	5314	27	3370	77448	100.00	

*Admissions during FY 1985-86

**Status population as of June 30, 1986

**PRIOR FELONY COMMITMENTS TO
(PROBATIONERS/PAROLEES)
BY RACE/SEX**

CATEGORY	YEAR	WM	WF	BM	BF	OM	OF	TOTAL	PERCENT	CUMULATIVE PERCENT
NONE	1985-86*	21439	5664	9262	3123	292	56	39835	75.48	75.48
	6/30/86**	32644	8029	13672	5999	694	108	61147	78.95	78.95
1	1985-86*	3897	465	2075	423	26	8	6893	13.06	88.54
	6/30/86**	5059	625	2757	585	56	3	9084	11.73	90.68
2	1985-86*	1843	183	1022	117	15	0	2982	5.65	94.18
	6/30/86**	2055	186	1208	177	19	0	3646	4.71	95.39
3	1985-86*	790	57	434	73	10	0	1365	2.59	96.77
	6/30/86**	908	81	503	65	11	0	1568	2.02	97.41
4	1985-86*	355	38	241	22	10	0	667	1.26	98.03
	6/30/86**	468	32	251	20	3	0	774	1.00	98.41
5	1985-86*	207	5	121	14	0	0	347	0.66	98.69
	6/30/86**	289	13	132	17	0	0	442	0.57	98.98
6	1985-86*	140	5	75	0	0	0	221	0.42	99.11
	6/30/86**	156	18	96	0	0	0	269	0.35	99.33
7	1985-86*	78	11	39	3	0	0	131	0.25	99.36
	6/30/86**	94	12	31	4	0	0	141	0.18	99.51
8	1985-86*	33	3	32	0	0	0	68	0.13	99.49
	6/30/86**	53	10	29	2	0	0	94	0.12	99.63
9+	1985-86*	169	19	78	6	0	0	271	0.51	100.00
	6/30/86**	187	10	75	13	0	0	285	0.37	100.00
TOTAL	1985-86*	28752	6450	13379	3761	353	64	52779	100.00	
	6/30/86**	41911	9017	18745	6881	783	111	77448	100.00	

*Admissions during FY 1985-86

**Status population as of June 30, 1986

**PRIOR FELONY COMMITMENTS
(PROBATIONERS/PAROLEES)
BY CATEGORY OF SUPERVISION**

CATEGORY	YEAR	FELONY PROBATION	MISDEMEANOR PROBATION	PAROLE	COMMUNITY CONTROL	WORK RELEASE	PRE-TRIAL INTERVENTION	TOTAL	PERCENT	CUMULATIVE PERCENT
NONE	1985-86*	30631	599	1327	3240	106	3932	39835	75.48	75.48
	6/30/86**	52226	577	3066	4196	21	2661	61147	78.95	78.95
1	1985-86*	5300	104	230	561	18	680	6893	13.06	88.54
	6/30/86**	7521	86	455	623	3	395	9084	11.73	90.68
2	1985-86*	2293	45	99	243	8	294	2982	5.65	94.18
	6/30/86**	3018	34	183	250	1	159	3646	4.71	95.39
3	1985-86*	1050	21	45	111	4	135	1365	2.59	96.77
	6/30/86**	1298	15	79	108	1	68	1568	2.02	97.41
4	1985-86*	513	10	22	54	2	66	667	1.26	98.03
	6/30/86**	641	7	39	53	0	34	774	1.00	98.41
5	1985-86*	267	5	12	28	1	34	347	0.66	98.69
	6/30/86**	366	4	22	30	0	19	442	0.57	98.98
6	1985-86*	170	3	7	18	1	22	221	0.42	99.11
	6/30/86**	223	3	13	18	0	12	269	0.35	99.33
7	1985-86*	101	2	4	11	0	13	131	0.25	99.36
	6/30/86**	117	1	7	10	0	6	141	0.18	99.51
8	1985-86*	52	1	2	5	0	7	68	0.13	99.49
	6/30/86**	78	1	5	6	0	4	94	0.12	99.63
9+	1985-86*	208	4	9	22	1	27	271	0.51	100.00
	6/30/86**	236	3	14	20	0	12	285	0.37	100.00
TOTAL	1985-86*	40584	793	1758	4203	141	5210	52779	100.00	
	6/30/86**	64123	731	3883	5314	27	3370	77448	100.00	

*Admissions during FY 1985-86

**Status population as of June 30, 1986

**PRIMARY OFFENSE
(PROBATIONER/PAROLEES)
BY RACE/SEX**

CATEGORY	YEAR	WM	WF	BM	BF	OM	OF	TOTAL	PERCENT
Homicide, Life	1985-86*	7	1	9	0	0	0	18	0.03
	6/30/86**	44	3	102	2	0	0	151	0.20
Homicide, Other	1985-86*	153	22	101	17	0	0	292	0.55
	6/30/86**	383	72	365	79	4	0	903	1.17
Manslaughter	1985-86*	222	35	76	31	7	0	371	0.70
	6/30/86**	618	128	269	120	19	1	1156	1.49
Sexual Battery	1985-86*	358	7	164	0	3	0	532	1.01
	6/30/86**	822	12	442	1	13	0	1290	1.67
Assault and Battery Public Officer	1985-86*	687	155	219	79	3	0	1144	2.17
	6/30/86**	976	209	318	118	16	4	1641	2.12
Aggravated Battery	1985-86*	692	90	535	172	10	0	1499	2.84
	6/30/86**	1079	111	881	326	50	5	2352	3.04
Aggravated Assault	1985-86*	980	75	519	141	11	2	1728	3.27
	6/30/86**	1493	112	814	224	27	3	2673	3.45
Robbery, Armed	1985-86*	346	28	388	14	5	0	781	1.48
	6/30/86**	771	69	783	32	13	3	1670	2.16
Robbery, Unarmed	1985-86*	384	51	519	18	3	0	975	1.85
	6/30/86**	663	83	814	46	14	1	1622	2.09
Arson	1985-86*	222	35	65	18	2	0	342	0.65
	6/30/86**	359	55	113	46	6	1	579	0.75
Assault, Other	1985-86*	162	25	78	18	0	0	282	0.53
	6/30/86**	165	16	85	22	0	0	288	0.37
Obstructing the Police	1985-86*	686	105	246	65	10	2	1114	2.11
	6/30/86**	811	129	319	83	7	1	1350	1.74
Kidnapping	1985-86*	111	29	50	1	2	0	192	0.36
	6/30/86**	183	35	68	5	7	0	297	0.38
Escape	1985-86*	165	20	49	11	0	0	244	0.46
	6/30/86**	162	24	50	9	0	0	245	0.32
Other Escape	1985-86*	15	13	12	12	0	2	54	0.10
	6/30/86**	32	26	19	13	0	1	91	0.12
Burglary	1985-86*	4946	295	2045	96	52	0	7433	14.08
	6/30/86**	7010	412	2798	140	109	1	10469	13.52
Larceny	1985-86*	4929	1538	2144	928	64	26	9630	18.25
	6/30/86**	6278	2129	2586	1347	95	41	12475	16.11
Extortion	1985-86*	56	8	6	2	3	2	78	0.15
	6/30/86**	75	11	12	7	2	0	107	0.14
Fraud	1985-86*	1541	1041	573	458	18	0	3631	6.88
	6/30/86**	1828	1217	784	820	23	5	4678	6.04
Bribery	1985-86*	27	1	17	4	2	0	50	0.09
	6/30/86**	46	2	17	7	4	0	75	0.10
Narcotics, Sale and Manufacture	1985-86*	2695	647	1351	195	47	7	4941	9.36
	6/30/86**	4779	995	1627	292	115	12	7819	10.10
Narcotics Possession	1985-86*	4012	1045	1992	970	44	11	7473	14.16
	6/30/86**	5549	1396	2341	1435	101	15	9836	12.70
Weapons Offenses	1985-86*	1111	94	809	103	29	0	2145	4.06
	6/30/86**	1472	96	1103	146	47	3	2867	3.70
Stolen Property Receive/Conceal	1985-86*	621	89	280	38	5	0	1032	1.95
	6/30/86**	1065	155	415	58	14	0	1707	2.20

**PRIMARY OFFENSE
(PROBATIONERS/PAROLEES)
BY RACE/SEX**

CATEGORY	YEAR	WM	WF	BM	BF	OM	OF	TOTAL	PERCENT
Burglary Tools	1985-86*	49	1	20	4	3	0	77	0.15
	6/30/86**	69	2	31	2	4	0	108	0.14
Racketeering	1985-86*	19	1	4	0	0	0	23	0.04
	6/30/86**	45	4	3	0	0	0	53	0.07
Embezzlement	1985-86*	21	1	2	1	0	0	26	0.05
	6/30/86**	36	9	6	5	0	0	56	0.07
Forgery	1985-86*	851	435	436	275	3	4	2005	3.80
	6/30/86**	1001	617	501	407	11	3	2539	3.28
Unlawful Abortion	1985-86*	0	0	0	0	0	0	0	0.00
	6/30/86**	1	0	0	0	0	0	1	0.00
Auto Theft, Motor Vehicle Crime	1985-86*	581	36	172	21	5	0	815	1.54
	6/30/86**	680	43	167	19	13	0	922	1.19
Property Crimes	1985-86*	161	21	34	8	3	0	228	0.43
	6/30/86**	212	26	54	14	7	1	315	0.41
Sexual Offenses (Excl. Sexual Bat.)	1985-86*	770	21	150	1	3	0	946	1.79
	6/30/86**	1623	35	262	3	37	0	1960	2.53
Perjury	1985-86*	55	12	31	8	2	0	107	0.20
	6/30/86**	67	16	29	15	2	0	129	0.17
Traffic Offenses	1985-86*	494	82	59	8	0	0	643	1.22
	6/30/86**	631	117	92	14	7	1	863	1.11
Public Order Crimes	1985-86*	256	37	41	14	3	2	355	0.67
	6/30/86**	274	45	41	14	2	0	376	0.49
Obscenity	1985-86*	3	0	0	0	0	0	3	0.01
	6/30/86**	14	3	2	0	0	0	20	0.03
Family Offenses	1985-86*	203	314	122	634	3	4	1281	2.43
	6/30/86**	365	656	354	1980	9	7	3372	4.35
Disrupting Public Peace	1985-86*	28	2	11	4	0	0	44	0.08
	6/30/86**	31	4	7	4	0	0	46	0.06
Computer and Copyright Crimes	1985-86*	6	6	1	1	2	0	16	0.03
	6/30/86**	11	8	1	2	0	0	22	0.03
Gambling and Bookmaking	1985-86*	104	23	43	12	5	0	186	0.35
	6/30/86**	146	24	61	22	7	1	262	0.34
Offenses against the Government	1985-86*	1	0	0	0	0	0	1	0.00
	6/30/86**	3	0	0	0	0	0	3	0.00
Commercial Sex Offenses	1985-86*	27	7	6	1	0	0	41	0.08
	6/30/86**	39	11	8	1	0	0	58	0.08
TOTALS	1985-86*	28752	6450	13379	3781	353	64	52779	100.00
	6/30/86**	41911	9017	18745	6881	783	111	77448	100.00

*Admissions during FY 1985-86

**Status population as of June 30, 1986

**PRIMARY OFFENSE
(PROBATIONERS/PAROLEES)
BY CATEGORY OF SUPERVISION**

CATEGORY	YEAR	FELONY PROBATION	MISDEMEANOR PROBATION	PAROLE	COMMUNITY CONTROL	WORK RELEASE	PRE-TRIAL INTERVENTION	TOTAL	PERCENT
Homicide, Life	1985-86*	14	0	1	1	0	2	18	0.03
	6/30/86**	125	1	8	10	0	7	151	0.20
Homicide, Other	1985-86*	224	4	10	24	1	29	292	0.55
	6/30/86**	748	9	45	62	0	39	903	1.17
Manslaughter	1985-86*	285	6	12	30	1	37	371	0.70
	6/30/86**	957	11	58	79	0	50	1156	1.49
Sexual Battery	1985-86*	409	8	18	43	1	53	532	1.01
	6/30/86**	1068	12	65	89	0	56	1290	1.67
Assault and Batt. Public Officer	1985-86*	880	17	38	93	3	113	1144	2.17
	6/30/86**	1359	15	82	113	1	71	1641	2.12
Aggravated Battery	1985-86*	1153	23	50	122	4	148	1499	2.84
	6/30/86**	1947	22	118	161	1	102	2352	3.04
Aggravated Assault	1985-86*	1329	26	58	141	5	171	1728	3.27
	6/30/86**	2213	25	134	183	1	116	2673	3.45
Robbery, Armed	1985-86*	601	12	26	64	2	77	781	1.48
	6/30/86**	1383	16	84	115	1	73	1670	2.16
Robbery, Unarmed	1985-86*	750	15	32	79	3	96	975	1.85
	6/30/86**	1343	15	81	111	1	71	1622	2.09
Arson	1985-86*	263	5	11	28	1	34	342	0.65
	6/30/86**	480	5	29	40	0	25	579	0.75
Assault, Other	1985-86*	217	4	9	23	1	28	282	0.53
	6/30/86**	238	3	14	20	0	13	288	0.37
Obstructing the Police	1985-86*	857	17	37	91	3	110	1114	2.11
	6/30/86**	1118	13	68	93	0	59	1350	1.74
Kidnapping	1985-86*	148	3	6	16	1	19	192	0.36
	6/30/86**	246	3	15	20	0	13	297	0.38
Escape	1985-86*	188	4	8	20	1	24	244	0.46
	6/30/86**	203	2	12	17	0	11	245	0.32
Other Escape	1985-86*	41	1	2	4	0	5	54	0.10
	6/30/86**	75	1	5	6	0	4	91	0.12
Burglary	1985-86*	5716	112	248	605	20	734	7433	14.08
	6/30/86**	8668	99	525	718	4	456	10469	13.52
Larceny	1985-86*	7405	145	321	783	26	951	9630	18.25
	6/30/86**	10320	118	625	856	4	543	12475	16.11
Extortion	1985-86*	60	1	3	6	0	8	78	0.15
	6/30/86**	89	1	5	7	0	5	107	0.14
Fraud	1985-86*	2792	55	121	295	10	358	3631	6.88
	6/30/86**	3873	44	235	321	2	204	4678	6.04
Bribery	1985-86*	38	1	2	4	0	5	50	0.09
	6/30/86**	62	1	4	5	0	3	75	0.10
Narcotics, Sale/ Manufacture	1985-86*	3799	74	165	402	13	488	4941	9.36
	6/30/86**	6474	74	392	537	3	340	7819	10.10
Narcotics Possession	1985-86*	5746	112	249	608	20	738	7473	14.16
	6/30/86**	8144	93	493	675	3	428	9836	12.70
Weapons Offenses	1985-86*	1650	32	71	175	6	212	2145	4.06
	6/30/86**	2373	27	144	197	1	125	2867	3.70
Stolen Property Rec./ Conceal	1985-86*	793	16	34	84	3	102	1032	1.95
	6/30/86**	1413	16	86	117	1	74	1707	2.20

**PRIMARY OFFENSE
(PROBATIONERS/PAROLEES)
BY CATEGORY OF SUPERVISION**

CATEGORY	YEAR	FELONY PROBATION	MISDEMEANOR PROBATION	PAROLE	COMMUNITY CONTROL	WORK RELEASE	PRE-TRIAL INTERVENTION	TOTAL	PERCENT
Burglary Tools	1985-86*	59	1	3	6	0	8	77	0.15
	6/30/86**	90	1	5	7	0	5	108	0.14
Racketeering	1985-86*	18	0	1	2	0	2	23	0.04
	6/30/86**	44	0	3	4	0	2	53	0.07
Embezzlement	1985-86*	20	0	1	2	0	3	26	0.05
	6/30/86**	47	1	3	4	0	2	56	0.07
Forgery	1985-86*	1541	30	67	163	5	198	2003	3.80
	6/30/86**	2102	24	127	174	1	110	2539	3.28
Unlawful Abortion	1985-86*	0	0	0	0	0	0	0	0.00
	6/30/86**	1	0	0	0	0	0	1	0.00
Auto Theft, Mtr. Veh. Crm.	1985-86*	627	12	27	66	2	60	815	1.54
	6/30/86**	763	9	46	63	0	40	922	1.19
Property Crimes	1985-86*	175	3	8	19	1	22	228	0.43
	6/30/86**	262	3	16	22	0	14	315	0.41
Sexual Offenses (Excl. Sex. Bat.)	1985-86*	227	14	31	77	3	93	946	1.79
	6/30/86**	1623	19	98	135	1	85	1960	2.53
Perjury	1985-86*	82	2	4	9	0	11	107	0.20
	6/30/86**	107	1	6	9	0	6	129	0.17
Traffic Offenses	1985-86*	494	10	21	52	2	63	643	1.22
	6/30/86**	714	8	43	59	0	38	863	1.11
Public Order Crimes	1985-86*	273	5	12	29	1	35	355	0.67
	6/30/86**	311	4	19	26	0	16	376	0.49
Obscenity	1985-86*	3	0	0	0	0	0	3	0.01
	6/30/86**	16	0	1	1	0	1	20	0.03
Family Offenses	1985-86*	985	19	43	104	3	126	1281	2.43
	6/30/86**	2791	32	169	231	1	147	3372	4.35
Disrupting Public Peace	1985-86*	34	1	1	4	0	4	44	0.08
	6/30/86**	38	0	2	3	0	2	46	0.06
Computer and Copyright Crm.	1985-86*	12	0	1	1	0	2	16	0.03
	6/30/86**	18	0	1	2	0	1	22	0.03
Gambling and Bookmaking	1985-86*	143	3	6	15	0	18	186	0.35
	6/30/86**	217	2	13	18	0	11	262	0.34
Offenses against the Government	1985-86*	1	0	0	0	0	0	1	0.00
	6/30/86**	3	0	0	0	0	0	3	0.00
Commercial Sex Offenses	1985-86*	31	1	1	3	0	4	41	0.08
	6/30/86**	42	1	3	4	0	3	58	0.08
TOTALS	1985-86*	40584	793	1758	4293	141	5210	52779	100.00
	6/30/86**	64123	731	3883	5314	27	3370	77448	100.00

*Admissions during FY 1985-86

**Status population as of June 30, 1986

**LENGTH OF SUPERVISION
(PROBATIONERS/PAROLEES)
BY RACE/SEX**

CATEGORY	YEAR	WM	WF	BM	BF	OM	OF	TOTAL	PERCENT	CUMULATIVE PERCENT
1 Year	1985-86*	6778	1996	3452	1167	116	26	13534	25.64	25.64
	6/30/86**	4400	1344	2292	858	67	16	8977	11.59	11.59
2 Years	1985-86*	8960	2068	4876	1350	109	26	17389	32.85	58.59
	6/30/86**	10101	2287	5533	1755	225	34	19935	25.74	37.33
3 Years	1985-86*	5837	1174	2473	611	57	5	10158	19.25	77.84
	6/30/86**	8916	2006	3866	1439	167	20	16415	21.19	58.53
4 Years	1985-86*	1413	250	525	112	12	1	2313	4.38	82.22
	6/30/86**	3049	572	1211	499	41	4	5376	6.94	65.47
5 Years	1985-86*	3892	737	1387	437	39	6	6499	12.31	94.53
	6/30/86**	9155	1903	3365	1764	187	27	16401	21.18	86.60
6 Years	1985-86*	315	40	136	20	1	0	511	0.97	95.50
	6/30/86**	1082	176	384	135	19	2	1798	2.32	88.97
7 Years	1985-86*	243	27	88	15	2	0	375	0.71	96.21
	6/30/86**	924	129	355	97	14	2	1522	1.96	90.93
8 Years	1985-86*	116	19	42	7	4	0	189	0.36	96.57
	6/30/86**	517	85	172	46	9	0	830	1.07	92.00
9 Years	1985-86*	68	5	21	3	0	0	97	0.18	96.75
	6/30/86**	267	39	104	31	2	0	443	0.57	92.57
10 Years	1985-86*	534	66	141	30	5	0	777	1.47	98.22
	6/30/86**	1663	253	562	150	33	2	2664	3.44	96.01
11 to 12 Years	1985-86*	115	17	38	7	0	0	177	0.34	98.56
	6/30/86**	353	48	144	32	3	2	582	0.75	96.77
13 to 15 Years	1985-86*	243	37	82	12	5	0	378	0.72	99.28
	6/30/86**	853	117	279	44	11	1	1305	1.69	98.45
16 to 20 Years	1985-86*	89	7	44	3	2	0	146	0.28	99.55
	6/30/86**	257	31	136	11	2	0	436	0.56	99.01
21 to 30 Years	1985-86*	44	5	16	1	0	0	67	0.13	99.68
	6/30/86**	125	9	63	5	0	0	203	0.26	99.28
31 to 40 Years	1985-86*	12	0	4	1	0	0	17	0.03	99.71
	6/30/86**	19	4	10	1	0	0	34	0.04	99.32
41 to 50 Years	1985-86*	5	1	6	0	0	0	13	0.02	99.73
	6/30/86**	11	1	8	2	0	0	23	0.03	99.35
Over 50 Years	1985-86*	6	0	4	0	0	0	11	0.02	99.75
	6/30/86**	9	1	7	1	0	0	19	0.02	99.37
Life	1985-86*	81	1	42	4	1	0	130	0.25	100.00
	6/30/86**	209	9	255	9	2	0	485	0.63	100.00
TOTAL	1985-86*	28752	6450	13379	3781	353	64	52779	100.00	
	6/30/86**	41911	9017	18745	6881	783	111	77448	100.00	
AVERAGE	1985-86*	2.9	2.4	2.6	2.3	2.6	1.7	2.7		
	6/30/86**	4.0	3.5	3.7	3.5	3.7	3.3	3.8		
MEDIAN	1985-86*	2.0	2.0	2.0	2.0	2.0	1.5	2.0		
	6/30/86**	3.0	3.0	3.0	3.0	3.0	2.7	3.0		
MODE	1985-86*	2.0	2.0	2.0	2.0	1.0	1.0	2.0		
	6/30/86**	2.0	2.0	2.0	5.0	2.0	2.0	2.0		

*Admissions during FY 1985-86
**Status population as of June 30, 1986

**INTELLIGENCE TEST SCORE
(INCARCERATED OFFENDERS)**

CATEGORY	YEAR	WM	WF	BM	BF	OM	OF	TOTAL	PERCENT	CUMULATIVE PERCENT
Under 70	1985-86*	381	20	2184	162	122	0	2869	16.72	16.72
	6/30/86**	598	34	3141	206	113	0	4091	13.77	13.77
70 -- 79	1985-86*	789	38	1997	165	145	0	3133	18.27	34.99
	6/30/86**	1284	41	3398	188	140	0	5061	17.03	30.80
80 -- 89	1985-86*	2032	85	1919	193	194	0	4423	25.78	60.77
	6/30/86**	3046	92	3712	214	184	0	7248	24.39	55.20
90 -- 99	1985-86*	1868	107	907	93	115	0	3090	18.01	78.79
	6/30/86**	3228	130	2161	109	119	0	5747	19.34	74.54
100 -- 109	1985-86*	1533	136	411	43	96	1	2220	12.94	91.73
	6/30/86**	3022	168	1126	57	95	0	4468	15.04	89.58
110 -- 119	1985-86*	797	68	158	13	29	0	1065	6.21	97.94
	6/30/86**	1819	81	404	17	29	0	2350	7.91	97.49
120 -- 129	1985-86*	239	26	26	1	1	0	293	1.71	99.65
	6/30/86**	556	32	60	0	2	0	650	2.19	99.67
130 -- 139	1985-86*	30	0	2	0	1	0	42	0.24	99.89
	6/30/86**	58	0	2	0	1	0	61	0.20	99.88
140 -- 149	1985-86*	0	0	0	0	0	0	0	0.00	99.89
	6/30/86**	3	0	0	0	0	0	3	0.01	99.89
150 and Over	1985-86*	7	0	12	0	0	0	19	0.11	100.00
	6/30/86**	0	0	23	0	1	0	33	0.11	100.00
TOTAL	1985-86*	7685	480	7616	669	703	1	17154	100.00	100.00
	6/30/86**	13622	577	14026	792	695	0	29712	100.00	100.00
AVERAGE	1985-86*	93.3	97.1	78.5	79.8	93.9	100.0	86.6		
	6/30/86**	95.1	96.8	81.2	79.6	84.2		89.3		
MEDIAN	1985-86*	93.0	99.0	76.0	80.0	84.0	100.0	86.0		
	6/30/86**	95.0	99.0	81.0	80.0	85.0		88.0		
MODE	1985-86*	80-89	100-109	70	80-89	80-89	100-109	80-89		
	6/30/86**	90-99	100-109	80-89	80-89	80-89		80-89		

*Admissions during FY 1985-86
**Status population as of June 30, 1986

**LENGTH OF RESIDENCE IN FLORIDA
(INCARCERATED OFFENDERS)**

CATEGORY	YEAR	WM	WF	BM	BF	OM	OF	TOTAL	PERCENT	CUMULATIVE PERCENT
Less than 30 days	1985-86*	205	13	309	9	17	0	342	2.00	2.00
	6/30/86**	641	19	345	13	17	0	1035	3.48	3.48
1 -- 6 Months	1985-86*	300	7	76	5	23	0	410	2.39	4.39
	6/30/86**	539	14	250	6	21	0	831	2.80	6.28
6 Months -- 2 Years	1985-86*	699	42	198	20	65	0	1025	5.97	10.36
	6/30/86**	1401	60	461	31	67	0	2019	6.80	13.08
2 Years -- 6 Years	1985-86*	1243	88	385	33	322	0	2072	12.08	22.44
	6/30/86**	2394	91	838	51	327	0	3701	12.46	25.53
6 Years -- 10 Years	1985-86*	864	70	307	36	84	0	1361	7.93	30.38
	6/30/86**	1452	76	634	40	81	0	2283	7.68	33.22
Over 10 Years but Not Life	1985-86*	2667	143	2289	194	161	0	5454	31.80	62.17
	6/30/86**	4394	179	4259	235	152	0	9220	31.03	64.25
Life	1985-86*	1707	117	4262	372	30	1	6889	37.83	100.00
	6/30/86**	2801	137	7240	415	30	0	10623	35.75	100.00
TOTAL	1985-86*	7685	480	7616	669	703	1	17154	100.00	
	6/30/86**	13622	577	14926	792	695	0	29712	100.00	

*Admissions during FY 1985-86
**Status population as of June 30, 1986

**EMPLOYMENT STATUS AT ARREST
(INCARCERATED OFFENDERS)**

CATEGORY	YEAR	WM	WF	BM	BF	OM	OF	TOTAL	PERCENT
Unemployed - Disabled	1985-86*	170	3	122	5	14	0	315	1.83
	6/30/86**	300	5	225	3	23	0	549	1.85
Unemployed	1985-86*	1986	256	2270	461	169	0	5141	29.97
	6/30/86**	3603	329	4401	556	162	0	9051	30.46
Full Time Employed	1985-86*	4919	197	4164	154	467	1	9898	57.70
	6/30/86**	7657	206	6384	171	452	0	15569	52.40
Part Time Employed	1985-86*	355	25	764	39	37	0	1221	7.12
	6/30/86**	591	25	1207	41	39	0	1902	6.40
Underemployed	1985-86*	1	0	0	0	0	0	1	0.01
	6/30/86**	3	0	5	0	0	0	8	0.03
Student	1985-86*	69	1	187	6	7	0	270	1.58
	6/30/86**	116	3	357	9	5	0	490	1.65
Temporarily Employed	1985-86*	44	0	24	1	3	0	73	0.43
	6/30/86**	61	0	40	4	2	0	107	0.36
Incarcerated	1985-86*	142	1	84	2	6	0	235	1.37
	6/30/86**	1091	8	907	9	20	0	2035	6.85
TOTAL	1985-86*	7685	480	7616	669	703	1	17154	100.00
	6/30/86**	13622	577	14026	792	695	0	29712	100.00

*Admissions during FY 1985-86
**Status population as of June 30, 1986

**GROSS MONTHLY INCOME AT ARREST
(INCARCERATED OFFENDERS)**

CATEGORY	YEAR	WM	WF	BM	BF	OM	OF	TOTAL	PERCENT	CUMULATIVE PERCENT
000 - 100	1985-86*	2646	278	2876	466	213	1	6500	37.89	37.89
	6/30/86**	5718	372	6538	597	219	0	13444	45.25	45.25
101 - 200	1985-86*	57	1	77	5	2	0	142	0.83	38.72
	6/30/86**	119	2	169	5	3	0	298	1.00	46.25
201 - 300	1985-86*	62	4	107	10	4	0	187	1.09	39.81
	6/30/86**	123	4	208	15	5	0	355	1.19	47.45
301 - 400	1985-86*	190	22	270	25	26	0	533	3.11	42.92
	6/30/86**	334	26	504	23	23	0	911	3.07	50.51
401 - 500	1985-86*	267	22	430	28	34	0	781	4.55	47.47
	6/30/86**	489	23	766	33	34	0	1345	4.53	55.04
501 - 600	1985-86*	492	43	745	42	58	0	1381	8.05	55.52
	6/30/86**	624	36	1255	40	63	0	2219	7.47	62.51
601 - 700	1985-86*	325	10	491	15	41	0	863	5.15	60.66
	6/30/86**	522	12	744	14	39	0	1337	4.48	66.99
701 - 800	1985-86*	826	42	928	24	99	0	1919	11.19	71.85
	6/30/86**	1318	37	1342	25	91	0	2813	9.47	76.46
801 - 900	1985-86*	277	7	260	9	15	0	568	3.31	75.16
	6/30/86**	386	7	404	9	12	0	818	2.75	79.21
901 - 1000	1985-86*	706	15	535	6	72	0	1334	7.78	82.94
	6/30/86**	1029	12	755	9	68	0	1873	6.30	85.52
1001 - 1500	1985-86*	972	22	610	11	87	0	1702	9.92	92.86
	6/30/86**	1437	30	859	14	84	0	2425	8.16	93.68
1501 - 2000	1985-86*	527	10	195	4	35	0	771	4.50	97.36
	6/30/86**	770	11	269	5	35	0	1091	3.67	97.35
Over 2000	1985-86*	337	2	92	4	18	0	453	2.64	100.00
	6/30/86**	553	4	211	2	18	0	788	2.65	100.00
TOTAL	1985-86*	7685	480	7616	669	703	1	17154	100.00	100.00
	6/30/86**	13622	577	14026	792	695	0	29712	100.00	100.00

*Admissions during FY 1985-86
**Status population as of June 30, 1986

PROBATION AND PAROLE STATISTICS

The following pages contain statistics concerning probationers and parolees under the supervision of the Department of Corrections. The probation and parole caseload continues to increase. The Department continues its emphasis upon diversionary programs and these programs, hopefully, will reduce the number of institutional beds necessary in the future. Consequently, an even greater probation and parole caseload is anticipated in the years to come.

In the following tables, misdemeanor probation reflects cases originally filed in circuit court as felonies that were reduced to misdemeanors and subsequently placed on probation.

POPULATION UNDER COMMUNITY SUPERVISION

	1984-85	1985-86
POPULATION UNDER PAROLE AND PROBATION SUPERVISION ON JULY 1	69,538	73,866
Intakes ¹	48,163	47,569
Terminations ²	43,835	47,357
POPULATION UNDER PAROLE AND PROBATION SUPERVISION ON JUNE 30	73,866	74,078
POPULATION UNDER PRETRIAL SUPERVISION ON JULY 1	4,065	3,449
Intakes	4,876	5,210
Terminations	5,492	5,289
POPULATION UNDER PRETRIAL SUPERVISION ON JUNE 30	3,449	3,370
TOTAL POPULATION UNDER SUPERVISION	77,315	77,448

¹Includes all sources of intake (courts, prison, out-of-state, etc.)

²Includes all types of terminations (normal, expiration, death, etc.) including parole and probation revocations

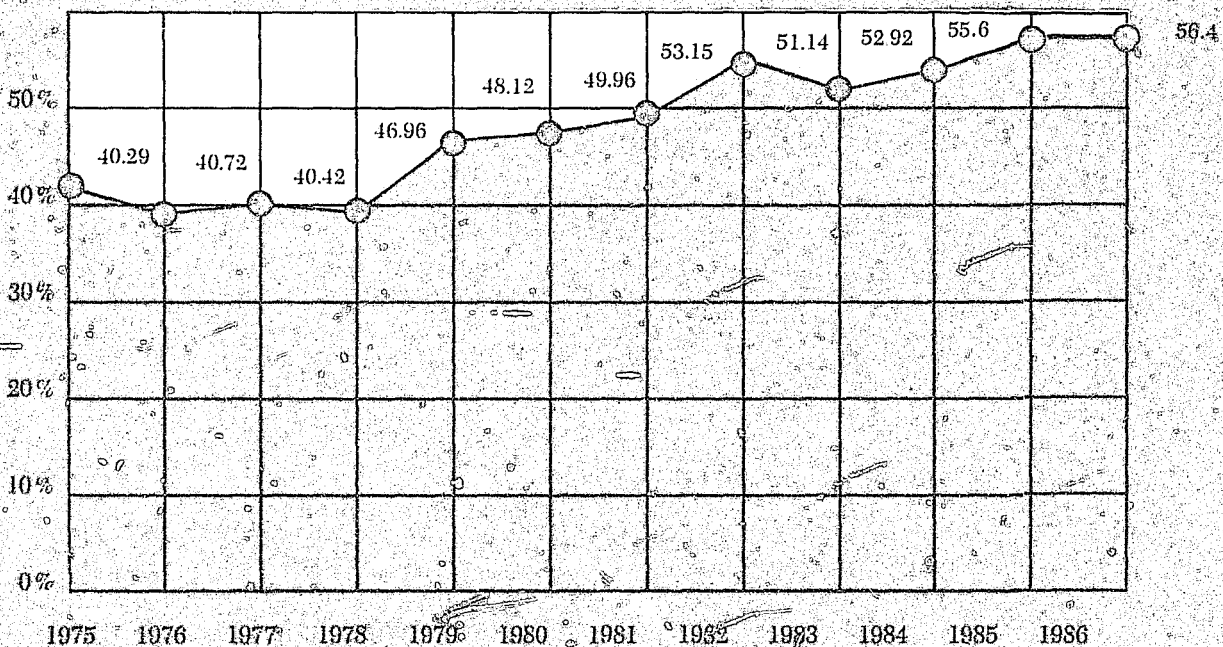
USE OF ALCOHOL AND/OR NARCOTICS (INCARCERATED OFFENDERS)

CATEGORY	YEAR	WM	WF	BM	BF	OM	OF	TOTAL	PERCENT
Neither	1985-86*	771	124	1214	180	162	0	2451	14.29
	6/30/86**	1834	158	2772	198	160	0	5121	17.24
Light Alcohol-LA	1985-86*	1390	33	1554	78	227	0	283	19.14
	6/30/86**	2695	50	3011	116	220	0	6110	20.56
Heavy Alcohol-HA	1985-86*	1150	42	472	24	54	1	1743	10.16
	6/30/86**	2033	52	945	40	49	0	3118	10.49
Light Narcotics-LN	1985-86*	253	18	534	42	20	0	867	5.05
	6/30/86**	413	28	996	56	21	0	1515	5.10
Heavy Narcotics-HN	1985-86*	244	130	452	201	37	0	1065	6.21
	6/30/86**	392	125	698	201	35	0	1451	4.88
LA and LN	1985-86*	1473	16	1709	28	85	0	3311	19.30
	6/30/86**	2119	28	2846	45	84	0	5122	17.24
LA and HN	1985-86*	788	54	1021	90	76	0	2029	11.83
	6/30/86**	1240	52	1527	103	71	0	2992	10.07
HN and LN	1985-86*	626	25	199	6	13	0	869	5.07
	6/30/86**	1131	22	444	9	15	0	1622	5.46
HA and HN	1985-86*	990	38	460	19	29	0	1537	8.96
	6/30/86**	1766	52	789	25	31	0	2663	8.96
TOTAL	1985-86*	7685	480	7616	669	703	1	17154	100.00
	6/30/86**	13622	577	14026	792	695	0	29712	100.00

*Admissions during FY 1985-86

**Status population as of June 30, 1986

ADMITTED NARCOTICS USE REPORTED BY INMATES COMMITTED TO THE DEPARTMENT OF CORRECTIONS



**AGE AS OF STATUS/ADMISSION DATE
(PROBATIONERS/PAROLEES)
BY CATEGORY OF SUPERVISION**

CATEGORY	YEAR	FELONY PROBATION	MISDEMEANOR PROBATION	PAROLE	COMMUNITY CONTROL	WORK RELEASE	PRE-TRIAL INTERVENTION	TOTAL	PERCENT	CUMMULATIVE PERCENT
16 and Below	1985-86*	83	2	4	9	0	11	108	0.21	0.21
	6/30/86**	31	0	2	3	0	2	38	0.05	0.05
17	1985-86*	349	7	15	37	1	45	454	0.86	1.06
	6/30/86**	159	2	10	13	0	8	192	0.25	0.30
18	1985-86*	1684	37	82	199	7	242	2451	4.64	5.71
	6/30/86**	842	10	51	70	0	44	1017	1.31	1.61
19	1985-86*	2663	52	115	282	9	342	3464	6.56	12.27
	6/30/86**	2133	24	129	177	1	112	2576	3.33	4.94
20	1985-86*	2458	48	106	260	9	316	3197	6.06	18.33
	6/30/86**	2882	33	175	239	1	151	3481	4.49	9.43
21	1985-86*	2505	49	109	265	9	322	3258	6.17	4.50
	6/30/86**	3285	37	199	272	1	173	3967	5.12	14.55
22	1985-86*	2387	47	103	252	8	306	3104	5.88	30.38
	6/30/86**	3508	40	212	291	1	184	4236	5.47	29.02
23	1985-86*	3266	44	98	240	8	291	2947	5.58	35.97
	6/30/86**	3472	40	210	288	1	182	4193	5.41	25.44
24	1985-86*	2136	42	93	226	7	274	2777	5.26	41.23
	6/30/86**	3407	39	206	282	1	179	4115	5.31	30.75
25	1985-86*	2070	40	90	219	7	266	2692	5.10	46.33
	6/30/86**	3338	38	202	277	1	175	4031	5.20	35.96
26-30	1985-86*	8404	164	364	889	29	1079	10930	20.71	67.04
	6/30/86**	14486	165	877	1201	6	761	17497	22.59	58.55
31-35	1985-86*	5372	105	233	588	19	690	6986	13.24	80.27
	6/30/86**	10024	114	607	831	4	527	12107	15.63	74.18
36-40	1985-86*	3238	63	140	343	11	416	4211	7.98	88.25
	6/30/86**	6337	72	384	525	3	333	7654	9.88	84.06
41-45	1985-86*	1928	38	83	204	7	247	2507	4.75	93.00
	6/30/86**	3962	45	240	328	2	208	4785	6.18	90.24
46-50	1985-86*	1119	22	48	118	4	144	1455	2.76	95.76
	6/30/86**	2482	28	150	206	1	130	2998	3.87	94.11
51-55	1985-86*	733	14	32	78	3	94	954	1.81	97.57
	6/30/86**	1556	18	94	129	1	82	1879	2.43	96.54
56-60	1985-86*	441	9	19	47	2	57	573	1.09	98.65
	6/30/86**	1019	12	62	84	0	54	1230	1.59	98.13
61-65	1985-86*	283	6	12	30	1	36	368	0.70	99.35
	6/30/86**	627	7	38	52	0	33	758	0.98	99.10
66 and Over	1985-86*	264	5	11	28	1	34	344	0.65	100.00
	6/30/86**	574	7	35	48	0	0	664	0.86	99.96
TOTALS	1985-86*	40584	793	1758	4293	141	5210	52779	100.00	
	6/30/86**	64123	731	3883	5314	27	3370	77448	99.96	
AVERAGE	1985-86*	29.4	29.4	32.3	29.0	27.0	28.4	29.3		
	6/30/86**	31.1	30.5	34.3	29.7	32.7	29.2	31.0		
MEDIAN	1985-86*	26.8	26.6	30.3	26.5	24.0	25.1	26.7		
	6/30/86**	28.0	28.0	32.0	27.0	29.0	26.0	28.0		
MODE	1985-86*	26-30	26-30	26-30	26-30	26-30	26-30	26-30		
	6/30/86**	26-30	26-30	26-30	26-30	26-30	26-30	26-30		

*Admissions during FY 1985-86

**Status population as of June 30, 1986

**CURRENT EMPLOYMENT STATUS
(PROBATIONERS/PAROLEES)
BY RACE/SEX**

CATEGORY	YEAR	WM	WF	BM	BF	OM	OF	TOTAL	PERCENT
Unemployed - Disabled	1985-86*	1080	324	658	311	14	8	2376	4.80
	6/30/86**	1297	446	882	484	28	10	3147	4.06
Unemployed	1985-86*	5784	2035	4151	1450	79	21	13515	25.61
	6/30/86**	6189	2649	4824	2477	149	43	16331	21.09
Full-Time	1985-86*	18821	3281	6528	1435	214	29	53309	57.43
	6/30/86**	30343	4719	10450	2848	529	43	48931	63.18
Part-Time	1985-86*	1482	461	1052	360	12	3	3371	6.39
	6/30/86**	2140	739	1469	700	32	7	5087	6.57
Underemployed	1985-86*	268	52	155	20	6	0	501	0.95
	6/30/86**	394	69	217	42	11	2	735	0.95
Student	1985-86*	445	101	326	76	14	3	965	1.83
	6/30/86**	553	144	354	141	9	3	1205	1.56
Other	1985-86*	893	198	509	129	18	0	1744	3.30
	6/30/86**	993	252	550	189	26	3	2013	2.60
TOTALS	1985-86*	28752	9017	18379	3281	353	64	52779	100.00
	6/30/86**	41911	9017	18745	6881	783	141	77448	100.00

*Admissions during FY 1985-86
**Status population as of June 30, 1986

**CURRENT EMPLOYMENT STATUS
(PROBATIONERS/PAROLEES)
BY CATEGORY OF SUPERVISION**

CATEGORY	YEAR	FELONY PROBATION	MISDEMEANOR PROBATION	PAROLE	COMMUNITY CONTROL	WORK RELEASE	PRE-TRIAL INTERVENTION	TOTAL	PERCENT
Unemployed - Disabled	1985-86*	1827	36	79	193	6	235	2376	4.50
	6/30/86**	2738	30	207	173	3	0	3147	4.06
Unemployed	1985-86*	10392	203	450	1099	36	1334	13515	25.61
	6/30/86**	14184	157	1073	599	18	0	16331	21.09
Full-Time	1985-86*	23308	455	1010	2465	81	2992	30309	57.43
	6/30/86**	42498	469	3214	2894	54	1	48931	63.18
Part-Time	1985-86*	2502	51	112	274	9	333	3371	6.39
	6/30/86**	4418	49	334	280	6	0	5087	6.57
Underemployed	1985-86*	385	8	17	41	1	49	501	0.95
	6/30/86**	638	7	48	40	1	0	735	0.95
Student	1985-86*	742	14	32	78	3	35	965	1.83
	6/30/86**	1046	12	79	66	1	0	1205	1.56
Other	1985-86*	1341	28	58	142	5	172	1744	3.30
	6/30/86**	1748	19	132	111	2	0	2013	2.60
TOTALS	1985-86*	40584	793	1758	4293	141	5210	52779	100.00
	6/30/86**	67266	743	5088	4264	85	2	77448	100.00

*Admissions during FY 1985-86
**Status population as of June 30, 1986

**EMPLOYMENT STATUS AT ARREST
(PROBATIONERS/PAROLEES)
BY RACE/SEX**

CATEGORY	YEAR	WM	WF	BM	BF	OM	OF	TOTAL	PERCENT
Unemployed- Disabled	1985-86*	74	12	34	2	0	0	123	0.23
	6/30/86**	204	37	152	43	2	0	438	0.57
Unemployed	1985-86*	599	117	398	79	7	0	1198	2.27
	6/30/86**	1423	313	952	352	22	2	3065	3.96
Full-Time	1985-86*	1118	132	532	42	15	0	1840	3.49
	6/30/86**	3409	409	1512	455	73	7	5865	7.57
Part-Time	1985-86*	91	11	77	12	3	0	193	0.37
	6/30/86**	318	54	202	78	6	2	660	0.85
Underemployed	1985-86*	24	2	18	0	0	0	44	0.08
	6/30/86**	80	12	49	16	0	0	157	0.20
Student	1985-86*	26	5	24	2	0	0	57	0.11
	6/30/86**	85	11	67	13	1	0	178	0.23
Temporarily Unemployed	1985-86*	4	0	0	0	0	0	4	0.01
	6/30/86**	11	1	2	0	0	9	15	0.02
Incarcerated	1985-86*	12	0	12	1	0	0	25	0.05
	6/30/86**	22	0	18	1	0	0	41	0.05
Other	1985-86*	26805	6171	12285	3642	329	64	49206	93.40
	6/30/86**	36358	8180	15790	5923	679	99	67029	86.55
TOTALS	1985-86*	28752	6450	13379	3781	353	64	52779	100.00
	6/30/86**	41911	9017	18745	6881	783	111	77448	100.00

*Admissions during FY 1985-86

**Status population as of June 30, 1986

**EMPLOYMENT STATUS AT ARREST
(PROBATIONERS/PAROLEES)
BY CATEGORY OF SUPERVISION**

CATEGORY	YEAR	FELONY PROBATION	MISDEMEANOR PROBATION	PAROLE	COMMUNITY CONTROL	WORK RELEASE	PRE-TRIAL INTERVENTION	TOTAL	PERCENT
Unemployed- Disabled	1985-86*	95	2	4	10	0	12	123	0.23
	6/30/86**	363	4	22	30	0	19	438	0.57
Unemployed	1985-86*	922	18	40	97	3	118	1198	2.27
	6/30/86**	2538	29	154	210	1	133	3065	3.96
Full-Time	1985-86*	1415	23	61	150	5	182	1840	3.49
	6/30/86**	4856	55	294	402	1	255	5865	7.57
Part-Time	1985-86*	149	3	6	16	1	19	193	0.37
	6/30/86**	546	6	33	45	0	29	660	0.85
Underemployed	1985-86*	34	1	1	4	0	4	44	0.08
	6/30/86**	130	1	8	11	0	7	157	0.20
Student	1985-86*	44	1	2	5	0	6	57	0.11
	6/30/86**	148	2	9	12	0	8	178	0.23
Temporarily Unemployed	1985-86*	3	0	0	0	0	0	4	0.01
	6/30/86**	12	0	1	1	0	1	15	0.02
Incarcerated	1985-86*	19	0	1	2	0	2	25	0.05
	6/30/86**	34	0	2	3	0	2	41	0.05
Other	1985-86*	37906	741	1642	4010	132	4866	49206	93.40
	6/30/86**	55496	833	3361	4599	23	2917	67029	86.55
TOTALS	1985-86*	40584	793	1758	4293	141	5210	52779	100.00
	6/30/86**	64123	731	3883	5314	270	3370	77448	100.00

*Admissions during FY 1985-86

**Status population as of June 30, 1986

CURRENT MONTHLY INCOME
(PROBATIONERS/PAROLEES)
BY RACE/SEX

CATEGORY	YEAR	WM	WF	BM	BF	OM	OF	TOTAL	PERCENT
000—100	1985-86*	12142	3522	7205	2168	187	43	25287	47.87
	6/30/86**	13646	4384	8493	3425	314	73	30334	39.17
101—200	1985-86*	352	137	208	117	0	0	814	1.52
	6/30/86**	562	234	383	244	9	0	1431	1.85
201—300	1985-86*	542	202	404	192	12	0	1352	2.56
	6/30/86**	970	387	654	431	25	1	2468	3.19
301—400	1985-86*	1478	411	876	317	14	0	3096	5.87
	6/30/86**	2133	676	1350	664	45	4	4872	6.29
401—500	1985-86*	1688	478	857	256	23	4	3302	6.28
	6/30/86**	2917	736	1482	648	54	7	5844	7.55
501—600	1985-86*	2367	495	1113	263	31	4	4273	8.10
	6/30/86**	4007	781	1891	560	71	6	7316	9.45
601—700	1985-86*	1216	230	481	124	9	4	2065	3.91
	6/30/86**	2186	403	885	301	26	4	3805	4.91
701—800	1985-86*	2759	356	925	135	28	0	4203	7.96
	6/30/86**	4706	553	1463	278	86	10	7097	9.16
801—900	1985-86*	855	142	257	59	8	0	1321	2.50
	6/30/86**	1615	195	502	109	30	3	2454	3.17
901—1000	1985-86*	1842	202	437	60	15	6	2563	4.86
	6/30/86**	3084	281	680	98	44	1	4188	5.41
1000—1500	1985-86*	2086	179	409	67	15	2	2759	5.23
	6/30/86**	3693	266	680	99	41	0	4779	6.17
1501—2000	1985-86*	873	56	128	8	6	2	1073	2.03
	6/30/86**	1504	68	184	9	24	0	1789	2.31
Over 2000	1985-86*	550	46	78	14	3	0	691	1.31
	6/30/86**	890	52	97	14	13	1	1068	1.38
TOTALS	1985-86*	28752	6450	13379	3781	353	64	52779	100.00
	6/30/86**	41911	9017	18745	6881	783	111	77448	100.00

*Admissions during FY 1985-86

**Status population as of June 30, 1986

**CURRENT MONTHLY INCOME
(PROBATIONERS/PAROLEES)
BY CATEGORY OF SUPERVISION
CURRENT MONTHLY SALARY TYPE SUP/STATUS**

CATEGORY	YEAR	FELONY PROBATION	MISDEMEANOR PROBATION	PAROLE	COMMUNITY CONTROL	WORK RELEASE	PRE-TRIAL INTERVENTION	TOTAL	PERCENT
000—100	1985-86*	19429	380	842	2055	67	2494	25267	47.87
	6/30/86**	25115	286	1521	2081	11	1320	30334	39.17
101—200	1985-86*	626	12	27	66	2	80	814	1.54
	6/30/86**	1185	14	72	98	0	62	1431	1.85
201—300	1985-86*	1040	20	45	110	4	133	1352	2.56
	6/30/86**	2044	23	124	169	1	107	2468	3.19
301—400	1985-86*	2381	47	103	252	8	306	3096	5.87
	6/30/86**	4034	46	244	334	2	212	4872	6.29
401—500	1985-86*	2539	50	110	329	9	326	3302	6.26
	6/30/86**	4839	55	293	401	2	254	5844	7.55
501—600	1985-86*	3336	64	142	348	11	422	4273	8.10
	6/30/86**	6057	69	367	502	3	318	7316	9.45
601—700	1985-86*	1588	31	69	168	6	204	2065	3.91
	6/30/86**	3151	36	191	261	1	166	3805	4.91
701—800	1985-86*	3232	63	140	342	11	415	4203	7.96
	6/30/86**	5878	67	356	487	2	309	7097	9.16
801—900	1985-86*	1016	20	44	107	4	130	1321	2.50
	6/30/86**	2032	23	123	168	1	107	2454	3.17
901—1000	1985-86*	1970	39	85	208	7	253	2563	4.86
	6/30/86**	3468	40	210	287	1	182	4188	5.41
1000—1500	1985-86*	2121	41	92	224	7	272	2759	5.23
	6/30/86**	3957	45	240	328	2	208	4779	6.17
1501—2000	1985-86*	825	16	36	87	3	106	1073	2.03
	6/30/86**	1481	17	90	123	1	78	1789	2.31
Over 2000	1985-86*	532	10	23	56	2	68	691	1.31
	6/30/86**	884	10	54	73	0	46	1088	1.38
TOTALS	1985-86*	40584	793	1758	4293	141	5210	52779	100.00
	6/30/86**	64123	731	3883	5314	27	3370	77448	100.00

*Admissions during FY 1985-86

**Status population as of June 30, 1986

**ALCOHOL NARCOTICS USAGE
(PROBATIONERS/PAROLEES)
BY RACE/SEX**

CATEGORY	YEAR	WM	WF	BM	BF	OM	OF	TOTAL	PERCENT
Neither	1985-86*	4553	1838	3100	1537	116	87	11181	21.18
	6/30/86**	6663	2567	4669	3194	296	63	17453	22.54
Light Alcohol	1985-86*	6827	1695	3416	1005	98	0	13041	24.71
	6/30/86**	9976	2403	5100	1874	216	24	19594	25.30
Heavy Alcohol- HA	1985-86*	3061	335	841	147	29	0	4413	8.36
	6/30/86**	4283	459	1326	226	35	2	6331	8.17
Light Narcotics- LN	1985-86*	1104	287	686	128	11	0	2216	4.20
	6/30/86**	1713	367	917	253	24	2	3275	4.23
Heavy Narcotics- HN	1985-86*	668	247	450	167	11	9	1552	2.94
	6/30/86**	1071	392	539	176	19	5	2203	2.84
LA and LN	1985-86*	7337	1234	3323	490	55	9	12448	23.59
	6/30/86**	10585	1702	4169	789	102	2	17349	22.40
LA and HN	1985-86*	1813	379	894	201	22	9	3218	6.29
	6/30/86**	3107	625	1221	250	58	10	5271	6.81
HA and LN	1985-86*	1993	190	323	35	11	0	2552	4.83
	6/30/86**	2606	229	444	42	22	0	3343	4.32
HA and HN	1985-86*	1397	246	346	70	0	0	2058	3.90
	6/30/86**	1907	273	359	77	11	2	2629	3.39
TOTALS	1985-86*	28752	6450	13379	3781	353	64	52779	100.00
	6/30/86**	41911	9017	18745	6881	783	111	77448	100.00

*Admissions during FY 1985-86

**Status population as of June 30, 1986

**ALCOHOL NARCOTICS USAGE
(PROBATIONERS/PAROLEES)
BY CATEGORY OF SUPERVISION**

CATEGORY	YEAR	FELONY PROBATION	MISDEMEANOR PROBATION	PAROLE	COMMUNITY CONTROL	WORK RELEASE	PRE-TRIAL INTERVENTION	TOTAL	PERCENT
Neither	1985-86*	8597	168	372	909	30	1104	11181	21.18
	6/30/86**	14450	165	875	1198	6	759	17453	22.54
Light Alcohol	1985-86*	10028	196	434	1061	35	1287	13041	24.71
	6/30/86**	16223	185	982	1344	7	855	19594	25.30
Heavy Alcohol- HA	1985-86*	3393	66	147	359	12	436	4413	8.36
	6/30/86**	5242	60	317	434	2	275	6331	8.17
Light Narcotics- LN	1985-86*	1704	33	74	180	6	219	2216	4.20
	6/30/86**	2711	31	164	225	1	143	3275	4.23
Heavy Narcotics- HN	1985-86*	1194	23	52	126	4	153	1552	2.94
	6/30/86**	1824	21	110	151	1	96	2203	2.84
LA and LN	1985-86*	9572	187	415	1013	33	1229	12448	23.59
	6/30/86**	14364	164	870	1190	6	755	17349	22.40
LA and HN	1985-86*	2551	50	111	270	9	327	3318	6.29
	6/30/86**	4365	50	264	362	2	229	5271	6.81
HA and LN	1985-86*	1962	38	85	208	7	252	2552	4.83
	6/30/86**	2768	32	168	229	1	145	3343	4.32
HA and HN	1985-86*	1583	31	69	167	5	203	2058	3.90
	6/30/86**	2176	25	132	180	1	114	2629	3.39
TOTALS	1985-86*	40584	793	1758	4293	141	5210	52779	100.00
	6/30/86**	64123	731	3883	5314	27	3370	77448	100.00

*Admissions during FY 1985-86

**Status population as of June 30, 1986

FINANCIAL STATEMENTS

**DEPARTMENT OF CORRECTIONS
 COST OF OPERATIONS OF FACILITIES PER INMATE DAY
 FISCAL YEAR ENDED 1985-86 COMPARED WITH PREVIOUS YEAR**

	<u>Per Diem Cost</u>	
	<u>1984-85</u>	<u>1985-86</u>
Major Institutions:		
Salaries	\$ 17.78	\$ 19.37
Other Personal Services	.19	.17
Expenses	5.00	6.36
Operating Capital Outlay	.43	.49
Food (Purchased)	2.05	2.10
Food (Donated & Produced)	.39	.38
Salary Incentive	.12	.16
Contract Education	.31	.43
Contract Management Services	.02	.05
Contract Mental Health Services	.10	.21
Total Major Institutions	\$ 26.39	\$ 29.72
Community Facilities:		
Salaries	\$ 12.83	\$ 13.74
Other Personal Services	.10	.09
Expenses	5.21	6.84
Operating Capital Outlay	.52	.44
Food (Purchased)	2.18	2.45
Food (Donated)	.21	.12
Total Community Facilities	\$ 21.05	\$ 23.67
Road Prisons:		
Salaries	\$ 25.32	\$ 26.32
Other Personal Services	.21	.33
Expenses	4.92	4.93
Operating Capital Outlay	.44	.39
Food (Purchased)	2.34	2.67
Food (Donated)	.33	.25
Salary Incentive	.12	.17
Total Road Prisons	\$ 33.68	\$ 35.05
Total All Facilities	\$ 25.94	\$ 29.16

**STATUS OF FIXED CAPITAL OUTLAY
PROJECTS APPROPRIATED FOR THE DEPARTMENT OF CORRECTIONS
AS OF JUNE 30, 1986**

Project Title	Revised Legislative Appropriation	Expanded Through 6/30/86	Appropriation Reverting 6/30/86	Unexpended Balance
Major Current Projects:				
New Institution-Lafayette County	\$ 4,437,080	\$ 3,497,734	\$ -0-	\$ 939,346
Correct Heating/Air Deficiencies- Reception & Medical Center	1,200,716	668,169	-0-	532,547
Site Acquisition & Planning	6,000,000	4,993,196	-0-	1,006,804
South Florida Reception Center	28,506,000	26,976,964	-0-	1,529,036
Expansion of 8 Community Corr. Ctrs.	5,706,188	5,641,501	-0-	64,687
New 100 Bed Community Corr. Ctr.	1,580,000	1,383,808	-0-	196,192
New & Expanded Community Corr. Ctr.	5,390,000	4,288,761	-0-	1,101,239
Correct Health & Sanitation Deficiencies	3,443,000	2,641,973	-0-	801,027
Major Repairs & Renovations Major Institutions	2,000,000	1,298,269	-0-	701,731
New Institution-Martin County	21,500,000	20,412,676	-0-	1,087,324
Complete Putnam Correctional Inst. Reception & Medical Center	1,400,000	800,366	-0-	599,634
Extended Care Nursing Facility	2,542,000	38,140	-0-	2,503,860
Major Repairs & Renovations	1,400,000	497,061	-0-	902,939
Complete Martin Correctional Inst.	7,100,00	6,421,841	-0-	678,159
Union Correctional Inst.-Confinement Fac.	6,580,000	6,386,058	-0-	193,942
Complete Okaloosa Correctional Inst.	700,000	246,165	-0-	453,835
Community Correctional Fac.-Dade Co.	1,353,049	76,904	-0-	1,276,145
Correctional Training Academy	800,000	37,002	-0-	762,998
Completion of Correctional Institutions	2,059,300	268,061	-0-	1,791,239
Telecommunications for Medical Purposes-So. Fla. Reception Center	800,000	145,771	-0-	654,229
Miscellaneous Projects:				
To Expand Capacity	27,068,494	26,232,362	614	835,518
To Provide Support Services	9,163,300	8,680,565	680	482,055
For Repairs, Renovations and Improvements	<u>20,309,023</u>	<u>12,320,119</u>	<u>162</u>	<u>7,988,742</u>
Department Total	<u>\$161,038,150</u>	<u>\$133,953,466</u>	<u>\$1,456</u>	<u>\$27,083,228</u>

**DEPARTMENT OF CORRECTIONS
 COMBINED STATEMENT OF GENERAL GOVERNMENTAL EXPENDITURE
 (GENERAL FUND) AND ENCUMBRANCES COMPARED WITH AUTHORIZATIONS
 FOR FISCAL YEAR ENDED JUNE 30, 1986**

Appropriation Category	Available Appropriation	Expenditures	Encumbrances	Inventory (Increase)/ Decrease	Unexpended Balance
Salaries	\$ 245,916,083	\$ 245,754,655	\$ -0-	\$ -0-	\$ 161,428
Other Personal Services	2,810,733	2,511,980	54,994	-0-	243,759
Expenses	76,191,179	75,381,915	187,994	506,715	114,555
Operating Capital Outlay	6,083,292	4,690,443	1,377,589	-0-	15,260
Food Products (Purchased)	21,921,381	21,919,031	128,833	164,827	38,344
Alternatives to Incarceration	200,000	200,000	-0-	-0-	-0-
Contract Management Services	463,667	446,946	-0-	-0-	16,721
Contract Education	4,060,146	3,886,075	48,675	-0-	125,396
Contract Mental Health Services	2,023,539	1,914,718	-0-	-0-	108,821
Cost of Supervision Payments	1,100,054	1,010,906	80,148	-0-	-0-
Return of Parole Violators	98,025	96,921	-0-	-0-	1,104
Salary Incentive Payments	1,489,960	1,477,359	-0-	-0-	12,601
Support Services	94,800	94,800	-0-	-0-	-0-
Tuition Payments	355,360	355,360	-0-	-0-	-0-
Discharge and Travel Pay	1,337,533	1,337,533	-0-	-0-	-0-
Data Processing Services	2,837,142	2,777,158	59,416	-0-	566
Donated Food	4,386,193	3,609,500	-0-	776,693	-0-
Produced Food	2,636	2,636	-0-	-0-	-0-
TOTAL	\$371,371,723	\$367,476,936	\$1,937,651	\$1,118,581	\$838,555

OFFICES AND FACILITIES

(SunCom numbers subject to change December 1, 1986, consult State of Florida Telephone Directory for current listings.)

CENTRAL OFFICE

1311 Winewood Blvd.
Tallahassee 32301.....488-5021
Louie L. Wainwright, Secretary.....488-7480
David D. Bachman, Deputy Secretary.....488-7860
Information Services.....488-0420
Inspector General.....488-9265
Inspection & Information.....488-2102
Internal Auditing.....488-5061
Legal Services.....488-2326
Legislative Programs.....488-0987

Operations; Assistant Secretary for
Harry X. Singletary.....488-8181
Deputy Assistant Secretary.....488-4557
Industries Operations.....488-1063
Interstate Compact.....488-2706
Security Coordination.....488-4430

Programs; Assistant Secretary for
Wilson C. Bell.....488-9940
Adult Services Program Office.....487-2475
Chaplaincy Services.....488-3570
Classification.....488-3940
Community Release & Furlough.....488-3835
Community Facilities.....488-3703
Youthful Offender Program Office.....488-6903
Education Services Program Office.....487-2270
Education Services.....488-4237

Probation & Parole Services
Program Office.....487-2539
Admission & Release Authority.....487-1986
Population Movement & Control.....487-1827
Commitments & Sentence Data.....487-3464
Offender Records.....488-2533
Planning, Research & Statistics.....488-8430

Management & Budget; Assistant Secretary for
William J. Thurber.....488-3800
Administrative Services
Director.....488-8309
Budget & Management Evaluation.....488-8637
Cost of Supervision.....488-0120
Facilities Services.....486-1330
Finance & Accounting.....488-8756
Grants Management.....488-1037
Payroll.....488-3625
General Services.....488-2715
Energy.....488-2715
Food Service.....488-0123
Property Management & Leases.....487-2848
Purchasing.....488-2715
Management Information Systems.....488-6316
Personnel.....488-3130
Staff Development.....487-2875

Health Services,
Assistant Secretary for
Bealer T. Rogers.....487-4702
Health Services.....488-2036

REGIONAL OFFICES

Region I

249 S. Jefferson Street
Marianna, Florida 32446
(904) 528-3651 SC 231-4676

Region II

P.O. Box 2400
2002 N.W. 13th Street, Suite 102
Gainesville, Florida 32602
(904) 376-1150 SC 620-5180

Region III

400 W. Robinson Street, Suite 909
Orlando, Florida 32801
(305) 423-6125 SC 344-6125

Region IV

Building C, Suite 101
3810 Inverrary Blvd.
Lauderhill, Florida 33319
(305) 739-2113 SC 451-5125

Region V

5422 West Bay Center Drive, Suite 101
Tampa, Florida 33609
(813) 272-3860 SC 571-3860

MAJOR INSTITUTIONS

Apalachee Correctional Institution
3 Miles West of Chattahoochee on US 90
P.O. Box 699
Sneads, Florida 32460
(904) 593-6431 SC 235-1011

Avon Park Correctional Institution

10 Miles N.E. of Avon Park on SR 64
P.O. Box 1100
Avon Park, Florida 33825
(813) 453-3174 SC 553-6599

Baker Correctional Institution

3.5 Miles East of Olustee on US 90
or 4.5 Miles West of I-10 and US 90 Exit
P.O. Box 500
Olustee, Florida 32072
(904) 752-9244 SC 649-1011

Brevard Correctional Institution

3 Miles North of Cocoa on US 1,
2 Miles West on Camp Road
P.O. Box 340
Shades, Florida 32959
(305) 632-6711 SC 328-1000

Broward Correctional Institution

8 Miles South of Andytown (SR 84) on US 27,
or 1.5 Miles N. of Hollywood Blvd. (SR 820 on US 27)
P.O. Box 8540
Pembroke Pines, Florida 33024
(305) 434-0050 SC 474-6201

Corrections Mental Health Institution

On the grounds of Florida State Hospital
in Chattahoochee
P.O. Box 875
Chattahoochee, Florida 32324
(904) 663-4061 SC 273-1011

Cross City Correctional Institution

½ Mile South of Cross City on US 19-98
P.O. Box 1500
Cross City, Florida 32628
(904) 498-5576 SC 629-1011

Dade Correctional Institution

P.O. Box 1289
Florida City, Florida 33030
(305) 245-3350 SC 423-3011

DeSoto Correctional Institution

15 Miles East of Arcadia on SR 70
P.O. Drawer 1072
Arcadia, Florida 33821
(813) 494-3727 SC 552-7360

Florida Correctional Institution

10 Miles North of Ocala on SR-25A (old 441)
P.O. Box 147
Lowell, Florida 32663
(904) 622-5151 SC 381-1201

Florida State Prison

11 Miles N.W. of Starke on SR 16
P.O. Box 747
Starke, Florida 32091
(904) 964-8125 SC 691-1011

Glades Correctional Institution

500 Orange Avenue Circle
Belle Glade, Florida 33430
(305) 996-5241 SC 437-1011

Hendry Correctional Institution

10 Miles S. of Immokalee on SR 29,
4 Miles E. on SR S-858
Rt. 2, Box 13A
Immokalee, Florida 33934
(813) 657-3654 SC 582-1126

Hillsborough Correctional Institution

6 Miles S. of Riverview on US 301,
1 Mile E. on CR 672
P.O. Box 878
Riverview, Florida 33569
(813) 634-5541 SC 552-7557

Indian River Correctional Institution

7625 17th S.W.
Vero Beach, Florida 32960
(305) 569-5100 SC 474-9001

Lake Correctional Institution

7 Miles N. of Clermont on US 27
P.O. Box 99
Clermont, Florida 32711
(904) 394-6146 SC 348-1324

Lancaster Correctional Institution

3 Miles West of Trenton on State Hwy. 26
P.O. Box 158
Trenton, Florida 32693
(904) 463-2303 SC 626-1011

Lantana Correctional Institution

1199 West Lantana Road
Lantana, Florida 33462
(305) 566-6510 SC 474-8310

Lawtey Correctional Institution

1 Mile South of Lawtey on County Rd. 200B
P.O. Box 229
Lawtey, Florida 32058
(904) 782-3811 SC 659-1000

Marion Correctional Institution

9.5 Miles N. of Ocala on SR 25A (Old 45)
P.O. Box 158
Lowell, Florida 32963
(904) 732-8355 SC 352-7618

Martin Correctional Institution

Take the Stuart Exit on the Florida
Turnpike, go 15 Miles West on SR 714,
then North 3 Miles on 609
1150 S.W. Allapattah Road
Indiantown, Florida 33456
(305) 597-3705 SC 489-5011

Mayo Correctional Institution

P.O. Box 448
Mayo, Florida 32066
(904) 284-2335 SC 655-1011

Okaloosa Correctional Institution

3 Miles South of I-10 at Crestview
on SR 85 then 3½ Miles East of SR 85
Follow sign
P.O. Box 578
Crestview, Florida 32536
(904) 682-0931 SC 288-1011

Polk Correctional Institution

5 Miles E. of Polk City on SR 559-A
or 2 Miles N.W. of I-4 and SR 559-A on SR 557
P.O. Box 50
Polk City, Florida 33868
(813) 984-2273 SC 588-1011

Putnam Correctional Institution

P.O. Box 279
East Palatka, Florida 32031
(904) 325-2857 SC 667-1011

Reception & Medical Center

3 Miles S. of Lake Butler on SR 231
P.O. Box 628
Lake Butler, Florida 32054
(904) 496-2222 SC 620-5260

River Junction Correctional Institution

In Chattahoochee,
E. of Florida State Hospital
P.O. Box 37
Chattahoochee, Florida 32324
(904) 663-4385 SC 221-2455

South Florida Reception Center

14000 N.W. 41st Street
P.O. Box 02-8538
Miami, Florida 33102
(305) 592-9567 SC 475-1390

Sumter Correctional Institution

7 Miles S.W. of Bushnell
Near I-75 & SR 476-B Exit
P.O. Box 667
Bushnell, Florida 33513
(904) 793-2525 SC 366-1211

Tomoka Correctional Institution

3950 Tiger Bay Rd.
Daytona Beach, Florida 32014
(904) 257-1314 SC 335-1175

Union Correctional Institution

11.5 Miles N.W. of Starke on SR 16
P.O. Box 221
Raiford, Florida 32083
(904) 431-1212 SC 620-5270

Zephyrhills Correctional Institution

3 Miles S. of Zephyrhills on US 301
P.O. Box 518
Zephyrhills, Florida 34283-0518
(813) 782-5521 SC 552-7134

ROAD PRISONS, VOCATIONAL CENTERS

FORESTRY CAMPS

Arcadia Road Prison

½ Mile N. of SR 70 on SR 661
Rt. 7, Box 299X
Limestone Road
Arcadia, Florida 33821
(813) 494-2828 SC 552-7782

Berrydale Forestry Camp
Highway 4, 8 Miles E. of Jay, Florida
Rt. 1, Box 400
Jay, Florida 325650
(904) 675-4564

Big Pine Key Road Prison
Midway Between Marathon & Key West
P. O. Box 509
Big Pine Key, Florida 33043
(305) 872-2231 SC 451-5105

Brooksville Road Prison
Spring Hill Blvd., 1 Mile W. of US 41
6 Miles S. of Brooksville
P.O. Box 548
Brooksville, Florida 33512
(904) 796-3384

Caryville Vocational Center
1/4 Mile S. of Caryville on SR 279 and I-10
P.O. Box 98
Caryville, Florida 32427
(904) 548-5321

Copeland Road Prison
Hwy. 29, 7 Miles N. of Copeland or 7 Miles S.
of Alligator Alley
P.O. Box 97
Copeland, Florida 33926
(813) 695-2401 SC 552-7844

Gainesville Road Prison
SR 26, 8 Miles E. of Gainesville
P.O. Box 1167
Gainesville, Florida 32602
(904) 376-6693 SC 620-5168

Jackson Vocational Center
Hwy. 71, N. of US 90, 1st ST. to Right [Pelt]
400A Pelt Street
Marianna, Florida 32446
(904) 526-3961

Loxahatchee Road Prison
230 Sunshine Road
West Palm Beach, Florida 33411
(305) 793-1866 SC 451-5178

Martin Vocational Center
100 S.W. Alapattah Road
Indiantown, Florida 33456
(305) 597-3531/3532

Quincy Vocational Center
112 South Adams
Quincy, Florida 32351
(904) 627-9251

Tallahassee Road Prison
2628 Springhill Road
Tallahassee, Florida 32304
(904) 488-8340 SC 278-8340

COMMUNITY CORRECTIONAL AND WOMEN'S ADJUSTMENT CENTERS

Bartow CCC
1 Mile E. of Courthouse on US 60
P.O. Box 959
Bartow, Florida 33830
(813) 533-9050 SC 552-7026

Beckham Hall CCC
800 N.W. 28th Street
Miami, Florida 33127
(305) 636-9925 SC 451-5366

Bradenton CCC
P.O. Box 1406
2104 63rd Avenue
Oneco, Florida 33588
(813) 758-7795 SC 552-7205

Cocoa CCC
On Camp Road 4 Miles N. of Bee-Line Expressway
off US 1, Adjacent to Brevard Corr. Inst.
P.O. Box 35
Sharpes, Florida 32959
(305) 632-7600 SC 352-7595

Daytona Beach CCC
1/4 Mile W. of I-4 overpass on US 92-W
Rt. 8, Box 38
Daytona Beach, Florida 32014
(904) 258-5451 SC 352-7048

Dinsmore CCC
P.O. Box 62208
13200 Old Kings Road
Dinsmore, Florida 32217
(904) 764-7111 SC 620-5386

Duval WAC
P.O. Box 334
2830 Park Street
Jacksonville, Florida 32206
(904) 384-8592

Ft. Myers CCC
P. O. Box 051107
2575 Ortiz Avenue
Ft. Myers, Florida 33905
(813) 337-2266 SC 552-7545

Ft. Pierce CCC
1203 Bell Avenue
Ft. Pierce, Florida 33450
(305) 465-5447 SC 451-5393

Gainesville WAC
P.O. Box 1083
1103 S.W. 6th Avenue
Gainesville, Florida 32602
(904) 372-8578

Hollywood CCC
Across from North Perry Airport off Hollywood Blvd.
on grounds of South Florida State Hospital
P.O. Box 8759
Pembroke, Florida 33024
(305) 963-1910 SC 451-5391

Jacksonville CCC
P.O. Box 26036
560 Cedar Bay Road
Jacksonville, Florida 33318
(904) 751-0530 SC 694-6018

Kissimmee CCC
2925 Michigan Avenue
Kissimmee, Florida 32741
(305) 846-7264

Lake City CCC
Lake Jeffery Road (Railroad Street) North of US 90
at 7th Street
P.O. Box 3359
Lake City, Florida 32055
(904) 752-3327 SC 620-5373

Lakeland CCC
North Frontage Road, off I-4 at County-Line
Road Interchange
1 Alderman Road
Lakeland, Florida 33805
(813) 688-6088 SC 552-7157

Lantana CCC and WAC
1241 West Lantana Road
Lantana, Florida 33462
(305) 582-3597 SC 451-5163

Largo CCC and WAC
5201 Ulmerton Road
Clearwater, Florida 33520
(813) 893-2241 SC 594-2576

Marianna CCC
Approx. 3 Miles W. of Marianna located behind
Florida Highway Patrol Station
P.O. Box Drawer 1586
Marianna, Florida 32446
(904) 526-2215

Miami WAC (Harbor House)
7521 Northeast 3rd Avenue
Miami, Florida 33138
(305) 757-6665

Miami North CCC
7090 N.W. 41st Street
Miami, Florida 33166
(305) 592-5430 SC 451-5292

Opa Locka CCC
5400 N.W. 135th Street
Opa Locka, Florida 33054
(305) 822-6053

Orlando CCC and WAC
On grounds of Sunland Training Center,
Laurel Hill Road
P.O. Box 15979
Orlando, Florida 32808
(305) 298-0210

Panama City CCC
3609 Highway 390
Panama City, Florida 32405
(904) 769-0218 SC 221-2990

Pensacola CCC
3050 North "L" Street
Pensacola, Florida 32501
(904) 438-1474 SC 231-4687

Park House WAC
1128 East Park Avenue
Tallahassee, Florida 32301
(904) 488-1860 SC 278-1860

Pompano Beach CCC
5600 Northwest 9th Avenue
Ft. Lauderdale, Florida 33309
(305) 771-8504 SC 451-5016

Santa Fe CCC
P.O. Box 1202
2901 N.E. 39th Avenue
Gainesville, Florida 32601
(904) 376-9029 SC 620-5174

Tallahassee CCC
2618A Springhill Road
Tallahassee, Florida 32304
(904) 488-2478 SC 278-2478

Tampa CCC and WAC
3802 West Buffalo Avenue
Tampa, Florida 33614
(813) 272-3996 SC 571-3996

Tarpon Springs CCC
On Brady Road from Intersection of US
Alternate 19 and Anclotte Road
P.O. Box 1696
Tarpon Springs, Florida 33589
(813) 938-1993 SC 552-7530

PROBATION AND RESTITUTION CENTERS

Bradenton P&R Center (Co-Ed)
1027 9th St. West
Bradenton, Florida 33505
(813) 748-1478

Broward P&R Center (Co-Ed)
817 North Dixie Highway
Pompano Beach, Florida 33060
(305) 943-9881

Jacksonville P&R Center (Female)
417 Park Street
Jacksonville, Florida 32206
(904) 633-3539

Jacksonville P&R Center (Male)
417 Park Street
Jacksonville, Florida 32206
(904) 633-3540

Lakeland P&R Center (Male)
4000 North Florida Avenue
Lakeland, Florida 33805
(813) 688-0233

Miami P&R Center (Co-Ed)
820 N.W. 28th Street
Miami, Florida 33127
(305) 638-2795

Orlando P&R Center (Co-Ed)
1229 North Orlando Avenue
Winter Park, Florida 32789
(305) 644-5227

Pensacola P&R Center (Co-Ed)
51 East Gregory Street
Pensacola, Florida 32595
(904) 434-3559

St. Petersburg P&R Center (Co-Ed)
700 43rd Street South
St. Petersburg, Florida 33701
(813) 893-2356 SC 594-2356

Tallahassee P&R Center (Co-Ed)
2609A Springhill Road
Tallahassee, Florida 32304
(904) 487-0696 SC 277-0696

Tampa P&R Center (Co-Ed)
1613 East 9th Avenue
Tampa, Florida 33614
(813) 272-3713 SC 571-3713

PROBATION AND PAROLE SERVICES

REGION I

Regional Office

249 S. Jefferson Street
Marianna, Florida 32446
(904) 526-3651 SC 231-4676

Circuit Office — Panama City

432 Magnolia Avenue
Panama City, Florida 32401
(904) 769-1646 SC 221-2950

P&P Office — Marianna

212 South Jefferson Street
Marianna, Florida 32446
(904) 482-4060 SC 221-2770

P&P Office — Chipley

201 W. Cypress
Chipley, Florida 32428
(904) 638-1734 SC 231-4412

P&P Circuit Office — Pensacola

P.O. Box 18747
3101 N. Davis Highway
Pensacola, Florida 32523
(904) 434-7222 SC 231-4038

P&P Office — Milton

120 Willings, Suite B
Milton, Florida 32570
(904) 623-6805

P&P Office — Crestview

728 North Ferdon Boulevard
Crestview, Florida 32536
(904) 682-3141

P&P Office — Ft. Walton

101 South Avenue
Ft. Walton Beach, Florida 32548
(904) 862-7155 SC 231-4033

P&P Office — Defuniak

Walton County Courthouse
Defuniak Springs, Florida 32433
(904) 892-3425

P&P Office — Pensacola West

1813-C W. Fairfield Drive
Pensacola, Florida 32501
(904) 433-6747 SC 231-4408

P&P Office — Pensacola North

P.O. Box 18747
3101 North Davis Highway
Pensacola, Florida 32505
(904) 433-6747 SC 231-4040

P&P Circuit Office — Tallahassee

1240 Blountstown Highway
Park 20 West
Tallahassee, Florida 32304
(904) 376-1150 SC 620-5180

P&P Office — Crawfordville

U.S. Highway 319, North
P.O. Box 550
Crawfordville, Florida 32327
(904) 926-3155 SC 926-3155

P&P Office — Quincy

100 North Adams Street
Quincy, Florida 32351
(904) 875-9644 SC 221-3220

REGION II

Regional Office

2002 N.W. 13th Street, Suite 102
P.O. Box 2400

Gainesville, Florida 32602
(904) 376-1150 SC 620-5180

P&P Circuit Office — Lake City

1010 S. Marion Street, Suite 1
P.O. Box 490
Lake City, Florida 32056
(904) 752-4572 SC 620-5116

P&P Office — Live Oak

P.O. Box 447
220 Pine Street
Live Oak, Florida 32060
(904) 326-2869 SC 620-5413

P&P Office — Madison

P.O. Box 302
245 Sumatra Road
Madison, Florida 32340
(904) 973-4073 SC 221-2730

P&P Office — Perry

P. O. Box 540
133 North Jefferson Street
Perry, Florida 32347
(904) 584-3449

P&P Office — Cross City

P.O. Box 1347
15 Cedar Street
Cross City, Florida 32628
(904) 498-7219

P&P Circuit Office — Gainesville

P.O. Box 1072
207 S.E. 1st Street
Gainesville, Florida 32602
(904) 376-7532 SC 620-5170

P&P Office — Bronson

P.O. Box 791
295 Court Street
Bronson, Florida 32621
(904) 486-2009

P&P Office — Starke

P.O. Box 997
1200 Andrews Circle Drive, N.
Starke, Florida 32091
(904) 964-5151 SC 620-5300

P&P Circuit Office — Daytona Beach

P.O. Box 9285
955 B Orange Avenue
Daytona Beach, Florida 32020
(904) 254-3720 SC 380-3752

P&P Office — Deland

306-C E. Church Street
Deland, Florida 32720
(904) 734-4694 SC 352-7474

P&P Office — Palatka

P.O. Drawer 1377
Putnam County Courthouse
Palatka, Florida 32077
(904) 328-2561 SC 620-5442

P&P Office — St. Augustine

P.O. Drawer 3708
St. Johns County Courthouse
St. Augustine, Florida 32084
(904) 824-4494 SC 694-6380

P&P Office — Bunnell

P.O. Box 27
210 S. State Street
Bunnell, Florida 32010
(904) 437-4111

P&P Circuit Office — Jacksonville

4613 Phillips Highway, Suite 210
Jacksonville, Florida 32207
(904) 359-6430 SC 694-6430

P&P Office — South Jacksonville

Solar Bldg., Suite 251
2203 Art Museum Drive
Jacksonville, Florida 32207
(904) 359-6463 SC 694-6463

P&P Office — Jacksonville Central

215 Market Street, Suite 320
Jacksonville, Florida 32202
(904) 359-6440 SC 694-6440

P&P Office — Jacksonville West

1945-1 Lane Avenue, South
Jacksonville, Florida 32210
(904) 359-6040 SC 694-6040

P&P Office — North Jacksonville

24-26 Shops of Sherwood, Soutel Drive
Jacksonville, Florida 32208
(904) 359-6415 SC 694-6415

P&P Office — Fernandina Beach

P.O. Drawer 747
5 N. 6th Street
Fernandina Beach, Florida 32043
(904) 261-5773 SC 620-5502

P&P Office — Green Cove Springs

106 Orange Avenue
Green Cove Springs, Florida 32043
(904) 359-6530 SC 694-6530

REGION III

Regional Office

400 W. Robinson Street, Suite 909
Orlando, Florida 32801
(305) 423-6125 SC 344-6125

P&P Circuit Office — Orlando

400 W. Robinson St., Suite 402
Orlando, Florida 32801
(305) 423-6041 SC 344-6041

P&P Office — Orlando North

5600 Diplomat Circle, Suite 250
Orlando, Florida 32801
(305) 829-9331 SC 352-7118

P&P Office — Apopka

Apopka Branch Courthouse
1111 North Rock Springs Road
Apopka, Florida 32703
(305) 889-4511

P&P Office — Ocoee

Ocoee Branch Courthouse, Suite 3
475 West Story Road
Ocoee, Florida 32761
(305) 856-5311

P&P Office — Kissimmee

P.O. Drawer 1890
Osceola County Courthouse
Kissimmee, Florida 32742-1890
(305) 847-1275 SC 336-1275

P&P Circuit Office — Sanford

115 North Oak Avenue
Sanford, Florida 32771
(305) 322-7579 SC 352-7000

P&P Office — Titusville

Suite 203, Second Floor, Middle Wing
Brevard Service Building
701 Park Avenue
Titusville, Florida 32780
(305) 269-8159 SC 370-8159

P&P Office — Melbourne

2202 S. Bryan Street
Melbourne, Florida 32901
(305) 727-7220 SC 352-7185

P&P Office — Cocoa

840 N. Cocoa Blvd.
Cocoa, Florida 32922
(305) 631-2755 SC 352-7181

P&P Circuit Office — Tavares

210 E. Main Street
Tavares, Florida 32778
(904) 343-3121 SC 352-7370

P&P Office — Ocala

24 Northeast 1st Street
Ocala, Florida 32760
(904) 629-0151 SC 352-7513

P&P Office — Bushnell

327 North Highway 301
Bushnell, Florida 33513
(904) 793-2131

P&P Office — Inverness

107 West Main Street, Suite 1
Inverness, Florida 32650
(904) 726-2405

P&P Office — Brooksville

51 West Fort Dade Avenue
Hernando Square
Brooksville, Florida 33512
(904) 796-5066 SC 620-5439

REGION IV

Regional Office

Suite 101, Building C
3810 Inverrary Blvd.
Lauderhill, Florida 33319
(305) 739-2113 SC 451-5125

P&P Circuit Office — Key West

424 Fleming Street (Upstairs)
Key West, Florida 33040
(305) 292-0462 SC 451-5070

P&P Office — Marathon

2815 Overseas Highway
Marathon, Florida 33050
(305) 743-5903 SC 451-5142

P&P Office — Tavernier

91831 Overseas Highway
Tavernier, Florida 33070
(305) 852-4162 SC 451-5246

P&P Circuit Office — Miami

1350 N.W. 12th Avenue, Room 480
Miami, Florida 33136
(305) 325-3310 SC 473-3310

P&P Office — Northwest Miami

188 North Court
7900 N.W. 27th Avenue
Miami, Florida 33147
(305) 835-0200 SC 451-5571

P&P Office — East Miami

State Office Building
401 N.W. 2nd Avenue, Room 620
Miami, Florida 33128
(305) 377-5270 SC 452-5270

P&P Office — South Miami

17430 S. Dixie
Perrine, Florida 33157
(305) 253-7192 SC 451-5110

P&P Office — North Miami

1850 N.W. 183rd Street
Miami, Florida 33056
(305) 625-7777 SC 451-5351

P&P Office — Miami Westchester

7141 North Waterway Drive
Miami, Florida 33155
(305) 261-3070 SC 451-5560

P&P Office — Biscayne

561 N.E. 79th Street
Suite 201
Biscayne Plaza-Shopping Center
Miami, Florida 33138
(305) 795-2080 SC 475-2080

P&P Office — Homestead

43 N. Krome Avenue
Homestead, Florida 33030
(305) 245-2244 SC 451-5373

P&P Circuit Office — Ft. Lauderdale

201 S.E. 6th Street
Courthouse, Room 730
Ft. Lauderdale, Florida 33301
(305) 467-4645 SC 453-4645

P&P Office — Pompano Beach

1000 E. Atlantic Blvd., Suite 202
Pompano Beach, Florida 33060
(305) 783-7030 SC 451-5165

P&P Office — Pembroke Park

3150 S.W. 52nd Avenue
Pembroke Park, Florida 33023
(305) 962-3040 SC 451-5265

P&P Office — Sunrise West

6299 W. Sunrise Boulevard, Suite 200
Sunrise, Florida 33313
(305) 587-0661 SC 451-5490

P&P Office — Andrews

609 S. Andrews Avenue
Ft. Lauderdale, Florida 33301
(305) 467-4364 SC 453-4364

P&P Office — Sunrise East

901 N.W. 10th Terrace
Ft. Lauderdale, Florida 33311
(305) 467-4267 SC 453-4267

P&P Circuit Office — West Palm Beach

1225 Omar Road
West Palm Beach, Florida 33405
(305) 837-5175 SC 454-5175

P&P Office — Belle Glade

2917 North Main Street
Belle Glade, Florida 33430
(305) 996-4860 SC 432-4860

P&P Office — Delray Beach

189 S.E. 3rd Avenue, Room 2
Delray Beach, Florida 33444
(305) 272-1556 SC 451-5419

P&P Office — West Palm Beach Central

State Office Building
425 First Street, Second Floor
West Palm Beach, Florida 33401
(305) 837-5022 SC 454-5022

P&P Circuit Office — Ft. Pierce

3512 Okeechobee Road
Ft. Pierce, Florida 33450
(305) 461-7547 SC 451-5040

P&P Office — Stuart

221 East Osceola Street
Suite 360, Waterside Place
Stuart, Florida 33494
(305) 287-2176

P&P Office — Vero Beach

2001 9th Avenue, Suite 203A
Vero Beach, Florida 32960
(305) 582-2682 SC 451-5129

P&P Office — Okeechobee

605 West South Park Street, Suite 203
Okeechobee, Florida 33472
(813) 467-1333

REGION V**Regional Office**

5422 West Bay Center Drive
Tampa, Florida 33609
(813) 272-3860 SC 571-3860

P&P Circuit Office — Clearwater

634 Park Street
Clearwater, Florida 33516
(813) 441-3560 SC 552-7200

P&P Office — Clearwater

525 Mirror Lake Drive, Room 501
St. Petersburg, Florida 33701
(813) 893-2511 SC 594-2511

P&P Office — New Port Richey

1701 N. Congress St., Suite 1
New Port Richey, Florida 33552
(813) 848-2373 SC 552-7490

P&P Office — Dade City

456 N. 7th Street
Dade City, Florida 33525
(813) 567-5957 SC 552-7180

P&P Office — Largo

2255 East Bay Drive, Suite 211
Clearwater, Florida 33546
(813) 535-0545 SC 552-7092

P&P Office — Seminole

8050 Seminole Mall, Suite 375
Seminole, Florida 33542
(813) 893-2381 SC 594-2381

P&P Office — Tarpon Springs

1501 U.S. Alternate 19 South, Suite F
Tarpon Springs, Florida 33589
(813) 934-5869 SC 552-7105

P&P Office — St. Petersburg South

2554 22nd Avenue South
St. Petersburg, Florida 33712
(813) 893-2743 SC 594-2743

P&P Circuit Office — Tampa

4810 North Howard Avenue
Tampa, Florida 33603
(813) 272-2360 SC 571-2360

P&P Office — Plant City

602 South Collins Street
Plant City, Florida 33560
(813) 754-3528 SC 552-7870

P&P Office — Riverview

P.O. Box 848
7408 Commerce Street
Riverview, Florida 33569
(813) 677-7193 SC 552-7739

P&P Office — Tampa Temple

Terrace N.E.
7402 North 56th Street, Corporate Square
Tampa, Florida 33617
(813) 272-3256 SC 571-3256

P&P Office — Tampa North

13539 N. Florida Avenue, Suite 11
Tampa, Florida 33612
(813) 272-2486 SC 571-2486

P&P Office — Tampa Central

1701 Republica De Cuba
Tampa, Florida 33605
(813) 272-2604 SC 571-2604

P&P Office — Tampa Northwest

6712 Hanley Road Shopping Center
Tampa, Florida 33614
(813) 272-2655 SC 571-2655

P&P Circuit Office — Sarasota

2074 Ringling Boulevard, Suite 30
Sarasota, Florida 33577
(813) 953-3162 SC 552-7690

P&P Office — Bradenton

1023 Manatee Avenue, West
Suite 202
Bradenton, Florida 33505
(813) 748-8424 SC 552-7050

P&P Office — Arcadia

13 East Oak Street, Suite A
Arcadia, Florida 33821
(813) 494-3500 SC 552-7873

P&P Office — Holiday Harbor

7766 S. Tamiami Trail
Sarasota, Florida 33581
(813) 923-1663 SC 552-7867

P&P Office — Baysshore Gardens

6414 14th Street, West
Bradenton, Florida 33507
(813) 753-7826 SC 552-7869

P&P Circuit Office — Ft. Myers

1856 Commercial Drive
Ft. Myers, Florida 33901
(813) 936-3556 SC 552-7236

P&P Office — Naples

2136 Airport Road
Naples, Florida 33962
(813) 774-4331 SC 552-7575

P&P Office — LaBelle

P.O. Box 117, Courthouse
LaBelle, Florida 33935
(813) 675-0622

P&P Office — Punta Gorda

525 E. Olympia Ave., Suite 9
Punta Gorda, Florida 33950
(813) 639-4444

P&P Circuit Office — Bartow

P.O. Box 1600
Suite 204, Juvenile Ct. Bldg.
250 South Broadway Avenue
Bartow, Florida 33830
(813) 533-0761 SC 522-7034

P&P Office — Lakeland

200 N. Kentucky Avenue, Suite 506
Lakeland, Florida 33801
(813) 680-5571 SC 575-5585

P&P Office — Winter Haven

299 2nd Street, N.W.
Winter Haven, Florida 33880
(813) 294-5936 SC 552-7130

P&P Office — Lake Wales

107 E. Crystal Avenue
Lake Wales, Florida 33853
(813) 676-7377

P&P Office — Sebring

County Courthouse, Room 102
430 South Commerce Avenue
Sebring, Florida 33870
(813) 382-5264 SC 559-9264

P&P Office — Wauchula

Courthouse, Room 105
417 W. Main Street
Wauchula, Florida 33873
(813) 773-4777

**PRETRIAL INTERVENTION OFFICES
REGION I****PTI Office — Tallahassee**

1240 Blountstown Highway
Park 20 West
Tallahassee, Florida 32304
(904) 488-3596 SC 278-3596

PTI Office — Panama City

432 Magnolia Avenue
Panama City, Florida 32401
(904) 796-1646 SC 221-2950

PTI Office — Pensacola

3101 North Davis Highway
Pensacola, Florida 32503
(904) 434-7222 SC 231-4038

REGION II**PTI Office — Lake City**

Post Office Box 490
1992 South First Street
Lake City, Florida 32056
(904) 752-4572 SC 620-5116

PTI Office — Gainesville

Post Office Box 1072
207 Southeast First Street
Gainesville, Florida 32602
(904) 376-7531 SC 620-5170

PTI Office — Daytona Beach

955 C Orange Avenue
Post Office Box 9295
South Daytona, Florida 32020
(904) 254-3716 SC 380-3752

PTI Office — St. Augustine

Post Office Box 3708
 St. Johns County Courthouse
 St. Augustine, Florida 32084
 (904) 824-4494 SC 694-6380

PTI Office — Jacksonville

2203 Art Museum Drive, Suite 251
 Jacksonville, Florida 32207
 (904) 359-6461 SC 694-6461

REGION III**PTI Office — Orlando**

525 South Magnolia
 Orlando, Florida 32801
 (305) 420-3697 SC 358-3659

PTI Office — Sanford

115 North Oak Avenue
 Sanford, Florida 32771
 (305) 322-7579 SC 352-7000

PTI Office — Titusville

Suite 203, Second Floor Middle Wing
 Brevard Service Building
 700 Park Avenue
 Titusville, Florida 32780
 (305) 269-8159 SC 370-8159

PTI Office — Tavares

210 East Main Street
 Tavares, Florida 32778
 (904) 343-3121 SC 352-7370

REGION IV**PTI Office — Key West**

424 Fleming Street
 Key West, Florida 33040
 (305) 294-3757 SC 451-5069

PTI Office — Miami

1350 Northwest 12th Avenue, Room 367
 Miami, Florida 33136
 (305) 325-3551 SC 473-3551

PTI Office — Ft. Lauderdale

201 Southeast 6th Street, Room 730
 Ft. Lauderdale, Florida 33301
 (305) 467-4645 SC 457-4645

PTI Office — West Palm Beach

425 First Street, 2nd Floor
 West Palm Beach, Florida 33401
 (305) 837-5022 SC 454-5022

PTI Office — Ft. Pierce

3512 Okeechobee Road
 Ft. Pierce, Florida 33450
 (305) 461-7547 SC 451-5040

REGION V**PTI Office — Clearwater**

Bay Park Executive Center
 1454 U.S. Highway 19 South, Suite 430
 Clearwater, Florida 33516
 (813) 535-0781 SC 552-7232

PTI Office — Tampa

International Executive Center
 1701 Republica DeCuba
 Tampa, Florida 33605
 (813) 272-2604 SC 571-2604

PTI Office — Sarasota

2074 Ringling Boulevard, Suite 20
 Sarasota, Florida 33577
 (813) 953-3161 SC 552-7690

PTI Office — Bradenton

First City Federal
 1023 Manatee Avenue West, Suite 202
 Bradenton, Florida 33505
 (813) 748-8424 SC 552-7056

PTI Office — Bradenton

6414 14th Street, West
 Bradenton, Florida 33507
 (813) 753-7826 SC 552-7869

PTI Office — Bartow

454 North Broadway Avenue
 Bartow, Florida 33830
 (813) 553-5608