


SOUTH CAROLINA JUDICIAL DEPARTMENT



ANNUAL REPORT 1986

Printed Under The Direction Of The
State Budget And Control Board

107115

U.S. Department of Justice
National Institute of Justice

107115

This document has been reproduced exactly as received from the person or organization originating it. Points of view or opinions stated in this document are those of the authors and do not necessarily represent the official position or policies of the National Institute of Justice.

Permission to reproduce this copyrighted material has been granted by

South Carolina Court
Administration

to the National Criminal Justice Reference Service (NCJRS).

Further reproduction outside of the NCJRS system requires permission of the copyright owner.



107115

The Supreme Court of South Carolina

J. B. NESS
CHIEF JUSTICE

POST OFFICE BOX 909
BAMBERG, S. C. 29003

April 30, 1987

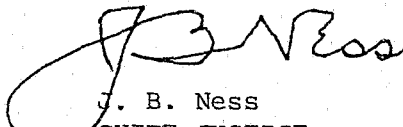
TO: The Honorable Carroll A. Campbell
The Honorable Rembert C. Dennis
The Honorable Robert H. Sheheen
Citizens of South Carolina

RE: Judicial Department Annual Report for 1986

I have reported with some measure of pride that the appellate backlog is gone and the caseload in the Circuit Court and Family Court is, in most counties, exactly where it should be. The lawyers and judges throughout the State have responded very well to our efforts to streamline the system in favor of the litigants. Our continued success in this area is indicative of the excellent health of our state court system.

This Report contains a brief discussion of the Boards and Commissions within this department, caseload statistics from each level of court, and concludes with personnel and other financial information gathered from our 1986 Judicial Survey of the offices of Clerk of Court, Probate Judge, Master-In-Equity, Public Defender, Magistrate and Municipal Judge.

Respectfully submitted,


J. B. Ness
CHIEF JUSTICE

JBN/aks

NCJRS

SEP 29 1987

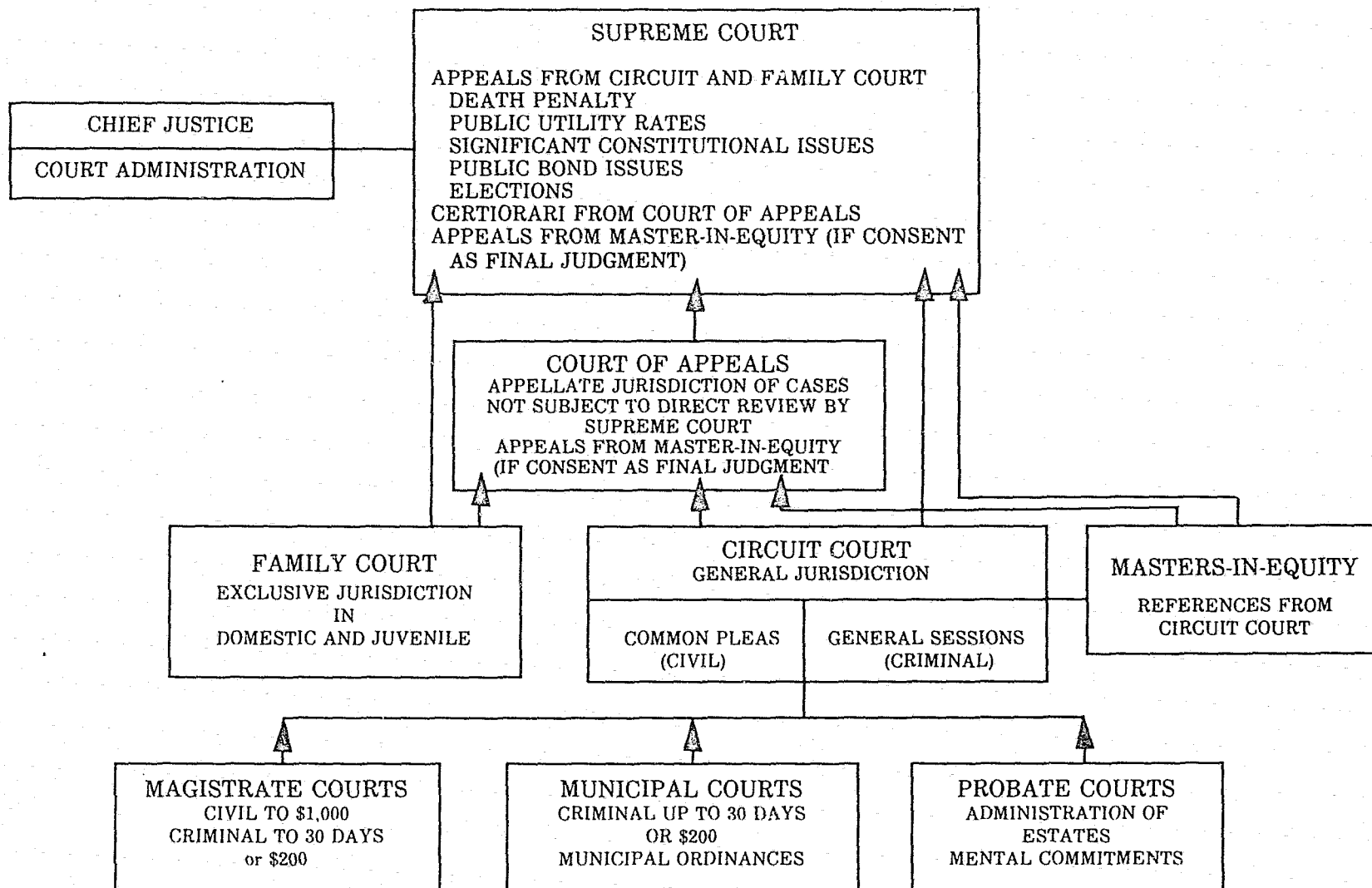
ACQUISITIONS

TABLE OF CONTENTS

	Page
I. COURTS OF THE UNIFIED JUDICIAL SYSTEM	
South Carolina Judicial System.....	4
Judicial Department as a Percentage of State Appropriations.....	5
II. THE JUDICIAL SYSTEM GENERALLY.....	6
The Supreme Court.....	6
The Court of Appeals.....	6
The Circuit Court.....	7
The Family Court.....	7
The Magistrate Court.....	8
The Municipal Court.....	8
The Probate Court.....	8
Master-In-Equity.....	9
South Carolina Court Administration.....	9
Office of the Director of Finance.....	11
Defense of Indigents.....	12
Judicial Commitment Act.....	13
The Clerk of Court.....	13
The Prosecution.....	13
The Defense.....	13
III. BOARDS AND COMMISSIONS.....	15
Board of Commissioners on Grievances and Discipline.....	15
The Board of Commissioners on Judicial Standards.....	17
Board of Law Examiners.....	24
Continuing Legal Education Commission.....	25
IV. STATISTICAL INFORMATION ON THE UNIFIED JUDICIAL SYSTEM.....	26
All Courts.....	26
Supreme Court.....	27
Court of Appeals.....	31
Court of General Sessions	
Filings and Dispositions.....	32
Indictment Dispositions.....	37
Age of Pending Indictments.....	43
Dispositions for Selected Offenses....	57
Court of Common Pleas	
Filings and Dispositions.....	60
Age of Pending Cases.....	65
Master-In-Equity Court	
Filings and Dispositions.....	75
Family Court	
Filings and Dispositions.....	76
Age of Pending Cases.....	84

	Page
Probate Court.....	94
Magistrate Court.....	101
Municipal Court.....	141
V. 1986 ANNUAL SURVEY.....	161
Judicial Survey Statewide Totals.....	162
Clerks of Court.....	163
Probate Courts.....	166
Masters-In-Equity.....	169
Public Defenders.....	171
Magistrates.....	174
Municipal Courts.....	177

SOUTH CAROLINA JUDICIAL SYSTEM



JUDICIAL DEPARTMENT AS A PERCENTAGE OF STATE APPROPRIATIONS

Office or Program	80/81	81/82	82/83	83/84	84/85	85/86	86/87
Supreme Court	\$984,583	\$1,173,238	\$1,311,058	\$1,457,356	\$1,547,641	\$1,798,990	\$2,188,158
Board of Law Examiners	18,500	18,500	18,500	18,500	18,500	18,650	18,650
Board of Commissioners on Grievances and Discipline	55,657	56,990	58,510	56,351	64,406	56,294	58,633
Judicial Standards Commission	31,468	36,108	38,821	41,334	47,472	50,594	53,088
Court of Appeals	0	0	0	977,100	1,167,079	1,184,787	1,246,622
Circuit Courts	3,607,219	3,811,841	4,200,328	4,295,942	4,712,295	5,005,092	5,211,123
Family Courts	3,788,540	3,908,438	4,405,757	4,388,372	4,948,879	5,209,679	5,427,765
Court Administration	499,726	587,387	702,162	844,055	921,794	1,177,919	1,262,966
Finance and Personnel	344,552	355,459	142,148	489,586	576,530	622,863	292,094
Defense of Indigents	774,641	1,003,243	1,003,243	1,003,243	1,230,303	1,437,363	1,642,767
Judicial Commitment	470,000	335,000	600,000	372,100	380,171	380,171	380,171
Miscellaneous	2,026,457	2,373,286	2,829,578	3,109,872	3,574,530	3,922,211	4,157,656
TOTAL JUDICIAL DEPARTMENT	12,601,343	13,659,490	15,310,105	17,053,811	19,189,600	20,864,613	21,939,673
TOTAL STATE APPROPRIATIONS	1,727,025,707	1,918,174,826	2,047,753,736	2,121,900,556	2,349,764,086	2,600,174,185	2,761,121,639
JUDICIAL DEPARTMENT SHARE	0.73%	0.71%	0.75%	0.80%	0.82%	0.80%	0.79%

Miscellaneous includes employer contributions not broken down by program, general base pay increases and merit increment funds not broken down by program.
Federal Funds, supplemental and/or deficiency appropriations are not included in Total Judicial or Total State.

THE JUDICIAL SYSTEM GENERALLY

The judicial system of South Carolina is composed of the courts, the prosecution, and the defense components. The courts include the Supreme Court, Court of Appeals, Circuit Courts, Family Courts, Magisterial Courts, Municipal Courts, Probate Courts, and Master-In-Equity Courts. The prosecutorial system is made up of the circuit solicitors and the Office of the Attorney General. The defense component includes public defender corporations, court appointed counsel, retained counsel, and the Office of Appellate Defense.

THE SUPREME COURT

The state's highest tribunal is the Supreme Court. The court has both original and appellate jurisdiction, but generally acts only in its appellate capacity. When the Court of Appeals was activated on September 1, 1983, the Supreme Court reserved exclusive jurisdiction over cases on certiorari from the Court of Appeals and five classes of appeals directly from the circuit and family courts. The five classes are cases which involve (1) the death penalty, (2) public utility rates, (3) significant constitutional issues, (4) public bond issues and, (5) the election laws. Other appeals from the circuit and family courts are still apportioned between the Supreme Court and Court of Appeals. The Supreme Court renders decisions based on lower court transcripts, briefs, and oral arguments. In addition to hearing and deciding cases, the court also has rulemaking authority for the unified judicial system and controls admissions to and disciplining of the South Carolina Bar. The Supreme Court is composed of a Chief Justice and four Associate Justices who are elected by the South Carolina General Assembly for terms of ten years. The terms are rotated and a justice may be re-elected to any number of terms. (See Article V of the South Carolina Constitution.)

THE COURT OF APPEALS

The Court of Appeals was created to hear most types of appeals from the circuit court and the family court. Exceptions are when the appeal falls within any of the five classes listed above, or when the appeal is certified for determination by the Supreme Court.

The Court of Appeals is the judicial system's newest court, commencing operation on September 1, 1983. It consists of a Chief Judge and five associate judges who are elected to staggered terms of six years each. The court sits either as two panels of three judges each or as a whole, and it may hear oral arguments and motions in any county of the state.

THE CIRCUIT COURT

The Circuit Court is the state's court of general jurisdiction. It is divided into a civil court, the Court of Common Pleas, and a criminal court, the Court of General Sessions. In addition to its general trial jurisdiction, the Circuit Court has limited appellate jurisdiction over appeals from the Probate Court, Magistrate's Court, and Municipal Court. The State is divided into sixteen judicial circuits. Each circuit has at least one resident circuit judge who maintains his office in his home county within the circuit. There are thirty-one circuit judges and they serve the sixteen circuits on a rotating basis, with court terms and assignments determined by the Chief Justice based upon recommendations of Court Administration.

THE FAMILY COURT

The uniform statewide Family Court system was established by statute in 1976. The Family Courts have exclusive jurisdiction of all matters involving domestic or family relationships. (Section 20-7-420). Pursuant to this provision, the Family Courts are the sole forum for the hearing of all cases concerning marriage, divorce, legal separation, custody, visitation rights, termination of parental rights, adoption, support, alimony, division of marital property, and change of name. The courts also generally have exclusive jurisdiction over minors under the age of seventeen alleged to have violated any state law or municipal ordinance. However, most traffic and fish and game law violations are still triable in the magistrates or municipal courts. Serious criminal charges may be transferred to the Circuit Court.

The Family Court follows the territorial boundaries of the sixteen judicial circuits with forty-six judges who rotate primarily from county to county within their resident circuit, but also to other circuits based upon caseload requirements as directed by the Chief Justice.

THE MAGISTERIAL COURT

There are approximately 317 magistrates in South Carolina, ranging from 2 to 19 per county. They are appointed by the Governor upon the advice and consent of the Senate, with terms of either two or four years. (South Carolina Constitution Article V, Section 23.) Magistrates have criminal trial jurisdiction over all offenses which are subject to the penalty of a fine not exceeding \$200 or imprisonment not exceeding 30 days. (Section 22-3-550.) In addition, magistrates are responsible for setting bail, conducting preliminary hearings, and issuing arrest and search warrants. Magistrates have civil jurisdiction when the amount in controversy does not exceed \$1,000. (Section 22-3-10.) However, in landlord-tenant matters and cases of bastardy their jurisdiction is not limited by a dollar amount. (Section 22-3-10 (10) and (12).)

THE MUNICIPAL COURT

Legislation in 1980 substantially changed the municipal courts of this state by establishing a uniform system of municipal courts to be part of the unified judicial system. The act repeals by implication all statutes which created different types of municipal courts not in conformity with the new system (e.g., Mayor's and Recorder's Courts).

Municipal Courts have no civil jurisdiction, but have criminal jurisdiction over all state offenses and municipal ordinances subject to a fine not exceeding \$200 or imprisonment not exceeding thirty (30) days, and which occur within the municipality. (Sections 14-25-45 and 14-25-65). The term of a municipal judge is set by the council of the municipality, but cannot exceed four (4) years. (Section 14-25-15).

THE PROBATE COURT

Each county in South Carolina has a popularly elected Probate Judge who serves a four-year term. Probate courts have jurisdiction over estates of deceased persons, guardianships of minors and incompetents and involuntary commitments to mental institutions. (Section 14-23-210 et seq.)

MASTER-IN-EQUITY

In 1979 the legislature established the current Master-In-Equity system. The master is appointed by the Governor with the advice and consent of the General Assembly for a term of four years. The master may serve in a full or part-time capacity and is compensated by the county governing body. The Master-In-Equity has jurisdiction in equity matters referred to that court by the Circuit Court. The master has the power and authority of the circuit court sitting without a jury, to regulate all proceedings in every hearing before him and to do all acts and take all measures necessary or proper for the efficient performance of his duties under the order of reference. This includes the power to rule on all motions, require the production of evidence, rule upon the admissibility of evidence and call witnesses and examine them under oath. Masters may also conduct sales under certain circumstances. There are twenty Masters-In-Equity currently sitting. Final orders based on reports of masters are executed by circuit judges except where the master enters final judgment under limited circumstances. Appeals from final judgments entered by a master are to the Circuit Court unless otherwise directed by order of the Circuit Court or by consent by the parties.

SOUTH CAROLINA COURT ADMINISTRATION

The Office of South Carolina Court Administration was established in 1973 pursuant to the new Judicial Article, Section 4, Article V, South Carolina Constitution, which provides that the Chief Justice shall appoint an Administrator of the Courts and such assistants as he deems necessary to aid in the administration of the courts of the State. The State Court Administrator serves as the Director of the Office of South Carolina Court Administration. It is the administrative arm of the Chief Justice in his capacity as the administrative head of the state judicial system.

The concept of an Office of Court Administration was developed throughout the nation with the idea that courts have reached the point where they require the use of sound business management methods in carrying out their responsibilities as part of the judicial branch of government. All fifty states and the federal court system currently have an office of court administration or its equivalent.

The Office of South Carolina Court Administration engages in a wide range of responsibilities and duties. A sampling of these activities follows:

1. Recommends to the Chief Justice the scheduling of terms of Circuit Court and the assignment of judges to preside over these terms.
2. Recommends to the Chief Justice the scheduling of terms of Family Court and the assignment of judges to preside over these terms.
3. Supervises the administration of Circuit Courts, Family Courts, Probate Courts, Masters-In-Equity, Magistrates, and, to a limited degree, Municipal Courts, as well as the support personnel related to these courts, such as Clerks of Court and Public Defenders.
4. Collects extensive caseload information and activity statistics on the operation of the Circuit Courts, Family Courts, Probate Courts, Magistrate Courts, Municipal Courts, and Masters-In-Equity.
5. Provides assistance to individual courts in calendar management, jury management, and recordkeeping. Such assistance is provided at the request of the individual trial courts or at the initiation of the Office of South Carolina Court Administration when problems come to its attention.
6. Serves as a clearing house of new studies and reports in the area of judicial administration and reform.
7. Makes recommendations to the Chief Justice on administrative or procedural rules being considered for adoption and analyzes the potential effect of such proposed rules on the system.
8. Supplies reports and documents to the legislature, appears before legislative committees, and drafts proposed legislation with the aid of advisory committees and others.
9. Conducts the mandatory legal education programs for summary court judges including orientation schools for new judges and regional schools on specific subject matters.
10. Administers the Defense of Indigents Fund and the Judicial Commitment Fund.

11. Coordinates with and assists, when requested, the Judicial Standards Commission and the Office of the Director of Finance and Personnel of the Judicial Department and other agencies of state government such as the Office of the Attorney General, the Department of Youth Services, State Law Enforcement Division, the Office of the Governor, and others. As State Court Administrator, the Director is a member of the Governor's Committee on Criminal Justice, Crime and Delinquency, the Court Modernization Committee of the South Carolina Bar, and the National Conference of State Court Administrators. Representatives of the office serve on various other committees with the Judicial Department and state government.
12. Serves as secretariat to the Judicial Council and the Appellate Defense Commission.
13. Carries out such additional duties as assigned by the Chief Justice of the State Supreme Court.

The foregoing enumerates a wide area of activity which involves various specific duties. The role of the Office of Court Administration has been an expanding one as the constitutional mandate of judicial reform and the establishment of a unified statewide judicial system has been carried forward.

OFFICE OF THE DIRECTOR OF FINANCE

This office is directly responsible to the Chief Justice for the internal fiscal operation of the Judicial Department. In addition to budgetary planning and operation, all personnel matters, payrolls and purchasing are the responsibility of this division. The State provides total funding for the operation of the Supreme Court, the Court of Appeals and Court Administration.

The State also funds the salary of the circuit and family court judges, their law clerks, secretaries, and court reporters as well as related equipment and supplies. County governing bodies are responsible for providing facilities for the operation of the Circuit, Family, Probate, Magisterial Courts, and Masters-In-Equity. All other personnel are funded by county governing units.

One quarter of all fines, forfeitures, and other revenues generated by the circuit and family courts are paid into the State with the balance going to the local governing bodies. All magisterial court fines and forfeitures and civil filing fees are paid to the local governing body. There are limited exceptions to this when certain fines are directed to specific agencies.

DEFENSE OF INDIGENTS

The appropriated funds are used to provide legal representation for indigent defendants in criminal proceedings. Funds are disbursed to public defender corporations, in those counties having such a corporation, on a monthly basis. In the single county having no public defender corporation, payments are made directly to court appointed counsel where indigency has been determined. The program is monitored by the Office of Court Administration with recommendations to the Supreme Court for necessary rule changes and improvements.

In Fiscal Year 1985-86 (July 1, 1985-June 30, 1986) \$1,238,380 was appropriated to the Defense of Indigents Program. From this appropriation, each county was apportioned an amount at the rate of \$398.29 per one thousand population, based on the official United States Census for 1980. These individual allocations are for the use of the public defender corporations or for the fees of appointed counsel in the county which did not have a defender corporation. There is also a statewide Defense Fund, for the payment of certain necessary expenses incurred in indigent defense, such Fund being available to both public defenders and appointed counsel.

During Fiscal Year 1985-86, Clarendon County was the only county without a public defender corporation. For the payment of fees of appointed counsel, \$10,939 was appropriated and \$6,961 actually expended. A public defender corporation for Clarendon was established in July, 1986.

Public defender corporations, in addition to the monthly disbursements from the State appropriated Defense of Indigents Fund, are partially subsidized by the individual counties, and by other available Federal funds.

The Defense Fund, for certain necessary expenses, was appropriated \$195,000 in Fiscal Year 1985-86. The total expenditure in this category was \$115,154.

JUDICIAL COMMITMENT ACT

Funds appropriated by the state legislature are used to provide designated examiners, legal representation, and court reporters involved in involuntary mental commitment proceedings. These proceedings are brought in the Probate Courts of this state. The fund is administered by the Office of South Carolina Court Administration which monitors performance and needs.

THE CLERKS OF COURT

Each county in South Carolina has a popularly elected Clerk of Court who serves a four-year term. The Clerk of Court serves the Circuit Court and Family Court in each county. Duties of clerks extend to both civil and criminal areas: receiving criminal warrants and forwarding them to the solicitor; receiving bail; assembling trial lists; performing courtroom duties; handling jury-related matters; receiving fees, fines and costs; maintaining all court records; and handling reporting requirements. In 37 of the 46 counties, the clerk serves as the Register of Mesne Conveyances and thus keeps all records required by the recording statutes. All funding of clerks of court for staff, office space, and equipment is a county responsibility (Section 14-17-10, et seq.), with the exception of a limited state salary supplement.

THE PROSECUTION

By constitutional provisions, the Attorney General is the chief prosecutor of the State. (South Carolina Constitution, Article V, Section 20.) The Attorney General, besides acting as the state's chief prosecutor, also represents the State in civil litigation, and issues opinions regarding the interpretation of law. (Title I, Chapter 7.)

Prosecution in circuit court is carried out by a circuit solicitor or his assistants. In addition, a solicitor, if directed by the Attorney General, may represent the State in a civil proceeding.

THE DEFENSE

An accused in South Carolina, when unable to retain counsel due to financial inability, may request the court to appoint counsel upon proof of indigent status. Such public defense may be by public defender or by appointed counsel, upon designation by the court.

The fees (within maximum limits) and expenses are paid to appointed counsel, upon application for reimbursement by voucher to the Office of Court Administration out of a special fund established by the legislature for such purposes.

Once an appointment is made, the attorney must represent the accused through trial, but may be permitted to withdraw for good cause. The attorney serves without pay once the special fund is exhausted, unless the county provides additional funds. Also, attorneys in counties having public defender corporations may not have fees paid from the special fund, but must seek payment from other sources. As of July, 1986 there are 39 public defender corporations established to provide services in 46 counties with the funds for these programs supplied from the Defense of Indigents program funds. State law allows multi-county defender corporations, and three such corporations have been formed. The Office of Appellate Defense operates under the direction of the Appellate Defense Commission and handles all criminal indigency appeals.

BOARD OF COMMISSIONERS ON
GRIEVANCES AND DISCIPLINE

The caseload of the Board of Commissioners on Grievances and Discipline increased so dramatically that the prior rule was revised by Order of the Supreme Court dated January 17, 1983.

Every grievance received by the Board is reviewed by the Chairman; he may dismiss the grievance for lack of merit, refer it to another Commission which may best suit the needs of the Complainant such as the Fee Disputes Committee, or the matter may be assigned for investigation by a member of the Commission from the circuit where the attorney complained about resides. Due to the increase in grievances, there are now Associate members appointed for investigating only, besides the twenty-five full Commission members. When an investigative report has been filed by a Commission member, the matter is then scheduled for review by the Executive Committee. The Executive Committee is made up of five of the Commission members and meets monthly.

If the Executive Committee finds no merit to the grievance, the matter is dismissed. If the Committee finds probable cause that a violation of the code of Professional Responsibility has occurred, the matter is referred to the Attorney General's Office and formal charges are brought by way of a Formal Complaint against the attorney. The matter is then set for a hearing by a three member panel made up of members of the Commission. Sixty days after the hearing the panel must submit a report of their findings of fact, conclusions of law, and a recommendation as to what sanction they feel should be imposed on the attorney for the violation. The entire matter is then reviewed appellately by the Executive Committee, the Committee makes an independent recommendation as to sanction, and the matter is thereafter certified to the Supreme Court for their review and final disposition.

All proceedings before the Board of Commissioners on Grievances and Discipline are confidential.

A statistical summary is set forth on the following page. This summary differs from years prior to 1982 because a log is now kept of all inquiries being considered. Prior to 1982, only those forwarded for formal investigation were used for statistical purposes. The present method is a more accurate accounting of the case load of the Board of Commissioners on Grievances and Discipline.

BOARD OF COMMISSIONERS ON
GRIEVANCES AND DISCIPLINE
October 1, 1982-October 1, 1986

Grievances

Year*	Pending First of Period	Inquiries Received	Dismissed by Chairman	Dismissed by Executive Committee	Formal Complaints Requested/ Served	Pending End of Period
1983	110	344	182	124	32/33	109
1984	109	305	134	105	33/33	120
1985	120	393	243	96	37/22	133
1986	133	454	307	117	30/36	128

Meetings and Hearings

Year*	Full Board Meetings	Executive Committee Meetings	Panel Hearings Scheduled	Panel Hearings Held
1983	0	12		32
1984	1	12	34	26
1985	1	10	34	25
1986	1	11	34	22

Sanctions Imposed

Year*	Dis. by S. Ct.	Private Rep.	Public Rep.	Def. Susp.	Indef. Susp.	Perm. Disbarment	Resignation
1983	7	7	8	0	2	8	9
1984	17	8	4	0	3	5	18
1985	7	8	5	1	3	1	16
1986	6	6	6	0	3	4	10

*Annual statistical reports are maintained for periods beginning each October 1. Thus, information for "1983" actually covers the period October 1, 1982 to October 1, 1983.

THE BOARD OF COMMISSIONERS ON JUDICIAL STANDARDS

The Supreme Court, under the authority vested in it by Article V of the South Carolina Constitution, issued Supreme Court Rule 34, entitled Rule on Judicial Discipline and Standards, which provided for the formation of the office of the Board of Commissioners on Judicial Standards, and also sets forth its area of responsibility and duties. The Judicial Standards Commission office commenced operation November 1, 1976. This Board, now composed of eight judges and two lawyers, was formed to accept from complainants their grievances against South Carolina judges and to make any necessary inquiry to determine if a judge has violated the Code of Judicial Conduct or has acquired any physical/mental disability of a permanent nature which might affect his ability to perform his official functions.

Rule 34 also provides for the appointment of nine Hearing Masters by the Supreme Court. If, after a preliminary investigation by the staff determines that probable cause exists and a hearing is scheduled by the Board, three Hearing Masters are selected by the Supreme Court to hear the case against the respondent judge. They have the duty of reporting their findings of fact and conclusions of law with respect to the issues presented by the complaint and answer.

After reviewing the record and this report by the Hearing Masters, the Board has the authority to make their own findings or concur with the Hearing Masters. They then have the duty of recommending any disciplinary action back to the Commission for certification to the Supreme Court, which makes the final decision in the matter, and at that time it will become a matter of public record, if a public reprimand or suspension is ordered.

The Examiner for the Board, an Assistant Attorney General, is appointed by the Supreme Court.

The office staff is composed of an Executive Secretary and an Administrative Assistant whose duties are to accept from the public, or other sources, grievances against judges and to make an initial inquiry in order to present the facts to the Board at their regular meetings. The office staff also performs the usual duties of maintaining files and records of the Board. The Executive Secretary also conducts any investigation required by the Board.

The following is statistical data reflecting cases received and disposed during 1986.

RECAP OF REPORT
for
THE BOARD OF COMMISSIONERS ON JUDICIAL STANDARDS

(Three Year Period)
January 1, 1984 through December 31, 1986

	<u>1984</u>	<u>1985</u>	<u>1986</u>	<u>Total</u>
<u>CASES TO BE PROCESSED</u>				
Grievances on Hand January 1	11	10	16	37
New Grievances Received	86	99	102	287
Grievances Reopened	<u>0</u>	<u>0</u>	<u>1</u>	<u>1</u>
TOTAL GRIEVANCES	<u>97</u>	<u>109</u>	<u>119</u>	<u>325</u>
 <u>STATUS and/or DISPOSITION OF CASES PROCESSED</u>				
Dismissed by Board After Review/Appropriate Action Taken by Board	83	87	91	261
Proceedings Discontinued by Board-- Judge no longer in Office	1	4	4	9
Board's Recommendation Referred to Supreme Court Private/Public Reprimand or Formal Complaint Dismissed	<u>3</u>	<u>2</u>	<u>0</u>	<u>5</u>
Total Cases Concluded	87	93	95	275
Grievances Under Investigation as of December 31 (Including Pending-Inactive)	3	10	11	24
Board's Recommendation to Supreme Court (Pending)	1	1	0	2
Grievances to be Presented to the Board (Received after last quarterly Board Meeting)	<u>6</u>	<u>5</u>	<u>13</u>	<u>24</u>
Total Cases to be Investigated/ Pending	10	16	24	50
TOTAL GRIEVANCES	<u>97</u>	<u>109</u>	<u>119</u>	<u>325</u>

RECAP OF RESULTS OF ACTIONS TAKEN AFTER RECEIPT OF GRIEVANCE
BY THE OFFICE OF
THE BOARD OF COMMISSIONERS ON JUDICIAL STANDARDS

(Nov-Dec)

	1976	1977	1978	1979	1980	1981	1982	1983	1984	1985	1986	Total
Informal corrective action (warning, admonition, judge corrected problem)	1	60	24	48	16	21	0	5	6	4	3	188
Interview of judge before the Board	0	0	0	1	0	0	4	0	1	0	1	7
Formal complaint/amended complaint served	0	2	2	0	1	2	3	1	1	3	2	17
Hearing by Masters to Rule on Motions	0	0	0	0	1	0	0	0	0	0	0	1
Formal hearing held by Hearing Masters	0	2	1	0	1	2	2	1	3	1	2	15
Board accepted/adopted Hearing Masters Report			0	1	0	1	2	2	2	0	0	8
Hearing before Board of Commissioners	0	1	0	1	0	1	0	0	1	1	0	5
Supreme Court accepted Board's Recommendation	0	1	0	0	0	1	7	1	2	1	1	14
Supreme Court disagreed with Board's Recommendation	0	0	0	0	0	0	0	1	0	1	0	2
Judge retired by Supreme Court	0	0	1	0	0	0	1	0	0	0	0	2
Judge removed by Supreme Court	0	0	0	0	0	0	1	0	0	0	0	1
Judge removed from office by Governor	0	3	1	0	0	0	2	1	0	0	0	7
Case remanded to Board by Supreme Court to administer private reprimand	0	0	0	0	0	0	1	2	1	0	0	4
Judge resigned before investigation initiated							1	0	0	0	2	3
Judge resigned after formal hearing	0	0	1	0	0	0	0	0	0	0	0	1
Judge resigned after formal complaint served	0	1	0	0	0	1	0	0	0	0	0	2
Judge resigned after receiving Rule to Show Cause and Petition for Suspension	0	0	4	0	0	0	0	0	0	3	0	7
Judge resigned/term expired and not reappointed while Judge under investigation	0	4	2	1	7	7	5	1	1	0	1	29
Judge suspended by the Chief Justice	0	2	1	2	2	1	4	3	0	2	2	19
Indefinite suspension by Supreme Court	0	0	0	0	0	0	1	0	0	0	0	1
Judge suspended by the Governor	2	0	3	0	0	0	0	0	0	0	0	5
Judge voluntarily suspended himself	0	0	2	0	0	0	0	0	0	0	0	2
Case turned over to Supreme Court	0	0	0	0	0	0	1	0	0	0	0	1
Waiver and Consent signed by Judge (Judge waives Hearing and consents to sanction)							3	0	0	1	1	5
Orders/new procedures recommended by Board	0	0	0	0	0	3	0	0	0	0	0	3

DATA REFLECTING CASES RECEIVED AND DISPOSITION

Since its inception (November 1, 1976) the Commission has received 1,295 matters concerning grievances against judicial officers.

During the past year, January 1, 1986 through December 31, 1986, the Commission handled 119 matters relating to grievances against judicial officers. 102 new grievances were received and 1 previously dismissed case was reopened in 1986 with 16 grievances pending on January 1, 1986. Of the 119 matters handled, 95 grievances reached final disposition, resulting in a year-end case load of 24 pending grievances.

GRIEVANCE SOURCES

Of the 102 new grievances filed with the Commission in the course of the 1986 reporting period, such grievances originated from the following sources:

- 82 Litigants
- 1 Nonlitigating citizen (juror)
- 1 Private attorney
- 5 Chief Justice of the Supreme Court
- 4 Court Administration Office referrals
- 6 Judicial Standards Commission
- 2 South Carolina Law Enforcement (SLED)
- 1 Magistrate
- 102 Total

SUBJECT MATTER GRIEVANCES

Of the 102 new grievances received by the Commission during the 1986 reporting period, such grievances complained of the following matters:

- 1 Judge charged with petit larceny
- 1 Judge charged with arson and conspiracy
- 1 Judge charged with DUI
- 1 Judge perjured himself during testimony
- 1 Judge sought sexual favors in exchange for bond reduction
- 1 Bank account/bond money handled improperly
- 1 Audit found numerous "problem" warrants
- 2 Judge has alcohol problem/intoxicated on bench
- 1 Judge frequented bars at illegal hours
- 1 Judge allegedly purchased real estate probated in his court
- 3 Judge allegedly used judicial authority improperly/used his position to solicit legal business
- 1 Judge failed to submit monthly reports in timely manner to Court Administration
- 1 Judge allegedly refused to pay his debt
- 1 Judge failed to abide by jail delivery schedule
- 1 Sheriff's office unable to obtain warrants/not transmitted
- 1 Judge's secretary allegedly made change of venue decision
- 1 Judge signed and served warrant
- 1 Judge failed to appear at hearings/designated times

- 1 Reports indicated judge had low number of monthly case dispositions
- 1 Complainant allegedly overheard judge's wife discussing his case with plaintiff's wife in courthouse
- 6 Complainant allegedly was frightened/humiliated/embarrassed by judge
- 7 Complainant alleges judge is rude/abrasive/abrupt
- 3 Judge allegedly threatened complainant
- 2 Judge behaved improperly
- 1 Judge allegedly lied to complainant
- 17 Judge allegedly was biased/prejudiced against complainant
- 2 Judge allegedly used profanity
- 1 Judge allegedly refused to talk to complainant
- 2 Judge allegedly made inappropriate remarks
- 1 Complainant alleges harassment by judge
- 1 Complainant believes he was unable to obtain attorney because of judge
- 1 Complainant alleges judge is part of conspiracy
- 1 Complainant alleges judge is guilty of malfeasance
- 1 Judge represented his immediate family in court
- 17 Complainant disagrees with judicial decision/judge unfair
- 9 Complainant unhappy with judge's handling of case/did not conduct proper trial/held "mockery" trial/mishandled case/did not follow recommended procedures
- 1 Judge allegedly reversed judgments without hearing
- 2 Judge failed to prepare returns/complete duties/render decision in timely manner
- 1 Judge allegedly entered judgment contrary to plea
- 1 Judge alleged to have prejudged case
- 1 Judge would not allow prosecution to cross-examine witnesses
- 2 Judge allegedly initiated ex parte communication
- 1 Judge failed to dispose of civil case
- 1 Judge allegedly used poor judgment
- 1 Judge falsified traffic ticket to indicate complainant had jury trial
- 1 Judge allegedly disposed of criminal case outside his jurisdiction
- 1 Judge signed order contrary to oral agreement
- 1 Complainant alleges he is denied due process
- 1 Judge allegedly accepted forged and perjured testimony
- 1 Complainant alleges collusion between judge and opposing attorney
- 1 Complainant alleges judge did not consider testimony
- 1 Judge allegedly sentenced complainant at rule to show cause hearing
- 1 Judge allegedly attempting to deprive complainant of his inheritance
- 1 Judge allegedly rubber stamping
- 1 Judge allegedly mishandled traffic violation
- 1 Judge refused to issue warrant
- 1 Judge allegedly did not notify complainant of trial date
- 1 Complainant allegedly ordered out of judge's office by judge
- 1 Complainant unhappy with way judge runs his (judge's) realty company
- 5 Judge allegedly refused to hear case

- 1 Judge allegedly issued warrant improperly
- 1 Complainant feels he was not given adequate time to obtain counsel
- 1 Judge did not participate in investigation as requested by complainant
- 1 Chief magistrate directed other magistrates to wear a badge

This report reflects a breakdown of all complaints received during the year just completed and is a listing of various types of complaints people have lodged against members of the judiciary. It is not a tally of the number of cases opened by this office during the year, since one case may include more than one complaint against a judge.

A majority of the complaints were made on personal opinion and were without any basis of fact.

DISPOSITIONAL BREAKDOWN

Of the 95 grievances processed to completion by the Commission during the 1986 reporting period, the ultimate determination of such grievances was as follows:

- 86 Dismissed (unfounded; no evidence of misconduct; lack of jurisdiction; appellate matter)
- 4 Dismissed after appropriate action was taken by the Board
- 1 Case concluded after Public Reprimand issued
Proceedings discontinued
- 3 Judge resigned (2 judges/3 grievances)
- 1 Judge died
- 95 Total

CATEGORY OF JUDGE COMPLAINED AGAINST

- 15 Circuit Court
- 23 Family Court
- 50 Magistrate Court
- 6 Probate Court
- 7 Municipal Court
- 1 Master-in-Equity
- 102 Total

ANALYSIS OF DATA:

Some brief conclusions can be drawn upon examination of the above grievance data:

(1) Over 75% of all grievances were either obviously unfounded, there was no evidence of misconduct, there was lack of jurisdiction or they were appellate matters. Grievances of the latter type came from dissatisfied litigants who had accused the judge of partiality or disregard of the law in the case, but who point to no substantiating evidence of misconduct. Such persons were advised of the proper appellate remedy.

(2) Many grievances were received from litigants in divorce or custody matters and from civil and criminal defendants. A common assertion made was that the judge failed to give the parties a fair

hearing in the case or was arrogant and rude. Judges might profitably reexamine their attitude and demeanor toward lawyers and litigants and where necessary, take more care to arrive at sound judgments, make their decisions and explain the reasons for their rulings with as little display of personal feeling as possible.

ACTION TAKEN IN THE REPORTING PERIOD
(JANUARY 1, 1986 THROUGH DECEMBER 31, 1986)

The Commission continued to experience an increase in requests for investigations during 1986. The number of complaints against magistrates continued to lead, as expected, due to the number of active magistrates; however, the number of complaints against family court judges decreased and circuit court judges showed the largest percentage of increase. Circuit court complaints increased from ten to fifteen.

Numerous general questions regarding the function and discipline process of the Commission were also answered on a continued basis by telephone calls or personal visits to the office.

Members of the Commission made two presentations during the year during Magistrates' orientations and one presentation to the Judicial Conference.

BOARD OF LAW EXAMINERS

Section 4 of Article V of the Constitution provides that the Supreme Court shall have jurisdiction over the admission of persons to the practice of law and, pursuant to this provision, the Court has appointed a Board of Law Examiners whose responsibility it is to determine whether or not the applicants possess the necessary legal knowledge for admission. In addition, the Court has appointed a Committee of five attorneys to determine whether the applicants possess the character and fitness for admission.

The bar examination consists of a multistate examination as given by the National Conference of Bar Examiners. This is a machine graded examination that is given in 41 states on the last Wednesday in February and July each year. In addition to the multistate examination, the examiners prepare questions and test the applicants on additional subjects. The essay portion of the examination is given on Thursday and Friday following the multistate examination. Each examiner grades his own questions and the scores are combined for an average and then forwarded to the National Conference of Bar Examiners to be combined with multistate grades.

The Clerk of the Supreme Court serves as secretary to the Board of Law Examiners, and the administrative work in connection with bar admissions is the responsibility of the Clerk.

The following statistics will be of interest.

Year	Number Taking Bar Examination	Number Passing	% Passing
1973	280	260	93%
1974	298	278	93%
1975	309	288	93%
1976	322	298	93%
1977	369	350	95%
1978	327	304	93%
1979	342	308	90%
1980	274	253	92%
1981	314	287	91%
1982	309	305	99%
1983	306	298	97%
1984	337	300	89%
1985	353	292	83%
1986	391	319	82%

CONTINUING LEGAL EDUCATION COMMISSION

The Supreme Court of South Carolina adopted in 1976 a rule which required mandatory continuing legal education for all judges within the state judicial system with the exception of the magisterial judges. Each judge is required to complete a minimum of fifteen (15) hours of legal education each calendar year. Such training may be acquired by in-state or out-of-state programs which are approved by the Commission. The Commission is composed of a Justice of the Supreme Court who shall serve as chairman, one Court of Appeals Judge, two Circuit Court Judges, one Family Court Judge, one member of the University of South Carolina Law School Faculty and two members of the Bar of South Carolina. The Continuing Legal Education Program of the South Carolina Bar provides secretarial services to the Continuing Legal Education Commission for the Judiciary.

YEAR	GENERAL SESSIONS				COMMON PLEAS				FAMILY COURT				GENERAL SESSIONS, COMMON PLEAS, AND FAMILY COURTS COMBINED		
	FILED	DISPO.	PEND.	LESS	FILED	DISPO.	PEND.	LESS	FILED	DISPO.	PEND.	LESS	FILED	DISPO.	PEND. OF YR.
			END OF YR.	THAN 6 MO.			END OF YR.	THAN 6 MO.			END OF YR.	THAN 6 MO.			
1976					26,257	33,239	15,813		43,592	38,078	17,502				
1977					29,259	28,905	16,167		54,272	51,553	20,221				
1978	30,308	30,868	8,672		27,840	27,871	16,136		60,364	62,586	17,999	65%	118,512	121,325	42,807
1979	31,746	32,757	7,628		36,349	31,368	23,282		52,635	55,259	15,375	76%	120,730	119,384	46,285
1980	34,147	33,722	8,215		38,359	41,330	19,690	80%	53,184	53,138	14,462	83%	125,690	128,190	42,367
1981	31,930	33,421	6,600		38,465	38,909	19,282	87%	54,240	53,032	15,326	83%	124,635	125,362	41,208
1982	30,685	29,580	8,074		42,233	39,691	22,328	89%	54,464	52,703	16,881	80%	127,382	121,974	47,283
1983	37,661	38,819	6,127	52%	40,498	44,249	18,985	95%	59,655	60,253	16,054	86%	137,814	143,321	41,166
1984	40,371	42,188	4,399	73%	41,835	42,528	18,628	98%	62,413	63,830	14,896	92%	144,619	148,546	37,923
1985	41,436	41,668	4,188	73%	47,466	45,389	21,037	97%	61,824	61,930	14,977	91%	150,726	148,987	40,202
1986	48,057	46,859	5,417	79%	52,895	50,475	23,647	98%	63,781	64,049	14,967	95%	164,733	161,383	44,031

YEAR	SUMMARY COURTS						ALL STATEWIDE		PROBATE COURT		
	MAGISTRATE COURT		MUNICIPAL COURT		TOTAL		TRIAL COURTS		FILED	DISPO.	PEND. END OF YEAR
	FILED	DISPO.	FILED	DISPO.	FILED	DISPO.	FILED	DISPO.			
1976	532,803	523,618									
1977	565,838	552,658									
1978	577,616	585,309									
1979	604,068	604,398									
1980	601,419	601,481	248,095	248,822	849,514	850,303	975,204	978,493			
1981	608,402	608,168	297,951	297,179	906,353	905,347	1,030,988	1,030,709			
1982	609,752	609,013	300,374	301,341	910,126	910,354	1,037,508	1,032,328			
1983	616,479	608,143	305,155	304,876	921,634	913,019	1,059,448	1,056,340			
1984	608,575*	610,203	332,165	330,728	940,740	940,931	1,085,359	1,089,477	18,595	11,400	21,374
1985	610,650*	612,180	347,819	346,621	958,469	958,801	1,109,195	1,107,788	19,703	17,088	24,769
1986	620,200*	621,625*	364,265	364,298	984,465	985,923	1,149,198	1,147,306	20,459	19,552	25,715

*Estimated

SOUTH CAROLINA SUPREME COURT STATISTICS, 1986

As of December 31, 1986, the Supreme Court had a total of 1,177 cases pending, broken down as follows:

Cases ready for consideration (all briefs filed)	- 165
(This compares to 470 as of December 1985.)	
Cases docketed but awaiting 1 or more briefs	- 220
Cases awaiting docketing in various stages	- 792
	1,177*

The Court of Appeals had 166 cases pending as of December 31, 1986. The Court of Appeals issued 337 opinions in 1986.

IN THE SUPREME COURT

	Year Docketed		
	1985	1986	Total
Routine Civil	4	54	56
Rule 29 - Civil (No Oral argument)	0	8	8
Family Court	3	28	31
Routine Criminal	1	49	50
No Merit Criminal	0	14	14
Post-Conviction Relief	0	1	1
Attorney Disciplinary Matters	0	3	3
Original Jurisdiction	0	0	0
Certified Questions from Federal Courts	0	1	1
Certiorari from Court of Appeals	0	1	1
	8	159	165

* Does not include cases heard and under advisement.

882 cases were docketed in 1986 compared to 890 in 1985.

The Supreme Court this year disposed of a total of 696 cases (481 by unpublished opinions and 215 by published opinions.)

76 Cases have been dismissed due to settlements, withdrawal of the appeal, failure to perfect, etc.

Motions practice is reflected in the following:

Motions	-	Filed in 1985	- 2,136
		Filed in 1986	- 2,182
		Disposed of	- 2,055
		Pending	127

The Court also has 57 Petitions for Certiorari in the Post-Conviction Relief cases Pending.

CASES DOCKETED IN 1986

Civil (Oral Argument)	351
Civil (No Argument)	52
Family Court	184
Criminal	257
Post-Conviction	3
Attorney Disciplinary	20
Original Jurisdiction	0
Certified Questions of Law	2
Certiorari	13
	882

PETITIONS FOR CERTIORARI

Filed During 1986

	Post-Conviction	Court of Appeals	Total
Filed	133	72	205
Denied	81	63	144
Granted	10	14	24
Dismissed	0	1	1
Pending	57	23	80

NOTICES OF APPEAL

Filed During 1986

Filed	Dismissed	Pending	Total Filed to Date
2,189	951	792	2,189

BREAKDOWN OF CIVIL CASES DOCKETED

Filed During 1986

Routine Civil		Routine Civil Cont'd	
Contract	100	Employment Law	1
Torts	69	Administrative Law	1
Zoning	6	Products & Liability	1
Workman's Compensation	32	Corporation	1
Taxation	3	Insurance	3
State Agency	6		
Miscellaneous	34	Rule 29 - Civil	
Trust & Estates	11	Contracts	23
Property	3	Torts	12
Condemnation	2	Miscellaneous	5
Constitutional	6	Real Estate	6
Real Estate	57	Final	1
Procedural	1	Trust & Estates	1
Environmental Law	1	Revenue Bonds	1
Elections	2	Constitutional Law	1
Bonded Indebtedness	1	Family Court	2
Public Service		Property	1
Commission	3		

BREAKDOWN BY COUNTY

1986

County	Regular	Family Court
Abbeville	2	0
Aiken	26	10
Allendale	4	0
Anderson	24	5
Bamberg	1	0
Barnwell	4	1
Beaufort	36	12
Berkeley	10	4
Calhoun	1	1
Charleston	92	15
Cherokee	3	1
Chester	2	0
Chesterfield	4	1
Clarendon	2	0
Colleton	8	1
Darlington	9	3
Dillon	4	4
Dorchester	8	6
Edgefield	0	0
Fairfield	2	1
Florence	24	4
Georgetown	12	1
Greenville	52	23
Greenwood	7	1
Hampton	1	0
Horry	38	9
Jasper	2	0
Kershaw	4	2
Lancaster	2	2
Laurens	6	1
Lee	2	0
Lexington	37	14
Marion	4	2
Marlboro	2	1
McCormick	2	0
Newberry	3	0
Oconee	5	3
Orangeburg	8	4
Pickens	17	3
Richland	101	16
Saluda	4	0
Spartanburg	31	6
Sumter	15	4
Union	6	1
Williamsburg	6	0
York	20	13

CERTIFICATION OF QUESTIONS OF LAW

Filed During 1986

Filed	Dismissed	Pending	Opinions Filed
2	0	1	2

COURT OF APPEALS

As of January 1, 1986, cases pending in the Court of Appeals: 185

A total of 347 cases were transferred from the Supreme Court in 1986:

Routine Civil	214	
Rule 29	20	
Family Court	113	
Petitions for Rehearing Granted		532
Total		<u>4</u> 536

There were two weeks of Court in January - June and September - December, with a total of 357 cases scheduled for hearing during the year. 256 regular opinions and 81 memorandum opinions were issued; 2 cases combined with one opinion issued; 31 cases were dismissed; and 4 cases were returned to the Supreme Court, leaving a total of 162 cases pending.

Regular opinions are full, written opinions for publication filed by the Court on appeals considered. Memorandum opinions are full, written opinions filed by the Court on appeals considered, but not published.

1986 Motions and Petitions filed	191
1986 Motions and Petitions disposed of	177
1986 Motions and Petitions pending	14

COURT OF GENERAL SESSIONS

Filings and Dispositions

Filings in the Court of General Sessions increased by 16% during 1986 and the number of indictments disposed increased at nearly the same pace, 12%. More than half of the increase occurred in the four largest counties: Greenville, Charleston, Richland and Spartanburg.

The report on the following pages shows, for each circuit and county, the number of filings and dispositions during the year.

YEARLY CHANGE IN GENERAL SESSIONS CASES:
FILINGS AND DISPOSITIONS

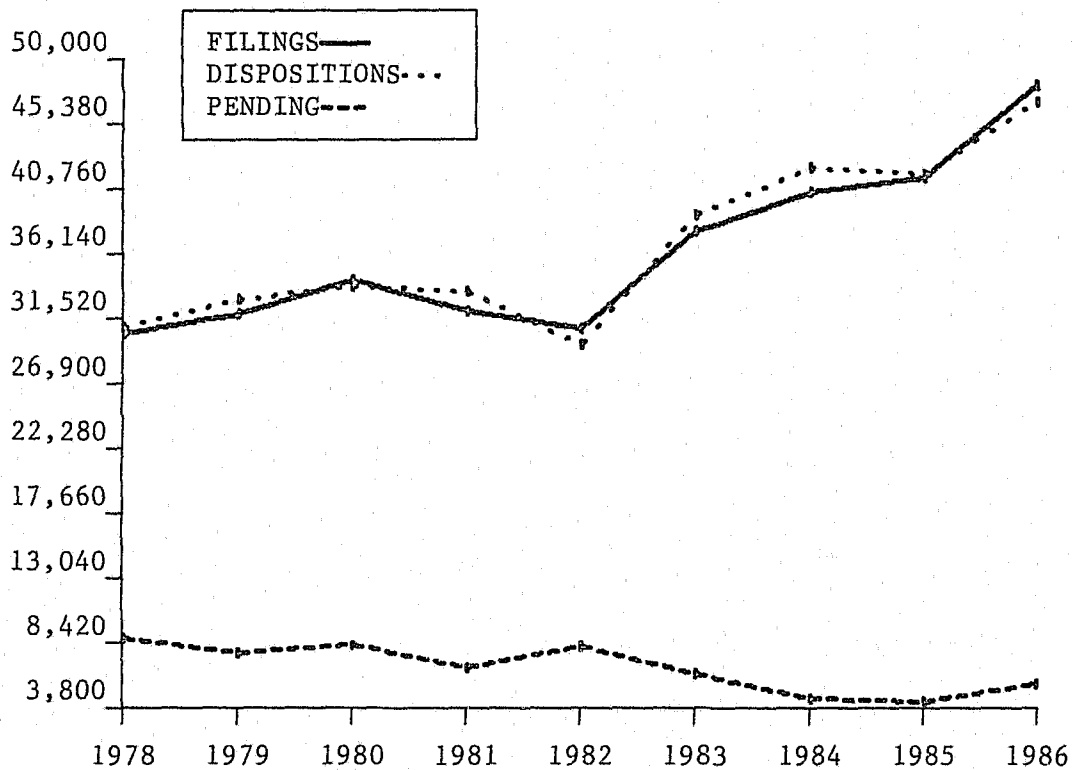
Year	Filed	Yearly Change (Cases / %)	Disposed	Yearly Change (Cases / %)
1978	30,308		30,868	
1979	31,746	+1,438 / + 5%	32,757	+1,889 / + 6%
1980	34,147	+2,401 / + 8%	33,722	+ 965 / + 3%
1981	31,930	-2,217 / - 6%	33,421	- 301 / - 1%
1982	30,685	-1,245 / - 4%	29,580	-3,841 / -11%
1983	37,661	+6,976 / +23%	38,819	+9,239 / +31%
1984	40,371	+2,710 / + 7%	42,188	+3,369 / + 9%
1985	41,436	+1,065 / + 3%	41,668	- 520 / - 1%
1986	48,057	+6,621 / +16%	46,859	+5,191 / +12%

GENERAL SESSIONS TERMS HELD

Year	Terms Held	Yearly Change (Terms / %)	Year	Terms Held	Yearly Change (Terms / %)
1978	444.2		1983	523.6	+33.8 / +6.9%
1979	503.2	+59.0 / +13.3%	1984	528.4	+ 4.8 / +0.9%
1980	505.6	+ 2.4 / + 0.5%	1985	554.6	+26.2 / +5.0%
1981	492.2	-13.4 / - 2.7%	1986	564.0	+ 9.4 / +1.7%
1982	489.8	- 4.4 / - 0.9%			

COURT: General Sessions

YEAR	FILINGS	DISPOSITIONS	PENDING END OF YEAR
1978	30,308	30,868	8,672
1979	31,746	32,757	7,628
1980	34,147	33,722	8,215
1981	31,930	33,421	6,600
1982	30,685	29,580	8,074
1983	37,661	38,819	6,127
1984	40,371	42,188	4,399
1985	41,436	41,668	4,188
1986	48,057	46,859	5,417



South Carolina Court Administration
 General Sessions Workload Report
 January 1, 1986 - December 31, 1986

COUNTY	PENDING FIRST OF PERIOD	FILED DURING PERIOD	DISPOSED DURING PERIOD	PENDING END OF PERIOD
Calhoun	21	172	133	60
Dorchester	80	649	668	61
Orangeburg	135	1,050	1,126	59
1ST CIRCUIT	236	1,871	1,927	180
Aiken	24	975	984	15
Bamberg	5	160	155	10
Barnwell	0	218	214	4
2ND CIRCUIT	29	1,353	1,353	29
Clarendon	16	263	259	20
Lee	7	193	187	13
Sumter	19	988	860	147
Williamsburg	20	593	541	72
3RD CIRCUIT	62	2,037	1,847	252
Chesterfield	72	545	584	33
Darlington	160	1,241	1,334	67
Dillon	50	482	489	43
Marlboro	151	592	616	127
4TH CIRCUIT	433	2,860	3,023	270
Kershaw	53	486	474	65
Richland	661	3,888	3,714	835
5TH CIRCUIT	714	4,374	4,188	900

South Carolina Court Administration
 General Sessions Workload Report
 January 1, 1986 - December 31, 1986

COUNTY	PENDING FIRST OF PERIOD	FILED DURING PERIOD	DISPOSED DURING PERIOD	PENDING END OF PERIOD
Chester	61	571	632	0
Fairfield	20	287	307	0
Lancaster	62	692	748	6
6TH CIRCUIT	143	1,550	1,687	6
Cherokee	59	870	835	94
Spartanburg	409	4,020	3,899	530
7TH CIRCUIT	468	4,890	4,734	624
Abbeville	36	352	355	33
Greenwood	64	998	992	70
Laurens	62	929	936	55
Newberry	15	545	539	21
8TH CIRCUIT	177	2,824	2,822	179
Berkeley	25	691	632	84
Charleston	480	3,118	2,764	834
9TH CIRCUIT	505	3,809	3,396	918
Anderson	165	1,748	1,710	203
Oconee	71	541	555	57
10TH CIRCUIT	236	2,289	2,265	260
Edgefield	23	295	306	12
Lexington	142	2239	2131	250
McCormick	17	112	124	5
Saluda	16	209	219	6
11TH CIRCUIT	198	2,855	2,780	273

South Carolina Court Administration
 General Sessions Workload Report
 January 1, 1986 - December 31, 1986

COUNTY	PENDING FIRST OF PERIOD	FILED DURING PERIOD	DISPOSED DURING PERIOD	PENDING END OF PERIOD
Florence	39	1,104	1,133	10
Marion	5	304	304	5
12TH CIRCUIT	44	1,408	1,437	15
Greenville	197	6,590	6,291	496
Pickens	14	1,198	1,135	77
13TH CIRCUIT	211	7,788	7,426	573
Allendale	21	207	185	43
Beaufort	163	1062	966	259
Colleton	67	738	667	138
Hampton	33	239	231	41
Jasper	57	341	306	92
14TH CIRCUIT	341	2,587	2,355	573
Georgetown	82	548	590	40
Horry	169	2,099	2,088	180
15TH CIRCUIT	251	2,647	2,678	220
Union	11	572	553	30
York	160	2,343	2,388	115
16TH CIRCUIT	171	2,915	2,941	145
STATEWIDE	4,219	48,057	46,859	5,417

From CRM 60, run 02/28/87

COURT OF GENERAL SESSIONS

Indictment Dispositions

A total of 46,859 indictments were disposed during 1986. Of those, 67% or 31,599 indictments resulted in convictions. Non-convictions, which include verdicts of not guilty and administrative actions such as dismissals or decisions to nol pros, were the result in 27% or 12,730 of the cases. The remaining 5% or 2,530 indictments were disposed by transfer to other courts or other types of disposition.

The report on the following pages shows, by county and circuit, the number of indictments disposed during 1986 and the method of disposition.

YEARLY RATES OF CONVICTIONS AND NON-CONVICTIONS
IN THE COURT OF GENERAL SESSIONS

Year	Disposed	Convictions (Cases / %)	Non-convictions (Cases / %)	Other (Cases / %)
1980	33,722	26,750 / 79.3%	6,429 / 19.1%	543 / 1.6%
1981	33,421	25,129 / 75.2%	7,419 / 22.2%	873 / 2.6%
1982	29,580	22,764 / 77.0%	6,385 / 21.6%	431 / 1.5%
1983	38,819	26,855 / 69.2%	9,057 / 23.3%	2,907 / 7.5%
1984	42,188	27,292 / 64.7%	12,167 / 28.8%	2,729 / 6.5%
1985	41,668	28,610 / 68.6%	10,822 / 26.0%	2,236 / 5.4%
1986	46,859	31,599 / 67.4%	12,730 / 27.2%	2,530 / 5.4%

South Carolina Court Administration
 Number of Indictments Disposed by Type of Disposition
 January 1, 1986 - December 31, 1986

COUNTY	TOTAL DISPOSED	GUILTY PLEA	GUILTY AT TRIAL	TOTAL CONVICTED	NOT GUILTY AT TRIAL	NOLLE PROSEQUI*	JUDICIAL DISMISSAL	TOTAL NOT CONVICTED	REMANDS & OTHER DISPOSITIONS
Calhoun	133	58	6	64 / 48%	2	54	1	57 / 43%	12 / 9%
Dorchester	668	382	7	389 / 58%	5	254	3	262 / 39%	17 / 3%
Orangeburg	1,126	668	15	683 / 61%	5	379	3	387 / 34%	56 / 5%
1ST CIRCUIT	1,927	1,108	28	1,136 / 59%	12	687	7	706 / 37%	85 / 4%
Aiken	984	756	18	774 / 79%	10	168	1	179 / 18%	31 / 3%
Bamberg	155	121	2	123 / 79%	1	22	0	23 / 15%	9 / 6%
Barnwell	214	183	3	186 / 87%	0	17	0	17 / 8%	11 / 5%
2ND CIRCUIT	1,353	1,060	23	1,083 / 80%	11	207	1	219 / 16%	51 / 4%
Clarendon	259	204	6	210 / 81%	1	17	20	38 / 15%	11 / 4%
Lee	187	135	7	142 / 76%	0	16	4	20 / 11%	25 / 13%
Sumter	860	609	31	640 / 74%	6	103	37	146 / 17%	74 / 9%
Williamsburg	541	277	30	307 / 57%	5	138	28	171 / 32%	63 / 12%
3RD CIRCUIT	1,847	1,225	74	1,299 / 70%	12	274	89	375 / 20%	173 / 9%

*Includes cases disposed as "Prosecution Ended"

South Carolina Court Administration
 Number of Indictments Disposed by Type of Disposition
 January 1, 1986 - December 31, 1986

COUNTY	TOTAL DISPOSED	GUILTY PLEA	GUILTY AT TRIAL	TOTAL CONVICTED	NOT GUILTY AT TRIAL	NOLLE PROSEQUI*	JUDICIAL DISMISSAL	TOTAL NOT CONVICTED	REMANDS & OTHER DISPOSITIONS
Chesterfield	584	326	22	348 / 60%	2	165	9	176 / 30%	60 / 10%
Darlington	1,334	649	34	683 / 51%	14	374	6	394 / 30%	257 / 19%
Dillon	489	226	15	241 / 49%	10	157	4	171 / 35%	77 / 16%
Marlboro	616	429	21	450 / 73%	5	123	7	135 / 22%	31 / 5%
4TH CIRCUIT	3,023	1,630	92	1,722 / 57%	31	819	26	876 / 29%	425 / 14%
Kershaw	474	310	1	311 / 66%	1	139	0	140 / 30%	23 / 5%
Richland	3,714	2,126	288	2,414 / 65%	64	1,049	88	1,201 / 32%	99 / 3%
5TH CIRCUIT	4,188	2,436	289	2,725 / 65%	65	1,188	88	1,341 / 32%	122 / 3%
Chester	632	354	13	367 / 58%	3	235	0	238 / 38%	27 / 4%
Fairfield	307	198	12	210 / 68%	4	76	7	87 / 28%	10 / 3%
Lancaster	748	488	15	503 / 67%	6	221	1	228 / 30%	17 / 2%
6TH CIRCUIT	1,687	1,040	40	1,080 / 64%	13	532	8	553 / 33%	54 / 3%

*Includes cases disposed as "Prosecution Ended"

South Carolina Court Administration
 Number of Indictments Disposed by Type of Disposition
 January 1, 1986 - December 31, 1986

COUNTY	TOTAL DISPOSED	GUILTY PLEA	GUILTY AT TRIAL	TOTAL CONVICTED	NOT GUILTY AT TRIAL	NOLLE PROSEQUI*	JUDICIAL DISMISSAL	TOTAL NOT CONVICTED	REMANDS & OTHER DISPOSITIONS
Cherokee	835	574	21	595 / 71%	3	200	0	203 / 24%	37 / 4%
Spartanburg	3,899	2,626	62	2,688 / 69%	28	918	12	958 / 25%	253 / 6%
7TH CIRCUIT	4,734	3,200	83	3,283 / 69%	31	1,118	12	1,161 / 25%	290 / 6%
Abbeville	355	247	4	251 / 71%	0	73	0	73 / 21%	31 / 9%
Greenwood	992	753	12	765 / 77%	2	178	2	182 / 18%	45 / 5%
Laurens	936	697	11	708 / 76%	3	165	1	169 / 18%	59 / 6%
Newberry	539	398	12	410 / 76%	3	88	0	91 / 17%	38 / 7%
8TH CIRCUIT	2,822	2,095	39	2,134 / 76%	8	504	3	515 / 18%	173 / 6%
Berkeley	632	416	24	440 / 70%	3	126	24	153 / 24%	39 / 6%
Charleston	2,764	1,966	154	2,120 / 77%	31	293	51	375 / 14%	269 / 10%
9TH CIRCUIT	3,396	2,382	178	2,560 / 75%	34	419	75	528 / 16%	308 / 9%
Anderson	1,710	1,108	32	1,140 / 67%	9	555	3	567 / 33%	3 / 0%
Oconee	555	326	22	348 / 63%	3	201	1	205 / 37%	2 / 0%
10TH CIRCUIT	2,265	1,434	54	1,488 / 66%	12	756	4	772 / 34%	5 / 0%

*Includes cases disposed as "Prosecution Ended"

South Carolina Court Administration
 Number of Indictments Disposed by Type of Disposition
 January 1, 1986 - December 31, 1986

COUNTY	TOTAL DISPOSED	GUILTY PLEA	GUILTY AT TRIAL	TOTAL CONVICTED	NOT GUILTY AT TRIAL	NOLLE PROSEQUI*	JUDICIAL DISMISSAL	TOTAL NOT CONVICTED	REMANDS & OTHER DISPOSITIONS
Edgefield	306	190	5	195 / 64%	1	97	0	98 / 32%	13 / 4%
Lexington	2,131	985	50	1,035 / 49%	26	964	3	993 / 47%	103 / 5%
McCormick	124	61	3	64 / 52%	2	53	1	56 / 45%	4 / 3%
Saluda	219	121	3	124 / 57%	0	74	2	76 / 35%	19 / 9%
11TH CIRCUIT	2,780	1,357	61	1,418 / 51%	29	1,188	6	1,223 / 44%	139 / 5%
Florence	1,133	889	41	930 / 82%	19	90	1	110 / 10%	93 / 8%
Marion	304	218	17	235 / 77%	5	24	0	29 / 10%	40 / 13%
12TH CIRCUIT	1,437	1,107	58	1,165 / 81%	24	114	1	139 / 10%	133 / 9%
Greenville	6,291	4,172	70	4,242 / 67%	24	1,907	2	1,933 / 31%	116 / 2%
Pickens	1,135	917	26	943 / 83%	10	93	48	151 / 13%	41 / 4%
13TH CIRCUIT	7,426	5,089	96	5,185 / 70%	34	2,000	50	2,084 / 28%	157 / 2%

41

*Includes cases disposed as "Prosecution Ended"

South Carolina Court Administration
 Number of Indictments Disposed by Type of Disposition
 January 1, 1986 - December 31, 1986

COUNTY	TOTAL DISPOSED	GUILTY PLEA	GUILTY AT TRIAL	TOTAL CONVICTED	NOT GUILTY AT TRIAL	NOLLE PROSEQUI*	JUDICIAL DISMISSAL	TOTAL NOT CONVICTED	REMANDS & OTHER DISPOSITIONS
Allendale	185	121	4	125 / 68%	1	46	1	48 / 26%	12 / 6%
Beaufort	966	462	40	502 / 52%	7	348	12	367 / 38%	97 / 10%
Colleton	667	355	20	375 / 56%	9	216	21	246 / 37%	46 / 7%
Hampton	231	141	7	148 / 64%	0	39	5	44 / 19%	39 / 17%
Jasper	306	149	13	162 / 53%	3	103	2	108 / 35%	36 / 12%
14TH CIRCUIT	2,355	1,228	84	1,312 / 56%	20	752	41	813 / 35%	230 / 10%
Georgetown	590	390	25	415 / 70%	5	164	1	170 / 29%	5 / 1%
Horry	2,088	1,385	42	1,427 / 68%	17	580	15	612 / 29%	49 / 2%
15TH CIRCUIT	2,678	1,775	67	1,842 / 69%	22	744	16	782 / 29%	54 / 2%
Union	553	416	5	421 / 76%	1	55	21	77 / 14%	55 / 10%
York	2,388	1,666	80	1,746 / 73%	16	483	67	566 / 24%	76 / 3%
16TH CIRCUIT	2,941	2,082	85	2,167 / 74%	17	538	88	643 / 22%	131 / 4%
STATEWIDE	46,859	30,248	1,351	31,599 / 67%	375	11,840	515	12,730 / 27%	2,530 / 5%

From CRM 90, run 02/28/87

*Includes cases disposed as "Prosecution Ended"

COURT OF GENERAL SESSIONS

Age of Pending Indictments

The number of indictments still pending at the end of 1986 rose nearly 30% from the number pending only a year earlier; however, 79% of the indictments were aged 180 days or less since the date of arrest, a six percentage point improvement over 1985. By administrative order of the Chief Justice, all indictments aged more than 180 days from the arrest date must be given priority attention by the courts. More than 40% of the indictments pending more than 180 days are on contingent docket or involve a defendant participating in a pre-trial intervention program.

The report on the following page shows, for each circuit and county, the number of indictments pending as of December 31, 1986, and the number of cases in each of the various age categories.

CHANGES IN THE NUMBER AND AGE OF
CASES PENDING IN THE COURT OF GENERAL SESSIONS

Year	Total Pending End of Year	Pending 180 Days Or Less From Date of Filing (Cases / %)	Pending 180 Days Or Less From Date of Arrest (Cases / %)
1978	8,672	3,625 / 42%	
1979	7,628	3,701 / 49%	
1980	8,215	3,855 / 47%	
1981	6,600	2,891 / 44%	
1982	8,074	3,866 / 48%	
1983	6,127	4,174 / 68%	3,197 / 52%
1984	4,399		3,228 / 73%
1985	4,188		3,074 / 73%
1986	5,417		4,258 / 79%

NOTE: Measurement of the age of pending of indictments by date of arrest was not available until 1983. After 1983, measurement of age by date of filing is not available.

South Carolina Court Administration
 Age of Pending Indictments From Date of Arrest
 Pending as of December 31, 1986

COUNTY	TOTAL PENDING	0 - 90 DAYS	91 - 180 DAYS	TOTAL 180 DAYS OR LESS	181 - 270 DAYS	271 - 365 DAYS	366 - 540 DAYS	541 DAYS OR MORE
Calhoun	60	14 / 23%	40 / 67%	54 / 90%	6 / 10%	0 / 0%	0 / 0%	0 / 0%
Prefiled	12	10	2	12	0	0	0	0
True Billed	48	4	38	42	6	0	0	0
Cont. Docket	0	0	0	0	0	0	0	0
P.T.I.	0	0	0	0	0	0	0	0
Dorchester	61	32 / 52%	25 / 41%	57 / 93%	2 / 3%	0 / 0%	1 / 2%	1 / 2%
Prefiled	0	0	0	0	0	0	0	0
True Billed	60	32	25	57	2	0	1	0
Cont. Docket	1	0	0	0	0	0	0	1
P.T.I.	0	0	0	0	0	0	0	0
Orangeburg	59	40 / 68%	14 / 24%	54 / 92%	3 / 5%	0 / 0%	2 / 3%	0 / 0%
Prefiled	1	1	0	1	0	0	0	0
True Billed	58	39	14	53	3	0	2	0
Cont. Docket	0	0	0	0	0	0	0	0
P.T.I.	0	0	0	0	0	0	0	0
1ST CIRCUIT	180	86 / 48%	79 / 44%	165 / 92%	11 / 6%	0 / 0%	3 / 2%	1 / 1%
Prefiled	13	11	2	13	0	0	0	0
True Billed	166	75	77	152	11	0	3	0
Cont. Docket	1	0	0	0	0	0	0	1
P.T.I.	0	0	0	0	0	0	0	0
Aiken	15	12 / 80%	3 / 20%	15 / 100%	0 / 0%	0 / 0%	0 / 0%	0 / 0%
Prefiled	4	4	0	4	0	0	0	0
True Billed	0	0	0	0	0	0	0	0
Cont. Docket	11	8	3	11	0	0	0	0
P.T.I.	0	0	0	0	0	0	0	0

South Carolina Court Administration
 Age of Pending Indictments From Date of Arrest
 Pending as of December 31, 1986

COUNTY	TOTAL PENDING	0 - 90 DAYS	91 - 180 DAYS	TOTAL 180 DAYS OR LESS	181 - 270 DAYS	271 - 365 DAYS	366 - 540 DAYS	541 DAYS OR MORE
Bamberg	10	10 / 100%	0 / 0%	10 / 100%	0 / 0%	0 / 0%	0 / 0%	0 / 0%
Prefiled	10	10	0	10	0	0	0	0
True Billed	0	0	0	0	0	0	0	0
Cont. Docket	0	0	0	0	0	0	0	0
P.T.I.	0	0	0	0	0	0	0	0
Barnwell	4	3 / 75%	1 / 25%	4 / 100%	0 / 0%	0 / 0%	0 / 0%	0 / 0%
Prefiled	3	3	0	3	0	0	0	0
True Billed	0	0	0	0	0	0	0	0
Cont. Docket	1	0	1	1	0	0	0	0
P.T.I.	0	0	0	0	0	0	0	0
2ND CIRCUIT	29	25 / 86%	4 / 14%	29 / 100%	0 / 0%	0 / 0%	0 / 0%	0 / 0%
Prefiled	17	17	0	17	0	0	0	0
True Billed	0	0	0	0	0	0	0	0
Cont. Docket	12	8	4	12	0	0	0	0
P.T.I.	0	0	0	0	0	0	0	0
Clarendon	20	0 / 0%	6 / 30%	6 / 30%	6 / 30%	6 / 30%	2 / 10%	0 / 0%
Prefiled	0	0	0	0	0	0	0	0
True Billed	5	0	3	3	2	0	0	0
Cont. Docket	0	0	0	0	0	0	0	0
P.T.I.	15	0	3	3	4	6	2	0
Lee	13	1 / 8%	3 / 23%	4 / 31%	8 / 62%	1 / 8%	0 / 0%	0 / 0%
Prefiled	0	0	0	0	0	0	0	0
True Billed	3	1	1	2	1	0	0	0
Cont. Docket	0	0	0	0	0	0	0	0
P.T.I.	10	0	2	2	7	1	0	0

45

South Carolina Court Administration
 Age of Pending Indictments From Date of Arrest
 Pending as of December 31, 1986

COUNTY	TOTAL PENDING	0 - 90 DAYS	91 - 180 DAYS	TOTAL 180 DAYS OR LESS	181 - 270 DAYS	271 - 365 DAYS	366 - 540 DAYS	541 DAYS OR MORE
Sumter	147	49 / 33%	56 / 38%	105 / 71%	28 / 19%	10 / 7%	3 / 2%	1 / 1%
Prefiled	2	1	1	2	0	0	0	0
True Billed	64	39	22	61	1	1	1	0
Cont. Docket	0	0	0	0	0	0	0	0
P.T.I.	81	9	33	42	27	9	2	1
Williamsburg	72	18 / 25%	34 / 47%	52 / 72%	16 / 22%	4 / 6%	0 / 0%	0 / 0%
Prefiled	0	0	0	0	0	0	0	0
True Billed	53	17	28	45	7	1	0	0
Cont. Docket	0	0	0	0	0	0	0	0
P.T.I.	19	1	6	7	9	3	0	0
3RD CIRCUIT	252	68 / 27%	99 / 39%	167 / 66%	58 / 23%	21 / 8%	5 / 2%	1 / 0%
Prefiled	2	1	1	2	0	0	0	0
True Billed	125	57	54	111	11	2	1	0
Cont. Docket	0	0	0	0	0	0	0	0
P.T.I.	125	10	44	54	47	19	4	1
Chesterfield	33	16 / 48%	16 / 48%	32 / 97%	1 / 3%	0 / 0%	0 / 0%	0 / 0%
Prefiled	15	8	6	14	1	0	0	0
True Billed	14	7	7	14	0	0	0	0
Cont. Docket	0	0	0	0	0	0	0	0
P.T.I.	4	1	3	4	0	0	0	0
Darlington	67	57 / 85%	8 / 12%	65 / 97%	1 / 1%	1 / 1%	0 / 0%	0 / 0%
Prefiled	9	6	3	9	0	0	0	0
True Billed	58	51	5	56	1	1	0	0
Cont. Docket	0	0	0	0	0	0	0	0
P.T.I.	0	0	0	0	0	0	0	0

South Carolina Court Administration
 Age of Pending Indictments From Date of Arrest
 Pending as of December 31, 1986

COUNTY	TOTAL PENDING	0 - 90 DAYS	91 - 180 DAYS	TOTAL 180 DAYS OR LESS	181 - 270 DAYS	271 - 365 DAYS	366 - 540 DAYS	541 DAYS OR MORE
Dillon	43	15 / 35%	22 / 51%	37 / 86%	6 / 14%	0 / 0%	0 / 0%	0 / 0%
Prefiled	34	14	19	33	1	0	0	0
True Billed	6	0	1	1	5	0	0	0
Cont. Docket	0	0	0	0	0	0	0	0
P.T.I.	3	1	2	3	0	0	0	0
Marlboro	127	103 / 81%	24 / 19%	127 / 100%	0 / 0%	0 / 0%	0 / 0%	0 / 0%
Prefiled	65	47	18	65	0	0	0	0
True Billed	55	54	1	55	0	0	0	0
Cont. Docket	0	0	0	0	0	0	0	0
P.T.I.	7	2	5	7	0	0	0	0
4TH CIRCUIT	270	191 / 71%	70 / 26%	261 / 97%	8 / 3%	1 / 0%	0 / 0%	0 / 0%
Prefiled	123	75	46	121	2	0	0	0
True Billed	133	112	14	126	6	1	0	0
Cont. Docket	0	0	0	0	0	0	0	0
P.T.I.	14	4	10	14	0	0	0	0
Kershaw	65	7 / 11%	51 / 78%	58 / 89%	7 / 11%	0 / 0%	0 / 0%	0 / 0%
Prefiled	0	0	0	0	0	0	0	0
True Billed	61	7	48	55	6	0	0	0
Cont. Docket	0	0	0	0	0	0	0	0
P.T.I.	4	0	3	3	1	0	0	0
Richland	835	73 / 9%	641 / 77%	714 / 86%	117 / 14%	3 / 0%	1 / 0%	0 / 0%
Prefiled	1	0	1	1	0	0	0	0
True Billed	834	73	640	713	117	3	1	0
Cont. Docket	0	0	0	0	0	0	0	0
P.T.I.	0	0	0	0	0	0	0	0

South Carolina Court Administration
 Age of Pending Indictments From Date of Arrest
 Pending as of December 31, 1986

COUNTY	TOTAL PENDING	0 - 90 DAYS	91 - 180 DAYS	TOTAL 180 DAYS OR LESS	181 - 270 DAYS	271 - 365 DAYS	366 - 540 DAYS	541 DAYS OR MORE
5TH CIRCUIT	900	80 / 9%	692 / 77%	772 / 86%	124 / 14%	3 / 0%	1 / 0%	0 / 0%
Prefiled	1	0	1	1	0	0	0	0
True Billed	895	80	688	768	123	3	1	0
Cont. Docket	0	0	0	0	0	0	0	0
P.T.I.	4	0	3	3	1	0	0	0
Chester	0	0 /ERR	0 /ERR	0 /ERR	0 /ERR	0 /ERR	0 /ERR	0 /ERR
Prefiled	0	0	0	0	0	0	0	0
True Billed	0	0	0	0	0	0	0	0
Cont. Docket	0	0	0	0	0	0	0	0
P.T.I.	0	0	0	0	0	0	0	0
Fairfield	0	0 /ERR	0 /ERR	0 /ERR	0 /ERR	0 /ERR	0 /ERR	0 /ERR
Prefiled	0	0	0	0	0	0	0	0
True Billed	0	0	0	0	0	0	0	0
Cont. Docket	0	0	0	0	0	0	0	0
P.T.I.	0	0	0	0	0	0	0	0
Lancaster	6	5 / 83%	1 / 17%	6 /100%	0 / 0%	0 / 0%	0 / 0%	0 / 0%
Prefiled	0	0	0	0	0	0	0	0
True Billed	6	5	1	6	0	0	0	0
Cont. Docket	0	0	0	0	0	0	0	0
P.T.I.	0	0	0	0	0	0	0	0
6TH CIRCUIT	6	5 / 83%	1 / 17%	6 /100%	0 / 0%	0 / 0%	0 / 0%	0 / 0%
Prefiled	0	0	0	0	0	0	0	0
True Billed	6	5	1	6	0	0	0	0
Cont. Docket	0	0	0	0	0	0	0	0
P.T.I.	0	0	0	0	0	0	0	0

South Carolina Court Administration
 Age of Pending Indictments From Date of Arrest
 Pending as of December 31, 1986

COUNTY	TOTAL PENDING	0 - 90 DAYS	91 - 180 DAYS	TOTAL 180 DAYS OR LESS	181 - 270 DAYS	271 - 365 DAYS	366 - 540 DAYS	541 DAYS OR MORE
Cherokee	94	21 / 22%	72 / 77%	93 / 99%	1 / 1%	0 / 0%	0 / 0%	0 / 0%
Prefiled	0	0	0	0	0	0	0	0
True Billed	94	21	72	93	1	0	0	0
Cont. Docket	0	0	0	0	0	0	0	0
P.T.I.	0	0	0	0	0	0	0	0
Spartanburg	530	82 / 15%	386 / 73%	468 / 88%	56 / 11%	4 / 1%	0 / 0%	2 / 0%
Prefiled	0	0	0	0	0	0	0	0
True Billed	530	82	386	468	56	4	0	2
Cont. Docket	0	0	0	0	0	0	0	0
P.T.I.	0	0	0	0	0	0	0	0
7TH CIRCUIT	624	103 / 17%	458 / 73%	561 / 90%	57 / 9%	4 / 1%	0 / 0%	2 / 0%
Prefiled	0	0	0	0	0	0	0	0
True Billed	624	103	458	561	57	4	0	2
Cont. Docket	0	0	0	0	0	0	0	0
P.T.I.	0	0	0	0	0	0	0	0
Abbeville	33	9 / 27%	8 / 24%	17 / 52%	14 / 42%	2 / 6%	0 / 0%	0 / 0%
Prefiled	0	0	0	0	0	0	0	0
True Billed	14	6	4	10	4	0	0	0
Cont. Docket	0	0	0	0	0	0	0	0
P.T.I.	19	3	4	7	10	2	0	0
Greenwood	70	37 / 53%	24 / 34%	61 / 87%	9 / 13%	0 / 0%	0 / 0%	0 / 0%
Prefiled	0	0	0	0	0	0	0	0
True Billed	24	21	2	23	1	0	0	0
Cont. Docket	0	0	0	0	0	0	0	0
P.T.I.	46	16	22	38	8	0	0	0

South Carolina Court Administration
 Age of Pending Indictments From Date of Arrest
 Pending as of December 31, 1986

COUNTY	TOTAL PENDING	0 - 90 DAYS	91 - 180 DAYS	TOTAL 180 DAYS OR LESS	181 - 270 DAYS	271 - 365 DAYS	366 - 540 DAYS	541 DAYS OR MORE
Laurens	55	11 / 20%	31 / 56%	42 / 76%	5 / 9%	8 / 15%	0 / 0%	0 / 0%
Prefiled	0	0	0	0	0	0	0	0
True Billed	14	5	9	14	0	0	0	0
Cont. Docket	0	0	0	0	0	0	0	0
P.T.I.	41	6	22	28	5	8	0	0
Newberry	21	5 / 24%	12 / 57%	17 / 81%	4 / 19%	0 / 0%	0 / 0%	0 / 0%
Prefiled	0	0	0	0	0	0	0	0
True Billed	14	5	9	14	0	0	0	0
Cont. Docket	0	0	0	0	0	0	0	0
P.T.I.	7	0	3	3	4	0	0	0
8TH CIRCUIT	179	62 / 35%	75 / 42%	137 / 77%	32 / 18%	10 / 6%	0 / 0%	0 / 0%
Prefiled	0	0	0	0	0	0	0	0
True Billed	66	37	24	61	5	0	0	0
Cont. Docket	0	0	0	0	0	0	0	0
P.T.I.	113	25	51	76	27	10	0	0
Berkeley	84	46 / 55%	23 / 27%	69 / 82%	15 / 18%	0 / 0%	0 / 0%	0 / 0%
Prefiled	24	23	0	23	1	0	0	0
True Billed	17	9	7	16	1	0	0	0
Cont. Docket	0	0	0	0	0	0	0	0
P.T.I.	43	14	16	30	13	0	0	0
Charleston	834	195 / 23%	538 / 65%	733 / 88%	75 / 9%	26 / 3%	0 / 0%	0 / 0%
Prefiled	47	20	25	45	0	2	0	0
True Billed	443	132	288	420	22	1	0	0
Cont. Docket	1	0	0	0	0	1	0	0
P.T.I.	343	43	225	268	53	22	0	0

South Carolina Court Administration
 Age of Pending Indictments From Date of Arrest
 Pending as of December 31, 1986

COUNTY	TOTAL PENDING	0 - 90 DAYS	91 - 180 DAYS	TOTAL 180 DAYS OR LESS	181 - 270 DAYS	271 - 365 DAYS	366 - 540 DAYS	541 DAYS OR MORE
9TH CIRCUIT	918	241 / 26%	561 / 61%	802 / 87%	90 / 10%	26 / 3%	0 / 0%	0 / 0%
Prefiled	71	43	25	68	1	2	0	0
True Billed	460	141	295	436	23	1	0	0
Cont. Docket	1	0	0	0	0	1	0	0
P.T.I.	386	57	241	298	66	22	0	0
Anderson	203	15 / 7%	124 / 61%	139 / 68%	54 / 27%	6 / 3%	3 / 1%	1 / 0%
Prefiled	0	0	0	0	0	0	0	0
True Billed	201	15	124	139	54	4	3	1
Cont. Docket	0	0	0	0	0	0	0	0
P.T.I.	2	0	0	0	0	2	0	0
Oconee	57	9 / 16%	29 / 51%	38 / 67%	16 / 28%	3 / 5%	0 / 0%	0 / 0%
Prefiled	3	0	1	1	2	0	0	0
True Billed	54	9	28	37	14	3	0	0
Cont. Docket	0	0	0	0	0	0	0	0
P.T.I.	0	0	0	0	0	0	0	0
10TH CIRCUIT	260	24 / 9%	153 / 59%	177 / 68%	70 / 27%	9 / 3%	3 / 1%	1 / 0%
Prefiled	3	0	1	1	2	0	0	0
True Billed	255	24	152	176	68	7	3	1
Cont. Docket	0	0	0	0	0	0	0	0
P.T.I.	2	0	0	0	0	2	0	0
Edgefield	12	0 / 0%	7 / 58%	7 / 58%	3 / 25%	1 / 8%	0 / 0%	1 / 8%
Prefiled	0	0	0	0	0	0	0	0
True Billed	12	0	7	7	3	1	0	1
Cont. Docket	0	0	0	0	0	0	0	0
P.T.I.	0	0	0	0	0	0	0	0

South Carolina Court Administration
 Age of Pending Indictments From Date of Arrest
 Pending as of December 31, 1986

COUNTY	TOTAL PENDING	0 - 90 DAYS	91 - 180 DAYS	TOTAL 180 DAYS OR LESS	181 - 270 DAYS	271 - 365 DAYS	366 - 540 DAYS	541 DAYS OR MORE
Lexington	250	66 / 26%	120 / 48%	186 / 74%	44 / 18%	19 / 8%	1 / 0%	0 / 0%
Prefiled	1	1	0	1	0	0	0	0
True Billed	249	65	120	185	44	19	1	0
Cont. Docket	0	0	0	0	0	0	0	0
P.T.I.	0	0	0	0	0	0	0	0
McCormick	5	2 / 40%	3 / 60%	5 / 100%	0 / 0%	0 / 0%	0 / 0%	0 / 0%
Prefiled	0	0	0	0	0	0	0	0
True Billed	5	2	3	5	0	0	0	0
Cont. Docket	0	0	0	0	0	0	0	0
P.T.I.	0	0	0	0	0	0	0	0
Saluda	6	2 / 33%	4 / 67%	6 / 100%	0 / 0%	0 / 0%	0 / 0%	0 / 0%
Prefiled	0	0	0	0	0	0	0	0
True Billed	6	2	4	6	0	0	0	0
Cont. Docket	0	0	0	0	0	0	0	0
P.T.I.	0	0	0	0	0	0	0	0
11TH CIRCUIT	273	70 / 26%	134 / 49%	204 / 75%	47 / 17%	20 / 7%	1 / 0%	1 / 0%
Prefiled	1	1	0	1	0	0	0	0
True Billed	272	69	134	203	47	20	1	1
Cont. Docket	0	0	0	0	0	0	0	0
P.T.I.	0	0	0	0	0	0	0	0
Florence	10	0 / 0%	7 / 70%	7 / 70%	2 / 20%	0 / 0%	0 / 0%	1 / 10%
Prefiled	0	0	0	0	0	0	0	0
True Billed	10	0	7	7	2	0	0	1
Cont. Docket	0	0	0	0	0	0	0	0
P.T.I.	0	0	0	0	0	0	0	0

South Carolina Court Administration
Age of Pending Indictments From Date of Arrest
Pending as of December 31, 1986

COUNTY	TOTAL PENDING	0 - 90 DAYS	91 - 180 DAYS	TOTAL 180 DAYS OR LESS	181 - 270 DAYS	271 - 365 DAYS	366 - 540 DAYS	541 DAYS OR MORE
Marion	5	0 / 0%	5 / 100%	5 / 100%	0 / 0%	0 / 0%	0 / 0%	0 / 0%
Prefiled	0	0	0	0	0	0	0	0
True Billed	5	0	5	5	0	0	0	0
Cont. Docket	0	0	0	0	0	0	0	0
P.T.I.	0	0	0	0	0	0	0	0
12TH CIRCUIT	15	0 / 0%	12 / 80%	12 / 80%	2 / 13%	0 / 0%	0 / 0%	1 / 7%
Prefiled	0	0	0	0	0	0	0	0
True Billed	15	0	12	12	2	0	0	1
Cont. Docket	0	0	0	0	0	0	0	0
P.T.I.	0	0	0	0	0	0	0	0
Greenville	496	36 / 7%	266 / 54%	302 / 61%	134 / 27%	34 / 7%	9 / 2%	17 / 3%
Prefiled	0	0	0	0	0	0	0	0
True Billed	425	36	261	297	123	5	0	0
Cont. Docket	71	0	5	5	11	29	9	17
P.T.I.	0	0	0	0	0	0	0	0
Pickens	77	9 / 12%	58 / 75%	67 / 87%	9 / 12%	0 / 0%	0 / 0%	1 / 1%
Prefiled	5	2	1	3	2	0	0	0
True Billed	58	7	44	51	7	0	0	0
Cont. Docket	14	0	13	13	0	0	0	1
P.T.I.	0	0	0	0	0	0	0	0
13TH CIRCUIT	573	45 / 8%	324 / 57%	369 / 64%	143 / 25%	34 / 6%	9 / 2%	18 / 3%
Prefiled	5	2	1	3	2	0	0	0
True Billed	483	43	305	348	130	5	0	0
Cont. Docket	85	0	18	18	11	29	9	18
P.T.I.	0	0	0	0	0	0	0	0

South Carolina Court Administration
 Age of Pending Indictments From Date of Arrest
 Pending as of December 31, 1986

COUNTY	TOTAL PENDING	0 - 90 DAYS	91 - 180 DAYS	TOTAL 180 DAYS OR LESS	181 - 270 DAYS	271 - 365 DAYS	366 - 540 DAYS	541 DAYS OR MORE
Allendale	43	0 / 0%	16 / 37%	16 / 37%	13 / 30%	7 / 16%	7 / 16%	0 / 0%
Prefiled	0	0	0	0	0	0	0	0
True Billed	17	0	9	9	6	2	0	0
Cont. Docket	0	0	0	0	0	0	0	0
P.T.I.	26	0	7	7	7	5	7	0
Beaufort	259	56 / 22%	79 / 31%	135 / 52%	73 / 28%	26 / 10%	21 / 8%	4 / 2%
Prefiled	1	0	0	0	1	0	0	0
True Billed	109	36	28	64	43	2	0	0
Cont. Docket	1	0	0	0	0	0	0	1
P.T.I.	148	20	51	71	29	24	21	3
Colleton	138	35 / 25%	51 / 37%	86 / 62%	25 / 18%	19 / 14%	6 / 4%	2 / 1%
Prefiled	1	0	0	0	0	0	1	0
True Billed	74	31	33	64	8	2	0	0
Cont. Docket	1	0	0	0	1	0	0	0
P.T.I.	62	4	18	22	16	17	5	2
Hampton	41	4 / 10%	20 / 49%	24 / 59%	7 / 17%	2 / 5%	1 / 2%	7 / 17%
Prefiled	14	3	11	14	0	0	0	0
True Billed	0	0	0	0	0	0	0	0
Cont. Docket	0	0	0	0	0	0	0	0
P.T.I.	27	1	9	10	7	2	1	7
Jasper	92	11 / 12%	25 / 27%	36 / 39%	25 / 27%	17 / 18%	11 / 12%	3 / 3%
Prefiled	7	2	5	7	0	0	0	0
True Billed	36	5	13	18	9	8	1	0
Cont. Docket	0	0	0	0	0	0	0	0
P.T.I.	49	4	7	11	16	9	10	3

South Carolina Court Administration
Age of Pending Indictments From Date of Arrest
Pending as of December 31, 1986

COUNTY	TOTAL PENDING	0 - 90 DAYS	91 - 180 DAYS	TOTAL 180 DAYS OR LESS	181 - 270 DAYS	271 - 365 DAYS	366 - 540 DAYS	541 DAYS OR MORE
14TH CIRCUIT	573	106 / 18%	191 / 33%	297 / 52%	143 / 25%	71 / 12%	46 / 8%	16 / 3%
Prefiled	23	5	16	21	1	0	1	0
True Billed	236	72	83	155	66	14	1	0
Cont. Docket	2	0	0	0	1	0	0	1
P.T.I.	312	29	92	121	75	57	44	15
Georgetown	40	9 / 23%	27 / 68%	36 / 90%	0 / 0%	1 / 3%	0 / 0%	3 / 8%
Prefiled	1	0	1	1	0	0	0	0
True Billed	39	9	26	35	0	1	0	3
Cont. Docket	0	0	0	0	0	0	0	0
P.T.I.	0	0	0	0	0	0	0	0
Horry	180	75 / 42%	80 / 44%	155 / 86%	17 / 9%	6 / 3%	2 / 1%	0 / 0%
Prefiled	158	64	70	134	16	6	2	0
True Billed	22	11	10	21	1	0	0	0
Cont. Docket	0	0	0	0	0	0	0	0
P.T.I.	0	0	0	0	0	0	0	0
15TH CIRCUIT	220	84 / 38%	107 / 49%	191 / 87%	17 / 8%	7 / 3%	2 / 1%	3 / 1%
Prefiled	159	64	71	135	16	6	2	0
True Billed	61	20	36	56	1	1	0	3
Cont. Docket	0	0	0	0	0	0	0	0
P.T.I.	0	0	0	0	0	0	0	0
Union	30	20 / 67%	7 / 23%	27 / 90%	3 / 10%	0 / 0%	0 / 0%	0 / 0%
Prefiled	0	0	0	0	0	0	0	0
True Billed	30	20	7	27	3	0	0	0
Cont. Docket	0	0	0	0	0	0	0	0
P.T.I.	0	0	0	0	0	0	0	0

South Carolina Court Administration
 Age of Pending Indictments From Date of Arrest
 Pending as of December 31, 1986

COUNTY	TOTAL PENDING	0 - 90 DAYS	91 - 180 DAYS	TOTAL 180 DAYS OR LESS	181 - 270 DAYS	271 - 365 DAYS	366 - 540 DAYS	541 DAYS OR MORE
York	115	52 / 45%	29 / 25%	81 / 70%	22 / 19%	8 / 7%	4 / 3%	0 / 0%
Prefiled	1	0	1	1	0	0	0	0
True Billed	59	41	17	58	0	0	1	0
Cont. Docket	0	0	0	0	0	0	0	0
P.T.I.	55	11	11	22	22	8	3	0
16TH CIRCUIT	145	72 / 50%	36 / 25%	108 / 74%	25 / 17%	8 / 6%	4 / 3%	0 / 0%
Prefiled	1	0	1	1	0	0	0	0
True Billed	89	61	24	85	3	0	1	0
Cont. Docket	0	0	0	0	0	0	0	0
P.T.I.	55	11	11	22	22	8	3	0
STATEWIDE	5,417	1,262 / 23%	2,996 / 55%	4,258 / 79%	827 / 15%	214 / 4%	74 / 1%	44 / 1%
Prefiled	419	219	165	384	24	8	3	0
True Billed	3,886	899	2,357	3,256	553	58	11	8
Cont. Docket	101	8	22	30	12	30	9	20
P.T.I.	1,011	136	452	588	238	118	51	16

56

From CRM 75, run 02/28/87

COURT OF GENERAL SESSIONS

Dispositions for Selected Offenses

The report on the following pages shows the number of dispositions for a selected group of offenses. Selection was based upon every offense with at least 120 dispositions during 1986; offenses are listed in order of most dispositions.

For each offense listed, the total number of dispositions is listed, followed by that offense's share of the statewide total of dispositions. For example, the 5,157 dispositions for DUI, 2nd Offense is 11.01% of the 46,859 indictments disposed during the year. Also, for each offense, the number of dispositions is broken down into categories of convictions, non-convictions and other dispositions. Each category shows the number and percentage share for that offense. As another example, convictions were obtained in DUI, 2nd Offense cases 3,536 times or 69% of the time.

South Carolina Court Administration
 General Sessions Dispositions for Selected Offenses
 January 1, 1986 - December 31, 1986

NAME OF OFFENSE AND S. C. CODE SECTION	TOTAL DISPOSED (Number / %)	CONVICTIONS (Number / %)	NON- CONVICTIONS (Number / %)	OTHER DISPOSITIONS (Number / %)
D.U.I., 2nd Off; 56-5-2940(2)	5,157 / 11.01%	3,536 / 69%	1,285 / 25%	336 / 7%
Forgery; 16-13-10	3,543 / 7.56%	2,799 / 79%	593 / 17%	151 / 4%
Burglary, 2nd Degree CHARGED AFTER 6/20/85; 16-11-312	2,841 / 6.06%	2,053 / 72%	629 / 22%	159 / 6%
Grand Larceny; C/L	2,596 / 5.54%	1,830 / 70%	634 / 24%	132 / 5%
D.U.S., 2nd Off; 56-1-460	2,101 / 4.49%	1,430 / 68%	553 / 26%	118 / 6%
D.U.S., 3rd Off and Above; 56-1-460	1,348 / 2.88%	872 / 65%	378 / 28%	98 / 7%
Possession of Other Drugs (Sched. I, II or III) w/ Intent to Distribute, 1st Off; 44-53-370(b) (2)	1,330 / 2.84%	864 / 65%	408 / 31%	58 / 4%
Assault and Battery of High and Aggravated Nature; C/L	1,330 / 2.84%	798 / 60%	472 / 35%	60 / 5%
Failure To Stop For Officer (Blue Light); 56-5-750	1,139 / 2.43%	745 / 65%	314 / 28%	80 / 7%
D.U.I., 3rd Off; 56-5-2940(3)	1,091 / 2.33%	732 / 67%	321 / 29%	38 / 3%
Carrying Pistol Unlawfully; 16-23-20	964 / 2.06%	621 / 64%	269 / 28%	74 / 8%
Resisting Arrest or Service of Process; 16-9-320(a)	948 / 2.02%	652 / 69%	253 / 27%	43 / 5%
Receiving Stolen Goods (more than \$100); 16-13-180	816 / 1.74%	503 / 62%	281 / 34%	32 / 4%
Burglary, 3rd Degree CHARGED AFTER 6/20/85; 16-11-313	800 / 1.71%	572 / 72%	182 / 23%	46 / 6%
Possession/manufacture of LSD or Cocaine w/ Intent To Distribute, 1st Off; 44-53-370(d) (1)	767 / 1.64%	500 / 65%	229 / 30%	38 / 5%
Breaking into Automobiles or Fuel Tanks; 16-13-160	745 / 1.59%	555 / 74%	169 / 23%	21 / 3%
Fraudulent Use of Checks, 1st Off; 34-11-60	744 / 1.59%	537 / 72%	174 / 23%	33 / 4%
Breach of Trust With Fraudulent Intent; 16-13-230	611 / 1.30%	391 / 64%	170 / 28%	50 / 8%
Shoplifting, 3rd Off and Above; 16-13-110(B) (3)	544 / 1.16%	348 / 64%	156 / 29%	40 / 7%
Possession of LSD or Cocaine, 1st Off; 44-53-370(d) (1)	520 / 1.11%	367 / 71%	132 / 25%	21 / 4%
Shoplifting, 2nd Off; 16-13-110(B) (2)	492 / 1.05%	335 / 68%	136 / 28%	21 / 4%
Burglary CHARGED BEFORE 6/20/85; 16-11-310	474 / 1.01%	292 / 62%	119 / 25%	63 / 13%
Burglary, 1st Degree; 16-11-311	466 / 0.99%	308 / 66%	136 / 29%	22 / 5%
Poss. of Marijuana or Hashish, 1st Off; 44-53-370 (d) (2)	455 / 0.97%	293 / 64%	145 / 32%	17 / 4%
Malicious Injury to Personal Property; 16-11-510	439 / 0.94%	315 / 72%	113 / 26%	11 / 3%
Shoplifting, 1st Off; 16-13-110(B) (1)	433 / 0.92%	274 / 63%	150 / 35%	9 / 2%
Armed Robbery; 16-11-330	420 / 0.90%	295 / 70%	115 / 27%	10 / 2%
Use of Car Without Owner's Consent; 16-21-60(1) (2)	405 / 0.86%	253 / 62%	116 / 29%	36 / 9%
Poss. of Marijuana or Hashish, 2nd+ Off; 44-53-370 (d) (2)	376 / 0.80%	254 / 68%	101 / 27%	21 / 6%
Assault and Battery w/ Intent to Kill; 16-3-620	374 / 0.80%	221 / 59%	141 / 38%	12 / 3%
Criminal Conspiracy; 16-17-410	368 / 0.79%	258 / 70%	97 / 26%	13 / 4%

South Carolina Court Administration
 General Sessions Dispositions for Selected Offenses
 January 1, 1986 - December 31, 1986

NAME OF OFFENSE AND S. C. CODE SECTION	TOTAL DISPOSED (Number / %)	CONVICTIONS (Number / %)	NON- CONVICTIONS (Number / %)	OTHER DISPOSITIONS (Number / %)
Escape (recaptured in state); 24-13-410	357 / 0.76%	246 / 69%	71 / 20%	40 / 11%
Habitual Traffic Offender, Violation of Status; 56-1-1100	343 / 0.73%	248 / 72%	80 / 23%	15 / 4%
Lewd Act on Child Under 14; 16-15-140	320 / 0.68%	194 / 61%	111 / 35%	15 / 5%
Robbery, Strong Arm; C/L	302 / 0.64%	199 / 66%	67 / 22%	36 / 12%
Distribution of Drugs, to/from persons over 18; 44-53-440	273 / 0.58%	168 / 62%	100 / 37%	5 / 2%
Obtaining Money/Prop Under False Pretenses; 16-13-240	265 / 0.57%	195 / 74%	64 / 24%	6 / 2%
D.U.I., 4th Off and Above; 56-5-2940(4)	260 / 0.56%	170 / 65%	61 / 23%	29 / 11%
Burglary, 3rd Degree and Grand Larceny; 16-11-313, C/L	257 / 0.55%	187 / 73%	60 / 23%	10 / 4%
Accessory to a Felony, After the fact; 17-25-20	245 / 0.52%	156 / 64%	78 / 32%	11 / 4%
Pointing a Firearm; 16-23-410	233 / 0.50%	125 / 54%	95 / 41%	13 / 6%
Contributing to the Delinquency of a Minor; 16-17-490	228 / 0.49%	134 / 59%	76 / 33%	18 / 8%
Criminal Sexual Conduct w/ Minors; 16-3-655	198 / 0.42%	104 / 53%	91 / 46%	3 / 2%
Criminal Sexual Conduct, 1st Degree; 16-3-652	191 / 0.41%	109 / 57%	75 / 39%	7 / 4%
Malicious Injury to Real Property; 16-11-520	187 / 0.40%	102 / 55%	62 / 33%	23 / 12%
Credit Card Fraud, Generally; 16-14-60	181 / 0.39%	151 / 83%	26 / 14%	4 / 2%
Assault of High and Aggravated Nature; C/L	180 / 0.38%	94 / 52%	70 / 39%	16 / 9%
Murder; 16-3-10	179 / 0.38%	98 / 55%	68 / 38%	13 / 7%
Simple Possession (small amount) of Marijuana/Hashish, 2nd offense and above; 44-53-370(d) (3)	173 / 0.37%	92 / 53%	78 / 45%	3 / 2%
Failure to Return Rented Tools; 16-13-420	171 / 0.37%	105 / 61%	60 / 35%	6 / 4%
Manslaughter, Voluntary; 16-3-50	169 / 0.36%	96 / 57%	64 / 38%	9 / 5%
Obtaining Certain Drugs by Fraud; 44-53-40	159 / 0.34%	129 / 81%	26 / 16%	4 / 3%
Conspiracy or Attempt to Commit Drug Offense; 44-53-420	149 / 0.32%	96 / 64%	50 / 34%	3 / 2%
D.U.I., When Serious Injury or Death Result; 56-5-2945	145 / 0.31%	88 / 61%	51 / 35%	6 / 4%
Larceny, petit (\$200 or less); 16-13-30	139 / 0.30%	101 / 73%	34 / 24%	4 / 3%
Possession of Other Drugs (Sched. I, II or III) w/ Intent to Distribute, 2nd Off; 44-53-370(b) (2)	132 / 0.28%	87 / 66%	33 / 25%	12 / 9%
Food Stamp Fraud when value is \$1000 or more; 16-13-430	131 / 0.28%	92 / 70%	33 / 25%	6 / 5%
Assault Law Officer While Resisting Arrest; 16-9-320-(b)	127 / 0.27%	71 / 56%	49 / 39%	7 / 6%
Cocaine, poss., between 10 & 28 grams; 44-53-370(e) (2) (a)	125 / 0.27%	63 / 50%	52 / 42%	10 / 8%
Obscene Telephone Calls; 16-17-430(1) (2) (3)	123 / 0.26%	91 / 74%	23 / 19%	9 / 7%

FROM CRM 115, run 02/17/87

COURT OF COMMON PLEAS

Filings and Dispositions

The tremendous increase in Common Pleas filings continued into 1986. During the past two years, filings have grown by 26%.

A record number of civil cases were disposed during 1986; the 50,475 dispositions is 11.2% more than the number of cases disposed during 1985. The large number of dispositions however, failed to match the even higher number of filings, and the result is that the number of cases pending at the end of 1986 rose to 23,647.

In the report which follows on the next pages, the number of cases filed and disposed during 1985 is listed by circuit and by county.

YEARLY CHANGE IN COMMON PLEAS CASES:
FILINGS AND DISPOSITIONS

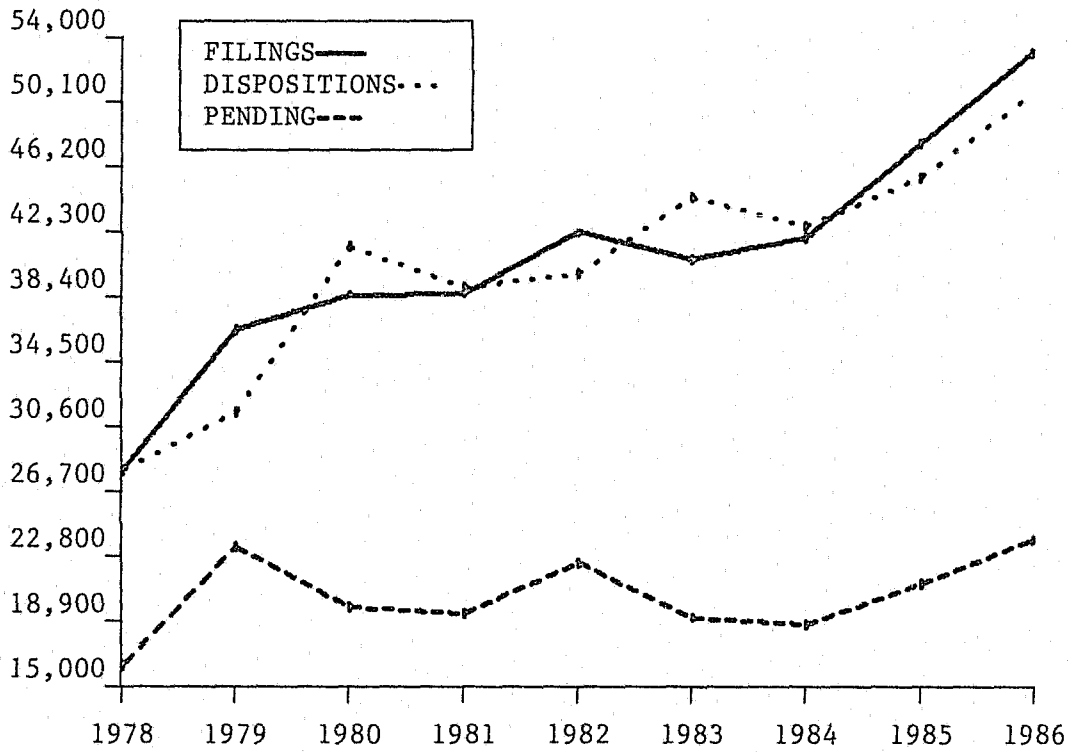
Year	Filed	Yearly Change (Cases / %)	Disposed	Yearly Change (Cases / %)
1976	26,257		33,239	
1977	29,259	+3,002 / +11.4%	28,905	-4,334 / -13.0%
1978	27,840	-1,149 / - 4.8%	27,871	-1,034 /- 3.6%
1979	36,349	+8,509 / +30.6%	31,368	+3,497 /+12.5%
1980	38,359	+2,010 / + 5.5%	41,330	+9,962 /+31.8%
1981	38,465	+ 106 / + 0.3%	38,909	-2,421 /- 5.9%
1982	42,233	+3,768 / + 9.8%	39,691	+ 782 /+ 2.0%
1983	40,498	-1,735 / - 4.1%	44,249	+4,558 /+11.5%
1984	41,835	+1,337 / + 3.3%	42,528	-1,721 /- 3.9%
1985	47,466	+5,631 / +13.5%	45,389	+2,861 /+ 6.7%
1986	52,895	+5,429 / +11.4%	50,475	+5,086 /+11.2%

COMMON PLEAS TERMS HELD

Year	Terms Held	Yearly Change (Terms / %)	Year	Terms Held	Yearly Change (Terms / %)
1978	552		1983	783.8	-21.6 / - 2.7%
1979	561.2	+ 9.2 / + 1.7%	1984	763.4	-20.4 / - 2.6%
1980	733.6	+172.4 / +30.7%	1985	732.2	-31.2 / - 4.1%
1981	702.8	- 30.8 / - 4.2%	1986	815.8	+83.6 / +11.4%
1982	805.4	+102.6 / +14.6%			

COURT: Common Pleas

YEAR	FILINGS	DISPOSITIONS	PENDING END OF YEAR
1978	27,840	27,871	16,136
1979	36,349	31,368	23,282
1980	38,359	41,330	19,690
1981	38,465	38,909	19,282
1982	42,233	39,691	22,328
1983	40,498	44,249	18,985
1984	41,835	42,528	18,628
1985	47,466	45,389	21,037
1986	52,895	50,475	23,647



South Carolina Court Administration
Common Pleas Workload Report
January 1, 1986 - December 31, 1986

COUNTY	PENDING FIRST OF PERIOD	FILED DURING PERIOD	DISPOSED DURING PERIOD	PENDING END OF PERIOD
Calhoun	47	120	117	50
Dorchester	347	987	970	364
Orangeburg	459	1,107	1,182	384
1ST CIRCUIT	853	2,214	2,269	798
Aiken	257	1,195	1,163	289
Bamberg	60	198	215	43
Barnwell	49	274	273	50
2ND CIRCUIT	366	1,667	1,651	382
Clarendon	138	369	326	181
Lee	59	216	207	68
Sumter	495	1,128	1,104	519
Williamsburg	151	498	475	174
3RD CIRCUIT	843	2,211	2,112	942
Chesterfield	72	332	286	118
Darlington	271	785	839	217
Dillon	110	363	338	135
Marlboro	97	214	246	65
4TH CIRCUIT	550	1,694	1,709	535
Kershaw	174	585	507	252
Richland	2,058	6,314	4,920	3,452
5TH CIRCUIT	2,232	6,899	5,427	3,704

South Carolina Court Administration
Common Pleas Workload Report
January 1, 1986 - December 31, 1986

COUNTY	PENDING FIRST OF PERIOD	FILED DURING PERIOD	DISPOSED DURING PERIOD	PENDING END OF PERIOD
Chester	69	248	276	41
Fairfield	77	220	244	53
Lancaster	109	575	606	78
6TH CIRCUIT	255	1,043	1,126	172
Cherokee	117	499	451	165
Spartanburg	1,412	2,775	2,879	1,308
7TH CIRCUIT	1,529	3,274	3,330	1,473
Abbeville	57	171	173	55
Greenwood	396	779	920	255
Laurens	318	610	678	250
Newberry	89	281	269	101
8TH CIRCUIT	860	1,841	2,040	661
Berkeley	555	1,619	1,632	542
Charleston	2,911	5,394	5,127	3,178
9TH CIRCUIT	3,466	7,013	6,759	3,720
Anderson	841	1,771	1,779	833
Oconee	194	495	461	228
10TH CIRCUIT	1,035	2,266	2,240	1,061
Edgefield	71	180	188	63
Lexington	859	3036	2912	983
McCormick	49	61	85	25
Saluda	74	132	164	42
11TH CIRCUIT	1,053	3,409	3,349	1,113

South Carolina Court Administration
Common Pleas Workload Report
January 1, 1986 - December 31, 1986

COUNTY	PENDING FIRST OF PERIOD	FILED DURING PERIOD	DISPOSED DURING PERIOD	PENDING END OF PERIOD
Florence	789	1,904	1,913	780
Marion	159	450	392	217
12TH CIRCUIT	948	2,354	2,305	997
Greenville	2,265	6,304	6,086	2,483
Pickens	357	793	805	345
13TH CIRCUIT	2,622	7,097	6,891	2,828
Allendale	63	153	147	69
Beaufort	1008	2136	1956	1,188
Colleton	225	626	577	274
Hampton	155	393	423	125
Jasper	146	310	345	111
14TH CIRCUIT	1,597	3,618	3,448	1,767
Georgetown	273	734	688	319
Horry	2,232	4,158	3,788	2,602
15TH CIRCUIT	2,505	4,892	4,476	2,921
Union	72	229	201	100
York	441	1,174	1,142	473
16TH CIRCUIT	513	1,403	1,343	573
STATEWIDE	21,227	52,895	50,475	23,647

From CAC 60, run 02/28/87

COURT OF COMMON PLEAS

Age of Pending Cases

The Courts of Common Pleas maintained the excellent status of their dockets as reflected by the age of the cases pending at the end of the year. In spite of the large increase in filings during 1985 and 1986, by the end of the year 98% of the cases were aged one year or less. The success of disposing of nearly every common pleas case within one year of filing is due in large part to an administrative policy of the Chief Justice which requires the courts to give priority attention to all cases aged more than one year from the date of filing. Many circuit judges have extended the priority to cases aged more than nine months. For the past three years, 90% of the pending cases were nine months old or less.

CHANGES IN THE NUMBER AND AGE OF CASES
PENDING IN THE COURT OF COMMON PLEAS

Year	Total Pending End of Year	% Change From Previous Year	Pending 365 Days or Less (Number / %)
1976	15,813		
1977	16,167	+ 2.2%	
1978	16,136	- 0.2%	12,800 / 79%
1979	23,282	+44.3%	17,329 / 74%
1980	19,690	-15.4%	15,680 / 80%
1981	19,282	- 2.1%	16,821 / 87%
1982	22,328	+15.8%	19,820 / 89%
1983	18,985	-15.0%	18,061 / 95%
1984	18,628	- 1.9%	18,200 / 98%
1985	21,037	+12.9%	20,505 / 97%
1986	23,647	+12.4%	23,265 / 98%

South Carolina Court Administration
Common Pleas Age of Pending Cases Report
Pending as of December 31, 1986

COUNTY	TOTAL PENDING	0 - 120 DAYS	121 - 180 DAYS	181 - 270 DAYS	271 - 365 DAYS	TOTAL 365 DAYS OR LESS	366 - 540 DAYS	541 DAYS OR MORE
Calhoun	50	35 / 70%	10 / 20%	4 / 8%	1 / 2%	50 / 100%	0 / 0%	0 / 0%
Jury	19	9	6	4	0	19	0	0
Nonjury	31	26	4	0	1	31	0	0
Dorchester	364	255 / 70%	61 / 17%	41 / 11%	2 / 1%	359 / 99%	3 / 1%	2 / 1%
Jury	116	69	24	18	2	113	2	1
Nonjury	248	186	37	23	0	246	1	1
Orangeburg	384	256 / 67%	62 / 16%	38 / 10%	18 / 5%	374 / 97%	9 / 2%	1 / 0%
Jury	132	76	35	14	6	131	1	0
Nonjury	252	180	27	24	12	243	8	1
1ST CIRCUIT	798	546 / 68%	133 / 17%	83 / 10%	21 / 3%	783 / 98%	12 / 2%	3 / 0%
Jury	267	154	65	36	8	263	3	1
Nonjury	531	392	68	47	13	520	9	2
Aiken	289	272 / 94%	15 / 5%	2 / 1%	0 / 0%	289 / 100%	0 / 0%	0 / 0%
Jury	91	82	9	0	0	91	0	0
Nonjury	198	190	6	2	0	198	0	0
Bamberg	43	33 / 77%	10 / 23%	0 / 0%	0 / 0%	43 / 100%	0 / 0%	0 / 0%
Jury	24	17	7	0	0	24	0	0
Nonjury	19	16	3	0	0	19	0	0
Barnwell	50	48 / 96%	1 / 2%	0 / 0%	0 / 0%	49 / 98%	1 / 2%	0 / 0%
Jury	23	22	0	0	0	22	1	0
Nonjury	27	26	1	0	0	27	0	0
2ND CIRCUIT	382	353 / 92%	26 / 7%	2 / 1%	0 / 0%	381 / 100%	1 / 0%	0 / 0%
Jury	138	121	16	0	0	137	1	0
Nonjury	244	232	10	2	0	244	0	0

South Carolina Court Administration
Common Pleas Age of Pending Cases Report
Pending as of December 31, 1986

COUNTY	TOTAL PENDING	0 - 120 DAYS	121 - 180 DAYS	181 - 270 DAYS	271 - 365 DAYS	TOTAL 365 DAYS OR LESS	366 - 540 DAYS	541 DAYS OR MORE
Clarendon	181	112 / 62%	46 / 25%	21 / 12%	2 / 1%	181 / 100%	0 / 0%	0 / 0%
Jury	94	53	31	9	1	94	0	0
Nonjury	87	59	15	12	1	87	0	0
Lee	68	57 / 84%	8 / 12%	2 / 3%	1 / 1%	68 / 100%	0 / 0%	0 / 0%
Jury	24	18	4	1	1	24	0	0
Nonjury	44	39	4	1	0	44	0	0
Sumter	519	274 / 53%	95 / 18%	99 / 19%	46 / 9%	514 / 99%	5 / 1%	0 / 0%
Jury	312	126	63	82	40	311	1	0
Nonjury	207	148	32	17	6	203	4	0
Williamsburg	174	127 / 73%	24 / 14%	17 / 10%	6 / 3%	174 / 100%	0 / 0%	0 / 0%
Jury	77	42	19	14	2	77	0	0
Nonjury	97	85	5	3	4	97	0	0
3RD CIRCUIT	942	570 / 61%	173 / 18%	139 / 15%	55 / 6%	937 / 99%	5 / 1%	0 / 0%
Jury	507	239	117	106	44	506	1	0
Nonjury	435	331	56	33	11	431	4	0
Chesterfield	118	80 / 68%	19 / 16%	19 / 16%	0 / 0%	118 / 100%	0 / 0%	0 / 0%
Jury	61	33	13	15	0	61	0	0
Nonjury	57	47	6	4	0	57	0	0
Darlington	217	156 / 72%	34 / 16%	22 / 10%	5 / 2%	217 / 100%	0 / 0%	0 / 0%
Jury	111	77	20	11	3	111	0	0
Nonjury	106	79	14	11	2	106	0	0

South Carolina Court Administration
Common Pleas Age of Pending Cases Report
Pending as of December 31, 1986

COUNTY	TOTAL PENDING	0 - 120 DAYS	121 - 180 DAYS	181 - 270 DAYS	271 - 365 DAYS	TOTAL 365 DAYS OR LESS	366 - 540 DAYS	541 DAYS OR MORE
Dillon	135	99 / 73%	18 / 13%	16 / 12%	2 / 1%	135 / 100%	0 / 0%	0 / 0%
Jury	85	54	17	12	2	85	0	0
Nonjury	50	45	1	4	0	50	0	0
Marlboro	65	47 / 72%	16 / 25%	0 / 0%	2 / 3%	65 / 100%	0 / 0%	0 / 0%
Jury	44	32	11	0	1	44	0	0
Nonjury	21	15	5	0	1	21	0	0
4TH CIRCUIT	535	382 / 71%	87 / 16%	57 / 11%	9 / 2%	535 / 100%	0 / 0%	0 / 0%
Jury	301	196	61	38	6	301	0	0
Nonjury	234	186	26	19	3	234	0	0
Kershaw	252	169 / 67%	44 / 17%	22 / 9%	13 / 5%	248 / 98%	2 / 1%	2 / 1%
Jury	91	50	17	14	8	89	1	1
Nonjury	161	119	27	8	5	159	1	1
Richland	3,452	1,717 / 50%	584 / 17%	749 / 22%	367 / 11%	3,417 / 99%	32 / 1%	3 / 0%
Jury	1,542	694	292	432	113	1,531	8	3
Nonjury	1,910	1,023	292	317	254	1,886	24	0
5TH CIRCUIT	3,704	1,886 / 51%	628 / 17%	771 / 21%	380 / 10%	3,665 / 99%	34 / 1%	5 / 0%
Jury	1,633	744	309	446	121	1,620	9	4
Nonjury	2,071	1,142	319	325	259	2,045	25	1
Chester	41	40 / 98%	1 / 2%	0 / 0%	0 / 0%	41 / 100%	0 / 0%	0 / 0%
Jury	12	12	0	0	0	12	0	0
Nonjury	29	28	1	0	0	29	0	0

South Carolina Court Administration
Common Pleas Age of Pending Cases Report
Pending as of December 31, 1986

COUNTY	TOTAL PENDING	0 - 120 DAYS	121 - 180 DAYS	181 - 270 DAYS	271 - 365 DAYS	TOTAL 365 DAYS OR LESS	366 - 540 DAYS	541 DAYS OR MORE
Fairfield	53	47 / 89%	6 / 11%	0 / 0%	0 / 0%	53 / 100%	0 / 0%	0 / 0%
Jury	20	15	5	0	0	20	0	0
Nonjury	33	32	1	0	0	33	0	0
Lancaster	78	70 / 90%	8 / 10%	0 / 0%	0 / 0%	78 / 100%	0 / 0%	0 / 0%
Jury	22	17	5	0	0	22	0	0
Nonjury	56	53	3	0	0	56	0	0
6TH CIRCUIT	172	157 / 91%	15 / 9%	0 / 0%	0 / 0%	172 / 100%	0 / 0%	0 / 0%
Jury	54	44	10	0	0	54	0	0
Nonjury	118	113	5	0	0	118	0	0
Cherokee	165	94 / 57%	34 / 21%	25 / 15%	11 / 7%	164 / 99%	1 / 1%	0 / 0%
Jury	60	36	6	12	6	60	0	0
Nonjury	105	58	28	13	5	104	1	0
Spartanburg	1,308	706 / 54%	242 / 19%	191 / 15%	142 / 11%	1,281 / 98%	25 / 2%	2 / 0%
Jury	674	274	128	142	115	659	14	1
Nonjury	634	432	114	49	27	622	11	1
7TH CIRCUIT	1,473	800 / 54%	276 / 19%	216 / 15%	153 / 10%	1,445 / 98%	26 / 2%	2 / 0%
Jury	734	310	134	154	121	719	14	1
Nonjury	739	490	142	62	32	726	12	1
Abbeville	55	32 / 58%	16 / 29%	6 / 11%	1 / 2%	55 / 100%	0 / 0%	0 / 0%
Jury	21	12	4	4	1	21	0	0
Nonjury	34	20	12	2	0	34	0	0

South Carolina Court Administration
Common Pleas Age of Pending Cases Report
Pending as of December 31, 1986

COUNTY	TOTAL PENDING	0 - 120 DAYS	121 - 180 DAYS	181 - 270 DAYS	271 - 365 DAYS	TOTAL 365 DAYS OR LESS	366 - 540 DAYS	541 DAYS OR MORE
Greenwood	255	175 / 69%	47 / 18%	28 / 11%	5 / 2%	255 / 100%	0 / 0%	0 / 0%
Jury	123	73	28	17	5	123	0	0
Nonjury	132	102	19	11	0	132	0	0
Laurens	250	160 / 64%	44 / 18%	34 / 14%	9 / 4%	247 / 99%	2 / 1%	1 / 0%
Jury	41	22	5	8	4	39	1	1
Nonjury	209	138	39	26	5	208	1	0
Newberry	101	64 / 63%	13 / 13%	11 / 11%	10 / 10%	98 / 97%	3 / 3%	0 / 0%
Jury	43	23	6	6	6	41	2	0
Nonjury	58	41	7	5	4	57	1	0
8TH CIRCUIT	661	431 / 65%	120 / 18%	79 / 12%	25 / 4%	655 / 99%	5 / 1%	1 / 0%
Jury	228	130	43	35	16	224	3	1
Nonjury	433	301	77	44	9	431	2	0
Berkeley	542	338 / 62%	98 / 18%	66 / 12%	17 / 3%	519 / 96%	7 / 1%	16 / 3%
Jury	162	87	42	17	3	149	2	11
Nonjury	380	251	56	49	14	370	5	5
Charleston	3,178	1,462 / 46%	475 / 15%	677 / 21%	483 / 15%	3,097 / 97%	73 / 2%	8 / 0%
Jury	1,344	510	216	385	222	1333	11	0
Nonjury	1,834	952	259	292	261	1764	62	8
9TH CIRCUIT	3,720	1,800 / 48%	573 / 15%	743 / 20%	500 / 13%	3,616 / 97%	80 / 2%	24 / 1%
Jury	1,506	597	258	402	225	1,482	13	11
Nonjury	2,214	1,203	315	341	275	2,134	67	13

South Carolina Court Administration
Common Pleas Age of Pending Cases Report
Pending as of December 31, 1986

COUNTY	TOTAL PENDING	0 - 120 DAYS	121 - 180 DAYS	181 - 270 DAYS	271 - 365 DAYS	TOTAL 365 DAYS OR LESS	366 - 540 DAYS	541 DAYS OR MORE
Anderson	833	413 / 50%	128 / 15%	182 / 22%	94 / 11%	817 / 98%	14 / 2%	2 / 0%
Jury	447	230	80	100	36	446	1	0
Nonjury	386	183	48	82	58	371	13	2
Oconee	228	138 / 61%	53 / 23%	24 / 11%	5 / 2%	220 / 96%	7 / 3%	1 / 0%
Jury	88	47	20	16	3	86	2	0
Nonjury	140	91	33	8	2	134	5	1
10TH CIRCUIT	1,061	551 / 52%	181 / 17%	206 / 19%	99 / 9%	1,037 / 98%	21 / 2%	3 / 0%
Jury	535	277	100	116	39	532	3	0
Nonjury	526	274	81	90	60	505	18	3
Edgefield	63	32 / 51%	12 / 19%	15 / 24%	3 / 5%	62 / 98%	1 / 2%	0 / 0%
Jury	14	5	3	6	0	14	0	0
Nonjury	49	27	9	9	3	48	1	0
Lexington	983	623 / 63%	200 / 20%	135 / 14%	25 / 3%	983 / 100%	0 / 0%	0 / 0%
Jury	377	213	87	67	10	377	0	0
Nonjury	606	410	113	68	15	606	0	0
McCormick	25	11 / 44%	7 / 28%	4 / 16%	2 / 8%	24 / 96%	1 / 4%	0 / 0%
Jury	7	2	2	1	1	6	1	0
Nonjury	18	9	5	3	1	18	0	0
Saluda	42	28 / 67%	3 / 7%	2 / 5%	9 / 21%	42 / 100%	0 / 0%	0 / 0%
Jury	14	7	2	1	4	14	0	0
Nonjury	28	21	1	1	5	28	0	0
11TH CIRCUIT	1,113	694 / 62%	222 / 20%	156 / 14%	39 / 4%	1,111 / 100%	2 / 0%	0 / 0%
Jury	412	227	94	75	15	411	1	0
Nonjury	701	467	128	81	24	700	1	0

71

South Carolina Court Administration
Common Pleas Age of Pending Cases Report
Pending as of December 31, 1986

COUNTY	TOTAL PENDING	0 - 120 DAYS	121 - 180 DAYS	181 - 270 DAYS	271 - 365 DAYS	TOTAL 365 DAYS OR LESS	366 - 540 DAYS	541 DAYS OR MORE
Florence	780	455 / 58%	145 / 19%	152 / 19%	27 / 3%	779 / 100%	1 / 0%	0 / 0%
Jury	366	216	70	65	15	366	0	0
Nonjury	414	239	75	87	12	413	1	0
Marion	217	145 / 67%	29 / 13%	27 / 12%	16 / 7%	217 / 100%	0 / 0%	0 / 0%
Jury	72	44	13	9	6	72	0	0
Nonjury	145	101	16	18	10	145	0	0
12TH CIRCUIT	997	600 / 60%	174 / 17%	179 / 18%	43 / 4%	996 / 100%	1 / 0%	0 / 0%
Jury	438	260	83	74	21	438	0	0
Nonjury	559	340	91	105	22	558	1	0
Greenville	2,483	1,383 / 56%	419 / 17%	533 / 21%	132 / 5%	2,467 / 99%	7 / 0%	9 / 0%
Jury	1,430	717	229	376	100	1422	2	6
Nonjury	1,053	666	190	157	32	1045	5	3
Pickens	345	224 / 65%	75 / 22%	37 / 11%	7 / 2%	343 / 99%	1 / 0%	1 / 0%
Jury	157	87	46	19	4	156	1	0
Nonjury	188	137	29	18	3	187	0	1
13TH CIRCUIT	2,828	1,607 / 57%	494 / 17%	570 / 20%	139 / 5%	2,810 / 99%	8 / 0%	10 / 0%
Jury	1,587	804	275	395	104	1,578	3	6
Nonjury	1,241	803	219	175	35	1,232	5	4
Allendale	69	45 / 65%	10 / 14%	12 / 17%	1 / 1%	68 / 99%	1 / 1%	0 / 0%
Jury	27	12	5	8	1	26	1	0
Nonjury	42	33	5	4	0	42	0	0

South Carolina Court Administration
Common Pleas Age of Pending Cases Report
Pending as of December 31, 1986

COUNTY	TOTAL PENDING	0 - 120 DAYS	121 - 180 DAYS	181 - 270 DAYS	271 - 365 DAYS	TOTAL 365 DAYS OR LESS	366 - 540 DAYS	541 DAYS OR MORE
Beaufort	1,188	638 / 54%	247 / 21%	249 / 21%	49 / 4%	1,183 / 100%	5 / 0%	0 / 0%
Jury	361	132	84	112	32	360	1	0
Nonjury	827	506	163	137	17	823	4	0
Colleton	274	166 / 61%	56 / 20%	38 / 14%	14 / 5%	274 / 100%	0 / 0%	0 / 0%
Jury	101	52	24	16	9	101	0	0
Nonjury	173	114	32	22	5	173	0	0
Hampton	125	93 / 74%	16 / 13%	8 / 6%	7 / 6%	124 / 99%	0 / 0%	1 / 1%
Jury	63	42	12	4	5	63	0	0
Nonjury	62	51	4	4	2	61	0	1
Jasper	111	73 / 66%	25 / 23%	7 / 6%	5 / 5%	110 / 99%	1 / 1%	0 / 0%
Jury	45	25	8	6	5	44	1	0
Nonjury	66	48	17	1	0	66	0	0
14TH CIRCUIT	1,767	1,015 / 57%	354 / 20%	314 / 18%	76 / 4%	1,759 / 100%	7 / 0%	1 / 0%
Jury	597	263	133	146	52	594	3	0
Nonjury	1,170	752	221	168	24	1,165	4	1
Georgetown	319	174 / 55%	63 / 20%	50 / 16%	27 / 8%	314 / 98%	4 / 1%	1 / 0%
Jury	131	50	26	33	20	129	1	1
Nonjury	188	124	37	17	7	185	3	0
Horry	2,602	1,143 / 44%	417 / 16%	499 / 19%	428 / 16%	2,487 / 96%	101 / 4%	14 / 1%
Jury	1,607	601	262	313	347	1,523	75	9
Nonjury	995	542	155	186	81	964	26	5
15TH CIRCUIT	2,921	1,317 / 45%	480 / 16%	549 / 19%	455 / 16%	2,801 / 96%	105 / 4%	15 / 1%
Jury	1,738	651	288	346	367	1,652	76	10
Nonjury	1,183	666	192	203	88	1,149	29	5

South Carolina Court Administration
Common Pleas Age of Pending Cases Report
Pending as of December 31, 1986

COUNTY	TOTAL PENDING	0 - 120 DAYS	121 - 180 DAYS	181 - 270 DAYS	271 - 365 DAYS	TOTAL 365 DAYS OR LESS	366 - 540 DAYS	541 DAYS OR MORE
Union	100	61 / 61%	17 / 17%	16 / 16%	4 / 4%	98 / 98%	1 / 1%	1 / 1%
Jury	28	10	6	8	3	27	0	1
Nonjury	72	51	11	8	1	71	1	0
York	473	317 / 67%	64 / 14%	61 / 13%	22 / 5%	464 / 98%	6 / 1%	3 / 1%
Jury	182	99	29	40	13	181	1	0
Nonjury	291	218	35	21	9	283	5	3
16TH CIRCUIT	573	378 / 66%	81 / 14%	77 / 13%	26 / 5%	562 / 98%	7 / 1%	4 / 1%
Jury	210	109	35	48	16	208	1	1
Nonjury	363	269	46	29	10	354	6	3
STATEWIDE	23,647	13,087 / 55%	4,017 / 17%	4,141 / 18%	2,020 / 9%	23,265 / 98%	314 / 1%	68 / 0%
Jury	10,885	5,126	2,021	2,417	1,155	10,719	131	35
Nonjury	12,762	7,961	1,996	1,724	865	12,546	183	33

74

From CAC 20, run 03/0/87

Note: Rounding of percentages may prevent totals from equalling 100%.

MASTER-IN-EQUITY COURT

Filings and Dispositions

The current Master-In-Equity system was established in 1979. During 1986, there were 20 counties which had established offices for the Master-in-Equity; approximately half of those counties employ a Master only on a part-time basis. Listed below are the number of cases filed and disposed in each of the 20 Master-in-Equity Courts during 1986.

1986 MASTERS-IN-EQUITY COURT CASE ACTIVITY

County	Cases Filed	Cases Concluded
Abbeville	11	8
Aiken	257	280
Allendale	6	16
Anderson	515	528
Berkeley	234	274
Calhoun	32	32
Charleston	807	832
Colleton	91	93
Dorchester	144	131
Dillon	46	46
Edgefield	20	30
Greenville	1,765	1,739
Horry	719	682
Kershaw	142	133
Lee	20	18
Orangeburg	226	227
Richland	1,002	965
Saluda	5	4
Spartanburg	621	624
Sumter	209	202
TOTAL	6,872	6,864

During 1985, 6,549 cases were filed and 6,496 were concluded.

FAMILY COURT

Filings and Dispositions

The significant increases in family court filings in 1983 and 1984 appeared to resume in 1986. Filings had increased 14% during 1983-1984, decreased nearly 1% during 1985, and increased by 3.2% in 1986, posting a record high 63,781 new cases in a single year.

Similarly, disposition totals in the family courts had increased dramatically during 1983 and 1984, decreased slightly during 1985 and rose again in 1986 by 3.4%.

The report which follows lists for each county and circuit the number of domestic relations and juvenile cases filed and disposed during the year.

YEARLY CHANGE IN FAMILY COURT CASES:
FILINGS AND DISPOSITIONS

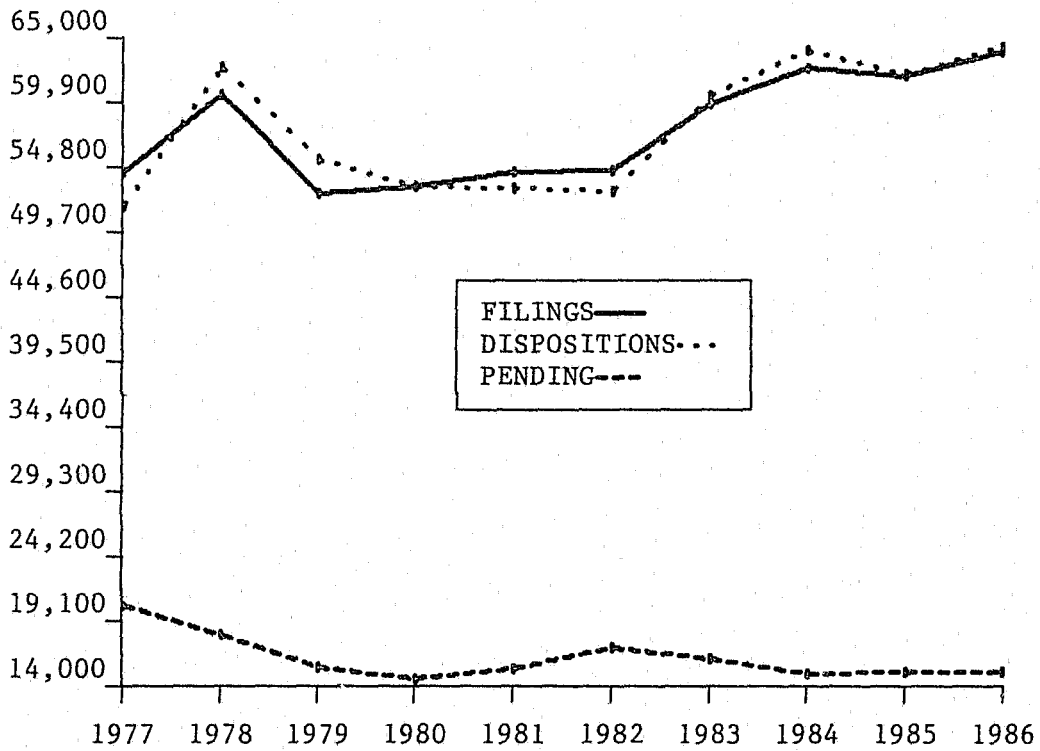
Year	Filed	Yearly Change (Cases / %)	Disposed	Yearly Change (Cases / %)
1976	43,592		38,078	
1977	54,272	+10,680 / +24.5%	51,553	+13,475 / +35.4%
1978	60,364	+ 6,092 / +11.2%	62,586	+11,033 / +21.4%
1979	52,635	- 7,729 / -12.8%	55,259	- 7,327 / -11.7%
1980	53,184	+ 549 / + 1.0%	53,138	- 2,121 / - 3.8%
1981	54,240	+ 1,056 / + 2.0%	53,032	- 106 / - 0.2%
1982	54,464	+ 224 / + 0.4%	52,703	- 329 / - 0.6%
1983	59,655	+ 5,191 / + 9.5%	60,253	+ 7,550 / +14.3%
1984	62,413	+ 2,758 / + 4.6%	63,830	+ 3,577 / + 5.9%
1985	61,824	- 589 / - 0.9%	61,930	- 1,900 / - 3.0%
1986	63,781	+ 1,957 / + 3.2%	64,049	+ 2,119 / + 3.4%

FAMILY COURT TERMS HELD

Year	Terms Held	Yearly Change (Terms / %)	Year	Terms Held	Yearly Change (Terms / %)
1978	1,707		1983	1,890	+94 / +5.2%
1979	1,980	+273 / +16.0%	1984	1,959	+69 / +3.7%
1980	1,884	- 96 / - 4.8%	1985	1,918	-41 / -2.1%
1981	1,873	- 11 / - 0.6%	1986	1,875	-43 / -2.2%
1982	1,796	- 77 / - 4.1%			

COURT: Family Court

YEAR	FILINGS	DISPOSITIONS	PENDING END OF YEAR
1977	54,272	51,553	20,221
1978	60,364	62,586	17,999
1979	52,635	55,259	15,375
1980	53,184	53,138	14,462
1981	54,240	53,032	15,236
1982	54,464	52,703	16,881
1983	59,655	60,253	16,054
1984	62,413	63,830	14,896
1985	61,824	61,930	14,977
1986	63,781	64,049	14,967



South Carolina Court Administration
 Family Court Workload Report
 January 1, 1986 - December 31, 1986

COUNTY	PENDING FIRST OF PERIOD	FILED DURING PERIOD	DISPOSED DURING PERIOD	PENDING END OF PERIOD
Calhoun	26	155	141	40
Domestic	26	103	93	36
Juvenile	0	52	48	4
Dorchester	308	1,341	1,317	332
Domestic	283	1011	994	300
Juvenile	25	330	323	32
Orangeburg	295	1,525	1,513	307
Domestic	279	1212	1224	267
Juvenile	16	313	289	40
1ST CIRCUIT	629	3,021	2,971	679
Domestic	588	2,326	2,311	603
Juvenile	41	695	660	76
Aiken	637	2,257	2,382	512
Domestic	609	1918	2063	464
Juvenile	28	339	319	48
Bamberg	73	315	308	80
Domestic	71	274	274	71
Juvenile	2	41	34	9
Barnwell	106	403	409	100
Domestic	86	343	343	86
Juvenile	20	60	66	14
2ND CIRCUIT	816	2,975	3,099	692
Domestic	766	2,535	2,680	621
Juvenile	50	440	419	71
Clarendon	50	325	304	71
Domestic	50	290	269	71
Juvenile	0	35	35	0
Lee	45	209	209	45
Domestic	43	183	181	45
Juvenile	2	26	28	0
Sumter	319	1,993	1,933	379
Domestic	289	1663	1629	323
Juvenile	30	330	304	56
Williamsburg	179	531	570	140
Domestic	174	486	522	138
Juvenile	5	45	48	2
3RD CIRCUIT	593	3,058	3,016	635
Domestic	556	2,622	2,601	577
Juvenile	37	436	415	58

South Carolina Court Administration
 Family Court Workload Report
 January 1, 1986 - December 31, 1986

COUNTY	PENDING FIRST OF PERIOD	FILED DURING PERIOD	DISPOSED DURING PERIOD	PENDING END OF PERIOD
Chesterfield	178	758	746	190
Domestic	150	593	606	137
Juvenile	28	165	140	53
Darlington	270	1,178	1,156	292
Domestic	262	988	1008	242
Juvenile	8	190	148	50
Dillon	121	551	560	112
Domestic	106	465	472	99
Juvenile	15	86	88	13
Marlboro	92	654	621	125
Domestic	87	561	538	110
Juvenile	5	93	83	15
4TH CIRCUIT	661	3,141	3,083	719
Domestic	605	2,607	2,624	588
Juvenile	56	534	459	131
Kershaw	190	749	739	200
Domestic	170	606	607	169
Juvenile	20	143	132	31
Richland	1,462	5,423	5,469	1,416
Domestic	1289	4438	4538	1,189
Juvenile	173	985	931	227
5TH CIRCUIT	1,652	6,172	6,208	1,616
Domestic	1,459	5,044	5,145	1,358
Juvenile	193	1,128	1,063	258
Chester	137	563	611	89
Domestic	124	436	474	86
Juvenile	13	127	137	3
Fairfield	77	317	330	64
Domestic	70	254	272	52
Juvenile	7	63	58	12
Lancaster	262	980	1,002	240
Domestic	224	757	789	192
Juvenile	38	223	213	48
6TH CIRCUIT	476	1,860	1,943	393
Domestic	418	1,447	1,535	330
Juvenile	58	413	408	63

South Carolina Court Administration
 Family Court Workload Report
 January 1, 1986 - December 31, 1986

COUNTY	PENDING FIRST OF PERIOD	FILED DURING PERIOD	DISPOSED DURING PERIOD	PENDING END OF PERIOD
Cherokee	159	876	875	160
Domestic	148	577	593	132
Juvenile	11	299	282	28
Spartanburg	794	4,074	3,862	1,006
Domestic	742	3263	3085	920
Juvenile	52	811	777	86
7TH CIRCUIT	953	4,950	4,737	1,166
Domestic	890	3,840	3,678	1,052
Juvenile	63	1,110	1,059	114
Abbeville	73	316	334	55
Domestic	73	261	279	55
Juvenile	0	55	55	0
Greenwood	223	1,086	1,093	216
Domestic	182	769	764	187
Juvenile	41	317	329	29
Laurens	207	1,058	1,050	215
Domestic	199	880	880	199
Juvenile	8	178	170	16
Newberry	129	523	534	118
Domestic	111	396	407	100
Juvenile	18	127	127	18
8TH CIRCUIT	632	2,983	3,011	604
Domestic	565	2,306	2,330	541
Juvenile	67	677	681	63
Berkeley	519	2,067	2,038	548
Domestic	440	1770	1701	509
Juvenile	79	297	337	39
Charleston	1,890	6,469	6,698	1,661
Domestic	1462	4873	5000	1,335
Juvenile	428	1596	1698	326
9TH CIRCUIT	2,409	8,536	8,736	2,209
Domestic	1,902	6,643	6,701	1,844
Juvenile	507	1,893	2,035	365

South Carolina Court Administration
 Family Court Workload Report
 January 1, 1986 - December 31, 1986

COUNTY	PENDING FIRST OF PERIOD	FILED DURING PERIOD	DISPOSED DURING PERIOD	PENDING END OF PERIOD
Anderson	554	2,565	2,515	604
Domestic	511	2094	2076	529
Juvenile	43	471	439	75
Oconee	176	891	873	194
Domestic	145	706	680	171
Juvenile	31	185	193	23
10TH CIRCUIT	730	3,456	3,388	798
Domestic	656	2,800	2,756	700
Juvenile	74	656	632	98
Edgefield	63	255	273	45
Domestic	61	176	193	44
Juvenile	2	79	80	1
Lexington	902	2,974	3,075	801
Domestic	827	2534	2625	736
Juvenile	75	440	450	65
McCormick	33	137	142	28
Domestic	33	129	134	28
Juvenile	0	8	8	0
Saluda	66	185	206	45
Domestic	62	171	193	40
Juvenile	4	14	13	5
11TH CIRCUIT	1,064	3,551	3,696	919
Domestic	983	3,010	3,145	848
Juvenile	81	541	551	71
Florence	380	2,285	2,197	468
Domestic	309	1846	1757	398
Juvenile	71	439	440	70
Marion	112	757	731	138
Domestic	96	622	594	124
Juvenile	16	135	137	14
12TH CIRCUIT	492	3,042	2,928	606
Domestic	405	2,468	2,351	522
Juvenile	87	574	577	84

South Carolina Court Administration
 Family Court Workload Report
 January 1, 1986 - December 31, 1986

COUNTY	PENDING FIRST OF PERIOD	FILED DURING PERIOD	DISPOSED DURING PERIOD	PENDING END OF PERIOD
Greenville	1,498	5,940	5,898	1,540
Domestic	1415	5111	5140	1,386
Juvenile	83	829	758	154
Pickens	439	1,463	1,548	354
Domestic	377	1264	1309	332
Juvenile	62	199	239	22
13TH CIRCUIT	1,937	7,403	7,446	1,894
Domestic	1,792	6,375	6,449	1,718
Juvenile	145	1,028	997	176
Allendale	46	183	185	44
Domestic	40	153	149	44
Juvenile	6	30	36	0
Beaufort	354	1,267	1,283	338
Domestic	322	1147	1140	329
Juvenile	32	120	143	9
Colleton	149	672	666	155
Domestic	131	548	543	136
Juvenile	18	124	123	19
Hampton	86	293	301	78
Domestic	83	258	266	75
Juvenile	3	35	35	3
Jasper	77	326	332	71
Domestic	65	292	287	70
Juvenile	12	34	45	1
14TH CIRCUIT	712	2,741	2,767	686
Domestic	641	2,398	2,385	654
Juvenile	71	343	382	32
Georgetown	214	984	1,023	175
Domestic	143	756	749	150
Juvenile	71	228	274	25
Horry	600	2,585	2,680	505
Domestic	557	2190	2294	453
Juvenile	43	395	386	52
15TH CIRCUIT	814	3,569	3,703	680
Domestic	700	2,946	3,043	603
Juvenile	114	623	660	77

South Carolina Court Administration
 Family Court Workload Report
 January 1, 1986 - December 31, 1986

COUNTY	PENDING FIRST OF PERIOD	FILED DURING PERIOD	DISPOSED DURING PERIOD	PENDING END OF PERIOD
Union	116	548	531	133
Domestic	107	323	326	104
Juvenile	9	225	205	29
York	549	2,775	2,786	538
Domestic	459	1856	1870	445
Juvenile	90	919	916	93
16TH CIRCUIT	665	3,323	3,317	671
Domestic	566	2,179	2,196	549
Juvenile	99	1,144	1,121	122
STATEWIDE	15,235	63,781	64,049	14,967
Domestic	13,492	51,546	51,930	13,108
Juvenile	1,743	12,235	12,119	1,859

From CAF 60, run 02/28/87

FAMILY COURT

Age of Pending Family Court Cases

The administrative policy of the Chief Justice, which requires family courts to focus attention on those pending cases aged more than six months from date of filing, helped maintain the large percentage of cases pending less than six months. That percentage improved to 95% by the end of 1986.

The two year trend of decreases in the total number of pending cases was interrupted in 1985 as the total actually increased by 0.5% or 81 cases. By the end of 1986, the total pending was virtually unchanged.

The age of pending cases report follows on the next several pages and measures, for each circuit and county, the number and percentage of cases pending in various age categories.

CHANGES IN NUMBER AND AGE OF PENDING
FAMILY COURT CASES

Year	Total Pending End of Year	% Change From Previous Year	Pending 180 Days or Less (Number / %)
1976	17,502		
1977	20,221	+15.5%	
1978	17,999	-11.0%	
1979	15,375	-14.6%	11,727 / 76%
1980	14,462	- 5.9%	12,016 / 83%
1981	15,326	+ 6.0%	12,743 / 83%
1982	16,881	+10.2%	13,551 / 80%
1983	16,054	- 4.9%	13,785 / 86%
1984	14,896	- 7.2%	13,694 / 92%
1985	14,977	+ 0.5%	13,673 / 91%
1986	14,967	- 0.1%	14,169 / 95%

South Carolina Court Administration
 Family Court Age of Pending Cases Report
 Pending as of December 31, 1986

COUNTY	TOTAL PENDING	0 - 90 DAYS	91 - 180 DAYS	TOTAL 180 DAYS OR LESS	181 - 210 DAYS	TOTAL 210 DAYS OR LESS	211 - 365 DAYS	366 DAYS OR MORE
Calhoun	40	30 / 75%	8 / 20%	38 / 95%	2 / 5%	40 / 100%	0 / 0%	0 / 0%
Domestic	36	26	8	34	2	36	0	0
Juvenile	4	4	0	4	0	4	0	0
Dorchester	332	208 / 63%	85 / 26%	293 / 88%	35 / 11%	328 / 99%	4 / 1%	0 / 0%
Domestic	300	178	84	262	35	297	3	0
Juvenile	32	30	1	31	0	31	1	0
Orangeburg	307	225 / 73%	70 / 23%	295 / 96%	8 / 3%	303 / 99%	3 / 1%	1 / 0%
Domestic	267	187	68	255	8	263	3	1
Juvenile	40	38	2	40	0	40	0	0
1ST CIRCUIT	679	463 / 68%	163 / 24%	626 / 92%	45 / 7%	671 / 99%	7 / 1%	1 / 0%
Domestic	603	391	160	551	45	596	6	1
Juvenile	76	72	3	75	0	75	1	0
Aiken	512	327 / 64%	155 / 30%	482 / 94%	15 / 3%	497 / 97%	9 / 2%	6 / 1%
Domestic	464	285	150	435	14	449	9	6
Juvenile	48	42	5	47	1	48	0	0
Bamberg	80	43 / 54%	23 / 29%	66 / 83%	9 / 11%	75 / 94%	5 / 6%	0 / 0%
Domestic	71	42	21	63	8	71	0	0
Juvenile	9	1	2	3	1	4	5	0
Barnwell	100	51 / 51%	40 / 40%	91 / 91%	5 / 5%	96 / 96%	4 / 4%	0 / 0%
Domestic	86	41	36	77	5	82	4	0
Juvenile	14	10	4	14	0	14	0	0
2ND CIRCUIT	692	421 / 61%	218 / 32%	639 / 92%	29 / 4%	668 / 97%	18 / 3%	6 / 1%
Domestic	621	368	207	575	27	602	13	6
Juvenile	71	53	11	64	2	66	5	0

South Carolina Court Administration
 Family Court Age of Pending Cases Report
 Pending as of December 31, 1986

COUNTY	TOTAL PENDING	0 - 90 DAYS	91 - 180 DAYS	TOTAL 180 DAYS OR LESS	181 - 210 DAYS	TOTAL 210 DAYS OR LESS	211 - 365 DAYS	366 DAYS OR MORE
Clarendon	71	59 / 83%	11 / 15%	70 / 99%	1 / 1%	71 / 100%	0 / 0%	0 / 0%
Domestic	71	59	11	70	1	71	0	0
Juvenile	0	0	0	0	0	0	0	0
Lee	45	32 / 71%	12 / 27%	44 / 98%	1 / 2%	45 / 100%	0 / 0%	0 / 0%
Domestic	45	32	12	44	1	45	0	0
Juvenile	0	0	0	0	0	0	0	0
Sumter	379	277 / 73%	89 / 23%	366 / 97%	10 / 3%	376 / 99%	3 / 1%	0 / 0%
Domestic	323	234	79	313	10	323	0	0
Juvenile	56	43	10	53	0	53	3	0
Williamsburg	140	87 / 62%	44 / 31%	131 / 94%	9 / 6%	140 / 100%	0 / 0%	0 / 0%
Domestic	138	85	44	129	9	138	0	0
Juvenile	2	2	0	2	0	2	0	0
3RD CIRCUIT	635	455 / 72%	156 / 25%	611 / 96%	21 / 3%	632 / 100%	3 / 0%	0 / 0%
Domestic	577	410	146	556	21	577	0	0
Juvenile	58	45	10	55	0	55	3	0
Chesterfield	190	128 / 67%	45 / 24%	173 / 91%	17 / 9%	190 / 100%	0 / 0%	0 / 0%
Domestic	137	87	41	128	9	137	0	0
Juvenile	53	41	4	45	8	53	0	0
Darlington	292	183 / 63%	89 / 30%	272 / 93%	19 / 7%	291 / 100%	0 / 0%	1 / 0%
Domestic	242	139	83	222	19	241	0	1
Juvenile	50	44	6	50	0	50	0	0

South Carolina Court Administration
 Family Court Age of Pending Cases Report
 Pending as of December 31, 1986

COUNTY	TOTAL PENDING	0 - 90 DAYS	91 - 180 DAYS	TOTAL 180 DAYS OR LESS	181 - 210 DAYS	TOTAL 210 DAYS OR LESS	211 - 365 DAYS	366 DAYS OR MORE
Dillon	112	78 / 70%	28 / 25%	106 / 95%	6 / 5%	112 / 100%	0 / 0%	0 / 0%
Domestic	99	68	25	93	6	99	0	0
Juvenile	13	10	3	13	0	13	0	0
Marlboro	125	91 / 73%	31 / 25%	122 / 98%	3 / 2%	125 / 100%	0 / 0%	0 / 0%
Domestic	110	76	31	107	3	110	0	0
Juvenile	15	15	0	15	0	15	0	0
4TH CIRCUIT	719	480 / 67%	193 / 27%	673 / 94%	45 / 6%	718 / 100%	0 / 0%	1 / 0%
Domestic	588	370	180	550	37	587	0	1
Juvenile	131	110	13	123	8	131	0	0
Kershaw	200	122 / 61%	68 / 34%	190 / 95%	8 / 4%	198 / 99%	2 / 1%	0 / 0%
Domestic	169	93	68	161	6	167	2	0
Juvenile	31	29	0	29	2	31	0	0
Richland	1,416	892 / 63%	477 / 34%	1,369 / 97%	36 / 3%	1,405 / 99%	9 / 1%	2 / 0%
Domestic	1,189	730	416	1,146	32	1,178	9	2
Juvenile	227	162	61	223	4	227	0	0
5TH CIRCUIT	1,616	1,014 / 63%	545 / 34%	1,559 / 96%	44 / 3%	1,603 / 99%	11 / 1%	2 / 0%
Domestic	1,358	823	484	1,307	38	1,345	11	2
Juvenile	258	191	61	252	6	258	0	0
Chester	89	60 / 67%	28 / 31%	88 / 99%	0 / 0%	88 / 99%	0 / 0%	1 / 1%
Domestic	86	57	28	85	0	85	0	1
Juvenile	3	3	0	3	0	3	0	0

South Carolina Court Administration
 Family Court Age of Pending Cases Report
 Pending as of December 31, 1986

COUNTY	TOTAL PENDING	0 - 90 DAYS	91 - 180 DAYS	TOTAL 180 DAYS OR LESS	181 - 210 DAYS	TOTAL 210 DAYS OR LESS	211 - 365 DAYS	366 DAYS OR MORE
Fairfield	64	41 / 64%	15 / 23%	56 / 88%	2 / 3%	58 / 91%	0 / 0%	6 / 9%
Domestic	52	29	15	44	2	46	0	6
Juvenile	12	12	0	12	0	12	0	0
Lancaster	240	149 / 62%	71 / 30%	220 / 92%	16 / 7%	236 / 98%	2 / 1%	2 / 1%
Domestic	192	107	65	172	16	188	2	2
Juvenile	48	42	6	48	0	48	0	0
6TH CIRCUIT	393	250 / 64%	114 / 29%	364 / 93%	18 / 5%	382 / 97%	2 / 1%	9 / 2%
Domestic	330	193	108	301	18	319	2	9
Juvenile	63	57	6	63	0	63	0	0
Cherokee	160	125 / 78%	28 / 18%	153 / 96%	5 / 3%	158 / 99%	2 / 1%	0 / 0%
Domestic	132	97	28	125	5	130	2	0
Juvenile	28	28	0	28	0	28	0	0
Spartanburg	1,006	644 / 64%	293 / 29%	937 / 93%	57 / 6%	994 / 99%	10 / 1%	2 / 0%
Domestic	920	570	281	851	57	908	10	2
Juvenile	86	74	12	86	0	86	0	0
7TH CIRCUIT	1,166	769 / 66%	321 / 28%	1,090 / 93%	62 / 5%	1,152 / 99%	12 / 1%	2 / 0%
Domestic	1,052	667	309	976	62	1,038	12	2
Juvenile	114	102	12	114	0	114	0	0
Abbeville	55	43 / 78%	12 / 22%	55 / 100%	0 / 0%	55 / 100%	0 / 0%	0 / 0%
Domestic	55	43	12	55	0	55	0	0
Juvenile	0	0	0	0	0	0	0	0

South Carolina Court Administration
 Family Court Age of Pending Cases Report
 Pending as of December 31, 1986

COUNTY	TOTAL PENDING	0 - 90 DAYS	91 - 180 DAYS	TOTAL 180 DAYS OR LESS	181 - 210 DAYS	TOTAL 210 DAYS OR LESS	211 - 365 DAYS	366 DAYS OR MORE
Greenwood	216	150 / 69%	65 / 30%	215 / 100%	1 / 0%	216 / 100%	0 / 0%	0 / 0%
Domestic	187	121	65	186	1	187	0	0
Juvenile	29	29	0	29	0	29	0	0
Laurens	215	151 / 70%	55 / 26%	206 / 96%	7 / 3%	213 / 99%	1 / 0%	1 / 0%
Domestic	199	139	51	190	7	197	1	1
Juvenile	16	12	4	16	0	16	0	0
Newberry	118	89 / 75%	28 / 24%	117 / 99%	0 / 0%	117 / 99%	1 / 1%	0 / 0%
Domestic	100	72	27	99	0	99	1	0
Juvenile	18	17	1	18	0	18	0	0
8TH CIRCUIT	604	433 / 72%	160 / 26%	593 / 98%	8 / 1%	601 / 100%	2 / 0%	1 / 0%
Domestic	541	375	155	530	8	538	2	1
Juvenile	63	58	5	63	0	63	0	0
Berkeley	548	296 / 54%	181 / 33%	477 / 87%	47 / 9%	524 / 96%	23 / 4%	1 / 0%
Domestic	509	271	168	439	46	485	23	1
Juvenile	39	25	13	38	1	39	0	0
Charleston	1,661	1,050 / 63%	483 / 29%	1,533 / 92%	82 / 5%	1,615 / 97%	38 / 2%	8 / 0%
Domestic	1,335	816	392	1,208	82	1,290	37	8
Juvenile	326	234	91	325	0	325	1	0
9TH CIRCUIT	2,209	1,346 / 61%	664 / 30%	2,010 / 91%	129 / 6%	2,139 / 97%	61 / 3%	9 / 0%
Domestic	1,844	1,087	560	1,647	128	1,775	60	9
Juvenile	365	259	104	363	1	364	1	0

South Carolina Court Administration
 Family Court Age of Pending Cases Report
 Pending as of December 31, 1986

COUNTY	TOTAL PENDING	0 - 90 DAYS	91 - 180 DAYS	TOTAL 180 DAYS OR LESS	181 - 210 DAYS	TOTAL 210 DAYS OR LESS	211 - 365 DAYS	366 DAYS OR MORE
Anderson	604	391 / 65%	203 / 34%	594 / 98%	10 / 2%	604 / 100%	0 / 0%	0 / 0%
Domestic	529	324	196	520	9	529	0	0
Juvenile	75	67	7	74	1	75	0	0
Oconee	194	123 / 63%	69 / 36%	192 / 99%	2 / 1%	194 / 100%	0 / 0%	0 / 0%
Domestic	171	105	64	169	2	171	0	0
Juvenile	23	18	5	23	0	23	0	0
10TH CIRCUIT	798	514 / 64%	272 / 34%	786 / 98%	12 / 2%	798 / 100%	0 / 0%	0 / 0%
Domestic	700	429	260	689	11	700	0	0
Juvenile	98	85	12	97	1	98	0	0
Edgefield	45	22 / 49%	18 / 40%	40 / 89%	5 / 11%	45 / 100%	0 / 0%	0 / 0%
Domestic	44	21	18	39	5	44	0	0
Juvenile	1	1	0	1	0	1	0	0
Lexington	801	447 / 56%	292 / 36%	739 / 92%	55 / 7%	794 / 99%	7 / 1%	0 / 0%
Domestic	736	400	276	676	53	729	7	0
Juvenile	65	47	16	63	2	65	0	0
McCormick	28	21 / 75%	6 / 21%	27 / 96%	1 / 4%	28 / 100%	0 / 0%	0 / 0%
Domestic	28	21	6	27	1	28	0	0
Juvenile	0	0	0	0	0	0	0	0
Saluda	45	27 / 60%	16 / 36%	43 / 96%	2 / 4%	45 / 100%	0 / 0%	0 / 0%
Domestic	40	23	15	38	2	40	0	0
Juvenile	5	4	1	5	0	5	0	0
11TH CIRCUIT	919	517 / 56%	332 / 36%	849 / 92%	63 / 7%	912 / 99%	7 / 1%	0 / 0%
Domestic	848	465	315	780	61	841	7	0
Juvenile	71	52	17	69	2	71	0	0

South Carolina Court Administration
 Family Court Age of Pending Cases Report
 Pending as of December 31, 1986

COUNTY	TOTAL PENDING	0 - 90 DAYS	91 - 180 DAYS	TOTAL 180 DAYS OR LESS	181 - 210 DAYS	TOTAL 210 DAYS OR LESS	211 - 365 DAYS	366 DAYS OR MORE
Florence	468	361 / 77%	99 / 21%	460 / 98%	6 / 1%	466 / 100%	2 / 0%	0 / 0%
Domestic	398	302	89	391	5	396	2	0
Juvenile	70	59	10	69	1	70	0	0
Marion	138	94 / 68%	35 / 25%	129 / 93%	8 / 6%	137 / 99%	1 / 1%	0 / 0%
Domestic	124	84	31	115	8	123	1	0
Juvenile	14	10	4	14	0	14	0	0
12TH CIRCUIT	606	455 / 75%	134 / 22%	589 / 97%	14 / 2%	603 / 100%	3 / 0%	0 / 0%
Domestic	522	386	120	506	13	519	3	0
Juvenile	84	69	14	83	1	84	0	0
Greenville	1,540	930 / 60%	575 / 37%	1,505 / 98%	34 / 2%	1,539 / 100%	1 / 0%	0 / 0%
Domestic	1,386	814	539	1,353	32	1385	1	0
Juvenile	154	116	36	152	2	154	0	0
Pickens	354	202 / 57%	134 / 38%	336 / 95%	14 / 4%	350 / 99%	4 / 1%	0 / 0%
Domestic	332	181	133	314	14	328	4	0
Juvenile	22	21	1	22	0	22	0	0
13TH CIRCUIT	1,894	1,132 / 60%	709 / 37%	1,841 / 97%	48 / 3%	1,889 / 100%	5 / 0%	0 / 0%
Domestic	1,718	995	672	1,667	46	1,713	5	0
Juvenile	176	137	37	174	2	176	0	0
Allendale	44	25 / 57%	9 / 20%	34 / 77%	8 / 18%	42 / 95%	2 / 5%	0 / 0%
Domestic	44	25	9	34	8	42	2	0
Juvenile	0	0	0	0	0	0	0	0

South Carolina Court Administration
 Family Court Age of Pending Cases Report
 Pending as of December 31, 1986

COUNTY	TOTAL PENDING	0 - 90 DAYS	91 - 180 DAYS	TOTAL 180 DAYS OR LESS	181 - 210 DAYS	TOTAL 210 DAYS OR LESS	211 - 365 DAYS	366 DAYS OR MORE
Beaufort	338	213 / 63%	110 / 33%	323 / 96%	15 / 4%	338 / 100%	0 / 0%	0 / 0%
Domestic	329	207	108	315	14	329	0	0
Juvenile	9	6	2	8	1	9	0	0
Colleton	155	93 / 60%	50 / 32%	143 / 92%	9 / 6%	152 / 98%	2 / 1%	1 / 1%
Domestic	136	77	48	125	8	133	2	1
Juvenile	19	16	2	18	1	19	0	0
Hampton	78	44 / 56%	31 / 40%	75 / 96%	3 / 4%	78 / 100%	0 / 0%	0 / 0%
Domestic	75	41	31	72	3	75	0	0
Juvenile	3	3	0	3	0	3	0	0
Jasper	71	43 / 61%	26 / 37%	69 / 97%	1 / 1%	70 / 99%	1 / 1%	0 / 0%
Domestic	70	42	26	68	1	69	1	0
Juvenile	1	1	0	1	0	1	0	0
14TH CIRCUIT	686	418 / 61%	226 / 33%	644 / 94%	36 / 5%	680 / 99%	5 / 1%	1 / 0%
Domestic	654	392	222	614	34	648	5	1
Juvenile	32	26	4	30	2	32	0	0
Georgetown	175	133 / 76%	38 / 22%	171 / 98%	4 / 2%	175 / 100%	0 / 0%	0 / 0%
Domestic	150	110	36	146	4	150	0	0
Juvenile	25	23	2	25	0	25	0	0
Horry	505	346 / 69%	143 / 28%	489 / 97%	15 / 3%	504 / 100%	1 / 0%	0 / 0%
Domestic	453	297	140	437	15	452	1	0
Juvenile	52	49	3	52	0	52	0	0
15TH CIRCUIT	680	479 / 70%	181 / 27%	660 / 97%	19 / 3%	679 / 100%	1 / 0%	0 / 0%
Domestic	603	407	176	583	19	602	1	0
Juvenile	77	72	5	77	0	77	0	0

South Carolina Court Administration
 Family Court Age of Pending Cases Report
 Pending as of December 31, 1986

COUNTY	TOTAL PENDING	0 - 90 DAYS	91 - 180 DAYS	TOTAL 180 DAYS OR LESS	181 - 210 DAYS	TOTAL 210 DAYS OR LESS	211 - 365 DAYS	366 DAYS OR MORE
Union	133	78 / 59%	29 / 22%	107 / 80%	19 / 14%	126 / 95%	6 / 5%	1 / 1%
Domestic	104	50	28	78	19	97	6	1
Juvenile	29	28	1	29	0	29	0	0
York	538	353 / 66%	175 / 33%	528 / 98%	8 / 1%	536 / 100%	2 / 0%	0 / 0%
Domestic	445	262	173	435	8	443	2	0
Juvenile	93	91	2	93	0	93	0	0
16TH CIRCUIT	671	431 / 64%	204 / 30%	635 / 95%	27 / 4%	662 / 99%	8 / 1%	1 / 0%
Domestic	549	312	201	513	27	540	8	1
Juvenile	122	119	3	122	0	122	0	0
STATEWIDE	14,967	9,577 / 64%	4,592 / 31%	14,169 / 95%	620 / 4%	14,789 / 99%	145 / 1%	33 / 0%
Domestic	13,108	8,070	4,275	12,345	595	12,940	135	33
Juvenile	1,859	1,507	317	1,824	25	1,849	10	0

93

From CAF 20, run 02/28/87

PROBATE COURT

Filings and Dispositions

Every county has its own probate court which exercises jurisdiction over the estates of deceased persons, guardianships of minors and incompetents, and involuntary commitments to mental institutions. During 1983 all 46 probate courts were introduced to the statewide uniform docketing system and caseload filings and dispositions have been computer tabulated beginning with calendar year 1984.

The statewide filings and dispositions for the past three years, including 1986, are listed in the table at the bottom of this page. Two county-by-county reports follow on the next several pages. The first measures the caseload of estates; the second, guardianships and committeeships.

PROBATE COURT CASES
YEARLY FILINGS AND DISPOSITIONS

Year	Filings			Dispositions		
	ES*	GC**	Total	ES*	GC**	Total
1984	16,506	2,089	18,595	10,047	1,353	11,400
1985	17,825	1,878	19,703	14,792	2,296	17,088
1986	18,547	1,912	20,459	17,743	1,809	19,552

*Estate cases

**Guardianship/Committeeship cases

South Carolina Court Administration
Estate Workload Report
January 1, 1986 - December 31, 1986

COUNTY	PENDING FIRST OF PERIOD	FILED DURING PERIOD	DISPOSED DURING PERIOD	PENDING END OF PERIOD
Calhoun	87	109	110	86
Dorchester	415	264	227	452
Orangeburg	584	578	588	574
1ST CIRCUIT	1,086	951	925	1,112
Aiken	707	737	725	719
Bamberg	88	120	88	120
Barnwell	84	109	120	73
2ND CIRCUIT	879	966	933	912
Clarendon	192	200	220	172
Lee	115	101	148	68
Sumter	286	433	345	374
Williamsburg	215	158	198	175
3RD CIRCUIT	808	892	911	789
Chesterfield	224	318	308	234
Darlington	344	370	296	418
Dillon	130	165	160	135
Marlboro	144	222	222	144
4TH CIRCUIT	842	1,075	986	931
Kershaw	250	260	245	265
Richland	1,184	1,314	1,033	1,465
5TH CIRCUIT	1,434	1,574	1,278	1,730

South Carolina Court Administration
Estate Workload Report
January 1, 1986 - December 31, 1986

COUNTY	PENDING FIRST OF PERIOD	FILED DURING PERIOD	DISPOSED DURING PERIOD	PENDING END OF PERIOD
Chester	195	281	258	218
Fairfield	142	164	138	168
Lancaster	206	351	339	218
6TH CIRCUIT	543	796	735	604
Cherokee	166	217	228	155
Spartanburg	1,023	1,257	1,241	1,039
7TH CIRCUIT	1,189	1,474	1,469	1,194
Abbeville	151	185	232	104
Greenwood	340	443	427	356
Laurens	302	389	379	312
Newberry	175	286	291	170
8TH CIRCUIT	968	1,303	1,329	942
Berkeley	553	400	484	469
Charleston	1,808	1,495	1,507	1,796
9TH CIRCUIT	2,361	1,895	1,991	2,265
Anderson	719	821	788	752
Oconee	445	373	357	461
10TH CIRCUIT	1,164	1,194	1,145	1,213
Edgefield	151	110	136	125
Lexington	529	550	432	597
McCormick	25	74	71	28
Saluda	131	149	154	126
11TH CIRCUIT	836	883	843	876

South Carolina Court Administration
Estate Workload Report
January 1, 1986 - December 31, 1986

COUNTY	PENDING FIRST OF PERIOD	FILED DURING PERIOD	DISPOSED DURING PERIOD	PENDING END OF PERIOD
Florence	513	560	559	514
Marion	189	189	131	247
12TH CIRCUIT	702	749	690	761
Greenville	1,404	1,522	1,403	1,523
Pickens	334	456	428	362
13TH CIRCUIT	1,738	1,978	1,831	1,885
Allendale	81	68	78	71
Beaufort	433	409	406	436
Colleton	232	275	302	205
Hampton	101	108	87	122
Jasper	64	106	108	62
14TH CIRCUIT	911	966	981	896
Georgetown	234	264	309	189
Horry	772	768	670	870
15TH CIRCUIT	1,006	1,032	979	1,059
Union	159	222	195	186
York	564	597	522	639
16TH CIRCUIT	723	819	717	825
STATEWIDE	17,190	18,547	17,743	17,994

From ES 60, run 02/28/87

South Carolina Court Administration
Guardianship/Committeeship Workload Report
January 1, 1986 - December 31, 1986

COUNTY	PENDING FIRST OF PERIOD	FILED DURING PERIOD	DISPOSED DURING PERIOD	PENDING END OF PERIOD
Calhoun	42	2	10	34
Dorchester	123	132	45	210
Orangeburg	176	28	37	167
1ST CIRCUIT	341	162	92	411
Aiken	173	24	24	173
Bamberg	65	6	10	61
Barnwell	43	1	9	35
2ND CIRCUIT	281	31	43	269
Clarendon	141	65	19	187
Lee	58	10	6	62
Sumter	183	35	41	177
Williamsburg	89	23	18	94
3RD CIRCUIT	471	133	84	520
Chesterfield	217	46	36	227
Darlington	194	38	29	203
Dillon	108	39	31	116
Marlboro	90	9	32	67
4TH CIRCUIT	609	132	128	613
Kershaw	90	7	10	87
Richland	329	77	61	345
5TH CIRCUIT	419	84	71	432

South Carolina Court Administration
Guardianship/Committeeship Workload Report
January 1, 1986 - December 31, 1986

COUNTY	PENDING FIRST OF PERIOD	FILED DURING PERIOD	DISPOSED DURING PERIOD	PENDING END OF PERIOD
Chester	27	67	68	26
Fairfield	43	3	5	41
Lancaster	124	18	41	101
6TH CIRCUIT	194	88	114	168
Cherokee	57	5	15	47
Spartanburg	287	49	57	279
7TH CIRCUIT	344	54	72	326
Abbeville	53	8	5	56
Greenwood	100	13	18	95
Laurens	116	9	23	102
Newberry	76	5	7	74
8TH CIRCUIT	345	35	53	327
Berkeley	675	182	250	607
Charleston	733	294	192	835
9TH CIRCUIT	1,408	476	442	1,442
Anderson	315	49	91	273
Oconee	147	11	12	146
10TH CIRCUIT	462	60	103	419
Edgefield	48	2	10	40
Lexington	486	161	202	445
McCormick	72	14	8	78
Saluda	37	9	8	38
11TH CIRCUIT	643	186	228	601

South Carolina Court Administration
 Guardianship/Committeeship Workload Report
 January 1, 1986 - December 31, 1986

COUNTY	PENDING FIRST OF PERIOD	FILED DURING PERIOD	DISPOSED DURING PERIOD	PENDING END OF PERIOD
Florence	540	207	119	628
Marion	177	24	11	190
12TH CIRCUIT	717	231	130	818
Greenville	420	75	56	439
Pickens	107	16	16	107
13TH CIRCUIT	527	91	72	546
Allendale	25	4	5	24
Beaufort	134	19	26	127
Colleton	79	15	21	73
Hampton	45	10	6	49
Jasper	16	4	5	15
14TH CIRCUIT	299	52	63	288
Georgetown	93	20	29	84
Horry	204	45	40	209
15TH CIRCUIT	297	65	69	293
Union	50	3	5	48
York	211	29	40	200
16TH CIRCUIT	261	32	45	248
STATEWIDE	7,618	1,912	1,809	7,721

From ES 60, run 02/28/87

MAGISTRATE COURT

Filings and Dispositions

South Carolina's 315 magistrate courts handle more cases than any other level of court; during 1986, 54% of all dispositions were in the magistrate courts.

For the past ten years, filings and dispositions have remained relatively constant, with year to year fluctuations seldom exceeding 6%. Caseload estimates for the entire year of 1986 indicate slight increases from the 1985 figures: an estimated 620,200 cases were filed (up 1.6%) and 621,625 were disposed (up 1.5%). Over the past four years traffic cases in magistrate court have consistently accounted for almost two-thirds of the total, with the remaining third split nearly evenly between civil (17.9%) and non-traffic criminal (17.8%).

A large majority of criminal cases (traffic and non-traffic) result in convictions: 92% were convictions, 4% were non-convictions and 4% were either dismissed or transferred. A closer look at the distinctions between traffic and non-traffic cases reveals that dispositions by bond forfeiture are more prevalent in traffic cases than in non-traffic cases (59% to 23%, respectively) and bench trial convictions are more likely in non-traffic cases than in traffic (53% to 38%, respectively).

The reports provided on the pages that follow list for each magistrate and county the number of cases disposed during the first six months of 1986, the most recent period for which caseload statistics are available. Criminal and traffic dispositions are further broken down according to the type of disposition.

YEARLY CHANGE IN MAGISTRATE COURT CASES: FILINGS AND DISPOSITIONS

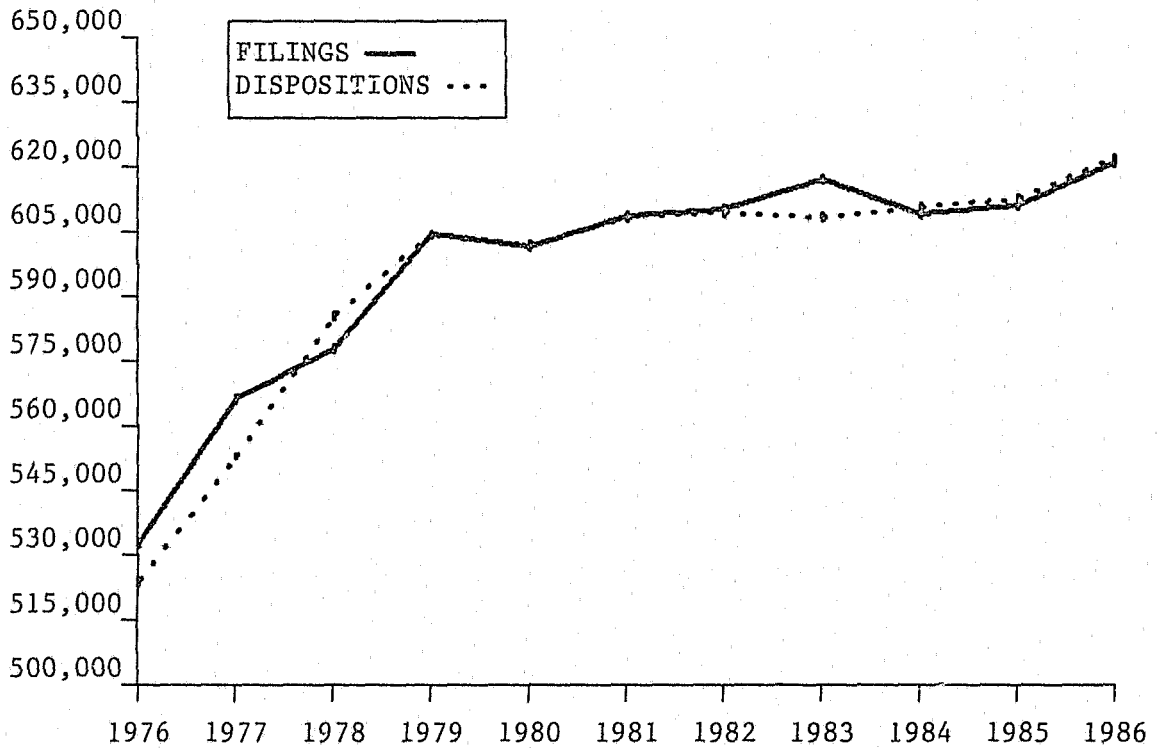
Year	Filed	Yearly Change (Cases / %)	Disposed	Yearly Change (Cases / %)
1976	532,803		523,618	
1977	565,838	+33,035 / +6.0%	552,658	+29,040 / +6.0%
1978	577,616	+11,778 / +2.0%	585,309	+32,651 / +6.0%
1979	604,068	+26,452 / +5.0%	604,398	+19,089 / +3.0%
1980	601,419	- 2,649 / -0.4%	601,481	- 2,917 / -0.5%
1981	608,402	+ 6,983 / +1.0%	608,168	+ 6,687 / +1.0%
1982	609,752	+ 1,350 / +0.2%	609,013	+ 845 / +0.1%
1983	616,484	+ 6,732 / +1.1%	608,065	- 948 / -0.2%
1984	608,575*	- 7,909 / -1.3%	610,203	+ 2,138 / +0.4%
1985	610,650*	+ 2,075 / +0.3%	612,180	+ 1,977 / +0.3%
1986	620,200*	+ 9,550 / +1.6%	621,625*	+ 9,445 / +1.5%

*estimated

COURT: Magistrate Court

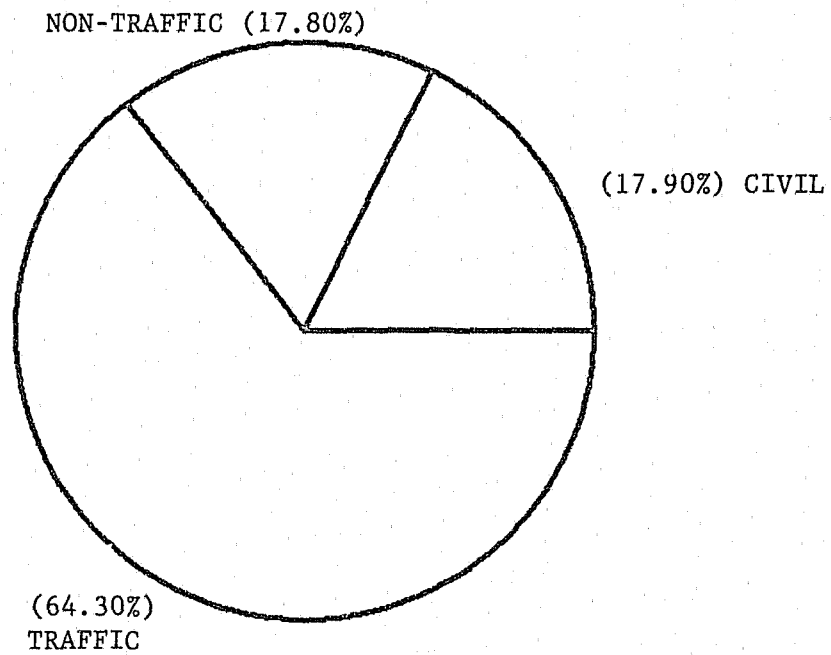
YEAR	FILINGS	DISPOSITIONS	PENDING END OF YEAR
1976	532,803	523,618	
1977	565,838	552,658	
1978	577,616	585,309	16,942
1979	604,068	604,398	8,109
1980	601,419	601,481	6,246
1981	608,402	608,168	6,553
1982	609,752	609,013	7,035
1983	616,484	608,065	14,925
1984	608,575*	610,203	13,297*
1985	610,650*	612,180	11,767*
1986	620,200*	621,625*	10,342*

*estimated caseload



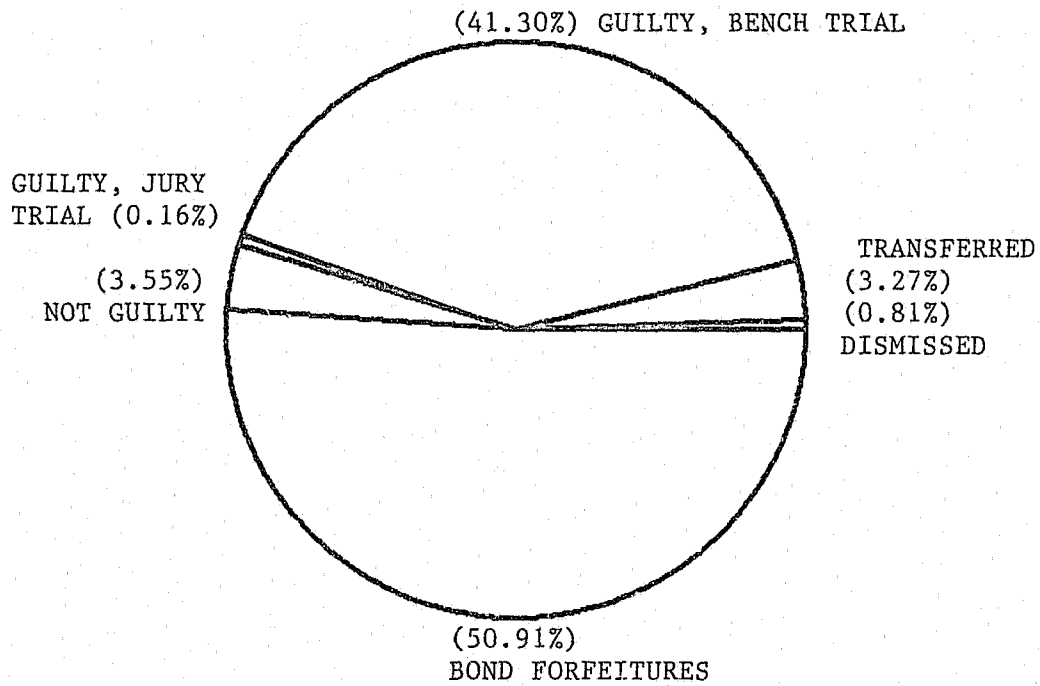
DISPOSITIONS BY CASE TYPE
January - June 1986

TYPE	DISPOSITIONS	PERCENT
Traffic	219,744	64.3%
Non-Traffic	60,958	17.8%
Civil	61,192	17.9%
Total	341,894	100.0%



TRAFFIC AND NON-TRAFFIC DISPOSITIONS BY TYPE
January - June 1986

Disposition Type	Non-Traffic		Traffic		Both	
Bond Forfeitures	14,304	(23%)	128,593	(59%)	142,897	(51%)
Guilty, Bench Trial	32,571	(53%)	83,356	(38%)	115,927	(41%)
Guilty, Jury Trial	81	(0%)	363	(0%)	444	(0%)
Not Guilty	3,998	(7%)	5,979	(3%)	9,977	(4%)
Dismissed	1,722	(3%)	565	(0%)	2,287	(1%)
Transferred, Other	8,282	(14%)	888	(0%)	9,170	(3%)
Total	60,958	(100%)	219,744	(100%)	280,702	(100%)



MAGISTRATES CASELOAD DISPOSITION REPORT
 PERIOD COVERED: 1/1/86 -- 6/30/86

COUNTY	TOTAL	TOTAL	TOTAL		TOTAL		TOTAL	
	DISPOSED ALL TYPES	DISPOSED Civil	DISPOSED Crim / Traf	DISPOSED Crim / Traf	CONVICTIONS Crim / Traf	CONVICTIONS Crim / Traf	NONCONVICTIONS Crim / Traf	
ABBEVILLE	2,081	318	103 /	1,660	81 /	1,637	22 /	23
AIKEN	12,386	1,858	1,834 /	8,694	1,546 /	8,515	288 /	179
ALLENDALE	1,506	101	328 /	1,077	265 /	1,057	63 /	20
ANDERSON	9,893	1,513	1,705 /	6,675	1,459 /	6,588	246 /	87
BAMBERG	1,261	148	147 /	966	125 /	956	22 /	10
BARNWELL	2,081	322	461 /	1,298	381 /	1,274	80 /	24
BEAUFORT	8,272	1,038	1,384 /	5,850	678 /	5,500	706 /	350
BERKELEY	7,586	1,762	1,918 /	3,906	1,203 /	3,681	715 /	225
CALHOUN	1,875	148	245 /	1,482	192 /	1,440	53 /	42
CHARLESTON	33,353	11,631	4,542 /	17,180	3,987 /	14,808	555 /	2,372
CHEROKEE	6,323	596	929 /	4,795	775 /	4,758	154 /	40
CHESTER	3,595	235	490 /	2,870	442 /	2,824	48 /	46
CHESTERFIELD	3,734	486	429 /	2,819	354 /	2,765	75 /	54
CLARENDON	4,380	307	397 /	3,676	262 /	3,637	135 /	39
COLLETON	5,826	469	1,211 /	4,146	621 /	4,022	590 /	124
DARLINGTON	5,644	1,188	1,209 /	3,247	1,084 /	3,104	125 /	143
DILLON	4,902	222	396 /	4,284	308 /	4,227	88 /	57
DORCHESTER	6,600	1,127	701 /	4,772	607 /	4,528	94 /	244
EDGEFIELD	2,231	277	184 /	1,770	172 /	1,758	12 /	12
FAIRFIELD	4,262	202	531 /	3,529	344 /	3,448	187 /	81
FLORENCE	15,370	2,650	3,071 /	9,649	2,359 /	9,502	712 /	147
GEORGETOWN	5,492	672	1,023 /	3,797	890 /	3,730	133 /	67
GREENVILLE	22,765	6,686	4,621 /	11,458	4,090 /	11,225	531 /	233
GREENWOOD	7,009	929	975 /	5,105	722 /	4,998	253 /	107

MAGISTRATES CASELOAD DISPOSITION REPORT
 PERIOD COVERED: 1/1/86 -- 6/30/86

COUNTY	TOTAL DISPOSED ALL TYPES	TOTAL DISPOSED Civil	TOTAL DISPOSED Crim / Traf		TOTAL CONVICTIONS Crim / Traf		TOTAL NONCONVICTIONS Crim / Traf	
HAMPTON	1,556	132	299 /	1,125	259 /	1,104	40 /	21
HORRY	15,988	2,250	3,940 /	9,798	3,746 /	9,432	194 /	366
JASPER	3,899	155	733 /	3,011	711 /	2,900	22 /	111
KERSHAW	4,441	428	989 /	3,024	806 /	2,964	183 /	60
LANCASTER	4,804	970	1,074 /	2,760	945 /	2,710	129 /	50
LAURENS	4,881	200	402 /	4,279	297 /	4,266	105 /	13
LEE	3,471	107	194 /	3,170	127 /	3,139	67 /	31
LEXINGTON	15,530	2,034	3,371 /	10,125	977 /	9,743	2,394 /	382
MARION	4,157	556	668 /	2,933	614 /	2,870	54 /	63
MARLBORO	3,594	584	477 /	2,533	420 /	2,500	57 /	33
MCCORMICK	1,208	69	156 /	983	139 /	939	17 /	44
NEWBERRY	4,926	490	476 /	3,960	337 /	3,904	139 /	56
OCONEE	3,669	555	1,009 /	2,105	811 /	2,040	198 /	65
ORANGEBURG	9,041	1,097	1,413 /	6,531	648 /	6,467	765 /	64
PICKENS	4,086	629	1,302 /	2,155	1,011 /	2,092	291 /	63
RICHLAND	28,850	7,493	6,228 /	15,129	4,790 /	14,579	1,438 /	550
SALUDA	1,332	77	148 /	1,107	76 /	1,090	72 /	17
SPARTANBURG	18,445	3,364	4,721 /	10,360	3,632 /	10,061	1,089 /	299
SUMTER	12,808	1,088	2,038 /	9,682	1,608 /	9,481	430 /	201
UNION	2,083	460	462 /	1,161	402 /	1,127	60 /	34
WILLIAMSBURG	3,689	512	697 /	2,480	633 /	2,401	64 /	79
YORK	11,009	3,057	1,327 /	6,625	1,020 /	6,521	307 /	104
STATEWIDE	341,894	61,192	60,958 /	219,744	46,956 /	212,312	14,002 /	7,432

MAGISTRATES CASELOAD DISPOSITION REPORT
 PERIOD COVERED: 1/1/86 -- 6/30/86

JUDGE/COURT NAME	TOTAL	TOTAL	TOTAL		TOTAL		TOTAL	
	DISPOSED ALL TYPES	DISPOSED Civil	DISPOSED Crim	DISPOSED Traf	CONVICTIONS Crim	CONVICTIONS Traf	NONCONVICTIONS Crim	NONCONVICTIONS Traf
H. C. Dixon	19	0	19 /	0	15 /	0	4 /	0
L. L. Latham	0	0	0 /	0	0 /	0	0 /	0
E. A. Manos	614	318	84 /	212	66 /	212	18 /	0
H. McElrath (M)	0	0	0 /	0	0 /	0	0 /	0
Abbeville CTC	1,448	0	0 /	1,448	0 /	1,425	0 /	23
ABBEVILLE	2,081	318	103 /	1,660	81 /	1,637	22 /	23
R. Barber	2,218	321	409 /	1,488	350 /	1,461	59 /	27
R. C. Baynham	2,183	555	221 /	1,407	148 /	1,388	73 /	19
W. B. Cassels	120	96	19 /	5	14 /	5	5 /	0
O. T. Corbett	236	54	78 /	104	62 /	99	16 /	5
M. A. Meek, Sr.	4,896	569	832 /	3,495	724 /	3,386	108 /	109
R. Millwood (M)	0	0	0 /	0	0 /	0	0 /	0
E. W. Padgett	471	7	5 /	459	4 /	455	1 /	4
M. E. Sawyer	2,158	196	236 /	1,726	215 /	1,711	21 /	15
C. H. Shaw	104	60	34 /	10	29 /	10	5 /	0
AIKEN	12,386	1,858	1,834 /	8,694	1,546 /	8,515	288 /	179
J. P. Dedmon	1,137	42	278 /	817	220 /	798	58 /	19
R. E. Ferguson	368	59	50 /	259	45 /	258	5 /	1
W. C. Smith	1	0	0 /	1	0 /	1	0 /	0
ALLENDALE	1,506	101	328 /	1,077	265 /	1,057	63 /	20

MAGISTRATES CASELOAD DISPOSITION REPORT
 PERIOD COVERED: 1/1/86 -- 6/30/86

JUDGE/COURT NAME =====	TOTAL DISPOSED ALL TYPES =====	TOTAL DISPOSED Civil =====	TOTAL DISPOSED Crim / Traf =====		TOTAL CONVICTIONS Crim / Traf =====		TOTAL NONCONVICTIONS Crim / Traf =====	
H. E. Albert (M)	0	0	0 /	0	0 /	0	0 /	0
J. B. Ashley	167	41	60 /	66	56 /	65	4 /	1
J. W. Campbell	101	14	83 /	4	75 /	4	8 /	0
C. M. Dixon	3,296	340	934 /	2,022	788 /	1,985	146 /	37
J. S. Gerrard	3,168	870	297 /	2,001	270 /	1,960	27 /	41
J. E. Horton	188	98	90 /	0	80 /	0	10 /	0
K. C. Langley	266	36	56 /	174	25 /	171	31 /	3
S. E. Latham	31	2	0 /	29	0 /	28	0 /	1
W. R. McAdams	1,651	5	7 /	1,639	7 /	1,639	0 /	0
J. M. McCoy	343	46	127 /	170	113 /	170	14 /	0
R. R. McCoy (M)	0	0	0 /	0	0 /	0	0 /	0
W. B. Ragsdale	496	38	12 /	446	9 /	443	3 /	3
J. W. Rogers	175	23	39 /	113	36 /	112	3 /	1
W. P. Steele	11	0	0 /	11	0 /	11	0 /	0
ANDERSON	9,893	1,513	1,705 /	6,675	1,459 /	6,588	246 /	87
J. E. Bennett	8	3	4 /	1	4 /	1	0 /	0
L. Folk	0	0	0 /	0	0 /	0	0 /	0
W. E. Gibson	1,253	145	143 /	965	121 /	955	22 /	10
BAMBERG	1,261	148	147 /	966	125 /	956	22 /	10
H. T. Flowers	358	62	28 /	268	22 /	259	6 /	9
A. W. Flynn	462	114	117 /	231	106 /	229	11 /	2
R. H. Martin	1,261	146	316 /	799	253 /	786	63 /	13
BARNWELL	2,081	322	461 /	1,298	381 /	1,274	80 /	24

MAGISTRATES CASELOAD DISPOSITION REPORT
 PERIOD COVERED: 1/1/86 -- 6/30/86

JUDGE/COURT NAME	TOTAL	TOTAL	TOTAL		TOTAL		TOTAL	
	DISPOSED	DISPOSED	DISPOSED		CONVICTIONS		NONCONVICTIONS	
=====	ALL TYPES	Civil	Crim	Traf	Crim	Traf	Crim	Traf
=====	=====	=====	=====	=====	=====	=====	=====	=====
E. Kline	245	33	30 /	182	19 /	167	11 /	15
J. McDomick, Jr.	365	146	104 /	115	91 /	109	13 /	6
C. P. Reynolds	1,687	21	56 /	1,610	33 /	1,476	23 /	134
D. S. Robinson	2,535	389	655 /	1,491	230 /	1,454	425 /	37
R. A. Simmons	3,440	449	539 /	2,452	305 /	2,294	234 /	158
BEAUFORT	8,272	1,038	1,384 /	5,850	678 /	5,500	706 /	350
W. S. Adams	870	51	88 /	731	88 /	711	0 /	20
R. L. Altman	172	0	65 /	107	25 /	87	40 /	20
R. B. Ballentine	249	101	43 /	105	30 /	98	13 /	7
H. M. Blanton	300	16	39 /	245	35 /	222	4 /	23
H. D. Elrod, Jr.	2,119	858	681 /	580	182 /	548	499 /	32
I. M. Grady, Jr.	3,128	312	763 /	2,053	662 /	1,946	101 /	107
T. F. Mitchum	17	5	10 /	2	10 /	2	0 /	0
J. F. Murray	60	19	27 /	14	15 /	13	12 /	1
M. P. Shuler	24	11	12 /	1	10 /	1	2 /	0
K. S. Smalls	41	34	5 /	2	5 /	2	0 /	0
H. E. Smith	33	0	1 /	32	0 /	25	1 /	7
S. C. Taylor	73	24	34 /	15	33 /	14	1 /	1
L. W. White	9	3	6 /	0	0 /	0	6 /	0
S. E. Wiggins	32	18	14 /	0	9 /	0	5 /	0
H. L. Wright	100	28	53 /	19	37 /	12	16 /	7
L. Zolnierowicz	359	282	77 /	0	62 /	0	15 /	0
BERKELEY	7,586	1,762	1,918 /	3,906	1,203 /	3,681	715 /	225
D. E. Carson	66	7	16 /	43	13 /	41	3 /	2
A. M. Geiger	230	15	34 /	181	4 /	178	30 /	3
R. H. Lake	1,555	122	193 /	1,240	173 /	1,203	20 /	37
T. M. Ulmer	24	4	2 /	18	2 /	18	0 /	0
CALHOUN	1,875	148	245 /	1,482	192 /	1,440	53 /	42

MAGISTRATES CASELOAD DISPOSITION REPORT
 PERIOD COVERED: 1/1/86 -- 6/30/86

JUDGE/COURT NAME	TOTAL DISPOSED ALL TYPES	TOTAL DISPOSED Civil	TOTAL DISPOSED Crim / Traf	TOTAL CONVICTIONS Crim / Traf	TOTAL NONCONVICTIONS Crim / Traf
A. E. Blidgen	50		27 / 23	27 / 18	0 / 5
M. Cannon	3,705	1,455	119 / 2,131	101 / 1,947	18 / 184
H. E. Clawson	3,050	3,050	0 / 0	0 / 0	0 / 0
D. W. Coker	6,854	1,354	538 / 4,962	463 / 4,271	75 / 691
J. M. Harper	2,873	470	411 / 1,992	351 / 1,796	60 / 196
L. Linen	761	105	121 / 535	97 / 450	24 / 85
E. McIntosh (M)	0	0	0 / 0	0 / 0	0 / 0
R. E. Miller	2,948	264	443 / 2,241	370 / 1,893	73 / 348
M. E. O'Dowd	5,069	1,903	961 / 2,205	821 / 1,677	140 / 528
A. B. O'Neill	1,394	1,392	2 / 0	1 / 0	1 / 0
D. Porcher	442	38	35 / 369	29 / 335	6 / 34
M. B. Rawl	195	33	32 / 130	14 / 108	18 / 22
M. V. Revelise	4,451	1,488	1,731 / 1,232	1,614 / 1,100	117 / 132
G. W. Tumbleston	1,561	79	122 / 1,360	99 / 1,213	23 / 147
CHARLESTON	33,353	11,631	4,542 / 17,180	3,987 / 14,808	555 / 2,372
J. A. Allison	2,526	86	336 / 2,104	269 / 2,085	67 / 19
J. T. Love	1,274	46	147 / 1,081	84 / 1,070	63 / 11
J. S. Patterson	2,523	464	446 / 1,613	422 / 1,603	24 / 10
CHEROKEE	6,323	596	929 / 4,798	775 / 4,758	154 / 40
C. C. Gore	1,114	187	319 / 608	280 / 584	39 / 24
J. T. Sealy	121	3	5 / 113	4 / 106	1 / 7
J. P. Snead (M)	0	0	0 / 0	0 / 0	0 / 0
J. H. Turner	2,360	45	166 / 2,149	158 / 2,134	8 / 15
CHESTER	3,595	235	490 / 2,870	442 / 2,824	48 / 46

MAGISTRATES CASELOAD DISPOSITION REPORT
 PERIOD COVERED: 1/1/86 -- 6/30/86

JUDGE/COURT NAME	TOTAL	TOTAL	TOTAL		TOTAL		TOTAL	
	DISPOSED	DISPOSED	DISPOSED		CONVICTIONS		NONCONVICTIONS	
	ALL TYPES	Civil	Crim	Traf	Crim	Traf	Crim	Traf
E. E. Burch	823	22	53 /	748	45 /	741	8 /	7
W. A. Clark	106	18	25 /	63	14 /	59	11 /	4
D. H. Freeman	599	156	83 /	360	71 /	349	12 /	11
E. F. Gullede	179	0	44 /	135	32 /	133	12 /	2
T. B. Ingram	699	237	111 /	351	107 /	348	4 /	3
R. R. Lee	255	4	3 /	248	2 /	241	1 /	7
G. McLain	229	8	45 /	176	39 /	166	6 /	10
C. H. Pate	512	30	14 /	468	13 /	460	1 /	8
J. T. Teal	142	5	29 /	108	21 /	107	8 /	1
J. H. Tilley	190	6	22 /	162	10 /	161	12 /	1
CHESTERFIELD	3,734	486	429 /	2,819	354 /	2,765	75 /	54
W. Bethune (M)	0	0	0 /	0	0 /	0	0 /	0
R. B. Clark	0	0	0 /	0	0 /	0	0 /	0
J. Dingle (M)	0	0	0 /	0	0 /	0	0 /	0
T. A. Gibbons	33	2	31 /	0	22 /	0	9 /	0
R. H. Lowder	101	29	72 /	0	50 /	0	22 /	0
A. G. Powell	570	276	294 /	0	190 /	0	104 /	0
Clarendon CTC	3,676	0	0 /	3,676	0 /	3,637	0 /	39
CLARENDON	4,380	307	397 /	3,676	262 /	3,637	135 /	39
W. O. Adams	1,871	244	670 /	957	189 /	915	481 /	42
W. H. Hodges	892	155	175 /	562	99 /	531	76 /	31
R. B. Wood	3,063	70	366 /	2,627	333 /	2,576	33 /	51
COLLETON	5,826	469	1,211 /	4,146	621 /	4,022	590 /	124

MAGISTRATES CASELOAD DISPOSITION REPORT
 PERIOD COVERED: 1/1/86 -- 6/30/86

JUDGE/COURT NAME	TOTAL	TOTAL	TOTAL		TOTAL		TOTAL	
	DISPOSED	DISPOSED	DISPOSED		CONVICTIONS		NONCONVICTIONS	
	ALL TYPES	Civil	Crim	Traf	Crim	Traf	Crim	Traf
W. L. Flowers	2,913	625	590 /	1,698	514 /	1,607	76 /	91
C. L. James	6	0	0 /	6	0 /	6	0 /	0
E. M. Lee	96	0	9 /	87	9 /	85	0 /	2
J. N. McDonald	2,066	552	583 /	931	534 /	895	49 /	36
P. Warr	563	11	27 /	525	27 /	511	0 /	14
DARLINGTON	5,644	1,188	1,209 /	3,247	1,084 /	3,104	125 /	143
C. F. Carmichael	1,986	36	37 /	1,913	29 /	1,872	8 /	41
F. L. Lee	652	0	0 /	652	0 /	648	0 /	4
O. K. McCutcheon	2,201	186	317 /	1,698	241 /	1,686	76 /	12
J. F. Rogers	63	0	42 /	21	38 /	21	4 /	0
DILLON	4,902	222	396 /	4,284	308 /	4,227	88 /	57
R. N. Knight	1,504	1,000	502 /	2	451 /	2	51 /	0
C. Pickney	52	30	22 /	0	19 /	0	3 /	0
C. W. Snipes	36	20	16 /	0	14 /	0	2 /	0
H. H. Walters	367	77	160 /	130	122 /	129	38 /	1
Dorchester CTC	4,641	0	1 /	4,640	1 /	4,397	0 /	243
DORCHESTER	6,600	1,127	701 /	4,772	607 /	4,528	94 /	244
A. H. Dunn	0	0	0 /	0	0 /	0	0 /	0
D. L. Pugh	0	0	0 /	0	0 /	0	0 /	0
N. J. Scavens	0	0	0 /	0	0 /	0	0 /	0
Edgefield CTC	2,231	277	184 /	1,770	172 /	1,758	12 /	12
EDGEFIELD	2,231	277	184 /	1,770	172 /	1,758	12 /	12

MAGISTRATES CASELOAD DISPOSITION REPORT
 PERIOD COVERED: 1/1/86 -- 6/30/86

JUDGE/COURT NAME	TOTAL	TOTAL	TOTAL		TOTAL		TOTAL	
	DISPOSED	DISPOSED	DISPOSED		CONVICTIONS		NONCONVICTIONS	
	ALL TYPES	Civil	Crim	Traf	Crim	Traf	Crim	Traf
J. J. Hood, Jr.	2,856	24	220 /	2,612	109 /	2,548	111 /	64
T. A. Jackson	327	4	71 /	252	58 /	251	13 /	1
M. C. Smith	316	174	53 /	89	26 /	89	27 /	0
D. J. Weed	726	0	151 /	575	131 /	559	20 /	16
J. H. Yarborough	37	0	36 /	1	20 /	1	16 /	0
FAIRFIELD	4,262	202	531 /	3,529	344 /	3,448	187 /	81
R. S. Altman	226	46	31 /	149	25 /	147	6 /	2
D. A. Brown	1,491	231	240 /	1,020	223 /	988	17 /	32
E. Cooper	165	0	7 /	158	5 /	157	2 /	1
U. Frierson (M)	0	0	0 /	0	0 /	0	0 /	0
R. W. Garrison	255	0	0 /	255	0 /	245	0 /	10
C. Kirby	319	20	50 /	249	45 /	247	5 /	2
W. E. McLeod	5,754	1,373	1,551 /	2,830	1,395 /	2,775	156 /	55
D. D. Moore	272	38	24 /	210	23 /	206	1 /	4
D. L. Pigate	775	44	26 /	705	9 /	697	17 /	8
B. L. Poston	63	1	11 /	51	9 /	51	2 /	0
C. H. Smith	6,050	897	1,131 /	4,022	625 /	3,989	506 /	33
FLORENCE	15,370	2,650	3,071 /	9,649	2,359 /	9,502	712 /	147
A. E. Barnhill	71	38	23 /	10	20 /	10	3 /	0
N. H. Brown	292	61	95 /	136	51 /	128	44 /	8
C. P. Lawrimore	3,912	425	642 /	2,845	584 /	2,797	58 /	48
R. Lee	210	21	102 /	87	90 /	84	12 /	3
L. B. Wilson	1,007	127	161 /	719	145 /	711	16 /	8
GEORGETOWN	5,492	672	1,023 /	3,797	890 /	3,730	133 /	67

MAGISTRATES CASELOAD DISPOSITION REPORT
 PERIOD COVERED: 1/1/86 -- 6/30/86

JUDGE/COURT NAME	TOTAL	TOTAL	TOTAL		TOTAL		TOTAL	
	DISPOSED	DISPOSED	DISPOSED		CONVICTIONS		NONCONVICTIONS	
=====	ALL TYPES	Civil	Crim	Traf	Crim	Traf	Crim	Traf
=====	=====	=====	=====	=====	=====	=====	=====	=====
M. Abercrombie	0	0	0 /	0	0 /	0	0 /	0
M. G. Bridwell	9	3	3 /	3	3 /	3	0 /	0
D. D. Cagle	5,791	1,114	752 /	3,925	656 /	3,863	96 /	62
T. Chambers (M)	0	0	0 /	0	0 /	0	0 /	0
B. J. Clinch (M)	0	0	0 /	0	0 /	0	0 /	0
H. H. Clyborne	363	47	103 /	213	69 /	201	34 /	12
J. W. Cobb	165	18	36 /	111	34 /	110	2 /	1
B. L. Griffin	6	1	5 /	0	5 /	0	0 /	0
H. L. Grimsley	2,041	451	343 /	1,247	324 /	1,212	19 /	35
H. J. Haynsworth	3,406	1,535	957 /	914	753 /	877	204 /	37
S. H. Howard	1,699	571	676 /	452	654 /	445	22 /	7
H. V. Lollis	3,566	1,945	181 /	1,440	164 /	1,420	17 /	20
H. J. Martin	3,537	678	957 /	1,902	875 /	1,867	82 /	35
L. O. McNeil (M)	0	0	0 /	0	0 /	0	0 /	0
H. R. Page	1,034	174	340 /	520	316 /	514	24 /	6
J. W. Pittman	0	0	0 /	0	0 /	0	0 /	0
J. H. Stansey	26	3	23 /	0	19 /	0	4 /	0
P. M. Vernon	55	0	55 /	0	48 /	0	7 /	0
W. A. Vinson (M)	18	0	18 /	0	0 /	0	18 /	0
R. C. Werner	1,049	146	172 /	731	170 /	713	2 /	18
J. Wilson (M)	0	0	0 /	0	0 /	0	0 /	0
GREENVILLE	22,765	6,686	4,621 /	11,458	4,090 /	11,225	531 /	233

MAGISTRATES CASELOAD DISPOSITION REPORT
 PERIOD COVERED: 1/1/86 -- 6/30/86

JUDGE/COURT NAME	TOTAL	TOTAL	TOTAL		TOTAL		TOTAL	
	DISPOSED	DISPOSED	DISPOSED		CONVICTIONS		NONCONVICTIONS	
	ALL TYPES	Civil	Crim	Traf	Crim	Traf	Crim	Traf
J. C. Cantrell	0	0	0 /	0	0 /	0	0 /	0
C. E. Henderson	7,009	929	975 /	5,105	722 /	4,998	253 /	107
T. H. Metts	0	0	0 /	0	0 /	0	0 /	0
G. Galphin, Jr.	0	0	0 /	0	0 /	0	0 /	0
Greenwood CTC	0	0	0 /	0	0 /	0	0 /	0
GREENWOOD	7,009	929	975 /	5,105	722 /	4,998	253 /	107
M. F. Henderson	990	107	258 /	625	224 /	620	34 /	5
A. G. Solomons	566	25	41 /	500	35 /	484	6 /	16
HAMPTON	1,556	132	299 /	1,125	259 /	1,104	40 /	21
O. I. Blanton	5,725	702	1,844 /	3,179	1,797 /	3,074	47 /	105
B. P. Harrelson	539	57	101 /	381	100 /	373	1 /	8
J. C. Hooks	295	15	21 /	259	20 /	257	1 /	2
C. Johnson (M)	0	0	0 /	0	0 /	0	0 /	0
J. A. Lee	0	0	0 /	0	0 /	0	0 /	0
H. McDowell	1,482	194	229 /	1,059	213 /	1,034	16 /	25
J. M. Nance	1,629	197	378 /	1,054	308 /	1,011	70 /	43
D. E. Phipps	0	0	0 /	0	0 /	0	0 /	0
N. I. Shelley	4,068	664	886 /	2,518	852 /	2,432	34 /	86
K. O. Ward	1,083	151	238 /	694	220 /	675	18 /	19
G. T. Whitley	1,167	270	243 /	654	236 /	576	7 /	78
HORRY	15,988	2,250	3,940 /	9,798	3,746 /	9,432	194 /	366
J. Garvin	26	1	25 /	0	25 /	0	0 /	0
R. E. Grayson	694	86	608 /	0	599 /	0	9 /	0
B. O. Smith	10	1	9 /	0	7 /	0	2 /	0
M. E. Vaigneur	3,161	67	83 /	3,011	80 /	2,900	3 /	111
Jasper CTC	8	0	8 /	0	0 /	0	8 /	0
JASPER	3,899	155	733 /	3,011	711 /	2,900	22 /	111

MAGISTRATES CASELOAD DISPOSITION REPORT
 PERIOD COVERED: 1/1/86 -- 6/30/86

JUDGE/COURT NAME	TOTAL	TOTAL	TOTAL		TOTAL		TOTAL	
	DISPOSED ALL TYPES	DISPOSED Civil	DISPOSED Crim / Traf		CONVICTIONS Crim / Traf		NONCONVICTIONS Crim / Traf	
T. E. Davis	300	28	37 /	235	26 /	232	11 /	3
R. E. Hartis	3,119	360	666 /	2,093	583 /	2,072	83 /	21
R. Osborne (M)	0	0	0 /	0	0 /	0	0 /	0
J. L. Peake	940	36	223 /	681	151 /	645	72 /	36
A. L. Sowell	82	4	63 /	15	46 /	15	17 /	0
KERSHAW	4,441	428	989 /	3,024	806 /	2,964	183 /	60
J. W. Broughton	29	0	28 /	1	27 /	1	1 /	0
F. Cauthen	98	6	8 /	84	8 /	84	0 /	0
R. M. Crenshaw	426	1	3 /	422	3 /	418	0 /	4
L. R. Deese	1,974	592	400 /	982	334 /	960	66 /	22
T. J. Gardner	1,481	325	556 /	600	503 /	589	53 /	11
J. L. Hudson	162	6	35 /	121	33 /	119	2 /	2
J. O. McCorkle	540	0	29 /	511	26 /	501	3 /	10
D. G. Williams	94	40	15 /	39	11 /	38	4 /	1
LANCASTER	4,804	970	1,074 /	2,760	945 /	2,710	129 /	50
L. C. Baughn	8	3	5 /	0	2 /	0	3 /	0
J. R. Braswell	1,124	75	104 /	945	69 /	942	35 /	3
J. M. Copeland	1,612	11	20 /	1,581	20 /	1,580	0 /	1
J. A. Davis	250	84	134 /	32	112 /	28	22 /	4
B. Satterfield	1,754	n/a	119 /	1,635	78 /	1,631	41 /	4
G. L. Tucker	133	27	20 /	86	16 /	85	4 /	1
LAURENS	4,881	200	402 /	4,279	297 /	4,266	105 /	13

MAGISTRATES CASELOAD DISPOSITION REPORT
 PERIOD COVERED: 1/1/86 -- 6/30/86

JUDGE/COURT NAME	TOTAL	TOTAL	TOTAL		TOTAL		TOTAL	
	DISPOSED	DISPOSED	DISPOSED	Crim	Traf	CONVICTIONS	Crim	Traf
	ALL TYPES	Civil						
A. Bradley	0	0	0 /	0	0 /	0	0 /	0
W. W. Brown	0	0	0 /	0	0 /	0	0 /	0
A. P. Chandler	4	0	4 /	0	4 /	0	0 /	0
R. W. Hancock	0	0	0 /	0	0 /	0	0 /	0
D. R. Polson	0	0	0 /	0	0 /	0	0 /	0
J. T. Thomas	19	6	12 /	1	4 /	1	8 /	0
D. A. White	736	101	178 /	457	119 /	454	59 /	3
A. W. Woodham	0	0	0 /	0	0 /	0	0 /	0
Lee CTC	2,712	0	0 /	2,712	0 /	2,684	0 /	28
LEE	3,471	107	194 /	3,170	127 /	3,139	67 /	31
P. White (M)	0	0	0 /	0	0 /	0	0 /	0
J. W. Douglas	1,024	292	585 /	147	287 /	137	298 /	10
G. W. Jefferson	1,254	342	860 /	52	178 /	43	682 /	9
C. E. Jones (M)	0	0	0 /	0	0 /	0	0 /	0
B. Rutland	2,554	982	1,529 /	43	405 /	31	1,124 /	12
L. Stabler	430	241	161 /	28	39 /	20	122 /	8
J. D. Ward	433	177	236 /	20	68 /	19	168 /	1
Lexington CTC	9,835	0	0 /	9,835	0 /	9,493	0 /	342
LEXINGTON	15,530	2,034	3,371 /	10,125	977 /	9,743	2,394 /	382
G. Carmichael (M)	0	0	0 /	0	0 /	0	0 /	0
L. Cox	42	3	4 /	35	4 /	35	0 /	0
J. E. Goodyear	76	3	42 /	31	39 /	31	3 /	0
W. L. Hubbard	1,643	406	290 /	947	256 /	925	34 /	22
D. R. Rogers	745	130	259 /	356	257 /	344	2 /	12
H. E. Turbeville	1,651	14	73 /	1,564	58 /	1,535	15 /	29
MARION	4,157	556	668 /	2,933	614 /	2,870	54 /	63

MAGISTRATES CASELOAD DISPOSITION REPORT
 PERIOD COVERED: 1/1/86 -- 6/30/86

JUDGE/COURT NAME =====	TOTAL DISPOSED ALL TYPES =====	TOTAL DISPOSED Civil =====	TOTAL DISPOSED Crim / Traf =====		TOTAL CONVICTIONS Crim / Traf =====		TOTAL NONCONVICTIONS Crim / Traf =====	
L. R. Carabo	1		1 /	0	1 /	0	0 /	0
C. Gray	3,336	528	422 /	2,386	386 /	2,359	36 /	27
J. E. Jones	104	51	22 /	31	19 /	28	3 /	3
D. W. Powers	153	5	32 /	116	14 /	113	18 /	3
MARLBORO	3,594	584	477 /	2,533	420 /	2,500	57 /	33
C. W. Bussey	0	0	0 /	0	0 /	0	0 /	0
D. J. Morrah	3	0	1 /	2	1 /	2	0 /	0
G. W. Ramsey	0	0	0 /	0	0 /	0	0 /	0
J. O. Trantham	1,205	69	155 /	981	138 /	937	17 /	44
McCORMICK	1,208	69	156 /	983	139 /	939	17 /	44
W. O. Chasteen	177	8	20 /	149	14 /	149	6 /	0
D. W. Gilliam	183	39	18 /	126	13 /	123	5 /	3
A. L. Jayroe	183	9	7 /	167	5 /	165	2 /	2
B. S. Koon	1,488	41	184 /	1,263	151 /	1,219	33 /	44
H. J. Smith	172	2	23 /	147	23 /	147	0 /	0
J. O. Zobel	2,723	391	224 /	2,108	131 /	2,101	93 /	7
NEWBERRY	4,926	490	476 /	3,960	337 /	3,904	139 /	56
B. W. Gerrard	1,033	348	685 /	0	611 /	0	74 /	0
B. G. Derrick	2,636	207	324 /	2,105	200 /	2,040	124 /	65
B. L. T. Wyatt	0	0	0 /	0	0 /	0	0 /	0
OCONEE	3,669	555	1,009 /	2,105	811 /	2,040	198 /	65

MAGISTRATES CASELOAD DISPOSITION REPORT
 PERIOD COVERED: 1/1/86 -- 6/30/86

JUDGE/COURT NAME	TOTAL	TOTAL	TOTAL		TOTAL		TOTAL	
	DISPOSED	DISPOSED	DISPOSED	Crim / Traf	CONVICTIONS	Crim / Traf	NONCONVICTIONS	Crim / Traf
	ALL TYPES	Civil						
	=====	=====	=====	=====	=====	=====	=====	=====
H. M. Chaplin	22	0	21 /	1	11 /	1	10 /	0
F. E. Covington	32	22	9 /	1	2 /	1	7 /	0
R. L. Fogle	1,928	793	1,135 /	0	498 /	0	637 /	0
J. Gillins	9	0	9 /	0	8 /	0	1 /	0
A. T. Holmes	66	47	19 /	0	4 /	0	15 /	0
F. M. Riley, Jr.	8	0	8 /	0	7 /	0	1 /	0
B. F. Spells	102	93	9 /	0	9 /	0	0 /	0
G. A. Thompson	7	3	4 /	0	2 /	0	2 /	0
J. K. Ulmer, III	298	107	191 /	0	103 /	0	88 /	0
D. R. West	40	32	8 /	0	4 /	0	4 /	0
Orangeburg CTC	6,529	0	0 /	6,529	0 /	6,465	0 /	64
ORANGEBURG	9,041	1,097	1,413 /	6,531	648 /	6,467	765 /	64
R. A. Crowe	376	262	111 /	3	83 /	2	28 /	1
D. E. Finley	569	48	521 /	0	505 /	0	16 /	0
W. L. Fortner	466	211	255 /	0	250 /	0	5 /	0
B. Gravely (M)	0	0	0 /	0	0 /	0	0 /	0
J. B. Robinson	366	108	255 /	3	15 /	0	240 /	3
Pickens CTC	2,309	0	160 /	2,149	158 /	2,090	2 /	59
PICKENS	4,086	629	1,302 /	2,155	1,011 /	2,092	291 /	63

MAGISTRATES CASELOAD DISPOSITION REPORT
 PERIOD COVERED: 1/1/86 -- 6/30/86

JUDGE/COURT NAME	TOTAL DISPOSED ALL TYPES	TOTAL DISPOSED Civil	TOTAL DISPOSED		TOTAL CONVICTIONS		TOTAL NONCONVICTIONS	
			Crim	Traf	Crim	Traf	Crim	Traf
G. Davis	205	123	82 /	0	51 /	0	31 /	0
M. R. Davis	1,234	628	606 /	0	470 /	0	136 /	0
C. R. Delk	591	552	39 /	0	12 /	0	27 /	0
H. C. Hill	586	97	489 /	0	438 /	0	51 /	0
D. D. Jennings	201	150	51 /	0	31 /	0	20 /	0
W. Jones	2,397	1,358	1,039 /	0	728 /	0	311 /	0
M. Maurer	715	112	603 /	0	493 /	0	110 /	0
S. Peay	1,303	949	354 /	0	246 /	0	108 /	0
H. J. Sims	9	4	5 /	0	4 /	0	1 /	0
W. T. Smith, Jr.	786	246	540 /	0	405 /	0	135 /	0
J. K. Toal	1,270	518	752 /	0	642 /	0	110 /	0
H. M. Tokunaga	1,053	643	410 /	0	327 /	0	83 /	0
W. H. Womble	3,371	2,113	1,258 /	0	943 /	0	315 /	0
Richland CTC	15,129	0	0 /	15,129	0 /	14,579	0 /	550
RICHLAND	28,850	7,493	6,228 /	15,129	4,790 /	14,579	1,438 /	550
M. Corley	0	0	0 /	0	0 /	0	0 /	0
M. L. Davenport	1,332	77	148 /	1,107	76 /	1,090	72 /	17
SALUDA	1,332	77	148 /	1,107	76 /	1,090	72 /	17

MAGISTRATES CASELOAD DISPOSITION REPORT
 PERIOD COVERED: 1/1/86 -- 6/30/86

JUDGE/COURT NAME	TOTAL	TOTAL	TOTAL		TOTAL		TOTAL	
	DISPOSED ALL TYPES	DISPOSED Civil	DISPOSED Crim / Traf	DISPOSED Crim / Traf	CONVICTIONS Crim / Traf	CONVICTIONS Crim / Traf	NONCONVICTIONS Crim / Traf	NONCONVICTIONS Crim / Traf
G. V. Anderson	0	0	0 /	0	0 /	0	0 /	0
H. Brown	1,178	249	120 /	809	79 /	737	41 /	72
J. D. Bruce	1,522	31	85 /	1,406	83 /	1,388	2 /	18
R. P. Cox	554	57	193 /	304	147 /	283	46 /	21
O. M. Edwards	891	33	420 /	438	352 /	427	68 /	11
G. Floyd	1,134	3	14 /	1,117	14 /	1,102	0 /	15
J. W. Fortune	634	188	371 /	75	202 /	74	169 /	1
W. A. Hughes	0	0	0 /	0	0 /	0	0 /	0
R. C. Lathan	163	0	39 /	124	23 /	121	16 /	3
E. H. Overcash	0	0	0 /	0	0 /	0	0 /	0
J. B. Paslay	0	0	0 /	0	0 /	0	0 /	0
H. M. Pearson	557	12	56 /	489	40 /	484	16 /	5
B. M. Ross, Jr.	126	25	95 /	6	55 /	5	40 /	1
L. E. Smith	216	55	122 /	39	72 /	35	50 /	4
J. H. Stoner	73	0	71 /	2	9 /	2	62 /	0
L. Tipton	2,488	70	126 /	2,292	103 /	2,231	23 /	61
Q. M. Wood	943	3	110 /	830	102 /	816	8 /	14
Central Court	7,966	2,638	2,899 /	2,429	2,351 /	2,356	548 /	73
SPARTANBURG	18,445	3,364	4,721 /	10,360	3,632 /	10,061	1,089 /	299
G. C. Aycok	113	0	75 /	38	65 /	38	10 /	0
M. K. Herbert	11,195	964	1,677 /	8,554	1,352 /	8,393	325 /	161
J. W. Hudson	99	5	56 /	38	43 /	36	13 /	2
W. Jefferson	62	0	0 /	62	0 /	60	0 /	2
W. M. LeNoir	1,084	113	160 /	811	83 /	780	77 /	31
W. E. Sanders	255	6	70 /	179	65 /	174	5 /	5
SUMTER	12,808	1,088	2,038 /	9,682	1,608 /	9,481	430 /	201

MAGISTRATES CASELOAD DISPOSITION REPORT
 PERIOD COVERED: 1/1/86 -- 6/30/86

JUDGE/COURT NAME	TOTAL	TOTAL	TOTAL		TOTAL		TOTAL	
	DISPOSED	DISPOSED	DISPOSED		CONVICTIONS		NONCONVICTIONS	
=====	ALL TYPES	Civil	Crim	Traf	Crim	Traf	Crim	Traf
=====	=====	=====	=====	=====	=====	=====	=====	=====
C. L. Holcombe	0	0	0 /	0	0 /	0	0 /	0
E. H. Hyder	1,920	454	305 /	1,161	277 /	1,127	28 /	34
T. H. Kelly	15	0	15 /	0	9 /	0	6 /	0
C. Smith	107	6	101 /	0	85 /	0	16 /	0
V. M. Stevens	0	0	0 /	0	0 /	0	0 /	0
S. O. Vanderford	31	0	31 /	0	22 /	0	9 /	0
J. B. Webber	10	0	10 /	0	9 /	0	1 /	0
UNION	2,083	460	462 /	1,161	402 /	1,127	60 /	34
L. Burgess, Sr.	0	0	0 /	0	0 /	0	0 /	0
R. D. Cantley	3,175	471	616 /	2,088	565 /	2,018	51 /	70
B. O. Harvin	0	0	0 /	0	0 /	0	0 /	0
C. R. Lambert	329	6	13 /	310	11 /	302	2 /	8
L. W. McElveen	0	0	0 /	0	0 /	0	0 /	0
J. M. Mishoe	3	0	3 /	0	2 /	0	1 /	0
C. D. Morris	5	3	2 /	0	2 /	0	0 /	0
J. M. Willocks	177	32	63 /	82	53 /	81	10 /	1
E. A. Woods	0	0	0 /	0	0 /	0	0 /	0
WILLIAMSBURG	3,689	512	697 /	2,480	633 /	2,401	64 /	79
W. R. Bradford	2,949	213	134 /	2,602	121 /	2,580	13 /	22
H. F. Comer	135	10	24 /	101	17 /	100	7 /	1
M. G. Farris	732	101	126 /	505	115 /	494	11 /	11
C. A. Johnson	6,238	2,529	799 /	2,910	540 /	2,868	259 /	42
D. Rawlinson (M)	0	0	0 /	0	0 /	0	0 /	0
M. M. Smith	955	204	244 /	507	227 /	479	17 /	28
YORK	11,009	3,057	1,327 /	6,625	1,020 /	6,521	307 /	104

MAGISTRATES CRIMINAL AND TRAFFIC DISPOSITION BY TYPE REPORT

PERIOD COVERED: 1/1/86 -- 6/30/86

COUNTY	TOTAL DISPOSED		Forfeitures		Bench Trial Convictions		Jury Trial Convictions		Jury/Bench Trial Nonconvictions		Dismissals		Transferred to Other Judges	
	Crim	Traf	Crim	Traf	Crim	Traf	Crim	Traf	Crim	Traf	Crim	Traf	Crim	Traf
ABBEVILLE	103	/ 1,660	64	/ 1,474	17	/ 162	0	/ 1	13	/ 8	0	/ 1	9	/ 14
AIKEN	1,834	/ 8,694	264	/ 4,802	1,282	/ 3,707	0	/ 6	147	/ 100	3	/ 2	138	/ 77
ALLENDALE	328	/ 1,077	52	/ 423	213	/ 633	0	/ 1	42	/ 16	21	/ 4	0	/ 0
ANDERSON	1,705	/ 6,675	618	/ 4,719	840	/ 1,867	1	/ 2	58	/ 82	15	/ 1	173	/ 4
BAMBERG	147	/ 966	55	/ 691	70	/ 265	0	/ 0	2	/ 9	7	/ 0	13	/ 1
BARNWELL	461	/ 1,298	125	/ 1,017	256	/ 257	0	/ 0	22	/ 12	1	/ 1	57	/ 11
BEAUFORT	1,384	/ 5,850	281	/ 3,717	392	/ 1,764	5	/ 19	95	/ 325	20	/ 12	591	/ 13
BERKELEY	1,918	/ 3,906	577	/ 1,847	623	/ 1,827	3	/ 7	86	/ 208	46	/ 1	583	/ 16
CALHOUN	245	/ 1,482	86	/ 873	106	/ 565	0	/ 2	10	/ 4	13	/ 27	30	/ 11
CHARLESTON	4,542	/ 17,180	534	/ 6,677	3,451	/ 8,115	2	/ 16	200	/ 2,343	22	/ 5	333	/ 24
CHEROKEE	929	/ 4,798	304	/ 3,415	471	/ 1,336	0	/ 7	14	/ 37	82	/ 0	58	/ 3
CHESTER	490	/ 2,870	208	/ 2,423	234	/ 398	0	/ 3	41	/ 43	0	/ 0	7	/ 3
CHESTERFIELD	429	/ 2,819	125	/ 1,568	226	/ 1,194	3	/ 3	36	/ 44	20	/ 2	19	/ 8
CLARENDON	397	/ 3,676	96	/ 2,555	166	/ 1,075	0	/ 7	51	/ 38	1	/ 1	83	/ 0
COLLETON	1,211	/ 4,146	375	/ 3,250	242	/ 766	4	/ 6	118	/ 99	3	/ 17	469	/ 8
DARLINGTON	1,209	/ 3,247	546	/ 1,756	538	/ 1,344	0	/ 4	83	/ 141	3	/ 1	39	/ 1
DILLON	396	/ 4,284	155	/ 3,350	152	/ 877	1	/ 0	22	/ 37	4	/ 18	62	/ 2
DORCHESTER	701	/ 4,772	314	/ 2,474	292	/ 2,048	1	/ 6	45	/ 197	43	/ 20	6	/ 27
EDGEFIELD	184	/ 1,770	74	/ 1,134	98	/ 620	0	/ 4	4	/ 11	8	/ 0	0	/ 1
FAIRFIELD	531	/ 3,529	182	/ 2,149	161	/ 1,292	1	/ 7	47	/ 79	7	/ 1	133	/ 1
FLORENCE	3,071	/ 9,649	1,567	/ 5,921	791	/ 3,556	1	/ 25	29	/ 128	14	/ 1	669	/ 18
GEORGETOWN	1,023	/ 3,797	266	/ 2,366	609	/ 1,350	15	/ 14	61	/ 61	9	/ 3	63	/ 3
GREENVILLE	4,621	/ 11,458	616	/ 5,677	3,468	/ 5,521	6	/ 27	102	/ 198	76	/ 12	353	/ 23
GREENWOOD	975	/ 5,105	177	/ 2,578	545	/ 2,415	0	/ 5	4	/ 54	42	/ 3	207	/ 50

MAGISTRATES CRIMINAL AND TRAFFIC DISPOSITION BY TYPE REPORT
 PERIOD COVERED: 1/1/86 -- 6/30/86

COUNTY	TOTAL DISPOSED		Forfeitures		Bench Trial Convictions		Jury Trial Convictions		Jury/Bench Trial Nonconvictions		Dismissals		Transferred to Other Judges	
	Crim	Traf	Crim	Traf	Crim	Traf	Crim	Traf	Crim	Traf	Crim	Traf	Crim	Traf
HAMPTON	299	1,125	41	849	218	254	0	1	27	20	13	0	0	1
HORRY	3,940	9,798	891	5,499	2,850	3,890	5	43	115	303	25	1	54	62
JASPER	733	3,011	545	1,922	165	977	1	1	12	93	0	3	10	15
KERSHAW	989	3,024	321	2,345	485	615	0	4	57	34	56	0	70	26
LANCASTER	1,074	2,760	357	1,131	583	1,571	5	8	90	45	28	2	11	3
LAURENS	402	4,279	118	2,016	179	2,246	0	4	9	10	5	0	91	3
LEE	194	3,170	55	1,810	72	1,324	0	5	29	27	0	0	38	4
LEXINGTON	3,371	10,125	141	4,544	833	5,189	3	10	1,270	231	552	5	572	146
MARION	668	2,933	130	1,571	481	1,293	3	6	16	60	24	0	14	3
MARLBORO	477	2,533	135	1,973	284	517	1	10	29	32	9	0	19	1
MCCORMICK	156	983	97	497	42	439	0	3	10	17	6	2	1	25
NEWBERRY	476	3,960	224	2,947	113	957	0	0	16	16	108	0	15	40
OCONEE	1,009	2,105	241	2,018	570	22	0	0	44	24	6	0	148	41
ORANGEBURG	1,413	6,531	49	3,816	598	2,643	1	8	92	52	37	0	636	12
PICKENS	1,302	2,155	841	1,401	170	690	0	1	27	29	8	2	256	32
RICHLAND	6,228	15,129	410	8,608	4,371	5,951	9	20	174	132	153	408	1,111	10
SALUDA	148	1,107	29	527	47	562	0	1	72	16	0	0	0	1
SPARTANBURG	4,721	10,360	770	7,081	2,862	2,956	0	24	378	231	131	0	580	68
SUMTER	2,038	9,682	166	5,133	1,440	4,341	2	7	77	191	71	5	282	5
UNION	462	1,161	136	457	261	666	5	4	17	34	7	0	36	0
WILLIAMSBURG	697	2,480	555	1,625	77	771	1	5	46	21	1	0	17	58
YORK	1,327	6,625	391	3,967	627	2,528	2	26	59	87	22	4	226	13
STATEWIDE	60,958	219,744	14,304	128,593	32,571	83,356	81	363	3,998	5,979	1,722	565	8,282	888

MAGISTRATES CRIMINAL AND TRAFFIC DISPOSITION BY TYPE REPORT
 PERIOD COVERED: 1/1/86 -- 6/30/86

JUDGE/COURT NAME	TOTAL DISPOSED		Forfeitures		Bench Trial Convictions		Jury Trial Convictions		Jury/Bench Trial Nonconvictions		Dismissals		Transferred to Other Judges	
	Crim	Traf	Crim	Traf	Crim	Traf	Crim	Traf	Crim	Traf	Crim	Traf	Crim	Traf
H. C. Dixon	19	0	14	0	1	0	0	0	3	0	0	0	1	0
L. L. Latham	0	0	0	0	0	0	0	0	0	0	0	0	0	0
E. A. Manos	84	212	50	212	16	0	0	0	10	0	0	0	8	0
H. McElrath (M)	0	0	0	0	0	0	0	0	0	0	0	0	0	0
Abbeville CTC	0	1,448	0	1,262	0	162	0	1	0	8	0	1	0	14
ABBEVILLE	103	1,660	64	1,474	17	162	0	1	13	8	0	1	9	14
R. Barber	409	1,488	71	833	279	627	0	1	54	27	0	0	5	0
R. C. Baynham	221	1,407	1	633	147	753	0	2	6	8	0	2	67	9
W. B. Cassels	19	5	2	0	12	5	0	0	0	0	0	0	5	0
O. T. Corbett	78	104	14	46	48	53	0	0	9	5	2	0	5	0
M. A. Meek, Sr.	832	3,495	142	1,930	582	1,453	0	3	63	45	0	0	45	64
R. Millwood (M)	0	0	0	0	0	0	0	0	0	0	0	0	0	0
E. W. Padgett	5	459	4	446	0	9	0	0	1	2	0	0	0	2
M. E. Sawyer	236	1,726	27	908	188	803	0	0	11	13	0	0	10	2
C. H. Shaw	34	10	3	6	26	4	0	0	3	0	1	0	1	0
AIKEN	1,834	8,694	264	4,802	1,282	3,707	0	6	147	100	3	2	138	77
J. P. Dedmon	278	817	22	214	198	583	0	1	37	15	21	4	0	0
R. E. Ferguson	50	259	30	208	15	50	0	0	5	1	0	0	0	0
W. C. Smith	0	1	0	1	0	0	0	0	0	0	0	0	0	0
ALLENDALE	328	1,077	52	423	213	633	0	1	42	16	21	4	0	0

MAGISTRATES CRIMINAL AND TRAFFIC DISPOSITION BY TYPE REPORT
 PERIOD COVERED: 1/1/86 -- 6/30/86

JUDGE/COURT NAME	TOTAL DISPOSED		Forfeitures		Bench Trial Convictions		Jury Trial Convictions		Jury/Bench Trial Nonconvictions		Dismissals		Transferred to Other Judges	
	Crim	Traf	Crim	Traf	Crim	Traf	Crim	Traf	Crim	Traf	Crim	Traf	Crim	Traf
H. E. Albert (M)	0	0	0	0	0	0	0	0	0	0	0	0	0	0
J. B. Ashley	60	66	27	37	29	28	0	0	0	1	0	0	4	0
J. W. Campbell	83	4	11	0	64	4	0	0	4	0	1	0	3	0
C. M. Dixon	934	2,022	444	1,231	343	754	1	0	37	34	1	1	108	2
J. S. Gerrard	297	2,001	46	1,264	224	694	0	2	5	39	0	0	22	2
J. E. Horton	90	0	3	0	77	0	0	0	9	0	1	0	0	0
K. C. Langley	56	174	17	146	8	25	0	0	0	3	10	0	21	0
S. E. Latham	0	29	0	18	0	10	0	0	0	1	0	0	0	0
W. R. McAdams	7	1,639	2	1,520	5	119	0	0	0	0	0	0	0	0
J. M. McCoy	127	170	40	116	73	54	0	0	3	0	0	0	11	0
R. R. McCoy (M)	0	0	0	0	0	0	0	0	0	0	0	0	0	0
W. B. Ragsdale	12	446	4	319	5	124	0	0	0	3	2	0	1	0
J. W. Rogers	39	113	24	62	12	50	0	0	0	1	0	0	3	0
W. P. Steele	0	11	0	6	0	5	0	0	0	0	0	0	0	0
ANDERSON	1,705	6,675	618	4,719	840	1,867	1	2	58	82	15	1	173	4
J. E. Bennett	4	1	4	1	0	0	0	0	0	0	0	0	0	0
L. Folk	0	0	0	0	0	0	0	0	0	0	0	0	0	0
W. E. Gibson	143	965	51	690	70	265	0	0	2	9	7	0	13	1
BAMBERG	147	966	55	691	70	265	0	0	2	9	7	0	13	1
H. T. Flowers	28	268	15	230	7	29	0	0	5	2	0	1	1	6
A. W. Flynn	117	231	66	185	40	44	0	0	3	1	0	0	8	1
R. H. Martin	316	799	44	602	209	184	0	0	14	9	1	0	48	4
BARNWELL	461	1,298	125	1,017	256	257	0	0	22	12	1	1	57	11

MAGISTRATES CRIMINAL AND TRAFFIC DISPOSITION BY TYPE REPORT
 PERIOD COVERED: 1/1/86 -- 6/30/86

JUDGE/COURT NAME	TOTAL DISPOSED		Forfeitures		Bench Trial Convictions		Jury Trial Convictions		Jury/Bench Trial Nonconvictions		Dismissals		Transferred to Other Judges	
	Crim	Traf	Crim	Traf	Crim	Traf	Crim	Traf	Crim	Traf	Crim	Traf	Crim	Traf
E. Kline	30	182	19	137	0	30	0	0	11	15	0	0	0	0
J. McDonick, Jr.	104	115	38	63	53	45	0	1	13	6	0	0	0	0
C. P. Reynolds	56	1,610	23	1,158	10	309	0	9	16	133	0	0	7	1
D. S. Robinson	655	1,491	38	832	189	621	3	1	12	35	10	0	403	2
R. A. Simmons	539	2,452	163	1,527	140	759	2	8	43	136	10	12	181	10
BEAUFORT	1,384	5,850	281	3,717	392	1,764	5	19	95	325	20	12	591	13
W. S. Adams	88	731	8	148	80	560	0	3	0	20	0	0	0	0
R. L. Altman	65	107	18	69	7	18	0	0	9	12	0	0	31	8
R. B. Ballentine	43	105	4	19	26	79	0	0	0	7	13	0	0	0
H. M. Blanton	39	245	6	57	29	165	0	0	2	23	2	0	0	0
H. D. Elrod, Jr.	681	580	31	312	151	235	0	1	18	29	1	0	480	3
I. M. Grady, Jr.	763	2,053	395	1,199	267	744	0	3	43	103	1	0	57	4
T. F. Mitchum	10	2	5	0	5	2	0	0	0	0	0	0	0	0
J. F. Murray	27	14	12	4	3	9	0	0	0	1	5	0	7	0
M. P. Shuler	12	1	8	1	2	0	0	0	2	0	0	0	0	0
K. S. Smalls	5	2	1	2	1	0	3	0	0	0	0	0	0	0
H. E. Smith	1	32	0	18	0	7	0	0	0	7	0	0	1	0
S. C. Taylor	34	15	33	9	0	5	0	0	0	1	0	0	1	0
L. W. White	6	0	0	0	0	0	0	0	0	0	0	0	6	0
S. E. Wiggins	14	0	1	0	8	0	0	0	3	0	2	0	0	0
H. L. Wright	53	19	31	9	6	3	0	0	1	5	15	1	0	1
L. Zolnierowicz	77	0	24	0	38	0	0	0	8	0	7	0	0	0
BERKELEY	1,918	3,906	577	1,847	623	1,827	3	7	86	208	46	1	583	16
D. E. Carson	16	43	0	24	13	17	0	0	2	1	0	1	1	0
A. M. Geiger	34	181	0	43	4	135	0	0	1	0	0	3	29	0
R. H. Lake	193	1,240	86	790	87	411	0	2	7	3	13	23	0	11
T. M. Ulmer	2	18	0	16	2	2	0	0	0	0	0	0	0	0
CALHOUN	245	1,482	86	873	106	565	0	2	10	4	13	27	30	11

MAGISTRATES CRIMINAL AND TRAFFIC DISPOSITION BY TYPE REPORT
 PERIOD COVERED: 1/1/86 -- 6/30/86

JUDGE/COURT NAME	TOTAL DISPOSED		Forfeitures		Bench Trial Convictions		Jury Trial Convictions		Jury/Bench Trial Nonconvictions		Dismissals		Transferred to Other Judges	
	Crim /	Traf	Crim /	Traf	Crim /	Traf	Crim /	Traf	Crim /	Traf	Crim /	Traf	Crim /	Traf
A. E. Blidgen	27 /	23	23 /	12	4 /	6	0 /	0	0 /	5	0 /	0	0 /	0
M. Cannon	119 /	2,131	23 /	854	78 /	1,093	0 /	0	15 /	183	3 /	0	0 /	1
H. E. Clawson	0 /	0	0 /	0	0 /	0	0 /	0	0 /	0	0 /	0	0 /	0
D. W. Coker	538 /	4,962	293 /	2,671	170 /	1,598	0 /	2	69 /	680	0 /	2	6 /	9
J. M. Harper	411 /	1,992	66 /	686	285 /	1,102	0 /	8	13 /	196	10 /	0	37 /	0
L. Linen	121 /	535	7 /	135	89 /	315	1 /	0	9 /	84	1 /	1	14 /	0
E. McIntosh (M)	0 /	0	0 /	0	0 /	0	0 /	0	0 /	0	0 /	0	0 /	0
R. E. Miller	443 /	2,241	42 /	727	328 /	1,164	0 /	2	14 /	348	1 /	0	58 /	0
M. E. O'Dowd	961 /	2,205	31 /	417	790 /	1,260	0 /	0	41 /	515	0 /	2	99 /	11
A. B. O'Neill	2 /	0	0 /	0	1 /	0	0 /	0	1 /	0	0 /	0	0 /	0
D. Porcher	35 /	369	5 /	136	24 /	199	0 /	0	1 /	34	0 /	0	5 /	0
M. B. Rawl	32 /	130	6 /	32	8 /	76	0 /	0	1 /	22	2 /	0	15 /	0
M. V. Revelise	1,731 /	1,232	19 /	493	1,595 /	605	0 /	2	16 /	132	2 /	0	99 /	0
G. W. Tumbleston	122 /	1,360	19 /	514	79 /	697	1 /	2	20 /	144	3 /	0	0 /	3
CHARLESTON	4,542 /	17,180	534 /	6,677	3,451 /	8,115	2 /	16	200 /	2,343	22 /	5	333 /	24
J. A. Allison	336 /	2,104	169 /	1,460	100 /	623	0 /	2	8 /	16	4 /	0	55 /	3
J. T. Love	147 /	1,081	62 /	768	22 /	298	0 /	4	1 /	11	59 /	0	3 /	0
J. S. Patterson	446 /	1,613	73 /	1,187	349 /	415	0 /	1	5 /	10	19 /	0	0 /	0
CHEROKEE	929 /	4,798	304 /	3,415	471 /	1,336	0 /	7	14 /	37	82 /	0	58 /	3
C. C. Gore	319 /	608	83 /	447	197 /	137	0 /	0	32 /	23	0 /	0	7 /	1
J. T. Sealy	5 /	113	1 /	79	3 /	27	0 /	0	1 /	5	0 /	0	0 /	2
J. P. Snead (M)	0 /	0	0 /	0	0 /	0	0 /	0	0 /	0	0 /	0	0 /	0
J. H. Turner	166 /	2,149	124 /	1,897	34 /	234	0 /	3	8 /	15	0 /	0	0 /	0
CHESTER	490 /	2,870	208 /	2,423	234 /	398	0 /	3	41 /	43	0 /	0	7 /	3

MAGISTRATES CRIMINAL AND TRAFFIC DISPOSITION BY TYPE REPORT
 PERIOD COVERED: 1/1/86 -- 6/30/86

JUDGE/COURT NAME	TOTAL DISPOSED		Forfeitures		Bench Trial Convictions		Jury Trial Convictions		Jury/Bench Trial Nonconvictions		Dismissals		Transferred to Other Judges	
	Crim	Traf	Crim	Traf	Crim	Traf	Crim	Traf	Crim	Traf	Crim	Traf	Crim	Traf
E. E. Burch	53 /	748	22 /	339	22 /	402	1 /	0	1 /	5	5 /	2	2 /	0
W. A. Clark	25 /	63	9 /	31	5 /	27	0 /	1	11 /	4	0 /	0	0 /	0
D. H. Freeman	83 /	360	27 /	151	44 /	197	0 /	1	10 /	9	1 /	0	1 /	2
E. F. Gullede	44 /	135	20 /	65	12 /	68	0 /	0	2 /	2	7 /	0	3 /	0
T. B. Ingram	111 /	351	16 /	247	91 /	100	0 /	1	3 /	3	1 /	0	0 /	0
R. R. Lee	3 /	248	0 /	181	2 /	60	0 /	0	0 /	3	0 /	0	1 /	4
G. McLain	45 /	176	19 /	107	20 /	59	0 /	0	1 /	8	1 /	0	4 /	2
C. H. Pate	14 /	468	9 /	315	2 /	145	2 /	0	0 /	8	1 /	0	0 /	0
J. T. Teal	29 /	108	2 /	33	19 /	74	0 /	0	1 /	1	3 /	0	4 /	0
J. H. Tilley	22 /	162	1 /	99	9 /	62	0 /	0	7 /	1	1 /	0	4 /	0
CHESTERFIELD	429 /	2,819	125 /	1,568	226 /	1,194	3 /	3	36 /	44	20 /	2	19 /	8
W. Bethune (M)	0 /	0	0 /	0	0 /	0	0 /	0	0 /	0	0 /	0	0 /	0
R. B. Clark	0 /	0	0 /	0	0 /	0	0 /	0	0 /	0	0 /	0	0 /	0
J. Dingle (M)	0 /	0	0 /	0	0 /	0	0 /	0	0 /	0	0 /	0	0 /	0
T. A. Gibbons	31 /	0	16 /	0	6 /	0	0 /	0	0 /	0	0 /	0	9 /	0
R. H. Lowder	72 /	0	0 /	0	50 /	0	0 /	0	21 /	0	0 /	0	1 /	0
A. G. Powell	294 /	0	80 /	0	110 /	0	0 /	0	30 /	0	1 /	0	73 /	0
Clarendon CTC	0 /	3,676	0 /	2,555	0 /	1,075	0 /	7	0 /	38	0 /	1	0 /	0
CLARENDON	397 /	3,676	96 /	2,555	166 /	1,075	0 /	7	51 /	38	1 /	1	83 /	0
W. O. Adams	670 /	957	117 /	591	71 /	321	1 /	3	88 /	39	3 /	1	390 /	2
W. H. Hodges	175 /	562	68 /	437	31 /	94	0 /	0	3 /	11	0 /	16	73 /	4
R. B. Wood	366 /	2,627	190 /	2,222	140 /	351	3 /	3	27 /	49	0 /	0	6 /	2
COLLETON	1,211 /	4,146	375 /	3,250	242 /	766	4 /	6	118 /	99	3 /	17	469 /	8

MAGISTRATES CRIMINAL AND TRAFFIC DISPOSITION BY TYPE REPORT
 PERIOD COVERED: 1/1/86 -- 6/30/86

JUDGE/COURT NAME	TOTAL DISPOSED		Forfeitures		Bench Trial Convictions		Jury Trial Convictions		Jury/Bench Trial Nonconvictions		Dismissals		Transferred to Other Judges	
	Crim	Traf	Crim	Traf	Crim	Traf	Crim	Traf	Crim	Traf	Crim	Traf	Crim	Traf
W. L. Flowers	590	1,698	452	975	62	632	0	0	73	91	3	0	0	0
C. L. James	0	6	0	2	0	4	0	0	0	0	0	0	0	0
E. M. Lee	9	87	5	49	4	36	0	0	0	2	0	0	0	0
J. N. McDonald	583	931	83	453	451	438	0	4	10	34	0	1	39	1
P. Warr	27	525	6	277	21	234	0	0	0	14	0	0	0	0
DARLINGTON	1,209	3,247	546	1,756	538	1,344	0	4	83	141	3	1	39	1
C. F. Carmichael	37	1,913	0	1,129	29	743	0	0	8	22	0	17	0	2
F. L. Lee	0	652	0	624	0	24	0	0	0	4	0	0	0	0
O. K. McCutcheon	317	1,698	127	1,587	113	99	1	0	10	11	4	1	62	0
J. F. Rogers	42	21	28	10	10	11	0	0	4	0	0	0	0	0
DILLON	396	4,284	155	3,350	152	877	1	0	22	37	4	18	62	2
R. N. Knight	502	2	280	0	171	2	0	0	43	0	7	0	1	0
C. Pickney	22	0	5	0	14	0	0	0	0	0	3	0	0	0
C. W. Snipes	16	0	1	0	13	0	0	0	0	0	2	0	0	0
H. H. Walters	160	130	27	128	94	1	1	0	2	1	31	0	5	0
Dorchester CTC	1	4,640	1	2,346	0	2,045	0	6	0	196	0	20	0	27
DORCHESTER	701	4,772	314	2,474	292	2,048	1	6	45	197	43	20	6	27
A. H. Dunn	0	0	0	0	0	0	0	0	0	0	0	0	0	0
D. L. Pugh	0	0	0	0	0	0	0	0	0	0	0	0	0	0
N. J. Scavens	0	0	0	0	0	0	0	0	0	0	0	0	0	0
Edgefield CTC	184	1,770	74	1,134	98	620	0	4	4	11	8	0	0	1
EDGEFIELD	184	1,770	74	1,134	98	620	0	4	4	11	8	0	0	1

MAGISTRATES CRIMINAL AND TRAFFIC DISPOSITION BY TYPE REPORT
 PERIOD COVERED: 1/1/86 -- 6/30/86

JUDGE/COURT NAME	TOTAL DISPOSED		Forfeitures		Bench Trial Convictions		Jury Trial Convictions		Jury/Bench Trial Nonconvictions		Dismissals		Transferred to Other Judges	
	Crim /	Traf	Crim /	Traf	Crim /	Traf	Crim /	Traf	Crim /	Traf	Crim /	Traf	Crim /	Traf
J. J. Hood, Jr.	220 /	2,612	26 /	1,585	83 /	961	0 /	2	21 /	64	4 /	0	86 /	0
T. A. Jackson	71 /	252	49 /	193	9 /	58	0 /	0	12 /	1	0 /	0	1 /	0
M. C. Smith	53 /	89	0 /	70	25 /	19	1 /	0	4 /	0	0 /	0	23 /	0
D. J. Weed	151 /	575	101 /	300	30 /	254	0 /	5	9 /	14	2 /	1	9 /	1
J. H. Yarborough	36 /	1	6 /	1	14 /	0	0 /	0	1 /	0	1 /	0	14 /	0
FAIRFIELD	531 /	3,529	182 /	2,149	161 /	1,292	1 /	7	47 /	79	7 /	1	133 /	1
R. S. Altman	31 /	149	6 /	101	19 /	46	0 /	0	3 /	2	1 /	0	2 /	0
D. A. Brown	240 /	1,020	163 /	508	60 /	478	0 /	2	3 /	19	12 /	0	2 /	13
E. Cooper	7 /	158	0 /	59	5 /	98	0 /	0	2 /	1	0 /	0	0 /	0
U. Frierson (M)	0 /	0	0 /	0	0 /	0	0 /	0	0 /	0	0 /	0	0 /	0
R. W. Garrison	0 /	255	0 /	118	0 /	127	0 /	0	0 /	10	0 /	0	0 /	0
C. Kirby	50 /	249	1 /	170	44 /	77	0 /	0	1 /	2	1 /	0	3 /	0
W. E. McLeod	1,551 /	2,830	861 /	1,821	533 /	943	1 /	11	5 /	54	0 /	0	151 /	1
D. D. Moore	24 /	210	0 /	7	23 /	198	0 /	1	0 /	4	0 /	0	1 /	0
D. L. Pigate	26 /	705	5 /	428	4 /	268	0 /	1	0 /	6	0 /	0	17 /	2
B. L. Poston	11 /	51	0 /	22	9 /	29	0 /	0	2 /	0	0 /	0	0 /	0
C. H. Smith	1,131 /	4,022	531 /	2,687	94 /	1,292	0 /	10	13 /	30	0 /	1	493 /	2
FLORENCE	3,071 /	9,649	1,567 /	5,921	791 /	3,556	1 /	25	29 /	128	14 /	1	669 /	18
A. E. Barnhill	23 /	10	2 /	1	17 /	9	1 /	0	3 /	0	0 /	0	0 /	0
N. H. Brown	95 /	136	22 /	68	27 /	59	2 /	1	2 /	5	8 /	2	34 /	1
C. P. Lawrimore	642 /	2,845	200 /	1,660	375 /	1,128	9 /	9	35 /	45	0 /	1	23 /	2
R. Lee	102 /	87	42 /	51	45 /	30	3 /	3	12 /	3	0 /	0	0 /	0
L. B. Wilson	161 /	719	0 /	586	145 /	124	0 /	1	9 /	8	1 /	0	6 /	0
GEORGETOWN	1,023 /	3,797	266 /	2,366	609 /	1,350	15 /	14	61 /	61	9 /	3	63 /	3

MAGISTRATES CRIMINAL AND TRAFFIC DISPOSITION BY TYPE REPORT
 PERIOD COVERED: 1/1/86 -- 6/30/86

JUDGE/COURT NAME	TOTAL DISPOSED		Forfeitures		Bench Trial Convictions		Jury Trial Convictions		Jury/Bench Trial Nonconvictions		Dismissals		Transferred to Other Judges	
	Crim	Traf	Crim	Traf	Crim	Traf	Crim	Traf	Crim	Traf	Crim	Traf	Crim	Traf
M. Abercrombie	0	0	0	0	0	0	0	0	0	0	0	0	0	0
M. G. Bridwell	3	3	3	2	0	1	0	0	0	0	0	0	0	0
D. D. Cagle	752	3,925	151	1,853	500	2,006	5	4	39	53	9	5	48	4
T. Chambers (M)	0	0	0	0	0	0	0	0	0	0	0	0	0	0
B. J. Clinch (M)	0	0	0	0	0	0	0	0	0	0	0	0	0	0
H. H. Clyborne	103	213	12	141	57	60	0	0	2	6	25	1	7	5
J. W. Cobb	36	111	26	97	8	13	0	0	0	1	0	0	2	0
B. L. Griffin	5	0	0	0	5	0	0	0	0	0	0	0	0	0
H. L. Grimsley	343	1,247	39	892	285	319	0	1	5	33	14	2	0	0
H. J. Haynsworth	957	914	10	1	743	873	0	3	11	32	16	3	177	2
S. H. Howard	676	452	40	234	614	209	0	2	17	5	0	0	5	2
H. V. Lollis	181	1,440	42	642	121	768	1	10	9	18	1	0	7	2
H. J. Martin	957	1,902	245	1,246	630	614	0	7	6	33	2	1	74	1
L. O. McNeil (M)	0	0	0	0	0	0	0	0	0	0	0	0	0	0
H. R. Page	340	520	2	12	314	502	0	0	8	6	8	0	8	0
J. W. Pittman	0	0	0	0	0	0	0	0	0	0	0	0	0	0
J. H. Stansey	23	0	0	0	19	0	0	0	4	0	0	0	0	0
P. M. Vernon	55	0	0	0	48	0	0	0	0	0	0	0	7	0
W. A. Vinson (M)	18	0	0	0	0	0	0	0	0	0	0	0	18	0
R. C. Werner	172	731	46	557	124	156	0	0	1	11	1	0	0	7
J. Wilson (M)	0	0	0	0	0	0	0	0	0	0	0	0	0	0
GREENVILLE	4,621	11,458	616	5,677	3,468	5,521	6	27	102	198	76	12	353	23

MAGISTRATES CRIMINAL AND TRAFFIC DISPOSITION BY TYPE REPORT
 PERIOD COVERED: 1/1/86 -- 6/30/86

JUDGE/COURT NAME	TOTAL DISPOSED		Forfeitures		Bench Trial Convictions		Jury Trial Convictions		Jury/Bench Trial Nonconvictions		Dismissals		Transferred to Other Judges	
	Crim	Traf	Crim	Traf	Crim	Traf	Crim	Traf	Crim	Traf	Crim	Traf	Crim	Traf
J. C. Cantrell	0	0	0	0	0	0	0	0	0	0	0	0	0	0
C. E. Henderson	975	5,105	177	2,578	545	2,415	0	5	4	54	42	3	207	50
T. H. Metts	0	0	0	0	0	0	0	0	0	0	0	0	0	0
G. Galphin, Jr.	0	0	0	0	0	0	0	0	0	0	0	0	0	0
Greenwood CTC	0	0	0	0	0	0	0	0	0	0	0	0	0	0
GREENWOOD	975	5,105	177	2,578	545	2,415	0	5	4	54	42	3	207	50
M. F. Henderson	258	625	7	392	217	227	0	1	21	5	13	0	0	0
A. G. Solomons	41	500	34	457	1	27	0	0	6	15	0	0	0	1
HAMPTON	299	1,125	41	849	218	254	0	1	27	20	13	0	0	1
O. I. Blanton	1,844	3,179	256	1,782	1,541	1,273	0	19	39	104	8	0	0	1
B. P. Harrelson	101	381	90	229	10	142	0	2	0	8	0	0	1	0
J. C. Hooks	21	259	9	162	11	92	0	3	1	2	0	0	0	0
C. Johnson (M)	0	0	0	0	0	0	0	0	0	0	0	0	0	0
J. A. Lee	0	0	0	0	0	0	0	0	0	0	0	0	0	0
H. McDowell	229	1,059	35	625	177	407	1	2	8	25	8	0	0	0
J. M. Nance	378	1,054	195	606	113	402	0	3	31	43	2	0	37	0
D. E. Phipps	0	0	0	0	0	0	0	0	0	0	0	0	0	0
N. I. Shelley	886	2,518	124	1,197	726	1,227	2	8	16	83	3	0	15	3
K. O. Ward	238	694	42	464	178	211	0	0	15	17	2	1	1	1
G. T. Whitley	243	654	140	434	94	136	2	6	5	21	2	0	0	57
HORRY	3,940	9,798	891	5,499	2,850	3,890	5	43	115	303	25	1	54	62
J. Garvin	25	0	20	0	5	0	0	0	0	0	0	0	0	0
R. E. Grayson	608	0	492	0	107	0	0	0	7	0	0	0	2	0
B. O. Smith	9	0	6	0	1	0	0	0	2	0	0	0	0	0
M. E. Vaigneur	83	3,011	27	1,922	52	977	1	1	3	93	0	3	0	15
Jasper CTC	8	0	0	0	0	0	0	0	0	0	0	0	8	0
JASPER	733	3,011	545	1,922	165	977	1	1	12	93	0	3	10	15

MAGISTRATES CRIMINAL AND TRAFFIC DISPOSITION BY TYPE REPORT
 PERIOD COVERED: 1/1/86 -- 6/30/86

JUDGE/COURT NAME	TOTAL DISPOSED		Forfeitures		Bench Trial Convictions		Jury Trial Convictions		Jury/Bench Trial Nonconvictions		Dismissals		Transferred to Other Judges	
	Crim	Traf	Crim	Traf	Crim	Traf	Crim	Traf	Crim	Traf	Crim	Traf	Crim	Traf
T. E. Davis	37	235	25	218	1	14	0	0	3	2	0	0	8	1
R. E. Hartis	666	2,093	166	1,688	417	380	0	4	29	19	15	0	39	2
R. Osborne (M)	0	0	0	0	0	0	0	0	0	0	0	0	0	0
J. L. Peake	223	681	89	431	62	214	0	0	10	13	39	0	23	23
A. L. Sowell	63	15	41	8	5	7	0	0	15	0	2	0	0	0
KERSHAW	989	3,024	321	2,345	485	615	0	4	57	34	56	0	70	26
J. W. Broughton	28	1	27	1	0	0	0	0	1	0	0	0	0	0
F. Cauthen	8	84	1	67	7	17	0	0	0	0	0	0	0	0
R. M. Crenshaw	3	422	3	316	0	101	0	1	0	4	0	0	0	0
L. R. Deese	400	982	30	255	300	702	4	3	32	20	27	1	7	1
T. J. Gardner	556	600	251	169	251	417	1	3	49	9	0	0	4	2
J. L. Hudson	35	121	29	74	4	44	0	1	1	1	1	1	0	0
J. O. McCorkle	29	511	15	235	11	266	0	0	3	10	0	0	0	0
D. G. Williams	15	39	1	14	10	24	0	0	4	1	0	0	0	0
LANCASTER	1,074	2,760	357	1,131	583	1,571	5	8	90	45	28	2	11	3
L. C. Baughn	5	0	2	0	0	0	0	0	0	0	0	0	3	0
J. R. Braswell	104	945	50	564	19	377	0	1	2	1	0	0	33	2
J. M. Copeland	20	1,581	14	684	6	895	0	1	0	0	0	0	0	1
J. A. Davis	134	32	4	5	108	23	0	0	5	4	2	0	15	0
B. Satterfield	119	1,635	45	717	33	913	0	1	1	4	0	0	40	0
G. L. Tucker	20	86	3	46	13	38	0	1	1	1	3	0	0	0
LAURENS	402	4,279	118	2,016	179	2,246	0	4	9	10	5	0	91	3

MAGISTRATES CRIMINAL AND TRAFFIC DISPOSITION BY TYPE REPORT
 PERIOD COVERED: 1/1/86 -- 6/30/86

JUDGE/COURT NAME	TOTAL DISPOSED		Forfeitures		Bench Trial Convictions		Jury Trial Convictions		Jury/Bench Trial Nonconvictions		Dismissals		Transferred to Other Judges	
	Crim	Traf	Crim	Traf	Crim	Traf	Crim	Traf	Crim	Traf	Crim	Traf	Crim	Traf
A. Bradley	0 /	0	0 /	0	0 /	0	0 /	0	0 /	0	0 /	0	0 /	0
W. W. Brown	0 /	0	0 /	0	0 /	0	0 /	0	0 /	0	0 /	0	0 /	0
A. P. Chandler	4 /	0	0 /	0	4 /	0	0 /	0	0 /	0	0 /	0	0 /	0
R. W. Hancock	0 /	0	0 /	0	0 /	0	0 /	0	0 /	0	0 /	0	0 /	0
D. R. Polson	0 /	0	0 /	0	0 /	0	0 /	0	0 /	0	0 /	0	0 /	0
J. T. Thomas	12 /	1	0 /	0	4 /	1	0 /	0	5 /	0	0 /	0	3 /	0
D. A. White	178 /	457	55 /	250	64 /	204	0 /	0	24 /	3	0 /	0	35 /	0
A. W. Woodham	0 /	0	0 /	0	0 /	0	0 /	0	0 /	0	0 /	0	0 /	0
Lee CTC	0 /	2,712	0 /	1,560	0 /	1,119	0 /	5	0 /	24	0 /	0	0 /	4
LEE	194 /	3,170	55 /	1,810	72 /	1,324	0 /	5	29 /	27	0 /	0	38 /	4
P. White (M)	0 /	0	0 /	0	0 /	0	0 /	0	0 /	0	0 /	0	0 /	0
J. W. Douglas	585 /	147	49 /	71	238 /	62	0 /	4	6 /	10	69 /	0	223 /	0
G. W. Jefferson	860 /	52	23 /	13	153 /	29	2 /	1	16 /	8	466 /	0	200 /	1
C. E. Jones (M)	0 /	0	0 /	0	0 /	0	0 /	0	0 /	0	0 /	0	0 /	0
B. Rutland	1,529 /	43	57 /	8	348 /	21	0 /	2	1,117 /	8	7 /	4	0 /	0
L. Stabler	161 /	28	3 /	3	35 /	16	1 /	1	31 /	8	10 /	0	81 /	0
J. D. Ward	236 /	20	9 /	1	59 /	17	0 /	1	100 /	1	0 /	0	68 /	0
Lexington CTC	0 /	9,835	0 /	4,448	0 /	5,044	0 /	1	0 /	196	0 /	1	0 /	145
LEXINGTON	3,371 /	10,125	141 /	4,544	833 /	5,189	3 /	10	1,270 /	231	552 /	5	572 /	146
G. Carmichael (M)	0 /	0	0 /	0	0 /	0	0 /	0	0 /	0	0 /	0	0 /	0
L. Cox	4 /	35	3 /	18	1 /	17	0 /	0	0 /	0	0 /	0	0 /	0
J. E. Goodyear	42 /	31	22 /	31	16 /	0	1 /	0	1 /	0	0 /	0	2 /	0
W. L. Hubbard	290 /	947	25 /	471	230 /	451	1 /	3	11 /	20	20 /	0	3 /	2
D. R. Rogers	259 /	356	45 /	169	211 /	174	1 /	1	1 /	12	0 /	0	1 /	0
H. E. Turbeville	73 /	1,564	35 /	882	23 /	651	0 /	2	3 /	28	4 /	0	8 /	1
MARION	668 /	2,933	130 /	1,571	481 /	1,293	3 /	6	16 /	60	24 /	0	14 /	3

MAGISTRATES CRIMINAL AND TRAFFIC DISPOSITION BY TYPE REPORT
 PERIOD COVERED: 1/1/86 -- 6/30/86

JUDGE/COURT NAME	TOTAL DISPOSED		Forfeitures		Bench Trial Convictions		Jury Trial Convictions		Jury/Bench Trial Nonconvictions		Dismissals		Transferred to Other Judges	
	Crim	Traf	Crim	Traf	Crim	Traf	Crim	Traf	Crim	Traf	Crim	Traf	Crim	Traf
L. R. Carabo	1 /	0	1 /	0	0 /	0	0 /	0	0 /	0	0 /	0	0 /	0
C. Gray	422 /	2,386	124 /	1,846	261 /	503	1 /	10	25 /	27	8 /	0	3 /	0
J. E. Jones	22 /	31	7 /	26	12 /	2	0 /	0	2 /	3	1 /	0	0 /	0
D. W. Powers	32 /	116	3 /	101	11 /	12	0 /	0	2 /	2	0 /	0	16 /	1
MARLBORO	477 /	2,533	135 /	1,973	284 /	517	1 /	10	29 /	32	9 /	0	19 /	1
C. W. Bussey	0 /	0	0 /	0	0 /	0	0 /	0	0 /	0	0 /	0	0 /	0
D. J. Morrah	1 /	2	1 /	1	0 /	1	0 /	0	0 /	0	0 /	0	0 /	0
G. W. Ramsey	0 /	0	0 /	0	0 /	0	0 /	0	0 /	0	0 /	0	0 /	0
J. O. Trantham	155 /	981	96 /	496	42 /	438	0 /	3	10 /	17	6 /	2	1 /	25
McCORMICK	156 /	983	97 /	497	42 /	439	0 /	3	10 /	17	6 /	2	1 /	25
W. O. Chasteen	20 /	149	11 /	84	3 /	65	0 /	0	1 /	0	1 /	0	4 /	0
D. W. Gilliam	18 /	126	4 /	59	9 /	64	0 /	0	0 /	3	4 /	0	1 /	0
A. L. Jayroe	7 /	167	3 /	102	2 /	63	0 /	0	1 /	1	0 /	0	1 /	1
B. S. Koon	184 /	1,263	140 /	1,070	11 /	149	0 /	0	0 /	5	24 /	0	9 /	39
H. J. Smith	23 /	147	5 /	75	18 /	72	0 /	0	0 /	0	0 /	0	0 /	0
J. O. Zobel	224 /	2,108	61 /	1,557	70 /	544	0 /	0	14 /	7	79 /	0	0 /	0
NEWBERRY	476 /	3,960	224 /	2,947	113 /	957	0 /	0	16 /	16	108 /	0	15 /	40
B. W. Gerrard	685 /	0	60 /	0	551 /	0	0 /	0	41 /	0	6 /	0	27 /	0
B. G. Derrick	324 /	2,105	181 /	2,018	19 /	22	0 /	0	3 /	24	0 /	0	121 /	41
B. L. T. Wyatt	0 /	0	0 /	0	0 /	0	0 /	0	0 /	0	0 /	0	0 /	0
OCONEE	1,009 /	2,105	241 /	2,018	570 /	22	0 /	0	44 /	24	6 /	0	148 /	41

MAGISTRATES CRIMINAL AND TRAFFIC DISPOSITION BY TYPE REPORT
 PERIOD COVERED: 1/1/86 -- 6/30/86

JUDGE/COURT NAME	TOTAL DISPOSED		Forfeitures		Bench Trial Convictions		Jury Trial Convictions		Jury/Bench Trial Nonconvictions		Dismissals		Transferred to Other Judges	
	Crim	Traf	Crim	Traf	Crim	Traf	Crim	Traf	Crim	Traf	Crim	Traf	Crim	Traf
H. M. Chaplin	21	1	0	0	11	1	0	0	1	0	0	0	9	0
F. E. Covington	5	1	0	1	2	0	0	0	0	0	1	0	6	0
R. L. Fogle	1,135	0	35	0	462	0	1	0	83	0	33	0	521	0
J. Gillins	9	0	0	0	8	0	0	0	0	0	1	0	0	0
A. T. Holmes	19	0	1	0	3	0	0	0	0	0	0	0	15	0
F. M. Riley, Jr.	8	0	5	0	2	0	0	0	1	0	0	0	0	0
B. F. Spells	9	0	1	0	8	0	0	0	0	0	0	0	0	0
G. A. Thompson	4	0	1	0	1	0	0	0	1	0	0	0	1	0
J. K. Ulmer, III	191	0	6	0	97	0	0	0	6	0	2	0	80	0
D. R. West	8	0	0	0	4	0	0	0	0	0	0	0	4	0
Orangeburg CTC	0	6,529	0	3,815	0	2,642	0	8	0	52	0	0	0	12
ORANGEBURG	1,413	6,531	49	3,816	598	2,643	1	8	92	52	37	0	636	12
R. A. Crowe	111	3	71	1	12	0	0	1	2	1	7	0	19	0
D. E. Finley	521	0	393	0	112	0	0	0	11	0	1	0	4	0
W. L. Fortner	255	0	236	0	14	0	0	0	5	0	0	0	0	0
B. Gravely (M)	0	0	0	0	0	0	0	0	0	0	0	0	0	0
J. B. Robinson	255	3	1	0	14	0	0	0	7	2	0	1	233	0
Pickens CTC	160	2,149	140	1,400	18	690	0	0	2	26	0	1	0	32
PICKENS	1,302	2,155	841	1,401	170	690	0	1	27	29	8	2	256	32

MAGISTRATES CRIMINAL AND TRAFFIC DISPOSITION BY TYPE REPORT
 PERIOD COVERED: 1/1/86 -- 6/30/86

JUDGE/COURT NAME	TOTAL DISPOSED		Forfeitures		Bench Trial Convictions		Jury Trial Convictions		Jury/Bench Trial Nonconvictions		Dismissals		Transferred to Other Judges	
	Crim	Traf	Crim	Traf	Crim	Traf	Crim	Traf	Crim	Traf	Crim	Traf	Crim	Traf
G. Davis	82	0	9	0	41	0	1	0	30	0	0	0	1	0
M. R. Davis	606	0	30	0	438	0	2	0	6	0	9	0	121	0
C. R. Delk	39	0	1	0	11	0	0	0	0	0	0	0	27	0
H. C. Hill	489	0	5	0	433	0	0	0	28	0	3	0	20	0
D. D. Jennings	51	0	6	0	25	0	0	0	3	0	1	0	16	0
W. Jones	1,039	0	9	0	719	0	0	0	24	0	9	0	278	0
M. Maurer	603	0	41	0	452	0	0	0	7	0	0	0	103	0
S. Peay	354	0	6	0	234	0	6	0	31	0	2	0	75	0
H. J. Sims	5	0	0	0	4	0	0	0	0	0	0	0	1	0
W. T. Smith, Jr.	540	0	50	0	355	0	0	0	16	0	93	0	26	0
J. K. Toal	752	0	66	0	576	0	0	0	20	0	16	0	74	0
H. M. Tokunaga	410	0	51	0	276	0	0	0	0	0	7	0	76	0
W. H. Womble	1,258	0	136	0	807	0	0	0	9	0	13	0	293	0
Richland CTC	0	15,129	0	8,608	0	5,951	0	20	0	132	0	408	0	10
RICHLAND	6,228	15,129	410	8,608	4,371	5,951	9	20	174	132	153	408	1,111	10
M. Corley	0	0	0	0	0	0	0	0	0	0	0	0	0	0
M. L. Davenport	148	1,107	29	527	47	562	0	1	72	16	0	0	0	1
SALUDA	148	1,107	29	527	47	562	0	1	72	16	0	0	0	1

MAGISTRATES CRIMINAL AND TRAFFIC DISPOSITION BY TYPE REPORT
 PERIOD COVERED: 1/1/86 -- 6/30/86

JUDGE/COURT NAME	TOTAL DISPOSED		Forfeitures		Bench Trial Convictions		Jury Trial Convictions		Jury/Bench Trial Nonconvictions		Dismissals		Transferred to Other Judges	
	Crim /	Traf	Crim /	Traf	Crim /	Traf	Crim /	Traf	Crim /	Traf	Crim /	Traf	Crim /	Traf
G. V. Anderson	0 /	0	0 /	0	0 /	0	0 /	0	0 /	0	0 /	0	0 /	0
H. Brown	120 /	809	21 /	518	58 /	211	0 /	8	6 /	42	4 /	0	31 /	30
J. D. Bruce	85 /	1,406	33 /	756	50 /	626	0 /	6	2 /	18	0 /	0	0 /	0
R. P. Cox	193 /	304	146 /	283	1 /	0	0 /	0	1 /	0	0 /	0	45 /	21
O. M. Edwards	420 /	438	16 /	266	336 /	161	0 /	0	27 /	11	0 /	0	41 /	0
G. Floyd	14 /	1,117	14 /	1,101	0 /	1	0 /	0	0 /	15	0 /	0	0 /	0
J. W. Fortune	371 /	75	12 /	47	190 /	26	0 /	1	23 /	1	105 /	0	41 /	0
W. A. Hughes	0 /	0	0 /	0	0 /	0	0 /	0	0 /	0	0 /	0	0 /	0
R. C. Lathan	39 /	124	5 /	92	18 /	29	0 /	0	0 /	1	1 /	0	15 /	2
E. H. Overcash	0 /	0	0 /	0	0 /	0	0 /	0	0 /	0	0 /	0	0 /	0
J. B. Paslay	0 /	0	0 /	0	0 /	0	0 /	0	0 /	0	0 /	0	0 /	0
H. M. Pearson	56 /	489	1 /	257	39 /	227	0 /	0	1 /	5	0 /	0	15 /	0
B. M. Ross, Jr.	95 /	6	16 /	4	39 /	1	0 /	0	1 /	1	9 /	0	30 /	0
L. E. Smith	122 /	39	1 /	18	71 /	17	0 /	0	12 /	2	0 /	0	38 /	2
J. H. Stoner	71 /	2	8 /	2	1 /	0	0 /	0	4 /	0	2 /	0	56 /	0
L. Tipton	126 /	2,292	29 /	1,164	74 /	1,065	0 /	2	12 /	56	9 /	0	2 /	5
Q. M. Wood	110 /	830	72 /	608	30 /	208	0 /	0	8 /	13	0 /	0	0 /	1
Central Court	2,899 /	2,429	396 /	1,965	1,955 /	384	0 /	7	281 /	66	1 /	0	266 /	7
SPARTANBURG	4,721 /	10,360	770 /	7,081	2,862 /	2,956	0 /	24	378 /	231	131 /	0	580 /	68
G. C. Aycock	75 /	38	41 /	23	24 /	13	0 /	2	9 /	0	1 /	0	0 /	0
M. K. Herbert	1,677 /	8,554	85 /	4,777	1,267 /	3,612	0 /	4	48 /	155	10 /	3	267 /	3
J. W. Hudson	56 /	38	7 /	12	34 /	24	2 /	0	7 /	2	6 /	0	0 /	0
W. Jefferson	0 /	62	0 /	56	0 /	4	0 /	0	0 /	0	0 /	2	0 /	0
W. M. LeNoir	160 /	811	20 /	150	63 /	629	0 /	1	12 /	31	52 /	0	13 /	0
W. E. Sanders	70 /	179	13 /	115	52 /	59	0 /	0	1 /	3	2 /	0	2 /	2
SUMTER	2,038 /	9,682	166 /	5,133	1,440 /	4,341	2 /	7	77 /	191	71 /	5	282 /	5

MAGISTRATES CRIMINAL AND TRAFFIC DISPOSITION BY TYPE REPORT
 PERIOD COVERED: 1/1/86 -- 6/30/86

JUDGE/COURT NAME	TOTAL DISPOSED		Forfeitures		Bench Trial Convictions		Jury Trial Convictions		Jury/Bench Trial Nonconvictions		Dismissals		Transferred to Other Judges	
	Crim	Traf	Crim	Traf	Crim	Traf	Crim	Traf	Crim	Traf	Crim	Traf	Crim	Traf
C. L. Holcombe	0	0	0	0	0	0	0	0	0	0	0	0	0	0
E. H. Hyder	305	1,161	37	457	239	666	1	4	14	34	0	0	14	0
T. H. Kelly	15	0	9	0	0	0	0	0	0	0	0	0	6	0
C. Smith	101	0	73	0	12	0	0	0	3	0	7	0	6	0
V. M. Stevens	0	0	0	0	0	0	0	0	0	0	0	0	0	0
S. O. Vanderford	31	0	8	0	10	0	4	0	0	0	0	0	9	0
J. B. Webber	10	0	9	0	0	0	0	0	0	0	0	0	1	0
UNION	462	1,161	136	457	261	666	5	4	17	34	7	0	36	0
L. Burgess, Sr.	0	0	0	0	0	0	0	0	0	0	0	0	0	0
R. D. Cantley	616	2,088	525	1,420	39	597	1	1	35	16	1	0	15	54
B. O. Harvin	0	0	0	0	0	0	0	0	0	0	0	0	0	0
C. R. Lambert	13	310	5	144	6	156	0	2	0	4	0	0	2	4
L. W. McElveen	0	0	0	0	0	0	0	0	0	0	0	0	0	0
J. M. Mishoe	3	0	1	0	1	0	0	0	1	0	0	0	0	0
C. D. Morris	2	0	2	0	0	0	0	0	0	0	0	0	0	0
J. M. Willocks	63	82	22	61	31	18	0	2	10	1	0	0	0	0
E. A. Woods	0	0	0	0	0	0	0	0	0	0	0	0	0	0
WILLIAMSBURG	697	2,480	555	1,625	77	771	1	5	46	21	1	0	17	58
W. R. Bradford	134	2,602	53	1,849	68	725	0	6	5	22	4	0	4	0
H. F. Comer	24	101	6	79	11	21	0	0	6	1	0	0	1	0
M. G. Farris	126	505	101	354	14	138	0	2	8	11	0	0	3	0
C. A. Johnson	799	2,910	231	1,635	307	1,216	2	17	37	37	18	4	204	1
D. Rawlinson (M)	0	0	0	0	0	0	0	0	0	0	0	0	0	0
M. M. Smith	244	507	0	50	227	428	0	1	3	16	0	0	14	12
YORK	1,327	6,625	391	3,967	627	2,528	2	26	59	87	22	4	226	13

MUNICIPAL COURT

Filings and Dispositions

The collection of caseload information on municipal courts began in 1980 and the large increase in cases reported during 1981 is due more to a new information system than to any significant change in caseload. During 1985 and 1986, the filing and disposition totals have shown increases of nearly 5% each year.

The pattern established over several years is that traffic cases account for nearly two-thirds of the case filings in municipal courts. The remaining third is split almost evenly between non-traffic cases and municipal ordinance violations.

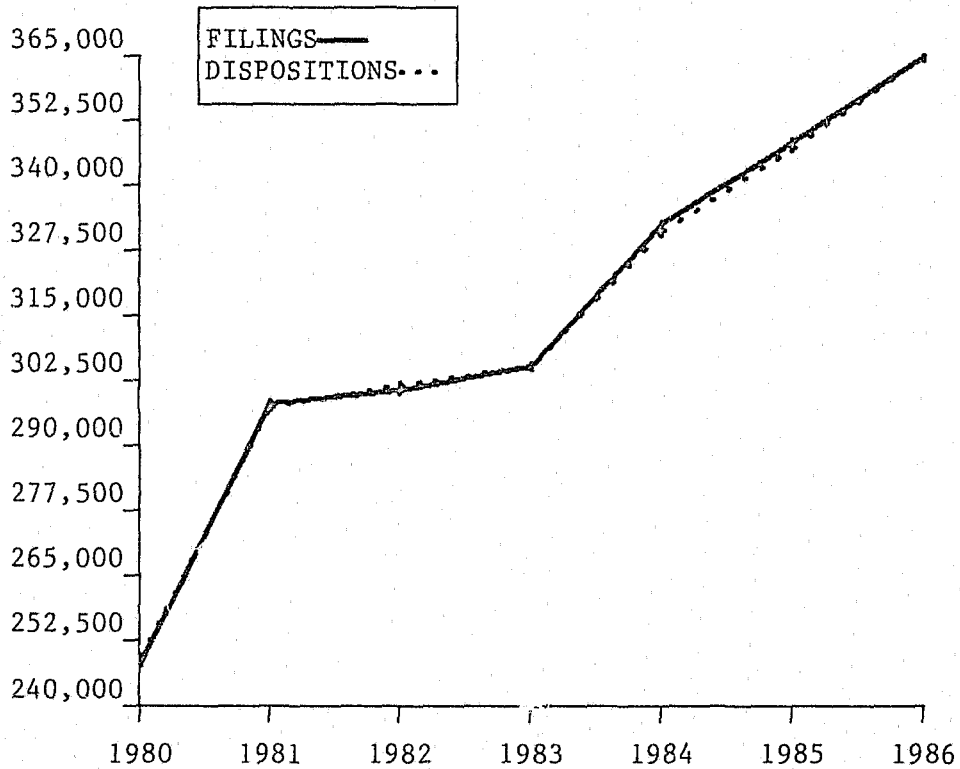
Regarding case dispositions, a large majority, 68.3%, of the cases are disposed by bond forfeiture or other administrative action. Jury trials are conducted for nearly 1% of the cases and non-jury or "bench" trials account for 30.9%. These percentages vary only slightly from those for previous years.

YEARLY CHANGE IN MUNICIPAL COURT CASES: FILINGS AND DISPOSITIONS

Year	Filed	Yearly Change (Cases / %)	Disposed	Yearly Change (Cases / %)
1980	248,095		248,822	
1981	297,951	+49,856 / +20.1%	297,179	+48,357 / +19.4%
1982	300,374	+ 2,423 / + 0.8%	301,341	+ 4,162 / + 1.4%
1983	305,155	+ 4,781 / + 1.6%	304,876	+ 3,535 / + 1.2%
1984	332,165	+27,010 / + 8.9%	330,728	+25,852 / + 8.5%
1985	347,819	+15,654 / + 4.7%	346,621	+15,893 / + 4.8%
1986	364,265	+16,446 / + 4.7%	364,298	+17,677 / + 5.1%

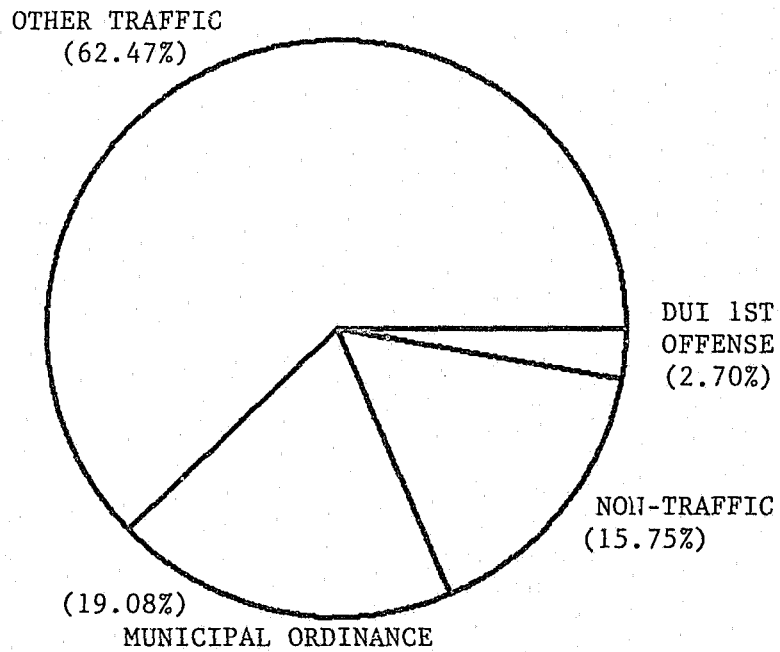
COURT: Municipal Court

YEAR	FILINGS	DISPOSITIONS	PENDING END OF YEAR
1980	248,095	248,822	4,551
1981	297,951	297,179	5,390
1982	300,374	301,341	4,370
1983	305,155	304,876	4,758
1984	332,165	330,728	6,226
1985	347,795	346,597	6,845
1986	364,265	364,298	6,434



1986 MUNICIPAL COURT FILINGS

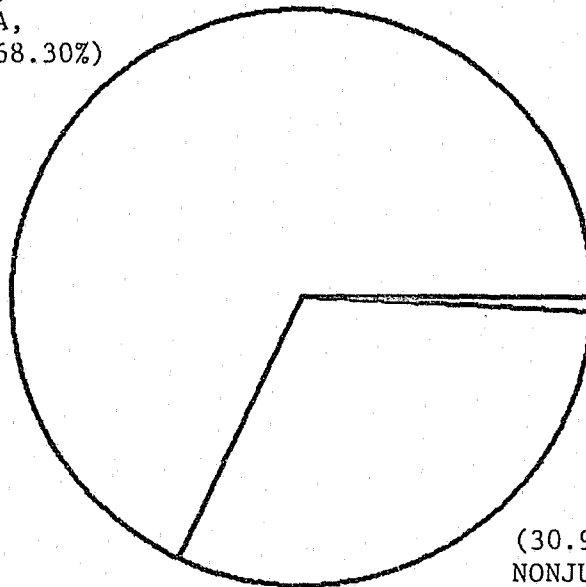
TYPE OF CASE	NUMBER OF FILINGS	% OF TOTAL
DUI, 1st Offense	9,846	2.70%
Other Traffic	227,544	62.47%
Non-Traffic	57,378	15.75%
Muni. Ordinance	69,497	19.08%
TOTAL	364,265	100.00%



1986 MUNICIPAL COURT DISPOSITIONS

DISPOSITION TYPE	# OF DISPOSITIONS	% OF TOTAL
Jury Trial	2,790	0.77%
Nonjury Trial	112,683	30.93%
Guilty Plea, Forfeiture, Other	248,825	68.30%
TOTAL	364,298	100.00%

FORFEITURE,
GUILTY PLEA,
OTHER (68.30%)



JURY TRIAL
(0.77%)

(30.93%)
NONJURY TRIAL

SOUTH CAROLINA COURT ADMINISTRATION
MUNICIPAL COURT CASELOAD REPORT -- COUNTY SUMMARY
JANUARY 1, 1986 - DECEMBER 31, 1986

COUNTY	TOTAL CASES FILED	TOTAL CASES DISPOSED	TYPES OF FILINGS				TYPES OF DISPOSITIONS			PENDING FIRST OF YEAR	PENDING END OF YEAR
			DUI FIRST	OTHER TRAFFIC	NON- TRAFFIC	MUNIC. ORDIN.	JURY	NON- JURY	FORFEITURE OR PLEA		
ABBEVILLE	1,060	1,074	78	646	283	53	35	410	629	56	42
AIKEN	12,944	12,862	453	10,998	1,227	266	223	2,874	9,765	106	188
ALLENDALE	989	956	39	443	380	127	7	296	653	26	59
ANDERSON	10,024	9,982	384	5,836	3,102	702	82	1,194	8,706	101	143
BAMBERG	1,713	1,716	38	1,259	255	161	3	258	1,455	3	0
BARNWELL	1,767	1,770	97	1,079	578	13	6	730	1,034	3	0
BEAUFORT	8,284	8,280	247	6,728	891	418	107	3,749	4,424	39	43
BERKELEY	10,079	9,847	410	7,579	926	1,164	78	1,666	8,103	369	601
CALHOUN	204	207	11	121	28	44	0	0	207	21	18
CHARLESTON	62,121	62,405	1,106	41,278	5,476	14,261	104	25,523	36,778	1,126	842
CHEROKEE	3,071	3,078	156	1,823	181	911	18	208	2,852	55	48
CHESTER	1,397	1,386	55	598	383	361	2	283	1,101	0	11
CHESTERFIELD	3,959	3,962	210	2,787	958	4	8	806	3,148	23	20
CLARENDON	1,323	1,241	51	966	169	137	4	514	723	58	140
COLLETON	1,948	1,954	62	1,292	305	289	14	1,027	913	32	26
DARLINGTON	7,540	7,435	136	5,898	1,218	288	31	947	6,457	243	348
DILLON	2,442	2,441	47	1,633	353	409	17	722	1,702	47	48
DORCHESTER	5,391	5,321	99	4,130	586	576	12	1,540	3,769	36	106
EDGEFIELD	857	851	35	505	276	41	0	294	557	36	42
FAIRFIELD	1,254	1,279	28	620	467	139	3	312	964	48	23
FLORENCE	10,455	10,457	355	6,214	3,198	688	99	1,912	8,446	153	151
GEORGETOWN	4,279	4,282	106	2,655	596	922	28	1,153	3,101	85	82
GREENVILLE	34,847	34,879	322	7,354	696	26,475	627	16,557	17,695	152	120
GREENWOOD	5,809	5,637	144	3,049	1,961	655	8	245	5,384	52	224
HAMPTON	2,358	2,371	113	1,501	291	453	28	699	1,644	52	39
HORRY	25,584	25,716	660	10,668	13,017	1,239	385	5,713	19,618	319	187
JASPER	3,869	3,873	64	3,398	187	220	10	173	3,690	5	1
KERSHAW	4,342	4,349	116	2,829	1,383	14	16	538	3,795	25	18
LANCASTER	3,919	3,934	198	2,555	935	231	185	1,342	2,407	90	75
LAURENS	3,712	3,695	160	1,913	388	1,251	32	1,228	2,435	23	40
LEE	1,130	1,111	26	735	299	70	5	423	683	3	22
LEXINGTON	15,846	15,656	518	12,697	1,352	1,279	30	2,312	13,314	408	598
MARION	4,108	4,139	169	2,545	1,390	4	8	998	3,133	100	69

SOUTH CAROLINA COURT ADMINISTRATION
MUNICIPAL COURT CASELOAD REPORT -- COUNTY SUMMARY
JANUARY 1, 1986 - DECEMBER 31, 1986

COUNTY	TOTAL CASES FILED	TOTAL CASES DISPOSED	TYPES OF FILINGS				TYPES OF DISPOSITIONS			PENDING FIRST OF YEAR	PENDING END OF YEAR
			DUI FIRST	OTHER TRAFFIC	NON- TRAFFIC	MUNIC. ORDIN.	JURY	NON- JURY	FORFEITURE OR PLEA		
MARLBORO	1,741	1,777	55	700	963	23	21	251	1,505	47	11
MCCORMICK	212	204	14	84	60	54	0	11	193	4	12
NEWBERRY	3,534	3,611	166	1,906	278	1,184	2	929	2,680	253	176
OCCNEE	2,578	2,580	114	1,849	475	140	8	102	2,470	56	54
ORANGEBURG	5,419	5,401	114	4,154	704	447	30	1,461	3,910	27	45
PICKENS	7,923	7,898	400	5,202	1,922	399	69	1,068	6,761	145	170
RICHLAND	38,943	39,430	722	29,626	1,599	6,996	97	22,419	16,914	1,375	888
SALUDA	686	685	34	422	223	7	0	172	513	0	1
SPARTANBURG	23,035	23,040	684	16,826	2,172	3,353	83	2,947	20,010	144	139
SUMTER	4,745	4,699	124	3,278	441	902	157	1,058	3,484	21	67
UNION	2,862	2,875	106	1,637	49	1,070	47	213	2,615	126	113
WILLIAMSBURG	1,701	1,798	123	1,136	439	3	5	818	975	181	84
YORK	12,261	12,154	497	6,392	4,318	1,054	56	4,588	7,510	193	300
STATEWIDE TOTAL	364,265	364,298	9,846	227,544	57,378	69,497	2,790	112,683	248,825	6,467	6,434

SOUTH CAROLINA COURT ADMINISTRATION
MUNICIPAL COURT CASELOAD REPORT
JANUARY 1, 1986 - DECEMBER 31, 1986

MUNICIPALITY/ COUNTY TOTALS	TOTAL CASES FILED	TOTAL CASES DISPOSED	TYPES OF FILINGS				TYPES OF DISPOSITIONS			PENDING FIRST OF YEAR	PENDING END OF YEAR
			DUI FIRST	OTHER TRAFFIC	NON- TRAFFIC	MUNIC. ORDIN.	JURY	NON- JURY	FORFEITURE OR PLEA		
ABBEVILLE COUNTY											
Abbeville	603	610	49	303	198	53	33	203	374	42	35
Calhoun Falls	457	464	29	343	85	0	2	207	255	14	7
TOTALS.....	1,060	1,074	78	646	283	53	35	410	629	56	42
AIKEN COUNTY											
Aiken	5,425	5,397	213	4,604	567	41	205	0	5,192	66	94
Jackson	1,922	1,917	1	1,921	0	0	1	1,916	0	2	7
New Ellenton	513	513	7	489	0	17	0	13	500	0	0
North Augusta	4,770	4,722	226	3,734	605	205	16	850	3,856	33	81
Perry	56	57	2	41	10	3	0	11	46	1	0
Salley	67	66	0	46	21	0	0	29	37	4	5
Wagener	191	190	4	163	24	0	1	55	134	0	1
TOTALS.....	12,944	12,862	453	10,998	1,227	266	223	2,874	9,765	106	188
ALLENDALE COUNTY											
Allendale	437	446	16	148	273	0	3	285	158	24	15
Fairfax	550	508	23	293	107	127	4	11	493	2	44
Ulmer	2	2	0	2	0	0	0	0	2	0	0
TOTALS.....	989	956	39	443	380	127	7	296	653	26	59

SOUTH CAROLINA COURT ADMINISTRATION
MUNICIPAL COURT CASELOAD REPORT
JANUARY 1, 1986 - DECEMBER 31, 1986

MUNICIPALITY/ COUNTY TOTALS	TOTAL CASES FILED	TOTAL CASES DISPOSED	TYPES OF FILINGS				TYPES OF DISPOSITIONS			PENDING FIRST OF YEAR	PENDING END OF YEAR
			DUI FIRST	OTHER TRAFFIC	NON- TRAFFIC	MUNIC. ORDIN.	JURY	NON- JURY	FORFEITURE OR PLEA		
ANDERSON COUNTY											
Anderson	6,130	6,101	152	3,446	2,095	437	74	797	5,230	49	78
Belton	1,231	1,222	79	808	344	0	0	0	1,222	15	24
Honea Path	528	514	46	194	59	229	5	111	398	12	26
Iva	297	293	27	148	116	6	0	76	217	2	6
Pendleton	467	481	21	251	184	11	0	0	481	23	9
Starr	28	28	1	25	2	0	0	0	28	0	0
West Pelzer	102	102	1	86	14	1	0	0	102	0	0
Williamston	1,241	1,241	57	878	288	18	3	210	1,028	0	0
TOTALS.....	10,024	9,982	384	5,836	3,102	702	82	1,194	8,706	101	143
BAMBERG COUNTY											
Bamberg	384	384	29	140	188	27	0	0	384	0	0
Denmark	399	399	8	238	19	134	0	213	186	0	0
Ehrhardt	68	71	0	45	23	0	3	45	23	3	0
Olar	862	862	1	836	25	0	0	0	862	0	0
TOTALS.....	1,713	1,716	38	1,259	255	161	3	258	1,455	3	0
BARNWELL COUNTY											
Barnwell	495	496	20	289	186	0	0	267	229	1	0
Blackville	761	761	40	491	219	11	5	463	293	0	0
Snelling	0	0	0	0	0	0	0	0	0	0	0
Williston	511	513	37	299	173	2	1	0	512	2	0
TOTALS.....	1,767	1,770	97	1,079	578	13	6	730	1,034	3	0

SOUTH CAROLINA COURT ADMINISTRATION
MUNICIPAL COURT CASELOAD REPORT
JANUARY 1, 1986 - DECEMBER 31, 1986

MUNICIPALITY/ COUNTY TOTALS	TOTAL CASES FILED	TOTAL CASES DISPOSED	TYPES OF FILINGS				TYPES OF DISPOSITIONS			PENDING FIRST OF YEAR	PENDING END OF YEAR
			DUI FIRST	OTHER TRAFFIC	NON- TRAFFIC	MUNIC. ORDIN.	JURY	NON- JURY	FORFEITURE OR PLEA		
BEAUFORT COUNTY											
Beaufort	5,143	5,165	176	4,022	671	274	102	2,764	2,299	39	17
Bluffton	2,136	2,136	19	1,977	96	44	0	508	1,628	0	0
Hilton Head	19	19	1	15	0	3	0	7	12	0	0
Port Royal	986	960	51	714	124	97	5	470	485	0	26
TOTALS.....	8,284	8,280	247	6,728	891	418	107	3,749	4,424	39	43
BERKELEY COUNTY											
Bonneau	317	323	9	293	14	1	0	15	308	8	2
Goose Creek	3,352	3,306	143	2,313	264	632	53	264	2,989	149	195
Hanahan	2,711	2,710	63	2,323	242	83	23	1,239	1,448	7	8
Jamestown	733	733	4	468	238	23	0	148	585	0	0
Moncks Corner	2,581	2,391	162	1,890	120	409	2	0	2,389	190	380
St. Stephen	385	384	29	292	48	16	0	0	384	15	16
TOTALS.....	10,079	9,847	410	7,579	926	1,164	78	1,666	8,103	369	601
CALHOUN COUNTY											
Cameron	14	14	0	11	3	0	0	0	14	0	0
St. Matthews	190	193	11	110	25	44	0	0	193	21	18
TOTALS.....	204	207	11	121	28	44	0	0	207	21	18

SOUTH CAROLINA COURT ADMINISTRATION
MUNICIPAL COURT CASELOAD REPORT
JANUARY 1, 1986 - DECEMBER 31, 1986

MUNICIPALITY/ COUNTY TOTALS	TOTAL CASES FILED	TOTAL CASES DISPOSED	TYPES OF FILINGS				TYPES OF DISPOSITIONS			PENDING FIRST OF YEAR	PENDING END OF YEAR
			DUI FIRST	OTHER TRAFFIC	NON- TRAFFIC	MUNIC. ORDIN.	JURY	NON- JURY	FORFEITURE OR PLEA		
CHARLESTON COUNTY											
Charleston	35,120	35,235	570	21,584	2,131	10,835	27	16,764	18,444	411	296
Folly Beach	1,556	1,563	34	1,035	21	466	7	508	1,048	15	8
Isle of Palms	1,684	1,745	42	1,135	209	298	7	128	1,610	75	14
Lincolville	1,400	1,414	0	1,400	0	0	8	325	1,081	20	6
Mt. Pleasant	6,126	6,137	185	5,125	667	149	24	4,364	1,749	14	3
North Charleston	15,171	15,247	263	10,112	2,352	2,444	31	2,920	12,296	591	515
Sullivans Island	1,064	1,064	12	887	96	69	0	514	550	0	0
TOTALS.....	62,121	62,405	1,106	41,278	5,476	14,261	104	25,523	36,778	1,126	842
CHEROKEE COUNTY											
Blacksburg	723	726	28	596	0	99	6	194	526	3	0
Gaffney	2,348	2,352	128	1,227	181	812	12	14	2,326	52	48
TOTALS.....	3,071	3,078	156	1,823	181	911	18	208	2,852	55	48
CHESTER COUNTY											
Chester	705	701	28	285	241	151	1	0	700	0	4
Great Falls	692	685	27	313	142	210	1	283	401	0	7
TOTALS.....	1,397	1,386	55	598	383	361	2	283	1,101	0	11

SOUTH CAROLINA COURT ADMINISTRATION
MUNICIPAL COURT CASELOAD REPORT
JANUARY 1, 1986 - DECEMBER 31, 1986

MUNICIPALITY/ COUNTY TOTALS	TOTAL CASES FILED	TOTAL CASES DISPOSED	TYPES OF FILINGS				TYPES OF DISPOSITIONS				PENDING FIRST OF YEAR	PENDING END OF YEAR
			DUI FIRST	OTHER TRAFFIC	NON- TRAFFIC	MUNIC. ORDIN.	JURY	NON- JURY	FORFEITURE OR PLEA			
CHESTERFIELD COUNTY												
Cheraw	1,114	1,113	68	765	280	1	5	303	805	10	11	
Chesterfield	680	685	20	426	234	0	0	241	444	5	0	
Jefferson	333	333	8	309	13	3	0	17	316	0	0	
McBee	525	525	19	424	82	0	2	212	311	0	0	
Pageland	1,255	1,254	94	818	343	0	1	17	1,236	8	9	
Patrick	52	52	1	45	6	0	0	16	36	0	0	
TOTALS.....	3,959	3,962	210	2,787	958	4	8	806	3,148	23	20	
CLARENDON COUNTY												
Manning	961	877	40	682	116	123	4	301	572	54	138	
Summerton	312	316	11	237	50	14	0	192	124	4	0	
Turbeville	50	48	0	47	3	0	0	21	27	0	2	
TOTALS.....	1,323	1,241	51	966	169	137	4	514	723	58	140	
COLLETON COUNTY												
Cottageville	448	448	1	441	0	6	6	128	314	1	1	
Edisto Beach	35	33	0	25	10	0	0	0	33	0	2	
Walterboro	1,465	1,473	61	826	295	283	8	899	566	31	23	
TOTALS.....	1,948	1,954	62	1,292	305	289	14	1,027	913	32	26	
DARLINGTON COUNTY												
Darlington	2,855	2,861	32	2,322	330	171	4	241	2,616	15	9	
Hartsville	3,443	3,332	79	2,588	691	85	23	94	3,215	228	339	
Lamar	614	614	21	387	178	28	4	466	144	0	0	
Society Hill	628	628	4	601	19	4	0	146	482	0	0	
TOTALS.....	7,540	7,435	136	5,898	1,218	288	31	947	6,457	243	348	

SOUTH CAROLINA COURT ADMINISTRATION
MUNICIPAL COURT CASELOAD REPORT
JANUARY 1, 1986 - DECEMBER 31, 1986

MUNICIPALITY/ COUNTY TOTALS	TOTAL CASES FILED	TOTAL CASES DISPOSED	TYPES OF FILINGS				TYPES OF DISPOSITIONS			PENDING FIRST OF YEAR	PENDING END OF YEAR
			DUI FIRST	OTHER TRAFFIC	NON- TRAFFIC	MUNIC. ORDIN.	JURY	NON- JURY	FORFEITURE OR PLEA		
DILLON COUNTY											
Dillon	1,519	1,518	34	990	223	272	16	397	1,105	47	48
Lake View	183	183	2	72	105	4	0	26	157	0	0
Latta	740	740	11	571	25	133	1	299	440	0	0
TOTALS.....	2,442	2,441	47	1,633	353	409	17	722	1,702	47	48
DORCHESTER COUNTY											
Harleyville	164	165	1	38	42	83	0	73	92	4	3
Reevesville	25	25	0	25	0	0	0	5	20	0	0
Ridgeville	267	267	1	16	49	201	0	0	267	0	0
St. George	738	724	5	382	104	247	0	162	562	0	14
Summerville	4,197	4,140	92	3,669	391	45	12	1,300	2,828	32	89
TOTALS.....	5,391	5,321	99	4,130	586	576	12	1,540	3,769	36	106
EDGEFIELD COUNTY											
Edgefield	166	163	6	89	68	3	0	0	163	3	6
Johnston	591	588	25	325	203	38	0	294	294	33	36
Trenton	100	100	4	91	5	0	0	0	100	0	0
TOTALS.....	857	851	35	505	276	41	0	294	557	36	42
FAIRFIELD COUNTY											
Ridgeway	143	143	0	139	2	2	0	89	54	0	0
Winnsboro	1,111	1,136	28	481	465	137	3	223	910	48	23
TOTALS.....	1,254	1,279	28	620	467	139	3	312	964	48	23

SOUTH CAROLINA COURT ADMINISTRATION
MUNICIPAL COURT CASELOAD REPORT
JANUARY 1, 1986 - DECEMBER 31, 1986

MUNICIPALITY/ COUNTY TOTALS	TOTAL CASES FILED	TOTAL CASES DISPOSED	TYPES OF FILINGS				TYPES OF DISPOSITIONS			PENDING FIRST OF YEAR	PENDING END OF YEAR
			DUI FIRST	OTHER TRAFFIC	NON- TRAFFIC	MUNIC. ORDIN.	JURY	NON- JURY	FORFEITURE OR PLEA		
FLORENCE COUNTY											
Coward	962	963	1	0	961	0	1	131	831	1	0
Florence	6,964	6,988	257	4,631	1,839	237	69	1,517	5,402	112	88
Johnsonville	527	528	27	362	126	12	13	4	511	8	7
Lake City	795	779	40	372	216	167	14	86	679	26	42
Olanta	92	92	1	80	11	0	0	3	89	0	0
Pamplico	313	313	18	129	25	141	2	105	206	0	0
Scranton	509	505	3	506	0	0	0	66	439	0	4
Timmonsville	293	289	8	134	20	131	0	0	289	6	10
TOTALS.....	10,455	10,457	355	6,214	3,198	688	99	1,912	8,446	153	151
GEORGETOWN COUNTY											
Andrews	1,402	1,401	37	314	217	834	13	5	1,383	5	6
Georgetown	2,877	2,881	69	2,341	379	88	15	1,148	1,718	80	76
TOTALS.....	4,279	4,282	106	2,655	596	922	28	1,153	3,101	85	82
GREENVILLE COUNTY											
Fountain Inn	361	357	34	212	0	115	14	116	227	4	8
Greenville	25,544	25,581	0	0	0	25,544	520	14,369	10,692	102	65
Greer	3,193	3,193	136	2,479	395	183	20	1,501	1,672	27	27
Mauldin	2,389	2,389	87	1,929	74	299	44	285	2,060	0	0
Simpsonville	1,127	1,124	53	771	61	242	18	286	820	15	18
Travelers Rest	2,233	2,235	12	1,963	166	92	11	0	2,224	4	2
TOTALS.....	34,847	34,879	322	7,354	696	26,475	627	16,557	17,695	152	120

SOUTH CAROLINA COURT ADMINISTRATION
MUNICIPAL COURT CASELOAD REPORT
JANUARY 1, 1986 - DECEMBER 31, 1986

MUNICIPALITY/ COUNTY TOTALS	TOTAL CASES FILED	TOTAL CASES DISPOSED	TYPES OF FILINGS				TYPES OF DISPOSITIONS			PENDING FIRST OF YEAR	PENDING END OF YEAR
			DUI FIRST	OTHER TRAFFIC	NON- TRAFFIC	MUNIC. ORDIN.	NON- JURY	FORFEITURE OR PLEA	JURY		
GREENWOOD COUNTY											
Greenwood	5,299	5,150	116	2,778	1,870	535	2	163	4,985	46	195
Ninety-six	254	254	19	160	39	36	4	76	174	0	0
Ware Shoals	256	233	9	111	52	84	2	6	225	6	29
TOTALS.....	5,809	5,637	144	3,049	1,961	655	8	245	5,384	52	224
HAMPTON COUNTY											
Brunson	106	106	2	89	3	12	1	9	96	0	0
Estill	282	282	6	190	22	64	0	0	282	0	0
Gifford	0	0	0	0	0	0	0	0	0	0	0
Hampton	1,079	1,086	89	466	159	365	23	410	653	10	3
Varnville	321	323	8	206	101	6	0	95	228	4	2
Yemassee	570	574	8	550	6	6	4	185	385	38	34
TOTALS.....	2,358	2,371	113	1,501	291	453	28	699	1,644	52	39
HORRY COUNTY											
Atlantic Beach	224	224	2	160	43	19	0	69	155	0	0
Aynor	690	691	20	320	350	0	4	72	615	7	6
Conway	7,001	6,990	81	4,753	1,289	878	46	2,887	4,057	43	54
Loris	715	715	47	333	228	107	3	22	690	0	0
Myrtle Beach	11,110	11,134	316	1,773	8,986	35	282	1,568	9,284	39	15
N. Myrtle Beach	5,046	5,139	164	2,693	2,121	68	49	798	4,292	201	108
Surfside Beach	798	823	30	636	0	132	1	297	525	29	4
TOTALS.....	25,584	25,716	660	10,668	13,017	1,239	385	5,713	19,618	319	187

SOUTH CAROLINA COURT ADMINISTRATION
MUNICIPAL COURT CASELOAD REPORT
JANUARY 1, 1986 - DECEMBER 31, 1986

MUNICIPALITY/ COUNTY TOTALS	TOTAL CASES FILED	TOTAL CASES DISPOSED	TYPES OF FILINGS				TYPES OF DISPOSITIONS			PENDING FIRST OF YEAR	PENDING END OF YEAR
			DUI FIRST	OTHER TRAFFIC	NON- TRAFFIC	MUNIC. ORDIN.	JURY	NON- JURY	FORFEITURE OR PLEA		
JASPER COUNTY											
Hardeeville	1,929	1,934	46	1,728	38	117	9	120	1,805	5	0
Ridgeland	1,940	1,939	18	1,670	149	103	1	53	1,885	0	1
TOTALS.....	3,869	3,873	64	3,398	187	220	10	173	3,690	5	1
KERSHAW COUNTY											
Bethune	224	224	4	167	53	0	1	6	217	0	0
Camden	3,568	3,561	58	2,305	1,191	14	11	470	3,080	11	18
Elgin	550	564	54	357	139	0	4	62	498	14	0
TOTALS.....	4,342	4,349	116	2,829	1,383	14	16	538	3,795	25	18
LANCASTER COUNTY											
Heath Springs	69	70	0	48	18	3	0	4	66	1	0
Kershaw	377	377	14	176	47	140	0	113	264	0	0
Lancaster	3,473	3,487	184	2,331	870	88	185	1,225	2,077	89	75
TOTALS.....	3,919	3,934	198	2,555	935	231	185	1,342	2,407	90	75
LAURENS COUNTY											
Clinton	1,353	1,335	36	587	288	442	2	141	1,192	14	32
Cross Hill	184	184	4	156	10	14	0	111	73	0	0
Gray Court	172	172	8	123	41	0	5	0	167	0	0
Laurens	2,003	2,004	112	1,047	49	795	25	976	1,003	9	8
TOTALS.....	3,712	3,695	160	1,913	388	1,251	32	1,228	2,435	23	40

SOUTH CAROLINA COURT ADMINISTRATION
MUNICIPAL COURT CASELOAD REPORT
JANUARY 1, 1986 - DECEMBER 31, 1986

MUNICIPALITY/ COUNTY TOTALS	TOTAL CASES FILED	TOTAL CASES DISPOSED	TYPES OF FILINGS				TYPES OF DISPOSITIONS			PENDING FIRST OF YEAR	PENDING END OF YEAR
			DUI FIRST	OTHER TRAFFIC	NON- TRAFFIC	MUNIC. ORDIN.	JURY	NON- JURY	FORFEITURE OR PLEA		
LEE COUNTY											
Bishopville	923	914	23	531	299	70	4	229	681	0	9
Lynchburg	207	197	3	204	0	0	1	194	2	3	13
TOTALS.....	1,130	1,111	26	735	299	70	5	423	683	3	22
LEXINGTON COUNTY											
Batesburg	449	451	22	236	176	15	3	0	448	2	0
Cayce	6,750	6,750	258	5,612	0	880	0	0	6,750	0	0
Chapin	174	170	1	147	26	0	3	0	167	0	4
Gaston	190	190	18	169	3	0	0	74	116	0	0
Irmo	897	901	32	790	57	18	3	162	736	8	4
Leesville	287	287	3	229	47	8	0	118	169	0	0
Lexington	1,258	1,247	50	1,065	0	143	6	410	831	18	29
Pine Ridge	359	378	3	353	3	0	0	116	262	20	1
South Congaree	436	436	10	359	67	0	3	0	433	3	3
Springdale	1,139	1,078	25	980	91	43	1	406	671	65	126
Swansea	351	352	7	233	0	111	0	169	183	3	2
West Columbia	3,556	3,416	89	2,524	882	61	11	857	2,548	289	429
TOTALS.....	15,846	15,656	518	12,697	1,352	1,279	30	2,312	13,314	408	598
MARION COUNTY											
Marion	1,748	1,779	102	877	768	1	5	998	776	96	65
Mullins	1,369	1,369	51	728	590	0	1	0	1,368	4	4
Nichols	982	982	16	934	32	0	2	0	980	0	0
Sellers	9	9	0	6	0	3	0	0	9	0	0
TOTALS.....	4,108	4,139	169	2,545	1,390	4	8	998	3,133	100	69

SOUTH CAROLINA COURT ADMINISTRATION
MUNICIPAL COURT CASELOAD REPORT
JANUARY 1, 1986 - DECEMBER 31, 1986

MUNICIPALITY/ COUNTY TOTALS	TOTAL CASES FILED	TOTAL CASES DISPOSED	TYPES OF FILINGS				TYPES OF DISPOSITIONS			PENDING FIRST OF YEAR	PENDING END OF YEAR
			DUI FIRST	OTHER TRAFFIC	NON- TRAFFIC	MUNIC. ORDIN.	JURY	NON- JURY	FORFEITURE OR PLEA		
MARLBORO COUNTY											
Bennettsville	764	800	17	212	535	0	0	0	800	47	11
Clio	225	225	8	124	70	23	0	0	225	0	0
McColl	752	752	30	364	358	0	21	251	480	0	0
TOTALS.....	1,741	1,777	55	700	963	23	21	251	1,505	47	11
MCCORMICK COUNTY											
McCormick	212	204	14	84	60	54	0	11	193	4	12
TOTALS.....	212	204	14	84	60	54	0	11	193	4	12
NEWBERRY COUNTY											
Newberry	2,556	2,670	125	1,404	187	840	1	920	1,749	241	127
Pomeria	13	13	1	9	3	0	1	5	7	0	0
Prosperity	668	636	25	336	86	221	0	4	632	4	36
Whitmire	297	292	15	157	2	123	0	0	292	8	13
TOTALS.....	3,534	3,611	166	1,906	278	1,184	2	929	2,680	253	176
OCONEE COUNTY											
Salem	38	39	1	31	5	1	0	0	39	1	0
Seneca	791	786	39	466	269	17	5	37	744	1	6
Walhalla	906	911	49	774	77	6	0	0	911	53	48
Westminster	784	785	24	535	109	116	1	65	719	1	0
West Union	59	59	1	43	15	0	2	0	57	0	0
TOTALS.....	2,578	2,580	114	1,849	475	140	8	102	2,470	56	54

SOUTH CAROLINA COURT ADMINISTRATION
MUNICIPAL COURT CASELOAD REPORT
JANUARY 1, 1986 - DECEMBER 31, 1986

MUNICIPALITY/ COUNTY TOTALS	TOTAL CASES FILED	TOTAL CASES DISPOSED	TYPES OF FILINGS				TYPES OF DISPOSITIONS			PENDING FIRST OF YEAR	PENDING END OF YEAR
			DUI FIRST	OTHER TRAFFIC	NON- TRAFFIC	MUNIC. ORDIN.	JURY	NON- JURY	FORFEITURE OR PLEA		
ORANGEBURG COUNTY											
Bowman	35	34	0	32	3	0	0	15	19	0	1
Branchville	95	95	1	93	1	0	0	0	95	0	0
Elloree	331	317	3	313	3	12	1	139	177	12	26
Eutawville	261	261	15	232	13	1	0	10	251	0	0
Holly Hill	379	379	24	222	132	1	0	0	379	0	0
Neeses	1	1	1	0	0	0	0	1	0	0	0
North	206	206	2	155	48	1	1	70	135	0	0
Norway	190	189	0	157	1	32	0	39	150	0	1
Orangeburg	3,367	3,367	65	2,460	482	360	26	1,025	2,316	13	13
Rowesville	2	2	0	0	2	0	0	0	2	0	0
Santee	190	190	2	147	6	35	0	0	190	0	0
Springfield	55	55	1	40	9	5	0	0	55	2	2
Vance	307	305	0	303	4	0	2	162	141	0	2
TOTALS.....	5,419	5,401	114	4,154	704	447	30	1,461	3,910	27	45
PICKENS COUNTY											
Central	237	237	7	168	61	1	2	107	128	1	1
Clemson	2,038	2,035	44	1,593	325	76	5	153	1,877	24	27
Clemson University	714	718	34	524	156	0	2	288	428	4	0
Easley	2,820	2,786	241	1,444	1,089	46	56	311	2,419	61	95
Liberty	378	384	22	252	68	36	2	107	275	44	38
Pickens	1,736	1,738	52	1,221	223	240	2	102	1,634	11	9
TOTALS.....	7,923	7,898	400	5,202	1,922	399	69	1,068	6,761	145	170

SOUTH CAROLINA COURT ADMINISTRATION
MUNICIPAL COURT CASELOAD REPORT
JANUARY 1, 1986 - DECEMBER 31, 1986

MUNICIPALITY/ COUNTY TOTALS	TOTAL CASES FILED	TOTAL CASES DISPOSED	TYPES OF FILINGS				TYPES OF DISPOSITIONS			PENDING FIRST OF YEAR	PENDING END OF YEAR
			DUI FIRST	OTHER TRAFFIC	NON- TRAFFIC	MUNIC. ORDIN.	JURY	NON- JURY	FORFEITURE OR PLEA		
RICHLAND COUNTY											
Arcadia Lakes	0	0	0	0	0	0	0	0	0	0	0
Blythewood	0	0	0	0	0	0	0	0	0	0	0
Columbia	36,397	36,904	607	27,539	1,329	6,922	17	22,002	14,885	1,356	849
Eastover	237	237	0	80	157	0	0	237	0	0	0
Forest Acres	2,309	2,289	115	2,007	113	74	80	180	2,029	19	39
TOTALS.....	38,943	39,430	722	29,626	1,599	6,996	97	22,419	16,914	1,375	888
SALUDA COUNTY											
Ridge Spring	108	108	2	67	38	1	0	19	89	0	0
Saluda	578	577	32	355	185	6	0	153	424	0	1
TOTALS.....	686	685	34	422	223	7	0	172	513	0	1
SPARTANBURG COUNTY											
Campobello	220	220	15	158	47	0	0	19	201	1	1
Chesnee	1,074	1,052	150	849	7	68	0	0	1,052	50	72
Cowpens	712	717	19	636	57	0	14	218	485	9	4
Duncan	86	86	2	81	3	0	0	7	79	0	0
Inman	195	195	14	112	13	56	0	0	195	0	0
Landrum	673	675	42	505	126	0	1	56	618	5	3
Lyman	371	369	18	310	42	1	2	0	367	0	2
Pacolet	257	271	6	224	27	0	5	80	186	18	4
Spartanburg	16,371	16,367	259	11,807	1,175	3,130	50	2,567	13,750	39	43
Wellford	1,612	1,612	61	1,334	217	0	2	0	1,610	1	1
Woodruff	1,464	1,476	98	810	458	98	9	0	1,467	21	9
TOTALS.....	23,035	23,040	684	16,826	2,172	3,353	83	2,947	20,010	144	139

SOUTH CAROLINA COURT ADMINISTRATION
MUNICIPAL COURT CASELOAD REPORT
JANUARY 1, 1986 - DECEMBER 31, 1986

MUNICIPALITY/ COUNTY TOTALS	TOTAL CASES FILED	TOTAL CASES DISPOSED	TYPES OF FILINGS				TYPES OF DISPOSITIONS				PENDING FIRST OF YEAR	PENDING END OF YEAR
			DUI FIRST	OTHER TRAFFIC	NON- TRAFFIC	MUNIC. ORDIN.	JURY	NON- JURY	FORFEITURE OR PLEA			
SUMTER COUNTY												
Pinewood	202	202	0	178	23	1	1	104	97	0	0	
Sumter	4,543	4,497	124	3,100	418	901	156	954	3,387	21	67	
TOTALS.....	4,745	4,699	124	3,278	441	902	157	1,058	3,484	21	67	
UNION COUNTY												
Carlisle	568	561	2	566	0	0	0	103	458	42	49	
Jonesville	103	103	7	39	35	22	3	6	94	0	0	
Union	2,191	2,211	97	1,032	14	1,048	44	104	2,063	84	64	
TOTALS.....	2,862	2,875	106	1,637	49	1,070	47	213	2,615	126	113	
WILLIAMSBURG COUNTY												
Greeleyville	4	4	0	4	0	0	0	0	4	0	0	
Hemingway	478	462	28	349	101	0	0	206	256	0	16	
Kingstree	1,199	1,320	92	771	333	3	4	611	705	181	60	
Lane	20	12	3	12	5	0	1	1	10	0	8	
TOTALS.....	1,701	1,798	123	1,136	439	3	5	818	975	181	84	
YORK COUNTY												
Clover	592	593	35	199	241	117	0	0	593	1	0	
Fort Mill	694	718	44	337	223	90	5	285	428	35	11	
Rock Hill	9,016	8,964	295	4,665	3,291	765	24	3,734	5,206	148	200	
Tega Cay	262	262	2	179	26	55	5	105	152	5	5	
York	1,697	1,617	121	1,012	537	27	22	464	1,131	4	84	
TOTALS.....	12,261	12,154	497	6,392	4,318	1,054	56	4,588	7,510	193	300	

1986 ANNUAL JUDICIAL SURVEY

Each year the offices of the Clerks of Court, Probate Courts, Masters-In-Equity, Public Defenders, Magistrates and Municipal Courts are required to provide South Carolina Court Administration a survey response describing the personnel and operating costs and the revenues collected by each office. For 1986, the costs for operating each office are taken from the amounts appropriated by the counties for each office for fiscal year 1986-87. The revenues collected reflect the amounts actually collected during fiscal year 1985-1986. The survey was taken during October, 1986.

For each type of office, a chart and graph illustrates the annual increases in costs and revenues for the four fiscal years from 1982-83 through 1986-87. The county-by-county tabulation of the surveys of each office follows. Within that tabulation, a statewide ranking is provided based on the number of full time employees, total budget and, where applicable, total revenues collected. Whenever two or more counties share a ranking, the rankings are then calculated alphabetically. For example, both the Aiken and Horry Clerks' offices have 20 full time employees; Aiken is ranked 5th and Horry is ranked 6th.

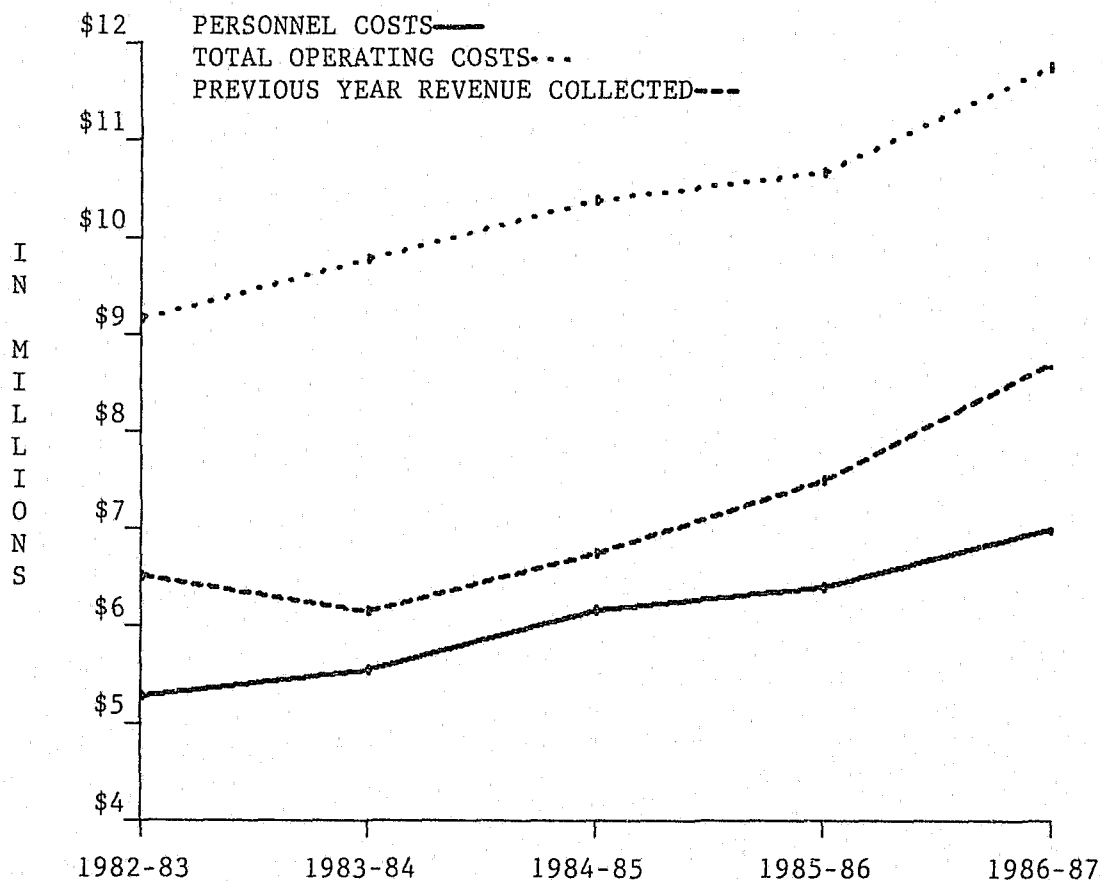
Many other costs involved in the operation of the judicial system are provided for in the State Appropriations Act and are not included in this survey.

1986 JUDICIAL SURVEY STATEWIDE TOTALS

OFFICE	NUMBER OF EMPLOYEES			BUDGETED COST--FY 86-87				REVENUE COLLECTED FY 85-86
	PART TIME	FULL TIME	TOTAL	PERSONNEL COST	OPERATING COST	JUROR WITNESS COST	TOTAL COST	
Clerks of Court	6	437	443	\$6,978,325	\$1,734,210	\$3,012,318	\$11,724,853	\$8,683,296
Probate Courts	13	209	222	\$4,305,022	\$665,722	N/A	\$4,970,744	\$2,468,779
Masters-In-Equity	17	29	46	\$1,008,060	\$74,046	N/A	\$1,082,106	\$434,848
Public Defenders	68	82	150	\$3,085,517	\$508,278	N/A	\$3,593,795	N/A
Magistrates	335	391	726	\$9,627,982	\$1,464,492	\$444,991	\$11,537,465	\$24,925,635
Municipal Courts	284	135	419	\$3,440,139	\$1,005,707	\$158,300	\$4,604,146	\$15,861,900
TOTAL	723	1,283	2,006	\$28,445,045	\$5,452,455	\$3,615,609	\$37,513,109	\$52,374,458

CLERKS OF COURT
SUMMARY OF JUDICIAL SURVEYS

Fiscal Year	Personnel	Operating Costs Other	Total	Previous Year Revenue Collected
1982-83	5,266,532	3,875,980	9,142,512	6,499,472
1983-84	5,527,761	4,236,834	9,764,595	6,134,595
1984-85	6,157,049	4,216,092	10,373,141	6,726,687
1985-86	6,375,768	4,279,381	10,655,148	7,480,008
1986-87	6,978,325	4,746,528	11,724,853	8,683,296



1986 JUDICIAL SURVEY: CLERKS OF COURT

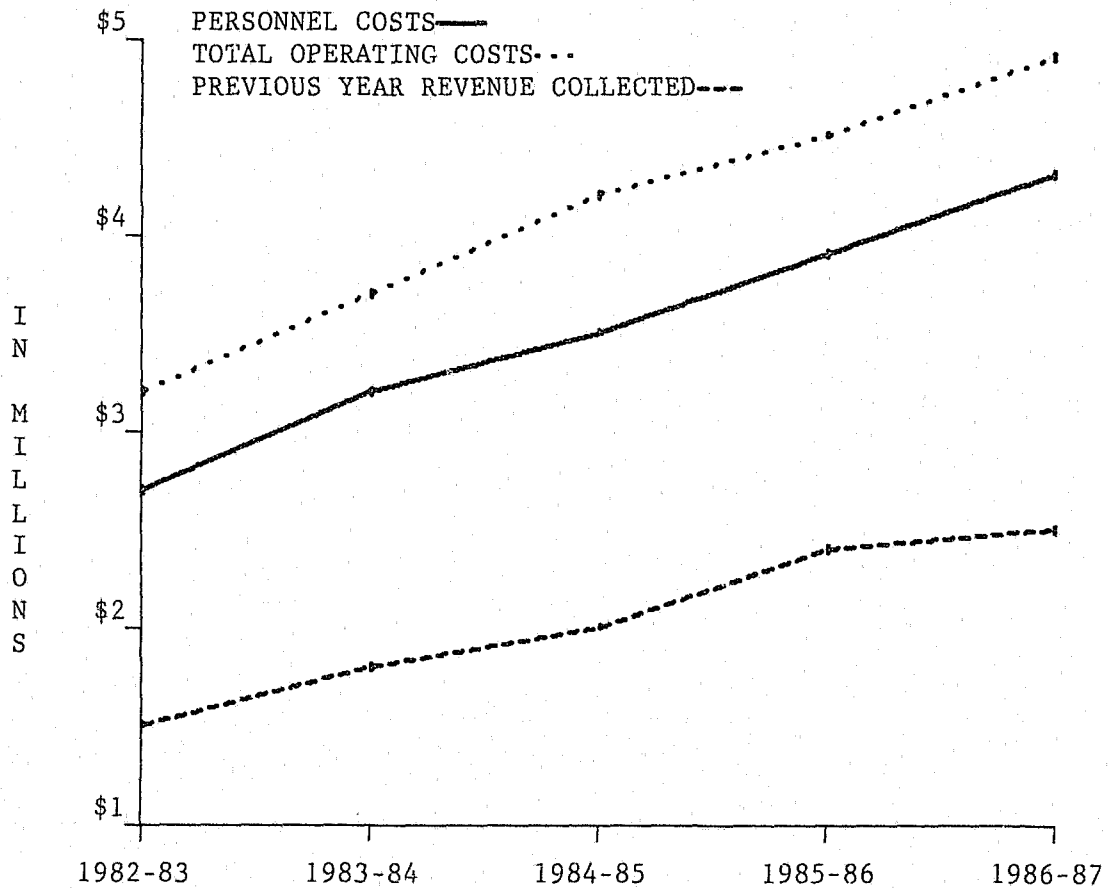
COUNTY	NUMBER OF EMPLOYEES			BUDGETED COST--FY 86-87						REVENUE		
	PART TIME	FULL TIME	TOTAL	FULL TIME RANK	OFFICE-HOLDER SALARY	PERSONNEL COST	OPERATING COST	JUROR WITNESS COST	TOTAL COST	RANK	COLLECTED FY 85-86	RANK
Abbeville	0	4	4	29	\$23,498	\$63,780	\$4,005	\$11,000	\$78,785	38	\$35,080	39
Aiken	0	20	20	5	\$38,560	\$331,886	\$50,114	\$45,000	\$427,000	7	\$430,867	5
Allendale	0	2	2	42	\$17,059	\$30,277	\$7,600	\$5,875	\$43,752	46	\$20,000	45
Anderson	0	12	12	12	\$30,343	\$172,541	\$47,500	\$125,000	\$345,041	12	\$330,211	9
Bamberg	0	2	2	43	\$28,951	\$44,819	\$5,850	\$12,000	\$62,669	43	\$23,496	43
Barnwell	0	4	4	30	\$24,874	\$56,349	\$1,700	\$6,815	\$64,864	42	\$107,364	23
Beaufort	0	9	9	14	\$46,229	\$174,674	\$34,673	\$129,700	\$339,047	13	\$177,220	16
Berkeley	0	14	14	9	\$35,815	\$232,109	\$91,100	\$48,900	\$372,109	9	\$224,219	12
Calhoun	0	2	2	44	\$21,000	\$31,128	\$7,800	\$14,000	\$52,928	45	\$24,847	42
Charleston	0	36	36	3	\$59,795	\$544,882	\$78,345	\$200,000	\$823,227	2	\$749,222	2
Cherokee	0	3	3	35	\$26,977	\$56,837	\$15,745	\$70,000	\$142,582	23	\$42,541	34
Chester	0	4	4	31	\$23,675	\$65,577	\$35,000	\$40,000	\$140,577	24	\$142,809	20
Chesterfield	1	2	3	45	\$29,532	\$68,806	\$7,500	\$33,000	\$109,306	31	\$98,178	25
Clarendon	0	4	4	32	\$31,049	\$75,495	\$38,285	\$20,000	\$133,780	25	\$38,687	37
Colleton	0	7	7	19	\$26,520	\$89,687	\$30,418	\$23,000	\$143,105	22	\$126,478	22
Darlington	1	9	10	15	\$32,061	\$96,794	\$35,992	\$120,000	\$252,786	16	\$186,096	14
Dillon	0	6	6	20	\$26,005	\$77,757	\$18,475	\$12,386	\$108,618	32	\$14,095	46
Dorchester	0	8	8	16	\$30,940	\$105,821	\$43,890	\$50,000	\$199,711	18	\$143,017	19
Edgefield	0	3	3	36	\$27,028	\$51,235	\$8,000	\$14,100	\$73,335	40	\$37,164	38
Fairfield	0	3	3	37	\$30,767	\$57,868	\$23,189	\$17,500	\$98,557	34	\$163,491	17
Florence	0	13	13	11	\$45,987	\$246,937	\$37,956	\$110,000	\$394,893	8	\$365,545	7
Georgetown	0	8	8	17	\$39,066	\$144,107	\$45,997	\$70,000	\$260,104	15	\$199,666	13
Greenville	0	38	38	2	\$34,776	\$558,569	\$55,133	\$145,627	\$759,329	4	\$1,131,226	1
Greenwood	0	6	6	21	\$31,935	\$93,198	\$20,408	\$45,000	\$158,606	19	\$154,249	18
Hampton	1	3	4	38	\$21,896	\$54,062	\$7,063	\$34,000	\$95,125	35	\$41,062	35
Horry	0	20	20	6	\$37,834	\$339,153	\$136,448	\$280,000	\$755,601	5	\$330,299	8
Jasper	1	2	3	46	\$22,030	\$41,969	\$2,875	\$25,000	\$69,844	41	\$27,949	41
Kershaw	0	5	5	23	\$35,106	\$85,532	\$5,130	\$27,000	\$117,662	30	\$86,039	26
Lancaster	1	5	6	24	\$34,834	\$108,020	\$90,000	\$42,400	\$240,420	17	\$291,807	10
Laurens	0	5	5	25	\$30,497	\$66,622	\$18,830	\$40,000	\$125,452	27	\$139,473	21
Lee	0	3	3	39	\$28,476	\$54,324	\$15,268	\$12,000	\$81,592	37	\$68,270	29
Lexington	0	17	17	8	\$29,000	\$237,008	\$51,420	\$150,000	\$438,428	6	\$60,055	32

1986 JUDICIAL SURVEY: CLERKS OF COURT

COUNTY	NUMBER OF EMPLOYEES			BUDGETED COST--FY 86-87					REVENUE			
	PART TIME	FULL TIME	TOTAL	FULL TIME RANK	OFFICE-HOLDER SALARY	PERSONNEL COST	OPERATING COST	JUROR WITNESS COST	TOTAL COST	RANK	COLLECTED FY 85-86	RANK
Marion	0	6	6	22	\$29,756	\$86,864	\$9,500	\$24,178	\$120,542	29	\$46,038	33
Marlboro	0	5	5	26	\$30,080	\$83,255	\$6,500	\$44,000	\$133,755	26	\$65,189	30
McCormick	0	3	3	40	\$22,061	\$42,493	\$2,250	\$12,000	\$56,743	44	\$39,412	36
Newberry	0	5	5	27	\$20,991	\$65,085	\$13,232	\$46,837	\$125,154	28	\$73,365	27
Oconee	1	5	6	28	\$31,365	\$103,497	\$17,692	\$35,000	\$156,189	20	\$105,528	24
Orangeburg	0	11	11	13	\$33,734	\$169,001	\$17,728	\$104,500	\$291,229	14	\$70,951	28
Pickens	0	8	8	18	\$28,559	\$89,484	\$25,043	\$38,000	\$152,527	21	\$179,718	15
Richland	0	43	43	1	\$47,677	\$734,559	\$426,203	\$255,000	\$1,415,762	1	\$562,039	4
Saluda	0	4	4	33	\$18,118	\$52,072	\$3,772	\$17,500	\$73,344	39	\$30,271	40
Spartanburg	0	28	28	4	\$51,664	\$509,981	\$63,444	\$190,000	\$763,425	3	\$736,854	3
Sumter	0	19	19	7	\$37,859	\$294,780	\$17,628	\$50,000	\$362,408	11	\$291,176	11
Union	0	4	4	34	\$21,061	\$54,117	\$4,320	\$35,000	\$93,437	36	\$64,269	31
Williamsburg	0	3	3	41	\$24,599	\$49,540	\$15,201	\$35,000	\$99,741	33	\$21,756	44
York	0	14	14	10	\$31,283	\$185,774	\$39,988	\$146,000	\$371,762	10	\$386,008	6
STATEWIDE TOTAL	6	437	443			\$6,978,325	\$1,734,210	\$3,012,318	\$11,724,853		\$8,683,296	

PROBATE COURTS
SUMMARY OF JUDICIAL SURVEYS

Fiscal Year	Personnel	Operating Costs Other	Total	Previous Year Revenue Collected
1982-83	2,748,629	454,475	3,203,104	1,587,206
1983-84	3,195,855	564,857	3,740,116	1,850,060
1984-85	3,584,742	615,512	4,200,254	2,077,367
1985-86	3,917,597	628,570	4,546,168	2,439,486
1986-87	4,305,022	665,722	4,970,744	2,468,779



1986 JUDICIAL SURVEY: PROBATE COURTS

COUNTY	NUMBER OF EMPLOYEES				BUDGETED COST--FY 86-87				REVENUE		
	PART TIME	FULL TIME	TOTAL	FULL TIME RANK	OFFICE-HOLDER SALARY	PERSONNEL COST	OPERATING COST	TOTAL COST	RANK	COLLECTED FY 85-86	RANK
Abbeville	0	3	3	27	\$23,498	\$50,353	\$6,000	\$56,353	30	\$12,589	39
Aiken	0	7	7	6	\$39,386	\$154,111	\$25,804	\$179,915	6	\$104,218	8
Allendale	0	2	2	34	\$19,717	\$35,679	\$1,450	\$37,129	43	\$10,085	42
Anderson	1	5	6	11	\$37,078	\$113,150	\$8,550	\$121,700	12	\$73,574	11
Bamberg	0	2	2	35	\$28,951	\$40,001	\$4,575	\$44,576	38	\$8,967	44
Barnwell	1	2	3	36	\$20,657	\$36,170	\$1,070	\$37,240	42	\$13,586	35
Beaufort	1	8	9	5	\$33,974	\$171,760	\$21,443	\$193,203	5	\$83,500	10
Berkeley	0	7	7	7	\$40,592	\$138,300	\$34,175	\$172,475	7	\$40,609	16
Calhoun	0	2	2	37	\$21,000	\$30,797	\$2,350	\$33,147	45	\$17,388	33
Charleston	2	15	17	1	\$86,089	\$400,340	\$78,025	\$478,365	1	\$264,778	2
Cherokee	0	4	4	17	\$28,552	\$75,445	\$9,210	\$84,655	20	\$20,970	27
Chester	0	3	3	28	\$27,794	\$61,473	\$9,000	\$70,473	25	\$12,747	38
Chesterfield	0	4	4	18	\$27,996	\$68,332	\$13,000	\$81,332	23	\$24,016	26
Clarendon	0	2	2	38	\$28,105	\$41,499	\$8,663	\$50,162	33	\$14,096	34
Colleton	1	2	3	39	\$33,177	\$61,132	\$13,351	\$74,483	24	\$18,562	30
Darlington	0	4	4	19	\$39,645	\$79,901	\$21,345	\$101,246	15	\$36,929	17
Dillon	0	4	4	20	\$15,884	\$49,599	\$3,000	\$52,599	31	\$112,582	6
Dorchester	0	4	4	21	\$32,988	\$60,559	\$8,220	\$68,779	27	\$34,016	21
Edgefield	1	2	3	40	\$19,170	\$36,262	\$13,110	\$49,372	35	\$8,503	45
Fairfield	1	2	3	41	\$27,617	\$47,918	\$2,900	\$50,818	32	\$13,248	36
Florence	0	7	7	8	\$43,769	\$155,303	\$11,162	\$166,465	8	\$59,529	13
Georgetown	0	4	4	22	\$39,031	\$92,665	\$6,625	\$99,290	16	\$26,483	25
Greenville	0	11	11	4	\$57,208	\$229,786	\$39,743	\$269,529	4	\$161,389	3
Greenwood	1	5	6	12	\$33,442	\$96,908	\$6,450	\$103,358	14	\$34,865	19
Hampton	1	1	2	46	\$20,873	\$27,329	\$4,500	\$31,829	46	\$12,587	40
Horry	0	7	7	9	\$32,282	\$118,686	\$34,463	\$153,149	10	\$113,064	5
Jasper	0	3	3	29	\$18,092	\$34,286	\$7,780	\$42,066	39	\$19,214	29
Kershaw	0	5	5	13	\$35,174	\$93,328	\$5,305	\$98,633	17	\$27,887	22
Lancaster	0	3	3	30	\$23,208	\$61,727	\$7,270	\$68,997	26	\$27,149	24
Laurens	1	5	6	14	\$27,802	\$80,617	\$14,400	\$95,017	18	\$36,924	18
Lee	0	2	2	42	\$25,345	\$36,820	\$1,672	\$38,492	40	\$9,765	43
Lexington	1	6	7	10	\$39,629	\$127,056	\$25,000	\$152,056	11	\$101,162	9

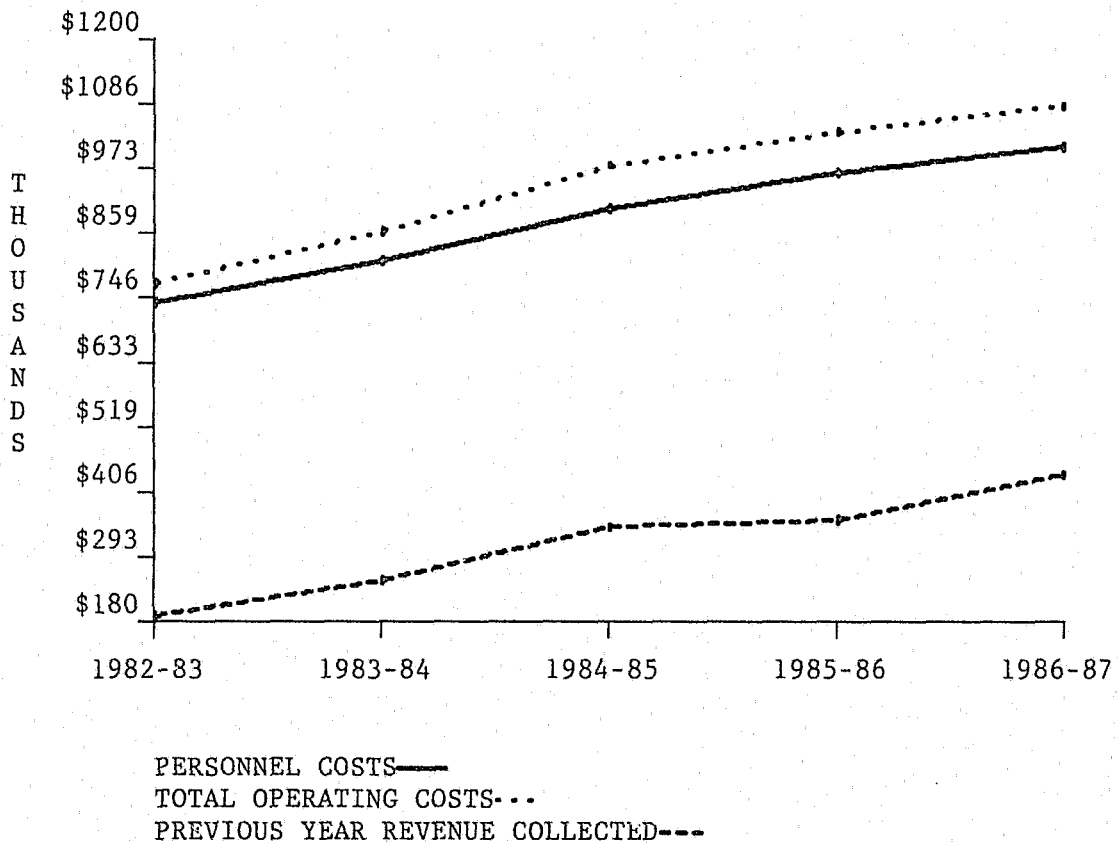
1986 JUDICIAL SURVEY: PROBATE COURTS

COUNTY	NUMBER OF EMPLOYEES			BUDGETED COST--FY 86-87					REVENUE		
	PART TIME	FULL TIME	TOTAL	FULL TIME RANK	OFFICE-HOLDER SALARY	PERSONNEL COST	OPERATING COST	TOTAL COST	RANK	COLLECTED FY 85-86	RANK
Marion	0	2	2	43	\$29,756	\$46,185	\$3,500	\$49,685	34	\$17,922	31
Marlboro	0	2	2	44	\$25,120	\$36,296	\$2,150	\$38,446	41	\$17,760	32
McCormick	0	2	2	45	\$21,686	\$31,628	\$2,000	\$33,628	44	\$2,853	46
Newberry	0	3	3	31	\$20,350	\$40,560	\$6,153	\$46,713	37	\$20,942	28
Oconee	0	4	4	23	\$27,678	\$75,016	\$8,377	\$83,393	22	\$34,523	20
Orangeburg	0	5	5	15	\$46,663	\$109,380	\$12,249	\$121,629	13	\$61,482	12
Pickens	0	4	4	24	\$33,096	\$78,158	\$11,336	\$89,494	19	\$41,164	15
Richland	1	12	13	3	\$61,578	\$352,962	\$80,219	\$433,181	2	\$381,829	1
Saluda	0	3	3	32	\$19,065	\$43,457	\$5,186	\$48,643	36	\$11,353	41
Spartanburg	0	13	13	2	\$54,744	\$274,476	\$22,014	\$296,490	3	\$120,078	4
Sumter	0	4	4	25	\$34,483	\$75,364	\$8,950	\$84,314	21	\$52,827	14
Union	0	4	4	26	\$22,424	\$56,403	\$4,300	\$60,703	29	\$13,236	37
Williamsburg	0	3	3	33	\$24,599	\$48,209	\$16,892	\$65,101	28	\$27,829	23
York	0	5	5	16	\$49,590	\$129,636	\$32,785	\$162,421	9	\$110,000	7
STATEWIDE TOTAL	13	209	222			\$4,305,022	\$665,722	\$4,970,744		\$2,468,779	

168

MASTERS-IN-EQUITY
SUMMARY OF JUDICIAL SURVEYS

Fiscal Year	Operating Costs		Total	Previous Year Revenue Collected
	Personnel	Other		
1982-83	732,716	37,264	769,980	189,055
1983-84	809,131	50,610	859,741	251,810
1984-85	898,545	73,329	971,874	344,481
1985-86	961,874	70,045	1,031,919	357,211
1986-87	1,008,060	74,046	1,082,106	434,848



1986 JUDICIAL SURVEY: MASTERS IN EQUITY

COUNTY	NUMBER OF EMPLOYEES				BUDGETED COST--FY 86-87				REVENUE		
	PART TIME	FULL TIME	TOTAL	FULL TIME RANK	OFFICE-HOLDER SALARY	PERSONNEL COST	OPERATING COST	TOTAL COST	RANK	COLLECTED FY 85-86	RANK
Abbeville	1	0	1	10	\$3,000	\$3,000	\$0	\$3,000	19	\$1,898	17
Aiken	1	1	2	8	\$28,314	\$47,519	\$3,744	\$51,263	8	\$26,904	6
Allendale	1	0	1	11	\$5,715	\$5,715	\$0	\$5,715	16	\$5,715	13
Anderson	0	3	3	5	\$53,911	\$83,541	\$2,259	\$85,800	5	\$17,034	8
Berkeley	1	0	1	12	\$40,685	\$40,685	\$7,349	\$48,034	9	\$18,043	7
Calhoun	1	0	1	13	\$3,815	\$3,815	\$0	\$3,815	18	\$3,500	14
Charleston	0	5	5	2	\$84,512	\$161,063	\$18,020	\$179,083	2	\$65,203	2
Colleton	3	0	3	14	\$8,294	\$9,498	\$4,000	\$13,498	12	\$7,525	11
Dillon	1	0	1	15	\$7,101	\$7,101	\$0	\$7,101	14	\$7,101	12
Dorchester	2	0	2	16	\$20,947	\$25,610	\$0	\$25,610	10	\$2,686	16
Edgefield	1	0	1	17	\$900	\$900	\$0	\$900	20	\$900	19
Greenville	0	4	4	4	\$74,311	\$135,467	\$4,638	\$140,105	4	\$59,544	3
Horry	1	1	2	9	\$31,819	\$49,602	\$1,834	\$51,436	7	\$54,990	4
Kershaw	1	0	1	18	\$10,712	\$10,712	\$0	\$10,712	13	\$5,614	14
Lee	1	0	1	19	\$5,000	\$5,000	\$1,000	\$6,000	15	\$1,000	18
Oconee (1)											
Orangeburg	0	2	2	6	\$44,740	\$65,230	\$2,225	\$67,455	6	\$11,203	9
Richland	1	6	7	1	\$75,502	\$194,525	\$20,717	\$215,242	1	\$92,260	1
Saluda	1	0	1	20	\$3,609	\$3,609	\$480	\$4,089	17	\$866	20
Spartanburg	0	5	5	3	\$55,253	\$137,448	\$4,500	\$141,948	3	\$43,748	5
Sumter	0	2	2	7	\$10,740	\$18,020	\$3,280	\$21,300	11	\$9,114	10
STATEWIDE TOTAL	17	29	46			\$1,008,060	\$74,046	\$1,082,106		\$434,848	

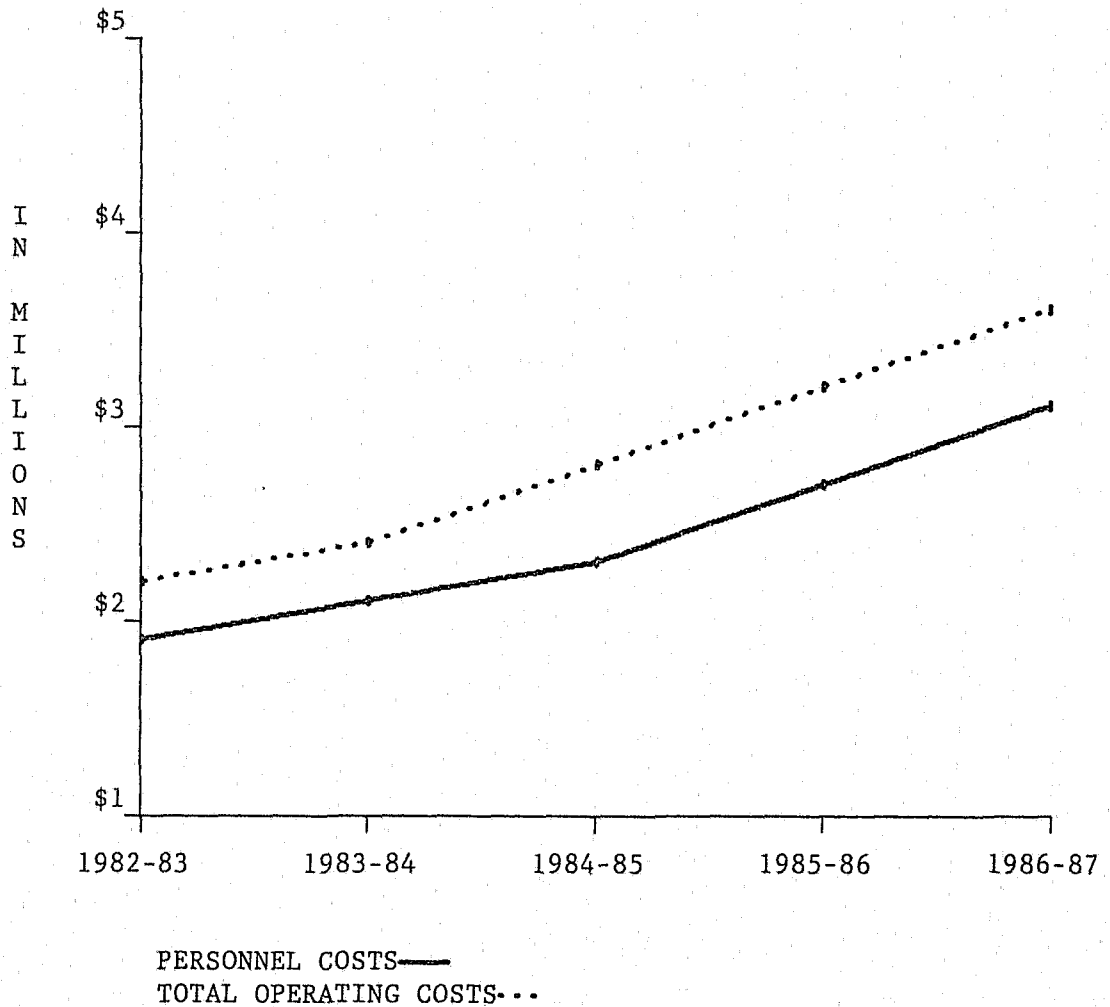
(1) Anderson and Oconee share a Master In Equity office.

NOTE: The following counties do not have Masters In Equity:

Bamberg	Barnwell	Beaufort	Cherokee	Chester
Chesterfield	Clarendon	Darlington	Fairfield	Florence
Georgetown	Greenwood	Hampton	Jasper	Lancaster
Laurens	Lexington	Marion	Marlboro	McCormick
Newberry	Pickens	Union	Williamsburg	York

PUBLIC DEFENDERS
SUMMARY OF JUDICIAL SURVEYS

Fiscal Year	Personnel	Operating Other Costs	Total
1982-83	1,954,657	280,857	2,235,514
1983-84	2,153,155	334,093	2,487,248
1984-85	2,299,367	530,934	2,830,301
1985-86	2,770,799	456,935	3,227,734
1986-87	3,085,517	508,278	3,593,795



1986 JUDICIAL SURVEY: PUBLIC DEFENDERS

COUNTY	NUMBER OF EMPLOYEES			FULL TIME RANK	OFFICE- HOLDER SALARY	BUDGETED COST--FY 86-87			RANK
	PART TIME	FULL TIME	TOTAL			PERSONNEL COST	OPERATING COST	TOTAL COST	
Abbeville (1)	1	0	1	19	\$43,939	\$43,939	\$1,000	\$44,939	21
Aiken	0	6	6	3	\$26,777	\$108,210	\$35,160	\$143,370	6
Allendale (2)	0	3	3	8	\$20,000	\$45,000	\$13,000	\$58,000	17
Anderson	2	2	4	12	\$53,503	\$99,046	\$9,105	\$108,151	11
Bamberg (3)	1	1	2	15	\$22,500	\$31,860	\$10,076	\$41,936	22
Barnwell (3)									
Beaufort	0	4	4	7	\$42,455	\$113,386	\$11,663	\$125,049	10
Berkeley	1	2	3	13	\$30,000	\$58,000	\$18,286	\$76,286	14
Calhoun	1	0	1	20	\$13,903	\$13,903	\$845	\$14,748	37
Charleston	1	18	19	1	\$46,862	\$456,820	\$55,714	\$512,534	2
Cherokee	1	0	1	21	\$28,880	\$28,880	\$0	\$28,880	30
Chester	1	0	1	22	\$35,000	\$35,000	\$1,339	\$36,339	25
Chesterfield	2	0	2	23	\$11,880	\$23,760	\$0	\$23,760	35
Clarendon	1	0	1	24	\$12,606	\$12,606	\$0	\$12,606	39
Colleton	0	3	3	9	\$27,259	\$57,627	\$6,400	\$64,027	15
Darlington	3	0	3	25	\$15,500	\$44,500	\$7,550	\$52,050	19
Dillon	1	0	1	26	\$35,000	\$35,000	\$0	\$35,000	26
Dorchester	2	0	2	27	\$35,606	\$48,195	\$2,550	\$50,745	20
Edgefield (4)	1	0	1	28	\$29,630	\$29,630	\$0	\$29,630	29
Fairfield*									
Florence	0	5	5	5	\$44,043	\$130,168	\$9,177	\$139,345	7
Georgetown	3	0	3	29	\$22,023	\$62,350	\$750	\$63,100	16
Greenville	2	3	5	10	\$73,243	\$127,058	\$8,200	\$135,258	8
Greenwood (1)									
Hampton (2)									
Horry	0	6	6	4	\$48,733	\$168,101	\$60,462	\$228,563	3
Jasper (2)									
Kershaw	0	1	1	16	\$36,523	\$36,523	\$1,725	\$38,248	23
Lancaster	1	1	2	17	\$8,353	\$20,573	\$9,427	\$30,000	28
Laurens	1	0	1	30	\$26,852	\$26,852	\$0	\$26,852	32
Lee	5	0	5	31	\$3,138	\$15,689	\$0	\$15,689	36
Lexington	3	3	6	11	\$42,000	\$127,257	\$63,749	\$191,006	5

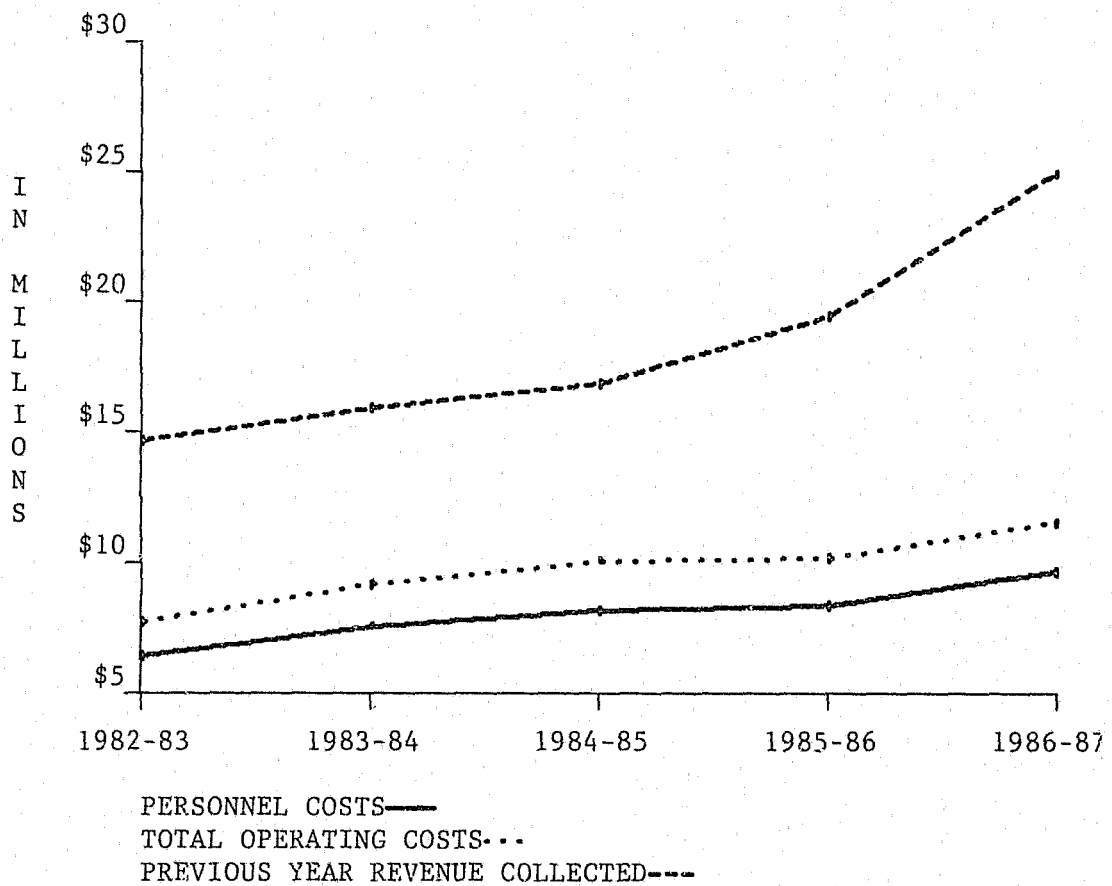
1986 JUDICIAL SURVEY: PUBLIC DEFENDERS

COUNTY	NUMBER OF EMPLOYEES			BUDGETED COST--FY 86-87					RANK
	PART TIME	FULL TIME	TOTAL	FULL TIME RANK	OFFICE-HOLDER SALARY	PERSONNEL COST	OPERATING COST	TOTAL COST	
Marion	2	0	2	32	\$17,406	\$23,577	\$7,452	\$31,029	27
Marlboro	2	0	2	33	\$10,000	\$10,300	\$2,685	\$12,985	38
McCormick (4)									
Newberry	1	0	1	34	\$24,364	\$24,364	\$500	\$24,864	34
Oconee	2	0	2	35	\$31,917	\$49,465	\$3,798	\$53,263	18
Orangeburg	2	1	3	18	\$22,000	\$57,000	\$20,764	\$77,764	13
Pickens	1	0	1	36	\$34,800	\$34,800	\$1,596	\$36,396	24
Richland	10	16	26	2	\$68,641	\$431,817	\$93,915	\$525,732	1
Saluda (4)									
Spartanburg	2	5	7	6	\$45,668	\$200,464	\$25,543	\$226,007	4
Sumter	5	0	5	37	\$25,199	\$95,797	\$2,285	\$98,082	12
Union	1	0	1	38	\$25,000	\$25,000	\$0	\$25,000	33
Williamsburg	2	0	2	39	\$13,948	\$27,896	\$0	\$27,896	31
York	4	2	6	14	\$40,717	\$105,104	\$23,562	\$128,666	9
STATEWIDE TOTAL	68	82	150			\$3,085,517	\$508,278	\$3,593,795	

- (1) Abbeville and Greenwood Counties share a public defender corporation.
- (2) Allendale, Hampton and Jasper Counties share a public defender corporation.
- (3) Bamberg and Barnwell Counties share a public defender corporation.
- (4) Edgefield, McCormick and Saluda Counties share a public defender corporation.
- * Fairfield County did not have a public defender corporation during Fiscal Year 1985-86.

MAGISTRATE COURTS
SUMMARY OF JUDICIAL SURVEYS

Fiscal Year	Operating Costs			Previous Year Revenue Collected
	Personnel	Other	Total	
1982-83	6,455,807	1,296,188	7,751,995	14,597,276
1983-84	7,496,563	1,585,619	9,082,182	15,948,563
1984-85	8,151,414	1,855,889	10,007,303	16,814,333
1985-86	8,253,362	1,865,566	10,118,928	19,416,052
1986-87	9,627,982	1,909,483	11,537,465	24,925,635



1986 JUDICIAL SURVEY: MAGISTRATES

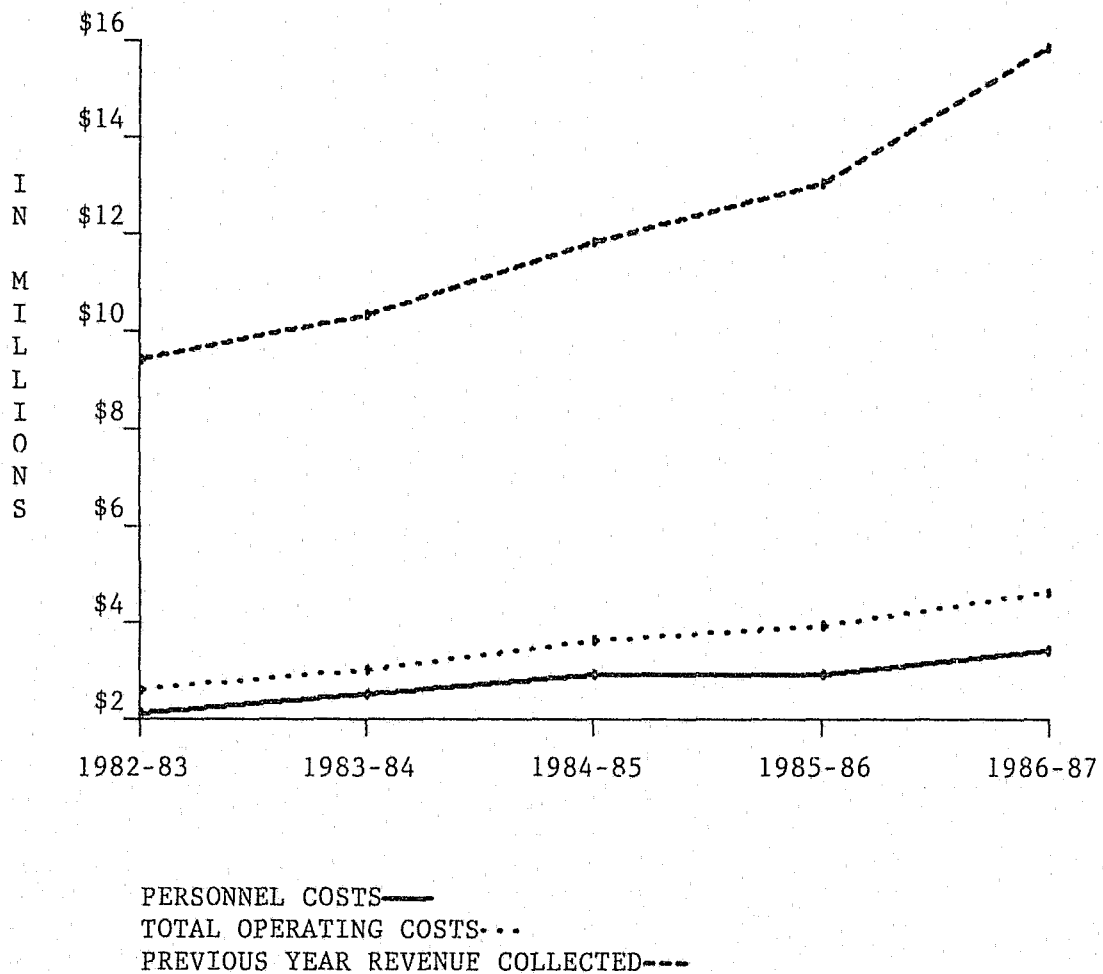
COUNTY	NUMBER OF EMPLOYEES			BUDGETED COST--FY 86-87					REVENUE			
	PART TIME	FULL TIME	TOTAL	FULL TIME RANK	HIGHEST JUDICIAL SALARY	PERSONNEL COST	OPERATING COST	JUROR WITNESS COST	TOTAL COST	RANK	COLLECTED FY 85-86	RANK
Abbeville	4	3	7	27	\$17,138	\$69,657	\$5,000	\$2,400	\$77,057	37	\$141,820	41
Aiken	12	16	28	8	\$27,889	\$322,569	\$33,636	\$12,500	\$368,705	8	\$962,987	8
Allendale	3	2	5	35	\$13,985	\$52,224	\$7,350	\$632	\$60,206	40	\$121,952	42
Anderson	9	10	19	11	\$29,340	\$287,858	\$21,446	\$9,900	\$319,204	10	\$819,321	11
Bamberg	2	2	4	36	\$21,399	\$43,920	\$1,700	\$4,500	\$50,120	43	\$99,005	46
Barnwell	8	1	9	41	\$15,227	\$70,239	\$7,000	\$12,500	\$89,739	35	\$163,255	39
Beaufort	4	6	10	18	\$24,302	\$151,439	\$27,183	\$15,000	\$193,622	16	\$651,474	13
Berkeley	37	6	43	19	\$28,430	\$352,197	\$34,550	\$3,000	\$389,747	7	\$551,453	15
Calhoun	7	1	8	42	\$15,120	\$42,277	\$10,481	\$3,000	\$55,758	42	\$157,099	40
Charleston	19	37	56	2	\$36,416	\$895,055	\$278,402	\$20,000	\$1,193,457	2	\$2,109,967	1
Cherokee	0	6	6	20	\$26,820	\$124,943	\$12,759	\$4,700	\$142,402	25	\$397,308	19
Chester	2	3	5	28	\$16,418	\$64,257	\$4,164	\$3,500	\$71,921	38	\$323,713	30
Chesterfield	10	0	10	46	\$13,131	\$116,419	\$0	\$2,000	\$118,419	28	\$200,573	36
Clarendon	5	3	8	29	\$24,470	\$83,712	\$12,183	\$3,000	\$98,895	30	\$346,409	24
Colleton	4	4	8	24	\$22,143	\$124,679	\$19,930	\$5,000	\$149,609	24	\$414,154	18
Darlington	5	6	11	21	\$32,834	\$145,426	\$5,050	\$6,000	\$156,476	23	\$329,436	28
Dillon	7	1	8	43	\$16,257	\$85,073	\$4,645	\$4,135	\$93,853	32	\$553,532	14
Dorchester	4	11	15	9	\$21,297	\$151,173	\$18,500	\$4,700	\$174,373	21	\$342,585	26
Edgefield	3	1	4	44	\$18,922	\$53,178	\$3,067	\$1,800	\$58,045	41	\$176,782	37
Fairfield	8	3	11	30	\$27,901	\$107,444	\$67,362	\$4,500	\$179,306	20	\$342,677	25
Florence	17	20	37	5	\$42,493	\$543,377	\$76,586	\$30,000	\$649,963	6	\$876,677	10
Georgetown	5	3	8	31	\$29,818	\$145,110	\$32,050	\$12,500	\$189,660	17	\$430,080	17
Greenville	13	32	45	4	\$28,974	\$624,548	\$97,322	\$38,000	\$759,870	5	\$1,104,998	6
Greenwood	3	7	10	16	\$35,870	\$156,468	\$23,189	\$8,000	\$187,657	18	\$474,032	16
Hampton	2	2	4	37	\$13,250	\$35,660	\$2,045	\$1,000	\$38,705	44	\$112,778	43
Horry	0	34	34	3	\$37,623	\$687,150	\$93,753	\$52,885	\$833,788	4	\$1,300,072	4
Jasper	3	3	6	32	\$19,701	\$79,788	\$7,700	\$2,500	\$89,988	34	\$317,559	32
Kershaw	4	5	9	22	\$30,809	\$142,009	\$11,480	\$5,000	\$158,489	22	\$370,972	21
Lancaster	13	9	22	12	\$25,889	\$242,264	\$22,873	\$12,000	\$277,137	12	\$355,660	23
Laurens	5	3	8	33	\$16,995	\$73,775	\$9,800	\$2,000	\$85,575	36	\$376,844	20
Lee	10	2	12	38	\$22,462	\$88,722	\$1,700	\$2,625	\$93,047	33	\$299,638	33
Lexington	2	18	20	7	\$23,500	\$293,275	\$25,200	\$20,000	\$338,475	9	\$1,102,837	7

1986 JUDICIAL SURVEY: MAGISTRATES

COUNTY	NUMBER OF EMPLOYEES			BUDGETED COST--FY 86-87					REVENUE			
	PART TIME	FULL TIME	TOTAL	FULL TIME RANK	HIGHEST JUDICIAL SALARY	PERSONNEL COST	OPERATING COST	JUROR WITNESS COST	TOTAL COST	RANK	COLLECTED FY 85-86	RANK
Marion	5	9	14	13	\$27,057	\$188,561	\$19,300	\$3,394	\$211,255	14	\$367,674	22
Marlboro	3	3	6	34	\$27,905	\$74,794	\$3,200	\$16,000	\$93,994	31	\$321,837	31
McCormick	3	1	4	45	\$8,188	\$24,658	\$2,300	\$720	\$27,078	46	\$108,870	44
Newberry	5	4	9	25	\$30,022	\$96,813	\$35,015	\$2,509	\$134,337	26	\$325,079	29
Oconee	1	5	6	23	\$22,720	\$102,613	\$18,942	\$2,550	\$124,105	27	\$241,866	35
Orangeburg	10	7	17	17	\$22,914	\$176,014	\$28,122	\$3,500	\$207,636	15	\$713,508	12
Pickens	1	8	9	15	\$24,185	\$147,880	\$22,300	\$10,000	\$180,180	19	\$334,260	27
Richland	2	47	49	1	\$50,282	\$974,973	\$198,384	\$50,000	\$1,223,357	1	\$2,065,010	2
Saluda	1	2	3	39	\$18,425	\$33,427	\$1,600	\$400	\$35,427	45	\$99,445	45
Spartanburg	34	19	53	6	\$53,645	\$766,386	\$84,256	\$18,000	\$868,642	3	\$1,596,326	3
Sumter	4	11	15	10	\$33,555	\$203,493	\$13,200	\$10,000	\$226,693	13	\$1,106,105	5
Union	13	2	15	40	\$20,608	\$59,290	\$1,400	\$2,000	\$62,690	39	\$165,211	38
Williamsburg	16	4	20	26	\$20,118	\$87,995	\$23,587	\$6,341	\$117,923	29	\$270,873	34
York	7	9	16	14	\$38,647	\$235,800	\$34,780	\$10,300	\$280,880	11	\$881,922	9
STATEWIDE TOTAL	335	391	726			\$9,627,982	\$1,464,492	\$444,991	\$11,537,465		\$24,925,635	

MUNICIPAL COURTS
SUMMARY OF JUDICIAL SURVEYS

Fiscal Year	Personnel	Operating Costs		Previous Year Revenue Collected
		Other	Total	
1982-83	2,137,181	527,939	2,665,120	9,471,759
1983-84	2,482,894	562,117	3,045,011	10,317,688
1984-85	2,903,990	758,126	3,662,116	11,796,395
1985-86	2,995,891	987,341	3,983,233	13,037,848
1986-87	3,440,139	1,164,007	4,604,146	15,861,900



1986 JUDICIAL SURVEY: MUNICIPAL COURTS

COUNTY	NUMBER OF EMPLOYEES			BUDGETED COST--FY 86-87					REVENUE			
	PART TIME	FULL TIME	TOTAL	FULL TIME RANK	HIGHEST JUDICIAL SALARY	PERSONNEL COST	OPERATING COST	JUROR WITNESS COST	TOTAL COST	RANK	COLLECTED FY 85-86	RANK
Abbeville	3	0	3	33	\$8,252	\$12,903	\$322	\$1,400	\$14,625	39	\$64,177	39
Aiken	12	2	14	13	\$15,924	\$77,217	\$89,217	\$2,620	\$169,054	8	\$668,841	6
Allendale	4	0	4	34	\$6,300	\$9,300	\$18,800	\$1,100	\$29,200	26	\$97,208	32
Anderson	8	3	11	11	\$11,777	\$53,384	\$5,312	\$5,145	\$63,841	18	\$586,184	8
Bamberg	5	1	6	21	\$3,600	\$12,661	\$7,000	\$100	\$19,761	32	\$67,826	37
Barnwell	5	1	6	22	\$7,505	\$22,461	\$1,800	\$0	\$24,261	31	\$122,344	30
Beaufort	5	2	7	14	\$18,200	\$66,760	\$25,828	\$5,392	\$97,980	14	\$396,612	13
Berkeley	12	1	13	23	\$16,204	\$95,950	\$43,798	\$0	\$139,748	10	\$507,930	11
Calhoun	3	0	3	35	\$2,400	\$2,400	\$524	\$0	\$2,924	45	\$14,865	45
Charleston	16	15	31	3	\$27,540	\$398,811	\$122,701	\$14,320	\$535,832	2	\$2,231,474	1
Cherokee(1)	2	0	2	36	\$0	\$0	\$500	\$1,000	\$1,500	46	\$97,679	31
Chester	5	0	5	37	\$3,646	\$13,045	\$500	\$910	\$14,455	40	\$81,945	35
Chesterfield	6	1	7	24	\$12,355	\$26,898	\$600	\$1,100	\$28,598	27	\$231,672	19
Clarendon	4	0	4	38	\$6,840	\$12,455	\$4,463	\$184	\$17,102	37	\$51,289	40
Colleton	2	1	3	25	\$12,491	\$23,375	\$227	\$3,050	\$26,652	29	\$72,028	36
Darlington	4	2	6	15	\$9,021	\$36,234	\$6,805	\$3,200	\$46,239	21	\$304,024	15
Dillon	4	1	5	26	\$11,980	\$21,273	\$12,990	\$726	\$34,994	23	\$91,268	34
Dorchester	7	2	9	16	\$18,748	\$56,054	\$6,339	\$0	\$62,393	19	\$263,166	17
Edgefield	3	1	4	27	\$11,287	\$19,255	\$50	\$346	\$19,651	33	\$49,557	41
Fairfield	4	0	4	39	\$4,081	\$5,801	\$659	\$340	\$6,800	42	\$45,662	43
Florence	9	6	15	6	\$15,500	\$110,562	\$53,875	\$11,817	\$176,354	7	\$509,855	10
Georgetown	3	0	3	40	\$13,200	\$25,340	\$615	\$1,176	\$27,131	28	\$195,809	23
Greenville	9	17	26	2	\$39,522	\$407,427	\$104,383	\$15,942	\$527,752	3	\$1,240,052	3
Greenwood	3	9	12	4	\$27,054	\$170,967	\$29,016	\$1,340	\$201,323	5	\$329,295	14
Hampton	9	2	11	17	\$10,983	\$23,503	\$10,440	\$0	\$33,943	25	\$132,292	28
Horry	9	5	14	9	\$34,861	\$269,088	\$55,437	\$15,680	\$340,205	4	\$1,698,614	2
Jasper	3	1	4	28	\$5,850	\$17,284	\$175	\$460	\$17,919	36	\$161,135	26
Kershaw	4	0	4	41	\$18,119	\$27,260	\$4,950	\$2,640	\$34,850	24	\$214,359	21
Lancaster	6	2	8	18	\$18,679	\$64,153	\$6,264	\$3,200	\$73,617	15	\$173,895	24
Laurens	6	1	7	29	\$10,000	\$24,900	\$550	\$1,015	\$26,465	30	\$234,659	18
Lee	4	0	4	42	\$9,150	\$12,850	\$500	\$400	\$13,750	41	\$47,868	42
Lexington	26	3	29	12	\$10,800	\$96,226	\$33,818	\$3,515	\$133,559	12	\$621,949	7

1986 JUDICIAL SURVEY: MUNICIPAL COURTS

COUNTY	NUMBER OF EMPLOYEES			BUDGETED COST--FY 86-87					REVENUE			
	PART TIME	FULL TIME	TOTAL	FULL TIME RANK	HIGHEST JUDICIAL SALARY	PERSONNEL COST	OPERATING COST	JUROR WITNESS COST	TOTAL COST	RANK	COLLECTED FY 85-86	RANK
Marion	3	2	5	19	\$6,000	\$16,720	\$0	\$1,300	\$18,020	35	\$163,034	25
Marlboro	4	0	4	43	\$5,972	\$11,972	\$2,764	\$338	\$15,074	38	\$67,151	38
McCormick	1	0	1	44	\$2,400	\$2,400	\$300	\$300	\$3,000	44	\$4,092	46
Newberry	5	1	6	30	\$10,390	\$25,611	\$41,275	\$635	\$67,521	17	\$196,376	22
Oconee	5	1	6	31	\$14,762	\$33,704	\$32,031	\$2,312	\$68,047	16	\$147,736	27
Orangeburg	13	7	20	5	\$32,157	\$94,214	\$42,701	\$2,516	\$139,431	11	\$266,017	16
Pickens	7	5	12	10	\$23,750	\$112,859	\$10,430	\$3,510	\$126,799	13	\$439,490	12
Richland	5	25	30	1	\$34,690	\$577,740	\$171,372	\$13,000	\$762,112	1	\$1,187,065	4
Saluda	2	0	2	45	\$3,000	\$3,000	\$0	\$77	\$3,077	43	\$39,989	44
Spartanburg	14	6	20	7	\$20,343	\$140,696	\$28,411	\$12,638	\$181,745	6	\$793,135	5
Sumter	2	1	3	32	\$16,500	\$31,574	\$2,550	\$6,160	\$40,284	22	\$220,526	20
Union	3	0	3	46	\$6,180	\$8,849	\$1,403	\$8,132	\$18,384	34	\$122,567	29
Williamsburg	5	2	7	20	\$14,544	\$38,140	\$10,040	\$474	\$48,654	20	\$94,147	33
York	10	6	16	8	\$20,072	\$126,758	\$13,972	\$8,790	\$149,520	9	\$515,042	9
STATEWIDE TOTAL	284	135	419			\$3,440,139	\$1,005,707	\$158,300	\$4,604,146		\$15,861,900	

(1) Both municipal courts in Cherokee County are served by magistrates who are not compensated.