



# ANNUAL REPORT

1985

HEADQUARTERS  
PIKESVILLE, MARYLAND

107038

107038

# Maryland State Police

## Annual Report

### 1985

NCJRS

SEP 17 1987

GEORGE B. BROSAN  
SUPERINTENDENT

ACQUISITIONS

U.S. Department of Justice  
National Institute of Justice

17038

This document has been reproduced exactly as received from the person or organization originating it. Points of view or opinions stated in this document are those of the authors and do not necessarily represent the official position or policies of the National Institute of Justice.

Permission to reproduce this copyrighted material has been granted by  
Maryland State Police

to the National Criminal Justice Reference Service (NCJRS).

Further reproduction outside of the NCJRS system requires permission of the copyright owner.

PREPARED BY:

PLANNING AND RESEARCH DIVISION  
MARYLAND STATE POLICE



STATE OF MARYLAND

DEPARTMENT OF  
PUBLIC SAFETY AND CORRECTIONAL SERVICES

MARYLAND STATE POLICE  
PIKESVILLE, MARYLAND 21208-3899  
AREA CODE 301 486-3101

TTY FOR DEAF AREA CODE 301 486-0677

September 29, 1986

CALVIN A. LIGHTFOOT  
DEPUTY SECRETARY

COLONEL GEORGE B. BROSAN  
SUPERINTENDENT  
MARYLAND STATE POLICE

HARRY HUGHES  
GOVERNOR  
  
FRANK A. HALL  
SECRETARY  
PUBLIC SAFETY AND  
CORRECTIONAL SERVICES

The Honorable Harry Hughes  
Governor of the State of Maryland  
State House  
Annapolis, Maryland 21404

Dear Governor Hughes:

I am pleased to submit to you the 1985 Maryland State Police Annual Report which reflects the fiftieth anniversary of the Agency.

The efforts in the area of DWI enforcement are credited for a 2.6 percent reduction in alcohol related fatalities when compared to 1984. The sobriety checkpoints were continued and most effective when coupled with additional patrols in the vicinity of the checkpoints.

To combat the increasing noncompliance rates on Maryland's 55 MPH highways, stringent countermeasures were implemented. These included rolling road blocks and increased use of speed detection equipment.


The Agency supported legislation which made the use of seat belts mandatory July 1, 1986 and continues to promote the value of using them.

During 1985, aggressive patrol techniques, targeted at detecting specific criminal violations, proved beneficial. This was particularly evident in the Drug Interdiction Program which is credited for a significant quantity of drugs being seized on Maryland highways.

The Maryland Center for Missing Children became operational in 1985 and serves as the central clearinghouse for information on missing Maryland resident children.

Accepting the fact that change is a part of progress, the Agency will continue to review past and present policies and procedures in meeting the needs of the future.

Sincerely,

  
Superintendent

GBB:hcm


## TABLE OF CONTENTS

	<u>Page</u>
Agency Statistics	
Calls for Service .....	1
Traffic Arrest Summary .....	1
Criminal Activity .....	3
Highway Fatalities per Miles Driven .....	4
Highway Fatalities .....	5
Alcohol Level Range for DWI Arrests .....	6
DWI Arrests .....	7
Awards .....	8
Appropriations/Expenditures FY 1985 .....	10
Personnel Statistics .....	12
Maryland State Police Organizational Charts .....	18
Authorized Sworn Personnel Chart .....	20
Office of the Superintendent .....	24
Legal Counsel Unit .....	25
Public Information Unit .....	26
Administrative Services Bureau .....	27
Finance Division .....	27
Internal Affairs Unit .....	28
Personnel Management Division .....	29
Planning & Research Division .....	32
Staff Inspection Unit .....	33
Logistical Services Bureau .....	34
Capital Improvements Division .....	34
Central Accident Records Division .....	35
Criminal Records Central Repository .....	37
Electronic Services Division .....	38
Motor Vehicle Division .....	41
Supply Division .....	41
Telecommunications Division .....	42
Training Division .....	44
Special Operations Bureau .....	48
Airport Division .....	50
Automotive Safety Enforcement Division .....	52
Aviation Division .....	55
Crime Laboratory Division .....	57
Executive Protection Division .....	59
Investigation Division .....	60
Licensing Division .....	65
Maryland Port Administration .....	69
Security Services Unit .....	73
Special Services Division .....	70
Truck Enforcement Division .....	74




TABLE OF CONTENTS (cont'd.)

	<u>Page</u>
Field Operations Bureau .....	76
Headquarters Units	
Canine Unit .....	76
Crime Prevention Unit .....	78
Hostage Recovery Team .....	80
Resident Trooper .....	80
Special Tactical Assault Team Element (STATE) .....	80
Special Traffic Enforcement Unit (STEU) .....	81
Underwater Recovery Team .....	82
Summary of FOB Activities .....	82
Baltimore Metro Troop .....	85
Glen Burnie Barrack .....	85
Annapolis Barrack .....	87
Valley Barrack .....	89
Security Barrack .....	90
Washington Metro Troop .....	91
Rockville Barrack .....	92
College Park Barrack .....	93
Forestville Barrack .....	94
Northern Troop .....	96
Bel Air Barrack .....	99
North East Barrack .....	102
JFK Memorial Highway Barrack .....	104
Central Troop .....	106
Waterloo Barrack .....	107
Frederick Barrack .....	110
Westminster Barrack .....	111
Southern Troop .....	114
Waldorf Barrack .....	115
Leonardtwn Barrack .....	118
Prince Frederick Barrack .....	121
Eastern Troop .....	123
Easton Barrack .....	124
Denton Detachment .....	126
Cambridge Detachment .....	127
Centreville Barrack .....	128
Chestertown Detachment .....	130
Berlin Barrack .....	131
Princess Anne Detachment .....	132
Salisbury Barrack .....	134
Western Troop .....	135
Cumberland Barrack .....	136
Garrett County Detachment .....	137
Hagerstown Barrack .....	139



AMBULANCE USED AROUND 1936

CHANGE IS A PART OF PROGRESS



MEDICAL EVAC TEAM TRANSPORTING ACCIDENT VICTIM

## ORIGIN

The origin of the Maryland State Police can be directly traced to the development of the automobile or "horseless carriage" as it was referred to in the early years of the twentieth century. With the invention of this mode of travel came something new to people ... mobility over long distances in relatively short periods of time.

The first automobile was registered in Maryland in 1904 to Earl Shawunabau of Easton. It was a 1904 Jeffery powered by an eight horsepower motor. More and more cars were registered in the state which started to create a regulatory problem. In 1910, the position of Commissioner of Motor Vehicles was established. The man appointed to the job had the unbelievable task of trying to "police" Maryland motorists by himself!



In 1914, the legislature passed a bill authorizing him to employ a few motorcycle deputies to patrol the highways and they formed the roots of today's State Police. By 1919, eight of these deputies were on the job. They were empowered to enforce motor vehicle laws only and were thought of as a highway patrol.

In 1920, during a bank holdup in Sandy Spring (Montgomery County), a citizen who was hard of hearing was shot and killed by bandits when he did not hear their commands to stand still. The public outcry came from all sections of the state. Citizens insisted that protection be provided against the rising criminal activity. It was also noted that the "bad guys" were using high powered cars and were able to cross county lines and roam the state.


In 1921, the legislature reacted to the public mandate and passed a new motorcycle deputy act that created a force of 35 men to be trained in the latest police skills to combat the growing crime problem. These men trained at Saunders Range near Glen Burnie and were called the State Police Force of the Commissioner of Motor Vehicles.

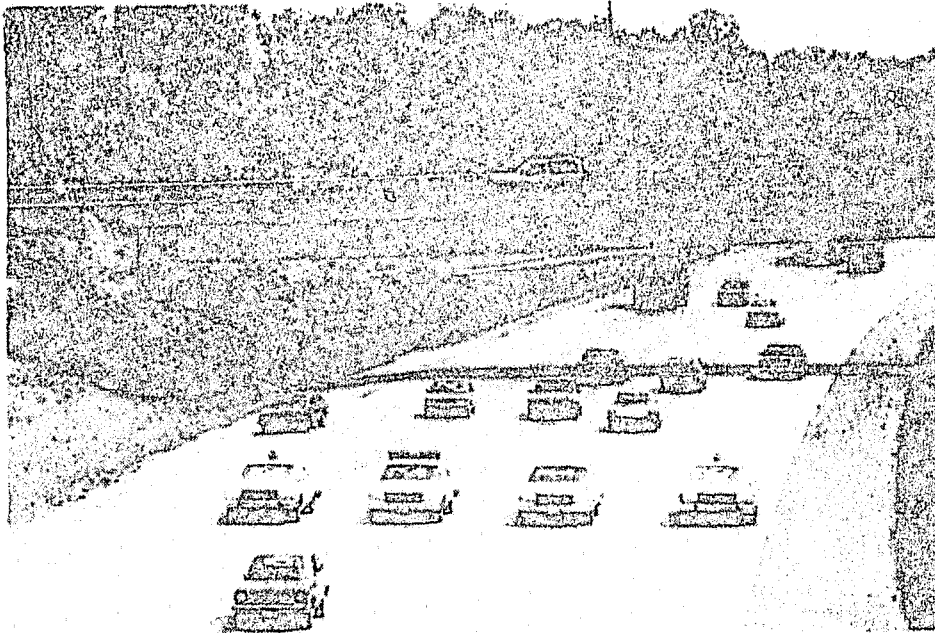
Upon completion of their training, they rode their motorcycles in mass around to every county seat in the state and were sworn in as deputy sheriffs in all but two counties. By this technique, they were able to enforce the criminal laws in addition to the motor vehicle laws.

The force was expanded until 1935 at which time the legislature passed a new act that created the Department of Maryland State Police as a separate branch of state government to be headed by a superintendent appointed by the Governor.




GONE, BUT NOT FORGOTTEN





ROLLING ROAD BLOCK TO ENFORCE THE 55 MPH SPEED LIMIT



MSP TRAFFIC HOMICIDE INVESTIGATORS SPENT HUNDREDS OF HOURS INVESTIGATING THIS ACCIDENT WHICH CLAIMED SIX LIVES.

**MARYLAND STATE POLICE ACTIVITIES\***

**Calls for Service**

	<u>1983</u>	<u>% Change</u>	<u>1984</u>	<u>% Change</u>	<u>1985</u>	<u>% Change</u>
Criminal <sup>1</sup>	117,992	-3.7	128,340	8.8	139,584	8.8
Traffic <sup>2</sup>	209,851	7.3	207,588	-1.1	208,222	0.3
Miscellaneous <sup>3</sup>	<u>92,161</u>	<u>7.8</u>	<u>98,546</u>	<u>6.9</u>	<u>97,599</u>	<u>-1.0</u>
Totals:	420,004	4.1	434,474	3.4	445,405	2.5

1 - All Part I and Part II Offenses

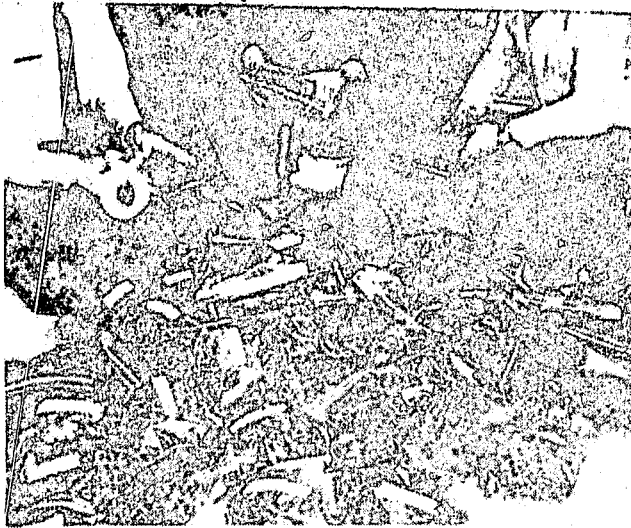
2 - Disabled vehicles, DWI arrests, accidents, traffic court, etc.

3 - Relays, assist other agencies, other incidents


**Traffic Arrest Summary**

<u>Violation Type</u>	<u>1983</u>		<u>1984</u>		<u>1985</u>	
	<u>Number</u>	<u>% Total</u>	<u>Number</u>	<u>% Total</u>	<u>Number</u>	<u>% Total</u>
55 Speed	137,040	41.9	160,796	45.8	160,529	44.9
Other Speed	50,153	15.3	46,546	13.3	49,754	13.9
Right-of-Way	11,536	3.5	11,110	3.2	10,062	2.8
Suspended/Revoked	5,060	1.6	5,538	1.6	5,628	1.6
Non-Moving	67,109	20.5	67,000	17.1	66,783	18.7
DWI	16,526	5.0	15,541	4.4	13,929	3.9
Other	<u>40,000</u>	<u>12.2</u>	<u>45,086</u>	<u>12.8</u>	<u>50,654</u>	<u>14.2</u>
Totals:	327,424		351,617		357,339	

\* Source: Automated Incident Reporting System



AGENCY PERSONNEL EXAMINE  
31 POUNDS OF MARIJUANA  
CONFISCATED BY ONE TROOPER  
ON THE KENNEDY HIGHWAY.



CRIME LABORATORY BUILDING CONSTRUCTION COMPLETED IN 1985



TROOPER EXAMINES THE 750  
GRAMS OF COCAINE HE CON-  
FISCATED ON THE KENNEDY  
HIGHWAY.

**CRIMINAL ACTIVITY\***

**Total Index Offenses in Maryland**

<u>Year</u>	<u>Total</u>	<u>% Change</u>	<u>Rate Per 100,000 Pop.</u>	<u>% Change</u>
1977	235,902		5,699.5	
1978	240,840	2	5,813.2	2
1979	261,268	8	6,297.2	8
1980	277,828	6	6,627.6	5
1981	279,663	1	6,563.3	-1
1982	256,418	-8	6,012.2	-8
1983	230,564	-10	5,362.0	-11
1984	226,887	-1.6	5,217.0	-2.7
1985	236,388	4.2	5,382.2	3.2

**Total Index Offenses Reported to MSP**

<u>Year</u>	<u>Total</u>	<u>% Change</u>	<u>% State Total</u>
1977	16,966	---	7.2
1978	16,905	-3.6	7.0
1979	16,072	-4.9	6.2
1980	19,662	22.3	7.1
1981	18,501	-5.9	6.6
1982	14,807	-20.0	5.8
1983	13,042	-13.5	5.7
1984	12,921	-0.9	5.7
1985	13,414	3.8	5.7

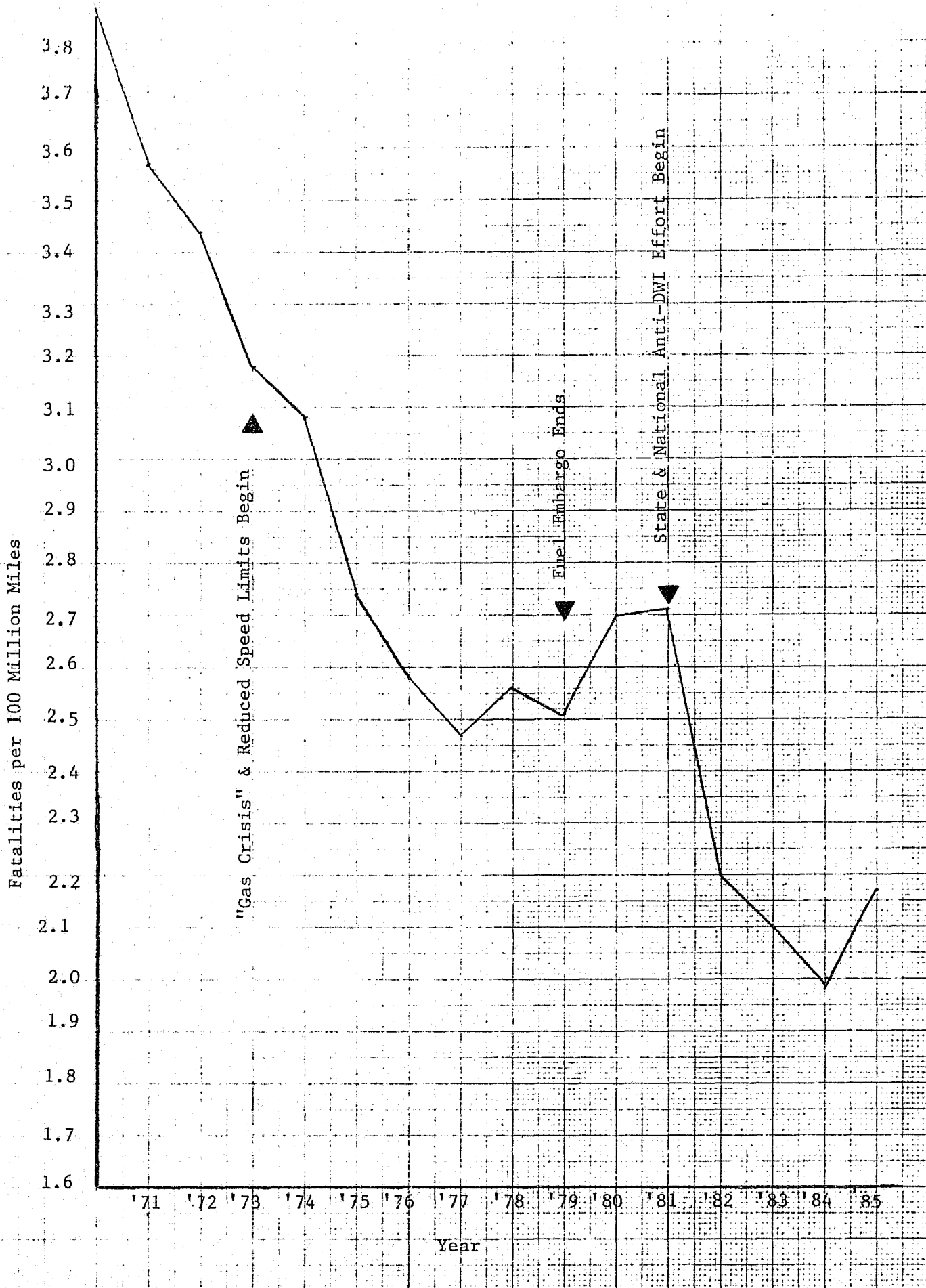
**Arrests - Part I and Part II Offenses (including DWI)**

<u>Year</u>	<u>Total Arrests</u>		<u>MSP % of Arrests</u>
	<u>Statewide</u>	<u>MSP</u>	<u>Total</u>
1977	181,965	13,808	7.6
1978	177,015	14,760	8.4
1979	180,742	17,061	9.4
1980	185,252	19,142	10.3
1981	200,379	23,102	11.5
1982	214,286	26,015	12.1
1983	208,431	25,491	12.2
1984	204,837	27,869	13.6
1985	209,399	26,042	12.4

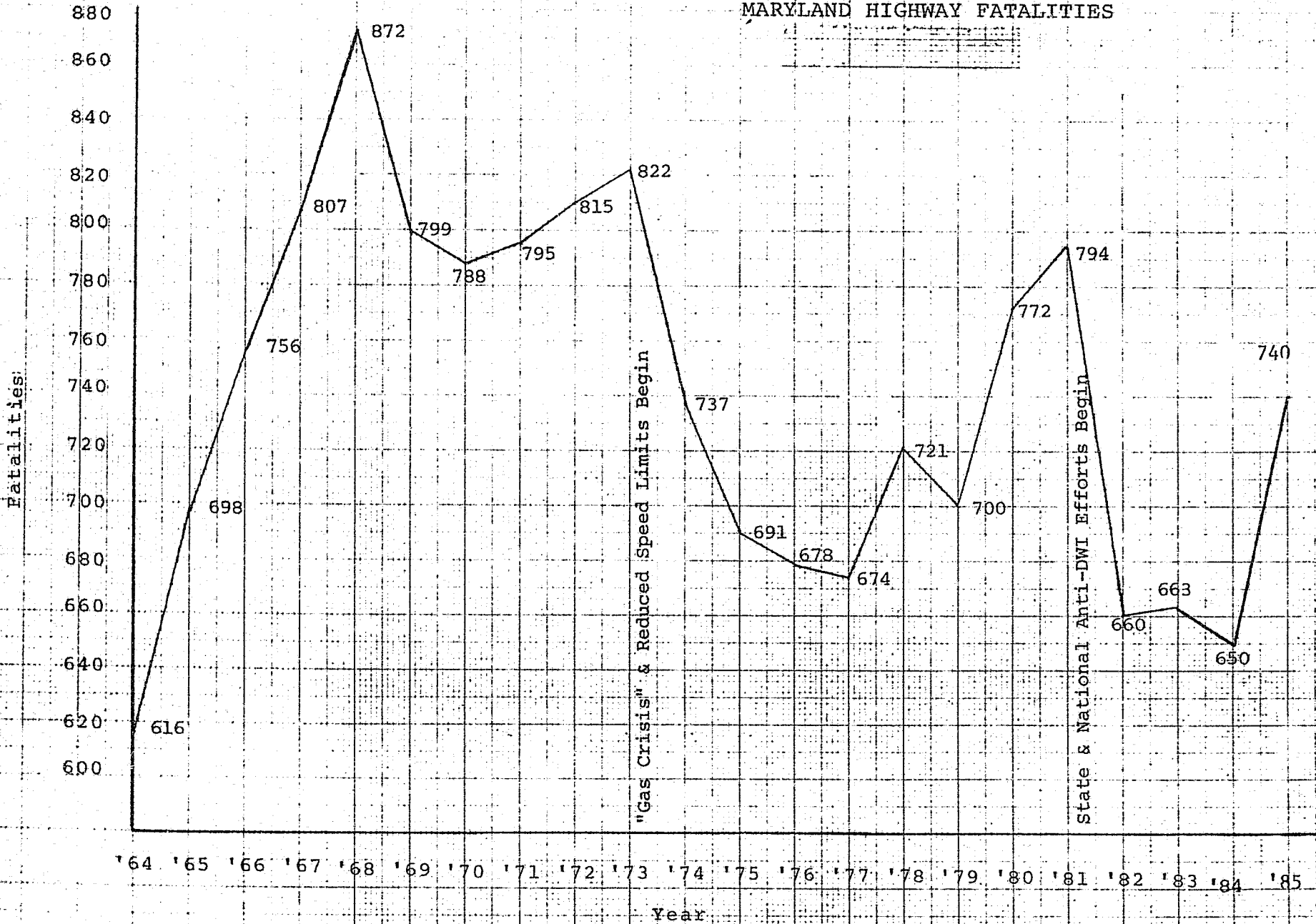
\* Source: Uniform Crime Reports



# Maryland Highway Fatalities per 100 Million Miles

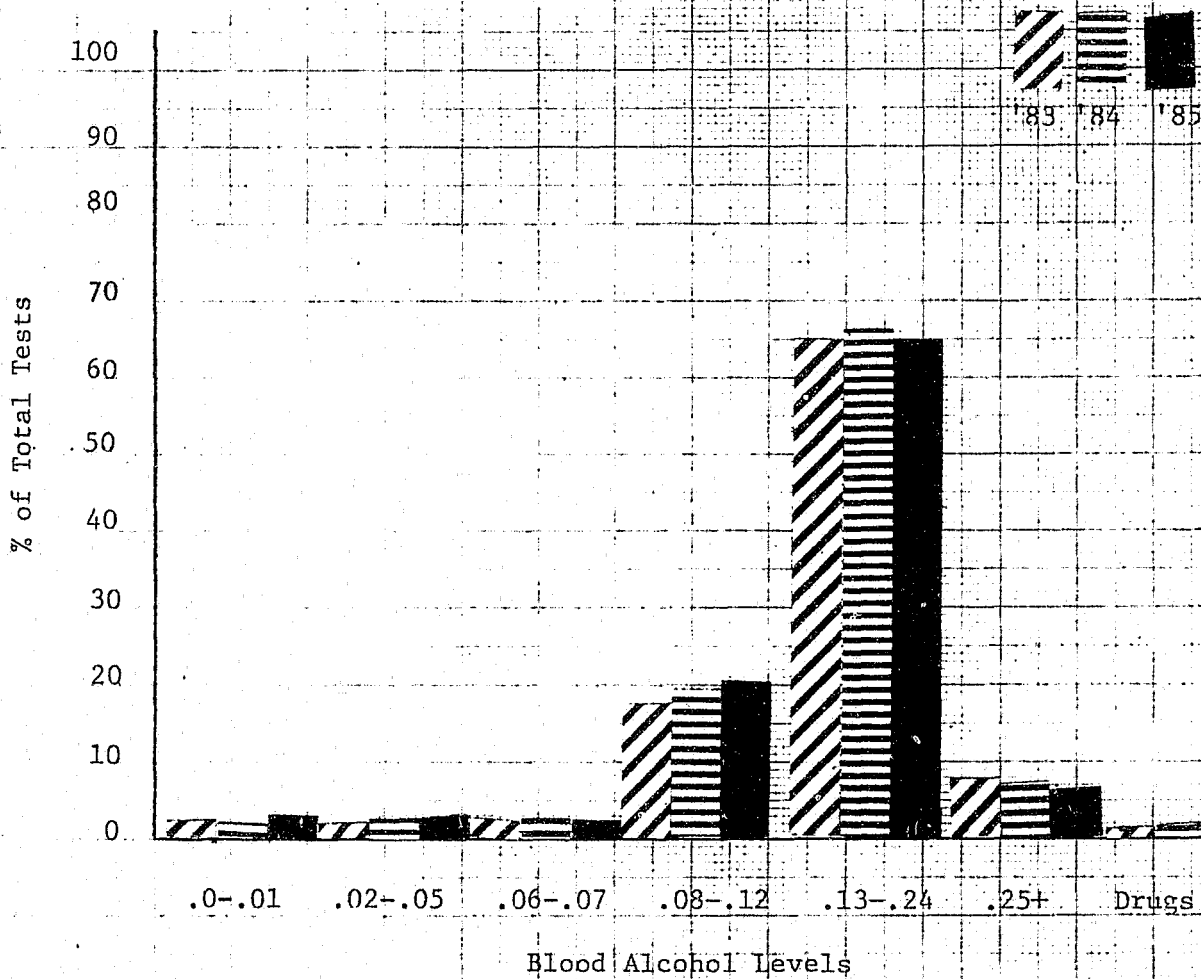


# MARYLAND HIGHWAY FATALITIES



DISTRIBUTION OF BLOOD ALCOHOL LEVEL  
For Tested DWI Arrests

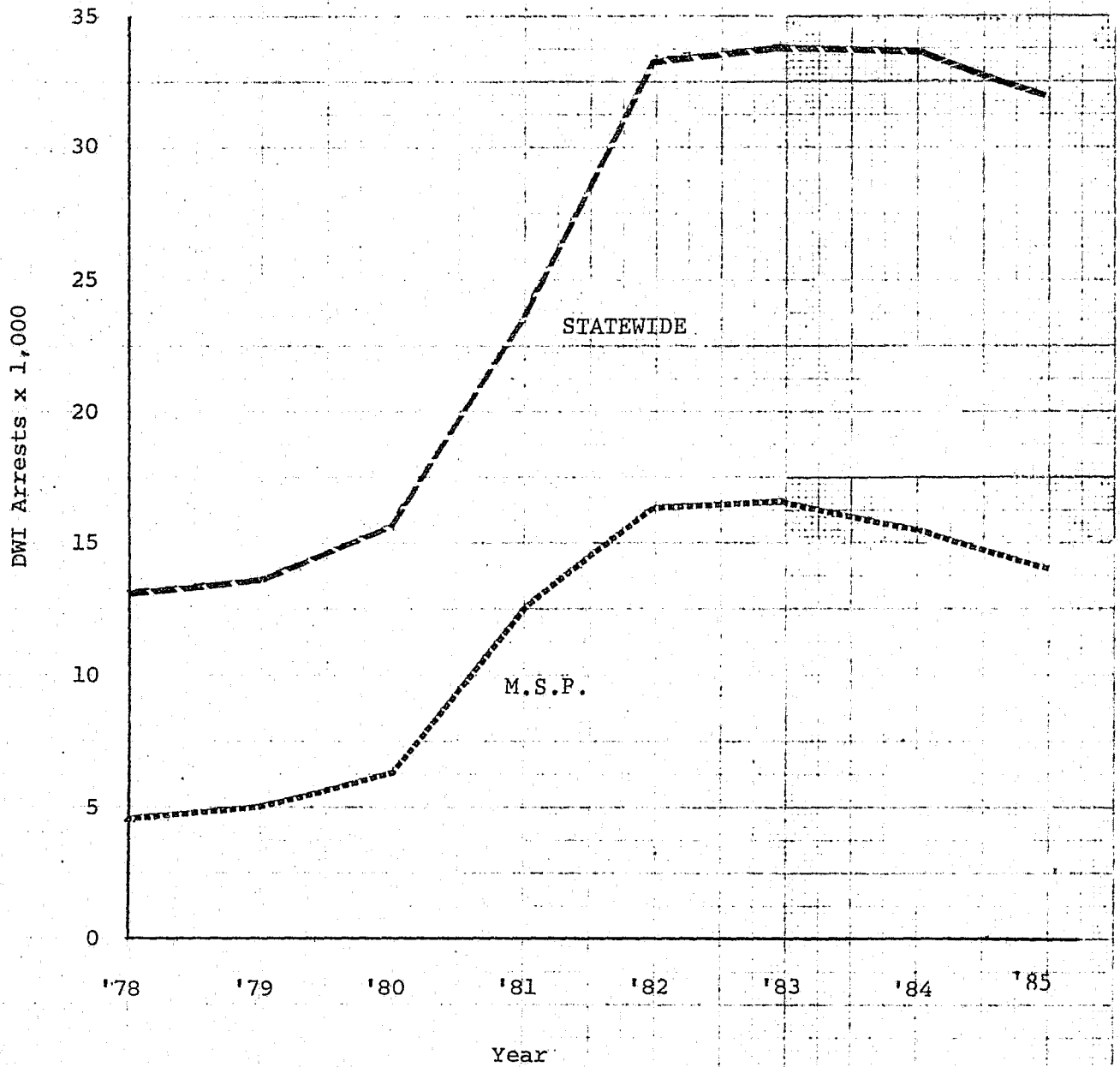
Year	Total Tests	Range of Blood Alcohol Levels						Drugs
		.0-.01	.02-.05	.06-.07	.08-.12	.13-.24	.25+	
1983	25,535	509	440	567	4,537	16,539	1,873	70
	% of Tests	2.0	1.7	2.2	17.8	64.8	7.3	0.3
1984	23,863	470	517	570	4,734	15,798	1,653	121
	% of Tests	2.0	2.2	2.4	19.8	66.2	6.9	0.5
1985	22,326	587	535	540	4,473	14,560	1,512	119
	% of Tests	2.6	2.4	2.4	20.0	65.2	6.8	0.5



SOURCE: Chemical Test for Alcohol Unit

### DWI ARREST

Year	Total Citations Statewide	Issued By MSP	Percent
1978	13,129	4,415	33.6
1979	13,360	5,045	37.0
1980	15,575	6,212	39.9
1981	23,651	12,606	53.3
1982	33,556	16,249	48.4
1983	33,778	16,526	48.9
1984	33,723	15,541	46.1
1985	31,873	13,929	43.7



## AWARDS

### Governor's Citation

The Governor's Citation is awarded to members whose performance has been identified as outstanding and above and beyond the call of duty where a definite risk of life by the member was involved.

Trooper Gary M. Manos

### Governor's Commendation

The Governor's Commendation is awarded to members whose performance has been identified as outstanding and above and beyond the call of duty.

Sergeant William Bernard

### Superintendent's Commendation

This award is authorized in instances where the performance of a member or members is identified as exceptional, thereby exemplifying the highest standards of the police profession.

TFC Richard E. Alderton (Retired)  
Corporal Ronald N. Herring  
TFC Gary K. Kulik  
Sergeant Raymond F. Leard  
Sergeant Carl B. Marshall  
TFC David D. Nadalin

### Certificate of Valor

This award is authorized in instances where a citizen or a member of another law enforcement agency has assisted the Maryland State Police at a definite risk of his life.

Katherine J. Barefield  
William Bradley  
Grafton Dorsey  
Allen L. Ellis, Sr.  
Dean Farrington  
Allen Henderson  
John A. Hild, Jr.  
Joseph A. Mack  
Michael E. Powell  
Curtis W. Register  
Stanford G. Ricketts  
Kevin Stroble  
Charles J. White  
James J. Wickersham  
Kenneth Wingo

AWARDS (cont'd.)

Certificate of Recognition

This award is from the Superintendent to a member or members of this Agency and/or to a member or members of other law enforcement agencies, recognizing excellence in performance.

Sergeant Thomas C. Hejl  
TFC Edwin M. Humphries  
TFC John R. Lashbaugh, Jr.  
P.O. III Miquel Marquez  
PCO Kristine Thomas  
Sergeant Jorge Vazquez

Certificate of Appreciation

This award is authorized in instances where citizens have voluntarily provided meritorious and exemplary assistance to a member of the Maryland State Police, or to another citizen in a matter in which the State Police is involved.

Roy L. Barnett  
Robert P. Cotter  
Chad Hayen  
Bryan McClanahan  
William I. McClanahan  
Allen D. Weidenhamer

Agency's High DWI (Driving While Intoxicated) Arrest Plaque

TFC William P. Adams  
Trooper Mark A. DiPietro  
Trooper Lawrence H. Fulton  
Trooper Joseph P. Jones  
TFC Jerry W. Michael  
Trooper Richard M. Ridgell  
TFC Jerry M. Scarborough  
Corporal Richard C. Zabor

APPROPRIATIONS/EXPENDITURES

FY 1985

<u>Cost Centers</u>	<u>Fund</u>	<u>Appropriated</u>	<u>Actual Expenditures</u>	<u>%</u>
Superintendent's Office	G	\$ 638,158	\$ 708,309	0.8
Planning and Research Division	G	1,426,574	1,603,859	1.8
Personnel Management Division	G	1,582,394	1,530,517	1.7
Finance Division	G	619,229	640,463	0.7
Field Operations Office	G	507,169	578,146	0.6
Field Force 97% G; 2% S; 1% R	R	40,221,526	41,641,351	46.6
JFK Highway	R	1,593,139	1,726,398	1.9
Local Division 25% G; 75% S	S	3,426,309	3,383,473	3.8
Field Maint. & Structures	G	973,643	1,013,173	1.1
Special Operations Office	G	148,448	140,894	0.2
Crime Laboratory	G	1,213,988	1,138,182	1.3
Investigation Division	G	1,394,807	1,270,514	1.4
Gasoline Tax Unit	R	55,274	50,160	0.1
Special Services Division	G	2,294,855	2,489,843	2.8
Licensing Division	G	308,834	326,593	0.4
Handgun Permit Unit 85% G; 15% S	S	575,204	600,056	0.7
Aviation Division	G	3,964,114	4,321,435	4.8
Automotive Safety Enf. Div.	S	2,531,535	2,776,544	3.1
Truck Enforcement Division	S	3,018,520	3,244,510	3.6
Airport Division	R	1,730,069	1,792,880	2.0
Executive Protection Division	G	802,558	894,218	1.0
Maryland Port Administration	R	560,794	513,673	0.6
Security Services Unit	G	359,633	382,370	0.4
Logistical Services Office	G	142,750	155,163	0.2
Supply Division	G	438,342	422,351	0.5
Electronic Services Division	G	2,161,839	1,956,876	2.2
Motor Vehicle Division	G	8,247,551	8,070,150	9.0
Capital Improvements Division	G	741,453	886,231	1.0
Training Division	G	462,596	508,757	0.6
Dietary Services 69% G; 31% S	S	143,289	150,594	0.2
Central Accident Records Div. 74% G; 26% S	S	767,528	695,755	0.8
Crim. Rec. Central Repository	G	1,952,456	2,018,959	2.2
Telecommunications Division	G	1,079,691	1,098,293	1.2
Federal Grants	N	773,820*	642,162	0.7
TOTAL		\$86,858,089	\$89,372,852	100.0

\* Estimated

G = General Fund

S = Special Fund

R = Reimbursable Fund

N = Non-Budgeted Fund

APPROPRIATIONS/EXPENDITURES (cont'd.)

FY 1985

Includes Non-Budgeted Funds

<u>Objects</u>	<u>Appropriated</u>	<u>Actual</u>	<u>%</u>
01 Salaries & Wages	\$ 68,160,704	\$ 69,819,377	78.7
02 Technical & Special Fees	212,486	77,305	0.1
03 Communications	736,362	800,734	0.9
04 Travel	266,746	263,879	0.3
05 Food	2,500	2,490	<0.01
06 Fuel & Utilities	714,067	691,161	0.8
07 Motor Vehicle Operation & Maintenance	9,224,448	9,031,322	10.2
08 Contractual Services	2,708,343	3,097,176	3.5
09 Supplies & Materials	1,674,221	1,656,109	1.8
10 Equipment - Replacement	364,275	319,494	0.3
11 Equipment - Additional	911,995	736,804	0.8
13 Fixed Charges	1,108,122	2,193,139	2.5
14 Land & Structures	- 0 -	41,700	<0.1
TOTALS:	\$ 86,084,269	\$ 88,730,690	100.0

NON-BUDGETED FUNDS

	<u>Estimated</u>	<u>Actual</u>
01 Salaries & Wages	\$ 577,920	\$ 402,995
03 Communications	1,000	3,047
04 Travel	22,100	28,652
07 Motor Vehicle Operation & Maintenance	16,000	20,290
08 Contractual Services	47,500	86,088
09 Supplies & Materials	35,000	34,756
11 Equipment - Additional	74,300	66,204
13 Fixed Charges	- 0 -	130
TOTALS:	\$ 773,820	\$ 642,162



PERSONNEL STATISTICS

Authorized Uniformed Personnel

<u>1982</u>	<u>1983</u>	<u>1984</u>	<u>1985</u>
1,575	1,566	1,573	1,574

Authorized Civilian Personnel

<u>1982</u>	<u>1983</u>	<u>1984</u>	<u>1985</u>
627	627	633	658

Service Retirements 1985 -- Uniformed Personnel

<u>Rank</u>	<u>Name</u>	<u>Years of Service</u>
Colonel	Wilbert T. Travers	28
Lieutenant Colonel	William T. Gerwig	28
Major	Robert B. Cave	26
Major	Carl R. Harbaugh	24
Captain	Lawrence D. Reuwer	31
Captain	Edgar L. Peach	30
Captain	Gary A. Coonradt	25
Captain	Edward W. Lennox	23
First Lieutenant	Neil F. Bechtol	27
First Lieutenant	Lester A. Nave	24
First Lieutenant	Norman R. Mowbray	23
First Lieutenant	Gordon T. Craig	22
Second Lieutenant	Joseph P. Burkhardt	25
Second Lieutenant	Warren E. Burch, Jr.	23
Second Lieutenant	John G. Nagengast	22
First Sergeant	Walter L. Ellison	25
First Sergeant	Robert L. Browning	22
First Sergeant	William L. Hayes	22
Detective Sergeant	Elmer L. Baum	31
Detective Sergeant	Wilbur L. Wells	30
Detective Sergeant	Michael R. Wagner	27
Detective Sergeant	David D. Luce	21
Detective Sergeant	John W. Reburn	20
Sergeant Mechanic	Edward D. Ganley	24
Sergeant	Scott V. English	25
Sergeant	Frank A. Gilbreath	25
Sergeant	Frederick G. North	25
Sergeant	Jack A. Phillips	25
Sergeant	Joseph B. Saunders	25

**PERSONNEL STATISTICS (cont'd.)**

**Service Retirements 1985 - Uniformed Personnel (cont'd.)**

<u>Rank</u>	<u>Name</u>	<u>Years of Service</u>
Sergeant	John T. Schultheis	25
Sergeant	Richard E. Edwards	22
Sergeant	Joseph M. Erwin	22
Sergeant	William G. George, Jr.	22
Sergeant	William J. Killough	22
Sergeant	Burton C. Robinson	22
Sergeant	Allen F. Riffie	21
Sergeant	Robert B. Wright	21
Sergeant Mech. Technical	Richard C. Conklin	23
Corporal	George C. Wachter	29
Corporal	Ronald C. Lewis	25
Corporal	Wilson E. Todd	23
Corporal	Robert G. Alexander	22
Corporal	Paul F. Jameson	22
Corporal	Jan B. Roth	22
Corporal	Ronald N. Herring	21
Corporal	Samuel D. Howser, Jr.	21
Corporal	Ralph D. Brown	17
Trooper First Class	John H. Eberwein	22
Trooper First Class	David T. Hickman, Jr.	22
Trooper First Class	Wilbur E. Hite	22
Trooper First Class	Jackson R. Lau	22

**Service Retirements 1985 - Civilian Personnel**

<u>Classification</u>	<u>Name</u>	<u>Years of Service</u>
Administrator II	Richard W. Bruckman	39
Caretaker IX	William E. Best	12
Caretaker IX	George E. McLelland	10
Caretaker IX	Thurman B. Shank	7
Fiscal Clerk II	Dorothy L. Lewis	18
Maintenance Supervisor I	Robert K. Hepp	10
Office Assistant III	Vera I. White	20
Office Assistant III	Winette Stevens	7
Office Clerk II	Shirley Gelson	29
Office Clerk II	Alma S. Champ	17
Stenographer Clerk III	Irene E. Bowen	14
Stenographer Clerk III	Dorothy M. Wilbur	5

**PERSONNEL STATISTICS (cont'd.)**

**Disability Retirements 1985 - Uniformed Personnel**

<u>Rank</u>	<u>Name</u>	<u>Years of Service</u>
Sergeant	John C. Tormollen, Jr.	20
Sergeant	George C. Wessinger	20
Corporal	Clayton E. Mullendore	16
Trooper First Class	Jane E. Mills	15

**Disability Retirements 1985 - Civilian Personnel**

<u>Classification</u>	<u>Name</u>	<u>Years of Service</u>
Auto. Serv. Specialist	Severn J. Howard	23
Office Secretary II	Naomi J. Lafiner	7

**Deceased Uniformed Members 1985**

<u>Rank</u>	<u>Name</u>	<u>Date</u>
Sergeant	Marvin A. Glawe	3/5/85
Trooper First Class	Nicholas J. Over	11/17/85

**Deceased Civilian Members 1985**

<u>Classification</u>	<u>Name</u>	<u>Date</u>
None	---	---

**Uniformed Members On Duty With 30 or More Years of Service**

<u>Rank</u>	<u>Name</u>	<u>Years of Service</u>
Major	G. R. Grant	35
Major	B. L. Weimer	31
Captain	B. T. Haywood	39
Captain	P. T. Twigg	31
Sergeant	T. E. Ruppert	31

PERSONNEL STATISTICS (cont'd.)

Civilian Members With 30 or More Years of Service

<u>Classification</u>	<u>Name</u>	<u>Years of Service</u>
I.E.-Latent Print Examiner	W. A. Wright	33
P.C.O. II	R. N. Marsden	32
Photographer III	D. E. Robinson	31
P.C.O. II	M. M. Stup	31
P.C.O. II	E. E. Glass	30

Resignations 1985 - Uniformed Personnel

<u>Rank</u>	<u>Number</u>	<u>Average Years of Service</u>
Detective Sergeant	1	18
Corporal	3	11
Trooper First Class	10	10
Trooper	4	2
Trooper (Probationer)	19	0.6

Resignations 1985 - Civilian Personnel

<u>Classification</u>	<u>Number</u>	<u>Average Years of Service</u>
Administrative Officer III	1	6.0
Auto. Services Specialist	2	8.75
Cadet	7	1.0
Caretaker IX	2	8.50
Caretaker VI	1	3.0
Data Device Operator I	3	1.0
Fiscal Clerk II-General	1	8.0
Fingerprint Technician I	1	3.0
Forensic Chemist III	1	3.0
Legal Assistant II	1	6.0
Maintenance Mechanic	2	1.50
Management Specialist III	1	12.0
Motor Vehicle Operator I	1	1.0
Maintenance Supervisor I -NL	1	10.0
Office Secretary I - Steno	5	3.80
Office Assistant II	1	2.0
Office Assistant III	1	10.0
Office Secretary II - Steno	3	8.33
P.C.O. I	9	6.0
P.C.O. II	9	9.22

**PERSONNEL STATISTICS (cont'd.)**

**Resignations 1985 - Civilian Personnel (cont'd.)**

<u>Classification</u>	<u>Number</u>	<u>Average Years of Service</u>
Radio Technician II	1	1.0
Stenographer-Clerk I	3	2.0
Stenographer-Clerk III	2	9.0
Supply Clerk	2	3.0
Supply Officer III	1	10.0
Supply Officer I	3	2.0
Teletypewriter Operator	1	12.0
Typist-Clerk II	2	2.0
Typist-Clerk III	8	1.85
Typist-Clerk IV	1	7.0
Word Processing Operator I	1	2.0

**Promotions 1985**

Uniformed	-	228
Civilian	-	101

**Recruit Class**

	<u>Enrolled</u>	<u>Graduated</u>
88th - 1/6/85	39	34
89th - 7/7/85	66	59

**Uniformed Employees**

	<u>Black</u>	<u>Female</u>
12/31/81	141	41
12/31/82	158	48
12/31/83	161	49
12/31/84	183	45
12/31/85	204	66

**PERSONNEL STATISTICS (cont'd.)**

**EMPLOYMENT**

	<u>Uniform</u>	<u>Civilian</u>
New Hires .....	105	96
Reinstatements .....	2 (1 from LAW)	11 (5 from LAW)
Temporary Pending (TP) .....	—	6
Temporary Emergency (TE) .....	—	28

**TERMINATIONS**

Transfer to Another State agency ..	—	28
Rejection on Probation .....	6	2
Resignations .....	37	38
Leave of Absence Without Pay		
Over Thirty Days .....	3	10
Dismissed by the Agency .....	2	—

<b><u>DEMOTIONS</u></b> .....	2	—
-------------------------------	---	---

**DISCIPLINARY ACTIONS**

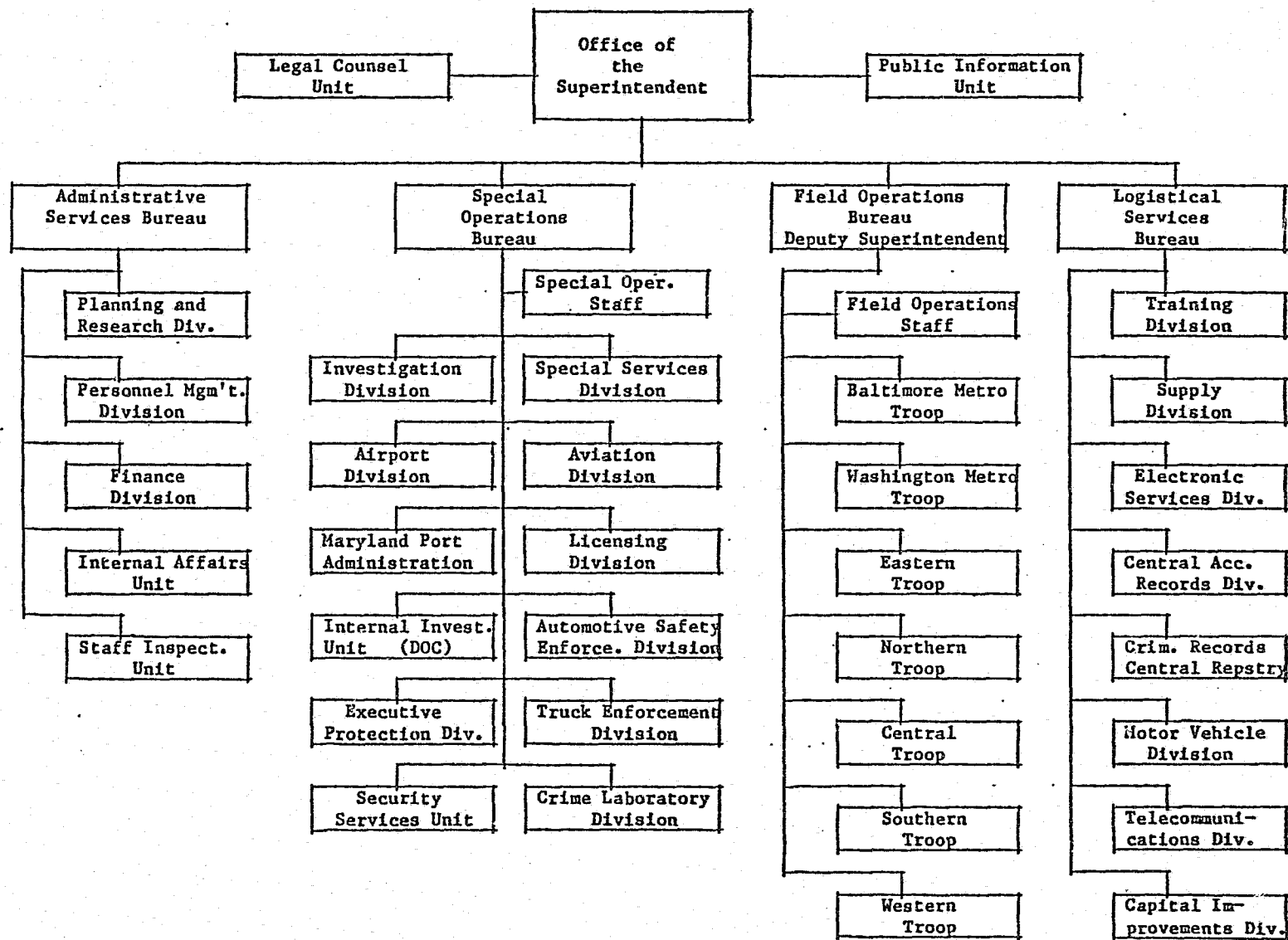
Suspensions	18 people for total of 92 days	8 people for total of 24 days
Loss of Leave	151 people for total of 366 days	—

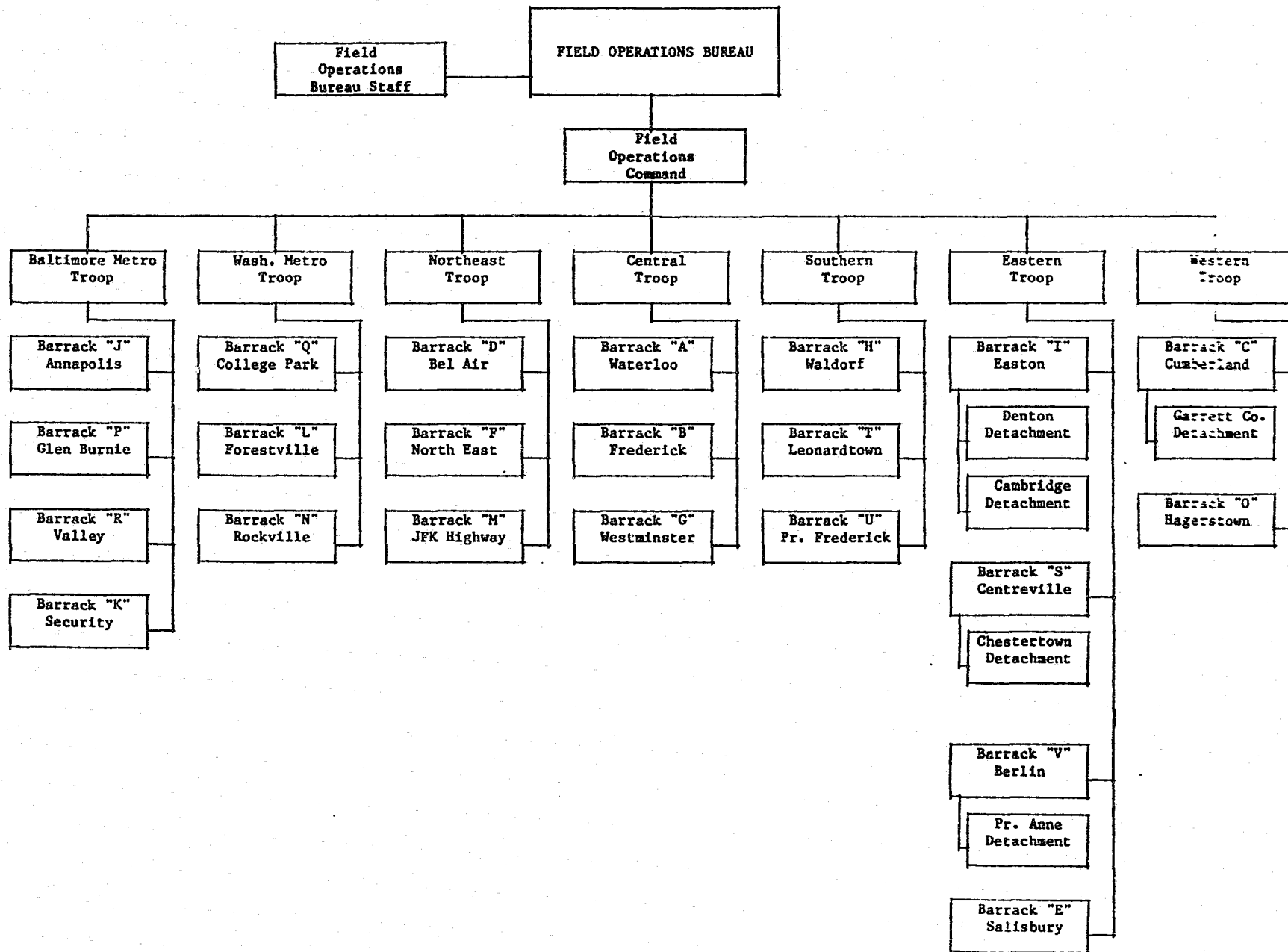
**MILITARY LEAVE - ACTIVE DUTY TRAINING**

<u>Uniform</u>	<u>Civilian</u>
55 people for total of 605 days	16 people for total of 172 days

The number of Personnel Orders issued in 1985 was 915.

MARYLAND STATE POLICE ORGANIZATIONAL CHART







MARYLAND STATE POLICE AUTHORIZED SWORN PERSONNEL

Date: 7/1/85

Number 86-1

SUBDIVISIONS	COL.	LT. COL.	MAJOR	CAPT.	1st LT.	2nd. LT.	1st SGT.	DET. SGT.	SGT. MECH.	SGT. (I)	SGT.	CPL. (I)	CPL.	TPR/ TFC(I)	TPR/ TFC	TOTAL	VACAN- CIES	NOTE
OFFICE OF THE SUPERINTENDENT	1	-	-	-	1	-	-	-	-	-	-	-	-	-	-	2	-	
Legal Counsel Unit	-	-	-	-	-	-	-	-	-	-	1	-	-	-	-	1	-	
Public Information Unit	-	-	-	-	-	-	-	-	-	-	1	-	1	-	-	2	1	
<b>TOTAL</b>	<b>1</b>	<b>0</b>	<b>0</b>	<b>0</b>	<b>1</b>	<b>0</b>	<b>0</b>	<b>0</b>	<b>0</b>	<b>0</b>	<b>2</b>	<b>0</b>	<b>1</b>	<b>0</b>	<b>0</b>	<b>5</b>	<b>1</b>	
ADMINISTRATIVE SERVICES BU.	-	1	-	-	-	-	-	-	-	-	-	-	-	-	-	1	-	
Finance Division	-	-	-	-	-	-	-	-	-	-	-	-	-	-	-	0	-	
Internal Affairs Unit	-	-	-	1	-	-	-	-	-	3	-	-	-	-	-	4	1	
Personnel Management Div.	-	-	1	1	2	1	2	-	-	-	1	-	-	-	2	10	1	1
Planning & Research Division	-	-	-	1	1	3	2	-	-	-	1	-	-	-	-	8	-	
Staff Inspection Unit	-	-	-	1	-	-	1	-	-	-	-	-	-	-	-	2	-	
<b>TOTAL</b>	<b>0</b>	<b>1</b>	<b>1</b>	<b>4</b>	<b>3</b>	<b>4</b>	<b>5</b>	<b>0</b>	<b>0</b>	<b>3</b>	<b>2</b>	<b>0</b>	<b>0</b>	<b>0</b>	<b>2</b>	<b>25</b>	<b>2</b>	
LOGISTICAL SERVICES BUREAU	-	1	1	-	-	-	-	-	-	-	-	-	-	-	-	2	-	
Capital Improvements Div.	-	-	-	-	-	-	1	-	-	-	-	-	-	-	-	1	-	
Central Accident Records Div	-	-	-	-	-	-	-	-	-	-	-	-	-	-	-	0	-	
Crim. Records Central Repos.	-	-	-	-	1	-	-	-	-	-	-	-	-	-	-	1	-	
Electronic Services Div.	-	-	-	1	-	2	1	-	4	-	3	-	8	-	-	19	2	2
Motor Vehicle Division	-	-	-	1	1	-	-	-	2	-	2	-	2	-	-	8	1	2
Supply Division	-	-	-	1	-	-	1	-	-	-	-	-	1	-	-	3	1	
Telecommunications Division	-	-	-	-	1	1	1	-	-	-	2	-	1	-	6	12	-	
Training Division	-	-	-	1	1	1	2	-	-	-	2	-	3	-	-	10	1	
<b>TOTAL</b>	<b>0</b>	<b>1</b>	<b>1</b>	<b>4</b>	<b>4</b>	<b>4</b>	<b>6</b>	<b>0</b>	<b>6</b>	<b>0</b>	<b>9</b>	<b>0</b>	<b>15</b>	<b>0</b>	<b>6</b>	<b>56</b>	<b>5</b>	
SPECIAL OPERATIONS BUREAU	-	1	1	-	1	-	-	-	-	-	-	-	-	-	-	3	-	
Airport Division	-	-	-	1	1	-	1	-	-	-	4	1	5	1	25	39	3	
Aviation Division	-	-	1	1	1	1	3	-	-	-	13	-	23	-	21	64	1	2
Auto. Safety Enforcement Div	-	-	-	1	1	1	1	-	-	-	4	-	7	-	37	52	3	
Crime Laboratory Division	-	-	-	-	2	1	-	1	-	-	1	1	-	-	4	10	-	
Executive Protection Div.	-	-	-	1	-	-	-	-	-	-	3	-	8	-	10	22	-	
Investigation Division	-	-	-	1	1	2	-	4	-	11	-	7	-	10	-	36	3	
Internal Invest. Unit - DOC	-	-	-	1	-	-	-	1	-	1	-	-	-	-	-	3	-	
Licensing Division	-	-	-	-	1	1	-	3	-	-	-	-	1	-	1	7	-	
Maryland Port Administration	-	-	1	-	1	2	1	-	-	3	2	-	1	-	-	11	2	
Security Services Unit	-	-	-	-	-	-	-	-	-	-	1	-	3	-	5	9	-	
Special Services Division	-	-	-	1	1	4	-	2	-	7	-	13	-	30	-	58	2	
Truck Enforcement Division	-	-	-	1	1	1	1	-	-	-	4	-	9	-	30	47	2	
<b>TOTAL</b>	<b>0</b>	<b>1</b>	<b>3</b>	<b>8</b>	<b>11</b>	<b>13</b>	<b>7</b>	<b>11</b>	<b>0</b>	<b>22</b>	<b>32</b>	<b>22</b>	<b>57</b>	<b>41</b>	<b>133</b>	<b>361</b>	<b>16</b>	
<b>TOTAL ALL OTHERS</b>	<b>1</b>	<b>3</b>	<b>5</b>	<b>16</b>	<b>19</b>	<b>21</b>	<b>18</b>	<b>11</b>	<b>6</b>	<b>25</b>	<b>45</b>	<b>22</b>	<b>73</b>	<b>41</b>	<b>141</b>	<b>447</b>	<b>24</b>	

1. Medical Officer shown as 2nd Lieutenant
2. Technical ranks shown under corresponding nominal rank

ASC86P1  
PRD:ccr  
071885

MARYLAND STATE POLICE AUTHORIZED SWORN PERSONNEL

Date: 7/1/85

Number 86-1

SUBDIVISIONS	COL.	LT. COL.	MAJOR	CAPT.	1st LT.	2nd LT.	1st SGT.	DET. SGT.	SGT. MECH.	SGT. (I)	SGT.	CPL. (I)	CPL.	TPR/ TFC(I)	TPR/ TFC	TOTAL	VACAN- CIES	NOTE
Eastern Troop	-	-	-	1	-	-	-	-	-	-	-	-	-	4	-	5	-	
Easton Barrack	-	-	-	-	1	1	1	1	-	1	4	1	2	-	17	29	3	
Denton Detachment	-	-	-	-	-	-	-	-	-	-	1	1	1	1	9	13	-	
Cambridge Detachment	-	-	-	-	-	-	-	-	-	-	1	-	1	-	11	13	-	
Subtotal - Easton	0	0	0	0	1	1	1	1	0	1	6	2	4	1	37	55	3	
Centreville Barrack	-	-	-	-	1	1	1	1	-	1	4	1	5	-	13	28	-	
Local Div.- Q.Anne's Co.	-	-	-	-	-	-	-	-	-	-	-	1	-	-	5	6	-	
Chestertown Detachment	-	-	-	-	-	-	-	-	-	-	1	-	-	-	7	8	-	
Subtotal - Centreville	0	0	0	0	1	1	1	1	0	1	5	2	5	0	25	42	0	
Salisbury Barrack	-	-	-	-	1	1	1	1	-	2	5	-	5	3	28	47	5	
Berlin Barrack	-	-	-	-	1	1	1	1	-	1	4	-	5	1	12	27	4	
Princess Anne Detachment	-	-	-	-	-	-	-	-	-	-	1	-	1	1	10	13	1	
Subtotal - Berlin	0	0	0	0	1	1	1	1	0	1	5	0	6	2	22	40	5	
<b>TOTAL EASTERN TROOP</b>	<b>0</b>	<b>0</b>	<b>0</b>	<b>1</b>	<b>4</b>	<b>4</b>	<b>4</b>	<b>4</b>	<b>0</b>	<b>5</b>	<b>21</b>	<b>4</b>	<b>20</b>	<b>10</b>	<b>112</b>	<b>189</b>	<b>13</b>	
Southern Troop	-	-	-	1	-	-	-	-	-	1	-	2	-	1	-	5	-	
Waldorf Barrack	-	-	-	-	1	1	1	1	-	-	4	2	5	1	24	40	-2	
Local Div.- LaPlata	-	-	-	-	-	-	-	-	-	-	-	-	-	-	4	4	-	
Subtotal - Waldorf	0	0	0	0	1	1	1	1	0	0	4	2	5	1	28	44	-2	
Leonardtown Barrack	-	-	-	-	1	1	1	1	-	-	4	2	6	-	18	34	1	
Prince Frederick Barrack	-	-	-	-	1	1	1	1	-	2	3	-	5	1	12	27	2	
Local Div.- Calvert Co.	-	-	-	-	-	-	-	-	-	-	1	-	1	-	7	9	-	
Local Div.- Chesapeake Beach	-	-	-	-	-	-	-	-	-	-	-	-	-	-	3	3	-	
Subtotal - Pr. Frederick	0	0	0	0	1	1	1	1	0	2	4	0	6	1	22	39	2	
<b>TOTAL SOUTHERN TROOP</b>	<b>0</b>	<b>0</b>	<b>0</b>	<b>1</b>	<b>3</b>	<b>3</b>	<b>3</b>	<b>3</b>	<b>0</b>	<b>3</b>	<b>12</b>	<b>6</b>	<b>17</b>	<b>3</b>	<b>68</b>	<b>122</b>	<b>1</b>	

21

MARYLAND STATE POLICE AUTHORIZED SWORN PERSONNEL

Date: 7/1/85

Number 86-1

SUBDIVISIONS	COL.	LT. COL.	MAJOR	CAPT.	1st LT.	2nd LT.	1st SGT.	DET. SGT.	SGT. MECH.	SGT. (I)	SGT.	CPL. (I)	CPL.	TFR/ TFC (I)	TFR/ TFC	TOTAL	VACAN- CIES	NOTE
FIELD OPERATIONS BUREAU	-	1	2	-	1	1	-	-	-	-	-	-	-	-	-	5	-	
Crime Prevention Unit	-	-	-	-	-	1	-	-	-	-	1	-	-	-	-	2	-	
K-9 Unit	-	-	-	-	-	-	-	-	-	-	1	-	-	-	-	1	-	
Spl. Traffic Enforcement Unit	-	-	-	-	-	-	1	-	-	-	-	-	2	-	12	15	2	
State Aid for Pol. Protection	-	-	-	-	-	1	-	-	-	-	-	-	-	-	-	1	-	
Traf. Program Planning Unit	-	-	-	-	-	1	-	-	-	-	-	-	-	-	-	1	-	
<b>TOTAL F.O.B. STAFF/UNITS</b>	<b>0</b>	<b>1</b>	<b>2</b>	<b>0</b>	<b>1</b>	<b>4</b>	<b>1</b>	<b>0</b>	<b>0</b>	<b>0</b>	<b>2</b>	<b>0</b>	<b>2</b>	<b>0</b>	<b>12</b>	<b>25</b>	<b>2</b>	
Baltimore Metro Troop	-	-	-	1	-	-	-	-	-	1	-	-	-	3	-	5	-	
Annapolis Barrack	-	-	-	-	1	1	1	1	-	1	5	2	6	-	22	40	2	
Glen Burnie Barrack	-	-	-	-	1	1	1	1	-	2	5	1	6	3	30	51	6	
Valley Barrack	-	-	-	-	1	1	1	-	-	1	5	-	5	2	26	42	4	
Security Barrack	-	-	-	-	1	1	1	-	-	1	5	1	5	1	28	44	8	
<b>TOTAL BALTIMORE METRO TROOP</b>	<b>0</b>	<b>0</b>	<b>0</b>	<b>1</b>	<b>4</b>	<b>4</b>	<b>4</b>	<b>2</b>	<b>0</b>	<b>6</b>	<b>20</b>	<b>4</b>	<b>22</b>	<b>9</b>	<b>106</b>	<b>182</b>	<b>20</b>	
Washington Metro Troop	-	-	-	1	-	-	-	-	-	-	-	-	-	-	-	1	-	
College Park Barrack	-	-	-	-	1	1	1	-	-	-	5	2	5	-	30	45	4	
Forestville Barrack	-	-	-	-	1	1	1	-	-	1	5	1	5	-	33	48	1	
Rockville Barrack	-	-	-	-	1	1	1	-	-	1	5	-	5	1	25	40	3	
<b>TOTAL WASHINGTON METRO TROOP</b>	<b>0</b>	<b>0</b>	<b>0</b>	<b>1</b>	<b>3</b>	<b>3</b>	<b>3</b>	<b>0</b>	<b>0</b>	<b>2</b>	<b>15</b>	<b>3</b>	<b>15</b>	<b>1</b>	<b>88</b>	<b>134</b>	<b>8</b>	
Northern Troop	-	-	-	1	-	-	-	-	-	-	-	1	-	3	-	5	-	
Bel Air Barrack	-	-	-	-	1	1	1	1	-	2	5	3	6	3	42	65	5	
JFK Memorial Highway Brk.	-	-	-	-	1	-	1	-	-	-	5	1	5	-	23	36	2	
North East Barrack	-	-	-	-	1	1	1	1	-	1	5	1	5	7	30	53	5	
Local Div.- Cecil County	-	-	-	-	-	-	-	-	-	-	-	-	1	-	5	6	-	
Local Div.- Perryville	-	-	-	-	-	-	-	-	-	-	-	-	-	-	2	2	-	
<b>Subtotal - N.E. Barrack</b>	<b>0</b>	<b>0</b>	<b>0</b>	<b>0</b>	<b>1</b>	<b>1</b>	<b>1</b>	<b>1</b>	<b>0</b>	<b>1</b>	<b>5</b>	<b>1</b>	<b>6</b>	<b>7</b>	<b>37</b>	<b>61</b>	<b>5</b>	
<b>TOTAL NORTHERN TROOP</b>	<b>0</b>	<b>0</b>	<b>0</b>	<b>1</b>	<b>3</b>	<b>2</b>	<b>3</b>	<b>2</b>	<b>0</b>	<b>3</b>	<b>15</b>	<b>6</b>	<b>17</b>	<b>13</b>	<b>102</b>	<b>167</b>	<b>12</b>	

ASC86P2  
 PRD:ccr  
 071885

MARYLAND STATE POLICE AUTHORIZED SWORN PERSONNEL

Date: 7/1/85

Number 86-1

SUBDIVISIONS	COL.	LT. COL.	MAJOR	CAPT.	1st LT.	2nd LT.	1st SGT.	DET. SGT.	SGT. MECH.	SGT. (I)	SGT.	CPL. (I)	CPL.	TPR/ TFC (I)	TPR/ TFC	TOTAL	VACAN- CIES	NOTE
Central Troop	-	-	-	1	-	-	-	-	-	-	-	2	-	2	-	5	-	
Frederick Barrack	-	-	-	-	1	1	1	1	-	1	5	2	6	3	36	57	4	
Local Div.- Middletown	-	-	-	-	-	-	-	-	-	-	-	-	-	-	1	1	5	
Subtotal - Frederick	0	0	0	0	1	1	1	1	0	1	5	2	6	3	37	58	9	
Waterloo Barrack	-	-	-	-	1	1	1	1	-	1	5	1	6	2	29	48	-	
Westminster Barrack	-	-	-	-	1	1	1	1	-	1	4	4	6	2	27	48	4	
Local Div.- Carroll Co.	-	-	-	-	-	-	1	-	-	-	1	1	4	2	29	38	-	
Local Div.- Mt. Airy	-	-	-	-	-	-	-	-	-	-	-	-	-	-	2	2	-	
Local Div.- Union Bridge	-	-	-	-	-	-	-	-	-	-	-	-	-	-	1	1	-	
Subtotal - Westminster	0	0	0	0	1	1	2	1	0	1	5	5	10	4	59	89	4	
TOTAL CENTRAL TROOP	0	0	0	1	3	3	4	3	0	3	15	10	22	11	125	200	13	
Western Troop	-	-	-	1	-	-	-	-	-	-	-	1	-	3	-	5	-	
Cumberland Barrack	-	-	-	-	1	1	1	1	-	2	5	-	5	2	22	40	6	
Garrett Detachment	-	-	-	-	-	-	1	-	-	-	1	2	3	-	11	18	-	
Subtotal - Cumberland	0	0	0	0	1	1	2	1	0	2	6	2	8	2	33	58	6	
Hagerstown Barrack	-	-	-	-	1	1	1	1	-	1	5	1	6	3	26	46	4	
Local Div.- Boonsboro	-	-	-	-	-	-	-	-	-	-	-	-	-	-	1	1	-	
Subtotal -Hagerstown	0	0	0	0	1	1	1	1	0	1	5	1	6	3	27	47	4	
TOTAL WESTERN TROOP	0	0	0	1	2	2	3	2	0	3	11	4	14	8	60	110	10	
TOTAL FIELD OPERATIONS BU.	0	1	2	7	23	25	25	16	0	25	111	37	129	55	673	1129	77	(3)
TOTAL ALL OTHERS	1	3	5	16	19	21	18	11	6	25	45	22	73	41	141	447	24	
LOCAL DIV. - NO CONTRACTS	-	-	-	-	-	-	-	-	-	-	-	-	-	-	4	4	-	
GRND TOTAL (BUDGET POSITIONS)	1	4	7	23	42	46	43	27	6	50	156	59	202	96	818	1580	101	

(3) - Field Operation Bu. vacancies do not reflect assignment of June 1985 Academy Graduates.

Prepared by the Planning & Research Division

Authorized:

*W. J. Jones Jr.*  
7/22/85  
(Date)

# Office of the Superintendent

The Office of the Superintendent includes the Legal Counsel Unit and the Public Information Unit.



COL. G. B. BROSAN  
APPOINTED 11/1/85



Colonel Travers retired from the Maryland State Police following a successful career that spanned twenty-eight years. After six years of various barrack assignments, he was assigned to the Investigation Division for seventeen years. With his promotion to Captain in 1977, he served as a troop commander and Commander of the Training Division until he was promoted to Major and assigned to the Legal Counsel Unit. He was appointed as Superintendent July 15, 1982.

COL. W. T. TRAVERS, JR.  
SUPERINTENDENT  
RETIRED 11/1/85

LEGAL COUNSEL UNIT

MR. J. J. DOYLE, III

Three major functions performed by this unit include:

1. providing representation of the Agency and its personnel in civil litigation and administrative hearings
2. providing representation of the Superintendent in disciplinary and grievance procedures
3. providing general counsel in implementing new Agency policies and procedures.

This Unit also provides legal advice and representation to Maryland Sheriffs, Civil Defense and Disaster Preparedness, "911" Emergency Numbers System Board, Governor's Committee on Violence and Extremism, Criminal Justice Information System and the Maryland Chiefs of Police Association.

In 1985, there was again an increased demand for direct legal services as shown in the total number of cases carried from year to year.

A comparison of the unit's activities shows:

	<u>1983</u>	<u>% Change</u>	<u>1984</u>	<u>% Change</u>	<u>1985</u>	<u>% Change</u>
Forfeiture Requests	39	5.3	45	15.4	59	31.1
Lawsuits	25	-16.7	28	12.0	60	114.3
Disciplinary Actions	72	-1.4	78	8.3	75	-3.8
Cases carried into next year:	153	23.4	169	10.5	197	16.6

Court Participation:

	<u>1983</u>	<u>1984</u>	<u>1985</u>
U.S. Court of Appeals for the Fourth Circuit . . . . .	2	0	2
U.S. District Court for the District of Maryland . . . . .	10	16	20
Other U.S. District Courts . . . . .	3	4	4
Court of Special Appeals of Maryland . . . . .	2	8	2
Circuit Courts of Maryland . . . . .	62	57	52
District Court of Maryland . . . . .	10	19	47
U.S. Bankruptcy Court . . . . .			1
Superior Court of New Jersey . . . . .			1
Totals . . . . .	89	104	129

## PUBLIC INFORMATION UNIT

MR. C. JACKSON

The Public Information Unit consists of two sections, Public Affairs and Technical Services, and is responsible for disseminating information to the public with a minimum disruption of police activities.

The Public Affairs Section responds to statewide, national, and international media and public inquiries, plans and implements public information and education programs designed to support traffic safety projects, and schedules and conducts news conferences. The Section also provides support for the Agency's crime prevention, recruitment, and other law enforcement efforts.

The Technical Services Section provides a wide range of media services to the Agency and other local and state agencies, which include the Department of Transportation, Maryland Institute for Emergency Medical Services Systems, Governor's Office, administrative offices of the District and Circuit Courts, Department of Health and Mental Hygiene, and the Department of Public Safety and Correctional Services. The services include the production of public service announcements, training modules, slide/tape presentations, transferring of film to videotape or from one videotape format to another, and photographic services.

During 1985, the Public Information Unit was heavily involved in a number of activities associated with a Maryland Department of Transportation grant directed toward highway safety. Those activities involved the production and distribution of public information and education materials, including 100,000 bumper stickers, 10,000 posters, 700 videotapes and 20,000 brochures.

The Unit also continued production of the Agency weekly radio program that is distributed to 43 stations around the State with an estimated audience of 200,000 in Maryland and the District of Columbia.

# Administrative Services Bureau

The Administrative Services Bureau consists of the Planning and Research Division, Personnel Management Division, Finance Division, Internal Affairs Unit, and the Staff Inspection Unit.



LT. COL. E. M. EVANS  
CHIEF, A. S. B.

## FINANCE DIVISION

MR. W. M. HURLEY

The Finance Division is responsible for all fiscal operations including payroll, fleet costs, property accounting, working funds, and State Aid for Police Protection.

During 1985, members of the Finance Division Headquarters visited 111 local subdivisions to review the accuracy of their financial reporting techniques concerning expenditures from the State Aid for Police Protection Fund which totalled \$73,995,873. It also maintained the financial records for all federal grants awarded the Agency, which in 1985, amounted to \$642,162. This division supervises the inventory control of the Supply Division's warehouse and the repair parts for the Aviation, Electronic Services and Motor Vehicle Divisions which had a total value of \$1,518,668.



Additional measures of work volume performed by this division include:



## FINANCE DIVISION (CONT'D.)

<u>Accounting Operations</u>	<u>Number of Reports/Transactions</u>					
	<u>1983</u>	<u>% Change</u>	<u>1984</u>	<u>% Change</u>	<u>1985</u>	<u>% Change</u>
Purchase Orders Received	5,400	35.0	5,067	-6.2	4,660	-8.0
Invoices Processed	22,200	-7.5	22,132	-0.3	20,664	-6.6
Disbursement Transmittals	502	—	557	11.0	572	2.7
Payment Vouchers	15,054	5.2	14,285	-5.1	13,683	-4.2
<u>Motor Vehicle</u>						
Reports	17,880	-0.1	18,132	1.4	18,456	1.8
Repair Orders	15,750	-18.6	19,238	22.1	22,295	15.9
<u>Supply Division</u>						
Requisitions	26,256	—	25,910	-1.3	24,528	-5.3
<u>Property Held</u>						
Requisitions	17,796	13.2	17,880	0.5	16,556	-7.4
Working Fund Checks Issued	3,202	14.9	3,238	1.1	3,089	-4.6
Welfare Fund Checks Issued	305	—	352	15.4	213	-39.5

## INTERNAL AFFAIRS UNIT

CAPT. T. S. BOSLEY

This Unit investigates violations of Agency policy by sworn members deemed appropriate by the Superintendent, Deputy Superintendent, and/or Commanders.

The following represents the origins and comparison of the complaints for the past three years:



	<u>1983</u>	<u>% Change</u>	<u>1984</u>	<u>% Change</u>	<u>1985</u>	<u>% Change</u>
Agency Accidents	124	—	139	12.1	133	-4.3
Supervisory Complaints	236	13	334	41.5	277	-17.1
Citizen Complaints	219	—	202	-7.8	225	11.4

With the appointment of the 90th Academy Class on January 27, 1986, the representation of blacks on the sworn force reached 13.6 percent, just four tenths of a percent short of the long term goal set forth in the Agency's Consent Decree with the U. S. Department of Justice. This progress was achieved despite a shortage of black applicants at the entry level and relatively high attrition among experienced black officers.



Consistent with gains made in previous years, the proportion of women on the sworn force increased from 3.8 percent to 4.4 percent. As in the past years, the progress in the utilization of women continues to be hampered by high attrition rates, particularly at the recruit level.

In September, 1983, the United States Department of Justice approved the Agency's use of the written examination developed and validated by the division during 1982. The examination was used as a processing device throughout 1985 with continued highly promising results. Through use of the examination, the Agency can expect, over the long term, to reduce processing costs by two-thirds, and rejections on probation significantly. The division continues to receive numerous requests for information about the examination from state and local police departments throughout the country.

The Division has the responsibility to review claims filed by current and former employees with the Workmen's Compensation Commission. When notice of claims are received, a review of the case file is undertaken and a determination has to be made concerning whether the claim should or should not be contested. If contested, a member of the Division must appear at a hearing to give testimony in support of the Agency's position. Workmen's Compensation Commission claims processed during 1985 totalled 294 (a 5.4 percent increase over last year).

All unemployment insurance claims are reviewed and, if warranted, contested. Written responses have to be submitted in response to all claims made. Hearings are set at a commissioner level for those cases that are not satisfactorily resolved by the claims reviewers based on our written response. Eventually, some claims each year reach the appeals level. During 1985, several unemployment insurance claims were scheduled at the appeals level.

The Division processed 51 uniform service retirements and 4 uniform disability retirements during 1985. In addition, there were also 13 non-uniform employee service retirements and two non-uniform disability retirements processed. In 1985, the Agency experienced a turnover of 9.5 percent of the First Lieutenants, 6.5 percent of the Second Lieutenants, 8.4 percent of the First Sergeants, and 12.9 percent of the Sergeants. The average length of actual State service declined from 24.1 years in 1984 to 23.4 years during 1985. As in previous years, many retirees left this Agency to seek or accept employment in the public or private sector to enhance their future

## PERSONNEL MANAGEMENT DIVISION (CONT'D.)

financial situation through salary in the new job, combined with State retirement benefits.

### CAREER DEVELOPMENT UNIT

During 1985, the Career Development Unit interviewed and collected data for nine Agency isolated positions. Detailed job descriptions and work behavior statements, coupled with the knowledge skills and abilities, were combined with the time spent and importance ratings for the following job positions: Electronic Services (radio) Technician; Electronic Services (radio) Technician Area Supervisor; Evidence Coordinator; Questioned Document Examiner; Questioned Document Examiner Unit Supervisor; Evidence Analyst; Purchasing Agent; Polygraph Examiner; and Polygraph Coordinator.

The end product was a detailed written job specification developed for each of these Agency job positions.

Also, during 1985, subject matter experts were identified in the ranks of Trooper through Sergeant for the following Agency Divisions, Units and Field Barracks: Executive Protection Division, Security Services Unit, Airport Division, Automotive Safety Enforcement Division, Truck Enforcement Division, Northeast, Valley, Leonardtown, and Forestville Barracks. The subject matter experts participated in Job Analysis sessions which provided the necessary and needed information to formulate detailed work behavior statements and the related knowledges, skills, abilities, and other characteristics associated with these job positions. The development of this information has played a vital role in the classification and job specification phase of the Career Development Project.

During November and December of 1985, several meetings were held with personnel from Morris and McDaniel, Inc.

Pertinent information formulated by Career Development personnel will be utilized in the development of promotional system selection devices based upon the results of the Job Analysis Project.

### 1985 Recruiting Statistics

	<u>Total</u>	<u>Male</u>		<u>Female</u>	
		<u>White</u>	<u>Black</u>	<u>White</u>	<u>Black</u>
<u>Applications Issued</u>					
Trooper	2,928	1,448	1,101	188	191
Cadet	659	462	115	72	10
<u>Applications Returned</u>					
Trooper	1,084	602	333	94	55
Cadet	198	130	38	26	4

PERSONNEL MANAGEMENT DIVISION (CONT'D.)

1985 Recruiting Statistics (cont'd.)

	<u>Total</u>	<u>Male</u>		<u>Female</u>		
		<u>White</u>	<u>Black</u>	<u>White</u>	<u>Black</u>	
<u>Processing Trooper</u>						
<u>Agility Test</u>						
Invited	1131	610	380	81	60	
Participated	899	490	300	58	51	
Passed	716	384	233	54	45	
<u>Written Examination</u>						
Participated	616	339	201	46	30	
Former Applicants						
Retested	92	59	28	3	2	
Passed	258	133	81	28	16	
<u>Interviewed</u>	240	151	57	25	7	
<u>Processing Cadets</u>						
<u>Agility Test</u>						
Invited	77	49	20	5	3	
Participated	66	46	16	4	0	
Passed	50	35	11	4	0	
Processed Further	29	23	4	2	0	
<u>Recruiting Functions</u>	<u>1983</u>	<u>% Change</u>	<u>1984</u>	<u>% Change</u>	<u>1985</u>	<u>% Change</u>
College Visits	57	90.0	74	29.8	49	-33.8
High School Visits	50	11.1	114	128.0	102	-10.5
Displays/Presentations	119	67.6	143	20.2	151	5.6
Lectures/Military In- stallations/Miscellaneous	211	106.8	84	-60.2	86	2.4
Community Contacts	--	--	682	--	498	-27.0
<u>Follow-Up Program</u>						
Telephone Contacts	10	-94.3	21	110.0	63	200.0
Letters Mailed	1,061	57.1	709	-33.2	886	25.0
In Person	151	39.8	229	51.7	329	43.7

MEDICAL SECTION

Enforcement and control of the Agency Sick Leave Program is a major responsibility of this section.

This section also performs all pre-employment physicals for potential Agency employees, both civilian and uniformed, for the Maryland Police Training Commission, Maryland Port Administration Police, and the Department of Public Safety and Correctional Services.

## PERSONNEL MANAGEMENT DIVISION (CONT'D.)

### MEDICAL SECTION (cont'd.)

#### Physical Examinations

	<u>1983</u>	<u>Change</u>	<u>1984</u>	<u>%</u> <u>Change</u>	<u>1985</u>	<u>%</u> <u>Change</u>
Non-Police Personnel	24	-88.6	40	66.7	65	62.5
MSP Police Personnel	862	1.1	458	-46.9	714	55.9
Trooper and Cadet Applicants	416	68.4	232	-44.2	344	48.3
Md. Port Administration Police	6	--	12	100.0	13	8.3
TOTAL:	1,308	-0.2	742	-43.3	1,136	53.1

A new physical examination for Agency personnel was implemented in 1984. A better, more comprehensive physical examination resulted from this change and it was well received by Agency personnel.

A streamlined physical examination for potential employees was implemented in 1985, resulting in a more efficient processing of applicants through a more comprehensive examination.

The Medical Section has a rabies inoculation program. A total of 78 additional personnel were inoculated with the anti-rabies serum in 1984. An additional 91 employees were inoculated in 1985. Boosters of the 1983-84 anti-rabies program will be performed in the spring of 1986.

The flu inoculation program and poison ivy inoculation program was continued on a voluntary basis.

## PLANNING AND RESEARCH DIVISION

MR. C. F. BANASZEWSKI

The Planning and Research Division responds to administrative inquiries and special assignments as directed by the Superintendent. Ongoing duties include preparing the Annual Report, controlling and publishing the Agency Patrol and Administrative Manuals, coordinating legislative proposals and responses to legislative initiatives during the General Assembly, coordinating all changes in the Code of Maryland Regulations (COMAR) that affect Agency policy and procedures, coordinating all data processing functions and projects concerning Agency forms.



The Division is responsible for the administration of all traffic safety project grants awarded to the Agency from the Maryland Department of Transportation (MDOT) and the coordination of all police traffic service grants awarded

## PLANNING AND RESEARCH DIVISION (CONT'D.)

by MDOT to Maryland police departments and allied agencies. In 1985, the Division administered five grants which amounted to \$581,900.

Examples of projects undertaken in 1985 included:

- o establishing a drug screening program for recruits and sworn personnel;
- o feasibility study requested by the legislature to discontinue using the Maryland State Police as the primary security force at the Baltimore-Washington International Airport;
- o rewriting the Agency procedures for criminal investigations that includes investigative responsibilities, investigative services and aids; case management, arrest procedures, interrogation, search and seizure, juvenile cases, arrest reports, and related fingerprints and photographs;
- o rewriting Agency policy and procedures to comply with the Fair Labor Standards Act (FLSA) affecting overtime pay for state and local government;
- o feasibility study on leasing patrol vehicles;
- o management analysis study of the Criminal Records-Central Repository.

<u>Projects</u>	<u>1983</u>	<u>1984</u>	<u>% Change</u>	<u>1985</u>	<u>% Change</u>
Open at beginning of year	111	164	47.8	129	-21.3
Assigned	259	169	-34.8	200	18.3
Closed	210	209	-0.5	221	5.7
Open at end of year	164	129	-21.3	108	-16.3

### STAFF INSPECTION UNIT

CAPT. E. L. PEACH

The Staff Inspection Unit completed inspections of the following barracks and divisions during 1985: Hagerstown Barrack, Waldorf Barrack, Cumberland Barrack, Berlin Barrack, and the Automotive Safety Enforcement Division. Problems identified as a result of the inspections were addressed and resolved by Field Operations Bureau command personnel.

# Logistical Services Bureau

The Logistical Services Bureau provides the materials and services needed for the Maryland State Police and other Maryland allied agencies to perform their mandated functions. Included in the Bureau are the Capital Improvements, Electronic Services, Motor Vehicle, Supply, Telecommunications and Training Divisions. It also contains the Criminal Records Central Repository (CR-CR) and the Central Accident Records (CARD) Divisions which have the responsibility to collect, analyze and disseminate data from all Maryland law enforcement agencies on criminal offenses/arrests/dispositions and motor vehicle accidents, respectively.



LT. COL. W. T. GERWIG  
CHIEF, L. S. B.

## CAPITAL IMPROVEMENTS DIVISION

MR. R. A. HERSCHBERGER, JR.

The Capital Improvements Division is responsible for insuring the day-to-day operation of all State Police facilities. This is accomplished through the procurement of contracts for routine and emergency repairs.



Division activities for 1985 include:

- completing renovation of the Cub Hill Radio Tower.
- completing the installation of two energy efficient boilers at the Headquarters Complex.
- completing the installation of the city water line at Barrack D, Bel Air, Maryland.

## CAPITAL IMPROVEMENTS DIVISION (CONT'D.)

- installing a vent hood and exhaust system in the Headquarters Complex Cafeteria to comply with Baltimore County Health and Fire Codes.
- negotiating a contract for renovation of the training tank at the Headquarters Complex.
- negotiating contracts for construction programs to renovate a bank building to house the Prince Frederick Barrack. Programs were also written for the construction of a new central property/evidence storage building, a new Rockville Barrack, and a Centreville Barrack.
- investigating an emergency situation at the Waldorf Barrack which led to the barrack being evacuated and temporary operations being conducted from trailers. The problem was leakage of the barrack's 4,000 and 10,000 gallon gasoline tanks. The Division took the necessary corrective action encompassing a month and a half to resolve the problem without interrupting the barrack's operation.
- establishing an inspection checklist, under the directive of the Department of General Services, to be completed monthly by each Maryland State Police facility. The checklist will provide the Division a running account of the condition of buildings and grounds.
- completing the asbestos abatement training by all Division maintenance employees.
- completing contracts for maintenance, services and emergency repairs utilizing the appropriated budget of \$372,725.

## CENTRAL ACCIDENT RECORDS DIVISION (CARD)

MR. W. H. NIEMEYER

This Division, comprised of three sections, is responsible for collecting, analyzing, and disseminating information regarding statewide motor vehicle accidents. In addition, the Division processes documentation required by the field reporting system, operates a printing facility, and serves as the Agency repository for traffic citations.

The Accident Records and Citation Control Section processes and microfilms, for a five year retention period, motor vehicle accident reports which are submitted by all police departments in Maryland (except Baltimore City). Copies of accident reports, supplemental reports, accident reconstructions and related photographs are provided to requesting parties on a fee basis. Since a fee is





## CENTRAL ACCIDENT RECORDS DIVISION (CARD) (CONT'D.)

not charged for an unsuccessful search, refunds are processed for documents requested, but not in the repository. Citations issued by Maryland State Troopers are processed by the Citation Control Unit and filed for a three year retention period. Information extracted from these citations is used to prepare the monthly annual Traffic Arrest Summary.

The Automated Reporting Section enters data from the accident reports into the Maryland Automated Accident Reporting System (MAARS) data base for subsequent retrieval of statistical data. Complaint Control Cards from all MSP installations are screened and logged for entry into the Automated Incident Reporting System (AIRS).

CARD provides statistical data pertaining to accident occurrences to the Maryland Department of Transportation, the National Safety Council, the National Highway Traffic Administration, Maryland State Police installations, other law enforcement agencies, the news media, and interested citizens. Quarterly and annual administrative summaries of data extracted from MAARS are distributed to over 100 contributors to the Maryland Automated Accident Reporting System. Each week, over 900 copies of the News Release and Review of Highway Fatalities are distributed. Traffic fatality information is disseminated through the MILES System on a daily basis.

The Printing Section serves the entire Maryland State Police organization. In addition to printing the summaries, reports, and newsletters generated by CARD, it also prints the Patrol and Administrative Manual revisions, training manuals, the Crime Bulletin, and Agency forms. Periodically, support is also provided to other offices of the Department of Public Safety and Correctional Services.

A comparative analysis of division activities the past three years indicates:

	<u>1983</u>	<u>% Change</u>	<u>1984</u>	<u>% Change</u>	<u>1985</u>	<u>% Change</u>
Fatal Accidents	615	3.4	592	-3.7	665	12.3
Fatalities	663	0.5	650	-2.0	740	13.9
Citations						
Processed	327,180	7.6	348,685	6.6	361,779	3.8
Issued- Speed	137,040	15.2	160,796	17.3	160,529	-0.2
Issued- DWI	16,282	3.1	15,541	-4.6	13,929	-10.4
Accident Reports						
Microfilmed (23						
Counties)	88,500	7.2	90,629	2.4	94,949	4.8
Entered: MAARS	125,750	3.4	129,968	3.4	133,822	3.0
Accident Reports						
Fees Received	\$27,340	-23.0	\$43,244	58.2	\$45,606	5.5
Requests Returned	6,200	-2.7	6,459	4.2	7,365	14.0
Photographs						
Fees Received	\$ 9,153	41.3	\$17,117	87.0	\$20,072	17.3
Complaint Control Cards						
Processed (AIRS)	420,004	4.1	434,747	3.5	445,405	2.5
Printing						
Impressions	5,761,756	-16.7	6,200,761	7.6	6,542,803	5.5

# CRIMINAL RECORDS CENTRAL REPOSITORY (CRCR)

MR. L. EDWARDS

The Criminal Records Central Repository (CR-CR) is responsible for the collection, storage and dissemination of information concerning criminal history records for the State of Maryland. In addition to the criminal history information, the Repository collects criminal statistics through the Uniform Crime Reporting Section. This data is published semi-annually and annually.



The Criminal Records Central Repository enhanced services to local criminal justice agencies by conducting 67 seminars that trained 1,176 persons in privacy and security and the computerized criminal history system. An indicator of the success of these seminars has been a reduction in the number of original record checks received from the criminal justice agencies for investigative purposes, bond hearings and parole and probation supervision.

January 1, 1985 marked the beginning of the Central Repository's participation in the Repeat Offender Program. Upon receipt of a criminal fingerprint card that reflects at least one of the targeted offenses, the individual's record is reviewed to determine if there are prior convictions and incarcerations that would make him a possible repeat offender eligible for sentencing under the mandatory sentencing guidelines. Should an individual meet the established criteria, the complete record is converted to the computerized file for accessibility by law enforcement, prosecutors, courts, and supervision.

After reviewing the records of 1,885 possible candidates for mandatory sentencing, a total of 223 individual records were converted to the computerized file.

	<u>1983</u>	<u>% Change</u>	<u>1984</u>	<u>% Change</u>	<u>1985</u>	<u>% Change</u>
Criminal Fingerprint Cards Processed	105,830	-8.0	107,906	2.0	104,083	-3.5
Applicant Fingerprint Cards Processed	23,750	7.1	46,018	93.8	34,386	-25.3
Requests for Criminal Information	400,277	11.7	638,051	59.4	361,961	-43.3
Criminal Investigation Reports Processed	26,161	-6.6	27,767	6.1	29,767	7.2

## CRIMINAL RECORDS CENTRAL REPOSITORY (CRCR) (CONT'D.)

	<u>1983</u>	<u>% Change</u>	<u>1984</u>	<u>% Change</u>	<u>1985</u>	<u>% Change</u>
Criminal Arrest Slips Processed	13,656	-3.4	14,751	8.0	16,529	12.1
Agencies (Private) Approved	77	-3.8	130	68.8	177	36.2
Petitions for Ex- pungement Processed	4,049	14.3	3,491	-13.8	3,705	6.1
Court Orders Processed	4,231	16.9	3,551	-16.1	3,638	2.4

### ELECTRONIC SERVICES DIVISION

CAPTAIN J. O. ECCLESTON

The Electronic Services Division is responsible for the management of a multi-faceted communications system supporting the mission of the Maryland State Police, as well as numerous Federal, State and local governmental entities.



During 1985, the Division developed specifications for a Low Band Synthesized Mobile Radio, which is a state-of-the-art transceiver with microprocessor control. This technology eliminates the need for crystals, as in the Agency's current radios, and provides capabilities for up to sixteen frequencies within a single unit. Due to unique operational requirements, these radios had to be capable of operating efficiently on two widely separated frequency ranges. The Division proposed the design of a special antenna switching scheme to address this problem in a simple and cost effective manner. Working with factory personnel, a system was developed to allow antenna selection to be programmed to operate as a function of channel selection, a valuable feature not previously offered in this type of radio by any manufacturer. The specifications were reviewed by the Department of General Services and released for bid along with the previously developed specifications for mobile repeaters. In December 1985, the bid was awarded for seventy-five of these synthesized mobile radios and seventy-five compatible repeaters.

Specifications were also developed for a hand-held K-Band Radar unit. The bid was subsequently awarded and twelve of the Falcon Model hand-held Radar units were purchased, along with six moving Radar units. Additionally, forty-five Vascar Plus speed computers were purchased for installation into the Agency's fleet.


## ELECTRONIC SERVICES DIVISION (CONT'D.)

Additional specifications were developed for Low Band Table Top Synthesized Base Stations for installation in the newly constructed Truck Enforcement facilities located on Interstate 70 in Frederick and Howard Counties.

A 24.3 percent decrease in maintenance and repair to base stations and the associated reduction of 58 percent in maintenance and repairs to remote control units can be directly attributed to the installation of new base stations and new communications consoles.

During 1985, three Orbacom Communications Consoles were purchased and installed at the Frederick, Northeast and Easton Barracks. In support of those installations that have not yet been outfitted with communications consoles, twelve new solid state remote control units were purchased. These units are distributed as needed to update existing equipment. Four solid state base stations were acquired and installed during 1985 at Bel Air, Frederick and Valley Barracks, and forty-two Vascar Plus units were purchased along with twelve stationary and six hand-held Radar units.

The Agency fleet saw further enhancements during the year by way of installation of an additional 143 repeater systems, bringing the total number of vehicular repeaters to 620 Statewide.



MR. T. FLAVIN, RADIO REPAIR TECHNICIAN AT THE  
RADIO/VASCAR SHOP, SECURITY BARRACK

ELECTRONIC SERVICES DIVISION (CONT'D.)

Maintenance and Repairs to MSP Equipment

<u>Type</u>	<u>1983</u>	<u>1984</u>	<u>% Change</u>	<u>1985</u>	<u>% Change</u>
Base Stations	293	329*	12.3	249	-24.3
CB Radios	N/A	221	N/A	203	-8.1
Communications Consoles	N/A	31	N/A	29	-6.5
Electronic Sirens	298	339*	13.8*	238	-29.8
Emergency Generators	N/A	48	N/A	31	-35.4
Hand-Talkies	N/A	195	N/A	289	48.2
Miscellaneous	848	729*	-14.0*	575	-21.1
Mobile Radios	2088	2089*	0.05*	1875	-10.2
PAC RT (Repeater Trunk Unit)	N/A	105	N/A	74	-29.5
Pagers	N/A	13	N/A	11	-15.4
Portable Radios	N/A	321	N/A	403	25.5
Radar & Vascar	610	560*	-8.2*	578	3.2
Radio Installations	1046	772*	-26.2	868	12.4
Radio Removal	806	597*	-25.9*	693	16.1
Remote Control Units	N/A	131	N/A	55	-58.0
Scanner Radios	N/A	7	N/A	8	14.3
Vascar Installations	N/A	38	N/A	84	121.1
Vascar Removal	N/A	25	N/A	38	52.0

Maintenance and Repairs to Allied Agencies

<u>Type</u>	<u>1983</u>	<u>1984</u>	<u>% Change</u>	<u>1985</u>	<u>% Change</u>
Mobile Radios	83	177*	113.3*	164	-7.3
Radar & Vascar	117	123*	5.1*	65	-47.2
Radio Installations	57	85	49.1	66	-22.4
Radio Removal	17	33	94.1	25	-24.2

\* Data reflects recomputation of 1984 work orders.  
N/A Information not available.

## MOTOR VEHICLE DIVISION

CAPT. P. T. TWIGG

The motor vehicle preventive maintenance program begun in 1981 continued to show its impact in 1985. This program is responsible for reducing downtime and cost-per-mile operation. Cost-per-mile operation was reduced from 0.101 cents in 1984 to 0.097 cents in 1985. The fleet of 1,526 vehicles traveled 37,909,327 miles, using 2,843,822 gallons of gasoline for a fleet average of 13.3 miles per gallon. During 1985, 448 fleet vehicles were replaced.



The Exhaust Emission Control Program initiated in 1984 is still in operation. The emission test counts as a maintenance/repair job, which contributed to the increase in the number of repair jobs totalling 88,127 in 1985. Additionally, in 1985, the Agency began repairing vehicles for the Department of Public Safety and Correctional Services, Civil Defense, Fire Marshal and Emergency Medical Services.

In 1985, fifteen air bags were installed in the 1984 Ford Crown Victoria's. The equipment was furnished by the Romeo Kajyo Inc., Tempe, Arizona. This project was being sponsored by the Office of Passenger Research, U.S. Department of Transportation, National Highway Safety Administration, Washington, D.C.

<u>Year</u>	<u>Maintenance/Repairs Completed</u>
1979	85,033
1980	89,370
1981	100,229
1982	94,767
1983	85,921
1984	82,355
1985	88,127

## SUPPLY DIVISION

F/SGT. L. W. TOLLIVER

The Supply Division is responsible for the acquisition, storage and distribution of Agency equipment and supplies. This includes the purchase of uniforms and police equipment, janitorial supplies, administrative supplies and the purchasing of forms printed by independent printers. The Division prepares bids and retains files on all pertinent documents and correspondence relating to bid procedures.



## SUPPLY DIVISION (CONT'D.)

During 1985, routine course of business of all installations necessitated issuing 4,742 special purchase orders to provide funding for goods, services, repairs, etc. for their daily operational needs. A grand total of \$2,740,915 was expended for special and/or emergency purchases.

The division's inventory and record keeping systems will be facilitated with the micro-computer system that was purchased and installed in 1984.

Gasoline utilization is showing a downward trend in total gallons consumed.

<u>Fiscal Year</u>	<u>Gallons Consumed Agency Vehicles</u>
FY 1979	3,482,303
FY 1980	3,394,488
FY 1981	3,211,828
FY 1982	3,217,572
FY 1983	3,135,525
FY 1984	2,947,223
FY 1985	2,843,822

For 1985, \$37,595 was returned to the General Fund from the sale of salvaged automotive tires and miscellaneous surplus equipment.

## TELECOMMUNICATIONS DIVISION

1/LT. R. W. GEORGE

Tele-Communications Division is primarily responsible for:

- a. managing the Law Enforcement Information and Communications Systems within the State
- b. managing the telephone systems and services thereto of all MSP facilities and coordinating the telephone systems of the Department of Public Safety and Correctional Services
- c. operating the Agency mail System
- d. staffing the Duty Officer and Radio Dispatcher positions at Headquarters.



## TELECOMMUNICATIONS DIVISION (CONT'D.)

### TELEPHONE SYSTEMS

In June 1985, a state-of-the-art telephone system was installed at MSP Headquarters. This system combined the State Police with the Division of Data Services, which previously had separate systems at the Pikesville complex.

A Request for Proposal for the installation of a new telephone system for the Frederick Barrack was also initiated in December 1985.

### NCIC

As a result of a new National Crime Information Center (NCIC) user's agreement with the FBI, this Agency is required to comply with certain minimum standards. This includes the establishment of a quality control program to audit the NCIC files of all Maryland police departments and the establishment of basic and in-service training for all terminal operators. The quality control program has been established and the training programs are in the development stages at this time.

A comparative analysis of the work performed by the Division is as follows:

	<u>1983</u>	<u>% Change</u>	<u>1984</u>	<u>% Change</u>	<u>1985</u>	<u>% Change</u>
Telephone Calls Received	84,569	-1.8	75,964	-10.2	74,944	-1.3
Personal Contacts	48,903	-0.2	44,787	-8.4	41,743	-6.8
Summons/Subpoenas Processed	4,277	10.3	4,823	12.8	4,102	-14.9
Monthly Average MILES Transmissions	2,977,015 <sup>1</sup>	--	5,844,277 <sup>2</sup>	96.3	7,736,304	32.0
Terminals on MILES	279	28.6	837 <sup>2</sup>	200.0	1,111	33.0
Mail Processed (Pieces)	110,267	2.7	126,078	14.3	144,230	14.4

<sup>1/</sup> Program change in July, 1982 eliminated "journaling" from the traffic count.

<sup>2/</sup> Reflects a change in record keeping. There are 837 MILES terminals plus terminals using the system via interface with MILES. The addition of terminals within interface, such as the Motor Vehicle Administration and the Washington Area Law Enforcement Systems heavily impacted the average monthly traffic shown here.



## TRAINING DIVISION

1/Lt. J. E. GLORIOSO

The Training Division is located in the State Police Headquarters complex in Pikesville. Members of the Division select individuals from other units of the Agency, plus knowledgeable civilians and personnel from other agencies participate in the training of Agency personnel and personnel of allied agencies. Formally, the Division is subdivided into two levels: Entrance Level Training and In-Service Training.



### ENTRANCE-LEVEL TRAINING

In 1985, the fifty-five hour Driver Training Program for recruits was approved as a pass/fail requirement. The recruits are required to attain at least a 70% grade in each of the following areas: Defensive/Skill Driving, Skid Control, and High Speed Operations.

Upon graduation of the 89th recruit class, the Training Division implemented a Field Training Trooper (FTT) Program. The training program is designed to provide uniform instruction to newly assigned troopers. Included in the program are daily and weekly evaluation requirements. This provides a means by which supervisory personnel are aware of the new employee's performance and provides the new employee with feedback so adjustments can be made to improve performance.

For the 87th, 88th and 89th recruit classes, three days were set aside at the end of the Academy curriculum for role plays and scenarios. During these three days, the students were expected to put their training into practice. The scenarios included a personal injury accident, a domestic dispute, a DWI violation, a hitchhiker/assault/CDS situation, as well as various police officer survival traffic stops. Students were critiqued after each role playing scenario. The response to this type of training has been very positive, and will continue during future classes.

Entrance-level training statistics for the latest four recruit classes are as follows:

	<u>86th</u>	<u>87th</u>	<u>88th</u>	<u>89th</u>
No. of Students Appointed	40	39	40	63
No. of Students Graduated	36	33	34	59
Cumulative Class Average	84.27%	84.47%	86.68%	85.68%
Date of Graduation	6/14/84	12/21/84	6/21/85	12/6/85

### IN-SERVICE LEVEL TRAINING

The In-Service Training Section coordinates and/or conducts training given to all members of the Maryland State Police except entrance-level police employees. One of the most important aspects of in-service training is meeting the mandates of the Maryland Police Training Commission which

## TRAINING DIVISION (CONT'D.)

controls the recertification of all Troopers, Troopers First Class, and Corporals. This is currently accomplished on a bi-yearly basis. In addition, there are Maryland Police Training Commission mandates concerning the initial training of first-line supervisors and administrators. In 1985, 963 Troopers, Troopers First Class, and Corporals attended recertification programs, while 57 newly promoted supervisors and 12 newly promoted administrators attended their respective schools.

Continued this year was the tri-level criminal investigation training program. The first level was a basic criminal investigation school which was designed to meet the needs of the new field investigator as well as the needs of those uniformed personnel interested in criminal investigation. The intermediate criminal investigation school was intended for those investigators with two to four years of investigative experience and for those uniformed officers who had already attended a basic investigation program. The management level program was for an audience of criminal investigation supervisors. All three levels were revised according to the critiques of the students and the comments of the instructors involved in the 1984 cycle. During 1985, a total of 114 personnel attended these schools.

So that the Agency can maintain its current excellent reputation in speed enforcement, the In-Service Training Section conducted three basic RADAR and four basic VASCAR and VASCAR PLUS schools. In addition, nine radar recertification and three VASCAR and VASCAR PLUS recertification schools were conducted. A total of 448 people were trained. So that these programs can continue to be offered as conveniently and as economically as possible, proposals were submitted in 1985 to have VASCAR and radar instructor training schools during the first part of 1986. Funding for the latter school has been obtained through a Federal Department of Transportation grant.

To maintain certification with the Maryland Institute for Emergency Medical Services System, the Training Division offered six eighteen-hour First Responder Refresher courses during which 186 sworn personnel were trained. In addition, sixteen troopers from the Executive Protection Division completed a special twenty-four hour First Responder Refresher course, and certain members of the Aviation Division completed a twenty-five hour Emergency Medical Technician retraining program.

In August, two two-day seminars were conducted for traffic homicide investigators. The seminars covered braking systems on buses and trucks and the usage of the Crash 3 computer which helps the traffic investigator determine the impact speed of vehicles from the amounts of damage sustained. In October, a two-week school in advanced accident investigation and accident reconstruction techniques was held at the Montgomery County Police Academy. In addition to Agency personnel, police officers from around the State attended.

Agency firearms training underwent major changes during 1985. Emphasis was placed on providing the most realistic training possible to better prepare troopers to survive an armed encounter. Many members received training on a

## TRAINING DIVISION (CONT'D.)

judgmental firearms course which utilized turning, life-like targets, requiring troopers to use good judgment, marksmanship and officer survival techniques. The judgmental shooting program is expected to be expanded in 1986.

In 1985, the Agency adopted the Standard Qualification Course (SQC) which is designed to teach troopers to fire accurately, quickly, and safely, from distances ranging from three feet to twenty-five yards. Incorporated into the course are many officer survival techniques such as "hot line" (never holstering an unloaded weapon), indexing rounds, double-tap firing, and using available cover. Additional courses patterned after the SQC will be fired in 1986, replacing the Practical Pistol Course and the old Night Fire Course.


In 1985, members of this Agency attended 154 out-of-state training programs for a total of 7,496 manhours of instruction. Although funding was not specifically appropriated for many of these programs, funding was made available through other sources such as the Maryland Department of Transportation, the Federal Bureau of Investigation, the Middle Atlantic Great Lakes Organized Crime Law Enforcement Network, the National Highway Traffic Safety Administration, the Federal Aviation Administration, the International Association of Chiefs of Police, and the Drug Enforcement Administration. In addition, the cooperative atmosphere existing among all police training divisions in the state allowed the Agency to take advantage of some of the programs and resources provided by allied agencies.

In-Service Training (Manhours)	<u>1985</u>	<u>1984</u>	<u>1983</u>	<u>1982</u>
In-House Training	64,926	50,546	42,900	48,584
Other Training	14,450	15,160	9,618	14,104
Civilian Training	1,766	1,800	1,393	474


The resources maintained by the Training Division are the Police Academy Library, and the publications Legal Briefs and Contemporary Trooper Topics. The Library provides contemporary, reliable police-related material in the form of books, periodicals, and films, while the publications produced by the Academy provide members with information related to law, supervision, administration, and special interest topics.



AGILITY



SKID PAN DRIVER TRAINING COURSE



STAMINA



CONTROL

LET NO MAN'S GHOST EVER SAY:  
"IF ONLY TRAINING HAD DONE ITS JOB."

# Special Operations Bureau

The Special Operations Bureau has a wide variety of responsibilities including supportive functions such as the Crime Laboratory and medical evacuation services, special enforcement such as trucking, automotive safety and BWI Airport law enforcement and investigative services. Other duties include Maryland Port Administration, firearms licensing and executive protection.




LT. COL. H. A. CUMBERLAND  
CHIEF, S. O. B.




ROADSIDE TRUCK WEIGHING WITH PORTABLE SCALES

A RECRUIT IS  
INTRODUCED  
TO A  
CANINE UNIT



DUELATRON  
REMOTE CONTROL  
SYSTEM

F/ST. L. FARIES  
WITH RECRUITS  
ON THE  
FIRING RANGE



# AIRPORT DIVISION

CAPTAIN E. V. CLARK

The Airport Division's area of responsibility consists of all property owned, leased by or under control of the State Aviation Administration. This property is located in the northern part of Anne Arundel County and consists of approximately 3,360 acres. Members of the Division are responsible for providing police services at the BWI Airport Terminal, as well as for patrolling approximately fifteen miles of highway plus numerous parking lots which are used by both employees and Airport customers.



The Baltimore-Washington International Airport area is a commercial environment with aviation related industry. The complex contains thirty-five air passenger and cargo carriers, forty-three businesses, one hotel, two banks, Maryland Department of Transportation offices, five major car rental centers, one service station and the Amtrak passenger station. There are approximately 6,000 government and private industry employees who work in the area serviced by the Airport Division. All calls for services in this area are directed to the Division.

The volume of work for the Division increases as the number of passengers using the Airport increases. During 1985, 1,317,964 more people enplaned than in 1984. It is estimated that approximately nine million non-passengers visited the Airport in 1985.

<u>Year</u>	<u>Number of Passengers</u>	<u>% Change</u>
1983	5,342,329	15.7
1984	6,675,156	24.9
1985	7,993,120	19.7

In 1985, the Airport Division acquired two police motorcycles which have been used for parking lot patrol, parking regulation enforcement and general police functions. At the present time, the vehicles have not been available sufficiently to determine their effectiveness; however, they have played a role in several criminal apprehensions which may not have occurred with the use of conventional vehicles.

### Comparison of Activities Between 1983 and 1985


	<u>1983</u>	<u>% Change</u>	<u>1984</u>	<u>% Change</u>	<u>1985</u>	<u>% Change</u>
S.A.A. Parking Summonses	3,105	0.3	4,793	54.4	7,546	57.4
Motor Vehicle Summonses (State)	971	125.3	1,503	54.8	2,326	54.7
Motor Vehicle Warnings	17,212	37.3	19,150	11.3	15,041	-21.5
Safety Equip. Repair Orders	776	336.0	716	-7.7	661	-7.7
Incident Reports	840	74.6	430*	-48.8	478	11.2

\* Change probably due to reports submitted in 1983 in areas where a report is not required.

# AIRPORT DIVISION (CONT'D.)

## Comparison of Activities Between 1983 and 1985 (cont'd.)

	<u>1983</u>	<u>% Change</u>	<u>1984</u>	<u>% Change</u>	<u>1985</u>	<u>% Change</u>
Security Violations	385	142.1	521	35.3	614	17.8
AIRS Incidents (Calls for Service)	10,652	45.1	15,264	43.3	15,637	2.4
Accidents Investigated	64	-40.2	90	40.6	104	15.6



MOTORCYCLE INTRODUCED IN 1985 FOR PATROLING THE AIRPORT

## Comparison of Criminal Activities as Reported to the Airport Division

<u>Part I Offenses</u>	<u>1983</u>	<u>% Change</u>	<u>1984</u>	<u>% Change</u>	<u>1985</u>	<u>% Change</u>
Murder	1	100.0	0	-100.0	0	0
Robbery	4	100.0	4	0	2	-50.0
Rape	0	0	0	0	0	0
Aggravated Assault	0	0	0	0	1	100.0
Kidnapping	0	0	0	0	1	100.0
Burglary	0	0	0	0	1	100.0
Breaking & Entering	3	-66.7	2	-33.3	4	100.0



## AIRPORT DIVISION (CONT'D.)

### Comparison of Criminal Activities as Reported to the Airport Division

<u>Part I Offenses</u>	<u>1983</u>	<u>% Change</u>	<u>1984</u>	<u>% Change</u>	<u>1985</u>	<u>% Change</u>
Theft	221	-35.2	337	52.5	346	2.7
Larceny (Auto)	59	55.3	98	66.1	64	34.7
	<u>288</u>	<u>-26.3</u>	<u>441</u>	<u>53.1</u>	<u>419</u>	<u>-5.0</u>
Clearance Rate:	11.5%		9.3%		10.7%	
<u>Part II Offenses</u>						
Assault	13	-18.8	18	38.5	23	27.8
Weapons Violations	44	-8.5	50	13.6	32	-36.0
CDS Violations	30	36.4	36	0.2	30	-16.7
Fugitives	28	--	25	-10.7	24	-4.0
Bomb Threats	17	21.4	9	-47.1	6	-33.3
Trespasses	2	100.0	3	50.0	2	-33.3
All Others	<u>43</u>	<u>-32.8</u>	<u>84</u>	<u>95.4</u>	<u>13</u>	<u>-84.5</u>
	177	7.3	225	27.1	230	2.2
Clearance Rate:	72.3%		63.6%		51.3%	

## AUTOMOTIVE SAFETY ENFORCEMENT DIVISION

CAPT. R. W. JANNEY

The Automotive Safety Enforcement Division is responsible for the State automobile inspection program, as provided under Title 23 of the Transportation Article. The Division is specially funded by the Transportation Trust Fund.

The following are major areas of responsibility:

### Safety Equipment Repair Orders (SERO)

All SERO's issued statewide are submitted to ASED for processing. In addition to initial processing of SERO's, the Division must process and issue suspension notices for non-compliance; issue and assign to Division troopers, tag pick-up orders for non-compliance; and process insurance verification forms (FR-19) which are submitted by vehicle owners who have received a SERO.



## AUTOMOTIVE SAFETY ENFORCEMENT DIVISION (CONT'D.)

### Supervision of Inspection Stations

The Division regulates approximately 1500 inspection stations statewide. Maryland law requires that used vehicles to be retitled must have a safety inspection. Each Division trooper is assigned approximately fifty stations to supervise in an effort to maintain integrity within the program. Station owners and mechanics are civilians; they are tested and licensed by ASED. Discipline is administered both formally and informally through administrative hearings which are held to hear violations of the regulations committed by station owners and registered mechanics. A great deal of time is spent conducting investigations into complaints made by citizens dissatisfied with inspections performed by mechanics.

### Noise Abatement Program

Title 22, Subtitle 6 of the Transportation Article contains noise abatement laws. The Maryland State Police is charged with jointly establishing noise enforcement regulations with the Motor Vehicle Administration. The noise program was legislated in the early 1970's when vehicle noise was a major problem. Since that time, new technology with exhaust noise and types of pavement have reduced vehicle noise. At present, the Division noise enforcement specialists are working noise enforcement on a part-time basis.

### Post-Collision Investigation

The Division provides personnel to perform post-collision investigations for equipment failure on vehicles involved in serious injury and fatal collisions. This service, provided statewide to all police agencies, is time consuming and requires expert court testimony.

### Motor Carrier Safety Program (MCSP)

The Motor Carrier Safety Program was assigned to ASED in 1983. This program involves four agencies working together to perform roadside inspections of large trucks. Inspectors from the Public Service Commission and the Department of Health work together with Division troopers. The Maryland Department of Transportation has been designated lead agency for MCSP by the Governor. Eighty percent funding for this program is provided by the Federal Highway Administration with the remaining twenty percent provided by the State. Assigned inspectors work full-time, randomly selecting trucks and inspecting critical safety items. Trucks with serious defects are not permitted to proceed until repairs are effected.

Teams started inspections in April of 1985 and proceeded through August in a training mode. This consisted of actual inspections being made of vehicles with an obvious defect present. The teams took limited enforcement action during this period. In August, 1985, the Motor Carrier Safety Regulations (COMAR, Title 11, Subtitle 20) were enacted which gives inspection teams authority to randomly select trucks for inspection without probable cause that a defect exists. In September, teams were in full operation and no longer considered in a training mode.

## AUTOMOTIVE SAFETY ENFORCEMENT DIVISION (CONT'D.)

In addition to the inspection enforcement program, an extensive education program was developed. MCSP personnel spent approximately fifty hours lecturing various groups of the trucking industry. During these lectures, members explained the MCSP Program in detail. Included in the discussions were explanations on what was required of the industry and how the new COMAR regulations affected them.

Maryland became a member of the Commercial Vehicle Safety Alliance (CVSA) during 1985. CVSA is an organization which works closely with the Federal Government and individual states striving to have roadside inspections uniform in all states. MCSP inspectors are now available on a twenty-four hour basis to assist with post-collision investigations on heavy trucks and buses in an attempt to determine if defective equipment caused or contributed to the collision.

### Summary of Annual Activities:

	<u>1983</u>	<u>1984</u>	<u>% Change</u>	<u>1985</u>	<u>% Change</u>
Authorized Inspection Stations	1,457	1,486	2.0	1,466	-1.3
Application Investigations					
New	204	205	0.5	331	61.5
Renewals	321	64	-80.1	37	-42.2
Complaint Investigations	559	364	-34.9	409	12.4
Safety Equipment Repair Orders Maryland State Police (all units)	58,929	54,929	-6.8	45,042	-18.0
Statewide Total:	137,801	122,804	-10.9	108,365	-11.8
Percent MSP	42.8	44.7	4.4	41.6	-6.9
Motor Vehicle Citations	512	495	-3.3	560	13.1
Motor Vehicle Warnings	2,727	2,058	-24.5	1,596	-22.4
Safety Equipment Repair Orders	2,658	2,451	-7.8	1,796	-26.7
Approved Pending Stations	34	32	-5.9	32	0
Disapproved Stations	40	38	-5.0	47	23.7
Withdrawn Stations	127	135	6.3	146	8.1
Station License Suspended or Revoked	--	2	--	2	0
Station Contacts					
Complete Inspections	13,730	17,795	29.6	17,156	-3.6
Visits	4,103	3,423	-16.6	2,450	-2.8
Authorized Mechanics	2,908	3,025	4.0	3,134	3.6
Mechanics Tested	1,550	1,587	2.4	1,577	-0.6
Passed	763	741	-2.9	719	-3.0
Failed	787	846	7.5	858	1.4
Inspection Certificates					
Issued by MVA	363,769	434,304	19.4	445,134	2.5
Tag Suspension Notices Issued	37,562	50,700	35.0	41,619	-17.9

# AUTOMOTIVE SAFETY ENFORCEMENT DIVISION (CONT'D.)

## Summary of Annual Activities (cont'd.)

	<u>1983</u>	<u>1984</u>	<u>% Change</u>	<u>1985</u>	<u>% Change</u>
Tag Releases Issued	25,721	33,060	28.5	33,415	1.0
Outstanding	11,841	1,246	-89.5	1,752	40.6
Tag Pick-Ups Assigned	4,249	6,935	63.2	14,690	111.8
Tag Pick-Ups Made	259	884	241.3	766	-13.3
Tag Pick-Up Orders Closed	—	—	—	12,938	—

### File 4 Investigations: Vehicles in Fatal Accidents

Vehicles Examined .....	131	96	-26.7	105	9.4
Vehicles With Defects .....	92	70	-23.9	71	1.4
Total Defects .....	259	288	11.2	122	-57.6
Collision Related Defects .....	14	26	85.7	18	-30.8
Contributory Defects .....	53	56	5.7	17	-69.6

## AVIATION DIVISION

MAJOR G. E. MOORE

The function of the Division is to provide aerial support to the Agency's ground patrol units. Missions include: transportation (personnel and med-evacs), traffic, search and rescue, criminal, photographic and surveillance, reconnaissance, fire fighting, pollution control, training and demonstrations. The Division has gained national recognition for its role in the Med-Evac (medical evacuation) program in conjunction with MIEMSS (Maryland Institute for Emergency Medical Services System). From the Division's six helicopter sections around the State, crews were responsible for transporting 3,351 patients (a 13.3 percent increase over 1984) during the year to the various trauma treatment facilities.



In 1985 this division was honored by the 1100th Security Police Squadron for outstanding service to the Washington area.

On July 1, 1985, the Division's sixth section was placed, in limited service, at the Easton Airport while a new facility was being constructed at Centerville, which will allow sixteen hour a day coverage to the upper Eastern Shore. Twenty-four hour a day coverage is planned.

## AVIATION DIVISION (CONT'D.)

### MEDICAL TRANSPORT ANALYSIS

	<u>1983</u>	<u>% Change</u>	<u>1984</u>	<u>% Change</u>	<u>1985</u>	<u>% Change</u>
Total Transports	2857	12.7	2958	3.5	3272	10.6
Accident Scene Transports	1925	12.6	2100	9.1	2475	17.9
Survival Rate	86%	0	88.6%	3.0	---	---

Total flight hours or flight support activities for med-evacs accounted for 47 percent of the total hours.

A total of 5,622 traffic related monitoring missions were flown which utilized 1,840.9 flight hours; 31 percent of the total flight time.

This division responded to 320 requests to assist in locating missing, overdue or lost persons/property which utilized 185.2 flight hours, three percent of the total flight time. A total of 28 persons were located, 26 persons rescued, 19 incidents where lost property was found, and 19 missing/overdue aircraft or vessels were located.

Fifty-eight surveillance missions were flown resulting in the recovery of five stolen vehicles and apprehension of 53 suspects as a direct result of helicopter response, search and containment.

There were 287.5 hours logged for the Aerial Speed Enforcement Program. This effort resulted in 2,745 arrests which is an average of 9.5 arrests per flight hour. The average speed for all violations was 72 miles per hour. This program results in the arrests of motorists trying to evade conventional speed detection devices.

A comparative analysis of the past four years shows:

<u>Year</u>	<u>Citations</u>	<u>% Change</u>	<u>Flight Time, Hr.</u>	<u>% Change</u>	<u># Arrest per Flight Hr.</u>
1980	3,261		560.3		5.8
1981	2,159	- 33.8	353.4	- 37.0	6.1
1982	2,884	33.6	372.0	5.3	7.8
1983	4,224	46.5	493.3	32.6	8.6
1984	3,476	- 17.7	372.4	- 24.5	9.3
1985	2,745	- 21.0	287.5	- 22.8	9.5

## CRIME LABORATORY DIVISION

MR. I. S. DUBEY

The Crime Laboratory Division supplied forensic and support services to the Maryland State Police and eighty-five other federal, state, county and municipal agencies during 1985. The Division is composed of the Chemistry/Physics Unit, whose primary responsibility is the analysis of controlled dangerous substance evidence; the Trace Evidence Unit, which incorporates forensic serology and trace evidence analysis; the Chemical Test for Alcohol Unit, which encompasses blood alcohol analysis as well as conducting training for Breathalyzer operators, technicians, and instructors (in 1985, this unit instructed 937 individuals in 50 classes, for a total of 618 hours and certified 215 Breathalyzers); the Questioned Document Unit, the Latent Print Unit and the Photographic Laboratory Unit.



On October 16, 1985, the new Maryland State Police Crime Laboratory building was officially dedicated. This new home for the Crime Laboratory has allowed the Division to perform more effectively and will allow the Laboratory to expand its services to the law enforcement community of the State.



PARTICIPATING IN THE RIBBON CUTTING CEREMONY FOR THE CRIME LABORATORY BUILDING ARE (L.to R.), CHIEF JUDGE R. F. SWEENEY, COL. W. T. TRAVERS, JR., COL. T. S. SMITH (RET.), MR. I. S. DUBEY, MONSIGNOR M. A. SCHWALENBERG.

The Trace Evidence Unit has experienced an increase in the number of submissions. It is anticipated that in early 1986 the Trace Unit will be subdivided into the Biology Unit and the Trace Evidence Unit. This will increase the efficiency of both units and allow personnel to develop the skills necessary for the more sophisticated methodologies, incorporating newly acquired instrumentation.

## CRIME LABORATORY DIVISION (CONT'D.)

The Laboratory is expanding services in the areas of the genetic analysis of blood and other body fluids, instrumental analysis of paint, fibers, and other trace materials, and the analysis of gunshot residues.

A summary of the Crime Laboratory activities is as follows:

<u>UNIT</u>	<u>1983</u>	<u>% Change</u>	<u>1984</u>	<u>% Change</u>	<u>1985</u>	<u>% Change</u>
<u>ARSON</u>						
No. of Cases Received	73	-44.3	85	16.4	76	-10.5
No. of Samples Analyzed	235	20.5	215	-8.5	106	-50.7
<u>CONTROLLED DANGEROUS SUBSTANCES</u>						
No. of Cases Received	3,605	3.6	3,849	6.8	4,597	19.4
No. of Samples Analyzed	11,534	13.3	9,860	-14.5	16,726	69.6
<u>BLOOD ALCOHOL</u>						
No. of Cases Received	2,396	-21.7	743	-69.0	770	3.6
No. of Samples Analyzed	2,542	-31.9	710	-72.1	754	6.2
<u>FIREARMS/TOOLMARKS</u>						
No. of Cases Received	172	32.3	144	-16.3	164	13.9
No. of Examinations Made	2,694	58.5	2,278	-15.4	1,437	-37.0
<u>TRACE EVIDENCE</u>						
No. of Cases Received	373	-5.8	352	-5.6	482	36.9
No. of Samples Analyzed	2,053	-36.8	2,744	33.6	2,513	-8.4
<u>LATENT PRINT</u>						
No. of Cases Received	1,579	22.6	1,282	-18.8	1,345	4.9
No. of Fingerprint Comparisons Made	42,410	26.6	28,740	-32.2	35,880	24.8
<u>QUESTION DOCUMENTS</u>						
No. of Cases Received	425	-17.3	507	19.3	523	3.1
No. of Comparisons Made	135,686	57.7	169,829	25.2	264,892	56.0
<u>PHOTOGRAPHY</u>						
No. of Films Developed	84,709	-1.1	101,740	20.1	101,919	0.2
No. of Prints Made	84,709	---	101,920	20.3	88,645	-13.0

## CRIME LABORATORY DIVISION (CONT'D.)

Summary of Crime Laboratory activities: (cont'd.)

<u>UNIT</u>	<u>1983</u>	<u>% Change</u>	<u>1984</u>	<u>% Change</u>	<u>1985</u>	<u>% Change</u>
<u>HOURS SPENT IN COURT</u>						
ARSON	10	-16.7	15	50.0	4	-73.3
CONTROLLED DANGEROUS SUBSTANCES	743	0.7	840	13.0	697	-17.0
BLOOD ALCOHOL	677	165.5	154	-77.2	117	-24.0
FIREARMS/TOOLMARKS	169	31.0	141	-16.6	108	-23.4
TRACE EVIDENCE	642	-1.2	235	-63.4	265	12.8
LATENT PRINTS	93	-44.3	116	24.7	120	3.4
QUESTION DOCUMENTS	240	-3.6	180	-25.0	162	-10.0
TOTALS	2,574	17.0	1,681	-34.7	1,473	-12.4

## EXECUTIVE PROTECTION DIVISION

CAPT. W. I. SUMPTER

The Executive Protection Division experienced one of its most challenging and most professionally satisfying years in 1985 with a wide variety of protective and security missions.

The early part of the year saw the Division's involvement in the Presidential Inauguration and the Winter Meeting of the National Governors' Association. The Division also provided security assistance for the National Governors' Association Command Post and members served on the National Governors' Security Association Executive Board.



During 1985, personnel from this Division performed protective missions in seven states, and in addition, traveled to Israel and Egypt in May and to England, Ireland and France in September. These areas were classified as extremely high risk areas for United States Governors by the United States Secret Service and the United States Department of State. Appropriate precautions were taken and the trips proved uneventful.

Also in 1985, an updated Division Operations Manual was created and subsequently reviewed by all major command and supervisory personnel.



## EXECUTIVE PROTECTION DIVISION (CONT'D.)

A comparative summary of the activities performed include:

	<u>1983</u>	<u>% Change</u>	<u>1984</u>	<u>% Change</u>	<u>1985</u>	<u>% Change</u>
<u>Protective Advance Surveys</u>	568	-22.9	635	11.8	625	-1.6
Hours	819	-56.1	943	15.1	986	4.6
Miles	15,920	-48.0	17,932	12.6	16,962	-5.4
<u>Protective Moves</u>	3,841	9.9	4,389	14.3	4,296	-2.1
Hours	3,496	-27.6	2,463	-29.5	3,740	51.8
<u>Government House Functions</u>	121	-26.3	131	8.3	207	58.0

## INVESTIGATION DIVISION

CAPT. M. A. MESSICK, JR.

During 1985, the Investigation Division maintained its basic mission and responsibilities of conducting administrative, criminal and other mandated investigations for the Agency. Additionally, inquiries were conducted for local and out-of-state police departments and other Maryland governmental entities.



The Investigation Division is comprised of eleven units: Attorney General's Unit, Special Prosecutor's Unit, Hazardous Waste Strike Force, General Assignment Unit, Vehicle Theft Unit, Administrative Unit, Warrant Unit, Polygraph Unit, Gasoline Tax Unit, Agency Property Officer, and the Maryland Center for Missing Children. The latter component was created by the General Assembly effective July 1, 1985, and became a part of the Investigation Division in October.

During 1985, the Division conducted 2,980 investigations, a 33.8 percent increase compared to 1984.

## INVESTIGATION DIVISION (CONT'D.)

	<u>1983</u>	<u>% Change</u>	<u>1984</u>	<u>% Change</u>	<u>1985</u>	<u>% Change</u>
Criminal Investigation Reports (CIR's)	122	60.5	155	27.0	131	-15.4
Incident Reports (IR's)	805	14.3	715	-11.2	1,116	56.1
Vehicle Reports (VR's)	53	381.8	17	-67.9	56	229.4
Supplemental Reports	45	114.3	50	11.1	36	-28.0
File 2 Applicant (Agency Employment)	142	-24.9	88	-38.0	89	1.1
File 3 Warrant (Criminal)	528	19.5	461	-12.7	456	-1.0
File 5 Applicant (Special Police Commission)	38	-20.8	37	-2.6	48	29.7
File 6 Applicant (Private Detective)	4	-33.3	2	-50.0	4	100
File 7 Applicant (Other Police Agencies)	11	-31.3	17	54.5	26	52.9
File 9 Applicant (Firearms Dealer)	0	-100.0	3	—	2	-33.3
File 11 Applicant (Handgun Permits)	628	-7.4	353	-43.8	401	13.6
File 15 Summons (Criminal & Civil)	374	12.3	322	-13.9	533	65.5
File 17 Applicant (Railroad Police Officer)	1	-66.6	0	-100.0	1	—
File 103 Miscellaneous Administrative Investigations	<u>12</u>	<u>-7.7</u>	<u>6</u>	<u>-50.0</u>	<u>31</u>	<u>416.7</u>
TOTALS:	2,763	8.3	2,226	-19.4	2,980	33.9

General Assignment Unit - During 1985 this eleven man unit was responsible for concluding 1,606 investigations, a 22.5 percent increase over the previous year. Additionally, personnel in this unit participated in out-of-state extraditions and escorted 38 escapees back to Maryland correctional facilities.

## INVESTIGATION DIVISION (CONT'D.)

Attorney General's Unit - Since 1977, the Maryland State Police has assigned members of the Investigation Division to the Office of the Attorney General, Criminal Investigations Division. On June 27, 1982, the Governor, in accordance with Article 88B, Section 4(b)(4) of the Annotated Code of Maryland, gave standing authorization to the Maryland State Police investigators assigned to the Office of the Attorney General to initiate investigations in every area of the State, including incorporated municipalities.

This unit's work centered upon the investigation and prosecution of complex white collar crimes within state and local government. During the course of the year, the unit probed allegations of crimes such as bribery, extortion, theft, perjury, tax evasion, forgery, fraud, and misappropriation by a fiduciary. In 1985, this unit opened 258 investigations, a 5.7 percent increase over the previous year.

State Prosecutor's Unit - The investigators assigned to this unit conduct preliminary inquiries to determine if the allegations fall within the jurisdiction of the State Prosecutor's Office. Most cases, by their very nature, require that the investigators review contracts, examine personal and corporate financial records, and research public records at various governmental agencies.

Hazardous Waste Strike Force - Since October 28, 1982, Maryland State Police criminal investigators have been assigned to the Office of the Attorney General, Hazardous Waste Strike Force. Investigations conducted by this unit focus primarily on violations of Maryland's environmental laws relating to controlled hazardous substances (hazardous waste). The unit is also charged with enforcing related environmental crimes, such as water pollution and other health-related offenses.

In May of 1985, the Strike Force executed a search warrant at the United Rigging and Hauling Company facility in Beltsville, Maryland. The execution of the Beltsville search warrant took five days to accomplish, maintaining a police presence twenty-four hours per day. The grand jury investigation concerning the polychlorinated bithenyl (PCB) contamination is underway.

In December of 1985, after a nine month grand jury investigation, Matlack, Incorporated pleaded guilty in Anne Arundel County circuit court to operating a hazardous waste facility without a hazardous waste facility permit, and paid a fine of \$125,000. This was the first successful prosecution of a major bulk chemical carrier for what had been a common practice of washing "empty" tankers and allowing the residues to be discharged to the waters of the state. The impact of this prosecution is significant, as Matlack maintains over 200 such facilities nationwide, and is presently the target of Superfund litigation in the State of New Jersey.

Gas Tax Unit - During 1985, the investigator assigned to this unit handled 47 cases of which five were thefts of petroleum products, and processed 15 inquiries for certified copies of motor fuel tax records.

Polygraph Unit - During 1985, the seven Agency polygraph examiners administered 1,371 examinations, of which 34 percent were requests from allied

## INVESTIGATION DIVISION (CONT'D.)

agencies. The deceptive findings totaled 364. Additionally, the Agency Polygraph Procedural Manual was approved and distributed within the Agency.

Vehicle Theft Unit - During 1985, the Unit investigated 704 cases. The investigators directly recovered or assisted other agencies in the recovery of approximately \$424,100.00 in stolen property (vehicles and/or components). The investigators made or assisted in 23 theft arrests and were involved in the recovery of 60 stolen or altered vehicles and many contraband components. During this year, fifteen search and seizure documents were executed throughout the State.

Significant cases included enforcement action with the FBI against pickup truck thieves operating in Pennsylvania and Maryland, and an odometer roll-back case involving over 80 vehicles sold to Maryland residents.

The Unit assisted the Motor Vehicle Administration in adopting the vehicle identification number plate replacement system which was implemented to detect, deter or apprehend subjects attempting to register stolen vehicles or altered components therefrom. Approximately \$9,200 in contraband property or stolen vehicles were recovered at MVA.

Administrative Unit - The Unit consists of one sworn officer and four civilians. Its primary responsibility is the administration, coordination and assignment of diversified investigations to the respective units within the Division and the Agency.

The uniformed member was also the Agency liaison to the Department of Human Resources, Division of Special Investigations, for the purpose of training and investigative assistance.

Warrant Unit - Staffed by a sworn officer and two civilian personnel, this unit coordinates requests for service of warrants and summonses from Maryland State Police installations and other agencies in this and other states. It is the central repository for warrants for escapees from the Maryland Division of Corrections and their pending extraditions. The Unit is also responsible for the coordination and supervision of extraditions for the Maryland State Police.

During 1985, the Warrant Unit coordinated and compiled ten Maryland State Police Repeat Offender (ROPE) cases. This required obtaining documentation from the Division of Corrections, Baltimore City and out-of-state agencies in order to prosecute repeat offenders.

In 1985 this unit was given the responsibility for the accumulation, publication and dissemination of the Monthly Crime Bulletin.

Agency Property Unit - The Property Unit is staffed with a sworn officer assisted by a fiscal clerk from Finance Division. They are responsible for the collection, accountability and sale of all unclaimed property coming into possession of the Agency.

A comparison of the activities of the Unit are as follows:

## INVESTIGATION DIVISION (CONT'D.)

<u>Agency Property Unit - (cont'd.)</u>	<u>1983</u>	<u>1984</u>	<u>1985</u>
Property Records Processed	1,000	1,050	900
Property Items Processed	2,130	2,306	2,000
Property Items Held for Sale - Current	370	400	250
Property Items Held for Destruction	483	500	200
Total Weapons Destroyed	366	350	1,007
Total Weapons Converted	257	120	0
Total Rounds Ammunition Destroyed	5,000	4,500	800

	<u>1983</u>	<u>% Change</u>	<u>1984</u>	<u>% Change</u>	<u>1985</u>	<u>% Change</u>
Public Auction	\$ 10,987	-21.6	\$ 27,636	151.5	\$ 21,706	-21.5
Firearms	<u>16,920</u>	<u>-22.7</u>	<u>8,857</u>	<u>-47.6</u>	<u>11,836</u>	<u>33.6</u>
Totals:	\$ 27,907	-22.3	\$ 36,493	30.8	\$ 33,542	-8.1

Maryland Center for Missing Children - The Center was established July 1, 1985 as the State clearinghouse for the reception, collection and distribution of general information and annual statistics regarding the State's reported missing children.

Staff assigned to the Center during the first week of October consists of one Sergeant and three civilian personnel. Start-up tasks occupied the time of the staff through the end of the year.

The Center was created because of the lack of accurate statistical data. The primary function for 1986 will be to provide information on the magnitude and scope of the problem of missing children in Maryland.



MARYLAND CENTER FOR MISSING CHILDREN STAFF  
(L to R) M. GRIFFITHS, D. BROWN, G. PROUDFOOT

## LICENSING DIVISION

I/LT. B. L. HUBBLE

The Division provides license and registration services to law enforcement agencies as well as the general public of Maryland. The Division is divided into three sections: License Service, Firearm License and Handgun Permit.



### License Service Section

The License Service Section is responsible for the licensing and regulation of private detective agencies, issuance of Special Police Commissions, issuance of Railroad Police Commissions, licensing of Outdoor Music Festivals, registration of K-9 Dogs for all police agencies and the registration of Eavesdropping Devices for all Maryland police agencies.

This Section is also responsible for the approval/disapproval of all security guards seeking employment with private detective agencies within the State. Eavesdropping devices are inventoried annually with each police agency, immediately reporting any additional equipment. Additionally, informal hearings are held daily by this Section for persons disapproved for guard positions with private detective agencies. Administrative hearings are scheduled for private detective agencies charged with misconduct.

### Firearms License Section

The Firearms License Section is responsible for the administration of all mandated and voluntary registration of handguns. As of June 1984, all handgun purchase applications statewide are submitted to this Division for disposition. Informal hearings are held for persons not authorized to purchase a handgun from a gun dealer. During 1985, 238 such hearings were held.

Handgun traces are performed by this Section as requested by any law enforcement agency Statewide. If a weapon is not identified through the Maryland system, a trace request is submitted to the Bureau of Alcohol, Tobacco and Firearms Tax Division of the U.S. Treasury which administers the National Tracing System.

As of December 1985, 1,065,138 handguns were registered with the Firearms License Section.

A summary of registrations by subdivisions for 1985 is as follows:

<u>COUNTY</u>	<u>1983</u>	<u>1984</u>	<u>1985</u>
Allegany	623	335	421
Anne Arundel	2,531	2,160	2,992
Baltimore	5,953	4,526	5,267
Calvert	131	294	186
Caroline	51	92	83
Carroll	694	785	858

## LICENSING DIVISION (CONT'D.)

### Summary (cont'd.)

<u>COUNTY</u>	<u>1983</u>	<u>1984</u>	<u>1985</u>
Cecil	362	427	296
Charles	480	396	874
Dorchester	65	145	135
Frederick	985	686	836
Garrett	245	158	169
Harford	1,106	952	854
Howard	665	553	611
Kent	24	78	84
Montgomery	3,056	2,228	3,212
Prince George's	3,723	2,902	3,388
Queen Anne's	180	99	102
St. Mary's	349	305	402
Somerset	58	109	110
Talbot	211	142	195
Washington	710	587	732
Wicomico	288	287	364
Worcester	182	98	118
 Baltimore City	 <u>4,132</u>	 <u>2,352</u>	 <u>2,887</u>
 Totals:	 26,804	 20,696	 25,176

Effective January 1985, the Maryland Automated Firearms Service System (MAFSS) became operational. This system will be the primary file for all handgun purchase applications, pistol and revolver dealers, and machine gun registration information. All Maryland State Police installations have access to this data and work is proceeding to do the same for all police agencies within Maryland.

#### Handgun Permit Section

The Handgun Permit Section is responsible for the administration of Article 27, Section 36, Maryland Handgun Permit Law. This Section's primary responsibilities are the approval/disapproval of handgun permits, assuring that comprehensive investigations are conducted on persons submitting a request, and on permit holders who become involved in criminal activity or conduct which may render their possession of a handgun a danger to themselves or other persons.

Persons who apply for firearms instructor licenses, pursuant to Article 27, Section 36E(i) are also evaluated by this Section. Approved applicants are issued instructor cards and permitted to qualify permit applicants pursuant to COMAR Rules 12.06.07.12.

# LICENSING DIVISION (CONT'D.)

	1983	% Change	1984	% Change	1985	% Change
<u>Handgun Permit Applications</u>						
Total .....	4,452		4,000	-10.2	4,228	5.7
Carryover .....	340		267	-21.5	222	-16.8
Original .....	1,406		1,101	-21.7	1,313	19.2
Renewal .....	1,749		1,483	-15.2	1,506	1.6
Subsequent .....	725		870	20.0	714	-17.9
Duplicate .....	75		68	-9.3	73	7.4
Modified .....	157		211	34.4	400	89.6
<u>Handgun Permits Issued</u>						
Total .....	3,540		3,236	-8.6	3,181	-1.7
Original .....	1,179		948	-19.6	1,073	13.2
Renewal .....	1,704		1,445	-15.2	1,453	0.6
Subsequent .....	657		843	28.3	655	-22.3
<u>Handgun Permits</u>						
Disapproved .....	413		263	-36.3	372	41.4
Revoked .....	760		938	23.4	790	-15.8
<u>Handgun Permit Review Board Appeal Cases</u>						
Total .....	162	-149.4	122	-24.7	234	91.8
Reviewed .....	81	-49.4	61	-24.7	117	91.8
Affirmed .....	65	-51.1	53	-18.5	105	98.1
Reversed .....	15	-34.8	7	-53.3	10	42.8
Modified .....	1	-75.0	1	0	2	100.0
<u>Handgun Permit Informal Hearings</u>						
Total .....	285		200	-29.8	254	27.0
Disapproved .....	122		108	-11.5	129	19.4
Revoked .....	81		70	-13.6	74	5.7
Modified .....	82		22	-73.2	51	131.8
<u>Handgun Registrations</u> .....	26,804	-22.1	20,696	-22.8	25,176	21.6
<u>Machine Guns Registered</u> ....	1,160	28.9	1,432	23.4	1,057	26.2
<u>Handgun Traces</u> .....	5,343	17.9	7,270	36.1	6,261	-13.9
<u>Special Police Commissions</u>						
New .....	372	-6.6	372	0	341	-8.3
Renewals .....	368	11.9	487	32.3	282	-42.1



## LICENSING DIVISION (CONT'D.)

### Private Detective Licenses

#### Corporation

New .....	15		17	13.3	22	29.4
Renewal .....	116		116	0	119	2.6
Corporate Officials .....	-		65	-	95	46.2

#### Agencies

New .....	12		13	8.3	18	38.5
Renewal .....	53		61	15.1	65	6.6

<u>Individuals</u> .....	443		392	-11.5	451	15.0
--------------------------	-----	--	-----	-------	-----	------

### Security Guard Clearance

Applications .....	9,320		9,852	5.7	10,356	5.1
Disapproved .....	1,327		1,377	3.8	1,230	-10.7
Hearings .....	610		514	-15.7	523	1.8

### Firearms Dealers Licenses

New .....	51	-20.4	63	23.5	81	28.6
Renewals .....	307	-9.7	328	6.8	344	4.9

<u>Railroad Police Commissions</u>	13	-67.5	19	46.2	4	-78.9
------------------------------------	----	-------	----	------	---	-------

<u>K-9 Licensing</u>	214	7.6	210	-1.9	226	7.6
----------------------	-----	-----	-----	------	-----	-----

<u>Outdoor Music Festivals</u>	13	-7.2	5	-61.5	3	-40.0
--------------------------------	----	------	---	-------	---	-------

## MARYLAND PORT ADMINISTRATION

MAJOR G. R. GRANT

The Maryland State Police provides overall command, administrative and investigative personnel for the Maryland Port Administration (MPA) Police Department. The accomplishments of the MPA Police Department during 1985 continue to reflect the utilization of sound, practical, and innovative law enforcement procedures. Contributing to these accomplishments was an increased level of awareness and cooperation of the Port community.



## MARYLAND PORT ADMINISTRATION (CONT'D.)

A comparative summary of the activities performed include:


	<u>1983</u>	<u>% Change</u>	<u>1984</u>	<u>% Change</u>	<u>1985</u>	<u>% Change</u>
<u>Criminal Data</u>						
Criminal Offenses	259	-20.8	224	-13.5	210	-6.2
Criminal Arrests	61	-17.3	53	-13.1	48	-9.4
Stolen Property	\$120,725	-57.1	\$74,049	-38.7	\$105,399	42.3
Recovered Property	\$ 20,473	-45.6	\$ 3,889	-81.0	\$ 42,956	1004.
Breaking & Enterings	32	-33.4	29	-9.4	41	41.4
Breaking & Enterings Loss	\$ 45,790	88.0	\$10,443	-77.2	\$ 13,827	32.4
<u>Traffic Data</u>						
Motor Vehicle Theft	0	-100.0	0	0	1	100.
Moving Citations	1,941	9.1	1,923	-0.9	589*	-69.4
Warnings	6,089	19.6	4,822	-20.8	3,346	-30.6
Parking Violations	1,385	28.5	933	-32.6	832	-10.8
Safety Equipment Repair Orders	750	-11.5	777	3.6	413	-46.8
Accidents	159	3.2	196	23.3	168	-14.3
<u>Administrative Data</u>						
Overtime (hours)	2,050	-11.8	2,716	32.5	2,444	-10.0
Court Time (hours)	830	17.1	719	-13.4	634	-11.8
Calls for Service	23,449	4.8	22,240	-5.2	23,801	7.0
Training (hours)						
Entrance Level .....	1,412	--	1,448	2.6	3,904	169.6
In-Service .....	1,930	--	1,489	-22.8	1,982	33.1
Specialized .....	--	--	2,288	--	2,051	-10.4
<u>Miscellaneous Data</u>						
Property Damage Reports	139	-8.6	119	-14.4	113	-5.0
Personal Injury Reports	140	14.8	139	-0.7	101	-27.3
Fire Related Reports	180	-4.3	116	-35.6	132	13.8
Vessels Activity	3,139	-5.5	3,505	11.7	3,437	-1.9
Gate Activity						
Visitor Passes .....	678	--	608	-10.3	381	-37.3
(After Hours)						
Taxis .....	7,360	--	7,586	3.1	7,382	-2.7
Daily Vehicles .....	47,632	--	56,095	17.8	57,051	1.7
Annual Permits .....	6,199	--	6,786	9.5	6,464	-4.7

\* Reflects the deletion of truck enforcement.

SPECIAL SERVICES DIVISION

CAPT. W. H. LAWRENCE

The Special Services Division is comprised of four sections: Narcotics, Criminal Enforcement, Intelligence and Administrative, which provide direct and indirect criminal investigative resources to the Maryland State Police and any other requesting law enforcement agency. A summary of the activities of the various sections includes:



Narcotic Section

During 1985, members of this section initiated 523 investigations which resulted in the arrest of 138 persons. Of these, 48 were wholesale/major distributors and 77 were considered street-level distributors.

The controlled dangerous substances that were purchased and/or seized, and their street value, are as follows:

Cocaine .....	\$ 508,160.00
Heroin .....	140.00
Phencyclidine (PCP) .....	750.00
Psilocybin .....	425.00
Marijuana .....	240,710.00
Marijuana Plants .....	111,860.00
Hashish .....	18,107.00
Hashish Oil .....	25.00
Dextroamphetamine .....	2,160.00

In addition, members of the Narcotic Section supplied direct information and/or assistance to other agencies which resulted in seizures and/or arrests of major controlled dangerous substances violators. This includes providing information that benefited ongoing interstate investigations.

A comparative analysis of the Narcotic Section's activities shows:

	<u>1983</u>	<u>% Change</u>	<u>1984</u>	<u>% Change</u>	<u>1985</u>	<u>% Change</u>
<u>Active Investigations</u>	501	57.1	471	-6.0	523	11.0
CIR's	264	64.0	147	-44.3	116	-21.1
IR's	237	50.0	310	30.8	407	31.3
<u>Persons Arrested</u>	262	35	215	-17.9	138	-35.8
<u>Breakdown of Persons Arrested</u>						
Major/Wholesale Violators	50	8.7	49	-2.0	48	-2.0
Street Level Violators	191	44.7	146	-23.6	77	-47.3
Users/Possessors	19	18.8	20	5.3	7	-65.0
<u>Breakdown of Persons Arrested By Percentage</u>						
Major/Wholesale Violators	19.2	-20.0	22.8	18.8	34.8	52.6
Street Level Violators	73.5	8.1	67.9	-7.6	55.8	-17.8
Users/Possessors	7.3	-8.8	9.3	27.4	5.1	-45.1

## SPECIAL SERVICES DIVISION (CONT'D-)

	<u>1983</u>	<u>% Change</u>	<u>1984</u>	<u>% Change</u>	<u>1985</u>	<u>% Change</u>
<b>Search and Seizure</b>						
Warrants	63	43.2	53	-15.9	42	-20.7
Court Authorized Wire Taps	0	-100.0	0	—	2	—
Court Appearances	484	30.5	424	-12.4	299	-29.5
Hours Spent in Court	2,727	32.3	2,302	-15.6	1,523	-33.8
Hours of Training Given	1,044	329.6	749	-28.3	879	17.4
Hours of Training Received	2,671	28.6	3,403	27.4	2,196	-35.5
<b>Controlled Dangerous</b>						
Substances	\$3,609,124	-2.5	\$2,810,126	-22.1	\$882,338	-68.6
Money Seized	208,874	154.9	16,783	-92.0	50,953	203.6
Money Forfeited to State	126,140	3595.9	109,246	-13.3	20,599	-81.1
Vehicles Seized	16	33.3	15	-6.3	14	-6.7

### Criminal Enforcement Section

This section provides investigators to conduct or assist Maryland State Police and local agencies in investigating serious or interjurisdictional crimes. The type of investigations conducted include: sports bookmaking, illegal lottery, horse bookmaking, theft and murder for hire. These investigations required physical and electronic surveillance and covert operations.

During 1985, this section continued target selection investigations concentrating in areas with multi-county criminal activity. This effort was directed at the rural counties although joint operations with the Baltimore City Police Department were conducted. This section was responsible for recovering \$490,200 worth of property, \$10,075 worth of firearms, and \$181,701 in cash. Enforcement action was taken against several illegal gambling networks that included sports bookmaking, illegal lottery, horse bookmaking, and illegal gambling devices.

A comparative analysis of the Section's activities shows:

	<u>1983</u>	<u>% Change</u>	<u>1984</u>	<u>% Change</u>	<u>1985</u>	<u>% Change</u>
Investigations	208	90.8	190	-8.7	191	0.5
Search & Seizure Warrants	17	-22.7	46	170.6	93	102.2
Surveillances	147	—	155	5.4	175	12.9
Persons Arrested	40	—	42	5.0	33	-21.4
Charges Placed	78	—	175	124.4	137	-21.7
Property Recovered	\$431,800	—	\$378,640	-12.3	\$490,200	29.5
Weapons Recovered	\$ 1,800	—	\$ 16,250	802.8	\$ 10,075	-38.0
Money Seized	\$ 10,747	—	\$ 78,700	632.2	\$181,701	130.9
Training Provided	69	—	50	-27.5	85	70.0
Training Received	781	—	813	4.1	583	-28.3

## SPECIAL SERVICES DIVISION (CONT'D.)

### Intelligence Section

During 1985, there were significant increases in the services provided by the Criminal Intelligence Section. These increased services were seen in the form of added requests for analytical projects and computer related inquiries from the Section's Analytical Unit and from increased tactical and strategic intelligence assessments and investigations from the Section's Investigative Unit. In addition, due to the multi-jurisdictional nature of organized crime (traditional and non-traditional), the interjurisdictional travel of criminal suspects and certain violence prone groups, the Criminal Intelligence Section was often called upon to act as a clearinghouse and coordination point for information from not only other interstate, city and county law enforcement agencies, but from the various federal level law enforcement agencies as well. To accomplish this repository flow and exchange of information of mutual interest, the Maryland State Police Criminal Intelligence Section is a member of and Agency Liaison Representative in the Law Enforcement Intelligence Unit (C.L.E.I.G.), the El Paso Intelligence Center (E.P.I.C.), the Drug Enforcement Coordinating System (DECS), and the Agency Drug Information Center System (ADICS). Through these resources, the Intelligence Section provides a common point of contact for agencies to share information among themselves and to obtain information which may be held by other agencies and needed by the inquiring agency to solve a crime.

The Analytical Unit manages the Agency's Drug TIPS Line Program. This program is aimed at encouraging citizen participation in the Agency's effort to combat drug related crime and provides citizens with a means to confidentially call a toll free telephone number (1-800-492-TIPS) to report their drug tip. This toll free "800" number is manned by State Police personnel twenty-four hours a day. During 1985, 584 calls were received, 498 of these "tips" were investigated by the Maryland State Police; the remainder were referred to other allied police agencies within Maryland, Pennsylvania, Virginia and West Virginia.


The nature of the work performed by this Section prohibits discussing specific accomplishments in 1985; however, a comparative analysis of activities shows:

	<u>1983</u>	<u>% Change</u>	<u>1984</u>	<u>% Change</u>	<u>1985</u>	<u>% Change</u>
Out-of-State Investigations Requested by LEIU and MAGLOCLEN	95	15.9	100	5.3	133	33.0
Criminal Information Provided to to Other MSP Sub-Units and Other Law Enforcement Agencies	404	61.0	359	-11.1	506	40.9
Investigations Initiated by The Criminal Intelligence Section	164	35.5	276	68.3	297	7.6
Analytical Unit Link Analysis Completed	15	—	41	173.3	47	14.6

## SECURITY SERVICES UNIT

SGT. R. W. ELY

The Security Services Unit provides a number of protective and security services for members of the General Assembly and Executive Branch. The permanent authorized strength of nine is increased by seven additional members during the Legislative Session.



During 1985, Unit personnel maintained surveillance over approximately 39,093 persons who attended committee meetings and over approximately 23,875 persons who attended the Legislative Sessions.

On February 28, 1985, the Unit was assigned the task of establishing a "safe" meeting site for the House Judiciary Committee - a request precipitated by legislation to restrict gaming for civic organizations in the State. Cole Field House at the University of Maryland was obtained, and arrangements were finalized to transport the legislators from Annapolis to College Park, to provide facilities for the news media and to establish a "safe area" in which law enforcement and public personnel could operate.

After approximately twenty hours of preparation, forty hours of site security, a 2,500 attendance, and hundreds of witnesses, the "historic" hearing came to a successful ending due to the planning, preparation and intelligence gathering of the Unit.

On March 6, 1985, the Unit provided security for the largest public hearing in the history of the Maryland General Assembly, precipitated by the savings and loan crisis.

Due to the 1985 Savings and Loan crisis, five members from the Field Operations Bureau were enlisted for two days in May and six more days in October to support the permanent members of the unit. The Special Session dealing with the crisis required 408 manhours and the Committee time accounted for 271 manhours.

All increases in session time, committee time and the numbers who attended the meetings are attributable to the savings and loan crisis.

A comparative analysis of the Unit's activities include:

	<u>1983</u>	<u>% Change</u>	<u>1984</u>	<u>% Change</u>	<u>1985</u>	<u>% Change</u>
<u>Legislative</u>						
Committee Security Hours	3,281	-1.1	3,012	-8.2	3,642	20.9
Session Security Hours	2,142	-3.8	1,764	-17.6	2,469	39.9
Transports						
Hours	963	14.4	824	-14.4	669	-18.8
Miles	37,910	53.7	32,262	-14.9	26,099	-19.1

## SECURITY SERVICES UNIT (CONT'D.)

	<u>1983</u>	<u>%</u> <u>Change</u>	<u>1984</u>	<u>%</u> <u>Change</u>	<u>1985</u>	<u>%</u> <u>Change</u>
<u>Security</u>						
Attorney General						
Moves	2,112	18.4	1,839	-12.9	1,873	1.8
Hours	894	0.9	787	-12.0	974	23.8
Miles	29,070	13.7	27,383	-5.8	29,971	9.4
Comptroller						
Moves	1,444	-19.4	1,403	-2.8	1,510	7.6
Hours	1,205	-14.2	1,209	-0.3	1,326	9.7
Miles	57,348	-10.0	53,142	-7.3	57,481	8.2

## TRUCK ENFORCEMENT DIVISION

CAPT. M. J. ZEPP



During 1985, 96 additional low profile portable scales were acquired. Due to their size and weight, one set (6) can be carried in the trunk of a patrol car which has enhanced the effectiveness of the enforcement program since more trucks can be stopped, checked, and weighed.

Two additional scale houses were opened on Interstate 70 in 1985 and equipped with weigh-in-motion (WIM) scales that detect possible violators while a truck is in motion at speeds of 25 mph. Six additional enforcement personnel were authorized in FY 1986 to operate these facilities.

Construction began on southbound Interstate 83 near Parkton for an additional semi-portable pit which should be operational in the summer of 1986 and bring our semi-portable sites to a total of ten with two additional sites planned for the southern Maryland area.

The "Hazardous Material" enforcement program, funded by the U.S. Department of Transportation, ended December 1984, but TED personnel inspected over 250 hazardous material carriers in 1985 without specific federally funded enforcement assignments for hazardous materials.

# TRUCK ENFORCEMENT DIVISION (CONT'D-)


## COMPARISON OF ACTIVITIES

	<u>1983</u>	<u>% Change</u>	<u>1984</u>	<u>% Change</u>	<u>1985</u>	<u>% Change</u>
Trucks Weighed	405,968	33.9	429,422	5.8	478,252	11.4
Trucks Checked but Not Weighed	130,576	-4.5	168,163 <sup>1/</sup>	28.8	146,971 <sup>2/</sup>	-12.6
Citations Issued	28,733	-24.2	30,233 <sup>1/</sup>	5.2	35,340	16.9
Overweight Citations Included in Above	9,157	23.3	11,722	28.0	16,386 <sup>3/</sup>	39.8
Warnings Issued	29,925	37.1	33,198	10.9	25,475 <sup>3/</sup>	-23.3
Fines Imposed by Courts for TED Citations	\$2,726,806	10.2	\$2,582,553 <sup>1/</sup>	-5.3	\$3,283,053	27.1

1/ July 1, 1983 change in law reduced overlength violations by 12,000 and \$360,000 in fines.

2/ A change in screening techniques from visual to the use of weigh-in-motion (WIM)

3/ The increased efficiency of weigh-in-motion (WIM) has resulted in more overweight citations but, as a side effect, less time to devote to warnings.



CADET PETERSON DIRECTS TRUCK ONTO SCALES AT KEY BRIDGE



# Field Operations Bureau

The Field Operations Bureau is responsible for the administration of the twenty-seven field installations, traffic program planning, and a number of direct support functions. The Bureau is organized into a Headquarters staff and seven troops, each responsible for a geographic area served by two or more field installations.

The Headquarters units include:



LT. COL. F. MAZZONE  
DEPUTY SUPERINTENDENT  
CHIEF, F. O. B.

## CANINE UNIT

For the first ten months of 1985 the K-9 Corps consisted of seventeen field teams, of which four teams underwent nine weeks of drug detection training and eight other teams completed twenty-three weeks of basic K-9 utility and drug detection training.

During 1985, one basic utility and two basic drug detection courses were conducted. Ten Agency personnel, one Division of Corrections officer, and two officers from the Bermuda Police Department completed these programs and were certified to perform general as well as specialized K-9 duty.


In addition to the canine training programs, K-9 personnel received training in crime prevention, patrol tactics, search and seizure, and court decisions. The Canine Unit provided training for Agency in-service schools to increase the effectiveness of patrol and K-9 personnel interactions.

The K-9 drug detection teams were responsible for locating 1,835.3 grams of cocaine, 354.4 grams of marijuana, and 4.5 grams of hashish with a total estimated street value of one half million dollars. The K-9 drug interdiction program resulted in 195 vehicle and water craft scans.

**CANINE UNIT (cont'd.)**

During 1985, five K-9 criminal enforcement programs were initiated. These programs directed additional K-9 teams into high crime areas with the goals of apprehension and prevention, and provided 145 field observation reports, five criminal arrests, and information which led to the closing of open cases for other police agencies. Increased demand for these K-9 programs attests to their success.

	<u>1983</u>	<u>% Change</u>	<u>1984</u>	<u>% Change</u>	<u>1985</u>	<u>% Change</u>
Building Checks	96,964	-18.2	59,414	-38.7	36,730	-38.2
Crowd Control Actions	318	22.3	509	60.1	385	-24.4
Tracking Requests	326	0.3	285	-12.6	170	-40.4
Bloodhound Team Requests (included in Tracking)	26	--	41	57.7	58	41.5
Building Searches	378	-10.0	243	-35.7	231	-4.9
Area Searches	--	--	--	--	231	--
Stakeouts	--	--	--	--	98	--
Weapon Searches	27	--	11	-59.3	15	36.4
Explosive Searches	43	-17.3	230	434.9	86	-62.6
Narcotics Searches	30	-58.3	64	113.3	147	129.7
K-9 Apprehensions	62	-4.6	69	11.3	80	15.9
Assists to Other Police Dept's	718	-18.3	602	-16.2	472	-21.6
K-9 Demonstrations	120	31.8	66	-45.0	101	53.0
Uniform K-9 Handlers	23	0	19	-17.4	21	10.5
Canines (includes 4 bloodhounds)	26	0	22	-15.4	25	13.6



MEMBERS OF THE 1985 CANINE UNIT

## CRIME PREVENTION UNIT

The Crime Prevention Unit coordinates the activities of the crime prevention specialists at each installation, and conducts training sessions on basic crime prevention on a regional statewide basis as well as for the Maryland State Police.

During January 1985, the Crime Prevention Unit worked within Maryland Crime Watch to develop and implement a statewide inter-agency crime prevention calendar to facilitate networking, cooperation and program effectiveness. The calendar features a theme for each month of the year and reflects traditional, as well as contemporary, crime prevention issues. They were so successful that the 1986 version was officially adopted by Maryland Crime Watch during December of 1985.

In May 1985, the Unit initiated research concerning the volunteer augmentation of the Maryland State Police. Liaison was established with the Maryland Department of Aging, the Baltimore County Department of Aging, and the American Association of Retired Persons.

During June of 1985, the National Crime prevention Council conducted its Third Annual Summer Events and Fair held in Washington, D.C. The Agency again boasted the largest contingent of personnel as well as displays with fifteen installations, divisions and/or units represented. Additional summer months activities included coordinating Agency participation in the 1985 Maryland State Fair.

During August, the highest vehicle theft month in Maryland, the Crime Prevention Unit launched a vehicle theft prevention initiative. Criminal intelligence concerning vehicle thefts, provided by the Investigation Division, Special Operations Bureau, together with vehicle theft prevention materials, were forwarded to local installations for statewide distribution. Concurrently, a media campaign was initiated to focus attention on the problem and to facilitate public education concerning vehicle theft prevention measures. Agency efforts to reduce this problem received widespread media coverage in Maryland as well as several southern states.

During November, a pilot volunteer program was authorized with primary focus on crime prevention, public information, licensing, crime analysis and telecommunication duties. Facilitation of this effort was enhanced with the approval of three volunteers to help develop the program. During 1985, a total of sixty-one and a half volunteer hours were devoted to this program.

Yet, the most significant crime prevention agency program coordinated by the Crime Prevention Unit during 1985, was Maryland State Police Project KIDS (Kids In Defense of Self). Project KIDS was announced during May of 1985 in concert with Maryland's Missing Children Week (May 22-June 1, 1985), proclaimed by Governor Harry Hughes. The program consisted of an educational public awareness phase and an information reinforcement phase, which were

CRIME PREVENTION UNIT (cont'd.)

facilitated by a statewide crime prevention poster contest, providing the vehicle for developing a Project KIDS calendar.

Following implementation of Project KIDS, the Crime Prevention Unit developed the Maryland's Missing Children Program to locate, return, and reduce the number of missing children in Maryland.

Summary of Crime Prevention Information; Activity Reports submitted by Installation Crime Prevention Troopers during 1985:

<u>No. of Lectures</u>	<u>No. of Persons Present</u>	<u>Topic</u>
172	2,151	Neighborhood Watch
92	1,715	Residential Security
34	224	Commercial Security
51	2,451	Crime Prevention/Elderly
22	783	Robbery
34	1,237	Shoplifting
191	21,140	Drug/Alcohol
12	6,049	Others



CRIME PREVENTION PUPPETS AND "SMOKEY SMO", THE TALKING PATROL CAR WHICH WAS SPONSORED BY A LOCAL OIL COMPANY, ARE USED TO ENHANCE CRIME PREVENTION PROGRAMS FOR CHILDREN.

**HOSTAGE RECOVERY TEAM (HRT)**

The HRT assists Maryland State Police Installations and allied agencies by providing persons skilled in negotiating with persons in a hostage taking and/or barricade incident who threaten to harm themselves or others.


During 1985, the HRT responded to three emergency incidents.

**RESIDENT TROOPER**

The local Division/Resident Trooper Program offers to local governments an effective and professional level of police service at an equitable cost. Because of the resident troopers' demonstrated desire and ability to respond to the citizenry needs on a local level, five counties and eight municipalities contracted for 75 resident trooper positions in 1985.

**SPECIAL TACTICAL ASSAULT TEAM ELEMENT (STATE)**

The STATE is a full-service emergency response team trained to resolve high risk situations with minimal danger to human life. In 1985, STATE was called into emergency service nineteen times for the following situations: twelve hostage/barricade, six search/seizure, twelve apprehensions, and one manhunt.



MEMBERS OF THE  
"STATE TEAM" PRACTICE  
RAPPELLING TECHNIQUE  
FROM A  
HELICOPTER

### SPECIAL TACTICAL ASSAULT TEAM ELEMENT (STATE) (cont'd.)

To maintain a state of readiness, the STATE trains regularly in such areas as rappelling, firearms and search techniques, and during 1985, a total of 5,492 manhours were expended on training STATE members.

For the marijuana eradication program, the STATE assisted federal and local authorities in Kent County which resulted in the confiscation of \$121,000 worth of marijuana plants.

This unit also assisted the Secret Service in moving President Reagan from Washington, D.C. to Camp David when the weather conditions prevented the use of helicopters.

### SPECIAL TRAFFIC ENFORCEMENT UNIT (STEU)

The Special Traffic Enforcement Unit (STEU) is comprised of the Alcohol Speed Enforcement Unit (ASEU) and the Bus and Truck Patrol (BAT). The primary focus of their enforcement efforts encompasses alcohol, speed and violations committed by drivers of commercial motor vehicles.

During recent years, STEU personnel ceased to function as a unit and were assigned to work barrack areas contiguous to their residence. In 1985, the unit concept was reinstated to provide an impact in areas identified as having an over-representation in crash experience or a high incidence of speed noncompliance.

During the summer months, Unit members worked twenty-three days in Worcester County to augment and enhance Berlin Barrack's ability to respond to demands imposed by increased holiday travel and beach traffic. STEU personnel attained 88 DWI arrests, 1,629 citations, 7 criminal arrests and handled 231 AIRS incidents.

During the fall, the BAT Patrol was assigned to the Capital Beltway targeting their enforcement efforts on commercial motor vehicles. This assignment began September 16th, continuing through December 31, 1985. Their enforcement efforts resulted in the issuance of 3,108 citations and 591 warnings, while devoting 1,138 manhours to curtail the hazardous moving violations committed by the drivers of commercial motor vehicles. The impact by BAT Patrol on the Capital Beltway was realized by the troop commander, and the Washington Metro Troop Mini-BAT Patrol was spawned.

In addition to the enforcement aspect, STEU personnel are involved in an assortment of activities including frequent contact with the news media, field testing, evaluation of speed detection devices and other highway safety equipment, and lecturing and demonstrating techniques and equipment to civic organizations. A total of 1,207 hours were devoted to these activities.

### UNDERWATER RECOVERY TEAM

During 1985, members of the Underwater Recovery Team responded to 28 calls for assistance from Maryland State Police installations and other law enforcement agencies and departments under State jurisdiction.

In July, five persons, having passed the entrance tests and training program, joined the team. The number of divers on the team now totals eleven.

Items recovered by the team include: two bodies, personal property of a homicide victim, four cars, two safes, computer, seven boat motors, cash register, etc..

### SUMMARY OF FOB ACTIVITIES

During 1985, the Field Operations Bureau experienced one of its most challenging years in the areas of highway safety and increasing criminal activities. The performance of Field Operations Bureau personnel remained exemplary, which is evidenced in the ensuing troop and installation segments.

Although Maryland fatalities increased from 650 in 1984 to 740 in 1985 (+13.8%), alcohol involvement in fatal crashes decreased to 48.39% (-2.6%). Initiatives in the area of DWI enforcement included the expansion of sobriety checkpoints and the continued dedicated efforts by patrol.

Emerging highway safety issues including occupant restraints, pedestrian safety and the prohibition of radar detectors were addressed during 1985. On October 10, 1985, the Maryland Law Enforcement Occupant Restraint Conference was held at the University of Maryland, College Park, Maryland. The objectives of the conference included motivation for police officers to wear safety belts (role model), to demonstrate the benefits of utilizing the restraints and to institute active enforcement of the occupant restraint law. Each installation incorporated within their management by objective plans enforcement strategies to enhance pedestrian safety. Data was also gathered during 1985 relating to the use of radar detectors to determine any correlation in speed related crashes. Future legislative proposals will include the mandated use of safety belts and the prohibition of radar detectors.

Additional training of field personnel was accomplished in advanced accident investigation techniques and accident reconstruction. The Montgomery County Police Department requested our Agency provide accident reconstruction training, which culminated in the training of thirty-five Montgomery County Police Department patrol officers.



MARYLAND AND DELAWARE TROOPERS AT THE STATE LINE  
DISCUSSING THE DRUG INTERDICTION PROGRAM



AT THE STATE FAIR, TFC  
B. ANTKOWIAK DEMONSTRATES  
THE IMPACT SUSTAINED WHEN  
A SEAT BELT IS NOT USED.  
THE DEVICE USED, KNOWN AS  
THE "SEAT BELT PERSUADER",  
WAS PROVIDED BY THE MARY-  
LAND DEPARTMENT OF TRANS-  
PORTATION



SUMMARY OF FOB ACTIVITIES (cont'd.)

To combat the increasing noncompliance rates on Maryland's 55 NMSL highways, more stringent countermeasures were implemented in May, 1985. Installation commanders were directed to employ a minimum of one rolling roadblock each day on a 55 NMSL highway. This strategy received vast media attention and print, and provided a renewed focus on driving 55 mph. The Maryland Department of Transportation devoted additional monies for 55 enforcement, which included the purchase of additional state-of-the-art speed detection equipment.

In October, 1985, a committee was established to implement a pilot program utilizing motorcycles for traffic enforcement. The projected implementation of the pilot program is scheduled for June to July 1986, and will involve members of the Special Traffic Enforcement Unit.

During 1985, the K-9 Unit was reorganized and its mission and goals redefined. The K-9 Unit expanded its drug interdiction capabilities and initiated criminal enforcement programs at various field installations. Personnel selection criteria was established to identify the most qualified individuals and rigid training standards were developed to ensure the success of the K-9 teams.

Numerous installations began targeting the criminal element for detection of various crimes through aggressive patrol techniques by profiling persons/vehicles. Drug interdictions increased dramatically during 1985 and significant quantities of drugs were seized.

During 1985, the Crime Prevention Unit trained 253 Agency and allied law enforcement personnel in the basic crime prevention course. "Project KIDS" was launched in May, 1985, exposing approximately 30,000 children and adults to this Agency program. The Maryland Missing Children network received much publicity and was instrumental in the return of four missing Maryland children.

An assessment of Bureau priorities began in late 1985 in the interest of providing continued full service enforcement and to determine the structure of enforcement efforts, consistent with manpower allocations.

## BALTIMORE METRO TROOP

CAPT. B. T. HAYWOOD

The Baltimore Metro Troop includes four installations; two in Baltimore County and two in Anne Arundel County. In Anne Arundel County, county-wide jurisdiction is shared with the Anne Arundel County Police. In Baltimore County there is a formal agreement which assigns specific primary responsibility for police services to the MSP and County to avoid duplicative services. The Agency enjoys a good working relationship with both county police departments.



### EVIDENCE COLLECTION UNIT

The three members of the Evidence Collection Unit have responded to 422 cases for the year and traveled a total of 20,210 miles. Of the total cases, 247 were Part I Crimes, and 45 were Part II Crimes. The technicians were also responsible for the transport of 573 various types of evidence from the barracks to Maryland State Police Headquarters Crime Laboratory and to the Federal Bureau of Investigation. There were eight lectures/demonstrations given by the Lab technicians.

### POLYGRAPH/HYPNOSIS UNIT

During 1985, this Unit administered 191 polygraph examinations; 129 (68 percent) for the Agency, and 62 (32 percent) for allied agencies.

## GLEN BURNIE BARRACK "P"

I/LT. J. F. HENCKEL

The Glen Burnie Barrack is a full police service installation and routinely handles criminal complaints and traffic responsibilities. The geographic area of responsibility for the barrack is the northern half of Anne Arundel County. It is a densely populated metropolitan area that encounters substantial commuter traffic. In addition to the Maryland State Police, the area is serviced by the Anne Arundel County Police Department.



The 911 emergency telephone system began in May 1985, and after several months initial problems were resolved.

Barrack personnel investigated 776 motor vehicle collisions, of which 70 percent resulted in an arrest; made 856 DWI arrests, an average of 28.7 for each road patrol trooper and corporal; issued 11,501 traffic citations, which averages to 2.2 stops per road patrol hour; and conducted four

## GLEN BURNIE BARRACK "P" (CONT'D.)

sobriety checkpoints during which 1,274 vehicle drivers were checked, resulting in thirteen DWI apprehensions. There were 64 sexual and physical child abuse cases investigated in 1985. One of the more severe cases involved an infant who suffered a severely depressed skull fracture, eight fractured ribs, and a fractured arm and leg - all of which were inflicted over four separate incidents. The natural father was arrested in this case.

<u>Barrack P - Glen Burnie</u>	<u>1983</u>	<u>% Change</u>	<u>1984</u>	<u>% Change</u>	<u>1985</u>	<u>% Change</u>
Strength						
Authorized	52	0	52	0	51	-1.9
Actual	48	6.7	49	2.1	47	-4.1
Motor Vehicle						
Citations	14,997	71.6	13,555	-9.6	11,051	-18.5
Warnings	10,917	37.0	10,688	-2.1	9,019	-15.6
Road Patrol Hours	22,447	20.5	18,668	-16.8	24,516	31.3
% of Total Hours	26.0	14.5	20.7	-20.4	27.9	34.8
Accidents Invest.	695	7.4	787	13.2	776	-1.4
% Resulting in Arrest	66.3	30.0	69.3	4.5	70.2	1.3
Fatal Accidents Investigated	6	-33.3	4	-33.3	3	-25.0
DWI Arrests	1,260	88.6	1,008	-20.0	856	-15.1
Part I Offenses	812	-3.0	699	-13.9	683	-2.3
Clearance Rate	37.0	17.5	29.7	-19.7	31.6	6.4
Part II Offenses	949	-43.0	873	-8.0	895	2.5
Clearance Rate	69.0	4.5	58.0	-15.9	54.4	-6.2
Criminal Arrests	1,133	-8.7	971	-14.3	1,224	26.0
Crime Prevention Activities	3	-75.0	13	333.3	22	69.2
Field Observation Reports	128	146.2	249	94.5	387	55.4
A.I.R.S.						
Incidents	21,603	10.2	21,449	-0.7	21,994	2.5
Obligated Hours	22,008	15.6	23,826	8.3	26,648	11.8

ANNAPOLIS BARRACK "J"

I/LT. G. ROYER

Barrack "J" serves the central semi-metropolitan and southern rural areas of Anne Arundel County.

In line with the Agency's commitment to enforce 55 NMSL, barrack personnel, utilizing VASCAR, issued 1,708 warnings and 1,912 citations; a respective increase of 186 percent and 72 percent compared to 1984. Other speed enforcement efforts resulted in 6,629 citations and 9,145 warnings being issued for exceeding 55 mph.



ANNAPOLIS BARRACK SPONSORED THE CRIME PREVENTION VAN FOR THE CHESAPEAKE APPRECIATION DAY

<u>Barrack J - Annapolis</u>	<u>1983</u>	<u>% Change</u>	<u>1984</u>	<u>% Change</u>	<u>1985</u>	<u>% Change</u>
Strength						-
Authorized	40	0	40	0	40	0
Actual	38	0	37	-2.63	36	-2.7
Motor Vehicle						
Citations	8,150	19.0	13,474	65.3	13,050	-3.2
Warnings	16,541	15.2	17,077	3.2	18,398	7.7
Road Patrol Hours	17,559	4.3	18,176	3.5	15,841	-12.8
% of Total Hours	31.9	32.4	30	-6.0	23	-23.3

ANNAPOLIS BARRACK "J" (CONT'D-)

<u>Barrack J - Annapolis</u>	<u>1983</u>	<u>% Change</u>	<u>1984</u>	<u>% Change</u>	<u>1985</u>	<u>% Change</u>
Accidents Invest.	426	-11.3	584	37.1	681	16.6
% Resulting in Arrest	76	11.8	79	4.0	78	-1.3
Fatal Accidents Investigated	2	-80.0	8	300.0	6	-2.5
DWI Arrests	707	-3.6	669	-5.4	717	7.2
<sup>1/</sup> Part I Offenses	319	-32.6	337	5.6	326	-3.3
Clearance Rate	28	-6.7	34	21.4	39	14.7
Part II Offenses	479	-21.1	531	10.9	641	20.7
Clearance Rate	56	--	43	-23.2	46	7.0
<sup>2/</sup> Criminal Arrests	410	-33.3	509	24.1	599	17.7
Crime Prevention Activities	18	63.6	24	33.3	--	--
Field Observation Reports	55	37.5	130	136.4	145	11.5
A.I.R.S.						
Incidents	16,952	-2.3	17,415	2.7	18,456	6.5
Obligated Hours	14,730	-3.1	16,280	10.5	16,507	1.4

1/ Totals include hand search of CIR Reports for November & December, 1985.

2/ Totals include hand search of Part II Reports for November & December, 1985.

VALLEY BARRACK "R"

I/LT. R. J. MEERDTER

Barrack R has responsibility for interstate highway patrol in the northern and eastern portions of Baltimore County.

Barrack personnel issued 23,830 citations in 1985, a 7.2 percent increase over the previous year, and 8,712 warnings, an 8.3 percent increase. Traffic safety reports for commercial vehicles totaled 518. A total of 53 traffic safety lectures were given by barrack personnel, an 8.9 percent increase over 1984.



<u>Barrack R - Valley</u>	<u>1983</u>	<u>% Change</u>	<u>1984</u>	<u>% Change</u>	<u>1985</u>	<u>% Change</u>
Strength						
Authorized	42	0	42	0	42	0
Actual	38	-2.6	39	2.6	39	0
Motor Vehicle						
Citations	14,436	13.5	22,230	54.0	23,830	7.2
Warnings	7,671	-17.0	8,043	4.8	8,712	8.3
Road Patrol Hours	21,305	-0.5	23,014	8.0	25,092	9.1
% of Total Hours	30	-9.1	30	0	33	10.0
Accidents Invest.	806	8.8	1,017	26.2	1,029	1.2
% Resulting in Arrest	66	37.5	60	-9.1	63	5.0
Fatal Accidents	7	-41.67	6	-14.3	8	33.3
DWI Arrests	786	-12.4	661	-15.9	628	-5.0
Part I Offenses	58	-14.7	84	44.8	135	60.7
Clearance Rate	33	6.5	36	9.1	23	-36.1
Part II Offenses	298	92.3	236	-20.8	375	58.9
Clearance Rate	80	60.0	62	-22.5	60	-3.2
Criminal Arrests	183	57.8	267	45.9	278	4.1
Crime Prevention Activities	(none - by agreement with Baltimore County Police)					
Field Observation Reports	9	-25.0	4	-55.6	5	25.0
A.I.R.S.						
Incidents	24,469	4.3	24,782	1.3	24,241	-2.2
Obligated Hours	14,063	-4.9	14,795	5.2	16,539	11.8

SECURITY BARRACK "K"

1/LT. R. L. CHIAVACCI

Since July 1, 1980, Barrack K has operated under a formal agreement with Baltimore County which defines the Maryland State Police area of responsibility. Traffic safety lectures and crime prevention are services in this area that are the primary responsibility of the Baltimore County Police Department.



The primary mission of this installation is traffic safety with emphasis on traffic enforcement, accident investigation and traffic and criminal related problems that occur on the 25.5 miles of interstate highway within the area of responsibility.

<u>Barrack K - Security</u>	<u>1983</u>	<u>% Change</u>	<u>1984</u>	<u>% Change</u>	<u>1985</u>	<u>% Change</u>
Strength						
Authorized	42	0	42	0	44	4.8
Actual	38	18.8	35	-7.9	42	20.0
Motor Vehicle						
Citations	13,220	30.2	22,010	66.5	19,162	-12.9
Warnings	10,057	3.8	10,608	5.5	9,215	-13.1
Road Patrol Hours	18,255	-5.1	18,613	2.0	16,768	-9.9
% of Total Hours	26.4	-1.9	26.3	-0.4	24.1	-8.4
Accidents Invest.	634	18.3	823	29.8	794	-3.5
% Resulting in Arrest	51.1	49.9	65.9	29.0	70.3	6.7
Fatal Accidents	8	60.0	4	-50.0	3	-25.0
DWI Arrests	955	-11.0	978	2.4	727	-25.7
Part I Offenses	80	-32.2	125	56.2	173	38.4
Clearance Rate	22.5	12.5	26.4	17.3	17.4	-34.1
Part II Offenses	618	-9.8	648	4.9	742	14.5
Clearance Rate	76	-7.3	63	-17.1	63	0
Criminal Arrests	236	-6.8	259	9.7	321	23.9
Crime Prevention Activities	(Primary responsibility of Baltimore County Police) 2	--	3	50.0	27	800.
Field Observation Reports	5	25	71	132.0	65	-8.4
A.I.R.S.						
Incidents	22,525	-6.7	21,882	-2.8	22,105	1.0
Obligated Hours	12,903	0.4	14,503	12.4	14,979	3.3

WASHINGTON METRO TROOP

CAPT. W. H. HURLEY

The Washington Metro Troop includes three installations; two in Prince George's County and one in Montgomery County. These counties are primarily urban in nature with highly developed local police departments. By agreement with these police departments, the Maryland State Police is primarily responsible for patrolling interstate and selected highways.



ROCKVILLE BARRACK "N"

I/Lt. J. O. HIMMELMANN

Barrack N, under the provisions of an agreement between the Montgomery County Police, limits its area of responsibility primarily to servicing the following highways: I-495, I-270 and that portion of U.S. Route 29 north of I-495. The classification of these highways varies from urban to rural for both the interstate and the primary divided highways.



The average daily traffic counts for the highways patrolled by Barrack N indicate the increased traffic volume these highways are experiencing as shown below:

Average Daily Traffic Counts

<u>Intersection</u>	<u>1982</u>	<u>1983</u>	<u>1984</u>
I-495: Persimmon Tree Rd.	146,500	120,181	126,701
I-495: Md. Rt. 650	121,400	121,794	125,700
I-270: Montrose Rd.	126,000	125,250	131,200
I-270: Md. Rt. 121	38,520	41,417	43,856
U.S. Rt. 29: Md. Rt. 193	43,750	45,000	47,000
U.S. Rt. 29: Md. Rt. 650	38,400	39,900	42,700

Montgomery County Driver/Vehicle Population Profile

	<u>1983</u>	<u>1984</u>	<u>1985</u>
Md. Licensed Drivers	457,009	472,352	487,398
Md. Registered Vehicles	461,361	478,234	498,022



## ROCKVILLE BARRACK "N" (CONT'D.)

Barrack personnel efforts resulted in the following increased road patrol activity from 1984 to 1985: DWI - 14.9% increase (698 to 802); 55 NMSL enforcement - 27.1% increase (8,533 to 10,849); other speed arrests - 46% increase (2,340 to 3,416).

<u>Barrack N - Rockville</u>	<u>1983</u>	<u>% Change</u>	<u>1984</u>	<u>% Change</u>	<u>1985</u>	<u>% Change</u>
Strength						
Authorized	40	0	40	0	40	0
Actual	38	5.6	37	-2.6	34	-8.1
Motor Vehicle						
Citations	20,017	12.6	16,252	-18.8	19,271	18.6
Warnings	17,141	-4.3	18,833	9.9	15,004	-20.3
Road Patrol Hours	22,820	1.9	20,689	-9.3	20,500	-0.9
% of Total Hours	32	-3	31.1	-2.8	32.5	4.5
Accidents Invest.	1,061	16.0	1,217	14.7	1,260	3.5
% Resulting in Arrest	69.5	-0.4	62.7	-9.8	75.8	20.9
Fatal Accidents	5	-16.7	4	-20.0	7	75.0
DWI Arrests	666	20.9	698	4.8	802	14.9
Part I Offenses	26	-21.2	27	3.8	52	92.6
Clearance Rate	38.5	59.1	42.3	9.9	42.3	0
Part II Offenses	42	-22.2	55	31.0	89	61.8
Clearance Rate	71.4	-3.5	69	-3.4	75.2	9.0
Criminal Arrests	139	-34.4	168	20.9	245	45.8
Crime Prevention Activities	(none - by agreement with Montgomery County Police)					
Field Observation Reports	6	-84.2	25	316.7	15	-40.0
A.I.R.S.						
Incidents	24,325	5.3	19,156	-21.2	17,813	-7.0
Obligated Hours	14,629	8.6	13,381	-8.5	13,641	1.9

COLLEGE PARK BARRACK "Q"

I/Lt. C. R. HUTCHINS

By agreement with Prince George's County Police Department, the area of responsibility of Barrack Q is limited to specific line patrols.

Of the 11 fatal accidents investigated, 3 involved alcohol; 9 at-fault drivers were killed. Barrack personnel participated in four sobriety checkpoints, utilizing 120 manhours.



Additionally, 50 crime prevention lectures and display presentations were done, which used 222 manhours.

Criminal activity showed an increase with reported Part I offenses rising 72.2 percent (79 to 136), and reported Part II offenses 42.5 percent (113 to 161). From 1983 to 1985, criminal arrests increased 78 percent (274 to 488). These increases resulted from keener attention on the part of barrack personnel to things which might lead to criminal activities generating out of other instances. Barrack personnel are realizing that recognition of their activities will be acknowledged both in the area of traffic and criminal enforcement.

<u>Barrack Q - College Park</u>	<u>1983</u>	<u>% Change</u>	<u>1984</u>	<u>% Change</u>	<u>1985</u>	<u>% Change</u>
Strength						
Authorized	46	2.2	46	0	46	0
Actual	44	4.8	44	0	40	-9.2
Motor Vehicle						
Citations	16,698	41.3	17,466	4.6	15,089	-13.6
Warnings	19,465	7.6	16,377	-15.8	16,193	-1.1
Road Patrol Hours	21,439	1.6	19,941	-7.0	19,758	-.9
% of Total Hours	26.1	-8.1	24.7	-5.4	24.7	0
Accidents Invest.	1,432	47.9	1,642	14.7	1,630	-.7
% Resulting in Arrest	71	7.6	75.7	6.6	75	-.9
Fatal Accidents	12	-7.7	9	-25.0	11	22.2
DWI Arrests	1,169	3.3	1,068	-8.6	836	-21.7
Part I Offenses	63	16.7	79	25.4	136	72.2
Clearance Rate	42.9	376.7	41.8	-2.6	42.6	1.9
Part II Offenses	111	-11.2	113	1.8	161	42.5
Clearance Rate	64.9	-27.1	70.8	9.1	24.8	-65.0

## COLLEGE PARK BARRACK "Q" (CONT'D.)

<u>Barrack Q - College Park</u>	<u>1983</u>	<u>% Change</u>	<u>1984</u>	<u>% Change</u>	<u>1985</u>	<u>% Change</u>
Criminal Arrests	274	-3.5	459	67.5	488	6.3
Crime Prevention Activities	(None - by agreement with Prince George's County Police)					
Field Observation Reports	18	—	69	283.	88	27.5
A.I.R.S.						
Incidents	26,173	20.6	23,938	-8.5	24,960	4.3
Obligated Hours	19,178	9.6	20,141	5.0	19,656	-2.4

## FORESTVILLE BARRACK "L"

1/LT. W. J. KAY

Barrack "L" serves Prince George's County and shares concurrent jurisdiction in accordance with an agreement between the Maryland State Police and the Prince George's County Police Department. The agreement delineates patrol responsibility on seven major highways within the county. This has allowed the barrack to channel its efforts towards traffic related goals.



In addition to presenting 21 traffic safety lectures and participating in 26 crime prevention activities, barrack personnel devoted 535 manhours to the recruitment of trooper applicants. Of the 295 persons interviewed, 169 were issued applications. Other activities requiring substantial manhours include: twenty events at the Capital Center, 80 manhours; Andrews Air Force Air Show, 165 manhours; Hazardous Material Incident, 499 manhours; and the Christmas Crime Prevention Activities, 240 manhours.

FORESTVILLE BARRACK "L" (CONT'D.)

<u>Barrack L - Forestville</u>	<u>1983</u>	<u>% Change</u>	<u>1984</u>	<u>% Change</u>	<u>1985</u>	<u>% Change</u>
Strength						
Authorized	50	0	50	0	48	-4.0
Actual	48	6.7	46	-4.2	42	-8.7
Motor Vehicle						
Citations	19,025	15.3	19,576	2.9	14,319	-26.8
Warnings	22,559	34.0	17,912	-20.6	15,334	-14.4
Road Patrol Hours	29,284	7.4	26,046	-11.1	23,742	-8.8
% of Total Hours	33	3.1	29.6	-10.3	27.0	-8.8
Accidents Invest.	1,961	17.4	1,998	1.9	1,998	0
% Resulting in Arrest	78	-2.5	79.5	1.9	75.1	-5.5
Fatal Accidents	18	-48.6	26	44.4	29	11.5
DWI Arrests	980	4	855	-12.8	758	-11.3
Part I Offenses	83	-25.9	139	67.4	121	-12.9
Clearance Rate	43	10.3	36	-16.3	55.4	53.9
Part II Offenses	217	29.2	244	12.4	306	25.4
Clearance Rate	61	-6.1	76	24.6	67	-11.8
Criminal Arrests	292	-36.1	326	11.6	342	4.9
Crime Prevention Activities	(None - by agreement with Prince George's County Police)					
Field Observation Reports	3	0	4	33.3	5	25.0
A.I.R.S.						
Incidents	21,742	3.8	21,820	0.4	21,308	-2.3
Obligated Hours	20,274	-27.0	22,501	11.0	21,947	-2.5

## NORTHERN TROOP

CAPT. R. L. MARTIN



The Northern Troop consists of three installations -- Barrack D, which serves Harford County, Barrack F, which serves Cecil County, and Barrack M, with the sole responsibility of serving forty-two miles of the JFK Highway. The scope of responsibilities and situations these three installations face is quite diverse. Barrack F serves a rural area which has a significant population increase in the summer, and Barrack D which serves an area with rapidly expanding suburban areas and shares the jurisdictional responsibility concurrently with the Harford County Sheriff's Department. Barrack M only serves I-95 and is supported fiscally by the Maryland Transportation Authority (MTA).

The Bel Air Barrack serves as Troop headquarters and billets the Polygraph Unit and the Evidence Collection Unit (ECU). One member of the ECU is billeted at the Northeast Barrack, while another works out of the Centerville Barrack, covering Kent and Queen Anne counties. The activities of these units include:

	<u>1983</u>	<u>%</u> <u>Change</u>	<u>1984</u>	<u>%</u> <u>Change</u>	<u>1985</u>	<u>%</u> <u>Change</u>
MSP Cases	240	-19	228	-5.0	276	21.0
Assist Other P.D.'s	17	-48	38	123.5	35	-7.9
Total Cases	257	-22	266	3.5	311	16.9
Crime Scene Hours	1537.5	-6	1,761	14.5	804	-54.3
Miles Travelled	19,825	20	23,284	17.4	20,785	-10.7

### POLYGRAPH UNIT

Exams Scheduled	467	4	365	-21.8	434	18.9
Exams Administered	265	-14	216	-18.5	268	24.1
Exams Cancelled	63	24	50	-20.6	41	-18.0
F.T.A.	139	53	98	-29.5	125	27.6

The Northern Troop Drug Task Force, which has been in existence in excess of two years, continues to be productive and successful. Cooperation has been received from local police departments, the Harford County State's Attorney's Office, the Drug Enforcement Administration, and the Special Services Division. Periodic meetings with the local undercover officers are conducted to avoid duplication of efforts and to exchange information.

The following statistics reveal the progress and effectiveness of the unit.

## NORTHERN TROOP (CONT'D.)

	<u>1984</u>	<u>1985</u>
Total Investigations	185	133
Harford County	147	99
Cecil County	38	34
Criminal Arrests	84	99
Search Warrants Executed	18	25
Harford County	10	11
Cecil County	8	14

### Types of CDS Seized and Street Value:

	<u>1984</u>	<u>1985</u>
Heroin	\$ 2,500	\$ 50
Cocaine	28,250	2,300
Methamphetamine	2,200	2,003,400
LSD	200	300
PCP	None	135
Morphine	None	150
Marijuana/Hash	14,700	15,060
Counterfeit Capsules	11,200	None
Valium	None	200
Vehicles Seized	1	3
Overtime Hours	422	251

The task force was responsible for two extremely auspicious investigations. In October, a joint investigation by the unit and the Pennsylvania State Police led to the execution of a search and seizure warrant in Pennsylvania. This warrant yielded controlled dangerous substances and currency valued at \$27,000. In November 1985, a search and seizure warrant in Cecil County produced a methamphetamine lab valued in excess of two million dollars. The Drug Enforcement Administration assisted in the investigation.

A large portion of Part II crime investigations were initiated by this unit. It continues to be the sole form of proactive criminal investigation occurring at the barracks and has done a great deal to enhance the MSP image in Harford and Cecil Counties.

On December 4, 1985, Harford County, Maryland hosted the President of the United States. Mr. Reagan made a personal appearance at Fallston High School, Carrs Mill Road, Fallston, Maryland, from 1000 to 1130 hours.

## NORTHERN TROOP (CONT'D.)

The visit entailed extensive planning, preparation, logistics and manpower commitments. In addition to the Maryland State Police, the following law enforcement agencies participated in this detail: United States Secret Service, Harford County Sheriff's Department, Baltimore County Police Department, Maryland State Fire Marshal's Office.

The 144 Maryland State Police assigned to this detail expended 1,556 manhours, 632 of which were overtime hours.



PRESIDENT REAGAN BEING INTRODUCED TO CAPTAIN MARTIN,  
SHERIFF MOYER, HARFORD COUNTY SHERIFF'S DEPT., AND COL. BROSAN  
DURING HIS VISIT TO FALLSTON HIGH SCHOOL.

Barrack D provides full service police coverage for Harford County, excluding the John F. Kennedy Highway. Harford County is a semi-metropolitan area with population of approximately 150,000. The June, 1982 agreement between the Sheriff's Department and the Maryland State Police is still in effect. Other municipalities that maintain a police force are the Towns of Bel Air, Havre de Grace, and Aberdeen.



During 1985, this installation investigated 30 fatal accidents in which 34 people were killed. Points of interest relative to these fatalities are that nine (30 percent) were alcohol related, which is below the state average of 50 percent. This represents a 4 percent decrease from 1984 and 34 percent less than 1983. It appears that the public awareness campaigns and the feeling of omnipresent sobriety checkpoints have helped in the battle to combat alcohol violations as they relate to fatal accidents.

Twenty-one traffic accidents were reconstructed by traffic homicide investigators in Harford County in 1985. Manslaughter charges are pending in several of the reconstructed accidents.

This barrack utilizes four troopers on Friday and Saturday from 1900 to 0300 hours as a selective enforcement team. The primary objective is to concentrate on DWI detection, especially between 2300 and 0200 hours, and enforcement of the NMSL of 55 mph.



CPL. J. C. BOWMAN DEMONSTRATES THE VALUE OF A SEAT BELT WITH THE "SEAT BELT PERSUADER" AT THE BEL AIR BARRACK OPEN HOUSE.



**BEL AIR BARRACK "D" (CONT'D.)**

Through the combined efforts of barrack personnel and the Northern Troop staff, three child safety seats were purchased. These seats are loaned free of charge for short periods to Harford County residents in need of a child safety seat.

A criminal investigator has been assigned to the School Liaison Unit which handled 127 investigations on school property, resulting in 68 arrests.

With a seven percent increase in road patrol hours, barrack personnel increased the number of citations issued over 1984 by 20.3 percent and the number of warnings issued by 27.5 percent.

For President Reagan's visit to Faliston High School, 31 barrack personnel expended 476 manhours, 178 of which were overtime hours.



LT. COL. F. MAZZONE PRESENTS A GOOD CITIZENSHIP AWARD TO MR. ROBERT WEBSTER AT THE BEL AIR BARRACK

<u>Barrack D - Bel Air</u>	<u>1983</u>	<u>% Change</u>	<u>1984</u>	<u>% Change</u>	<u>1985</u>	<u>% Change</u>
Strength						
Authorized	67	0	67	0	65	-3.0
Actual	61	1.7	60	-1.6	59	-1.7

BEL AIR BARRACK "D" (CONT'D.)

<u>Barrack D - Bel Air</u>	<u>1983</u>	<u>% Change</u>	<u>1984</u>	<u>% Change</u>	<u>1985</u>	<u>% Change</u>
Motor Vehicle						
Citations	10,328	41.3	10,170	-1.5	12,230	20.3
Warnings	16,615	29.0	14,567	-12.3	18,570	27.5
Road Patrol Hours	24,702	14.8	25,229	2.1	26,985	7.0
% of Total Hours	22.0	15.8	22.0	0	22.5	2.3
Accidents Invest.	1,931	-7.9	2,597	34.5	2,684	3.4
% Resulting in Arrest	65.9	19.8	65.7	-0.3	70.3	7.0
Fatal Accidents	25	-21.9	25	0	30	20.0
DWI Arrests	854	32.0	759	-11.1	627	-17.4
Part I Offenses	859	-14.3	860	0.1	931	8.3
Clearance Rate	34	13.4	34	0	36	5.9
Part II Offenses	768	13.8	905	17.8	776	-14.3
Clearance Rate	39	34.5	49	25.6	44	-10.2
Criminal Arrests	637	-21.9	605	-5.0	658	8.8
Crime Prevention Activities	79	-1.3	25	-68.4	103	312.
Field Observation Reports	187	228.1	458	144.9	651	42.1
A.I.R.S.						
Incidents	20,025	6.9	20,939	4.6	21,536	2.9
Obligated Hours	28,767	27.5	31,884	10.8	33,799	6.0

NORTH EAST BARRACK "F"

1/LT. E. W. SCHULZ



Barrack F is a full-service police unit having concurrent jurisdiction in Cecil County with the Cecil County Sheriff's Department. Cecil County has a year-round population of approximately 65,700 (a 2.5 percent increase over 1984) which increases by 10,000 during the summer months along the waterfront communities.

Barrack manpower resources were affected by continued reductions in resident troopers for Cecil County, Charlestown, and Perryville caused by fiscal problems in these respective government bodies. Where there was a total of thirteen resident troopers beginning in 1983, there are now eight; six for Cecil County and two for Perryville.

Despite the manpower situation, barrack personnel achieved a 7.9 percent increase in citations issued over 1984 and a 24.5 percent increase in warnings.

The deterrent effect of the DWI enforcement is apparent with barroom beer consumption down 76,000 gallons in 1984 and 37,000 gallons for the first six months of 1985. An adverse effect of this effort has been the increased sale of alcohol to minors by some establishments to compensate for the reduction in business. MSP cadets have been requested to work with the barrack's criminal investigation unit to address this problem.

Traffic safety and enforcement programs originating from the barrack were successful. Overall, accident incidents have remained relatively constant for the past three years despite increases in population and miles traveled. The 85th percentile speeds on 55 mph highways in Cecil County have remained constant and well within federal guidelines.

Child abuse cases investigated by the barrack criminal investigators have increased dramatically; 34 cases in 1981 to approximately 120 cases in 1985. Many of these cases are time-consuming and involve serious sexual offenses/abuse.

Crime prevention activities were maintained at the level required because some resident troopers presented many of the programs on a voluntary basis and without compensation.

For President Reagan's visit to Fallston High School, 30 barrack personnel expended 265 manhours, 152 of which were overtime hours.

<u>Barrack F - North East</u>	<u>1983</u>	<u>% Change</u>	<u>1984</u>	<u>% Change</u>	<u>1985</u>	<u>% Change</u>
Strength						
Authorized	54	0	54	0	53	-1.9
Actual	52	-2.0	50	-3.8	48	-4.0

## NORTH EAST BARRACK "F" (CONT'D.)

<u>Barrack F - North East</u>	<u>1983</u>	<u>% Change</u>	<u>1984</u>	<u>% Change</u>	<u>1985</u>	<u>% Change</u>
Resident Troopers	8	-38.5	8	0	8	0
Motor Vehicle Citations						
Barrack	8,556	19.8	8,738	2.1	9,133	4.5
Resident Troopers	953	16.2	977	2.5	937	-4.1
Warnings						
Barrack	15,202	-0.7	18,572	22.7	18,639	.4
Resident	2,348	-5.7	2,443	4.0	2,146	-12.2
Road Patrol Hours						
Barrack	27,244	-1.2	25,201	-7.5	23,207	-7.9
Resident Troopers	4,917	-25.4	4,116	-16.3	3,920	-4.8
% of Total Hours						
Barrack	23.5	-2.1	22.7	-3.4	21.1	-7.0
Resident Troopers	23.4	-12.0	27.2	16.2	25.7	-5.5
Accidents Invest.						
Barrack	1,027	-1.8	1,093	6.4	1,120	2.5
Resident Troopers	135	1.5	139	3.0	104	-25.2
% Resulting in Arrest						
Barrack	58.1	0.9	60.9	4.8	60.4	-.8
Resident Troopers	46	-35.6	56.8	23.5	62.5	10
Fatal Accidents	15	15.4	8	-46.7	15	87.5
DWI Arrests						
Barrack	947	17.8	563	-40.5	651	15.6
Resident Troopers	106	10.4	69	-34.9	59	-14.5
Part I Offenses						
Barrack	1,238	-3.4	1,084	-12.4	1,106	2.0
Resident Troopers	305	-11.1	187	-38.7	176	-5.9
Clearance Rate						
Barrack	35.0	6.1	32.0	-8.6	34.8	8.8
Resident Troopers	37.4	16.9	31.1	-16.8	23.2	-25.4
Part II Offenses						
Barrack	1,148	28.7	1,128	-1.7	1,212	7.4
Resident Troopers	208	4.5	194	-6.7	159	-18.0
Clearance Rate						
Barrack	64	12.3	66	3.1	58.4	-11.5
Resident Troopers	62	3.9	62	0	62.8	1.3
Criminal Arrests						
Barrack	1,882	3.1	1,833	-2.6	1,883	2.7
Resident Troopers	337	-43.5	264	-21.7	235	-11.0

## NORTH EAST BARRACK "F" (CONT'D.)

<u>Barrack F - North East</u>	<u>1983</u>	<u>% Change</u>	<u>1984</u>	<u>% Change</u>	<u>1985</u>	<u>% Change</u>
Crime Prevention Activities	374	49	415	11.0	527	27.0
Field Observation Reports Barrack	132	--	279	111.4	177	-36.6
Resident Troopers	--	--	11	--	11	0
A.I.R.S. (all personnel)						
Incidents	18,816	16.2	19,122	1.6	19,447	1.7
Obligated Hours	28,699	6.5	29,639	3.3	28,972	-2.3

## JFK MEMORIAL HIGHWAY - BARRACK "M"

1/LT. R. E. KENNEDY

Barrack M services are limited to the John F. Kennedy Highway through Cecil, Harford and part of Baltimore County. Police service provided by the Agency on the JFK Highway is by agreement with the Maryland Transportation Authority (MTA).



Barrack M personnel worked aerial speed enforcement in conjunction with the Aviation Division a total of seventeen times, yielding 631 arrests for speeding, 63 of which were large trucks and buses.

The "Truck Following Too Close" enforcement program was broadened in 1985 with the use of a confiscated vehicle. A total of 2,589 arrests were made for this violation, 1,395 violations by cars, and 1,194 by trucks and buses.

Due to numerous theft reports in 1984 from the various commuter lots, large signs were posted at each lot stating "This area is under constant Maryland State Police surveillance." Since the signs were posted in January, 1985 no incidents were reported. Additionally, 3,500 patrol checks of the service areas, commuter lots and MTA offices were made in an attempt to suppress crime.

During the past few years the scope of responsibility of Barrack M has been broadened to incorporate criminal and drug enforcement while patrolling JFK

## JFK MEMORIAL HIGHWAY - BARRACK "M" (CONT'D.)

Highway. All barrack personnel have been trained in a comprehensive countermeasure program entitled, "Drug Interdiction." During 1985, 155 arrests were made which involved controlled dangerous substances. One outstanding case resulted in a trooper confiscating 750 grams of uncut cocaine by developing enough probable cause during a routine traffic stop.

Another case involved the arrest of three persons and confiscation of \$40,000 obtained from robbing and shooting of a Wells Fargo guard in Arlington, Virginia a few hours prior to the car being stopped for improper registration.

<u>Barrack M - JFK Hwy.</u>	<u>1983</u>	<u>% Change</u>	<u>1984</u>	<u>% Change</u>	<u>1985</u>	<u>% Change</u>
Strength						
Authorized	36	0	36	0	36	0
Actual	34	3	34	0	33	-2.9
Motor Vehicle						
Citations	25,562	24.2	25,898	1.3	27,936	7.9
Warnings	2,652	-53.9	8,002	201.7	9,965	24.5
Road Patrol Hours	26,016	11.6	26,509	1.9	24,734	-6.7
% of Total Hours	41.0	-1.5	42	2.4	38.0	-9.5
Accidents Invest.	387	8.1	443	14.5	475	7.2
% Resulting in Arrest	60	11.2	66	10.0	73	10.6
Fatal Accidents	8	14.3	4	-50.0	7	75.0
DWI Arrests	316	10.5	258	-18.4	310	20.2
Part I Offenses	46	-40.3	66	43.5	45	-31.8
Clearance Rate	59	247.1	41	-30.5	13	-68.3
Part II Offenses	148	-2.0	126	-14.9	274	117.5
Clearance Rate	50	138.1	82	64.0	72	-12.2
Criminal Arrests	204	-40.6	192	-5.9	319	66.1
Crime Prevention Activities	--	--	--	--	--	--
Field Observation Reports	8	-33.4	138	1625.0	182	31.9
A.I.R.S.						
Incidents	17,735	3.6	18,537	4.5	19,338	4.3
Obligated Hours	9,940	2.2	10,404	4.7	11,592	11.4

## CENTRAL TROOP

CAPT. W. E. BROOKS

The Central Troop consists of Waterloo, Frederick and Westminster Barracks, which have full law enforcement responsibilities. The counties served by these barracks are: Howard, Frederick and Carroll. These counties consist of agricultural and suburban areas, although the suburban populations are continuing to increase. The other police agencies in these areas are continuing to expand the quantity of services to the citizens.



The Waterloo Barrack serves as Troop headquarters and billets the Troop Evidence Collection Unit and the Troop Polygraph Unit.

### EVIDENCE COLLECTION UNIT (ECU)

The activities of this Unit over the past few years include:

	<u>1983</u>	<u>% Change</u>	<u>1984</u>	<u>% Change</u>	<u>1985</u>	<u>% Change</u>
Total Responses to Crime Scenes .....	728	9.6	789	-8.4	842	6.7
Maryland State Police Cases .....	701	12.3	753	7.4	795	5.6
Other Police Agency Cases .....	27	-32.5	36	33.3	47	30.5
Articles of Evidence Processed .....	11,203	44.5	9,744	-13.0	12,529	28.6
Miles Logged Responding to/from Scenes and trans- porting Evidence.....	30,235	10.8	37,036	22.5	36,208	-2.2
Manhours Utilized in Processing Crime Scenes and transporting Evidence .....	2,822	24.0	3,107	10.0	3,559	14.5

During 1985, ECU personnel spent 233 hours in court, and increase of 11 percent over 1984, and participated in 21 lectures/demonstrations for police academies, colleges and civic organizations.

# CENTRAL TROOP (CONT'D.)

## POLYGRAPH UNIT

The activities of this Unit over the past few years include:

<u>Polygraph Unit (cont'd.)</u>	<u>1983</u>	<u>% Change</u>	<u>1984</u>	<u>% Change</u>	<u>1985</u>	<u>% Change</u>
Polygraph Examinations						
Scheduled .....	364	8.7	380	4.4	380	0
Administered .....	231	15.5	211	-8.6	238	12.8
Criminal Cases (including internal investigations)..	139	28.7	127	-8.6	180	41.7
Trooper/Cadet Applicants ..	75	11.8	56	-25.3	52	-7.1
Applicants Other						
Police Departments.....	17	142.9	28	64.7	6	-78.6

## WATERLOO BARRACK "A"

I/LT. K. L. TREGONING

The Waterloo Barrack shares concurrent jurisdiction in Howard County with the Howard County Police Department. An informal agreement between the two agencies gives Barrack A primary responsibility for police activities on Interstate 70 and 95, and traffic control at the Laurel Race Course and Freestate Raceway, in addition to other specified police services within the county.



The 1985 population for Howard County is approximately 151,116, an increase of 9,674 over 1984. Situated midway between Baltimore City and Washington, D.C., the same population growth is projected for the next three years. With this growth, the Howard County Police Department and this command are experiencing increased demands for police services. During 1985, the number of licensed drivers in the county increased by 6,132 for a total of 106,989.



## WATERLOO BARRACK "A" (CONT'D.)

A total of four sobriety checkpoint operations were conducted in the county in 1985. Acknowledging that the checkpoint strategy is designed to act primarily as a deterrent, saturation patrols were deployed in proximity to the checkpoint sites to identify intoxicated drivers attempting to circumvent these operations. This technique proved effective on December 15, 1985. Out of 112 vehicles checked at the sobriety checkpoint, 3 DWI arrests were made; however, 7 DWI arrests were made by the saturation patrols.

Barrack personnel presented 82 traffic safety lectures in 1985, a significant increase compared to the 19 in 1984.

Significant crime prevention activities were conducted, which is attributed to having a full-time crime prevention coordinator assigned to the barrack. The coordinator and other barrack personnel work closely with the Howard County Police Department's Crime Analysis Unit to coordinate new and on-going crime prevention programs.

<u>Barrack A - Waterloo</u>	<u>1983</u>	<u>% Change</u>	<u>1984</u>	<u>% Change</u>	<u>1985</u>	<u>% Change</u>
Strength						
Authorized	49	0	49	0	48	-2.0
Actual	47	2.2	44	-6.4	43	-2.3
Motor Vehicle						
Citations	16,685	11.9	16,348	-2.0	16,919	3.5
Warnings	14,641	24.2	14,543	-0.7	13,347	-8.2
Road Patrol Hours	23,551	21.20	22,786	-3.2	21,172	-7.1
% of Total Hours	27	12.03	26.4	-2.2	25.4	-3.8
Accidents Invest.	504	28.6	439	-12.9	538	22.6
% Resulting in Arrest	61	-7.6	67	9.8	64	-4.5
Fatal Accidents Investigated	7	40.0	4	-42.9	8	100
DWI Arrests	1,042	36.4	977	-6.2	890	-8.9
Part I Offenses	429	-11.2	513	19.6	599	16.8
Clearance Rate	25	19.0	41	64.0	33.9	-17.3
Part II Offenses	412	-7.6	481	16.8	445	-7.5
Clearance Rate	58	3.6	55	-5.2	33	-40.0
Criminal Arrests	970	-8.1	518	-46.6	755	45.8

WATERLOO BARRACK "A" (CONT'D.)

<u>Barrack A - Waterloo</u>	<u>1983</u>	<u>% Change</u>	<u>1984</u>	<u>% Change</u>	<u>1985</u>	<u>% Change</u>
Crime Prevention Activities	71	10.9	75	5.6	82	9.3
Field Observation Reports	35	-16.7	497	1320.0	851	71.2
A.I.R.S. Incidents	17,840	-4.9	17,998	0.9	19,425	7.9
Obligated Hours	17,933	-9.3	18,972	5.8	19,468	2.6



TFC G. W. KEHS, BARRACK "A" CRIME PREVENTION OFFICER, AND  
MC GRUFF HOST A HALLOWEEN PARTY AT THE BARRACK

FREDERICK BARRACK "B"

1/LT. F. J. TULLY

The Frederick Barrack and the Frederick County Sheriff's Department share concurrent jurisdiction within the County based on informal verbal agreements. Municipalities which have their own full-service police departments are Frederick City and Brunswick City. The demand for police services continues to increase as a result of population growth.



The barrack traffic homicide investigators conducted 11 accident reconstructions including the charter bus accident which resulted in 6 fatalities and injuries to the 12 surviving passengers. This reconstruction required hundreds of manhours of investigation.

Child abuse investigations conducted by barrack personnel totaled 138 cases for 1985, of which 70 were reported as sexual child abuses.

Crime prevention continues to be a major objective of this barrack. During 1985, 6,443 persons attended the numerous crime prevention lectures. Frederick County children fingerprinted by MSP personnel totalled 1,135 and 883 children and adults attended "Project Kids" programs and viewed the "Better Safe Than Sorry II" video.

<u>Barrack B - Frederick</u>	<u>1983</u>	<u>% Change</u>	<u>1984</u>	<u>% Change</u>	<u>1985</u>	<u>% Change</u>
<b>Strength</b>						
Authorized	58	0	58	0	58	0
Actual	55	-1.8	52	-5.4	49	-5.8
<b>Motor Vehicle</b>						
Citations	13,524	7.7	11,929	-11.8	10,905	-8.6
Warnings	14,058	13.7	13,659	-2.8	11,145	-18.4
Road Patrol Hours	26,186	5.9	23,530	-10.1	19,568	-16.8
% of Total Hours	23.8	-0.4	22.1	-7.1	18.7	-15.4
Accidents Invest.	1,323	6.7	1,299	-1.8	1,188	-8.5
% Resulting in Arrest	61	8.9	61.2	0.3	72.5	18.5
Fatal Accidents Investigated	10	-47.4	17	70.0	11	-35.3
DWI Arrests	864	-2.0	740	-14.4	685	-7.4

## FREDERICK BARRACK "B" (CONT'D.)

<u>Barrack B - Frederick</u>	<u>1983</u>	<u>% Change</u>	<u>1984</u>	<u>% Change</u>	<u>1985</u>	<u>% Change</u>
Part I Offenses	1,308	-6.1	1,229	-6.0	1,214	-1.2
Clearance Rate	31.2	21.4	35.6	14.1	28.8	-19.1
Part II Offenses	1,036	2.6	1,041	0.5	1,121	7.7
Clearance Rate	46.3	-7.2	40.5	-12.5	58.7	44.9
Criminal Arrests	963	-45.1	1,048	-8.8	1,190	13.5
Crime Prevention Activities	109	9.0	146	33.9	259	77.4
Field Observation Reports	179	231.5	356	98.9	221	-37.9
A.I.R.S.						
Incidents	24,842	16.5	27,129	9.2	26,792	-1.2
Obligated Hours	25,027	14.1	27,633	10.4	29,029	5.1

## WESTMINSTER BARRACK "G"

1/LT. K. E. ELLENES



The Westminster Barrack serves Carroll County which can be described as 84 percent rural and 16 percent semi-metropolitan. Barrack G shares concurrent jurisdiction with the Carroll County Sheriff's Department.


The Resident Trooper Program is used quite extensively in the County. The Carroll County Commissioners have contracted for thirty-eight resident troopers in lieu of any local force. Additionally, two resident troopers serve the town of Mt. Airy, and one serves the town of Union Bridge. However, the Westminster Police Department provides full police service to that town with a compliment of twenty-one sworn personnel.

## WESTMINSTER BARRACK "G" (CONT'D.)

This barrack maintains an active criminal investigative posture in Carroll County with eleven assigned to the barrack's criminal investigation section. One investigator is assigned full-time to solving breaking and entering cases and examining trends and patterns associated with that crime. A campaign was conducted to alert the public to take precautions to prevent breaking and enterings and car thefts.

Barrack personnel completed 661 field observation reports in 1985, a 73 percent increase over 1984.

To assist in the marijuana eradication campaign, members of the Civil Air Patrol Squadron in Carroll County received training so they could be alert for growing sites during their proficiency flights. Operation Weedout conducted by barrack personnel resulted in 312 marijuana plants being seized in Carroll County.



RECEIVING OPERATION WEEDOUT T-SHIRTS FROM 1ST LT. K. E. ELLENES, BARRACK "G" COMMANDER, FOR THEIR PLEDGED UNITED SUPPORT OF THE MARIJUANA ERADICATION PROGRAM ARE, LEFT TO RIGHT: JOANNE HAYES, CARROLL COUNTY ALCOHOL AND DRUG ABUSE PREVENTION COORDINATOR, COUNTY COMMISSIONERS WILLIAM LAUTERBACK AND JOHN ARMACOST, STATE'S ATTORNEY THOMAS HICKMAN, AND COUNTY COMMISSIONER JEFF GRIFFITH.

## WESTMINSTER BARRACK "G" (CONT'D.)

Barrack personnel efforts in traffic enforcement resulted in a 30.7 percent increase in citations issued and 25.7 percent increase in warnings issued. Citations and warnings issued by resident troopers both increased by 40 percent.

<u>Barrack G - Westminster</u>	<u>1983</u>	<u>% Change</u>	<u>1984</u>	<u>% Change</u>	<u>1985</u>	<u>% Change</u>
<b>Strength</b>						
Authorized-Barrack	48	0	48	0	48	0
Actual-Barrack	42	---	42	0	46	9.5
Resident Troopers	41	---	41	0	41	0
<b>Motor Vehicle Citations</b>						
Barrack	8,303	17.1	7,924	-4.6	10,355	30.7
Resident Troopers	3,293	57.1	3,738	13.5	5,251	40.5
<b>Warnings</b>						
Barrack	16,535	17.1	14,462	-12.5	18,172	25.7
Resident Troopers	5,847	44.1	6,516	11.4	9,142	40.3
<b>Road Patrol Hours</b>						
Barrack	39,273	-0.8	35,371	-9.9	36,790	4.0
Resident Troopers	18,920	-1.2	17,638	-6.8	19,329	9.6
<b>% of Total Hours</b>						
Barrack	0.8	0.9	22.5	9.2	22.5	0
Resident Troopers	26	-7.1	23.7	-8.8	24.8	4.6
<b>Accidents Invest.</b>						
Barrack	1,085	-3.3	1,320	21.7	1,430	8.3
Resident Troopers	555	11.0	---	---	---	---
<b>% Resulting in Arrest</b>						
Barrack	61	35.6	59	-3.3	58	-1.7
Resident Troopers	58	38.1	---	---	---	---
Fatal Accidents	19	18.8	16	-15.8	10	-37.5
<b>DWI Arrests</b>						
Barrack	671	25.6	537	-20.0	438	-18.4
Resident Troopers	256	28.0	158	-38.3	194	22.8
<b>Part I Offenses</b>						
Barrack	1,987	-7.5	1,958	-1.5	1,857	-5.2
Resident Troopers	1,226	-11.2	1,254	2.3	1,062	-15.3
<b>Clearance Rate</b>						
Barrack	43	41.9	36.8	-14.4	38.4	4.3
Resident Troopers	---	---	---	---	---	---

## WESTMINSTER BARRACK "G" (CONT'D.)

<u>Barrack G - Westminster</u>	<u>1983</u>	<u>% Change</u>	<u>1984</u>	<u>% Change</u>	<u>1985</u>	<u>% Change</u>
Part II Offenses						
Barrack	1,640	4.6	1,781	+8.6	1,862	4.5
Resident Troopers	818	3.3	949	16.0	1,142	20.3
Clearance Rate						
Barrack	57.2	14.4	49.8	-12.9	48.8	-2.0
Resident Troopers	--	--	--	--	--	--
Criminal Arrests*						
Barrack	1,757	--	1,947	10.8	2,140	9.9
Resident Troopers	824	-5.6	964	17.0	782	-18.9
Crime Prevention						
Activities	158	-49.3	321	103.2	299	-6.9
Field Observation						
Reports	223	2687.5	356	59.6	616	73.0
A.I.R.S.						
Incidents	30,431	3.1	33,852	11.2	34,312	1.4
Obligated Hours	36,252	4.3	41,571	14.7	40,241	-3.2

\* Criminal arrests adjusted to number of persons arrested; number of charges preferred used in previous reports.

## SOUTHERN TROOP

CAPT. P. J. BUCHER

The Southern Troop services three counties in southern Maryland: Calvert, St. Mary's and Charles. These counties are considered semi-rural and are experiencing a moderate population increase.

The Waldorf Barrack serves as the Troop Headquarters and billets the Polygraph Unit.



## SOUTHERN TROOP (CONT'D.)

The Troop Evidence Collection Unit is billeted at Barracks H and T and provides service to Barracks L, Q, U and ten allied agencies - Bladenburg Police Department, Hyattsville Police Department, Greenbelt City Police Department, Takoma Park Police Department, North Beach Police Department, Prince George's County Sheriff's Department, Calvert County Sheriff's Department, Maryland Marine Police, Southern Maryland Pre-Release Unit, and State Fire Marshal's Office.


This three-man unit responded to 427 crime scenes, 63 of which were for allied agencies, and collected 6,959 pieces of evidence.

### WALDORF BARRACK "H"

1/LT. J. N. GRAYBILL

Barrack H is a full-service installation serving Charles County and provides administrative support for four resident troopers who serve the town of La Plata.

The population increased by 3,399 persons in 1985 for a total of 85,258. Licensed drivers increased by 2,399 for a total of 57,568; registered vehicles total 67,575.



As expected, the demand for police service continues to increase.

Cooperative investigations with the Department of Social Services, Child Protection Unit, continues to prove an asset when investigating child assault and sexual abuse cases.

Interest by the public in crime prevention was on four topics: child abuse, drug and alcohol abuse, drunk driving, and seatbelt usage. Project KIDS, and Kids in Defense of Themselves, were well received. The movie "Better Safe Than Sorry II" was shown continually at the County Fair during which approximately 4,800 people viewed the MSP fair display. The Crime Prevention Unit also presented 114 lectures and participated in 11 all-day seminars.

A remote control talking police car was donated by a local oil company to Barrack H to enhance the education of children in personal and highway safety. The car, known as "Smokey Smo" joins the ranks of the existing crime prevention puppets.



WALDORF BARRACK "H" (CONT'D.)

Workload statistics for 1985 show that the clearance rate for Part I crimes increased 7.5 percent and for Part II crimes, the clearance rate was 73.2 percent, an increase of 9.6 percent. Field Operation reports jumped from 269 to 562, a 108.9 percent increase. The resident troopers issued 941 citations, a 119.9 percent increase, and 1,536 warnings, a 98.2 percent increase for traffic violations.



"SMOKEY SMO", THE TALKING POLICE CAR, USED TO ENHANCE CRIME PREVENTION PROGRAMS FOR CHILDREN, IS DEMONSTRATED AT THE COUNTY FAIR

<u>Barrack H - Waldorf</u>	<u>1983</u>	<u>% Change</u>	<u>1984</u>	<u>% Change</u>	<u>1985</u>	<u>% Change</u>
<b>Strength</b>						
Authorized-Barrack	40	0	40	0	40	0
Actual-Barrack	40	0	38	-5.0	35	-7.9
Resident Troopers (Auth. & Actual)	4	0	4	0	4	0
<b>Motor Vehicle Citations</b>						
Barrack	8,900	45.0	9,870	10.9	11,232	13.8
Resident Troopers	452	101.8	428	-5.3	941	119.9
<b>Warnings</b>						
Barrack	17,273	13.7	15,692	-9.2	13,885	-11.5
Resident Troopers	992	38.5	775	-21.9	1,536	98.2

WALDORF BARRACK "H" (CONT'D.)

<u>Barrack H - Waldorf</u>	<u>1983</u>	<u>% Change</u>	<u>1984</u>	<u>% Change</u>	<u>1985</u>	<u>% Change</u>
Road Patrol Hours						
Barrack	23,983	15.4	20,389	-15.0	18,447	-9.5
Resident Troopers	2,676	48.3	2,441	-8.8	2,666	9.2
% of Total Hours						
Barrack	30.0	-7.1	25.0	-16.7	22.5	-10
Resident Troopers	38.5	15.6	39.6	2.9	36.2	-8.6
Accidents Invest.						
Barrack	430	0.9	700	62.8	755	7.9
Resident Troopers	14	-33.3	25	78.6	18	-28.0
% Resultin- in Arrest						
Barrack	74.0	31.4	72	-2.7	75.6	5.0
Resident Troopers	42.9	0	80	86.5	77.8	-27.5
Fatal Accidents	22	10.0	23	4.5	31	34.8
DWI Arrests						
Barrack	715	-0.8	659	-7.8	565	-14.3
Resident Troopers	25	78.6	47	88.0	52	10.6
Part I Offenses						
Barrack	603	-17.8	639	6.0	627	-1.9
Resident Troopers	24	-20.0	17	-29.2	30	76.5
Clearance Rate						
Barrack	35.8	40.4	38.1	6.4	45.6	19.7
Resident Troopers		Not Available				
Part II Offenses						
Barrack	452	-25.8	582	28.8	548	-5.8
Resident Troopers	11	-66.7	12	9.1	19	58.3
Clearance Rate						
Barrack	62.4	21.6	63.6	1.9	73.2	15.1
Resident Troopers		Not Available				
Criminal Arrests						
Barrack	517	-22.3	667	29.0	764	14.5
Resident Troopers	27	80.0	27	0	57	111.1
Crime Prevention Activities-Barrack	158	15.3	122	-22.8	167	36.9
Field Observation Reports (New Prog.)						
Barrack	105	950.0	269	156.19	562	108.9
Resident Troopers	1	--	18	170	20	11.1

WALDORF BARRACK "H" (CONT'D.)

<u>Barrack H - Waldorf</u>	<u>1983</u>	<u>% Change</u>	<u>1984</u>	<u>% Change</u>	<u>1985</u>	<u>% Change</u>
A.I.R.S. Incidents (All personnel)						
Barrack	3,125	3.0	13,818	5.3	14,740	6.7
Resident Troopers	2,240	49.7	947	-57.7	2,091	120.8
Obligated Hours						
Barrack	18,738	20.5	22,906	22.2	25,377	10.8
Resident Troopers		Not	Available			

LEONARDTOWN BARRACK "T"

I/LT. R. W. STUFFT

Barrack T services St. Mary's County concurrent with St. Mary's County Sheriff's Department. A formal agreement between the two agencies does exist for emergency calls received over the 911 Emergency System. When the caller does not specifically ask for either department, the call is simulcast and the first officer on the scene handles the case.



Special traffic assignments included the following use of manpower:

<u>Event</u>	<u>Total Manhours</u>	<u>Overtime in Hours</u>
Maryland Day Activities	50	21
Outdoor Music Festival *	858	117
Charter Days	48	10
Carnival	33	17
Air Expo	43	19
Calvex 85	83	9
Oyster Festival	48	14
Flood Disaster	83	36
Veterans Day Parade	26	16

\* Troop effort

## LEONARDTOWN BARRACK "T" (CONT'D.)

Traffic enforcement of the 55 mph speed limit included the use of a tractor trailer. Aided by the trailer, two troopers issued 23 citations and 34 warnings in a 2.5 hour period and also handled routine calls for service.

Project Graduation was again a valuable drug/alcohol prevention program and is firmly in place as an annual event. During the critical graduation week in 1985, not one serious juvenile related alcohol problem was reported in St. Mary's County.

Although the reduction in barrack manpower continued in 1985, contributing to a reduction of 2,268 hours in road patrol hours, barrack personnel continued to improve speed enforcement. The 55 mph violation enforcement jumped from 1,405 to 2,004, a 42.6 percent increase.

<u>Barrack T - Leonardtown</u>	<u>1983</u>	<u>% Change</u>	<u>1984</u>	<u>% Change</u>	<u>1985</u>	<u>% Change</u>
Strength						
Authorized	36	0	36	0	34	-5.6
Actual	32	-8.6	34	6.3	31	-8.8
Motor Vehicle						
Citations	5,474	3.3	6,609	20.7	7,299	10.4
Warnings	8,521	10.1	9,787	14.9	8,008	-18.2
Road Patrol Hours	14,431	1.1	13,066	-9.5	10,798	-17.4
% of Total Hours	21.7	-6.1	19.6	-9.7	18	-8.1
Accidents Invest.	474	-1.0	578	21.9	583	0.9
% Resulting in Arrest	81	8.0	89	9.9	82.5	-7.3
Fatal Accidents	11	10.0	9	-18.2	8	-11.1
DWI Arrests	562	-28.4	516	-8.2	435	-15.7
Part I Offenses	386	-24.6	438	-12.4	481	9.8
Clearance Rate	31	19.3	40.5	30.6	30.6	-24.4
Part II Offenses	336	2.1	373	11.0	429	15.0
Clearance Rate	52.2	37.3	58.7	12.4	56.3	-4.1
Criminal Arrests	589	12.8	553	-6.1	395	-28.6
Crime Prevention Activities	112	-22.2	128	14.3	117	-8.6

LEONARDTOWN BARRACK "T" (CONT'D.)

<u>Barrack T - Leonardtown</u>	<u>1983</u>	<u>% Change</u>	<u>1984</u>	<u>% Change</u>	<u>1985</u>	<u>% Change</u>
Field Observation Reports (new prog.)	14	-17.6	308	2100	315	4.9
A.I.R.S.						
Incidents	13,183	0.8	17,108	29.8	16,752	-2.1
Obligated Hours	14,808	-4.3	16,342	10.4	15,696	-4.0



TFC K. YEKSTAT AND  
MC GRUFF AT THE  
ST. MARY'S COUNTY FAIR

PRINCE FREDERICK BARRACK "U"

1/LT. R. W. FISCHER



Barrack U services Calvert County, a rural farming area, and shares enforcement responsibility with the Calvert County Sheriff's Department. The services of twelve resident troopers have been contracted for Calvert County and Chesapeake Beach.

During 1985, barrack personnel completed 419 field observation reports, a 31.8 percent increase over 1984. Upon reviewing these reports, one notices that on many occasions the same vehicle or suspicious person is checked. These reports can be beneficial to investigators and patrol personnel.

One barrack investigator's efforts in drug enforcement resulted in the arrest of 54 persons, seizing of two vehicles forfeited to the State, and the arrest of 8 persons in four cases worked in other counties.

The barrack crime prevention officer and the resident troopers presented 86 lectures to a collective audience of 7,342 persons. These lectures involved 275 hours of preparation and delivery time.

TFC G. M. Manos received the Governor's Citation and TFC D. G. Koenig, the Excellence in Criminal Enforcement award.

<u>Barrack U -</u> <u>Prince Frederick</u>	<u>1983</u>	<u>%</u> <u>Change</u>	<u>1984</u>	<u>%</u> <u>Change</u>	<u>1985</u>	<u>%</u> <u>Change</u>
Strength						
Authorized	39	0	39	0	39	0
Actual	38	0	38	0	38	0
Resident Troopers	12	0	12	0	12	0
Motor Vehicle Citations						
Barrack	7,116	4.6	7,028	-1.2	6,487	-7.7
Resident Troopers	2,672	--	2,566	-4.0	2,229	-13.1
Warnings						
Barrack	9,320	6.8	10,153	8.9	9,910	-2.4
Resident Troopers	4,449	--	4,154	-6.6	3,644	-12.3
Road Patrol Hours						
Barrack	14,004	-9.0	13,944	-0.4	12,809	-8.1
Resident Troopers	6,318	--	5,941	-6.0	5,109	-14.0
% of Total Hours						
Barrack	24.8	13.8	19.1	-23.0	17.7	-7.3
Resident Troopers	27.7	--	42.6	53.8	22.3	-47.6

PRINCE FREDERICK BARRACK "U" (CONT'D.)

<u>Barrack U - Prince Frederick</u>	<u>1983</u>	<u>% Change</u>	<u>1984</u>	<u>% Change</u>	<u>1985</u>	<u>% Change</u>
Accidents Invest.						
Barrack	397	0.3	417	5.0	453	8.6
Resident Troopers	172	—	169	-1.7	163	-3.6
% Resulting in Arrest						
Barrack	84	1.2	88	4.8	85	-3.4
Resident Troopers	83.1	—	75.1	-9.6	89	18.5
Fatal Accidents	5	0	6	20.0	7	16.7
DWI Arrests						
Barrack	536	-18	598	11.6	452	-24.4
Resident Troopers	181	—	197	8.8	127	-35.5
Part I Offenses						
Barrack	663	-15.4	694	4.7	790	13.8
Resident Troopers	281	-20.6	287	2.1	301	4.9
Clearance Rate						
Barrack	45.1	10.0	45.5	0.8	40.8	-10.3
Resident Troopers	32.5	—	38.7	19.0	30.9	-20.2
Part II Offenses						
Barrack	774	-9.5	825	6.6	885	7.3
Resident Troopers	345	-20.7	405	17.4	418	3.2
Clearance Rate						
Barrack	70.0	1.4	71.6	2.3	70.7	-1.2
Resident Troopers	76.6	—	71.9	-6.1	76.3	6.1
Criminal Arrests						
Barrack	955	-15.8	965	-1.0	1,063	10.2
Resident Troopers		Not Available				
Crime Prevention Activities	128	-5.1	61	-52.3	121	98.4
Field Observation Reports (All personnel)						
New Program	202	137.6	318	57.4	419	31.8
A.I.R.S. (all personnel)						
Incidents	14,235	-3.8	15,929	11.9	17,482	9.7
Obligated Hours	17,769	-7.4	19,633	10.5	20,438	4.1

# EASTERN TROOP

CAPT. W. MACINDOE

The Eastern Troop is responsible for serving eight Maryland Eastern Shore counties - four full service barracks, one each in Talbot, Wicomico, Worcester and Queen Anne's Counties, and four smaller detachments that, together with the barracks, serve Kent, Somerset, Dorchester and Caroline Counties. The Eastern Shore is primarily a rural agricultural area that during the summer months has a huge influx of traffic and residents visiting the Chesapeake Bay and Atlantic Ocean resorts.



The Easton Barrack serves as the Troop Headquarters. The Evidence Collection Unit is staffed by three Troopers First Class who service all eight counties, which includes assisting over twenty local police departments and sheriff's offices. The Polygraph Unit is staffed by a TFC and the tests are administered at the Berlin and Easton Barracks.

The activities for these units include:

### Evidence Collection Unit

	<u>1983</u>	<u>%</u> <u>Change</u>	<u>1984</u>	<u>%</u> <u>Change</u>	<u>1985</u>	<u>%</u> <u>Change</u>
MSP Cases	222	-28.0	221	-0.5	237	7.2
Assist Other P.D.'s.	47	-19.0	35	-25.5	46	31.4
Total Cases	269	-26.5	256	-4.8	283	10.5
Time (hours)	2,128	-3.8	2,641	24.1	1,959	-25.8
Miles Travelled	25,915	-15.4	31,927	23.2	29,347	-8.0

### Polygraph Unit

Exams Scheduled	471	—	381	-19.1	394	3.4
Exams Administered	300	36.4	211	-29.7	213	0.9
Exams Cancelled	90	—	85	-5.6	100	17.6
Failed to Appear	81	—	85	4.9	81	-4.7



EASTON BARRACK "I"

1/LT. R. D. GRAHAM

The Easton Barrack serves Talbot County and provides administrative and support services for the Denton Detachment in Caroline County and the Cambridge Detachment in Dorchester County.



Talbot County is predominately a rural area with approximately 52 percent of the population residing outside the municipalities that maintain police departments.

Road patrol enforcement showed dramatic increases with motor vehicle citations increasing over the previous year from 4,961 to 6,290 (26.8 percent) and warnings from 7,238 to 9,292 (28.4 percent). Additionally, field observation reports increased over 1984 from 163 to 243 (49 percent).

The barrack one-man Crime Prevention Unit conducted 75 residential and 22 commercial security surveys in the tri-county area. Additionally, the 85 lectures and displays were attended by 12,564 citizens.

The Citizens on Patrol Service (COPS) remains an active program. There are 150 commercial vehicles equipped with radios whose drivers are trained to be alert for criminal and suspicious activity and relay such information to the barrack through their respective dispatchers.

<u>Barrack I - Easton</u> <u>(Talbot County)</u>	<u>1983</u>	<u>%</u> <u>Change</u>	<u>1984</u>	<u>%</u> <u>Change</u>	<u>1985</u>	<u>%</u> <u>Change</u>
<b>Strength</b>						
Authorized	28	-3.4	29	3.6	29	0
Actual	27	-6.9	25	-7.4	28	12.0
Resident Troopers	1.5	-28.0	1*	-33.3	0.5**	-50
<b>Motor Vehicle Citations</b>						
Barrack	3,254	-13.6	4,961	+52.4	6,290	26.8
Resident Troopers	69	-11.5	5	-92.7	0	-100
<b>Warnings</b>						
Barrack	8,106	-21.7	7,238	-10.7	9,292	28.4
Resident Troopers	120	-42.9	0	--	0	-100
<b>Road Patrol Hours</b>						
Barrack	13,174	-0.7	12,698	-3.6	11,667	-8.1
Resident Troopers	457	14.8	86	-81.1	100	-16.3
<b>% of Total Hours</b>						
Barrack	26	0	26.5	1.9	49.1	85.3
Resident Troopers	17	4.0	5.7	66.5	11	93.0

\* The resident trooper occupied an investigator position.

\*\* Discontinued July, 1985.

# EASTON BARRACK "I" (CONT'D.)

<u>Barrack I - Easton</u> (Talbot County)	<u>1983</u>	<u>%</u> <u>Change</u>	<u>1984</u>	<u>%</u> <u>Change</u>	<u>1985</u>	<u>%</u> <u>Change</u>
Accidents Invest.						
Barrack	397	-0.3	296	25.4	382	29.1
Resident Troopers	11	-42.1	0	—	0	0
% Resulting in Arrest						
Barrack	50	-2.0	65	30	64.3	-1.0
Resident Troopers	72.7	14.8	0	—	0	0
Fatal Accidents	9	50.0	5	-44.4	9	80.0
DWI Arrests						
Barrack	289	-34.2	294	1.7	262	-10.9
Resident Troopers	11	-8.3	0	—	0	0
Part I Offenses						
Barrack	311	-10.4	262	-15.8	270	3.0
Resident Troopers	55	-3.5	46	16.4	15	-67.4
Clearance Rate						
Barrack	32.0	-5.9	29	-9.4	38	31.0
Resident Troopers			(Not Available)			
Part II Offenses						
Barrack	186	-5.6	196	5.4	217	10.7
Resident Troopers	16	-20.0	19	18.8	6	-68.4
Clearance Rate						
Barrack	56.9	-6.8	56.6	-0.5	61.7	9.0
Resident Troopers					(Not Available)	
Criminal Arrests						
Barrack	222	-18.4	185	-16.7	204	10.3
Resident Troopers	29	31.8	18	-37.9	14	-22.2
Crime Prevention						
Activities	80	-16.7	87	8.8	46	-47.1
Field Observation						
Reports (new prog.)						
(All personnel)	40	100	163	307.5	243	49.0
A.I.R.S. (All personnel)						
Incidents	6,775	-10.2	6,063	-10.5	6,408	5.7
Obligated Hours	8,505	-12.4	8,161	-4.0	8,973	9.9

DENTON DETACHMENT

SGT. J. R. LYNCH

The Denton Detachment has an authorized strength of thirteen uniformed troopers who service Caroline County, operating from the Denton, District Court/Multi-Service Building.

<u>Denton Detachment</u> (Caroline County)	<u>1983</u>	<u>%</u> <u>Change</u>	<u>1984</u>	<u>%</u> <u>Change</u>	<u>1985</u>	<u>%</u> <u>Change</u>
Strength						
Authorized	13	0	13	0	13	0
Actual	13	8.3	13	0	12	-7.6
Motor Vehicle						
Citations	1,699	7.8	2,250	32.4	3,347	48.8
Warnings	5,517	-5.1	6,315	14.5	5,420	-14.2
Road Patrol Hours	10,423	6.9	10,649	2.2	8,457	-20.6
% of Total Hours	43	13.2	41	-4.6	36	-12.2
Accidents Invest.	254	3.3	262	3.2	297	13.4
% Resulting in Arrest	58	5.5	61	5.2	65	6.6
Fatal Accidents	6	100	8	33.3	13	62.5
DWI Arrests	112	6.7	132	17.8	102	-22.7
Part I Offenses	224	-7.9	207	-7.5	216	4.3
Clearance Rate	44	12.9	44.9	2.0	52.7	17.4
Part II Offenses	166	-0.6	200	20.5	166	-17.0
Clearance Rate	70	-2.8	63.5	-9.3	78.9	24.3
Criminal Arrests	208	-15.7	219	5.3	224	2.3
Crime Prevention Activities	99	62.3	40	-59.6	29	-27.5
Field Observation Reports (new prog.)	32	300.	34	6.2	—	—
A.I.R.S.						
Incidents	4,377	-16.0	3,860	-11.8	4,511	16.9
Obligated Hours	5,473	-8.9	6,367	16.3	7,644	20.1

## CAMBRIDGE DETACHMENT

SGT. W. A. ROCHE

The Cambridge Detachment has an authorized strength of thirteen uniformed troopers who service Dorchester County.


The yearly activity statistics include a 41.6 percent increase in Motor Vehicle Citations, a 29.9 percent increase in Motor Vehicle Warnings, and a 20 percent increase in DWI arrests compared to 1984.

<u>Cambridge Detachment</u> (Dorchester County)	<u>1983</u>	<u>%</u> <u>Change</u>	<u>1984</u>	<u>%</u> <u>Change</u>	<u>1985</u>	<u>%</u> <u>Change</u>
Strength						
Authorized	13	0	13	0	13	0
Actual	12	-8.3	13	8.3	13	0
Motor Vehicle						
Citations	2,973	32.7	3,970	33.5	5,623	41.6
Warnings	6,521	31.7	7,752	18.9	10,071	29.9
Road Patrol Hours	10,267	12.5	9,239	-10.0	8,924	-3.4
% of Total Hours	43	10.2	39	-9.3	36	-7.7
Accidents Invest.	297	-4.8	327	10.1	324	-0.9
% Resulting in Arrest	57	21.3	61	7.0	67	9.8
Fatal Accidents	9	-10.0	5	-55.6	6	50.0
DWI Arrests	151	-12.2	230	52.3	276	20.0
Part I Offenses	104	-20.0	115	10.6	111	-3.5
Clearance Rate	38	-24.0	47.8	25.8	62	29.7
Part II Offenses	119	7.2	123	3.4	114	-7.3
Clearance Rate	52	-22.4	65.8	26.5	68.4	4.0
Criminal Arrests	123	-10.8	151	22.8	152	0.7
Crime Prevention Activities	57	-41.2	44	-22.8	22	-50.0
Field Observation Reports (new prog.)	18	350.	27	50.0	—	—
A.I.R.S.						
Incidents	3,992	3.5	4,478	8.2	4,111	-8.2
Obligated Hours	6,644	1.4	7,542	13.5	7,637	1.3

CENTREVILLE BARRACK "S"

I/LT. W. N. SAUNDERS

Barrack S services Queen Anne's County and provides administrative support services to the Chestertown Detachment which services Kent County.



The telephone reassurance program implemented in 1984 continues to function. This program, designed to provide the elderly and handicapped with daily contact, has 27 participants.

Major cases investigated during 1985 included:

- the apprehension of a suspect who was ultimately convicted of second degree murder and handgun violations.
- the investigation of episodes of arson which resulted in the suspect admitting himself to a psychiatric facility. Arrest warrants will be served upon his release.
- the apprehension of a rapist who hid in the victim's unlocked van. The suspect was identified through an artist's drawing and arrested seven days after the incident. Adjudication is pending.

<u>Centreville, Barrack "S"</u>	<u>1983</u>	<u>% Change</u>	<u>1984</u>	<u>% Change</u>	<u>1985</u>	<u>% Change</u>
<b>Strength</b>						
Authorized	27	0	28	3.7	28	0
Actual	27	3.8	26	-3.7	26	0
Resident Troopers	6	0	6	0	6	0
<b>Motor Vehicle Citations</b>						
Barrack	4,932	-18.2	4,199	-14.9	4,614	9.9
Resident Troopers	1,043	-2.7	1,072	2.8	1,046	-2.4
<b>Warnings</b>						
Barrack	13,803	0.3	10,449	-24.3	9,015	-13.7
Resident Troopers	2,951	14.8	2,530	-14.3	2,272	-10.2
<b>Road Patrol Hours</b>						
Barrack	13,916	-16.9	10,273	-26.2	8,828	-14.1
Resident Troopers	3,908	-6.3	3,643	-6.8	2,890	-20.7
<b>% of Total Hours</b>						
Barrack	23.9	-11.48	19.9	-16.7	19.1	-4.0
Resident Troopers	36.0	-4.26	31.8	-11.7	28.5	-10.4

CENTREVILLE BARRACK "S" (CONT'D.)

<u>Centreville, Barrack "S"</u>	<u>1983</u>	<u>% Change</u>	<u>1984</u>	<u>% Change</u>	<u>1985</u>	<u>% Change</u>
Accidents Invest.						
Barrack	575	14.7	594	3.3	574	-3.4
Resident Troopers	117	40.9	129	10.2	180	39.5
% Resulting in Arrest						
Barrack	51.3	-3.21	55.6	8.4	64	15.1
Resident Troopers	62.3	-2.35	63.6	2.1	53.3	-16.2
Fatal Accidents	10	66.6	13	30.0	14	7.7
DWI Arrests						
Barrack	253	-23.3	200	-21.0	204	2.0
Resident Troopers	46	48.3	53	15.2	54	1.9
Part I Offenses						
Barrack	630	9.3	577	-8.4	666	15.4
Resident Troopers	217	24.0	235	8.3	212	-9.8
Clearance Rate						
Barrack	26.1	-13.8	39.3	50.6	---	---
Resident Troopers			(Not Available)			
Part II Offenses						
Barrack	411	9.0	507	23.4	600	18.3
Resident Troopers	126	43.1	269	113.5	221	-17.8
Clearance Rate						
Barrack	54.9	0.5	55.8	1.6	54	-3.2
Resident Troopers			(Not Available)			
Criminal Arrests						
Barrack	734	-5.1	1,282	74.7	1,128	-12.0
Resident Troopers	127	-14.1	268	111.0	172	-35.8
Crime Prevention Activities						
Barrack	27	170	20	-25.9	30	50.0
Resident Troopers	15	---	12	-20.0	58	383.3
Field Observation Reports (All Personnel) (New Prog.)						
Barrack	55	243.7	118	114.6	232	96.6
Resident Troopers	7	---	11	57.1	14	27.3
Incidents						
Barrack	9,889	9.4	11,469	16.0	11,952	4.2
Resident Troopers	2,475	18.1	2,944	19.0	3,293	11.9
Obligated Hours						
Barrack	11,008	-10.5	12,888	17.1	13,946	8.2
Resident Troopers	2,892	10.0	3,329	15.1	---	---

# CHESTERTOWN DETACHMENT

SGT. W. T. BRIGHT

Kent County is serviced by the Chestertown Detachment, which has an authorized strength of eight. The Detachment is the primary source for motor vehicle law enforcement; however, it shares the criminal enforcement responsibilities with the Kent County Sheriff's Department.

<u>Chestertown Detachment</u>	<u>1983</u>	<u>% Change</u>	<u>1984</u>	<u>% Change</u>	<u>1985</u>	<u>% Change</u>
Strength						
Authorized	8	0	8	0	8	0
Actual	8	0	8	0	8	0
Motor Vehicle						
Citations	2,142	-24.3	2,986	39.4	2,429	-18.7
Warnings	6,275	45.3	7,590	21.0	6,803	-10.4
Road Patrol Hours	6,519	-8.2	6,925	6.2	6,335	-8.5
% of Total Hours	45.2	-3.6	46.1	2.0	43.8	-5.0
Accidents Invest.	191	-3.5	203	6.3	228	12.3
% Resulting in Arrest	50.7	-10.3	45.4	-10.5	48.3	6.4
Fatal Accidents	5	400.0	2	60.0	1	-50.0
DWI Arrests	79	-40.6	102	29.1	82	-19.6
Part I Offenses	95	-10.3	99	4.2	105	6.1
Clearance Rate	16.8	-6.2	22.2	32.1	31.4	41.4
Part II Offenses	47	-29.8	95	102.1	95	0
Clearance Rate	59.5	4.9	---	---	---	---
Criminal Arrests	100	4.1	131	31.0	164	25.2
Crime Prevention Activities	34	---	33	-2.9	22	33.3
Field Observation Reports (new prog.)	10	---	8	-20.0	41	412.5
A.I.R.S.						
Incidents	2,373	2.4	2,390	0.7	2,510	5.0
Obligated Hours	2,601	-20.9	2,772	6.6	2,798	0.9

BERLIN BARRACK "V"

I/LT. P. R. JACKSON

Barrack V services Worcester County and provides administrative support services for the Princess Anne Detachment which services Somerset County.



Worcester County is predominately rural with a population of approximately 32,300, which increases an additional 300,000 during the summer months, with the majority living in Ocean City.

During the latter part of 1984 and continuing into 1985, numerous meetings and planning sessions were attended by barrack personnel to develop a plan to evacuate Ocean City in the event of a major storm. The plan was put to the test September 26, 1985, when Hurricane Gloria struck the coast. The evacuation of Ocean City was accomplished with a minimum of problems. A total of 777 manhours were utilized by barrack personnel for this emergency, 286 being overtime hours.

The Radio Watch Program with Perdue, Inc. was continued in 1985 and expanded to help locate missing persons and wanted vehicles for various crimes. With 70 radio equipped vehicles on the lower Eastern Shore each day, the number of eyes in the vast rural areas is greatly increased. During 1985, employees of Perdue, Inc., trained in the mechanics of the program, reported 30 disabled vehicles, 15 accidents, and 10 criminal incidents.

Operation Weed-Out conducted by barrack personnel resulted in seizing 296 marijuana plants which ranged from six inches to eight feet in height. This investigation resulted in four arrests.

<u>Barrack V - Berlin</u> <u>(Worcester Co.)</u>	<u>1983</u>	<u>%</u> <u>Change</u>	<u>1984</u>	<u>%</u> <u>Change</u>	<u>1985</u>	<u>%</u> <u>Change</u>
Strength						
Authorized	36	2.8	36	0	36	0
Actual	36	5.9	34	-5.6	35	2.9
Motor Vehicle						
Citations	4,999	3.0	5,346	6.9	4,910	-8.2
Warnings	8,477	28.4	8,726	2.9	8,445	-3.2
Road Patrol Hours	13,799	25.9	12,597	-8.7	11,311	-10.2
% of Total Hours	28.7	20.1	25.2	-12.2	23.6	-6.3
Accidents Invest.	366	28.4	395	7.9	427	8.1
% Resulting in Arrest	61.2	2.7	67.6	10.4	69.3	2.5



BERLIN BARRACK "V" (CONT'D.)

<u>Barrack V - Berlin</u> <u>(Worcester Co.)</u>	<u>1983</u>	<u>%</u> <u>Change</u>	<u>1984</u>	<u>%</u> <u>Change</u>	<u>1985</u>	<u>%</u> <u>Change</u>
Fatal Accidents	9	-30.8	9	0	6	-33.3
DWI Arrests	458	-3.4	470	2.6	295	-37.2
Part I Offenses*	302	-24.3	281	-7.0	343	22.1
Clearance Rate	33.1	-1.5	29.5	-10.9	32.9	11.5
Part II Offenses*	181	-16.6	206	13.8	265	28.6
Clearance Rate	54.7	36.1	62.1	13.5	63.8	2.7
Criminal Arrests	435	51.0	558	28.2	451	-19.2
Crime Prevention Activities	5	-37.5	5	0	11	120.0
Field Observation Reports (new prog.)	46	-8.0	114	147.8	98	-14.0
A.I.R.S.						
Incidents	7,542	0.1	8,346	10.7	7,987	-4.3
Obligated Hours	8,681	12.0	10,089	16.2	8,913	-11.7

PRINCESS ANNE DETACHMENT

SGT. V. B. MUIR

The Princess Anne Detachment services Somerset County which is predominately rural with a population of approximately 19,400.

The Somerset County Sheriff's Department (authorized strength of six deputies) is the only police agency that shares concurrent jurisdiction with the Detachment. This includes a part-time deputy with no police powers on Smith Island, which has a land area of five square miles and is only accessible by air or water. The City of Crisfield and the Town of Princess Anne are the only incorporated municipalities which maintain a police force.

\* Includes Worcester and Somerset Counties.

## PRINCESS ANNE DETACHMENT (CONT'D.)

However, the Detachment is frequently called upon to assist them with serious and complicated investigations.

<u>Princess Anne Detachment</u> (Somerset County)	<u>1983</u>	<u>% Change</u>	<u>1984</u>	<u>% Change</u>	<u>1985</u>	<u>% Change</u>
Strength						
Authorized	13	0	13	0	13	0
Actual	13	-7.1	13	0	13	0
Motor Vehicle						
Citations	4,346	-5.0	4,229	-2.7	3,312	-21.7
Warnings	5,130	-1.5	5,089	-0.8	4,355	-14.4
Road Patrol Hours	9,165	5.3	7,731	-15.6	6,688	-13.5
% of Total Hours	37.0	16.7	35.9	-3.0	28.6	-20.3
Accidents Invest.	205	30.6	192	-6.3	287	49.5
% Resulting in Arrest	49.3	-20.99	58.9	19.5	62.4	5.9
Fatal Accidents	3	200	0	-100	4	--
DWI Arrests	218	-22.1	186	-14.7	189	1.6
Part I Offenses	267	-17.6	207	-22.5	345	66.7
Clearance Rate	32.2	9.9	38.2	18.6	36.0	-5.8
Part II Offenses	165	6.4	148	-10.3	221	49.3
Clearance Rate	45.4	0.4	51.4	13.2	69.2	34.6
Criminal Arrests	265	20.4	444	67.5	472	6.3
Crime Prevention Activities	13	0	6	-53.8	11	83.3
Field Observation Reports (new prog.)	31	3.3	144	364.5	176	22.2
A.I.R.S.						
Incidents	4,162	-4.8	4,260	2.4	5,353	25.7
Obligated Hours	6,408	-10.9	7,484	16.8	8,798	17.6

SALISBURY BARRACK "E"

1/LT. O. B. CHEESMAN



The area of responsibility of the Salisbury Barrack encompasses Wicomico County. The three municipalities within this area that maintain police departments are Salisbury, Fruitland and Delmar. However, through written agreements, the Agency can take enforcement action without jurisdictional restrictions.

The Neighborhood Watch Program was continued and expanded to thirty participating communities. This program has proven valuable in involving the public in self-protection.

The DWI enforcement effort is continuing to prove effective with a 28.1 percent reduction in alcohol related motor vehicle accidents and a 50 percent reduction in alcohol related fatalities in the county.

Major cases investigated during 1985 included:

- the apprehension of the culprits and the recovery of approximately \$50,000 of household furnishings stolen from a private residence.
- the arrest of three persons responsible for the theft of \$10,000 in currency and guns stolen from a private residence.
- the arrest of a girls softball team coach who was charged with various sex offenses with a thirteen year old female.
- the arrest of four suspects charged with four residential burglaries that involved approximately \$30,000 worth of guns, jewelry, and money. Approximately \$25,000 worth of property was recovered.
- the arrest of a teacher for sexual abuse of a male student.

<u>Barrack E - Salisbury</u>	<u>1983</u>	<u>% Change</u>	<u>1984</u>	<u>% Change</u>	<u>1985</u>	<u>% Change</u>
Strength						
Authorized	47	0	47	0	47	0
Actual	44	-2.2	42	-4.5	41	-2.4
Motor Vehicle						
Citations	12,457	-0.6	10,398	-16.5	10,351	-0.5
Warnings	20,900	-4.2	19,175	-8.3	17,688	-7.8
Road Patrol Hours	27,030	4.0	25,583	-5.4	23,493	-8.2
% of Total Hours	33	4.2	31.3	-5.2	29.6	-5.4

## SALISBURY BARRACK "E" (CONT'D.)

<u>Barrack E - Salisbury</u>	<u>1983</u>	<u>% Change</u>	<u>1984</u>	<u>% Change</u>	<u>1985</u>	<u>% Change</u>
Accidents Invest.	770	4.1	956	24.2	1,072	12.1
% Resulting in Arrest	58.2	15.2	56.5	-2.9	59.0	4.4
Fatal Accidents	10	66.7	11	10.0	10	-9.1
DWI Arrests	694	-22.0	531	-23.5	311	-41.4
Part I Offenses	1,029	-21.7	845	-17.9	857	1.4
Clearance Rate	26.1	23.7	29.0	11.1	37.1	27.9
Part II Offenses	592	-0.3	621	4.9	665	7.0
Clearance Rate	44.8	-2.2	39.3	-12.3	29.9	-23.9
Criminal Arrests	423	—	404	-4.5	433	7.2
Crime Prevention Activities	111	-5.1	112	0.9	122	8.9
Field Observation Reports (new prog.)	193	124.4	419	117.1	408	-2.6
A.I.R.S.						
Incidents	10,251	-11.8	10,304	0.5	10,930	6.1
Obligated Hours	13,194	-6.3	14,216	7.7	14,416	1.4

## WESTERN TROOP

CAPT. W. R. TURNBULL

The Western Troop services three counties of western Maryland, with one barrack each in Washington and Allegany Counties, and one detachment in Garrett County.

The Cumberland Barrack serves as the Troop Headquarters and billets the Evidence Collection and Polygraph Units.

The activities of these units include:



CUMBERLAND BARRACK "C"

1/LT. W. R. PRESLEY



Barrack C is responsible for serving Allegany County and provides administrative support to the detachment which serves Garrett County. The barrack shares concurrent jurisdiction with the Allegany County Sheriff's Office.

The School Bus Enforcement program continued in 1985, during which drivers reported three violations, a 77 percent reduction over 1984. Increased visibility and public awareness are attributed to the reduction in violations.

The abundant snow that accumulated between January 13th and January 22nd required the commitment of all barrack personnel to traffic direction, assisting stranded motorists, and other weather related incidents.

The heavy rainfall on November 2, 1985 caused major flooding of the Potomac River which caused severe damage in the Oldtown, Maryland area. Barrack personnel assisted with the evacuation of residents and maintained security in the flooded area. Over a three day period, seventeen troopers expended 166 regular hours and 137 overtime hours on this disaster.

The barrack Crime Prevention Officer continues to serve as the coordinator for Crime Solvers in Allegany County. This program continues to be successful. The \$1,750 paid out in rewards resulted in 24 criminal arrests, the recovery of \$61,402 in stolen property, the confiscation of controlled dangerous substances valued at \$4,535, and the closing of 34 felony cases.

Increased traffic enforcement was done on 55 mph highways, Routes 40 and 48 between January and May. The three troopers assigned to this patrol issued 908 citations, 389 warnings and 6 DWI arrests.

<u>Barrack C - Cumberland</u>	<u>1983</u>	<u>% Change</u>	<u>1984</u>	<u>% Change</u>	<u>1985</u>	<u>% Change</u>
Strength						
Authorized	40	0	40	0	40	0
Actual	37	-7.5	36	-2.7	37	2.8
Motor Vehicle						
Citations	5,504	-4.7	7,586	37.8	7,020	-7.5
Warnings	9,061	-22.8	8,412	-7.2	7,421	-11.8
Road Patrol Hours	16,618	-19.9	17,379	4.6	16,172	-6.9
% of Total Hours	23	-20.4	24.6	7.0	23.1	-6.1
Accidents Invest.	615	33.7	695	13.0	669	-3.7
% Resulting in Arrest	81.1	-2.6	64.0	-21.1	64.1	0.2

CUMBERLAND BARRACK "C" (CONT'D.)

<u>Barrack C - Cumberland</u>	<u>1983</u>	<u>% Change</u>	<u>1984</u>	<u>% Change</u>	<u>1985</u>	<u>% Change</u>
Fatal Accidents	8	-20.0	13	62.5	13	0
DWI Arrests	406	12.7	424	4.4	319	-24.8
Part I Offenses	572	-3.1	554	-3.2	553	0.2
Clearance Rate	30.4	25.6	40.0	31.6	42.1	5.3
Part II Offenses	926	27.5	936	1.1	591	-36.9
Clearance Rate	73.7	18.7	72.7	-1.4	73.6	1.2
Criminal Arrests	485	45.2	665	37.1	647	-2.7
Crime Prevention Activities	125	-17.8	155	24	68	-56.1
Field Observation Reports (new prog.)	64	357	321	401.6	337	5.0
A.I.R.S.						
Incidents	10,291	-5.8	11,097	7.8	10,222	-7.9
Obligated Hours	13,023	9.1	15,151	16.3	14,290	-5.7

GARRETT COUNTY DETACHMENT

F/Sgt. W. H. GRAHAM

The Garrett County Detachment has an authorized strength of 18 which handles all traffic-related matters and 45 percent of the criminal activities occurring in the County. The other 55 percent of criminal complaints are handled by the Garrett County Sheriff's Office.

Detachment personnel's traffic enforcement efforts are notable, with a 15.7 percent increase in the number of citations issued and a 61.2 percent increase in the number of DWI arrests.

## GARRETT COUNTY DETACHMENT (CONT'D.)

The Investigation Section concluded a successful year with a 86.7 percent clearance rate for Part II crimes.

<u>Garrett Co. Detachment</u>	<u>1983</u>	<u>% Change</u>	<u>1984</u>	<u>% Change</u>	<u>1985</u>	<u>% Change</u>
Strength						
Authorized	18	0	18	0	18	0
Actual	16	6.7	18	12.5	17	5.6
Motor Vehicle						
Citations	3,395	-6.5	4,548	34.0	5,260	15.7
Warnings	3,677	-15.3	3,362	-8.6	2,409	-28.3
Road Patrol Hours	10,487	-9.2	11,041	5.3	11,481	4.0
% of Total Hours	32	-9.1	34	6.3	34.7	2.1
Accidents Invest.	429	3.9	545	27.0	578	4.0
% Resulting in Arrest	67.8	13.0	55	-18.9	74.7	35.8
Fatal Accidents	3	-50.0	8	166.7	6	-25
DWI Arrests	222	-20.1	152	-31.5	245	61.2
Part I Offenses	310	-8.0	277	-10.6	233	-15.9
Clearance Rate	31.9	47.0	45.8	43.6	26.2	-42.8
Part II Offenses	509	52.4	495	-2.8	331	-33.1
Clearance Rate	70.3	7.3	67.6	-3.8	86.7	28.3
Criminal Arrests	311	46.7	407	30.9	381	-6.4
Crime Prevention Activities	12	-64.7	44	266.7	14	-68.2
Field Observation Reports (new prog.)	9	50.0	103	1044.4	54	-47.6
A.I.R.S.						
Incidents	5,385	-7.7	6,080	12.9	6,193	1.9
Obligated Hours	8,773	8.0	9,941	13.3	10,012	0.7

HAGERSTOWN BARRACK "U"

1/Lt. D. T. YOHMAN



Barrack O is responsible for serving Washington County, sharing jurisdiction with the Washington County Sheriff's Department.

The Town of Boonsboro has a contractual agreement for one resident trooper.

During Operation CARE over the Thanksgiving weekend, barrack personnel issued 101 citations for exceeding the 55 mph limit and made 7 DWI arrests.

The State Highway Administration speed monitoring station on Interstate 70 was targeted for special traffic enforcement to increase compliance to the 55 NMSL. A total of 124 hours were spent in radar operations at this site, resulting in 210 citations and 302 warnings being issued.

A total of 22 requests were received from local officials for assistance with traffic control for special events such as parades, air shows, walk-a-thons, etc. The manhours for these details totaled 695, of which 279 were overtime.

On July 9, 1985, the Hagerstown Barrack and the Potomac Edison Company initiated the Radio Watch Program. Drivers of radio equipped Potomac Edison Company vehicles are trained to report through their dispatchers incidents that require police attention.

A crime prevention robot named "Trooper Moose" was introduced into the safety program for children in 1985. This \$16,000 robot was donated by the Hagerstown Moose Lodge 212. In recognition of this generous gift, the Moose Lodge received a Governor's Crime Prevention Award.

During 1985, barrack personnel responded to 511 burglar alarms, all but two of which were false alarms. A total of 254 manhours were expended in responding to alarms.

Although the number of Part II offenses increased by 25.1 percent, going from 362 to 453, the clearance rate was 55 percent, a 22.2 percent improvement over the year 1984.

<u>Barrack O - Hagerstown</u>	<u>1983</u>	<u>% Change</u>	<u>1984</u>	<u>% Change</u>	<u>1985</u>	<u>% Change</u>
Strength						
Authorized	47	-6.0	47	0	47	0
Actual	45	-4.2	44	-2.2	41	-6.8
Motor Vehicle						
Citations	10,400	-6.8	10,764	3.5	10,185	-5.4
Warnings	7,394	42.7	8,810	19.2	8,530	-3.2



## HAGERSTOWN BARRACK "U" (CONT'D.)

<u>Barrack 0 - Hagerstown</u>	<u>1983</u>	<u>% Change</u>	<u>1984</u>	<u>% Change</u>	<u>1985</u>	<u>% Change</u>
Road Patrol Hours	23,556	-7.6	20,059	-14.8	18,834	-6.1
% of Total Hours	28	-5.4	26	-7.1	23	-11.5
Accidents Invest. % Resulting in Arrest	741	-7.1	886	19.6	868	-2.0
	68	15.3	68	0	68	0
Fatal Accidents	10	-41.2	15	-50	14	-6.7
DWI Arrests	479	-22.9	463	-3.3	436	-5.8
Part I Offenses	698	0	579	-17.0	600	3.6
Clearance Rate	22	-15.4	25	13.6	22	-12.0
Part II Offenses	316	8.6	362	14.6	453	25.1
Clearance Rate	23	-8.0	45	95.7	55	22.2
Criminal Arrests	509	20.6	437	-14.1	438	0.2
Crime Prevention Activities	49	14.0	44	-10.2	80	81.8
Field Observation Reports (new prog.)	4	300.	194	4750.	231	19.1
A.I.R.S.						
Incidents	14,348	4.9	16,569	15.5	19,079	15.1
Obligated Hours	15,123	-3.3	15,023	-0.7	16,779	11.7