

CrSent
12-28-87

1986 INDIANA JUDICIAL REPORT

DIVISION OF STATE COURT ADMINISTRATION
ROOM 323, STATEHOUSE
INDIANAPOLIS,
INDIANA 46204

106957

U.S. Department of Justice
National Institute of Justice


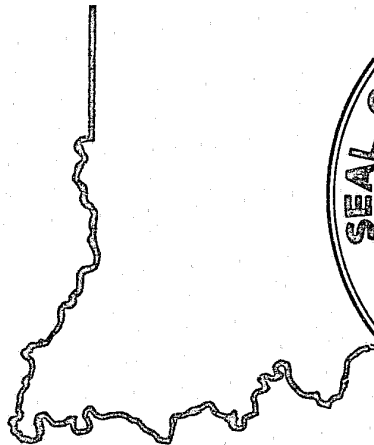
This document has been reproduced exactly as received from the person or organization originating it. Points of view or opinions stated in this document are those of the authors and do not necessarily represent the official position or policies of the National Institute of Justice.

Permission to reproduce this copyrighted material has been granted by
Indiana State Court Administration

to the National Criminal Justice Reference Service (NCJRS)

Further reproduction outside of the NCJRS system requires permission of the copyright owner.

106957



NCJRS

SEP 12 1987

ACQUISITIONS

TABLE OF CONTENTS

<u>GENERAL INFORMATION</u>	Page
Introduction	1
Indiana's Judicial	2
Indiana's Judicial System - Organization Chart	11
 <u>CASELOAD OF INDIANA'S SUPREME COURT, COURT OF APPEALS AND TAX COURT</u>	
Supreme Court - Progress Report	14
- Report on Origin of Cases	20
Court of Appeals	28
Tax Court	35
 <u>TRIAL COURT CASELOAD REPORT</u>	
Introduction	38
Caseload Comparison Table - Cases Filed 1977 to 1986	40
Caseload Comparison Table - Cases Disposed 1977 to 1986	42
Total Cases Pending 1/1/86 - Summary	44
Total Cases Filed in 1986 - Summary	45
Total Cases Venued In 1986 - Summary	46
Total Cases Disposed in 1986 - Summary	47
Total Cases Pending 12/31/86 - Summary	48
Method of Case Disposition	
Jury Trials	49
Bench Trials	50
Dismissed	51
Transferred Out	52
Venued Out	53
Guilty Pleas/Admissions/Settled	54
Traffic Violations Bureau/Default	55
Closed	56
Averages	
1986 Average Caseload - Filings	57
1986 Average Caseload - Dispositions	58
Method of Case Disposition	
1986 Average Caseload - Jury Trials	59

TABLE OF CONTENTS (Continued)

	Page
Averages (continued)	
1986 Average Caseload - Bench Trials	60
1986 Average Caseload - Dismissed	61
1986 Average Caseload - Transferred Out	62
1986 Average Caseload - Venued Out	63
1986 Average Caseload - Guilty Plea/Admissions/Settled	64
1986 Average Caseload - Violations Bureau/Default	65
1986 Average Caseload - Closed	66

CASELOAD TABLES

All Courts

Cases Pending 1/1/86	68
New Filings	102
Cases Disposed	136
Cases Pending 12/31/86	170

FISCAL REPORT

Expenditures and Revenues Introduction	204
Financial Comparison Table - 1977 to 1986	214
1986 Expenditures by the State of Indiana on Trial Courts	216
1986 Expenditures - All Courts	218
1986 Revenues Generated Through the Operation of Circuit, Superior, County, Municipal and Probate Courts	222
1986 Revenues Generated Through the Operation of City and Town Courts	224
1986 Revenues Generated Through the Operation of Marion County Small Claims Courts	225
1986 Average Court Expenditures	226
1986 Average Court Revenues	227

FISCAL TABLES

Court Expenditures - All Courts

Salaried Personnel	228
------------------------------	-----

TABLE OF CONTENTS (Continued)

	Page
<u>FISCAL TABLES</u> (continued)	
Non-Salaried Personnel	260
Summation of Expenses	292
Revenues	
Trial Court Revenues for State Funds	324
Trial Court Revenues for County Funds	342
Trial Court Revenues for County Programs	360
Trial Court Revenues for Local Funds	378
City and Town Court Revenues for State Funds	388
City and Town Court Revenues for County and Local Funds	396
Marion County Small Claims Courts Revenues	404
 <u>APPENDIX</u>	
1986 - Trial Courts and Judges	405
1986 - Minor Courts	409
1986 - Court Personnel - All Courts	413

INTRODUCTION

The Indiana Judicial Report is an annual report published by the Division of State Court Administration pursuant to Indiana Code 33-2.1-7-3. The Indiana Legislature has directed this office to collect and compile statistical data on the judicial work of the courts in the State and information as to the revenues generated by and funds expended on the operation of the courts. The period of time covered by this report is calendar year 1986.

The information has been divided into two parts, caseload data and fiscal data. Where appropriate, each part has been broken down by court classification. Additional general information, consisting of a description of the judiciary, roster, manpower table and organizational chart, has been added to assist the reader in understanding the data which has been presented.

The information published in this annual report relating to trial courts emanates from summary caseload data provided quarterly and summary fiscal data provided annually. The caseload data relating to the Supreme Court, Court of Appeals and Tax Court is provided by their respective administrative offices. The state-level fiscal data is derived from the annual report of the Auditor of the State.

In that summary data is being used, it should be noted that this report is not intended to be an exact accounting of funds or a complete detailing of every judicial decision. It is only presented as a reasonably accurate overview of the administrative aspects of the Indiana Judiciary. As such, it is intended to be used by trial judges in evaluating their performance and monitoring the caseloads in their respective courts; by trial judges and county councils in the budgeting process; by the General Assembly and its Committees in their oversight of judicial administrative activities, and by the Indiana Supreme Court in meeting its superintendent responsibilities. Additionally, the information published in this report is intended to provide a continuous factual basis for long-term judicial planning in the State of Indiana.

The Division of State Court Administration welcomes comments or suggestions concerning the presentation of the data in this report.

INDIANA'S JUDICIAL SYSTEM

Article 3, Section 1 of the Constitution of Indiana provides:

Three Departments - The powers of the Government are divided into three separate departments; the Legislative, the Executive including the Administrative, and the Judicial; and no person, charged with official duties under one of these departments, shall exercise any of the functions of another, except as in this Constitution expressly provided.

The judicial power of the State of Indiana is vested in a Supreme Court, a Court of Appeals, Circuit Courts, and such other courts as the General Assembly may establish.¹ The General Assembly has from time to time established other courts vesting them with specific powers. The Superior and County Courts are such legislatively created courts. The former have general trial jurisdiction while the county courts have more limited jurisdiction. Additionally there are city and town courts with even more limited jurisdiction. Specialized courts and additional tribunals with limited jurisdiction are found in the more populous counties.

SUPREME COURT

The Indiana Supreme Court consists of five justices, one of whom is the Chief Justice of the State (selected by the Indiana Judicial Nominating Commission).²

The Supreme Court has no original jurisdiction except in (a) admission to the practice of law; (b) discipline and disbarment of those admitted; (c) unauthorized practice of law; (d) discipline, removal and retirement of judges; and (e) exercise of jurisdiction by other courts.

Its appellate jurisdiction includes appeals from judgments imposing a sentence of death, life imprisonment or imprisonment for a term greater than 10 years; appeals from the denial of post-conviction relief in which the sentence was death or life imprisonment; cases where a state or federal statute has been declared unconstitutional; appeals from denial

1 Ind. Const., Art. 7, Sec. 1.

2 Ind. Const., Art. 7, Sec. 2; IC 33-2.1-2-1.

of release in habeas corpus cases arising out of criminal, extradition or mental health proceedings; and, on petition, cases involving substantial questions of law, great public importance, or emergencies.³

The justices are appointed by the Governor after nomination by a Judicial Nominating Commission. After an initial two-year term, they run on a "Yes--No" retention ballot, and, if successful, they then serve ten-year terms.

COURT OF APPEALS

The Court of Appeals became a constitutional court under a 1970 revision of the Constitution. The Judicial Article provides that the state be divided into geographic districts by the General Assembly, and that each district have three judges.⁴ Presently, the court has four districts, with a total of twelve judges.⁵ The twelve judges select one of their number as Chief Judge, and each district elects a Presiding Judge.⁶ The Court of Appeals has no original jurisdiction except as authorized by Supreme Court rules to review directly final decisions of certain administrative agencies.⁷ It has jurisdiction over all appeals not taken to the Supreme Court.

The judges of the Court of Appeals are selected in the same manner and serve the same terms as the Supreme Court Justices.

TAX COURT

A newly created Indiana Tax Court came into existence on July 1, 1986. The Tax Court is an appellate level court with one judge who is selected in the same manner as are judges of the Court of Appeals.⁸ The Tax Court has exclusive jurisdiction in original tax appeals which are defined as any case that arises under the tax laws of this state and is an

3 Ind. Const., Art. 7, Sec. 4; Ind. Rules of Ct., App. Rule 4.

4 Ind. Const., Art. 7, Sec. 5.

5 IC 33-2.1-2-2

6 IC 33-2.1-2-4.

7 Ind. Const., Art. 7, Sec. 6; Ind. Rules of Ct., App. Rule 4(B)

8 IC 33-3-5-1 and 33-3-5-6.

initial appeal of a final determination made by (1) the Department of State Revenue; or (2) the State Board of Tax Commissioners.⁹ The principal office of the Tax Court is located in Indianapolis although a taxpayer may select to have all evidentiary hearings conducted in one of seven other specifically designated counties.

The Tax Court must also maintain a small claims docket for processing (1) claims for refunds from the Department of Revenue that do not exceed \$5,000 for any year; and (2) appeals of final determination of assessed value made by the State Board of Tax Commissioners that do not exceed \$15,000 for any year.¹⁰ Appeals from the Tax Court are taken directly to the Supreme Court.¹¹

CIRCUIT COURTS

The Indiana Constitution directs that the state be divided into several circuits by the General Assembly and that a judge be elected for each circuit.¹² Eighty-eight of a total of ninety-two counties, each constitute a circuit, while the remaining four counties are in two "joint" circuits with two counties each.

The Circuit Courts are vested with unlimited trial jurisdiction in all cases, except when exclusive or concurrent jurisdiction is conferred upon other courts. They also have appellate jurisdiction over appeals from City and Town Courts.¹³

In twenty-one counties¹⁴ the Circuit Court maintains small claims and misdemeanor divisions. Civil actions in which the amount

9 IC 33-3-5-2.

10 IC 33-3-5-12.

11 IC 33-3-5-15.

12 Ind. Const., Art. 7, Sec. 7.

13 IC 33-4-4-3 and 33-10.1-5-9.

14 Circuit Courts with Small Claims and Misdemeanor Dockets:

Blackford	Jennings	Pike	Vermillion
Brown	Martin	Ripley	Warren
Carroll	Newton	Spencer	Washington
Crawford	Owen	Starke	
Fountain	Parke	Tipton	
Franklin	Perry	Union	

Effective 1/1/87, Blackford County will have a county court. P.L. 186-1986, IC 33-5-9-1 et seq.

Effective 1/1/87, there will be a Washington Superior Court with a standard small claims and misdemeanor division. P.L. 186-1986, IC 33-5-45.8.

sought to be recovered is less than \$3,000 and landlord and tenant actions in which the rent does not exceed \$500 per month may be filed on the small claims docket.¹⁵ Class D felonies, all misdemeanors, infractions and ordinance violations are heard on the minor offenses docket.¹⁶ Cases on the small claims docket are heard under a more informal atmosphere and without a jury.¹⁷ In the remaining counties, the small claims docket and minor offenses docket have been established within either the Superior or County Court of the county. The caseload on these dockets is referred to as the "County Court Function" or "CCF" of the Circuit or Superior Court due to the establishment of most of these dockets under the 1975 County Court law.

The judges of the Circuit Courts (with the exception of the Vanderburgh Circuit Court where the judge is elected in a nonpartisan election)¹⁸ are elected every six (6) years by the voters of each circuit.¹⁹

SUPERIOR COURTS

Superior Courts are created by the General Assembly one at a time as local judicial needs change. Though their organization and jurisdiction may vary from county to county, for the most part, they are courts of general jurisdiction. They have the same appellate jurisdiction as Circuit Courts over appeals from City and Town Courts.²⁰

As of December 31, 1986, there were one hundred fourteen (114) Superior Courts with one of them being a joint court serving two counties. In some of the counties, statutory language sets up one unified Superior Court with two or more judges, while others, through internal rules, operate their courts as unified county systems. Twenty-six counties have their small claims and minor offenses divisions within the Superior Courts (Adams, Allen, Boone, Cass, Clay, DeKalb, Delaware, Dubois, Gibson, Hendricks, Jasper, Johnson, LaPorte, Miami, Monroe, Newton, Ohio,

15 IC 33-4-3-7.

16 IC 33-4-3-11.

17 IC 33-4-3-8.

18 IC 33-5-43.2-1.

19 Ind. Const., Art. 7, Sec. 8; IC 33-4-4-1.

20 IC 33-10.1-5-9.

Porter, St. Joseph Switzerland, Vanderburgh, Warrick, Wayne, Wells, White and Whitley Counties.)²¹ These divisions have the same small claims and minor offenses dockets as the Circuit Courts.

With the exception of four counties, the Superior Court Judges are elected for six-year terms at the general election by the voters.

In Lake and St. Joseph counties, the Superior Court Judges are nominated by a local nominating Commission and then appointed by the Governor for a six-year term. Thereafter, they run on a "Yes -- No" retention ballot. The judges of the Vanderburgh Superior Court are elected in non-partisan elections. In Allen County the Superior Court judges are elected at the general election on a separate ballot without party designation. Vacancies, however, are filled by the Governor from a list of three candidates nominated by the Allen County Judicial Nominating Commission.

PROBATE COURT (St. Joseph County)

The St. Joseph Probate Court is the only specialized Probate Court left in Indiana. The Court has one judge and has original jurisdiction in all matters pertaining to the probate of wills, appointment of guardians, assignees, executors, administrators and trustees, settlements

21 Adams	IC 33-5-4.5-11.	Monroe	IC 33-5-36.1-29.
Allen	IC 33-5-5.1-23(d).	Newton	IC 35-5-37.2-16.
Boone (Sup 2)	IC 33-5-9-19.	Ohio	IC 33-5-37.7-16.
Cass	IC 33-5-9.7-16.	Porter (Sup 2)	IC 33-5-38-32.
Clay	IC 33-5-10.5-17	St. Joseph	IC 33-5-40-4.5
DeKalb	IC 33-5-10.8-17.	Switzerland	IC 33-5-37.7-16.
Delaware (3&4)	IC 33-5-12.1-16.	Vanderburgh	IC 33-5-43-35.
Dubois	IC 33-5-12.5-16.	Warrick	IC 33-5-45.5-25.
Gibson	IC 33-5-18.3-11.	Wayne (Sup 3)	IC 33-5-48-15.
Hendricks (2)	IC 33-5-25-6.18.	Wells	IC 33-5-48.5-11.
Jasper	IC 33-5-25.5-16.	White	IC 33-5-48-11.
Johnson	IC 33-5-24-13.	Whitley	IC 33-5-50-11.
LaPorte	IC 33-5-31.1-11.		
Miami	IC 33-5-35.8-16.		

Effective 1/1/87, Bartholomew, Fayette Steuben and Washington counties will also have superior courts with standard small claims/misdemeanor dockets. IC 33-5-8-9, 33-5-17.1-11, 33-5-40.1-11, 33-4-45.8-11 respectively.

of incompetents' estates and adoptions.²² The court also has exclusive juvenile jurisdiction.²³

The judge is selected by the legal voters of the county at a general election for a six-year term.

MUNICIPAL COURT (Marion County)

The territorial jurisdiction of the Marion County Municipal Court extends to the City-County consolidation of Indianapolis-Marion. The court has fifteen judges, fourteen of whom are trial judges, and one a presiding judge. It has concurrent jurisdiction in all Class D felonies, misdemeanors, infractions, and local ordinance violations. The court has jurisdiction to issue warrants upon probable cause for misdemeanors and felonies committed in the county and to conduct probable cause hearings, to determine sufficiency of recognizance and surety in felony cases, and, upon probable cause determination, to bind such cases over to a court with felony jurisdiction. The Court's civil jurisdiction is concurrent with the Superior and Circuit Courts in all civil cases founded on contract or tort which do not exceed \$20,000, and, irrespective of the value of property, in possessory actions between landlord and tenant.²⁴ The court also has jurisdiction (in the mental health division only) to declare and administer temporary guardianships in conjunction with mental health proceedings involving voluntary and involuntary mental commitments. Appeals from the Municipal Court are taken to the Court of Appeals.²⁵ The Court also has appellate jurisdiction in cases appealed from the Marion County Small Claims Courts.²⁶

The Judges of the Marion County Municipal Court, including the Presiding Judge, are nominated by a local nominating commission and then appointed by the Governor for a four-year term.²⁷

22 IC 33-8-2-9.

23 IC 33-8-2-10.

24 IC 33-6-1-2, as amended by P.L. 301-1985, SEC. 1.

25 IC 33-6-1-8.

26 IC 33-11.6-4-14.

27 IC 33-6-1-12.

COUNTY COURTS

In 1975, the General Assembly created a new system of County Courts to replace the Justice of the Peace Courts. The County Courts began operating on January 1, 1976, when the majority of the Justice of the Peace Courts went out of existence. Since their establishment, there has been a steady move toward upgrading them to superior courts with small claims/misdemeanor divisions. As of December, 1986, there were forty-nine County Court Judges in fifty-one courts, with some counties sharing a court,²⁸ and others having more than one.²⁹

The County Court has original and concurrent jurisdiction in all civil cases founded in contract or tort where the damages do not exceed \$10,000, possessory actions between landlord and tenant, all actions for the possession of property where the value of the property sought to be recovered does not exceed \$10,000, Class D felonies, misdemeanor and infraction cases, and violations of local ordinances.³⁰ The County Court also has a small claims docket similar to that of the Circuit Court. Civil cases of up to \$3,000 and possessory actions between landlord and tenant, where the rent does not exceed \$500 per month may be filed on this small claims docket.³¹

The County Courts have been specifically precluded from exercising any jurisdiction over cases involving injunctive relief, partition of or liens on real estate, paternity, juvenile matters, probate, receivership or dissolution of marriage. The Court may conduct preliminary hearings in felony cases.³²

Appeals from the County Court, including its small claims docket, go to the Court of Appeals in the same manner as appeals from the Circuit and Superior Court.

The County Court judges are elected by the voters of the county or counties which the court serves for a six year term.³³

28 There are 2 joint county courts: Fulton-Pulaski; Greene-Sullivan.

29 The following each have two county courts: Elkhart, Madison, Tippecanoe and Vigo; Lake County has 3. IC 33-10.5-1-6 and 7. 30 IC 33-10.5-3-1, as amended by P.L. 301-1985, SEC. 3

31 IC 33-10.5-7-1.

32 IC 33-10.5-3-2.

33 IC 33-10.5-4-2.

CITY AND TOWN COURTS

With the reorganization of Indiana's lower court structure, city and town courts were scheduled to go out of existence on December 31, 1979.³⁴ Since that time there have been several legislative amendments extending their term. The present status is that a second or third class city or a town may, by ordinance, establish or abolish a city or town court during 1986 and every fourth year thereafter. However, a city or town court which was in existence on January 1, 1986, may continue in operation until it's abolished by ordinance.³⁵

A city or town which establishes or abolishes its court must give notice to the Office of State Court Administration.³⁶ There are fifty-two (52) city courts and twenty-five (25) town courts.

Jurisdiction of city courts varies depending upon the size of the city. All city courts have jurisdiction of city ordinance violations, all misdemeanors and infractions.³⁷ The city courts have civil jurisdiction of cases where the amount of controversy does not exceed \$500. They have no jurisdiction in actions for libel, slander, real estate foreclosure, where title to real estate is at issue, matters relating to decedent's estates, actions in equity and actions involving the appointment of guardians.³⁸ The civil jurisdiction of city courts in Lake County extends to cases where the amount in controversy does not exceed \$2,500.³⁹ Such city courts also have extended criminal jurisdiction so that they may hear cases involving violations of all state statutes but can only impose a fine of up to \$1,000 and a sentence of not more than one year.⁴⁰ A city court in a third class city which is not a county seat⁴¹ has civil jurisdiction of cases involving up to \$1,000. City and Town courts are not courts of record, and appeals are tried de novo in the circuit or superior court of the county.⁴² Appeals from the Lake

34 Acts 1975, P.L. 305, SEC. 55.

35 IC 33-10.1-1-3.

36 IC 33-10.1-1-3(e).

37 IC 33-10.1-2-2.

38 IC 33-10.1-2-3.1.

39 IC 33-10.1-2-4(a).

40 IC 33-10.1-2-4(b).

41 IC 33-10.1-2-5.

42 IC 33-10.1-5-9; 33-10.1-5-7(a).

County city courts require some assignment of error in that the filing of a motion to correct errors appears to be a prerequisite.⁴³

Town Courts have exclusive jurisdiction of all violations of town ordinances and jurisdiction of all misdemeanors and infractions.⁴⁴ Appeals from judgments of a town court are also taken to the circuit or superior court of the county.⁴⁵

City and town court judges are elected for four-year terms by the voters of the city or town.

SMALL CLAIMS COURTS (Marion County)

The Marion County Small Claims Court has eight divisions based on township lines and has territorial jurisdiction throughout the county. The court's trial jurisdiction is concurrent with the Circuit, Superior and Municipal Courts in all civil cases founded on contract or tort in which the claim does not exceed \$3,000,⁴⁶ in actions for possession of property where the value of the property sought to be recovered does not exceed \$3,000,⁴⁷ in possessory actions between landlord and tenant in which the past due rent at the time of filing does not exceed \$3,000. The Small Claims Court has no jurisdiction in actions seeking injunctive relief or involving partition of real estate, or to declare or enforce any lien thereon (with certain exceptions), or in cases in which the appointment of a receiver is asked, or in suits for dissolution or annulment of marriage. The Court also has jurisdiction to hear petitions for temporary protective orders.⁴⁸ The Small Claims Court is not a court of record,⁴⁹ and the appeals are tried de novo in the Marion Municipal Court in accordance with rules established by the Municipal Court.⁵⁰

The small claims court judges are elected by the voters within the township in which the division of the court is located. The judge serves a four-year term.

43 IC 33-10.1-5-10.

44 IC 33-10.1-2-7.

45 IC 33-10.1-5-9(b).

46 IC 33-11.6-4-2.

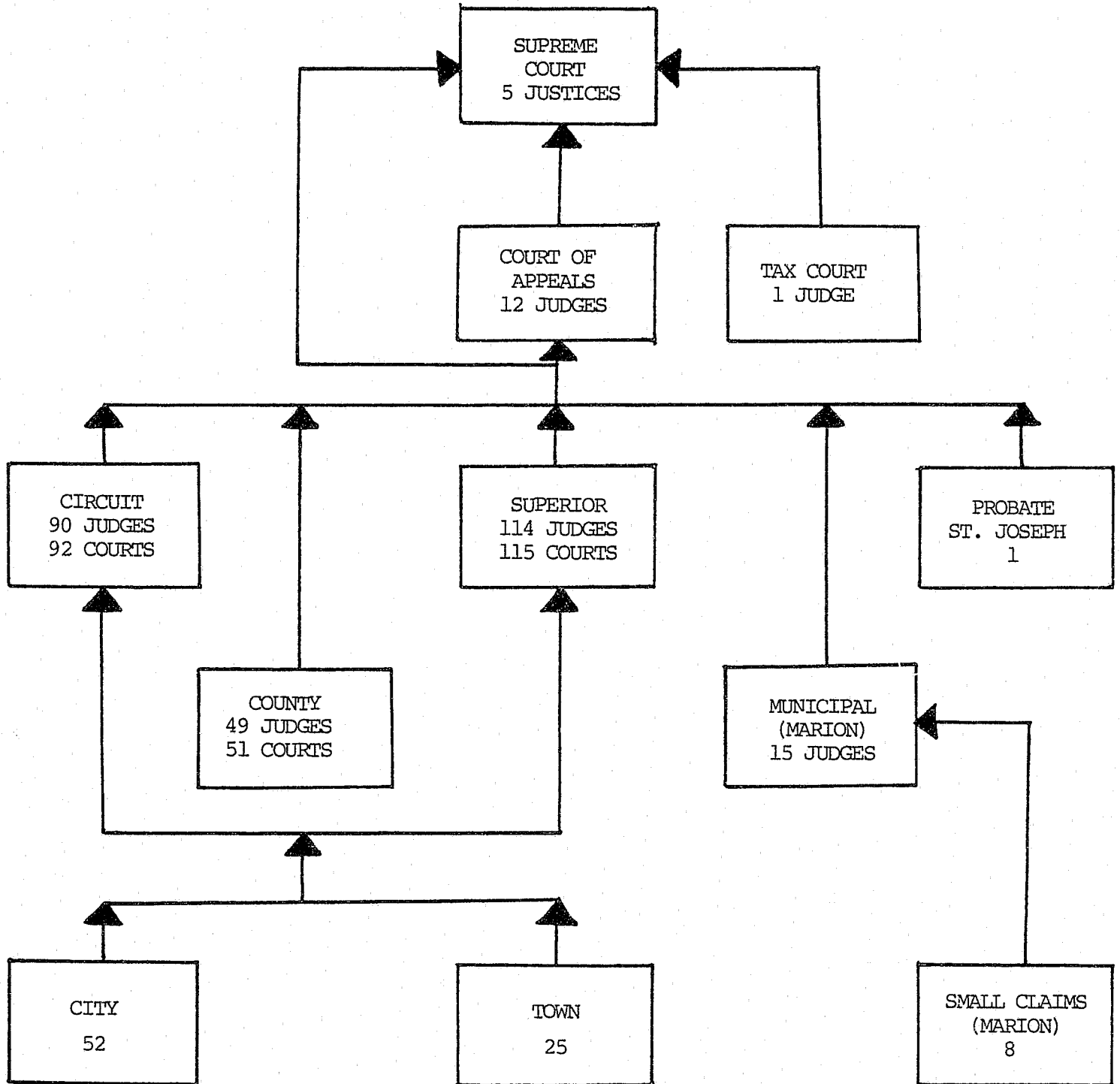
47 IC 33-11.6-4-3.

48 IC 33-11.6-4-4.

49 IC 33-11.6-1-4.

50 IC 33-11.6-4-14.

1986 INDIANA JUDICIAL SYSTEM



CASELOAD OF INDIANA'S SUPREME COURT,

COURT OF APPEALS AND TAX COURT

In order to present a more complete composite of the workload of the entire Indiana judicial system, the 1986 caseload reports of the Indiana Court of Appeals, Supreme Court and the Tax Court are included herein. The information presented in these reports was obtained from the respective Court Administrators.

SUPREME COURT OF INDIANA

PROGRESS REPORT

Cases Disposed of by each Justice
 From January 1, 1986
 Thru December 31, 1986

	¹ Total Cases Dist.	² Total Cases Re- Dist.	³ Total Cases Disp.	Opin. Direct appeal	⁴ Re- Hearing	Opin. Orig. Action
GIVAN, C.J. ⁵	64	+30	104	71	1	4
DeBRULER, J.	85	-59	56	32	0	0
PIVARNIK, J.	87	+25	152	118	2	4
SHEPARD, J.	81	+40	153	119	5	0
DICKSON, J.	84	-32	70	51	1	0
PRENTICE, J. (1/01-1/06)	0	-04	6	4	0	0
UNASSIGNED CASES FILE	51					
TOTALS	452		541	395	9	8

¹Includes both Direct Appeals as well as cases in which a petition to transfer has been filed in a Criminal Case and an Opinion has previously been issued by the Court of Appeals. In arriving at total cases distributed, cases assigned for dissenting opinion in a Round are not counted since such a case cannot flow through to become a disposition.

²This column reflects redistributions between the Justices to equalize the caseload and cases reassigned where the Justice initially given the case cannot obtain a majority for his proposed opinion.

³This figure is the sum of opinions on Direct Appeals; Original Actions, opinions on Civil Petitions to Transfer, opinions on Criminal Petitions to Transfer, and denials of Criminal Petitions to Transfer without opinion. Opinions on rehearing are not counted since a disposition is credited for the original majority opinion.

SUPREME COURT OF INDIANA

PROGRESS REPORT (continued)

Cases Disposed of by each Justice
From January 1, 1986
Thru December 31, 1986

Opin. Pet. Trans. (CIVIL)	Opin. Pet. Trans. (CRIM.)	Pet. Trans. (CRIM.) w/o Opin.	Total Maj. Opin.	Con- curr. Opin.	Dis- sent. Opin.	Con./ Dis. Opin.
5	1	23	81	1	3	2
2	0	22	34	5	39	2
2	6	22	130	0	2	5
6	10	18	135	3	5	1
5	4	10	60	1	2	1
1	0	1	5	1	1	0
21	21	96	445	11	52	11

⁴ 9 Opinions on Rehearings issued this year; 38 Petitions for Rehearings were DENIED w/o opinion.

⁵ Pursuant to Internal Rules of Court, dated February 10, 1984, in the distribution of Direct Appeals, the Chief Justice was skipped every Third Round in such distribution. As of September 30, 1986, unless a case is entitled to immediate distribution, it shall be placed in the unassigned cases file. When a Justice requests more cases to review, the Administrator shall assign the oldest cases from the file.

SUPREME COURT OF INDIANA

PENDING CASES AS OF DECEMBER 31, 1986

	Pending Cases as of December 31, 1986 (does not include <u>Pet. for Rehearing)</u>	<u>Pending Petitions for Rehearing</u>
GIVAN, C.J.	17	6
DeBRULER, J.	89	1
PIVARNIK, J.	14	1
SHEPARD, J.	48	9
DICKSON, J.	90	0
*UNASSIGNED CASES FILE	51	0
	----	----
TOTAL	309	17

*The Administrator assigns the oldest cases first when a request is made by a Justice.

SUPREME COURT OF INDIANA

COURT ACTION ON PETITIONS TO TRANSFER IN CIVIL CASES

Total number of Petitions DENIED	209
Total number of Petitions DISMISSED	7
Total number of Petitions GRANTED (w/o Opinion)	4
Total number of Petitions ASSIGNED FOR Majority Opinions	27
Total number of Petitions ASSIGNED for Dissenting Opinions	7
Total number of Petitions to Transfer (CIVIL) Completed	254

COURT ACTION TAKEN ON PETITIONS
SEEKING WRITS OF MANDATE AND/OR PROHIBITION

Petitions for Writs SUBMITTED	46
Petitions for Writs DENIED	26
Petitions for Writs GRANTED	15
Petitions for Writs CANCELLED	5
Petitions for Writs of Mandate - ASSIGNED FOR OPINIONS	9

SUPREME COURT OF INDIANA

APPLICANT'S BAR EXAMINATION
REVIEW PETITIONS HANDLED IN 1986

Total number of Petitions HANDLED	14
Total number of Petitions AFFIRMED	13
Total number of Petitions REVERSED	1

PETITIONS FOR EXTENSION OF TIME

Petitions for Extension of Time PROCESSED	899
---	-----

MISCELLANEOUS ORDERS

*Total Miscellaneous Orders	768
Special Judge Appointments	575

*Includes belated appeals, certiorari, hearing officer appointments -
Disciplinary cases, amendments to briefs, appeal consolidations, and
others.

SUPREME COURT OF INDIANA

DISCIPLINARY MATTERS

1986

VERIFIED COMPLAINTS

Matters Pending on 1/1/86	67
New Matters	54
Disposed	45
Administratively Closed	2

Type of Disposition

Per Curiam Opinions	13
Disposed by Joint Per Curiam Opinion	2
Order Imposing Private Reprimand	16
Order Accepting Resignation	8
Order Dismissing	3
Judgment for Respondent	3
Matters Pending 12/31/86	74

UNAUTHORIZED PRACTICE OF LAW

Per Curiam Opinions	2
-------------------------------	---

REINSTATEMENT ACTIONS

Orders	6
------------------	---

TEMPORARY SUSPENSIONS

Orders	5
------------------	---

SUPREME COURT OF INDIANA

CASE LOAD REPORT

Cases Originating from each County, State Board or Commission
 From January 1, 1986
 Thru December 31, 1986

	[Board of Law [Examiners	Certified Question	Civil	Criminal	Disciplinary Action	Expediated	Judge Disc.
Adams	[0	0	0	0	0	0	0
Allen	[0	0	0	5	4	0	0
Bartholomew	[0	0	0	1	0	0	0
Benton	[0	0	0	0	0	0	0
Blackford	[0	0	0	0	0	0	0
Boone	[0	0	3	0	0	0	0
Brown	[0	0	0	0	1	0	0
Carroll	[0	0	0	0	0	0	0
Cass	[0	0	0	0	0	0	0
Clark	[0	0	0	3	4	0	0
Clay	[0	0	0	0	0	0	0
Clinton	[0	0	0	1	2	0	0
Crawford	[0	0	1	0	0	0	0
Daviess	[0	0	0	0	0	0	0
Dearborn	[0	0	0	0	1	0	0
Decatur	[0	0	0	0	0	0	0
DeKalb	[0	0	0	1	1	0	0
Delaware	[0	0	0	5	1	0	0
Dubois	[0	0	0	0	0	0	0
Elkhart	[0	0	1	3	0	0	0
Fayette	[0	0	0	1	0	0	0
Floyd	[0	0	1	4	0	0	0
Fountain	[0	0	1	0	1	0	0
Franklin	[0	0	0	1	0	0	0
Fulton	[0	0	0	3	0	0	0
Gibson	[0	0	0	1	0	0	0
Grant	[0	0	0	1	0	0	0
Greene	[0	0	0	1	1	0	0

SUPREME COURT OF INDIANA

CASE LOAD REPORT

Cases Originating from each County, State Board or Commission
 From January 1, 1986
 Thru December 31, 1986

Mandate of Funds	Misc.	Original Action	Post-Conviction Relief	Special Judge	Waiver of Parental Consent	[Total [
0	0	0	0	1	0	[1
0	0	4	0	5	0	[18
0	0	0	0	3	0	[4
0	0	0	0	0	0	[0
0	0	0	0	0	0	[0
0	0	1	0	85	0	[89
0	0	0	0	1	0	[2
0	0	0	0	1	0	[1
0	0	0	0	20	0	[20
0	0	1	0	4	0	[12
0	0	0	0	1	0	[1
0	0	2	0	0	0	[5
1	0	0	0	65	0	[67
0	0	0	0	3	0	[3
0	0	0	0	8	0	[9
0	0	0	0	25	0	[25
0	0	0	0	3	0	[5
0	0	0	1	16	0	[23
0	0	2	0	3	0	[5
0	0	0	0	6	0	[10
0	0	0	1	0	0	[2
0	0	1	0	3	0	[9
0	0	0	1	1	0	[4
0	0	0	0	1	0	[2
0	0	1	0	1	0	[5
0	0	0	1	0	0	[2
0	0	0	0	1	0	[2
0	0	0	0	7	0	[9

SUPREME COURT OF INDIANA

CASE LOAD REPORT

Cases Originating from each County, State Board or Commission
 From January 1, 1986
 Thru December 31, 1986

	[Board of Law [Examiners	Certified Question	Civil	Criminal	Disciplinary Action	Expediated	Judge Disc.
Hamilton	[0	0	2	3	1	0	0
Hancock	[0	0	0	0	0	0	0
Harrison	[0	0	0	1	0	0	0
Hendricks	[0	0	1	1	0	0	0
Henry	[0	0	1	0	0	0	0
Howard	[0	0	1	6	0	0	0
Huntington	[0	0	0	0	0	0	0
Jackson	[0	0	0	0	0	0	0
Jasper	[0	0	0	0	0	0	0
Jay	[0	0	0	0	0	0	0
Jefferson	[0	0	0	0	0	0	0
Jennings	[0	0	0	0	0	0	0
Johnson	[0	0	0	3	2	0	0
Knox	[0	0	0	3	0	0	0
Kosciusko	[0	0	0	3	0	0	0
LaGrange	[0	0	0	0	0	0	0
Lake	[0	0	2	56	8	0	0
LaPorte	[0	0	0	2	0	0	0
Lawrence	[0	0	0	3	0	0	0
Madison	[0	0	0	15	0	0	0
Marion	[1	0	1	72	13	0	1
Marshall	[0	0	0	2	0	0	0
Martin	[0	0	0	0	1	0	0
Miami	[0	0	0	1	0	0	0
Monroe	[0	0	1	4	0	0	0
Montgomery	[0	0	0	0	0	0	0
Morgan	[0	0	0	2	0	0	0
Newton	[0	0	0	0	2	0	1

SUPREME COURT OF INDIANA

CASE LOAD REPORT

Cases Originating from each County, State Board or Commission
 From January 1, 1986
 Thru December 31, 1986

Mandate of Funds	Misc.	Original Action	Post-Conviction Relief	Special Judge	Waiver of Parental Consent	Total
0	0	2	0	5	0	13
0	0	1	1	2	0	4
0	0	0	0	4	0	5
0	0	1	0	3	0	6
0	0	1	0	8	0	10
0	0	1	0	48	0	56
0	0	0	0	1	0	1
0	0	0	0	3	0	3
0	0	1	0	3	0	4
0	0	0	0	4	0	4
0	0	0	0	0	0	0
0	0	0	0	1	0	1
0	0	0	0	2	0	7
0	0	0	0	3	0	6
0	0	0	0	1	0	4
0	0	0	0	3	0	3
0	0	3	3	19	0	91
0	0	0	0	1	0	3
0	0	0	0	13	0	16
0	0	2	0	8	0	25
0	0	4	11	9	1	113
0	0	0	0	1	0	3
0	0	0	0	3	0	4
0	0	0	0	1	0	2
0	0	0	0	1	0	6
0	0	0	0	0	0	0
0	0	0	0	8	0	10
0	0	0	0	4	0	7

SUPREME COURT OF INDIANA

CASE LOAD REPORT

Cases Originating from each County, State Board or Commission
 From January 1, 1986
 Thru December 31, 1986

	[Board of Law [Examiners	Certified Question	Civil	Criminal	Disciplinary Action	Expediated	Judge Disc.
Noble	[0	0	0	1	0	0	0
Ohio	[0	0	0	0	0	0	0
Orange	[0	0	0	0	0	0	0
Owen	[0	0	1	0	0	0	0
Parke	[0	0	0	1	1	0	0
Perry	[0	0	0	1	0	0	0
Pike	[0	0	0	2	1	0	0
Porter	[0	0	2	5	1	0	0
Posey	[0	0	0	0	0	0	0
Pulaski	[0	0	0	0	0	0	0
Putnam	[0	0	0	2	0	0	0
Randolph	[0	0	0	2	0	0	0
Ripley	[0	0	0	0	0	0	0
Rush	[0	0	0	1	0	0	0
St. Joseph	[0	0	2	11	2	0	0
Scott	[0	0	0	0	0	0	0
Shelby	[0	0	0	2	1	0	0
Spencer	[0	0	1	0	0	0	0
Starke	[0	0	0	1	0	0	0
Steuben	[0	0	0	0	0	0	0
Sullivan	[0	0	0	0	0	0	0
Switzerland	[0	0	0	0	0	0	0
Tippecanoe	[0	0	0	6	0	0	0
Tipton	[0	0	0	0	0	0	0
Union	[0	0	0	0	0	0	0
Vanderburgh	[0	0	0	15	3	0	0
Vermillion	[0	0	0	0	0	0	0
Vigo	[0	0	1	5	1	0	0

SUPREME COURT OF INDIANA

CASE LOAD REPORT

Cases Originating from each County, State Board or Commission
 From January 1, 1986
 Thru December 31, 1986

Mandate of Funds	Misc.	Original Action	Post-Conviction Relief	Special Judge	Waiver of Parental Consent	Total
0	0	0	0	2	0	3
0	0	0	0	1	0	1
0	0	0	0	0	0	0
0	0	0	0	11	0	12
0	0	0	0	9	0	11
0	0	0	0	1	0	2
0	0	0	0	4	0	7
0	0	1	0	0	0	9
0	0	0	0	54	0	54
0	0	0	0	2	0	2
0	0	2	0	0	0	4
0	0	0	0	3	0	5
1	0	1	0	55	0	57
0	0	0	0	1	0	2
0	1	0	1	3	0	20
0	0	0	0	3	0	3
0	0	0	0	3	0	6
0	0	0	0	0	0	1
0	0	0	0	2	0	3
0	0	0	0	0	0	0
0	0	0	0	1	0	1
0	0	0	0	0	0	0
0	0	0	4	11	0	21
0	0	0	0	2	0	2
0	0	0	0	0	0	0
0	1	1	1	7	0	28
0	0	0	0	3	0	3
0	0	1	0	2	0	10

SUPREME COURT OF INDIANA

CASE LOAD REPORT

Cases Originating from each County, State Board or Commission
 From January 1, 1986
 Thru December 31, 1986

	[Board of Law [Examiners	Certified Question	Civil	Criminal	Disciplinary Action	Expediated	Judge Disc.
Wabash	[0	0	0	2	0	0	0
Warren	[0	0	1	2	0	0	0
Warrick	[0	0	1	3	0	0	0
Washington	[0	0	0	0	0	0	0
Wayne	[0	0	0	5	0	0	0
Wells	[0	0	0	1	0	0	0
White	[0	0	0	0	0	0	0
Whitley	[0	0	0	1	0	0	0
Review Board	[0	0	0	0	0	1	0
Public Service Commission	[0	0	0	0	0	1	0
Out of State	[11	1	0	0	2	0	0
Miscellaneous Court Matters	[0	0	0	0	0	0	0
TOTALS	[12	1	25	277	55	2	2

SUPREME COURT OF INDIANA

CASE LOAD REPORT

Cases Originating from each County, State Board or Commission
 From January 1, 1986
 Thru December 31, 1986

Mandate of Funds	Misc.	Original Action	Post-Conviction Relief	Special Judge	Waiver of Parental Consent	[Total
0	0	1	1	3	0	[7
0	0	0	1	0	0	[4
0	0	0	0	4	0	[8
0	0	0	0	1	0	[1
0	0	0	1	2	0	[8
0	0	0	0	0	0	[1
0	0	0	0	2	0	[2
0	0	0	0	2	0	[3
0	0	0	0	0	0	[1
0	0	0	0	0	0	[1
0	0	0	0	0	0	[14
0	9	0	0	0	0	[9
2	11	35	28	617	1	[1,068

INDIANA COURT OF APPEALS
 PROGRESS REPORT
JANUARY 1, 1986 THROUGH DECEMBER 31, 1986

	JAN. THRU <u>JUNE</u>	JULY THRU <u>DEC.</u>	TOTAL FOR <u>YEAR</u>
PENDING ON THE COURT.	310		
FULLY BRIEFED CASES:			
Civil Cases Distributed	263	277	540
Expedited Cases Distributed	22	21	43
Criminal Cases Distributed	<u>224</u>	<u>266</u>	<u>490</u>
TOTAL	509	564	1073
CASES DISPOSED OF:			
Cases Handed Down by Majority Opinion	474	625	1099
Cases Disposed of by Order	<u>8</u>	<u>9</u>	<u>17</u>
TOTAL	482	634	1116
NET CHANGE	+27	-70	-43
PENDING ON THE COURT 12-31-86			267
OPINIONS:			
Majority	474	625	1099
Other	<u>82</u>	<u>84</u>	<u>166</u>
TOTAL	556	709	1265
MOTIONS, PETITIONS FOR TIME, MISC. ORDERS HANDLED DOWN			
	2454	2601	5055
AVERAGE AGE OF PENDING CASES AS OF:			
6-30-86		4.3 months	
12-31-86		3.7 months	

INDIANA COURT OF APPEALS

WORKLOAD AND PROGRESSJANUARY 1, 1986 THROUGH DECEMBER 31, 1986

	Cases Pending <u>1-1-86</u>	Total Cases Input w/Trans.	D I S P O S I T I O N S				Net Inc./Dec. Cases Pending	Cases Pending <u>12-31-86</u>
			Majority Opinions	Trans. Out	Orders	Total		
ROBERTSON, P.J.	14	93 (*5)	86	3	3	92	+ 1	15
NEAL, J.	14	83 (*4)	80	3	3	86	- 3	11
RATLIFF, J.	<u>23</u>	<u>118 (*8)</u>	<u>118</u>	<u>6</u>	<u>1</u>	<u>125</u>	<u>- 7</u>	<u>16</u>
FIRST DISTRICT TOTAL	51	294(*17)	284	12	7	303	- 9	42
BUCHANAN, C.J.	30	90	73	3	0	76	+14	44
SHIELDS, J.	65	55 (*2)	75	13	2	90	-35	30
SULLIVAN, J.	<u>22</u>	<u>73 (*7)</u>	<u>53</u>	<u>5</u>	<u>1</u>	<u>59</u>	<u>+14</u>	<u>36</u>
SECOND DISTRICT TOTAL	117	218 (*9)	201	21	3	225	- 7	110
STATON, P.J.	25	101 (*1)	96	3	1	100	+ 1	26
GARRARD, J.	27	102 (*2)	103	0	1	104	- 2	25
HOFFMAN, J.	<u>23</u>	<u>122 (*6)</u>	<u>120</u>	<u>1</u>	<u>3</u>	<u>124</u>	<u>- 2</u>	<u>21</u>
THIRD DISTRICT TOTAL	75	325 (*9)	319	4	5	328	- 3	72
CONOVER, P.J.	24	104(*14)	109	10	1	120	-16	8
MILLER, J.	26	89 (*5)	84	13	0	97	- 8	18
YOUNG, J.	<u>17</u>	<u>105(*10)</u>	<u>102</u>	<u>2</u>	<u>1</u>	<u>105</u>	<u>0</u>	<u>17</u>
FOURTH DISTRICT TOTAL	67	298(*29)	295	25	2	322	-24	43
COURT TOTAL	310	1135(*62)	1099	62	17	1178	-43	267

*Transferred In

INDIANA COURT OF APPEALS

OPINIONS WRITTENJANUARY 1, 1986 THROUGH DECEMBER 31, 1986

	<u>Majority</u>	<u>Concurring</u>	<u>Dissenting</u>	<u>Rehearing</u>	<u>Other</u>	<u>TOTAL</u>
ROBERTSON, P.J.	86	0	1	0	1	88
NEAL, J.	80	3	1	1	2	87
RATLIFF, J.	<u>118</u>	<u>14</u>	<u>7</u>	<u>3</u>	<u>3</u>	<u>145</u>
FIRST DISTRICT TOTAL	284	17	9	4	6	320
BUCHANAN, C.J.	73	2	6	3	2	86
SHIELD, J.	75	3	0	0	0	78
SULLIVAN, J.	<u>53</u>	<u>8</u>	<u>12</u>	<u>4</u>	<u>1</u>	<u>78</u>
SECOND DISTRICT TOTAL	201	13	18	7	3	242
STATON, P.J.	96	1	10	3	1	111
GARRARD, J.	103	9	12	1	1	126
HOFFMAN, J.	<u>120</u>	<u>5</u>	<u>4</u>	<u>2</u>	<u>0</u>	<u>131</u>
THIRD DISTRICT TOTAL	319	15	26	6	2	368
CONOVER, P.J.	109	3	7	10	4	133
MILLER, J.	84	2	1	4	0	91
YOUNG, J.	<u>102</u>	<u>1</u>	<u>4</u>	<u>3</u>	<u>1</u>	<u>111</u>
FOURTH DISTRICT TOTAL	295	6	12	17	5	335
COURT TOTAL	1099	51	65	34	16	1265

INDIANA COURT OF APPEALS

AGE OF CASES PENDINGDECEMBER 31, 1986

	Less than 3 months	Between 4 and 6 months	Between 7 and 9 months	Between 10 and 12 months	More than 12 months
ROBERTSON, P.J.	10	4	0	0	1 (*1)
NEAL, J.	8	2 (*1)	1	0	0
RATLIFF, J.	<u>14</u>	<u>1</u>	<u>0</u>	<u>0</u>	<u>1</u>
FIRST DISTRICT TOTAL	32	7 (*1)	1	0	2 (*1)
BUCHANAN, C.J.	21	16	4	1 (*1)	2
SHIELDS, J.	8	0	6	5	11 (*1)
SULLIVAN, J.	<u>15</u>	<u>17</u>	<u>4</u>	<u>0</u>	<u>0</u>
SECOND DISTRICT TOTAL	44	33	14	6 (*1)	13 (*1)
STATON, P.J.	20	5	0	0	1
GARRARD, J.	20	1	2	2	0
HOFFMAN, J.	<u>21</u>	<u>0</u>	<u>0</u>	<u>0</u>	<u>0</u>
THIRD DISTRICT TOTAL	61	6	2	2	1
CONOVER, P.J.	7	1	0	0	0
MILLER, J.	5	1	7	2	3
YOUNG, J.	<u>13</u>	<u>3</u>	<u>0</u>	<u>0</u>	<u>1 (*1)</u>
FOURTH DISTRICT TOTAL	25	5	7	2	4 (*1)
COURT TOTAL	162	51 (*1)	24	10 (*1)	20 (*3)

* Cases Retaining Jurisdiction

INDIANA COURT OF APPEALS

ORAL ARGUMENTSJANUARY 1, 1986 THROUGH DECEMBER 31, 1986

	<u>JAN.</u> <u>THRU</u> <u>JUNE</u>	<u>JULY</u> <u>THRU</u> <u>DEC.</u>	<u>TOTAL</u> <u>FOR</u> <u>YEAR</u>
FIRST DISTRICT:			
ROBERTSON, P.J.	0	1	1
NEAL, J.	0	2	2
RATLIFF, J.	1	1	2
HEARINGS ON STAY	<u>2</u>	<u>3</u>	<u>5</u>
	3	7	10
SECOND DISTRICT:			
BUCHANAN, C.J.	2	1	3
SHIELDS, J.	0	1	1
SULLIVAN, J.	1	3	4
HEARINGS ON STAY	<u>7</u>	<u>2</u>	<u>9</u>
	10	7	17
THIRD DISTRICT:			
STATON, P.J.	0	0	0
GARRARD, J.	2	1	3
HOFFMAN, J.	2	1	3
HEARINGS ON STAY	<u>1</u>	<u>2</u>	<u>3</u>
	5	4	9
FOURTH DISTRICT:			
CONOVER, P.J.	0	1	1
MILLER, J.	2	1	3
YOUNG, J.	1	4	5
HEARINGS ON STAY	<u>0</u>	<u>2</u>	<u>2</u>
	3	8	11
COURT TOTAL	21	26	47

INDIANA COURT OF APPEALS

MOTIONS TO DISMISS OR AFFIRMJANUARY 1, 1986 THROUGH DECEMBER 31, 1986

	<u>JAN.</u> <u>THRU</u> <u>JUNE</u>	<u>JULY</u> <u>THRU</u> <u>DEC.</u>	<u>TOTAL</u> <u>FOR</u> <u>YEAR</u>
MOTIONS TO DISMISS OR AFFIRM			
Pending 1-1-86	31		
Filed 1-1-86 through 6-30-86	78		
Filed 7-1-86 through 12-31-86	---	<u>73</u>	
TOTAL	109	73	182
DISPOSED OF BY PER CURIAM OR OTHER OPINIONS AND BY ORDERS AND TRANSFER TO JUDGES' OFFICES . .			
	<u>77</u>	<u>78</u>	<u>155</u>
PENDING AS OF 12-31-86			27
TRANSFERRED TO A JUDGE'S OFFICE	3	2	5
BY PER CURIAM OPINIONS:			
Motion to Dismiss or Affirm Sustained	0	0	0
Motion to Dismiss or Affirm Overruled	0	0	0
Dismissed on Appellant's Motion	0	0	0
BY ORDERS:			
Motion to Dismiss or Affirm Sustained	25	38	78
Motion to Dismiss or Affirm Overruled	40	28	53
Dismissed on Appellant's Motion	4	3	7
Declining to Entertain Appeal	5	2	7
Miscellaneous	---	<u>5</u>	<u>5</u>
TOTAL DISPOSED OF	77	78	155

INDIANA COURT OF APPEALS

STATISTICS REGARDING DISPOSITION OF
CHIEF JUDGE MATTERSJANUARY 1, 1986 THROUGH DECEMBER 31, 1986

	JAN. THRU JUNE	JULY THRU DEC.	TOTAL FOR YEAR
Petitions for Time to File Record Granted	400	358	758
Petitions for Time to File Record Denied	4	6	10
Petitions for Time to File Appellant's Brief Granted	411	449	860
Petitions for Time to File Appellant's Brief Denied	2	1	3
Petitions for Time to File Appellee's Brief Granted	168	224	392
Petitions for Time to File Appellee's Brief Denied	0	2	2
Petitions for Time to File Appellant's Reply Brief Granted	58	55	113
Petitions for Time to File Appellant's Reply Brief Denied	0	0	0
Petitions for Rehearing Granted	0	0	0
Petitions for Rehearing Denied	215	230	445
Petitions for Rehearing Granted with Opinion	3	4	7
Petitions for Rehearing Denied with Opinion	13	11	24
Orders Granting Withdrawal of Record	38	48	86
Orders Denying Withdrawal of Record	0	1	1
Orders Granting Consolidation of Appeals	10	2	12
Orders Denying Consolidation of Appeals	0	0	0
Orders Granting Writ of Certiorari	28	44	72
Orders Denying Writ of Certiorari	0	2	2
Orders Granting Appellants' Motions to Dismiss	74	85	159
Orders Denying Appellants' Motions to Dismiss	0	0	0
Orders Overruling Appellees' Motions to Dismiss or Affirm	40	38	78
Orders Sustaining Appellees' Motions to Dismiss or Affirm	25	28	53
Orders Declining to Entertain Appeal	8	26	34
Orders Setting Oral Arguments	26	30	56
Orders Denying Petition for Oral Argument	77	69	146
Orders Granting Petitions to Amend Brief	12	16	28
Orders Denying Petitions to Amend Brief	2	1	3
Orders Granting Petitions to File Belated Appeal	33	45	78
Orders Denying Petitions to File Belated Appeal	3	1	4
Orders Granting Pre-Appeal Conference	46	38	84
Orders Denying Pre-Appeal Conference	359	306	665
Orders with Instructions from Pre-Appeal Conference	14	38	52
Miscellaneous Orders	<u>385</u>	<u>443</u>	<u>828</u>
TOTAL	2454	2601	5055

INDIANA TAX COURT1986 REPORT

I. STATE BOARD OF TAX COMMISSIONERS

Cases filed 48

Personal Property 22

Real Property 26

Assessment Issue 40

Exemption Issue 8

Injunction Requests 2

Granted 0

Denied 0

Pending 2

Dispositions:

Dismissed/Settled 3

Dismissed/Non-suit 1

Decided on Merits 0

County Elections:

Marion 26

Allen 0

St. Joseph 9

Lake 11

Vigo 0

Vanderburgh 2

Jefferson 0

Small Claims 7

INDIANA TAX COURT1986 REPORT

II. DEPARTMENT OF REVENUE

Cases filed	15
Income Tax	3
Intangible	0
Sales & Use	7
Estate & Inheritance	2
Gasoline	0
Special Fuels	3
Injunction Requests	6
Granted	2
Denied	1
Pending	3
Dispositions:	
Dismissed/Settled	0
Dismissed/Non-suit	1
Decided on Merits	0
County Elections:	
Marion	12
Allen	1
St. Joseph	1
Lake	0
Vigo	0
Vanderburgh	1
Jefferson	0
Small Claims	0

INDIANA TAX COURT1986 RECAPITULATION

STATE BOARD OF TAX COMMISSIONERS	48
DEPARTMENT OF REVENUE	<u>15</u>
Total Cases Filed in 1986	63

Injunction Requests	8
Granted	2
Denied	1
Pending	5
Dismissed/Settled	3
Dismissed/Non-suit	2
Dispositions	(5)

County Elections:

Marion	38
Allen	1
St. Joseph	10
Lake	11
Vigo	0
Vanderburgh	3
Jefferson	0
Small Claims	7

TOTAL CASES PENDING DECEMBER 31, 1986	58
---	----

CASELOAD OF TRIAL COURTS

The trial court caseload data reflected herein was reported by the trial courts on a standard form (Quarterly Case Status Report) filed on a quarterly basis. These reports contain information on the cases filed (including those that come on a change of venue), disposed and pending at the beginning and end of the reporting period. This information is categorized by type of case, such as criminal, civil, dissolution, etc. The reports also show the method of disposition for the type of cases. Other matters, such as number of days with Judge Pro Tempore, number of trials disposed by Special Judges, number of cases heard or disposed by Masters, the use of Court Commissioner or Referee, and the number of days the Judge served in another county are also reported, but are not reflected in this report. The information submitted on a quarterly basis has been combined and is presented here as yearly totals.

The caseload information is presented on a county-by-county basis with separate sub-totals for the courts of record and the other minor courts within the county. The case type designations have been abbreviated due to space constraints.

As used in this Report, the following definitions apply:

CFL - Criminal Felony: The felony caseload includes all cases which are initiated as felony charges.

CMS - Criminal Misdemeanor: The misdemeanor caseload includes all matters initiated as misdemeanor charges except those constituting violations of the traffic laws. In the event of multiple charges, some constituting felonies and some constituting misdemeanors or infractions, the case is counted under the most serious classification.

RCR - Re-Docketed Criminal: This category includes those criminal matters (felonies and misdemeanors) which are reopened after an initial judgment is entered. An example of this type of case would be a proceeding under Post Conviction Remedy Rule 1.

TMS - Traffic Misdemeanor: These are misdemeanors which involve violations of the traffic laws.

LOV - Local Ordinance Violations: This category reflects cases where the highest charge is a violation of a local ordinance.

INF - Infractions: This category reflects cases where the highest violation charged is an infraction. The majority of cases falling within this category involve traffic violations.

JUV - Juvenile: This category reflects all juvenile matters where formal proceedings are initiated and such proceedings concern a minor.

PLE - Plenary Civil: This caseload includes all civil cases other than dissolution, probate, adoption, or guardianship cases and small claims.

SCL - Small Claims: This category reflects the civil small claims filed on the small claims docket of the circuit, superior or county courts.

RCL - Re-Docketed Civil: This category includes civil cases which are brought before the court following the entry of the initial judgment.

DIS - Dissolution: This category covers cases where a party seeks to dissolve a marriage.

RDS - Re-Docketed Dissolution: This includes dissolution matters which are brought before the court after the initial entry of judgment. Petitions to modify and contempt citations are included in this category.

P/A - Probate-Adoption: These proceedings involve the probating of estates or adoption of children. This does not include claims against the estate which are litigated; such matters are shown as "civil" cases.

GUA - Guardianship: This involves matters where a guardianship is established.

OTH - Other: This category includes matters in which a judicial determination is made, but the proceeding does not constitute a case. Probable cause determinations fall under this category.

The caseload charts are arranged in the following sequence:

- 1) Cases Pending on January 1, 1986;
- 2) New Filings during calendar year 1986;
- 3) Cases disposed;
- 4) Method of disposition;
- 5) Cases Pending on December 31, 1986;

Please note that the grand totals do not include venued cases in that these totals are for the entire system and not for an individual court's activities.

CASELOAD COMPARISON TABLE -- CASES FILED

Type of Case	Year				
	1977	1978	1979	1980	1981
Criminal	120,025	106,231	124,318	140,344	137,976
Felony					
Misdemeanor					
Re-Docketed					
Criminal	2,618	3,687	3,621	5,105	6,984
Traffic Misdemeanors	311,463	350,124	375,934	411,983	354,232
Local Ordinance					
Violations					
Infractions					
Juvenile	22,059	24,458	25,068	27,732	26,315
Civil (Plenary)	53,858	59,464	69,829	79,392	80,127
(Small Claims)	76,131	95,693	103,046	111,448	121,114
Re-Docketed Civil	47,090	53,110	62,426	76,255	77,364
Dissolution	46,382	48,517	49,114	49,132	47,867
Re-Docketed Dis-					
solution	26,148	26,150	27,989	29,837	33,998
Probate/Adoption	22,214	23,555	22,197	21,799	22,281
Guardianship	4,796	5,175	5,206	5,532	5,550
Other	19,205	15,050	17,298	16,745	13,463
TOTAL	751,989	811,214	886,046	975,304	927,271

City and Town Courts are not included in totals.

CASELOAD COMPARISON TABLE -- CASES FILED (Continued)

Type of Case	Year				
	1982	1983	1984	1985	1986
Criminal	142,508	138,645	143,092	145,522	
Felony					35,662
Misdemeanor					99,634
Re-Docketed Criminal	7,921	9,002	9,626	10,828	11,893
Traffic Misdemeanors	229,617	111,412	96,188	176,741	129,210
Local Ordinance Violations				27,955	49,931
Infractions	131,342	279,792	305,953	235,782	306,635
Juvenile	29,002	28,596	30,347	29,263	30,469
Civil (Plenary)	72,458	69,025	65,018	70,969	73,825
(Small Claims)	111,436	98,625	102,325	112,221	120,638
Re-Docketed Civil	78,161	74,291	78,541	82,250	90,090
Dissolution	43,694	43,158	43,095	42,873	42,863
Re-Docketed Dis- solution	32,744	32,557	34,222	37,569	34,505
Probate/Adoption	20,939	20,949	21,690	21,772	21,041
Guardianship	5,504	5,914	6,334	6,599	6,935
Other	12,990	14,433	16,261	18,460	18,984
TOTAL	918,316	926,399	952,692	1,018,804	1,072,315

CASELOAD COMPARISON TABLE -- CASES DISPOSED

Type of Case	Year				
	1977	1978	1979	1980	1981
Criminal	96,310	93,991	104,518	118,803	127,105
Felony					
Misdemeanor					
Re-Docketed Criminal	2,518	3,380	3,546	4,958	6,321
Traffic Misdemeanors	297,372	326,020	354,731	389,905	356,179
Local Ordinance Violations					
Infractions					
Juvenile	21,039	22,939	22,329	26,462	25,570
Civil (Plenary)	62,318	60,955	69,483	72,640	80,321
(Small Claims)	68,493	87,810	95,388	107,342	118,095
Re-Docketed Civil	33,853	40,888	49,880	57,650	65,611
Dissolution	47,492	44,896	50,854	48,053	47,947
Re-Docketed Dis- solution	23,170	22,584	26,969	27,111	30,905
Probate/Adoption	19,961	20,444	20,644	21,743	19,497
Guardianship	7,210	5,323	4,508	4,185	5,311
Other	19,955	14,365	16,514	14,373	13,518
TOTAL	699,691	743,595	819,364	893,225	896,380

City and Town Courts are not included in totals.

CASELOAD COMPARISON TABLE -- CASES DISPOSED (Continued)

Type of Case	Year				
	1982	1983	1984	1985	1986
Criminal	130,468	128,563	125,322	125,723	
Felony					29,956
Misdemeanor					89,263
Re-Docketed					
Criminal	7,454	8,030	8,239	9,599	11,296
Traffic Misdemeanors	227,825	111,571	95,413	166,014	118,234
Local Ordinance Violations				23,197	44,346
Infractions	125,216	267,902	290,011	229,258	291,814
Juvenile	29,783	27,491	27,985	29,269	28,362
Civil (Plenary)	79,527	74,673	69,279	73,662	74,046
(Small Claims)	117,796	100,555	99,481	106,476	122,915
Re-Docketed Civil	64,210	67,785	81,886	75,504	87,129
Dissolution	45,849	43,640	44,151	43,201	42,597
Re-Docketed Dis- solution	32,326	31,048	37,359	37,872	33,758
Probate/Adoption	20,169	19,394	19,639	21,182	19,012
Guardianship	5,013	4,982	5,541	5,893	5,046
Other	13,022	13,514	15,136	17,689	17,884
TOTAL	898,658	899,148	919,442	964,539	1,015,658

TOTAL CASES PENDING AS OF JANUARY 1, 1986

SUMMARY

	Circuit, Superior & Probate Courts	County, Municipal & County Court Function	City & Town Courts	Marion County Small Claims Courts	TOTAL
Felony	14,524	11,253	0	0	25,777
Misdemeanor	1,742	59,208	12,911	0	73,861
Re-Docketed Criminal	3,294	3,784	103	0	7,181
Traffic Misdemeanors	0	62,502	8,918	0	71,420
Local Ordinance Violations	0	17,024	8,088	0	25,112
Infractions	0	84,770	11,831	0	96,601
Juvenile	21,503	0	0	0	21,503
Civil (Plenary)	86,050	7,892	12,960	13,666	120,568
(Small Claims)	0	49,726	0	0	49,726
Re-Docketed Civil	39,561	54,450	2,783	7,893	104,687
Dissolution	35,889	0	0	0	35,889
Re-Docketed Dis- solution	23,422	0	0	0	23,422
Probate/Adoption	47,349	0	0	0	47,349
Guardianship	34,217	0	0	0	34,217
Other	8,847	725	188	37	9,797
TOTAL	316,398	351,334	57,782	21,596	747,110

TOTAL CASES FILED IN 1986

SUMMARY

	Circuit, Superior & Probate Courts	County, Municipal & County Court Function	City & Town Courts	Marion County Small Claims Courts	TOTAL
Felony	16,664	18,998	0	0	35,662
Misdemeanor	3,738	95,896	29,735	0	129,369
Re-Docketed Criminal	5,310	6,583	1,350	0	13,243
Traffic Misdemeanors	0	129,210	31,938	0	161,148
Local Ordinance Violations	0	49,931	16,601	0	66,532
Infractions	0	306,635	104,354	0	410,989
Juvenile	30,469	0	0	0	30,469
Civil (Plenary)	57,549	16,276	17,384	60,602	151,811
(Small Claims)	0	120,638	0	0	120,638
Re-Docketed Civil	16,934	73,156	3,984	18,454	112,528
Dissolution	42,863	0	0	0	42,863
Re-Docketed Dis- solution	34,505	0	0	0	34,505
Probate/Adoption	21,041	0	0	0	21,041
Guardianship	6,935	0	0	0	6,935
Other	11,568	7,416	1,160	750	20,894
TOTAL	247,576	824,739	206,506	79,806	1,358,627

CASES VENUED-IN

SUMMARY

	Circuit, Superior & Probate Courts	County, Municipal & County Court Function	Marion County Small Claims Courts	TOTAL
Felony	183	24	0	207
Misdemeanor	36	17	0	53
Re-Docketed Criminal	29	0	0	29
Traffic Misdemeanors	0	29	0	29
Local Ordinance Violations	0	0	0	0
Infractions	0	51	0	51
Juvenile	70	0	0	70
Civil (Plenary)	5,647	54	413	6,114
(Small Claims)	0	49	0	49
Re-Docketed Civil	88	0	0	88
Dissolution	960	0	0	960
Re-Docketed Dis- solution	148	0	0	148
Probate/Adoption	9	0	0	9
Guardianship	12	0	0	12
Other	6	0	0	6
TOTAL	7,188	224	413	7,825

TOTAL CASES DISPOSED IN 1986

SUMMARY

	Circuit, Superior & Probate Courts	County, Municipal & County Court Function	City & Town Courts	Marion County Small Claims Courts	TOTAL
Felony	15,894	14,062	0	0	29,956
Misdemeanor	3,446	85,817	28,613	0	117,876
Re-Docketed Criminal	5,034	6,262	992	0	12,288
Traffic Misdemeanors	0	118,234	34,246	0	152,480
Local Ordinance Violations	0	44,346	16,201	0	60,547
Infractions	0	291,814	102,192	0	394,006
Juvenile	28,362	0	0	0	28,362
Civil (Plenary)	58,689	15,357	17,695	57,306	149,047
(Small Claims)	0	122,915	0	0	122,915
Re-Docketed Civil	13,075	74,054	3,761	16,960	107,850
Dissolution	42,597	0	0	0	42,597
Re-Docketed Dis- solution	33,758	0	0	0	33,758
Probate/Adoption	19,012	0	0	0	19,012
Guardianship	5,046	0	0	0	5,046
Other	10,725	7,159	1,121	695	19,700
TOTAL	235,638	780,020	204,821	74,961	1,295,440

TOTAL CASES PENDING AS OF DECEMBER 31, 1986

SUMMARY

	Circuit, Superior & Probate Courts	County, Municipal & County Court Function	City & Town Courts	Marion County Small Claims Courts	TOTAL
Felony	15,477	16,213	0	0	31,690
Misdemeanor	2,070	69,304	14,033	0	85,407
Re-Docketed Criminal	3,599	4,105	461	0	8,165
Traffic Misdemeanors	0	73,507	6,610	0	80,117
Local Ordinance Violations	0	22,609	8,488	0	31,097
Infractions	0	99,642	13,993	0	113,635
Juvenile	23,680	0	0	0	23,680
Civil (Plenary)	90,557	8,865	12,649	17,375	129,446
(Small Claims)	0	47,498	0	0	47,498
Re-Docketed Civil	43,508	53,552	3,006	9,387	109,453
Dissolution	37,115	0	0	0	37,115
Re-Docketed Dis- solution	24,317	0	0	0	24,317
Probate/Adoption	49,387	0	0	0	49,387
Guardianship	36,118	0	0	0	36,118
Other	9,696	982	227	92	10,997
TOTAL	335,524	396,277	59,467	26,854	818,122

METHOD OF CASE DISPOSITIONJURY TRIALSCRIMINAL

<u>Type of Case</u>	<u>Circuit/ Superior</u>	<u>County/CCF/ Municipal</u>	<u>City/ Town</u>	<u>Small Claims</u>	<u>TOTAL</u>
Criminal Felony	907	142	0	0	1,049
Criminal Misdemeanor	22	154	19	0	195
Redocketed Criminal	10	0	1	0	11
Traffic Misdemeanor	0	71	75	0	146
Local Ordinance Violations	0	0	0	0	0
Infractions	0	12	0	0	12
Juvenile	4	0	0	0	4

CIVIL

Plenary	562	55	0	0	617
Small Claims	0	43*	0	0	43
Redocketed Civil	4	61	0	0	65
Dissolution	0	0	0	0	0
Redocketed Dissolution	1	0	0	0	1
Probate/Adoption	1	0	0	0	1
Guardianship	1	0	0	0	1
Other	9	0	0	0	9
TOTAL	1,521	538	95	0	2,154

*This total may indicate misclassification of cases or the method of disposition.

METHOD OF CASE DISPOSITIONBENCH TRIALSCRIMINAL

Type of Case	Circuit/ Superior	County/CCF/ Municipal	City/ Town	Small Claims	TOTAL
Criminal Felony	1,347	2,234	0	0	3,581
Criminal Misdemeanor	312	13,520	5,279	0	19,111
Redocketed Criminal	2,714	1,503	235	0	4,452
Traffic Misdemeanor	0	9,080	2,341	0	11,421
Local Ordinance Violations	0	4,375	1,876	0	6,251
Infractions	0	11,273	6,561	0	17,834
Juvenile	14,667	0	0	0	14,667

CIVIL

Plenary	14,096	2,620	326	12,589	29,631
Small Claims	0	27,284	0	0	27,284
Redocketed Civil	6,457	40,646	4	6,272	53,379
Dissolution	29,831	0	0	0	29,831
Redocketed Dissolution	22,854	0	0	0	22,854
Probate/Adoption	8,920	0	0	0	8,920
Guardianship	2,317	0	0	0	2,317
Other	4,350	2,494	0	349	7,318
TOTAL	107,865	115,029	16,747	19,210	258,851

METHOD OF CASE DISPOSITIONDISMISSEDCRIMINAL

<u>Type of Case</u>	<u>Circuit/ Superior</u>	<u>County/CCF/ Municipal</u>	<u>City/ Town</u>	<u>Small Claims</u>	<u>TOTAL</u>
Criminal Felcny	3,204	5,187	0	0	8,391
Criminal Misdemeanor	800	31,455	4,673	0	36,928
Redocketed Criminal	809	1,418	91	0	2,318
Traffic Misdemeanor	0	15,336	2,892	0	18,248
Local Ordinance Violations	0	5,261	2,693	0	7,954
Infractions	0	47,699	4,823	0	52,522
Juvenile	5,221	0	0	0	5,221

CIVIL

Plenary	19,298	5,012	4,559	7,741	36,610
Small Claims	0	31,848	0	0	31,848
Redocketed Civil	3,222	11,176	405	50	14,853
Dissolution	8,698	0	0	0	8,698
Redocketed Dissolution	3,934	0	0	0	3,934
Probate/Adoption	363	0	0	0	363
Guardianship	398	0	0	0	398
Other	1,664	1,201	101	0	2,966
TOTAL	47,611	155,613	20,237	7,791	231,252

METHOD OF CASE DISPOSITIONTRANSFERRED OUTCRIMINAL

Type of Case	Circuit/ Superior	County/CCF/ Municipal	City/ Town	Small Claims	TOTAL
Criminal Felony	294	551	0	0	845
Criminal Misdemeanor	226	764	755	0	1,745
Redocketed Criminal	22	175	6	0	203
Traffic Misdemeanor	0	629	325	0	954
Local Ordinance Violations	0	4,125	1	0	4,126
Infractions	0	7,079	340	0	7,419
Juvenile	69	0	0	0	69

CIVIL

Plenary	1,205	125	3	260	1,593
Small Claims	0	408	0	0	408
Redocketed Civil	49	247	0	0	296
Dissolution	504	0	0	0	504
Redocketed Dissolution	343	0	0	0	343
Probate/Adoption	100	0	0	0	100
Guardianship	54	0	0	0	54
Temporary Protective Order	0	0	0	0	0
Other	42	70	20	0	132
TOTAL	2,908	14,173	1,450	260	18,791

METHOD OF CASE DISPOSITIONVENUED OUTCRIMINAL

Type of Case	Circuit/ Superior	County/CCF/ Municipal	City/ Town	Small Claims	TOTAL
Criminal Felony	54	16	0	0	70
Criminal Misdemeanor	2	43	0	0	45
Redocketed Criminal	6	2	0	0	8
Traffic Misdemeanor	0	1	0	0	1
Local Ordinance Violations	0	19	0	0	19
Infractions	0	614	0	0	614
Juvenile	86	0	0	0	86

CIVIL

Plenary	4,929	109	0	3,699	8,737
Small Claims	0	89*	0	0	89
Redocketed Civil	28	12	0	0	40
Dissolution	655	0	0	0	655
Redocketed Dissolution	138	0	0	0	138
Probate/Adoption	10	0	0	0	10
Guardianship	11	0	0	0	11
Temporary Protective Order	0	0	0	0	0
Other	11	0	0	0	11
TOTAL	5,930	905	0	3,699	10,534

*This total may indicate misclassification of cases or the method of disposition.

METHOD OF CASE DISPOSITIONGUILTY PLEA/ADMISSIONCRIMINAL

Type of Case	Circuit/ Superior	County/CCF/ Municipal	City/ Town	Small Claims	TOTAL
Criminal Felony	9,667	5,237	0	0	14,904
Criminal Misdemeanor	1,947	33,301	14,642	0	49,890
Redocketed Criminal	468	1,387	722	0	2,577
Traffic Misdemeanor	0	27,360	18,565	0	45,925
Local Ordinance Violations	0	2,888	8,924	0	11,812
Infractions	0	59,440	64,178	0	123,618
Juvenile	4,754	0	0	0	4,754
TOTAL	16,836	129,613	107,031	0	253,480

SETTLEDCIVIL

Plenary	5,146	1,291	1,395	3,624	11,456
Small Claims	0	14,579	0	0	14,579
Redocketed Civil	1,176	8,127	0	5,549	14,852
Dissolution	1,062	0	0	0	1,062
Redocketed Dissolution	5,640	0	0	0	5,640
Probate/Adoption	937	0	0	0	937
Guardianship	229	0	0	0	229
Other	1,557	77	4	45	1,683
TOTAL	15,747	24,074	1,399	9,218	50,438

METHOD OF CASE DISPOSITIONVIOLATIONS BUREAUCRIMINAL

Type of Case	Circuit/ Superior	County/CCF/ Municipal	City/ Town	Small Claims	TOTAL
Criminal Felony	0	11*	0	0	11
Criminal Misdemeanor	0	327*	12*	0	339
Redocketed Criminal	0	1	0	0	1
Traffic Misdemeanor	0	59,668*	1,047*	0	60,715
Local Ordinance Violations	0	26,461	556	0	27,017
Infractions	0	135,946	15,247	0	151,193
Juvenile	0	0	0	0	0
TOTAL	0	222,414	16,862	0	239,276

DEFAULTCIVIL

Plenary	12,226	5,796	7,495	28,922	54,439
Small Claims	0	47,812	0	0	47,812
Redocketed Civil	1,797	8,560	3,248	1,075	14,680
Dissolution	1,427	0	0	0	1,427
Redocketed Dissolution	138	0	0	0	138
Probate/Adoption	2	0	0	0	2
Guardianship	1	0	0	0	1
Other	16	17	0	0	33
TOTAL	15,607	62,185	10,743	29,997	118,532

*These totals may indicate misclassification of cases or the method of disposition.

METHOD OF CASE DISPOSITIONCLOSEDCIVIL

Type of Case	Circuit/ Superior	County/CCF/ Municipal	City/ Town	Small Claims	TOTAL
Plenary	547	0	0	0	547
Small Claims	0	0	0	0	0
Redocketed Civil	135	0	0	0	135
Dissolution	274	0	0	0	274
Redocketed Dissolution	232	0	0	0	232
Probate/Adoption	8,560	0	0	0	8,560
Guardianship	1,988	0	0	0	1,988
Other	887	0	0	0	887
TOTAL	12,623	0	0	0	12,623

1986 AVERAGE CASELOAD -- FILINGS

	Circuit, Superior & Probate Courts	County, Municipal & County Court Function	City & Town Courts	Marion County Small Claims Courts
Felony	81.28	161.00	0	0
Misdemeanor	18.23	812.67	386.16	0
Re-Docketed Criminal	25.90	55.78	17.53	0
Traffic Misdemeanors	0	1095.00	414.77	0
Local Ordinance Violations	0	423.14	215.59	0
Infractions	0	2598.60	1355.24	0
Juvenile	148.62	0	0	0
Civil (Plenary)	280.72	137.93	225.76	7575.25
(Small Claims)	0	1022.35	0	0
Re-Docketed Civil	82.60	619.96	51.74	2306.75
Dissolution	209.08	0	0	0
Re-Docketed Dis- solution	168.31	0	0	0
Probate/Adoption	102.63	0	0	0
Guardianship	33.82	0	0	0
Other	56.42	62.84	15.06	93.75
TOTAL	1207.68	6989.31	2681.89	9975.75

1986 AVERAGE CASELOAD -- DISPOSITIONS

	Circuit, Superior & Probate Courts	County, Municipal & County Court Function	City & Town Courts	Marion County Small Claims Courts
Felony	77.53	119.16	0	0
Misdemeanor	16.80	727.26	371.59	0
Re-Docketed Criminal	24.55	53.06	12.88	0
Traffic Misdemeanors	0	1001.98	444.75	0
Local Ordinance Violations	0	375.81	210.40	0
Infractions	0	2473.00	1327.16	0
Juvenile	138.35	0	0	0
Civil (Plenary)	286.28	130.14	229.80	7163.25
(Small Claims)	0	1041.65	0	0
Re-Docketed Civil	63.78	627.57	48.84	2120.00
Dissolution	207.79	0	0	0
Re-Docketed Dis- solution	164.67	0	0	0
Probate/Adoption	92.74	0	0	0
Guardianship	24.61	0	0	0
Other	52.31	60.66	14.55	86.87
TOTAL	1149.45	6610.33	2660.01	9370.12

1986 AVERAGE CASELOAD - METHOD OF CASE DISPOSITIONJURY TRIALSCRIMINAL

<u>Type of Case</u>	<u>Circuit/ Superior</u>	<u>County/CCF/ Municipal</u>	<u>City/ Town</u>	<u>Small Claims</u>
Criminal Felony	4.43	1.21	0	0
Criminal Misdemeanor	.11	1.31	.25	0
Redocketed Criminal	.05	0	.02	0
Traffic Misdemeanor	0	.61	.98	0
Local Ordinance Violations	0	0	0	0
Infractions	0	.11	0	0
Juvenile	.02	0	0	0

CIVIL

Plenary	2.75	.47	0	0
Small Claims	0	.37*	0	0
Redocketed Civil	.02	.52	0	0
Dissolution	0	0	0	0
Redocketed Dissolution	.01	0	0	0
Probate/Adoption	.01	0	0	0
Guardianship	.01	0	0	0
Other	.05	0	0	0
TOTAL	7.42	4.56	1.24	0

*This figure may indicate misclassification of cases or the method of disposition.

1986 AVERAGE CASELOAD - METHOD OF CASE DISPOSITIONBENCH TRIALSCRIMINAL

<u>Type of Case</u>	<u>Circuit/ Superior</u>	<u>County/CCF/ Municipal</u>	<u>City/ Town</u>	<u>Small Claims</u>
Criminal Felony	6.58	18.94	0	0
Criminal Misdemeanor	1.53	114.58	68.56	0
Redocketed Criminal	13.24	12.74	3.06	0
Traffic Misdemeanor	0	76.95	30.41	0
Local Ordinance Violations	0	37.08	24.37	0
Infractions	0	95.54	85.21	0
Juvenile	71.55	0	0	0

CIVIL

Plenary	68.77	22.21	4.24	1573.63
Small Claims	0	231.23	0	0
Redocketed Civil	31.50	344.46	.06	784.00
Dissolution	145.52	0	0	0
Redocketed Dissolution	111.49	0	0	0
Probate/Adoption	43.52	0	0	0
Guardianship	11.31	0	0	0
Other	21.22	21.14	0	43.63
TOTAL	526.18	974.83	217.50	2401.25

1986 AVERAGE CASELOAD - METHOD OF CASE DISPOSITIONDISMISSEDCRIMINAL

Type of Case	Circuit/ Superior	County/GCF/ Municipal	City/ Town	Small Claims
Criminal Felony	15.63	43.96	0	0
Criminal Misdemeanor	3.91	266.57	60.69	0
Redocketed Criminal	3.95	12.02	1.19	0
Traffic Misdemeanor	0	129.97	37.56	0
Local Ordinance Violations	0	44.59	34.98	0
Infractions	0	404.23	62.64	0
Juvenile	25.47	0	0	0

CIVIL

Plenary	94.14	42.48	59.21	967.63
Small Claims	0	269.90	0	0
Redocketed Civil	15.72	94.72	5.26	6.25
Dissolution	42.43	0	0	0
Redocketed Dissolution	19.20	0	0	0
Probate/Adoption	1.78	0	0	0
Guardianship	1.95	0	0	0
Other	8.12	10.18	1.32	0
TOTAL	232.25	1318.76	262.82	973.88

1986 AVERAGE CASELOAD - METHOD OF CASE DISPOSITIONTRANSFERRED OUTCRIMINAL

<u>Type of Case</u>	<u>Circuit/ Superior</u>	<u>County/CCF/ Municipal</u>	<u>City/ Town</u>	<u>Small Claims</u>
Criminal Felony	1.44	4.67	0	0
Criminal Misdemeanor	1.11	6.48	9.81	0
Redocketed Criminal	.11	1.49	.08	0
Traffic Misdemeanor	0	5.34	4.23	0
Local Ordinance Violations	0	34.96	.02	0
Infractions	0	60.00	4.42	0
Juvenile	.34	0	0	0

CIVIL

Plenary	5.88	1.06	.04	32.50
Small Claims	0	3.46	0	0
Redocketed Civil	.24	2.10	0	0
Dissolution	2.46	0	0	0
Redocketed Dissolution	1.68	0	0	0
Probate/Adoption	.50	0	0	0
Guardianship	.27	0	0	0
Temporary Protective Order	0	0	0	0
Other	.21	.60	.26	0
TOTAL	14.19	120.12	18.84	32.50

1986 AVERAGE CASELOAD - METHOD OF CASE DISPOSITIONVENUED OUTCRIMINAL

Type of Case	Circuit/ Superior	County/CCF/ Municipal	City/ Town	Small Claims
Criminal Felony	.27	.14	0	0
Criminal Misdemeanor	.01	.37	0	0
Redocketed Criminal	.03	.02	0	0
Traffic Misdemeanor	0	.01	0	0
Local Ordinance Violations	0	.17	0	0
Infractions	0	5.21	0	0
Juvenile	.42	0	0	0

CIVIL

Plenary	24.05	.93	0	462.38
Small Claims	0	.76*	0	0
Redocketed Civil	.14	.11	0	0
Dissolution	3.20	0	0	0
Redocketed Dissolution	.68	0	0	0
Probate/Adoption	.05	0	0	0
Guardianship	.06	0	0	0
Temporary Protective Order	0	0	0	0
Other	.06	0	0	0
TOTAL	28.93	7.67	0	462.38

*This total may indicate misclassification of cases or the method of disposition

1986 AVERAGE CASELOAD - METHOD OF CASE DISPOSITIONGUILTY PLEA/ADMISSIONCRIMINAL

Type of Case	Circuit/ Superior	County/CCF/ Municipal	City/ Town	Small Claims
Criminal Felony	47.16	44.39	0	0
Criminal Misdemeanor	9.50	282.22	190.16	0
Redocketed Criminal	2.29	11.76	9.38	0
Traffic Misdemeanor	0	231.87	241.11	0
Local Ordinance Violations	0	24.48	115.90	0
Infractions	0	503.73	833.49	0
Juvenile	23.20	0	0	0
TOTAL	82.13	1098.42	1390.02	0

SETTLEDCIVIL

Plenary	25.11	10.95	18.12	453.00
Small Claims	0	123.56	0	0
Redocketed Civil	5.74	68.88	0	693.63
Dissolution	5.19	0	0	0
Redocketed Dissolution	27.52	0	0	0
Probate/Adoption	4.58	0	0	0
Guardianship	1.12	0	0	0
Other	7.60	.66	.06	5.63
TOTAL	76.82	204.02	11.66	1152.25

1986 AVERAGE CASELOAD - METHOD OF CASE DISPOSITIONVIOLATIONS BUREAUCRIMINAL

Type of Case	Circuit/ Superior	County/CCF/ Municipal	City/ Town	Small Claims
Criminal Felony	0	.10*	0	0
Criminal Misdemeanor	0	2.78*	.16*	0
Redocketed Criminal	0	.01	0	0
Traffic Misdemeanor	0	505.67*	13.60*	0
Local Ordinance Violations	0	224.25	7.23	0
Infractions	0	1152.09	198.02	0
Juvenile	0	0	0	0
TOTAL	0	1884.87	218.99	0

DEFAULTCIVIL

Plenary	59.64	49.12	97.34	3615.25
Small Claims	0	405.19	0	0
Redocketed Civil	8.77	72.55	42.19	134.38
Dissolution	6.97	0	0	0
Redocketed Dissolution	.68	0	0	0
Probate/Adoption	.01	0	0	0
Guardianship	.01	0	0	0
Other	.08	.15	0	0
TOTAL	76.14	527.00	139.52	3749.63

*These figures may indicate misclassification of cases or the method of disposition.

1986 AVERAGE CASELOAD - METHOD OF CASE DISPOSITIONCLOSEDCIVIL

<u>Type of Case</u>	<u>Circuit/ Superior</u>	<u>County/CCF/ Municipal</u>	<u>City/ Town</u>	<u>Small Claims</u>
Plenary	2.67	0	0	0
Small Claims	0	0	0	0
Redocketed Civil	.66	0	0	0
Dissolution	1.34	0	0	0
Redocketed Dissolution	1.14	0	0	0
Probate/Adoption	41.76	0	0	0
Guardianship	9.70	0	0	0
Other	4.33	0	0	0
TOTAL	61.58	0	0	0

- - - CRIMINAL - - -

	CFL	GMS	RCR	TMS	LOV	INF	JUV
ADAMS							
ADAMS CIRCUIT COURT	9	0	1	0	0	0	63
ADAMS SUPERIOR COURT	56	37	44	0	0	0	0
ADAMS SUPERIOR COURT CCF	0	0	0	250	2	131	0
TOTAL-COURTS OF RECORD:	65	37	45	250	2	131	63
GRAND TOTAL:	65	37	45	250	2	131	63
ALLEN							
ALLEN CIRCUIT COURT	374	0	21	0	0	0	0
ALLEN SUPERIOR COURT	187	0	95	0	0	0	241
ALLEN SUPERIOR COURT CCF	0	2,717	0	570	0	0	0
TOTAL-COURTS OF RECORD:	561	2,717	116	570	0	0	241
GRAND TOTAL:	561	2,717	116	570	0	0	241
BARTHOLOMEW							
BARTHOLOMEW CIRCUIT COURT	20	0	44	0	0	0	60
BARTHOLOMEW SUPERIOR COURT 1	85	0	32	0	0	0	0
BARTHOLOMEW COUNTY	214	1,701	464	417	191	1,486	0
TOTAL-COURTS OF RECORD:	319	1,701	540	417	191	1,486	60
GRAND TOTAL:	319	1,701	540	417	191	1,486	60
BENTON							
BENTON CIRCUIT COURT	57	163	14	0	0	0	113
BENTON CIRCUIT COURT CCF	0	0	0	400	0	54	0
TOTAL-COURTS OF RECORD:	57	163	14	400	0	54	113
GRAND TOTAL:	57	163	14	400	0	54	113
BLACKFORD							
BLACKFORD CIRCUIT COURT	301	4	6	0	0	0	416
BLACKFORD CIRCUIT COURT CCF	0	0	0	0	0	0	0
TOTAL-COURTS OF RECORD:	301	4	6	0	0	0	416
HARTFORD CITY COURT	0	36	0	132	30	84	0
MONTPELIER CITY COURT	0	0	0	0	0	19	0
TOTAL-CITY AND TOWN:	0	36	0	132	30	103	0
GRAND TOTAL:	301	40	6	132	30	103	416
BOONE							
BOONE CIRCUIT COURT	4	0	2	0	0	0	22
BOONE SUPERIOR COURT 1	15	0	15	0	0	0	0
BOONE SUPERIOR COURT 2	0	0	0	0	0	0	0
BOONE SUPERIOR COURT 2 CCF	58	110	0	3	0	15	0
TOTAL-COURTS OF RECORD:	77	110	17	3	0	15	22
LEBANON CITY COURT	0	1	0	2	6	2	0
THORNTOWN TOWN COURT	0	6	0	16	0	314	0
ZIONSVILLE TOWN COURT	0	0	0	0	0	0	0
JAMESTOWN TOWN COURT	0	0	0	0	0	0	0
TOTAL-CITY AND TOWN:	0	7	0	18	6	316	0
GRAND TOTAL:	77	117	17	21	6	331	22
BROWN							
BROWN CIRCUIT COURT	91	0	2	0	0	0	57
BROWN CIRCUIT COURT CCF	25	349	4	219	0	247	0
TOTAL-COURTS OF RECORD:	116	349	6	219	0	247	57

- - - CIVIL - - -

PLE	SCL	RCL	DIS	RDS	P/A	GUA	OTH	TOT
121	0	15	17	34	149	88	2	499
16	0	14	56	11	0	0	0	234
0	51	35	0	0	0	0	0	469
137	51	64	73	45	149	88	2	1,202
137	51	64	73	45	149	88	2	1,202
2,903	0	423	1,344	591	0	0	37	5,693
2,642	0	213	2,529	89	4,358	1,478	44	11,876
0	7,360	1,513	0	0	0	0	0	12,160
5,545	7,360	2,149	3,873	680	4,358	1,478	81	29,729
5,545	7,360	2,149	3,873	680	4,358	1,478	81	29,729
270	0	22	159	25	103	116	0	819
126	0	47	191	144	217	227	34	1,103
79	460	597	0	0	0	0	0	5,609
475	460	666	350	169	320	343	34	7,531
475	460	666	350	169	320	343	34	7,531
374	0	117	169	34	207	180	0	1,428
3	268	140	0	0	0	0	5	870
377	268	257	169	34	207	180	5	2,298
377	268	257	169	34	207	180	5	2,298
538	0	81	375	30	551	194	114	2,610
0	313	581	0	0	0	0	0	894
538	313	662	375	30	551	194	114	3,504
0	0	0	0	0	0	0	0	282
0	0	0	0	0	0	0	0	19
0	0	0	0	0	0	0	0	301
538	313	662	375	30	551	194	114	3,805
444	0	19	73	22	0	0	18	604
282	0	4	44	17	204	218	2	801
0	0	0	0	0	0	0	0	0
20	130	51	0	0	0	0	0	387
746	130	74	117	39	204	218	20	1,792
0	0	0	0	0	0	0	0	11
0	0	0	0	0	0	0	0	336
0	0	0	0	0	0	0	0	0
0	0	0	0	0	0	0	0	0
0	0	0	0	0	0	0	0	347
746	130	74	117	39	204	218	20	2,139
390	0	24	30	29	59	68	3	753
0	83	21	0	0	0	0	0	948
390	83	45	30	29	59	68	3	1,701

- - - CRIMINAL - - -

	CFL	CMS	RCR	TMS	LOV	INF	JUV
BROWN							
GRAND TOTAL:	116	349	6	219	0	247	57
CARROLL							
CARROLL CIRCUIT COURT	13	0	3	0	0	0	23
CARROLL CIRCUIT COURT CCF	36	157	25	50	0	51	0
TOTAL-COURTS OF RECORD:	49	157	28	50	0	51	23
DELPHI CITY COURT	0	0	0	11	0	0	0
BURLINGTON TOWN COURT	0	0	0	0	0	22	0
TOTAL-CITY AND TOWN:	0	0	0	11	0	22	0
GRAND TOTAL:	49	157	28	61	0	73	23
CASS							
CASS CIRCUIT COURT	33	0	3	0	0	0	10
CASS CIRCUIT COURT CCF	0	146	0	78	0	0	0
CASS SUPERIOR COURT	101	0	38	0	0	0	0
CASS SUPERIOR COURT CCF	0	217	0	1	0	0	0
TOTAL-COURTS OF RECORD:	134	363	41	79	0	0	10
GRAND TOTAL:	134	363	41	79	0	0	10
CLARK							
CLARK CIRCUIT COURT	35	0	0	0	0	0	0
CLARK SUPERIOR COURT 1	113	2	9	0	0	0	200
CLARK SUPERIOR COURT 2	0	0	0	0	0	0	75
CLARK COUNTY COURT	429	405	0	175	2	1,177	0
TOTAL-COURTS OF RECORD:	577	407	9	175	2	1,177	275
CHARLESTOWN CITY COURT	0	2	0	1	1	1	0
JEFFERSONVILLE CITY COURT	0	140	0	11	41	133	0
CLARKSVILLE TOWN COURT	0	633	0	88	91	0	0
TOTAL-CITY AND TOWN:	0	775	0	100	133	134	0
GRAND TOTAL:	577	1,182	9	275	135	1,311	275
CLAY							
CLAY CIRCUIT COURT	5	1	12	0	0	0	94
CLAY SUPERIOR COURT	40	73	8	0	0	0	0
CLAY SUPERIOR COURT CCF	0	0	0	0	0	17	0
TOTAL-COURTS OF RECORD:	45	74	20	0	0	17	94
GRAND TOTAL:	45	74	20	0	0	17	94
CLINTON							
CLINTON CIRCUIT COURT	51	0	7	0	0	0	77
CLINTON COUNTY COURT	64	72	3	59	0	35	0
TOTAL-COURTS OF RECORD:	115	72	10	59	0	35	77
FRANKFORT CITY COURT	0	93	0	1	19	0	0
TOTAL-CITY AND TOWN:	0	93	0	1	19	0	0
GRAND TOTAL:	115	165	10	60	19	35	77
CRAWFORD							
CRAWFORD CIRCUIT COURT	64	1	0	0	0	0	46
CRAWFORD CIRCUIT COURT CCF	40	204	27	36	0	117	0
TOTAL-COURTS OF RECORD:	104	205	27	36	0	117	46
GRAND TOTAL:	104	205	27	36	0	117	46
DAVISS							
DAVISS CIRCUIT COURT	194	0	7	0	0	0	84

- - - CIVIL - - -

PLE	SCL	RCL	DIS	RDS	P/A	GUA	OTH	TOT
390	83	45	30	29	59	68	3	1,701
150	0	16	82	80	161	136	0	664
6	140	87	0	0	0	0	0	552
156	140	103	82	80	161	136	0	1,216
0	0	0	0	0	0	0	0	11
0	0	0	0	0	0	0	0	22
0	0	0	0	0	0	0	0	33
156	140	103	82	80	161	136	0	1,249
370	0	65	168	40	634	408	0	1,731
0	0	0	0	0	0	0	0	224
196	0	219	236	46	205	55	6	1,102
0	848	1,649	0	0	0	0	0	2,715
566	848	1,933	404	86	839	463	6	5,772
566	848	1,933	404	86	839	463	6	5,772
816	0	0	0	0	637	663	0	2,151
159	0	20	324	100	24	24	6	981
439	0	243	233	58	35	59	0	1,142
390	279	0	0	0	0	0	0	2,857
1,804	279	263	557	158	696	746	6	7,131
0	0	0	0	0	0	0	0	5
0	0	0	0	0	0	0	0	325
0	0	0	0	0	0	0	0	812
0	0	0	0	0	0	0	0	1,142
1,804	279	263	557	158	696	746	6	8,273
299	0	23	32	17	142	226	0	851
15	0	36	65	38	0	0	0	275
0	41	104	0	0	0	0	0	162
314	41	163	97	55	142	226	0	1,288
314	41	163	97	55	142	226	0	1,288
5	0	38	227	37	403	449	327	1,621
21	158	191	0	0	0	0	0	603
26	158	229	227	37	403	449	327	2,224
1	0	0	0	0	0	0	0	114
1	0	0	0	0	0	0	0	114
27	158	229	227	37	403	449	327	2,338
212	0	1	111	12	135	52	6	640
4	60	58	0	0	0	0	0	546
216	60	59	111	12	135	52	6	1,186
216	60	59	111	12	135	52	6	1,186
278	0	102	257	8	243	175	50	1,398

- - - CRIMINAL - - -

	CFL	CMS	RCR	TMS	LOV	INF	JUV
DAVIESS							
DAVIESS COUNTY COURT	115	227	2	208	20	0	0
TOTAL-COURTS OF RECORD:	309	227	9	208	20	0	84
GRAND TOTAL:	309	227	9	208	20	0	84
DEARBORN							
DEARBORN CIRCUIT COURT	88	0	2	0	0	0	18
DEARBORN COUNTY COURT	122	108	0	48	0	68	0
TOTAL-COURTS OF RECORD:	210	108	2	48	0	68	18
AURORA CITY COURT	0	248	0	0	0	312	0
LAWRENCEBURG CITY COURT	0	16	0	8	1	12	0
TOTAL-CITY AND TOWN:	0	264	0	8	1	324	0
GRAND TOTAL:	210	372	2	56	1	392	18
DECATUR							
DECATUR CIRCUIT COURT	86	36	4	0	0	0	95
DECATUR COUNTY COURT	16	76	0	202	0	784	0
TOTAL-COURTS OF RECORD:	102	112	4	202	0	784	95
GRAND TOTAL:	102	112	4	202	0	784	95
DEKALB							
DEKALB CIRCUIT COURT	30	4	3	0	0	0	153
DEKALB SUPERIOR COURT	53	386	219	0	0	0	0
DEKALB SUPERIOR COURT CCF	0	0	0	0	0	174	0
TOTAL-COURTS OF RECORD:	83	390	222	0	0	174	153
BUTLER CITY COURT	0	0	0	7	0	0	0
TOTAL-CITY AND TOWN:	0	0	0	7	0	0	0
GRAND TOTAL:	83	390	222	7	0	174	153
DELAWARE							
DELAWARE CIRCUIT COURT	0	0	51	0	0	0	334
DELAWARE SUPERIOR COURT 1	64	0	38	0	0	0	11
DELAWARE SUPERIOR COURT 2	31	0	43	0	0	0	342
DELAWARE SUPERIOR COURT 3	0	0	0	0	0	0	0
DELAWARE SUPERIOR COURT 3 CCF	173	1,417	19	725	0	166	0
DELAWARE SUPERIOR COURT 4	0	0	0	0	0	0	0
DELAWARE SUPERIOR COURT 4 CCF	103	793	40	761	0	78	0
TOTAL-COURTS OF RECORD:	371	2,210	191	1,486	0	244	687
YORKTOWN TOWN COURT	0	0	0	0	0	199	0
TOTAL-CITY AND TOWN:	0	0	0	0	0	199	0
GRAND TOTAL:	371	2,210	191	1,486	0	443	687
DUBOIS							
DUBOIS CIRCUIT COURT	142	202	27	0	0	0	209
DUBOIS SUPERIOR COURT	2	0	0	0	0	0	0
DUBOIS SUPERIOR COURT CCF	0	98	2	89	7	108	0
TOTAL-COURTS OF RECORD:	144	300	29	89	7	108	209
GRAND TOTAL:	144	300	29	89	7	108	209
ELKHART							
ELKHART CIRCUIT COURT	85	0	48	0	0	0	722
ELKHART SUPERIOR COURT 1	61	0	34	0	0	0	0
ELKHART SUPERIOR COURT 2	45	0	51	0	0	0	192

- - - CIVIL - - -

PLE	SCL	RCL	DIS	RDS	P/A	GUA	OTH	TOT
3	340	508	0	0	0	0	44	1,467
281	340	610	257	8	243	175	94	2,865
281	340	610	257	8	243	175	94	2,865
324	0	1	322	17	531	545	260	2,108
44	274	0	0	0	0	0	0	664
368	274	1	322	17	531	545	260	2,772
0	0	0	0	0	0	0	46	606
0	0	0	0	0	0	0	4	41
0	0	0	0	0	0	0	50	647
368	274	1	322	17	531	545	310	3,419
957	0	18	83	34	332	295	0	1,940
4	145	126	0	0	0	0	7	1,360
961	145	144	83	34	332	295	7	3,300
961	145	144	83	34	332	295	7	3,300
188	0	40	79	83	282	352	6	1,220
68	0	70	216	34	0	0	0	1,046
0	1,289	170	0	0	0	0	0	1,633
256	1,289	280	295	117	282	352	6	3,899
0	0	0	0	0	0	0	0	7
0	0	0	0	0	0	0	0	7
256	1,289	280	295	117	282	352	6	3,906
2,276	0	419	225	428	890	286	62	4,971
1,384	0	657	555	674	89	55	33	3,560
564	0	1,141	72	393	368	82	9	3,045
136	0	40	341	38	0	0	0	555
157	1,015	4,213	0	0	0	0	0	7,885
227	0	85	185	13	0	0	0	510
178	2,093	3,633	0	0	0	0	19	7,698
4,922	3,108	10,188	1,378	1,546	1,347	423	123	28,224
0	0	0	0	0	0	0	0	199
0	0	0	0	0	0	0	0	199
4,922	3,108	10,188	1,378	1,546	1,347	423	123	28,423
218	0	46	91	41	394	221	80	1,671
59	0	1	13	1	0	0	0	76
0	45	71	0	0	0	0	0	420
277	45	118	104	42	394	221	80	2,167
277	45	118	104	42	394	221	80	2,167
444	0	55	212	261	462	253	0	2,542
1,650	0	540	429	481	167	255	0	3,617
839	0	56	566	17	494	366	34	2,660

- - - CRIMINAL - - -

	CFL	CMS	RCR	TMS	LOV	INF	JUV
ELKHART							
ELKHART SUPERIOR COURT 3	59	28	0	0	0	0	0
ELKHART COUNTY COURT	208	35	93	5	0	23	0
ELKHART COUNTY COURT	155	392	22	179	111	160	0
TOTAL-COURTS OF RECORD:	613	455	248	184	111	183	914
ELKHART CITY COURT	0	2,461	0	640	55	1,543	0
GOSHEN CITY COURT	0	800	37	166	61	471	0
NAPPANEE CITY COURT	0	5	0	0	0	11	0
TOTAL-CITY AND TOWN:	0	3,266	37	806	116	2,025	0
GRAND TOTAL:	613	3,721	285	990	227	2,208	914
FAYETTE							
FAYETTE CIRCUIT COURT	33	0	11	0	0	0	73
FAYETTE COUNTY COURT	38	72	9	87	0	53	0
TOTAL-COURTS OF RECORD:	71	72	20	87	0	53	73
GRAND TOTAL:	71	72	20	87	0	53	73
FLOYD							
FLOYD CIRCUIT COURT	254	21	10	0	0	0	146
FLOYD SUPERIOR COURT	80	16	0	0	0	0	0
FLOYD COUNTY COURT	39	3,081	0	2,041	0	1,911	0
TOTAL-COURTS OF RECORD:	373	3,118	10	2,041	0	1,911	146
GRAND TOTAL:	373	3,118	10	2,041	0	1,911	146
FOUNTAIN							
FOUNTAIN CIRCUIT COURT	52	26	14	0	0	0	12
FOUNTAIN CIRCUIT COURT CCF	0	0	0	15	0	32	0
TOTAL-COURTS OF RECORD:	52	26	14	15	0	32	12
ATTICA CITY COURT	0	54	0	5	0	306	0
TOTAL-CITY AND TOWN:	0	54	0	5	0	306	0
GRAND TOTAL:	52	80	14	20	0	338	12
FRANKLIN							
FRANKLIN CIRCUIT COURT	135	0	0	0	0	0	2
FRANKLIN CIRCUIT COURT CCF	0	0	0	1,651	0	0	0
TOTAL-COURTS OF RECORD:	135	0	0	1,651	0	0	2
GRAND TOTAL:	135	0	0	1,651	0	0	2
FULTON							
FULTON CIRCUIT COURT	56	0	40	0	0	0	17
FULTON COUNTY COURT	8	64	28	46	0	69	0
TOTAL-COURTS OF RECORD:	64	64	68	46	0	69	17
GRAND TOTAL:	64	64	68	46	0	69	17
GIBSON							
GIBSON CIRCUIT COURT	157	0	0	0	0	0	58
GIBSON SUPERIOR COURT	120	0	0	0	0	0	0
GIBSON SUPERIOR COURT CCF	120	175	0	200	0	512	0
TOTAL-COURTS OF RECORD:	397	175	0	200	0	512	58
GRAND TOTAL:	397	175	0	200	0	512	58
GRANT							
GRANT CIRCUIT COURT	39	0	9	0	0	0	0

- - - CIVIL - - -

PLE	SCL	RCL	DIS	RDS	P/A	GUA	OTH	TOT
144	0	11	110	3	54	18	0	427
32	1,250	133	0	0	0	0	16	1,795
62	426	352	0	0	0	0	0	1,859
3,171	1,676	1,147	1,317	762	1,177	892	50	12,900
971	0	0	0	0	0	0	0	5,670
1	0	0	0	0	0	0	45	1,581
0	0	0	0	0	0	0	0	16
972	0	0	0	0	0	0	45	7,267
4,143	1,676	1,147	1,317	762	1,177	892	95	20,167
340	0	152	160	22	279	147	0	1,217
0	62	178	0	0	0	0	0	499
340	62	330	160	22	279	147	0	1,716
340	62	330	160	22	279	147	0	1,716
1,668	0	21	1,189	85	546	312	14	4,266
168	0	14	235	145	58	31	3	750
467	471	0	0	0	0	0	0	8,010
2,303	471	35	1,424	230	604	343	17	13,026
2,303	471	35	1,424	230	604	343	17	13,026
98	0	4	29	13	159	89	4	500
0	30	18	0	0	0	0	0	95
98	30	22	29	13	159	89	4	595
0	0	0	0	0	0	0	21	386
0	0	0	0	0	0	0	21	386
98	30	22	29	13	159	89	25	981
241	0	0	38	0	104	276	0	796
0	118	0	0	0	0	0	0	1,769
241	118	0	38	0	104	276	0	2,565
241	118	0	38	0	104	276	0	2,565
96	0	80	96	31	214	83	14	727
0	58	68	0	0	0	0	0	341
96	58	148	96	31	214	83	14	1,068
96	58	148	96	31	214	83	14	1,068
879	0	37	380	1	838	226	0	2,576
27	0	2	3	0	0	0	0	152
30	200	0	0	0	0	0	0	1,237
936	200	39	383	1	838	226	0	3,965
936	200	39	383	1	838	226	0	3,965
151	0	44	169	48	534	390	0	1,384

- - - CRIMINAL - - -

	CFL	CMS	RCR	TMS	LOV	INF	JUV
GRANT							
GRANT SUPERIOR COURT 1	32	3	1	0	0	0	0
GRANT SUPERIOR COURT 2	51	4	11	0	0	0	543
GRANT COUNTY COURT	95	118	0	74	0	238	0
TOTAL-COURTS OF RECORD:	217	125	21	74	0	238	543
GAS CITY COURT	0	88	0	214	2	0	0
MARION CITY COURT	0	106	0	209	74	43	0
TOTAL-CITY AND TOWN:	0	194	0	423	76	43	0
GRAND TOTAL:	217	319	21	497	76	281	543
GREENE							
GREENE CIRCUIT COURT	36	0	11	0	0	0	52
GREENE COUNTY COURT	28	22	1	43	0	24	0
TOTAL-COURTS OF RECORD:	64	22	12	43	0	24	52
GRAND TOTAL:	64	22	12	43	0	24	52
HAMILTON							
HAMILTON CIRCUIT COURT	12	3	65	0	0	0	263
HAMILTON SUPERIOR COURT 1	76	0	26	0	0	0	1
HAMILTON SUPERIOR COURT 2	34	0	20	0	0	0	4
HAMILTON COUNTY COURT	860	748	69	1,219	73	1,085	0
TOTAL-COURTS OF RECORD:	982	751	180	1,219	73	1,085	268
CARMEL CITY COURT	0	12	0	12	62	130	0
NOBLESVILLE CITY COURT	0	81	0	230	1,421	50	0
TOTAL-CITY AND TOWN:	0	93	0	242	1,483	180	0
GRAND TOTAL:	982	844	180	1,461	1,556	1,265	268
HANCOCK							
HANCOCK CIRCUIT COURT	20	0	0	0	0	0	95
HANCOCK SUPERIOR COURT	39	0	17	0	0	0	30
HANCOCK COUNTY COURT	388	1,052	0	2,130	0	1,554	0
TOTAL-COURTS OF RECORD:	447	1,052	17	2,130	0	1,554	125
GRAND TOTAL:	447	1,052	17	2,130	0	1,554	125
HARRISON							
HARRISON CIRCUIT COURT	80	16	32	0	0	0	92
HARRISON COUNTY COURT	71	490	16	345	0	155	0
TOTAL-COURTS OF RECORD:	151	506	48	345	0	155	92
GRAND TOTAL:	151	506	48	345	0	155	92
HENDRICKS							
HENDRICKS CIRCUIT COURT	13	0	6	0	0	0	201
HENDRICKS SUPERIOR COURT 1	92	0	19	0	0	0	0
HENDRICKS SUPERIOR COURT 2	255	0	0	0	0	0	0
HENDRICKS SUPERIOR COURT 2 CCF	0	301	154	303	0	568	0
TOTAL-COURTS OF RECORD:	360	301	179	303	0	568	201
GRAND TOTAL:	360	301	179	303	0	568	201
HENRY							
HENRY CIRCUIT COURT	121	0	0	0	0	0	130
HENRY SUPERIOR COURT	130	0	38	0	0	0	288
HENRY COUNTY COURT	78	131	6	93	0	16	0
TOTAL-COURTS OF RECORD:	329	131	44	93	0	16	418

- - - CIVIL - - -

PLE	SCL	RCL	DIS	RDS	P/A	GUA	OTH	TOT
113	0	16	67	89	0	3	22	346
123	0	16	160	99	102	171	13	1,293
107	639	345	0	0	0	0	0	1,616
494	639	421	396	236	636	564	35	4,639
0	0	0	0	0	0	0	0	304
0	0	0	0	0	0	0	22	454
0	0	0	0	0	0	0	22	758
494	639	421	396	236	636	564	57	5,397
193	0	25	65	50	135	169	4	740
9	125	66	0	0	0	0	0	318
202	125	91	65	50	135	169	4	1,058
202	125	91	65	50	135	169	4	1,058
795	0	321	284	75	424	278	102	2,622
327	0	175	136	78	174	182	18	1,193
416	0	131	141	86	48	72	6	958
526	1,890	1,684	0	0	0	0	0	8,154
2,064	1,890	2,311	561	239	646	532	126	12,927
0	0	0	0	0	0	0	0	216
0	0	0	0	0	0	0	0	1,782
0	0	0	0	0	0	0	0	1,998
2,064	1,890	2,311	561	239	646	532	126	14,925
489	0	35	126	92	85	133	0	1,075
258	0	45	114	88	126	121	0	838
70	519	467	0	0	0	0	0	6,180
817	519	547	240	180	211	254	0	8,093
817	519	547	240	180	211	254	0	8,093
236	0	78	128	78	207	138	107	1,192
51	154	123	0	0	0	0	0	1,405
287	154	201	128	78	207	138	107	2,597
287	154	201	128	78	207	138	107	2,597
96	0	16	93	51	0	0	0	476
273	0	59	290	46	317	363	21	1,480
216	0	199	15	19	0	0	0	704
0	432	176	0	0	0	0	1	1,935
585	432	450	398	116	317	363	22	4,595
585	432	450	398	116	317	363	22	4,595
699	0	137	188	93	191	152	76	1,787
265	0	98	245	74	144	125	24	1,431
10	236	422	0	0	0	0	0	992
974	236	657	433	167	335	277	100	4,210

- - - CRIMINAL - - -

	CFL	CMS	RGR	TMS	LOV	INF	JUV
KNIGHTSTOWN TOWN COURT	0	8	0	16	0	75	0
TOTAL-CITY AND TOWN:	0	8	0	16	0	75	0
GRAND TOTAL:	329	139	44	109	0	91	418
HOWARD							
HOWARD CIRCUIT COURT	65	0	1	0	0	0	289
HOWARD SUPERIOR COURT 1	43	18	1	0	0	0	0
HOWARD SUPERIOR COURT 2	163	0	21	0	0	0	0
HOWARD COUNTY COURT	0	623	266	212	0	1,459	0
TOTAL-COURTS OF RECORD:	271	641	289	212	0	1,459	289
GRAND TOTAL:	271	641	289	212	0	1,459	289
HUNTINGTON							
HUNTINGTON CIRCUIT COURT	6	0	1	0	0	0	38
HUNTINGTON COUNTY COURT	44	145	9	116	0	113	0
TOTAL-COURTS OF RECORD:	50	145	10	116	0	113	38
ROANOKE TOWN COURT	0	0	0	0	0	307	0
TOTAL-CITY AND TOWN:	0	0	0	0	0	307	0
GRAND TOTAL:	50	145	10	116	0	420	38
JACKSON							
JACKSON CIRCUIT COURT	184	0	7	0	0	0	149
JACKSON COUNTY COURT	0	279	175	190	3	715	0
TOTAL-COURTS OF RECORD:	184	279	182	190	3	715	149
GRAND TOTAL:	184	279	182	190	3	715	149
JASPER							
JASPER CIRCUIT COURT	67	0	9	0	0	0	261
JASPER SUPERIOR COURT	95	0	110	0	0	0	0
JASPER SUPERIOR COURT CCF	0	1,516	45	368	0	1,690	0
TOTAL-COURTS OF RECORD:	162	1,516	164	368	0	1,690	261
DEMOTTE TOWN COURT	0	3	0	5	0	75	0
WHEATFIELD TOWN COURT	0	1	0	0	0	0	0
TOTAL-CITY AND TOWN:	0	4	0	5	0	75	0
GRAND TOTAL:	162	1,520	164	373	0	1,765	261
JAY							
JAY CIRCUIT COURT	4	0	17	0	0	0	102
JAY COUNTY COURT	9	68	8	92	0	2	0
TOTAL-COURTS OF RECORD:	13	68	25	92	0	2	102
DUNKIRK CITY COURT	0	0	0	0	0	8	0
PORTLAND CITY COURT	0	11	0	0	0	85	0
TOTAL-CITY AND TOWN:	0	11	0	0	0	93	0
GRAND TOTAL:	13	79	25	92	0	95	102
JEFFERSON							
JEFFERSON CIRCUIT COURT	73	0	0	0	0	0	9
JEFFERSON COUNTY COURT	48	132	0	34	0	57	0
TOTAL-COURTS OF RECORD:	121	132	0	34	0	57	9
GRAND TOTAL:	121	132	0	34	0	57	9
JENNINGS							
JENNINGS CIRCUIT COURT	77	20	4	0	0	0	124
JENNINGS CIRCUIT COURT CCF	0	0	0	0	0	0	0

- - - CIVIL - - -

PLE	SCL	RCL	DIS	RDS	P/A	GUA	OTH	TOT
0	0	0	0	0	0	0	0	99
0	0	0	0	0	0	0	0	99
974	236	657	433	167	335	277	100	4,309
539	0	372	348	2,230	855	192	443	5,334
271	0	82	117	268	122	152	63	1,137
471	0	565	378	851	147	103	82	2,781
42	811	1,112	0	0	0	0	0	4,525
1,323	811	2,131	843	3,349	1,124	447	588	13,777
1,323	811	2,131	843	3,349	1,124	447	588	13,777
465	0	38	508	36	381	322	198	1,993
9	258	21	0	0	0	0	1	716
474	258	59	508	36	381	322	199	2,709
0	0	0	0	0	0	0	0	307
0	0	0	0	0	0	0	0	307
474	258	59	508	36	381	322	199	3,016
515	0	94	125	33	193	217	0	1,517
34	134	129	0	0	0	0	0	1,659
549	134	223	125	33	193	217	0	3,176
549	134	223	125	33	193	217	0	3,176
1,330	0	118	235	92	609	270	1	2,992
1,288	0	1,051	122	51	30	12	0	2,759
0	219	1,173	0	0	0	0	0	5,011
2,618	219	2,342	357	143	639	282	1	10,762
0	0	0	0	0	0	0	0	83
0	0	0	0	0	0	0	0	1
0	0	0	0	0	0	0	0	84
2,618	219	2,342	357	143	639	282	1	10,846
92	0	205	56	158	85	111	0	830
5	102	143	0	0	0	0	0	429
97	102	348	56	158	85	111	0	1,259
2	0	0	0	0	0	0	0	10
0	0	0	0	0	0	0	0	96
2	0	0	0	0	0	0	0	106
99	102	348	56	158	85	111	0	1,365
32	0	9	172	73	369	384	9	1,130
20	110	112	0	0	0	0	0	513
52	110	121	172	73	369	384	9	1,643
52	110	121	172	73	369	384	9	1,643
219	0	86	152	56	201	281	0	1,220
0	311	189	0	0	0	0	0	500

- - - CRIMINAL - - -

	CFL	CMS	RGR	TMS	LOV	INF	JUV
JENNINGS							
TOTAL-COURTS OF RECORD:	77	20	4	0	0	0	124
NORTH VERNON CITY COURT	0	1	0	2	0	0	0
TOTAL-CITY AND TOWN:	0	1	0	2	0	0	0
GRAND TOTAL:	77	21	4	2	0	0	124
JOHNSON							
JOHNSON CIRCUIT COURT	75	0	1	0	0	0	38
JOHNSON SUPERIOR COURT 1	78	8	42	0	0	0	1
JOHNSON SUPERIOR COURT 2	97	0	0	0	0	0	8
JOHNSON SUPERIOR COURT 2 CCF	0	308	0	0	0	14	0
TOTAL-COURTS OF RECORD:	250	316	43	0	0	14	47
FRANKLIN CITY COURT	0	181	0	264	0	1,014	0
GREENWOOD CITY COURT	0	40	0	190	0	334	0
NEW WHITELAND TOWN COURT	0	0	0	0	0	0	0
TOTAL-CITY AND TOWN:	0	221	0	454	0	1,348	0
GRAND TOTAL:	250	537	43	454	0	1,362	47
KNOX							
KNOX CIRCUIT COURT	100	0	0	0	0	0	0
KNOX SUPERIOR COURT	112	0	43	0	0	0	498
KNOX COUNTY COURT	268	209	5	251	0	54	0
TOTAL-COURTS OF RECORD:	480	209	48	251	0	54	498
BICKNELL CITY COURT	0	31	0	42	2	32	0
TOTAL-CITY AND TOWN:	0	31	0	42	2	32	0
GRAND TOTAL:	480	240	48	293	2	86	498
KOSCIUSKO							
KOSCIUSKO CIRCUIT COURT	90	0	3	0	0	0	0
KOSCIUSKO SUPERIOR COURT	5	0	12	0	0	0	24
KOSCIUSKO COUNTY COURT	11	1,145	0	1,788	0	789	0
TOTAL-COURTS OF RECORD:	106	1,145	15	1,788	0	789	24
GRAND TOTAL:	106	1,145	15	1,788	0	789	24
LAGRANGE							
LAGRANGE CIRCUIT COURT	93	4	15	0	0	0	103
LAGRANGE COUNTY COURT	132	139	0	147	0	204	0
TOTAL-COURTS OF RECORD:	225	143	15	147	0	204	103
GRAND TOTAL:	225	143	15	147	0	204	103
LAKE							
LAKE CIRCUIT COURT	0	0	0	0	0	0	0
LAKE SUPERIOR COURT, CIV. 1	0	0	0	0	0	0	0
LAKE SUPERIOR COURT, CIV. 2	0	0	0	0	0	0	0
LAKE SUPERIOR COURT, CIV. 3	0	0	0	0	0	0	0
LAKE SUPERIOR COURT, CIV. 4	0	0	0	0	0	0	0
LAKE SUPERIOR COURT, CIV. 5	1	0	0	0	0	0	0
LAKE SUPERIOR COURT, JUV. DIV.	0	0	0	0	0	0	1,925
LAKE SUPERIOR COURT, CRIM. 1	214	0	2	0	0	0	0
LAKE SUPERIOR COURT, CRIM. 2	151	1	1	0	0	0	0
LAKE SUPERIOR COURT, CRIM. 3	259	1	54	0	0	0	0
LAKE SUPERIOR COURT, CRIM. 4	449	0	26	0	0	0	1
LAKE COUNTY COURT 1	289	1,131	70	1,006	106	12,548	0

- - - CIVIL - - -

PLE	SCL	RCL	DIS	RDS	P/A	GUA	OTH	TOT
219	311	275	152	56	201	281	0	1,720
2	0	0	0	0	0	0	0	5
2	0	0	0	0	0	0	0	5
221	311	275	152	56	201	281	0	1,725
1,898	0	4	550	7	366	179	3	3,121
108	0	28	70	92	341	119	0	887
114	0	7	173	8	34	0	0	441
15	521	755	0	0	0	0	0	1,613
2,135	521	794	793	107	741	298	3	6,062
0	0	0	0	0	0	0	0	1,459
0	0	0	0	0	0	0	0	564
0	0	0	0	0	0	0	0	0
0	0	0	0	0	0	0	0	2,023
2,135	521	794	793	107	741	298	3	8,085
774	0	56	199	0	715	387	21	2,252
431	0	82	345	124	0	0	16	1,651
44	245	1,206	0	0	0	0	0	2,282
1,249	245	1,344	544	124	715	387	37	6,185
0	0	0	0	0	0	0	0	107
0	0	0	0	0	0	0	0	107
1,249	245	1,344	544	124	715	387	37	6,292
247	0	28	158	141	188	78	28	961
37	0	213	123	61	214	139	0	828
53	264	348	0	0	0	0	0	4,398
337	264	589	281	202	402	217	28	6,187
337	264	589	281	202	402	217	28	6,187
264	0	7	177	184	222	117	45	1,231
24	156	41	0	0	0	0	0	843
288	156	48	177	184	222	117	45	2,074
288	156	48	177	184	222	117	45	2,074
6,439	0	8,260	298	943	872	452	278	17,542
4,062	0	60	38	159	947	113	3	5,382
377	0	1,423	468	381	1,693	1,570	23	5,935
429	0	1,931	1,041	505	1,020	1,774	0	6,700
507	0	1,918	193	806	3	0	134	3,561
1,737	0	2,803	251	72	62	1	0	4,927
0	0	0	0	0	0	0	221	2,146
0	0	0	0	0	0	0	25	241
7	0	0	0	0	0	0	0	160
0	0	0	0	0	0	0	11	325
3	0	1	2	0	2	0	0	484
159	1,071	2,094	0	0	0	0	37	18,511

- - - CRIMINAL - - -

	CFL	CMS	RCR	TMS	LOV	INF	JUV
LAKE							
LAKE COUNTY COURT 2	173	435	0	1,415	78	7,845	0
LAKE COUNTY COURT 3	380	884	509	1,464	137	4,096	0
TOTAL-COURTS OF RECORD:	1,916	2,452	662	3,885	321	24,489	1,926
CROWN POINT CITY COURT	0	76	0	108	113	25	0
EAST CHICAGO CITY COURT	0	812	0	588	653	0	0
GARY CITY COURT	0	537	0	3,039	822	0	0
HAMMOND CITY COURT	0	870	8	608	2,738	0	0
HOBART CITY COURT	0	347	0	58	7	234	0
LAKE STATION CITY COURT	0	285	0	40	23	522	0
WHITTING CITY COURT	0	11	0	8	0	13	0
TOTAL-CITY AND TOWN:	0	2,938	8	4,449	4,356	794	0
GRAND TOTAL:	1,916	5,390	670	8,334	4,677	25,283	1,926
LAPORTE							
LAPORTE CIRCUIT COURT	190	0	19	0	0	0	85
LAPORTE SUPERIOR COURT 1	149	0	7	0	0	0	0
LAPORTE SUPERIOR COURT 2	52	0	2	0	0	0	768
LAPORTE SUPERIOR COURT 3	59	0	0	0	0	0	0
LAPORTE SUPERIOR COURT 3 CCF	0	153	63	243	0	424	0
LAPORTE SUPERIOR COURT 4 CCF	688	894	26	1,248	296	3,521	0
TOTAL-COURTS OF RECORD:	1,138	1,047	117	1,491	296	3,945	853
GRAND TOTAL:	1,138	1,047	117	1,491	296	3,945	853
LAWRENCE							
LAWRENCE CIRCUIT COURT	14	0	0	0	0	0	170
LAWRENCE SUPERIOR COURT	9	0	13	0	0	0	0
LAWRENCE COUNTY COURT	80	192	63	55	0	201	0
TOTAL-COURTS OF RECORD:	103	192	76	55	0	201	170
GRAND TOTAL:	103	192	76	55	0	201	170
MADISON							
MADISON CIRCUIT COURT	238	0	0	0	0	0	0
MADISON SUPERIOR COURT 1	135	0	0	0	0	0	0
MADISON SUPERIOR COURT 2	0	0	0	0	0	0	3,167
MADISON SUPERIOR COURT 3	140	0	34	0	0	0	0
MADISON COUNTY COURT 1	114	16	37	11	64	5	0
MADISON COUNTY COURT 2	118	43	20	20	36	9	0
TOTAL-COURTS OF RECORD:	745	59	91	31	100	14	3,167
ALEXANDRIA CITY COURT	0	8	0	13	2	0	0
ANDERSON CITY COURT	0	2,065	7	405	1,688	1,965	0
ELWOOD CITY COURT	0	16	0	20	0	208	0
EDGEWOOD TOWN COURT	0	50	0	170	0	36	0
TOTAL-CITY AND TOWN:	0	2,139	7	608	1,690	2,209	0
GRAND TOTAL:	745	2,198	98	639	1,790	2,223	3,167
MARION							
MARION CIRCUIT COURT	0	0	0	0	0	0	439
MARION SUPERIOR COURT, CIV. 1	0	0	0	0	0	0	0
MARION SUPERIOR COURT, CIV. 2	0	0	0	0	0	0	0
MARION SUPERIOR COURT, CIV. 3	0	0	0	0	0	0	0
MARION SUPERIOR COURT, CIV. 4	0	0	0	0	0	0	0
MARION SUPERIOR COURT, CIV. 5	0	0	0	0	0	0	0

- - - CIVIL - - -

PLE	SCL	RCL	DIS	RDS	P/A	GUA	OTH	TOT
120	786	133	0	0	0	0	4	10,989
417	1,094	6,381	0	0	0	0	0	15,362
14,257	2,951	25,004	2,291	2,866	4,599	3,910	736	92,265
66	0	0	0	0	0	0	0	388
1,105	0	974	0	0	0	0	0	4,132
5,499	0	0	0	0	0	0	0	9,897
1,655	0	0	0	0	0	0	0	5,879
0	0	0	0	0	0	0	12	658
0	0	0	0	0	0	0	0	870
0	0	0	0	0	0	0	0	32
8,325	0	974	0	0	0	0	12	21,856
22,582	2,951	25,978	2,291	2,866	4,599	3,910	748	114,121
654	0	216	456	0	285	75	42	2,022
1,963	0	1,489	103	1,362	1,055	607	0	6,735
1,096	0	290	331	214	60	161	5	2,979
245	0	0	0	0	0	0	0	304
0	872	112	0	0	0	0	1	1,868
361	1,162	2,217	0	0	0	0	169	10,582
4,319	2,034	4,324	890	1,576	1,400	843	217	24,490
4,319	2,034	4,324	890	1,576	1,400	843	217	24,490
148	0	53	125	93	302	269	0	1,174
15	0	412	256	594	0	0	0	1,299
48	336	314	0	0	0	0	26	1,315
211	336	779	381	687	302	269	26	3,788
211	336	779	381	687	302	269	26	3,788
625	0	461	457	343	409	376	95	3,004
840	0	50	173	21	515	876	15	2,625
263	0	482	975	523	0	0	9	5,419
500	0	300	141	257	89	79	0	1,540
71	484	2,127	0	0	0	0	0	2,929
66	348	2,001	0	0	0	0	0	2,661
2,365	832	5,421	1,746	1,144	1,013	1,331	119	18,178
0	0	0	0	0	0	0	0	23
0	0	0	0	0	0	0	0	6,130
0	0	0	0	0	0	0	0	244
0	0	0	0	0	0	0	0	256
0	0	0	0	0	0	0	0	6,653
2,365	832	5,421	1,746	1,144	1,013	1,331	119	24,831
753	0	9	89	312	0	0	1,058	2,660
572	0	19	420	119	0	0	0	1,130
716	0	9	617	17	0	0	0	1,359
372	0	0	283	0	0	0	0	655
447	0	68	246	314	0	0	0	1,075
625	0	0	185	233	0	0	0	1,043

- - - CRIMINAL - - -

	CFL	CMS	RCR	TMS	LOV	INF	JUV
MARION							
MARION SUPERIOR COURT, CIV. 6	0	0	0	0	0	0	0
MARION SUPERIOR COURT, CIV. 7	0	0	0	0	0	0	0
MARION SUPERIOR COURT, JUV.DIV	21	0	0	0	0	0	2,396
MARION SUPERIOR COURT, PROB.	0	0	0	0	0	0	0
MARION SUPERIOR COURT, CRIM. 1	112	0	79	0	0	0	0
MARION SUPERIOR COURT, CRIM. 2	50	0	0	0	0	0	0
MARION SUPERIOR COURT, CRIM. 3	200	0	195	0	0	0	0
MARION SUPERIOR COURT, CRIM. 4	212	0	63	0	0	0	0
MARION SUPERIOR COURT, CRIM. 5	199	14	0	0	0	0	0
MARION SUPERIOR COURT, CRIM. 6	84	0	0	0	0	0	0
MARION MUNICIPAL COURT 1	0	0	0	0	0	0	0
MARION MUNICIPAL COURT 2	0	0	0	0	0	0	0
MARION MUNICIPAL COURT 3	3	205	0	5	0	0	0
MARION MUNICIPAL COURT 4	347	3,777	0	3,410	82	0	0
MARION MUNICIPAL COURT 5	434	2,795	0	4,185	231	170	0
MARION MUNICIPAL COURT 6	1,374	618	0	510	13	0	0
MARION MUNICIPAL COURT 7	0	0	0	0	0	0	0
MARION MUNICIPAL COURT 8	0	0	0	0	0	0	0
MARION MUNICIPAL COURT 9	189	2,844	0	2,798	97	0	0
MARION MUNICIPAL COURT 10	495	3,544	0	5,176	250	4	0
MARION MUNICIPAL COURT 12	0	0	0	0	273	0	0
MARION MUNICIPAL COURT 13	61	1,092	0	6,793	3,474	527	0
MARION MUNICIPAL COURT 14	26	1,034	0	3,706	217	31	0
MARION MUNICIPAL COURT 15	1,167	629	0	517	16	0	0
MARION MUNICIPAL COURT 16	0	8	0	0	9,947	20,861	0
MARION MUN. 17-EFF. 11/10/86	0	0	0	0	0	0	0
TOTAL-COURTS OF RECORD:	4,974	16,560	337	27,100	14,600	21,593	2,835
CENTER TOWNSHIP	0	0	0	0	0	0	0
DECATUR TOWNSHIP DIVISION	0	0	0	0	0	0	0
LAWRENCE TOWNSHIP DIVISION	0	0	0	0	0	0	0
PERRY TOWNSHIP DIVISION	0	0	0	0	0	0	0
PIKE TOWNSHIP DIVISION	0	0	0	0	0	0	0
WARREN TOWNSHIP DIVISION	0	0	0	0	0	0	0
WASHINGTON TOWNSHIP DIVISION	0	0	0	0	0	0	0
WAYNE TOWNSHIP DIVISION	0	0	0	0	0	0	0
TOTAL-SMALL CLAIMS:	0	0	0	0	0	0	0
GRAND TOTAL:	4,974	16,560	337	27,100	14,600	21,593	2,835
MARSHALL							
MARSHALL CIRCUIT COURT	33	0	26	0	0	0	91
MARSHALL SUPERIOR COURT	40	0	26	0	0	0	0
MARSHALL COUNTY COURT	17	62	268	101	0	66	0
TOTAL-COURTS OF RECORD:	90	62	320	101	0	66	91
PLYMOUTH CITY COURT	0	1	0	0	0	0	0
ARGOS TOWN COURT	0	1	0	0	0	66	0
TOTAL-CITY AND TOWN:	0	2	0	0	0	66	0
GRAND TOTAL:	90	64	320	101	0	132	91
MARTIN							
MARTIN CIRCUIT COURT	62	11	6	0	0	0	59
MARTIN CIRCUIT COURT CCF	0	0	0	87	0	202	0
TOTAL-COURTS OF RECORD:	62	11	6	87	0	202	59

- - - CIVIL - - -

PLE	SCL	RCL	DIS	RDS	P/A	GUA	OTH	TOT
340	0	23	388	117	0	0	0	868
296	0	98	162	149	0	0	2	707
0	0	0	0	0	0	0	2,918	5,335
602	0	0	0	0	2,865	2,345	93	5,905
0	0	0	0	0	0	0	0	191
0	0	0	0	0	0	0	0	50
0	0	0	0	0	0	0	0	395
0	0	0	0	0	0	0	0	275
0	0	0	0	0	0	0	0	213
0	0	0	0	0	0	0	0	84
490	0	584	0	0	0	0	0	1,074
465	0	278	0	0	0	0	0	743
0	0	0	0	0	0	0	0	213
0	0	0	0	0	0	0	0	7,616
0	0	0	0	0	0	0	0	7,815
0	0	0	0	0	0	0	0	2,515
734	0	3,423	0	0	0	0	0	4,157
1,024	0	2,161	0	0	0	0	0	3,185
0	0	0	0	0	0	0	0	5,928
0	0	0	0	0	0	0	0	9,469
480	0	0	0	0	0	0	0	753
0	0	0	0	0	0	0	0	11,947
0	0	0	0	0	0	0	0	5,014
0	0	0	0	0	0	0	0	2,329
0	0	0	0	0	0	0	0	30,816
0	0	0	0	0	0	0	0	0
7,916	0	6,672	2,390	1,261	2,865	2,345	4,071	115,519
1,258	0	401	0	0	0	0	28	1,687
599	0	523	0	0	0	0	9	1,131
6,488	0	0	0	0	0	0	0	6,488
790	0	0	0	0	0	0	0	790
3,324	0	6,411	0	0	0	0	0	9,735
382	0	558	0	0	0	0	0	940
313	0	0	0	0	0	0	0	313
512	0	0	0	0	0	0	0	512
13,666	0	7,893	0	0	0	0	37	21,596
21,582	0	14,565	2,390	1,261	2,865	2,345	4,108	137,115
276	0	18	98	133	195	110	6	986
129	0	118	131	333	42	37	12	868
20	430	281	0	0	0	0	0	1,245
425	430	417	229	466	237	147	18	3,099
0	0	0	0	0	0	0	0	1
0	0	0	0	0	0	0	0	67
0	0	0	0	0	0	0	0	68
425	430	417	229	466	237	147	18	3,167
58	0	15	40	15	43	63	0	372
0	44	6	0	0	0	0	0	339
58	44	21	40	15	43	63	0	711

- - - CRIMINAL - - -

	CFL	CMS	RCR	TMS	LOV	INF	JUV
LOOGCOOTEE CITY COURT	0	0	0	0	0	0	0
TOTAL-CITY AND TOWN:	0	0	0	0	0	0	0
GRAND TOTAL:	62	11	6	87	0	202	59
MIAMI							
MIAMI CIRCUIT COURT	46	77	35	0	0	0	69
MIAMI SUPERIOR COURT	41	0	11	0	0	0	72
MIAMI SUPERIOR COURT CCF	0	10	12	110	0	262	0
TOTAL-COURTS OF RECORD:	87	87	58	110	0	262	141
PERU CITY COURT	0	29	0	27	0	0	0
BUNKER HILL TOWN COURT	0	0	0	154	13	0	0
TOTAL-CITY AND TOWN:	0	29	0	181	13	0	0
GRAND TOTAL:	87	116	58	291	13	262	141
MONROE							
MONROE CIRCUIT COURT	84	0	70	0	0	0	159
MONROE SUPERIOR COURT 1	96	0	34	0	0	0	0
MONROE SUPERIOR COURT 1 CCF	0	0	0	0	0	0	0
MONROE SUPERIOR COURT 2	141	0	29	0	0	0	0
MONROE SUPERIOR COURT 2 CCF	0	0	0	0	0	0	0
MONROE SUPERIOR COURT 3	69	0	24	0	0	0	0
MONROE SUPERIOR COURT 3 CCF	0	0	0	0	0	0	0
MONROE SUPERIOR COURT 4	0	0	0	0	0	0	0
MONROE SUPERIOR COURT 4 CCF	0	738	491	849	311	0	0
TOTAL-COURTS OF RECORD:	390	738	648	849	311	0	159
GRAND TOTAL:	390	738	648	849	311	0	159
MONTGOMERY							
MONTGOMERY CIRCUIT COURT	19	0	5	0	0	0	3
MONTGOMERY COUNTY COURT	26	180	19	36	0	51	0
TOTAL-COURTS OF RECORD:	45	180	24	36	0	51	3
CRAWFORDSVILLE CITY COURT	0	50	0	18	7	51	0
TOTAL-CITY AND TOWN:	0	50	0	18	7	51	0
GRAND TOTAL:	45	230	24	54	7	102	3
MORGAN							
MORGAN CIRCUIT COURT	76	1	6	0	0	0	67
MORGAN SUPERIOR COURT	77	6	52	0	0	0	0
MORGAN COUNTY COURT	64	80	48	119	0	15	0
TOTAL-COURTS OF RECORD:	217	87	106	119	0	15	67
MARTINSVILLE CITY COURT	0	27	0	275	0	0	0
MOORESVILLE TOWN COURT	0	0	0	0	0	18	0
TOTAL-CITY AND TOWN:	0	27	0	275	0	18	0
GRAND TOTAL:	217	114	106	394	0	33	67
NEWTON							
NEWTON CIRCUIT COURT	0	8	0	0	0	0	107
NEWTON SUPERIOR COURT	109	0	0	0	0	0	0
NEWTON SUPERIOR COURT CCF	0	93	1	0	924	0	0
TOTAL-COURTS OF RECORD:	109	101	1	0	924	0	107
GRAND TOTAL:	109	101	1	0	924	0	107
NOBLE							
NOBLE CIRCUIT COURT	19	0	23	0	0	0	91

- - - CIVIL - - -

PLE	SCL	RCL	DIS	RDS	P/A	GUA	OTH	TOT
0	0	0	0	0	0	0	0	0
0	0	0	0	0	0	0	0	0
58	44	21	40	15	43	63	0	711
174	0	127	46	22	189	142	26	953
98	0	42	100	13	133	142	0	652
0	60	127	0	0	0	0	0	581
272	60	296	146	35	322	284	26	2,186
0	0	0	0	0	0	0	0	56
0	0	0	0	0	0	0	0	167
0	0	0	0	0	0	0	0	223
272	60	296	146	35	322	284	26	2,409
145	0	72	61	26	396	299	4	1,316
132	0	31	121	59	0	0	0	473
0	204	238	0	0	0	0	0	442
120	0	27	97	66	0	0	0	480
0	142	168	0	0	0	0	0	310
93	0	26	93	20	0	0	0	325
0	102	204	0	0	0	0	0	306
0	0	0	0	0	0	0	0	0
0	0	0	0	0	0	0	0	2,389
490	448	766	372	171	396	299	4	6,041
490	448	766	372	171	396	299	4	6,041
582	0	19	179	75	278	119	0	1,279
9	104	64	0	0	0	0	2	491
591	104	83	179	75	278	119	2	1,770
7	0	0	0	0	0	0	0	133
7	0	0	0	0	0	0	0	133
598	104	83	179	75	278	119	2	1,903
175	0	76	26	32	204	311	18	992
177	0	52	231	175	234	111	5	1,120
7	411	85	0	0	0	0	0	829
359	411	213	257	207	438	422	23	2,941
0	0	0	0	0	0	0	0	302
0	0	0	0	0	0	0	21	39
0	0	0	0	0	0	0	21	341
359	411	213	257	207	438	422	44	3,282
45	0	13	0	0	191	279	1	644
338	0	0	113	13	3	6	0	582
0	1,001	39	0	0	0	0	28	2,086
383	1,001	52	113	13	194	285	29	3,312
383	1,001	52	113	13	194	285	29	3,312
289	0	35	142	177	212	204	93	1,285

- - - CRIMINAL - - -

	CFL	GMS	RCR	TMS	LOV	INF	JUV
NOBLE							
NOBLE SUPERIOR COURT	8	0	7	0	0	0	68
NOBLE COUNTY COURT	194	185	107	0	0	121	0
TOTAL-COURTS OF RECORD:	221	185	137	0	0	121	159
CROMWELL TOWN COURT	0	0	0	0	0	0	0
TOTAL-CITY AND TOWN:	0	0	0	0	0	0	0
GRAND TOTAL:	221	185	137	0	0	121	159
OHIO							
OHIO CIRCUIT COURT	1	0	7	0	0	0	121
OHIO SUPERIOR COURT	0	0	0	0	0	0	0
OHIO SUPERIOR COURT CCF	0	42	0	27	0	29	0
TOTAL-COURTS OF RECORD:	1	42	7	27	0	29	121
GRAND TOTAL:	1	42	7	27	0	29	121
ORANGE							
ORANGE CIRCUIT COURT	59	0	8	0	0	0	194
ORANGE COUNTY COURT	0	145	0	0	0	54	0
TOTAL-COURTS OF RECORD:	59	145	8	0	0	54	194
GRAND TOTAL:	59	145	8	0	0	54	194
OWEN							
OWEN CIRCUIT COURT	65	107	85	0	0	0	108
OWEN CIRCUIT COURT CCF	0	0	0	0	0	0	0
TOTAL-COURTS OF RECORD:	65	107	85	0	0	0	108
GRAND TOTAL:	65	107	85	0	0	0	108
PARKE							
PARKE CIRCUIT COURT	477	15	0	0	0	0	176
PARKE CIRCUIT COURT CCF	0	237	0	164	0	284	0
TOTAL-COURTS OF RECORD:	477	252	0	164	0	284	176
GRAND TOTAL:	477	252	0	164	0	284	176
PERRY							
PERRY CIRCUIT COURT	172	211	23	0	0	0	141
PERRY CIRCUIT COURT CCF	0	0	0	850	0	278	0
TOTAL-COURTS OF RECORD:	172	211	23	850	0	278	141
CANNELTON CITY COURT	0	7	12	16	0	0	0
TELL CITY CITY COURT	0	27	0	5	4	66	0
TOTAL-CITY AND TOWN:	0	34	12	21	4	66	0
GRAND TOTAL:	172	245	35	871	4	344	141
PIKE							
PIKE CIRCUIT COURT	31	0	0	0	0	0	76
PIKE CIRCUIT COURT CCF	12	4	44	25	0	35	0
TOTAL-COURTS OF RECORD:	43	4	44	25	0	35	76
TOTAL-CITY AND TOWN:	0	0	0	0	0	0	0
GRAND TOTAL:	43	4	44	25	0	35	76
PORTER							
PORTER CIR & SUP 1 AND 2	126	0	0	0	0	0	381
PORTER SUPERIOR COURT 3	0	0	0	0	0	0	0
PORTER SUPERIOR COURT 3 CCF	41	316	102	252	0	94	0

- - - CIVIL - - -

PLE	SCL	RCL	DIS	RDS	P/A	GUA	OTH	TOT
329	0	26	83	18	34	24	2	599
27	406	235	0	0	0	0	0	1,275
645	406	296	225	195	246	228	95	3,159
0	0	0	0	0	0	0	0	0
0	0	0	0	0	0	0	0	0
645	406	296	225	195	246	228	95	3,159
37	0	20	49	22	82	63	5	407
9	0	0	6	0	0	0	0	15
0	26	2	0	0	0	0	11	137
46	26	22	55	22	82	63	16	559
46	26	22	55	22	82	63	16	559
238	0	41	91	48	228	147	51	1,105
25	198	73	0	0	0	0	0	495
263	198	114	91	48	228	147	51	1,600
263	198	114	91	48	228	147	51	1,600
302	0	61	82	110	131	114	9	1,174
0	154	185	0	0	0	0	0	339
302	154	246	82	110	131	114	9	1,513
302	154	246	82	110	131	114	9	1,513
1,022	0	8	98	36	504	338	58	2,732
0	200	0	0	0	0	0	0	865
1,022	200	8	98	36	504	338	58	3,617
1,022	200	8	98	36	504	338	58	3,617
291	0	74	128	44	166	166	0	1,416
0	1,402	0	0	0	0	0	0	2,530
291	1,402	74	128	44	166	166	0	3,946
0	0	0	0	0	0	0	0	35
0	0	0	0	0	0	0	17	119
0	0	0	0	0	0	0	17	154
291	1,402	74	128	44	166	166	17	4,100
188	0	10	67	15	118	105	3	613
0	131	9	0	0	0	0	14	274
188	131	19	67	15	118	105	17	887
0	0	0	0	0	0	0	0	0
188	131	19	67	15	118	105	17	887
5,032	0	1,317	800	174	1,457	919	0	10,206
0	0	0	0	0	0	0	0	0
20	580	746	0	0	0	0	0	2,151

- - - CRIMINAL - - -

	CFL	CMS	RCR	TMS	LOV	INF	JUV
PORTER							
PORTER COUNTY COURT	29	61	0	451	0	2,939	0
TOTAL-COURTS OF RECORD:	196	377	102	703	0	3,033	381
CHESTERTON TOWN COURT	0	23	0	9	1	2	0
TOTAL-CITY AND TOWN:	0	23	0	9	1	2	0
GRAND TOTAL:	196	400	102	712	1	3,035	381
POSEY							
POSEY CIRCUIT COURT	159	0	26	0	0	0	171
POSEY COUNTY COURT	21	39	11	7	6	13	0
TOTAL-COURTS OF RECORD:	180	39	37	7	6	13	171
GRAND TOTAL:	180	39	37	7	6	13	171
PULASKI							
PULASKI CIRCUIT COURT	26	0	25	0	0	0	60
PULASKI COUNTY COURT	63	141	6	42	0	41	0
TOTAL-COURTS OF RECORD:	89	141	31	42	0	41	60
GRAND TOTAL:	89	141	31	42	0	41	60
PUTNAM							
PUTNAM CIRCUIT COURT	17	0	19	0	0	0	8
PUTNAM COUNTY COURT	29	3	4	0	0	103	0
TOTAL-COURTS OF RECORD:	46	3	23	0	0	103	8
GRAND TOTAL:	46	3	23	0	0	103	8
RANDOLPH							
RANDOLPH CIRCUIT COURT	18	2	9	0	0	0	129
RANDOLPH COUNTY COURT	25	21	5	0	0	3	0
TOTAL-COURTS OF RECORD:	43	23	14	0	0	3	129
WINCHESTER CITY COURT	0	194	0	406	5	13	0
UNION CITY COURT	0	34	0	4	1	3	0
TOTAL-CITY AND TOWN:	0	228	0	410	6	16	0
GRAND TOTAL:	43	251	14	410	6	19	129
RIPLEY							
RIPLEY CIRCUIT COURT	185	1	33	0	0	0	88
RIPLEY CIRCUIT COURT CCF	0	0	0	0	0	0	0
TOTAL-COURTS OF RECORD:	185	1	33	0	0	0	88
BATESVILLE CITY COURT	0	23	0	21	4	96	0
VERSAILLES CITY COURT	0	71	0	10	0	100	0
TOTAL-CITY AND TOWN:	0	94	0	31	4	196	0
GRAND TOTAL:	185	95	33	31	4	196	88
RUSH							
RUSH CIRCUIT COURT	120	0	10	0	0	0	58
RUSH COUNTY COURT	97	136	19	386	1	341	0
TOTAL-COURTS OF RECORD:	217	136	29	386	1	341	58
GRAND TOTAL:	217	136	29	386	1	341	58
ST. JOSEPH							
ST. JOSEPH CIRCUIT COURT	62	0	8	0	0	0	0
ST. JOSEPH SUPERIOR COURTS	679	0	229	0	0	0	0
ST. JOSEPH SUPERIOR COURTS CCF	0	13,545	0	6,830	0	0	0

- - - C R I M I N A L - - -

	CFL	CMS	RCR	TMS	LOV	INF	JUV
ST. JOSEPH							
TOTAL-COURTS OF RECORD:	741	13,545	237	6,830	0	0	0
WALKERTON TOWN COURT	0	12	0	3	0	13	0
TOTAL-CITY AND TOWN:	0	12	0	3	0	13	0
GRAND TOTAL:	741	13,557	237	6,833	0	13	0
SCOTT							
SCOTT CIRCUIT COURT	153	5	28	0	0	0	138
SCOTT COUNTY COURT	17	353	0	130	0	228	0
TOTAL-COURTS OF RECORD:	170	358	28	130	0	228	138
GRAND TOTAL:	170	358	28	130	0	228	138
SHELBY							
SHELBY CIRCUIT COURT	8	0	0	0	0	0	0
SHELBY SUPERIOR COURT	37	0	21	0	0	0	59
SHELBY COUNTY COURT	14	0	73	48	6	691	0
TOTAL-COURTS OF RECORD:	59	0	94	48	6	691	59
GRAND TOTAL:	59	0	94	48	6	691	59
SPENCER							
SPENCER CIRCUIT COURT	56	0	1	0	0	0	9
SPENCER CIRCUIT COURT CCF	0	57	0	46	0	159	0
TOTAL-COURTS OF RECORD:	56	57	1	46	0	159	9
ROCKPORT CITY COURT	0	0	0	0	0	0	0
TOTAL-CITY AND TOWN:	0	0	0	0	0	0	0
GRAND TOTAL:	56	57	1	46	0	159	9
STARKE							
STARKE CIRCUIT COURT	48	3	31	0	0	0	59
STARKE CIRCUIT COURT CCF	0	0	0	0	0	0	0
TOTAL-COURTS OF RECORD:	48	3	31	0	0	0	59
KNOX CITY COURT	0	0	33	0	0	78	0
TOTAL-CITY AND TOWN:	0	0	33	0	0	78	0
GRAND TOTAL:	48	3	64	0	0	78	59
STEUBEN							
STEUBEN CIRCUIT COURT	57	3	23	0	0	0	79
STEUBEN COUNTY COURT	76	811	63	372	0	344	0
TOTAL-COURTS OF RECORD:	133	814	86	372	0	344	79
FREMONT TOWN COURT	0	93	0	68	8	2,086	0
TOTAL-CITY AND TOWN:	0	93	0	68	8	2,086	0
GRAND TOTAL:	133	907	86	440	8	2,430	79
SULLIVAN							
SULLIVAN CIRCUIT COURT	27	0	1	0	0	0	107
SULLIVAN COUNTY COURT	1	10	3	69	0	2	0
TOTAL-COURTS OF RECORD:	28	10	4	69	0	2	107
GRAND TOTAL:	28	10	4	69	0	2	107
SWITZERLAND							
SWITZERLAND CIR & SUP	2	7	2	0	0	0	33
SWITZERLAND SUPERIOR COURT CCF	24	40	12	2	0	2	0
TOTAL-COURTS OF RECORD:	26	47	14	2	0	2	33

- - - CIVIL - - -

PLE	SCL	RCL	DIS	RDS	P/A	GUA	OTH	TOT
1,374	1,631	3,037	1,635	888	1,037	534	187	31,676
0	0	0	0	0	0	0	0	28
0	0	0	0	0	0	0	0	28
1,374	1,631	3,037	1,635	888	1,037	534	187	31,704
385	0	184	333	306	220	136	0	1,888
57	181	404	0	0	0	0	0	1,370
442	181	588	333	306	220	136	0	3,258
442	181	588	333	306	220	136	0	3,258
431	0	53	112	156	232	58	5	1,055
64	0	11	51	41	41	67	0	392
49	290	293	0	0	0	0	0	1,464
544	290	357	163	197	273	125	5	2,911
544	290	357	163	197	273	125	5	2,911
586	0	4	81	5	105	154	0	1,001
0	64	48	0	0	0	0	0	374
586	64	52	81	5	105	154	0	1,375
0	0	0	0	0	0	0	0	0
0	0	0	0	0	0	0	0	0
586	64	52	81	5	105	154	0	1,375
293	0	306	42	96	222	14	88	1,202
0	290	152	0	0	0	0	0	442
293	290	458	42	96	222	14	88	1,644
0	0	0	0	0	0	0	0	111
0	0	0	0	0	0	0	0	111
293	290	458	42	96	222	14	88	1,755
171	0	113	128	142	189	114	3	1,022
65	167	206	0	0	0	0	0	2,104
236	167	319	128	142	189	114	3	3,126
0	0	0	0	0	0	0	0	2,255
0	0	0	0	0	0	0	0	2,255
236	167	319	128	142	189	114	3	5,381
159	0	16	80	9	218	74	44	735
1	42	95	0	0	0	0	27	250
160	42	111	80	9	218	74	71	985
160	42	111	80	9	218	74	71	985
66	0	33	52	43	40	67	1	346
0	50	50	0	0	0	0	19	199
66	50	83	52	43	40	67	20	545

- - - CRIMINAL - - -

	CFL	CMS	RCR	TMS	LOV	INF	JUV
SWITZERLAND							
GRAND TOTAL:	26	47	14	2	0	2	33
TIPPECANOE							
TIPPECANOE CIRCUIT COURT	89	0	11	0	0	0	20
TIPPECANOE SUPERIOR COURT 1	169	0	15	0	0	0	0
TIPPECANOE SUPERIOR COURT 2	11	0	12	0	0	0	0
TIPPECANOE SUPERIOR COURT 3	0	0	0	0	0	0	0
TIPPECANOE COUNTY COURT 1	125	0	0	0	0	0	0
TIPPECANOE COUNTY COURT 2	116	161	0	413	0	1,084	0
TOTAL-COURTS OF RECORD:	510	161	38	413	0	1,084	20
WEST LAFAYETTE CITY COURT	0	15	0	0	7	33	0
TOTAL-CITY AND TOWN:	0	15	0	0	7	33	0
GRAND TOTAL:	510	176	38	413	7	1,117	20
TIPTON							
TIPTON CIRCUIT COURT	77	73	0	0	0	0	37
TIPTON CIRCUIT COURT CCF	0	0	0	0	0	0	0
TOTAL-COURTS OF RECORD:	77	73	0	0	0	0	37
TIPTON CITY COURT	0	479	6	274	7	159	0
SHARPSVILLE TOWN COURT	0	0	0	127	0	0	0
TOTAL-CITY AND TOWN:	0	479	6	401	7	159	0
GRAND TOTAL:	77	552	6	401	7	159	37
UNION							
UNION CIRCUIT COURT	81	32	33	0	0	0	4
UNION CIRCUIT COURT CCF	0	0	0	32	0	910	0
TOTAL-COURTS OF RECORD:	81	32	33	32	0	910	4
GRAND TOTAL:	81	32	33	32	0	910	4
VANDEBURGH							
VANDEBURGH CIRCUIT COURT	205	0	73	0	0	0	0
VANDEBURGH SUPERIOR COURT CCF	0	0	0	0	50	0	0
VANDEBURGH SUPERIOR COURTS	146	0	14	0	0	0	741
VANDEBURGH SUPERIOR CCURT CCF	0	390	0	0	0	7,591	0
TOTAL-COURTS OF RECORD:	351	390	87	0	50	7,591	741
GRAND TOTAL:	351	390	87	0	50	7,591	741
VERMILLION							
VERMILLION CIRCUIT COURT	93	70	0	0	0	0	85
VERMILLION CIRCUIT COURT CCF	0	0	0	87	0	32	0
TOTAL-COURTS OF RECORD:	93	70	0	87	0	32	85
CLINTON CITY COURT	0	2	0	4	2	40	0
TOTAL-CITY AND TOWN:	0	2	0	4	2	40	0
GRAND TOTAL:	93	72	0	91	2	72	85
VIGO							
VIGO CIRCUIT COURT	177	0	6	0	0	0	373
VIGO SUPERIOR COURT 1	71	0	12	0	0	0	0
VIGO SUPERIOR COURT 2	53	0	0	0	0	0	7
VIGO COUNTY COURT - DIV. 4	3	0	0	0	0	1	0
VIGO COUNTY COURT - DIV. 5	212	134	116	122	0	19	0
TOTAL-COURTS OF RECORD:	516	134	134	122	0	20	380

- - - CIVIL - - -

PLE	SCL	RCL	DIS	RDS	P/A	GUA	OTH	TOT
66	50	83	52	43	40	67	20	545
718	0	20	8	49	347	893	0	2,155
220	0	83	192	604	0	0	3	1,286
62	0	24	181	81	0	0	3	374
0	0	0	0	0	0	0	0	0
150	1,655	563	0	0	0	0	0	2,493
0	0	0	0	0	0	0	0	1,774
1,150	1,655	690	381	734	347	893	6	8,082
0	0	0	0	0	0	0	0	55
0	0	0	0	0	0	0	0	55
1,150	1,655	690	381	734	347	893	6	8,137
177	0	4	36	2	101	128	0	635
0	43	0	0	0	0	0	0	43
177	43	4	36	2	101	128	0	678
0	0	0	0	0	0	0	0	925
0	0	0	0	0	0	0	0	127
0	0	0	0	0	0	0	0	1,052
177	43	4	36	2	101	128	0	1,730
70	0	32	41	45	203	104	25	670
0	0	13	0	0	0	0	0	955
70	0	45	41	45	203	104	25	1,625
70	0	45	41	45	203	104	25	1,625
594	0	9	0	0	0	0	0	881
0	2,116	1,570	0	0	0	0	0	3,736
1,383	0	1,707	1,056	983	1,003	1,217	303	8,553
0	0	0	0	0	0	0	0	7,981
1,977	2,116	3,286	1,056	983	1,003	1,217	303	21,151
1,977	2,116	3,286	1,056	983	1,003	1,217	303	21,151
111	0	3	63	44	186	131	0	786
0	40	29	0	0	0	0	0	188
111	40	32	63	44	186	131	0	974
0	0	0	0	0	0	0	0	48
0	0	0	0	0	0	0	0	48
111	40	32	63	44	186	131	0	1,022
482	0	28	78	5	20	66	19	1,254
321	0	73	104	69	1,051	546	0	2,247
168	0	20	290	76	2	0	0	616
61	271	617	0	0	0	0	40	993
64	225	260	0	0	0	0	1	1,153
1,096	496	998	472	150	1,073	612	60	6,263

- - - CRIMINAL - - -

	CFL	CMS	RCR	TMS	LOV	INF	JUV
TERRE HAUTE CITY COURT	0	1,541	0	116	117	66	0
TOTAL-CITY AND TOWN:	0	1,541	0	116	117	66	0
GRAND TOTAL:	516	1,675	134	238	117	86	380
WABASH							
WABASH CIRCUIT COURT	73	0	27	0	0	0	229
WABASH COUNTY COURT	29	208	0	35	0	101	0
TOTAL-COURTS OF RECORD:	102	208	27	35	0	101	229
WABASH CITY COURT	0	0	0	0	0	0	0
NORTH MANCHESTER TOWN COURT	0	0	0	0	0	5	0
TOTAL-CITY AND TOWN:	0	0	0	0	0	5	0
GRAND TOTAL:	102	208	27	35	0	106	229
WARREN							
WARREN CIRCUIT COURT	57	0	0	0	0	0	20
WARREN CIRCUIT COURT CCF	0	153	0	63	0	168	0
TOTAL-COURTS OF RECORD:	57	153	0	63	0	168	20
GRAND TOTAL:	57	153	0	63	0	168	20
WARRICK							
WARRICK CIRCUIT COURT	41	0	3	0	0	0	30
WARRICK SUPERIOR COURT	89	0	3	0	0	0	15
WARRICK SUPERIOR COURT CCF	0	0	0	1,870	0	1,349	0
TOTAL-COURTS OF RECORD:	130	0	6	1,870	0	1,349	45
GRAND TOTAL:	130	0	6	1,870	0	1,349	45
WASHINGTON							
WASHINGTON CIRCUIT COURT	194	18	28	0	0	0	67
WASHINGTON CIRCUIT COURT CCF	0	0	0	0	0	0	0
TOTAL-COURTS OF RECORD:	194	18	28	0	0	0	67
SALEM CITY COURT	0	146	0	41	0	274	0
TOTAL-CITY AND TOWN:	0	146	0	41	0	274	0
GRAND TOTAL:	194	164	28	41	0	274	67
WAYNE							
WAYNE CIRCUIT COURT	119	0	21	0	0	0	176
WAYNE SUPERIOR COURT 1	98	0	18	0	0	0	144
WAYNE SUPERIOR COURT 2	104	0	37	0	0	0	140
WAYNE SUPERIOR COURT 3 CCF	43	100	0	371	0	0	0
TOTAL-COURTS OF RECORD:	364	100	76	371	0	0	460
HAGERSTOWN TOWN COURT	0	0	0	1	0	77	0
TOTAL-CITY AND TOWN:	0	0	0	1	0	77	0
GRAND TOTAL:	364	100	76	372	0	77	460
WELLS							
WELLS CIRCUIT COURT	53	0	0	0	0	0	75
WELLS SUPERIOR COURT	0	0	0	0	0	0	0
WELLS SUPERIOR COURT CCF	42	73	24	24	0	37	0
TOTAL-COURTS OF RECORD:	95	73	24	24	0	37	75
BLUFFTON CITY COURT	0	1	0	10	0	0	0
TOTAL-CITY AND TOWN:	0	1	0	10	0	0	0
GRAND TOTAL:	95	74	24	34	0	37	75
WHITE							
WHITE CIRCUIT COURT	26	0	14	0	0	0	73

- - - CIVIL - - -

PLE	SCL	RCL	DIS	RDS	P/A	GUA	OTH	TOT
0	0	0	0	0	0	0	0	1,840
0	0	0	0	0	0	0	0	1,840
1,096	496	998	472	150	1,073	612	60	8,103
96	0	141	99	6	250	198	0	1,119
28	154	130	0	0	0	0	0	685
124	154	271	99	6	250	198	0	1,804
3,614	0	1,809	0	0	0	0	0	5,423
0	0	0	0	0	0	0	0	5
3,614	0	1,809	0	0	0	0	0	5,428
3,738	154	2,080	99	6	250	198	0	7,232
184	0	17	61	14	90	81	1	525
0	192	73	0	0	0	0	0	649
184	192	90	61	14	90	81	1	1,174
184	192	90	61	14	90	81	1	1,174
758	0	184	122	24	354	300	0	1,816
313	0	117	162	8	112	53	0	872
0	779	554	0	0	0	0	0	4,552
1,071	779	855	284	32	466	353	0	7,240
1,071	779	855	284	32	466	353	0	7,240
810	0	204	114	33	479	243	219	2,409
0	57	85	0	0	0	0	0	142
810	57	289	114	33	479	243	219	2,551
0	0	0	0	0	0	0	0	461
0	0	0	0	0	0	0	0	461
810	57	289	114	33	479	243	219	3,012
125	0	24	64	124	97	121	0	871
169	0	71	111	41	520	345	0	1,517
94	0	32	135	75	324	171	0	1,112
24	229	30	0	0	0	0	0	797
412	229	157	310	240	941	637	0	4,297
0	0	0	0	0	0	0	0	78
0	0	0	0	0	0	0	0	78
412	229	157	310	240	941	637	0	4,375
496	0	93	128	18	220	180	17	1,280
28	0	10	0	0	0	0	0	38
26	113	39	0	0	0	0	0	378
550	113	142	128	18	220	180	17	1,696
0	0	0	0	0	0	0	0	11
0	0	0	0	0	0	0	0	11
550	113	142	128	18	220	180	17	1,707
320	0	50	36	43	208	143	20	933

- - - CRIMINAL - - -

	CFL	CMS	RCR	TMS	LOV	INF	JUV
WHITE							
WHITE SUPERIOR COURT	25	0	0	0	0	0	0
WHITE SUPERIOR COURT CCF	0	214	32	0	0	256	0
TOTAL-COURTS OF RECORD:	51	214	46	0	0	256	73
MONON TOWN COURT	0	0	0	0	0	0	0
TOTAL-CITY AND TOWN:	0	0	0	0	0	0	0
GRAND TOTAL:	51	214	46	0	0	256	73
WHITLEY							
WHITLEY CIRCUIT COURT	29	0	3	0	0	0	27
WHITLEY SUPERIOR COURT	63	0	26	0	0	0	0
WHITLEY SUPERIOR COURT CCF	0	130	44	0	0	418	0
TOTAL-COURTS OF RECORD:	92	130	73	0	0	418	27
GRAND TOTAL:	92	130	73	0	0	418	27

- - - CIVIL - - -

PLE	SCL	RCL	DIS	RDS	P/A	GUA	OTH	TOT
28	0	1	0	0	0	0	0	54
0	619	53	0	0	0	0	229	1,403
348	619	104	36	43	208	143	249	2,390
0	0	0	0	0	0	0	0	0
0	0	0	0	0	0	0	0	0
348	619	104	36	43	208	143	249	2,390
356	0	225	122	76	458	144	37	1,477
14	0	7	24	0	0	0	0	134
0	125	69	0	0	0	0	0	786
370	125	301	146	76	458	144	37	2,397
370	125	301	146	76	458	144	37	2,397

- - - CRIMINAL - - -

	CFL	CMS	RCR	TMS	LOV	INF	JUV
TOTALS FOR SUPERIOR AND CIRCUIT COURTS	14,524	1,742	3,294	0	0	0	21,503
TOTALS FOR COUNTY, MUNICIPAL COURTS AND CCF	11,253	59,208	3,784	62,502	17,024	84,770	0
TOTALS FOR SMALL CLAIM COURTS	0	0	0	0	0	0	0
TOTALS FOR CITY & TOWN COURTS	0	12,911	103	8,918	8,088	11,831	0
TOTALS FOR ALL COURTS	25,777	73,861	7,181	71,420	25,112	96,601	21,503

- - - CIVIL - - -

PLE	SCL	RCL	DIS	RDS	P/A	GUA	OTH	TOT
86,050	0	39,561	35,889	23,422	47,349	34,217	8,847	316,398
7,892	49,726	54,450	0	0	0	0	725	351,334
13,666	0	7,893	0	0	0	0	37	21,596
12,960	0	2,783	0	0	0	0	188	57,782
120,568	49,726	104,687	35,889	23,422	47,349	34,217	9,797	747,110

- - - CRIMINAL - - -

	CFL	CMS	RCR	TMS	LOV	INF	JUV
ADAMS							
ADAMS CIRCUIT COURT	11	0	27	0	0	0	134
ADAMS SUPERIOR COURT	100	211	154	0	0	0	0
ADAMS SUPERIOR COURT CCF	0	0	0	416	24	1,930	0
TOTAL-COURTS OF RECORD:	111	211	181	416	24	1,930	134
GRAND TOTAL:	111	211	181	416	24	1,930	134
ALLEN							
ALLEN CIRCUIT COURT	449	0	49	0	0	0	0
ALLEN SUPERIOR COURT	703	0	166	0	0	0	1,479
ALLEN SUPERIOR COURT CCF	0	9,263	0	22,489	0	0	0
TOTAL-COURTS OF RECORD:	1,152	9,263	215	22,489	0	0	1,479
GRAND TOTAL:	1,152	9,263	215	22,489	0	0	1,479
BARTHOLOMEW							
BARTHOLOMEW CIRCUIT COURT	76	0	7	0	0	0	791
BARTHOLOMEW SUPERIOR COURT 1	70	0	41	0	0	0	0
BARTHOLOMEW COUNTY	177	1,238	384	865	108	4,668	0
TOTAL-COURTS OF RECORD:	323	1,238	432	865	108	4,668	791
GRAND TOTAL:	323	1,238	432	865	108	4,668	791
BENTON							
BENTON CIRCUIT COURT	45	87	30	0	0	0	52
BENTON CIRCUIT COURT CCF	0	0	0	103	0	841	0
TOTAL-COURTS OF RECORD:	45	87	30	103	0	841	52
GRAND TOTAL:	45	87	30	103	0	841	52
BLACKFORD							
BLACKFORD CIRCUIT COURT	71	0	0	0	0	0	48
BLACKFORD CIRCUIT COURT CCF	0	0	0	0	0	0	0
TOTAL-COURTS OF RECORD:	71	0	0	0	0	0	48
HARTFORD CITY COURT	0	68	0	66	69	548	0
MONTPELIER CITY COURT	0	0	3	262	0	834	0
TOTAL-CITY AND TOWN:	0	68	3	328	69	1,382	0
GRAND TOTAL:	71	68	3	328	69	1,382	48
BOONE							
BOONE CIRCUIT COURT	17	0	27	0	0	0	141
BOONE SUPERIOR COURT 1	24	0	14	0	0	0	0
BOONE SUPERIOR COURT 2	0	0	0	0	0	0	0
BOONE SUPERIOR COURT 2 CCF	126	377	0	35	0	461	0
TOTAL-COURTS OF RECORD:	167	377	41	35	0	461	141
LEBANON CITY COURT	0	108	0	66	247	451	0
THORNTOWN TOWN COURT	0	118	0	85	14	2,261	0
ZIONSVILLE TOWN COURT	0	18	0	312	209	78	0
JAMESTOWN TOWN COURT	0	13	0	8	2	78	0
TOTAL-CITY AND TOWN:	0	257	0	471	472	2,868	0
GRAND TOTAL:	167	634	41	506	472	3,329	141
BROWN							
BROWN CIRCUIT COURT	34	0	0	0	0	0	72
BROWN CIRCUIT COURT CCF	110	642	52	80	0	600	0
TOTAL-COURTS OF RECORD:	144	642	52	80	0	600	72

- - - CIVIL - - -

PLE	SCL	RCL	DIS	RDS	F/A	GUA	OTH	TOT
101	0	29	34	99	148	14	0	597
85	0	15	87	16	0	0	0	668
0	426	143	0	0	0	0	41	2,980
186	426	187	121	115	148	14	41	4,245
186	426	187	121	115	148	14	41	4,245
1,056	0	600	1,291	681	0	0	37	4,163
2,052	0	899	715	1,089	1,136	297	725	9,261
0	14,532	12,528	0	0	0	0	0	58,812
3,108	14,532	14,027	2,006	1,770	1,136	297	762	72,236
3,108	14,532	14,027	2,006	1,770	1,136	297	762	72,236
373	0	63	271	226	69	28	0	1,904
184	0	83	301	233	147	55	104	1,218
204	2,982	1,496	0	0	0	0	0	12,122
761	2,982	1,642	572	459	216	83	104	15,244
761	2,982	1,642	572	459	216	83	104	15,244
112	0	37	46	54	85	14	0	562
0	152	52	0	0	0	0	3	1,151
112	152	89	46	54	85	14	3	1,713
112	152	89	46	54	85	14	3	1,713
87	0	15	134	69	67	13	4	508
0	317	383	0	0	0	0	0	700
87	317	398	134	69	67	13	4	1,208
0	0	2	0	0	0	0	8	761
0	0	0	0	0	0	0	0	1,099
0	0	2	0	0	0	0	8	1,860
87	317	400	134	69	67	13	12	3,068
117	0	88	106	236	0	0	90	822
67	0	6	148	128	184	49	16	636
37	0	5	26	0	0	0	0	68
9	359	122	0	0	0	0	0	1,489
230	359	221	280	364	184	49	106	3,015
0	0	0	0	0	0	0	0	872
0	0	0	0	0	0	0	83	2,561
0	0	0	0	0	0	0	0	617
0	0	0	0	0	0	0	0	101
0	0	0	0	0	0	0	83	4,151
230	359	221	280	364	184	49	189	7,166
99	0	20	91	21	38	10	1	386
3	79	27	0	0	0	0	0	1,593
102	79	47	91	21	38	10	1	1,979

- - - C R I M I N A L - - -

	CFL	CMS	RCR	TMS	LOV	INF	JUV
BROWN							
GRAND TOTAL:	144	642	52	80	0	600	72
CARROLL							
CARROLL CIRCUIT COURT	31	0	14	0	0	0	86
CARROLL CIRCUIT COURT CCF	69	352	32	200	0	1,145	0
TOTAL-COURTS OF RECORD:	100	352	46	200	0	1,145	86
DELPHI CITY COURT	0	0	0	357	0	0	0
BURLINGTON TOWN COURT	0	0	0	0	5	366	0
TOTAL-CITY AND TOWN:	0	0	0	357	5	366	0
GRAND TOTAL:	100	352	46	557	5	1,511	86
CASS							
CASS CIRCUIT COURT	168	0	37	0	0	0	81
CASS CIRCUIT COURT CCF	0	635	0	357	277	950	0
CASS SUPERIOR COURT	7	0	3	0	0	0	0
CASS SUPERIOR COURT CCF	0	0	0	0	0	0	0
TOTAL-COURTS OF RECORD:	175	635	40	357	277	950	81
GRAND TOTAL:	175	635	40	357	277	950	81
CLARK							
CLARK CIRCUIT COURT	39	0	0	0	0	0	0
CLARK SUPERIOR COURT 1	104	0	27	0	0	0	288
CLARK SUPERIOR COURT 2	0	0	0	0	0	0	148
CLARK COUNTY COURT	590	464	0	358	1	6,422	0
TOTAL-COURTS OF RECORD:	733	464	27	358	1	6,422	436
CHARLESTOWN CITY COURT	0	146	0	40	182	141	0
JEFFERSONVILLE CITY COURT	0	1,508	0	671	411	603	0
CLARKSVILLE TOWN COURT	0	979	0	369	1,201	119	0
TOTAL-CITY AND TOWN:	0	2,633	0	1,080	1,794	863	0
GRAND TOTAL:	733	3,097	27	1,438	1,795	7,285	436
CLAY							
CLAY CIRCUIT COURT	35	0	23	0	0	0	139
CLAY SUPERIOR COURT	66	505	47	0	0	0	0
CLAY SUPERIOR COURT CCF	0	0	0	37	0	941	0
TOTAL-COURTS OF RECORD:	101	505	70	37	0	941	139
GRAND TOTAL:	101	505	70	37	0	941	139
CLINTON							
CLINTON CIRCUIT COURT	37	0	0	0	0	0	97
CLINTON COUNTY COURT	81	288	24	228	0	1,619	0
TOTAL-COURTS OF RECORD:	118	288	24	228	0	1,619	97
FRANKFORT CITY COURT	0	110	0	34	11	0	0
TOTAL-CITY AND TOWN:	0	110	0	34	11	0	0
GRAND TOTAL:	118	398	24	262	11	1,619	97
CRAWFORD							
CRAWFORD CIRCUIT COURT	63	219	1	0	0	0	48
CRAWFORD CIRCUIT COURT CCF	65	164	1	53	0	910	0
TOTAL-COURTS OF RECORD:	128	383	2	53	0	910	48
GRAND TOTAL:	128	383	2	53	0	910	48
DAVIESS							
DAVIESS CIRCUIT COURT	76	0	8	0	0	0	117

NEW FILINGS

PAGE 105

- - - CIVIL - - -

PLE	SCL	RCL	DIS	RDS	P/A	GUA	OTH	TOT
102	79	47	91	21	38	10	1	1,979
104	0	17	120	137	112	23	18	662
9	452	142	0	0	0	0	5	2,406
113	452	159	120	137	112	23	23	3,068
0	0	0	0	0	0	0	0	357
0	0	0	0	0	0	0	0	371
0	0	0	0	0	0	0	0	728
113	452	159	120	137	112	23	23	3,796
140	0	58	129	200	34	12	69	928
0	0	0	0	0	0	0	246	2,465
134	0	51	191	92	185	35	4	702
0	1,352	487	0	0	0	0	0	1,839
274	1,352	596	320	292	219	47	319	5,934
274	1,352	596	320	292	219	47	319	5,934
317	0	0	0	0	219	44	0	619
173	0	30	365	413	32	27	1,161	2,620
687	0	428	525	267	33	39	0	2,127
669	1,007	0	0	0	0	0	0	9,511
1,846	1,007	458	890	680	284	110	1,161	14,877
0	0	0	0	0	0	0	0	509
0	0	0	0	0	0	0	0	3,193
0	0	0	0	0	0	0	0	2,668
0	0	0	0	0	0	0	0	6,370
1,846	1,007	458	890	680	284	110	1,161	21,247
125	0	84	102	127	155	39	0	829
113	0	68	103	39	0	0	0	941
0	430	220	0	0	0	0	0	1,628
238	430	372	205	166	155	39	0	3,398
238	430	372	205	166	155	39	0	3,398
167	0	26	201	181	183	43	130	1,065
63	537	335	0	0	0	0	0	3,175
230	537	361	201	181	183	43	130	4,240
0	0	0	0	0	0	0	0	155
0	0	0	0	0	0	0	0	155
230	537	361	201	181	183	43	130	4,395
172	0	11	85	5	38	10	7	659
0	131	27	0	0	0	0	2	1,353
172	131	38	85	5	38	10	9	2,012
172	131	38	85	5	38	10	9	2,012
221	0	25	165	60	127	42	45	886

- - - CRIMINAL - - -

	CFL	CMS	RGR	TMS	LOV	INF	JUV
DAVISS							
DAVISS COUNTY COURT	113	540	18	194	237	1,524	0
TOTAL-COURTS OF RECORD:	189	540	26	194	237	1,524	117
GRAND TOTAL:	189	540	26	194	237	1,524	117
DEARBORN							
DEARBORN CIRCUIT COURT	54	0	6	0	0	0	111
DEARBORN COUNTY COURT	238	203	0	199	0	251	0
TOTAL-COURTS OF RECORD:	292	203	6	199	0	251	111
AURORA CITY COURT	0	432	0	0	13	2,677	0
LAWRENCEBURG CITY COURT	0	669	0	581	17	2,447	0
TOTAL-CITY AND TOWN:	0	1,101	0	581	30	5,124	0
GRAND TOTAL:	292	1,304	6	780	30	5,375	111
DECATUR							
DECATUR CIRCUIT COURT	39	163	8	0	0	0	56
DECATUR COUNTY COURT	73	159	1	263	0	3,294	0
TOTAL-COURTS OF RECORD:	112	322	9	263	0	3,294	56
GRAND TOTAL:	112	322	9	263	0	3,294	56
DEKALB							
DEKALB CIRCUIT COURT	7	8	13	0	0	0	491
DEKALB SUPERIOR COURT	138	608	206	0	0	0	0
DEKALB SUPERIOR COURT CCF	0	0	0	32	0	2,041	0
TOTAL-COURTS OF RECORD:	145	616	219	32	0	2,041	491
BUTLER CITY COURT	0	0	0	67	0	0	0
TOTAL-CITY AND TOWN:	0	0	0	67	0	0	0
GRAND TOTAL:	145	616	219	99	0	2,041	491
DELAWARE							
DELAWARE CIRCUIT COURT	53	0	18	0	0	0	180
DELAWARE SUPERIOR COURT 1	44	0	26	0	0	0	98
DELAWARE SUPERIOR COURT 2	59	0	30	0	0	0	112
DELAWARE SUPERIOR COURT 3	0	0	0	0	0	0	0
DELAWARE SUPERIOR COURT 3 CCF	97	1,014	54	748	0	1,348	0
DELAWARE SUPERIOR COURT 4	0	0	0	0	0	0	0
DELAWARE SUPERIOR COURT 4 CCF	101	831	95	562	0	614	0
TOTAL-COURTS OF RECORD:	354	1,845	223	1,310	0	1,962	390
YORKTOWN TOWN COURT	0	0	0	0	0	7,933	0
TOTAL-CITY AND TOWN:	0	0	0	0	0	7,933	0
GRAND TOTAL:	354	1,845	223	1,310	0	9,895	390
DUBOIS							
DUBOIS CIRCUIT COURT	54	153	16	0	0	0	83
DUBOIS SUPERIOR COURT	36	0	5	0	0	0	0
DUBOIS SUPERIOR COURT CCF	0	426	14	463	17	2,686	0
TOTAL-COURTS OF RECORD:	90	579	35	463	17	2,686	83
GRAND TOTAL:	90	579	35	463	17	2,686	83
ELKHART							
ELKHART CIRCUIT COURT	121	1	117	0	0	0	302
ELKHART SUPERIOR COURT 1	84	1	13	0	0	0	0
ELKHART SUPERIOR COURT 2	63	0	19	0	0	0	322

NEW FILINGS

PAGE 107

- - - CIVIL - - -

PLE	SCL	RCL	DIS	RDS	P/A	GUA	OTH	TOT
11	640	230	0	0	0	0	65	3,572
232	640	255	165	60	127	42	110	4,458
232	640	255	165	60	127	42	110	4,458
154	0	3	252	205	93	50	26	954
73	725	0	0	0	0	0	0	1,689
227	725	3	252	205	93	50	26	2,643
0	0	0	0	0	0	0	12	3,134
9	0	0	0	0	0	0	20	3,743
9	0	0	0	0	0	0	32	6,877
236	725	3	252	205	93	50	58	9,520
189	0	12	148	32	129	33	0	809
13	743	136	0	0	0	0	19	4,701
202	743	148	148	32	129	33	19	5,510
202	743	148	148	32	129	33	19	5,510
117	0	25	90	178	152	42	44	1,167
102	0	62	188	110	7	5	0	1,426
0	1,138	729	0	0	0	0	0	3,940
219	1,138	816	278	288	159	47	44	6,533
0	0	0	0	0	0	0	0	67
0	0	0	0	0	0	0	0	67
219	1,138	816	278	288	159	47	44	6,600
467	0	53	257	203	316	64	87	1,698
164	0	26	77	241	27	7	53	763
464	0	216	106	315	114	39	6	1,461
100	0	31	402	114	0	0	0	647
0	1,588	754	0	0	0	0	828	6,431
183	0	34	160	58	0	0	0	435
0	1,548	583	0	0	0	0	827	5,161
1,378	3,136	1,697	1,002	931	457	110	1,801	16,596
0	0	0	0	0	0	0	0	7,933
0	0	0	0	0	0	0	0	7,933
1,378	3,136	1,697	1,002	931	457	110	1,801	24,529
152	0	20	129	49	96	25	68	845
55	0	4	22	13	0	0	0	135
0	428	134	0	0	0	0	0	4,168
207	428	158	151	62	96	25	68	5,148
207	428	158	151	62	96	25	68	5,148
213	0	46	381	469	188	37	596	2,471
358	0	21	243	76	40	5	0	841
568	0	107	403	107	263	107	92	2,051

- - - C R I M I N A L - - -

	CFL	CMS	RCR	TMS	LOV	INF	JUV
ELKHART							
ELKHART SUPERIOR COURT 3	111	61	0	0	0	0	1
ELKHART COUNTY COURT	485	38	79	18	0	53	0
ELKHART COUNTY COURT	285	620	79	576	1,542	3,748	0
TOTAL-COURTS OF RECORD:	1,149	721	307	594	1,542	3,801	625
ELKHART CITY COURT	0	2,768	0	809	75	7,501	0
COSHEN CITY COURT	0	759	144	513	313	3,846	0
NAPPANEE CITY COURT	0	61	0	0	0	544	0
TOTAL-CITY AND TOWN:	0	3,588	144	1,322	388	11,891	0
GRAND TOTAL:	1,149	4,309	451	1,916	1,930	15,692	625
FAYETTE							
FAYETTE CIRCUIT COURT	83	0	28	0	0	0	227
FAYETTE COUNTY COURT	100	527	50	205	0	855	0
TOTAL-COURTS OF RECORD:	183	527	78	205	0	855	227
GRAND TOTAL:	183	527	78	205	0	855	227
FLOYD							
FLOYD CIRCUIT COURT	142	6	20	0	0	0	220
FLOYD SUPERIOR COURT	191	5	0	0	0	0	0
FLOYD COUNTY COURT	31	2,312	0	605	0	3,454	0
TOTAL-COURTS OF RECORD:	364	2,323	20	605	0	3,454	220
GRAND TOTAL:	364	2,323	20	605	0	3,454	220
FOUNTAIN							
FOUNTAIN CIRCUIT COURT	109	79	52	0	0	0	20
FOUNTAIN CIRCUIT COURT CCF	0	0	8	87	0	620	0
TOTAL-COURTS OF RECORD:	109	79	60	87	0	620	20
ATTICA CITY COURT	0	238	4	78	3	2,446	0
TOTAL-CITY AND TOWN:	0	238	4	78	3	2,446	0
GRAND TOTAL:	109	317	64	165	3	3,066	20
FRANKLIN							
FRANKLIN CIRCUIT COURT	275	0	2	0	0	0	30
FRANKLIN CIRCUIT COURT CCF	0	0	0	2,065	0	0	0
TOTAL-COURTS OF RECORD:	275	0	2	2,065	0	0	30
GRAND TOTAL:	275	0	2	2,065	0	0	30
FULTON							
FULTON CIRCUIT COURT	72	0	6	0	0	0	38
FULTON COUNTY COURT	40	286	54	256	0	1,962	0
TOTAL-COURTS OF RECORD:	112	286	60	256	0	1,962	38
GRAND TOTAL:	112	286	60	256	0	1,962	38
GIBSON							
GIBSON CIRCUIT COURT	56	0	0	0	0	0	61
GIBSON SUPERIOR COURT	66	3	9	0	0	0	0
GIBSON SUPERIOR COURT CCF	49	554	8	606	0	4,078	0
TOTAL-COURTS OF RECORD:	171	557	17	606	0	4,078	61
GRAND TOTAL:	171	557	17	606	0	4,078	61
GRANT							
GRANT CIRCUIT COURT	45	0	1	0	0	0	0

NEW FILINGS

PAGE 109

- - - CIVIL - - -

PLE	SCL	RCL	DIS	RDS	P/A	GUA	OTH	TOT
182	0	8	235	7	57	26	0	688
145	3,810	2,889	0	0	0	0	0	7,517
30	803	418	0	0	0	0	17	8,118
1,496	4,613	3,489	1,262	659	548	175	705	21,686
3	0	0	0	0	0	0	6	11,162
75	0	6	0	0	0	0	291	5,947
0	0	0	0	0	0	0	0	605
78	0	6	0	0	0	0	297	17,714
1,574	4,613	3,495	1,262	659	548	175	1,002	39,400
241	0	169	236	225	121	34	35	1,399
5	413	115	0	0	0	0	0	2,270
246	413	284	236	225	121	34	35	3,669
246	413	284	236	225	121	34	35	3,669
311	0	9	296	135	263	81	135	1,618
130	0	1	298	88	12	10	7	742
354	663	0	0	0	0	0	0	7,419
795	663	10	594	223	275	91	142	9,779
795	663	10	594	223	275	91	142	9,779
112	0	41	84	89	83	34	160	863
0	227	62	0	0	0	0	0	1,004
112	227	103	84	89	83	34	160	1,867
0	0	0	0	0	0	0	1	2,770
0	0	0	0	0	0	0	1	2,770
112	227	103	84	89	83	34	161	4,637
188	0	23	79	42	74	17	0	730
0	39	0	0	0	0	0	0	2,104
188	39	23	79	42	74	17	0	2,834
188	39	23	79	42	74	17	0	2,834
264	0	141	111	77	113	34	37	893
0	514	141	0	0	0	0	0	3,253
264	514	282	111	77	113	34	37	4,146
264	514	282	111	77	113	34	37	4,146
220	0	49	207	226	150	23	11	1,003
73	0	6	21	9	0	0	0	187
22	445	121	0	0	0	0	0	5,883
315	445	176	228	235	150	23	11	7,073
315	445	176	228	235	150	23	11	7,073
536	0	61	324	138	315	140	0	1,560

- - - CRIMINAL - - -

	CFL	CMS	RCR	TMS	LOV	INF	JUV
GRANT							
GRANT SUPERIOR COURT 1	55	0	29	0	0	0	0
GRANT SUPERIOR COURT 2	36	12	11	0	0	0	571
GRANT COUNTY COURT	334	516	0	650	0	2,580	0
TOTAL-COURTS OF RECORD:	470	528	41	650	0	2,580	571
GAS CITY COURT	0	251	55	1,271	9	555	0
MARION CITY COURT	0	976	0	120	371	366	0
TOTAL-CITY AND TOWN:	0	1,227	55	1,391	380	921	0
GRAND TOTAL:	470	1,755	96	2,041	380	3,501	571
GREENE							
GREENE CIRCUIT COURT	21	0	3	0	0	0	58
GREENE COUNTY COURT	88	269	15	148	0	1,368	0
TOTAL-COURTS OF RECORD:	109	269	18	148	0	1,368	58
GRAND TOTAL:	109	269	18	148	0	1,368	58
HAMILTON							
HAMILTON CIRCUIT COURT	63	9	14	0	0	0	481
HAMILTON SUPERIOR COURT 1	52	11	32	0	0	0	2
HAMILTON SUPERIOR COURT 2	47	0	26	0	0	0	9
HAMILTON COUNTY COURT	875	1,392	120	1,255	1,621	5,026	0
TOTAL-COURTS OF RECORD:	1,037	1,412	192	1,255	1,621	5,026	492
CARMEL CITY COURT	0	97	4	93	940	1,745	0
NOBLESVILLE CITY COURT	0	416	0	234	1,702	655	0
TOTAL-CITY AND TOWN:	0	513	4	327	2,642	2,400	0
GRAND TOTAL:	1,037	1,925	196	1,582	4,263	7,426	492
HANCOCK							
HANCOCK CIRCUIT COURT	22	0	0	0	0	0	50
HANCOCK SUPERIOR COURT	21	0	5	0	0	0	17
HANCOCK COUNTY COURT	212	895	0	586	0	5,867	0
TOTAL-COURTS OF RECORD:	255	895	5	586	0	5,867	67
GRAND TOTAL:	255	895	5	586	0	5,867	67
HARRISON							
HARRISON CIRCUIT COURT	54	17	18	0	0	0	104
HARRISON COUNTY COURT	91	249	57	164	0	1,524	0
TOTAL-COURTS OF RECORD:	145	266	75	164	0	1,524	104
GRAND TOTAL:	145	266	75	164	0	1,524	104
HENDRICKS							
HENDRICKS CIRCUIT COURT	187	9	23	0	0	0	414
HENDRICKS SUPERIOR COURT 1	101	0	14	0	0	0	0
HENDRICKS SUPERIOR COURT 2	192	0	0	0	0	0	0
HENDRICKS SUPERIOR COURT 2 CCF	0	903	227	703	0	4,956	0
TOTAL-COURTS OF RECORD:	480	912	264	703	0	4,956	414
GRAND TOTAL:	480	912	264	703	0	4,956	414
HENRY							
HENRY CIRCUIT COURT	50	0	9	0	0	0	139
HENRY SUPERIOR COURT	46	0	10	0	0	0	133
HENRY COUNTY COURT	121	643	14	192	0	601	0
TOTAL-COURTS OF RECORD:	217	643	33	192	0	601	272

NEW FILINGS

PAGE 111

- - - CIVIL - - -

PLE	SCL	RCL	DIS	RDS	P/A	GUA	OTH	TOT
166	0	64	218	290	0	0	27	849
87	0	10	212	282	31	9	529	1,790
215	2,111	875	0	0	0	0	0	7,281
1,004	2,111	1,010	754	710	346	149	556	11,480
0	0	0	0	0	0	0	0	2,141
0	0	0	0	0	0	0	15	1,848
0	0	0	0	0	0	0	15	3,989
1,004	2,111	1,010	754	710	346	149	571	15,469
187	0	32	171	76	137	32	2	719
32	693	191	0	0	0	0	179	2,983
219	693	223	171	76	137	32	181	3,702
219	693	223	171	76	137	32	181	3,702
486	0	68	221	252	108	32	97	1,831
349	0	87	215	232	122	50	39	1,191
295	0	52	221	116	35	15	11	827
357	1,367	569	0	0	0	0	7	12,589
1,487	1,367	776	657	600	265	97	154	16,438
0	0	0	0	0	0	0	0	2,879
0	0	0	0	0	0	0	0	3,007
0	0	0	0	0	0	0	0	5,886
1,487	1,367	776	657	600	265	97	154	22,324
372	0	15	176	125	83	53	0	896
109	0	27	159	143	91	17	2	591
118	1,102	380	0	0	0	0	0	9,160
599	1,102	422	335	268	174	70	2	10,647
599	1,102	422	335	268	174	70	2	10,647
174	0	43	252	130	132	25	24	973
99	499	151	0	0	0	0	0	2,834
273	499	194	252	130	132	25	24	3,807
273	499	194	252	130	132	25	24	3,807
354	0	42	88	69	0	0	0	1,186
182	0	21	312	147	211	95	25	1,108
107	0	71	22	20	0	0	0	412
0	623	147	0	0	0	0	2	7,561
643	623	281	422	236	211	95	27	10,267
643	623	281	422	236	211	95	27	10,267
222	0	61	126	187	117	44	0	955
166	0	40	247	163	119	62	0	986
38	1,590	624	0	0	0	0	0	3,823
426	1,590	725	373	350	236	106	0	5,764

- - - CRIMINAL - - -

	CFL	CMS	RCR	TMS	LOV	INF	JUV
KNIGHTSTOWN TOWN COURT	0	281	0	115	0	3,727	0
TOTAL-CITY AND TOWN:	0	281	0	115	0	3,727	0
GRAND TOTAL:	217	924	33	307	0	4,328	272
HOWARD							
HOWARD CIRCUIT COURT	181	0	0	0	0	0	420
HOWARD SUPERIOR COURT 1	67	5	39	0	0	0	0
HOWARD SUPERIOR COURT 2	65	0	11	0	0	0	0
HOWARD COUNTY COURT	135	2,934	153	278	0	3,180	0
TOTAL-COURTS OF RECORD:	448	2,939	203	278	0	3,180	420
GRAND TOTAL:	448	2,939	203	278	0	3,180	420
HUNTINGTON							
HUNTINGTON CIRCUIT COURT	52	0	22	0	0	0	96
HUNTINGTON COUNTY COURT	90	576	69	411	0	2,349	0
TOTAL-COURTS OF RECORD:	142	576	91	411	0	2,349	96
ROANOKE TOWN COURT	0	0	0	0	0	2,218	0
TOTAL-CITY AND TOWN:	0	0	0	0	0	2,218	0
GRAND TOTAL:	142	576	91	411	0	4,567	96
JACKSON							
JACKSON CIRCUIT COURT	267	0	1	0	0	0	111
JACKSON COUNTY COURT	0	647	274	651	5	9,328	0
TOTAL-COURTS OF RECORD:	267	647	275	651	5	9,328	111
GRAND TOTAL:	267	647	275	651	5	9,328	111
JASPER							
JASPER CIRCUIT COURT	35	0	0	0	0	0	54
JASPER SUPERIOR COURT	169	0	32	0	0	0	0
JASPER SUPERIOR COURT CCF	0	301	35	462	0	4,744	0
TOTAL-COURTS OF RECORD:	204	301	67	462	0	4,744	54
DEMOTTE TOWN COURT	0	14	0	3	0	438	0
WHEATFIELD TOWN COURT	0	10	0	9	32	8	0
TOTAL-CITY AND TOWN:	0	24	0	12	32	446	0
GRAND TOTAL:	204	325	67	474	32	5,190	54
JAY							
JAY CIRCUIT COURT	22	0	11	0	0	0	144
JAY COUNTY COURT	27	93	10	213	0	12	0
TOTAL-COURTS OF RECORD:	49	93	21	213	0	12	144
DUNKIRK CITY COURT	0	0	0	319	0	85	0
PORTLAND CITY COURT	0	105	0	8	23	1,362	0
TOTAL-CITY AND TOWN:	0	105	0	327	23	1,447	0
GRAND TOTAL:	49	198	21	540	23	1,459	144
JEFFERSON							
JEFFERSON CIRCUIT COURT	52	0	16	0	0	0	53
JEFFERSON COUNTY COURT	129	865	0	248	0	1,213	0
TOTAL-COURTS OF RECORD:	181	865	16	248	0	1,213	53
GRAND TOTAL:	181	865	16	248	0	1,213	53
JENNINGS							
JENNINGS CIRCUIT COURT	94	32	34	0	0	0	103
JENNINGS CIRCUIT COURT CCF	0	0	0	0	0	0	0

NEW FILINGS

PAGE 113

- - - CIVIL - - -

PLE	SCL	RCL	DIS	RDS	P/A	GUA	OTH	TOT
0	0	0	0	0	0	0	0	4,123
0	0	0	0	0	0	0	0	4,123
426	1,590	725	373	350	236	106	0	9,887
331	0	30	183	485	179	56	158	2,023
438	0	187	320	489	91	35	65	1,736
259	0	178	383	519	51	26	44	1,536
55	2,213	0	0	0	0	0	0	8,948
1,083	2,213	395	886	1,493	321	117	267	14,243
1,083	2,213	395	886	1,493	321	117	267	14,243
210	0	20	254	101	194	28	63	1,040
13	1,108	384	0	0	0	0	37	5,037
223	1,108	404	254	101	194	28	100	6,077
0	0	0	0	0	0	0	0	2,218
0	0	0	0	0	0	0	0	2,218
213	1,108	404	254	101	194	28	100	8,295
260	0	17	311	112	177	49	0	1,305
61	1,236	818	0	0	0	0	874	13,894
321	1,236	835	311	112	177	49	874	15,199
321	1,236	835	311	112	177	49	874	15,199
148	0	4	38	25	68	24	0	396
340	0	57	102	45	18	12	25	800
0	614	157	0	0	0	0	2	6,315
488	614	218	140	70	86	36	27	7,511
0	0	0	0	0	0	0	0	455
0	0	0	0	0	0	0	0	59
0	0	0	0	0	0	0	0	514
488	614	218	140	70	86	36	27	8,025
172	0	21	175	103	110	44	0	802
33	776	356	0	0	0	0	0	1,520
205	776	377	175	103	110	44	0	2,322
23	0	0	0	0	0	0	0	427
0	0	0	0	0	0	0	0	1,498
23	0	0	0	0	0	0	0	1,925
228	776	377	175	103	110	44	0	4,247
170	0	0	200	184	102	48	242	1,067
58	1,118	552	0	0	0	0	0	4,183
228	1,118	552	200	184	102	48	242	5,250
228	1,118	552	200	184	102	48	242	5,250
338	0	71	197	208	91	40	0	1,208
0	749	211	0	0	0	0	0	960

- - - CRIMINAL - - -

	CFL	CMS	RCR	TMS	LOV	INF	JUV
JENNINGS							
TOTAL-COURTS OF RECORD:	94	32	34	0	0	0	103
NORTH VERNON CITY COURT	0	113	0	987	38	440	0
TOTAL-CITY AND TOWN:	0	113	0	987	38	440	0
GRAND TOTAL:	94	145	34	987	38	440	103
JOHNSON							
JOHNSON CIRCUIT COURT	75	4	7	0	0	0	19
JOHNSON SUPERIOR COURT 1	97	13	69	0	0	0	0
JOHNSON SUPERIOR COURT 2	174	0	18	0	0	0	7
JOHNSON SUPERIOR COURT 2 CCF	0	1,121	24	0	0	46	0
TOTAL-COURTS OF RECORD:	346	1,138	118	0	0	46	26
FRANKLIN CITY COURT	0	538	0	365	0	3,245	0
GREENWOOD CITY COURT	0	238	0	297	2	2,712	0
NEW WHITELAND TOWN COURT	0	1,277	0	0	633	2,753	0
TOTAL-CITY AND TOWN:	0	2,053	0	662	635	8,710	0
GRAND TOTAL:	346	3,191	118	662	635	8,756	26
KNOX							
KNOX CIRCUIT COURT	29	0	1	0	0	0	0
KNOX SUPERIOR COURT	59	0	51	0	0	0	335
KNOX COUNTY COURT	56	362	4	405	1	1,759	0
TOTAL-COURTS OF RECORD:	144	362	56	405	1	1,759	335
BICKNELL CITY COURT	0	151	0	95	1	347	0
TOTAL-CITY AND TOWN:	0	151	0	95	1	347	0
GRAND TOTAL:	144	513	56	500	2	2,106	335
KOSCIUSKO							
KOSCIUSKO CIRCUIT COURT	101	0	10	0	0	0	0
KOSCIUSKO SUPERIOR COURT	78	1	8	0	0	0	259
KOSCIUSKO COUNTY COURT	15	1,112	12	828	0	3,117	0
TOTAL-COURTS OF RECORD:	194	1,113	30	828	0	3,117	259
GRAND TOTAL:	194	1,113	30	828	0	3,117	259
LAGRANGE							
LAGRANGE CIRCUIT COURT	49	13	17	0	0	0	89
LAGRANGE COUNTY COURT	210	280	0	431	0	2,532	0
TOTAL-COURTS OF RECORD:	259	293	17	431	0	2,532	89
GRAND TOTAL:	259	293	17	431	0	2,532	89
LAKE							
LAKE CIRCUIT COURT	0	0	0	0	0	0	0
LAKE SUPERIOR COURT, CIV. 1	0	0	0	0	0	0	0
LAKE SUPERIOR COURT, CIV. 2	0	0	0	0	0	0	0
LAKE SUPERIOR COURT, CIV. 3	0	0	0	0	0	0	0
LAKE SUPERIOR COURT, CIV. 4	0	0	0	0	0	0	0
LAKE SUPERIOR COURT, CIV. 5	1	0	0	0	0	0	2
LAKE SUPERIOR COURT, JUV. DIV.	0	0	0	0	0	0	4,237
LAKE SUPERIOR COURT, CRIM. 1	170	10	36	0	0	0	1
LAKE SUPERIOR COURT, CRIM. 2	195	5	16	0	0	0	0
LAKE SUPERIOR COURT, CRIM. 3	203	4	45	0	0	0	0
LAKE SUPERIOR COURT, CRIM. 4	205	0	17	0	0	0	0
LAKE COUNTY COURT 1	371	742	98	1,357	408	8,793	0

- - - CIVIL - - -

PLE	SCL	RCL	DIS	RDS	P/A	GUA	OTH	TOT
338	749	282	197	208	91	40	0	2,168
1	0	0	0	0	0	0	36	1,615
1	0	0	0	0	0	0	36	1,615
339	749	282	197	208	91	40	36	3,783
400	0	33	254	106	174	50	19	1,141
143	0	7	181	119	81	17	0	727
235	0	29	311	11	59	26	3	873
0	1,034	528	0	0	0	0	0	2,753
778	1,034	597	746	236	314	93	22	5,494
0	0	0	0	0	0	0	0	4,148
0	0	0	0	0	0	0	0	3,249
0	0	0	0	0	0	0	0	4,663
0	0	0	0	0	0	0	0	12,060
778	1,034	597	746	236	314	93	22	17,554
258	0	15	53	24	182	89	4	655
166	0	79	252	154	0	0	31	1,127
27	644	410	0	0	0	0	0	3,668
451	644	504	305	178	182	89	35	5,450
0	0	0	0	0	0	0	0	594
0	0	0	0	0	0	0	0	594
451	644	504	305	178	182	89	35	6,044
324	0	60	334	141	143	18	22	1,153
324	0	293	174	146	130	36	7	1,456
71	1,102	341	0	0	0	0	195	6,793
719	1,102	694	508	287	273	54	224	9,402
719	1,102	694	508	287	273	54	224	9,402
142	0	22	128	63	85	37	47	692
18	471	213	0	0	0	0	0	4,155
160	471	235	128	63	85	37	47	4,847
160	471	235	128	63	85	37	47	4,847
5,593	0	3,262	831	531	472	164	48	10,901
942	0	210	263	158	248	79	0	1,900
719	0	260	779	373	477	209	109	2,926
1,203	0	434	659	278	253	263	0	3,090
328	0	373	256	302	12	0	322	1,593
994	0	213	381	168	23	1	0	1,783
0	0	0	0	0	0	0	489	4,726
2	0	1	1	3	0	0	18	242
12	0	0	0	0	0	0	0	228
35	0	1	0	0	0	0	3	291
1	0	0	0	0	0	0	0	223
70	1,120	332	0	0	0	0	165	13,456

- - - CRIMINAL - - -

	CFL	CMS	RCR	TMS	LOV	INF	JUV
LAKE							
LAKE COUNTY COURT 2	298	689	0	1,253	203	9,427	0
LAKE COUNTY COURT 3	351	758	55	1,240	1,581	7,748	0
TOTAL-COURTS OF RECORD:	1,794	2,208	267	3,850	2,192	25,968	4,240
CROWN POINT CITY COURT	0	101	0	102	512	324	0
EAST CHICAGO CITY COURT	0	1,361	57	525	1,459	0	0
GARY CITY COURT	0	3,555	0	9,901	2,081	0	0
HAMMOND CITY COURT	0	1,408	77	939	3,792	2,762	0
HOBART CITY COURT	0	545	0	72	11	944	0
LAKE STATION CITY COURT	0	181	3	158	27	581	0
WHITING CITY COURT	0	111	0	81	11	183	0
TOTAL-CITY AND TOWN:	0	7,262	137	11,778	7,893	4,794	0
GRAND TOTAL:	1,794	9,470	404	15,628	10,085	30,762	4,240
LAPORTE							
LAPORTE CIRCUIT COURT	100	0	2	0	0	0	128
LAPORTE SUPERIOR COURT 1	102	0	5	0	0	0	0
LAPORTE SUPERIOR COURT 2	19	0	0	0	0	0	256
LAPORTE SUPERIOR COURT 3	292	0	0	0	0	0	0
LAPORTE SUPERIOR COURT 3 CCF	0	1,578	65	811	1	4,426	0
LAPORTE SUPERIOR COURT 4 CCF	531	962	18	785	90	8,839	0
TOTAL-COURTS OF RECORD:	1,044	2,540	90	1,596	91	13,265	384
GRAND TOTAL:	1,044	2,540	90	1,596	91	13,265	384
LAWRENCE							
LAWRENCE CIRCUIT COURT	32	0	10	0	0	0	189
LAWRENCE SUPERIOR COURT	31	0	10	0	0	0	0
LAWRENCE COUNTY COURT	117	620	115	403	14	2,273	0
TOTAL-COURTS OF RECORD:	180	620	135	403	14	2,273	189
GRAND TOTAL:	180	620	135	403	14	2,273	189
MADISON							
MADISON CIRCUIT COURT	135	0	3	0	0	0	0
MADISON SUPERIOR COURT 1	110	0	0	0	0	0	0
MADISON SUPERIOR COURT 2	0	0	0	0	0	0	1,532
MADISON SUPERIOR COURT 3	93	0	52	0	0	0	0
MADISON COUNTY COURT 1	191	12	88	37	173	8	0
MADISON COUNTY COURT 2	201	42	109	9	158	4	0
TOTAL-COURTS OF RECORD:	730	54	252	46	331	12	1,532
ALEXANDRIA CITY COURT	0	157	0	316	10	0	0
ANDERSON CITY COURT	0	3,111	158	885	968	5,831	0
ELWOOD CITY COURT	0	245	1	104	171	1,505	0
EDGEWOOD TOWN COURT	0	925	0	2,323	0	42	0
TOTAL-CITY AND TOWN:	0	4,438	159	3,628	1,149	7,378	0
GRAND TOTAL:	730	4,492	411	3,674	1,480	7,390	1,532
MARION							
MARION CIRCUIT COURT	0	0	0	0	0	0	2,098
MARION SUPERIOR COURT, CIV. 1	0	0	0	0	0	0	0
MARION SUPERIOR COURT, CIV. 2	0	0	0	0	0	0	0
MARION SUPERIOR COURT, CIV. 3	0	0	0	0	0	0	0
MARION SUPERIOR COURT, CIV. 4	0	0	0	0	0	0	0
MARION SUPERIOR COURT, CIV. 5	0	0	0	0	0	0	0

- - - CIVIL - - -

PLE	SCL	RCL	DIS	RDS	P/A	GUA	OTH	TOT
154	1,970	349	0	0	0	0	14	14,357
147	2,046	1,158	0	0	0	0	0	15,084
10,200	5,136	6,593	3,170	1,813	1,485	716	1,168	70,800
127	0	0	0	0	0	0	0	1,166
4,632	0	3,211	0	0	0	0	0	11,245
6,501	0	0	0	0	0	0	0	22,038
4,076	0	0	0	0	0	0	0	13,054
0	0	0	0	0	0	0	203	1,775
0	0	0	0	0	0	0	0	950
0	0	0	0	0	0	0	0	386
15,336	0	3,211	0	0	0	0	203	50,614
25,536	5,136	9,804	3,170	1,813	1,485	716	1,371	121,414
201	0	15	332	424	228	53	84	1,567
426	0	127	291	183	156	53	0	1,343
364	0	44	165	65	28	13	21	975
254	0	0	5	0	0	4	0	555
0	2,266	1,696	0	0	0	0	235	11,078
133	1,308	741	0	0	0	0	251	13,658
1,378	3,574	2,623	793	672	412	123	591	29,176
1,378	3,574	2,623	793	672	412	123	591	29,176
131	0	0	174	139	170	68	171	1,084
190	0	149	193	154	0	0	189	916
43	1,156	557	0	0	0	0	35	5,333
364	1,156	706	367	293	170	68	395	7,333
364	1,156	706	367	293	170	68	395	7,333
283	0	24	211	113	197	96	38	1,100
291	0	116	337	199	330	114	27	1,524
183	0	32	352	516	0	0	420	3,035
372	0	60	368	514	27	28	11	1,525
92	2,337	1,789	0	0	0	0	0	4,727
131	2,320	1,946	0	0	0	0	0	4,920
1,352	4,657	3,967	1,268	1,342	554	238	496	16,831
0	0	0	0	0	0	0	0	483
0	0	0	0	0	0	0	1	10,954
131	0	3	0	0	0	0	0	2,160
0	0	0	0	0	0	0	0	3,290
131	0	3	0	0	0	0	1	16,887
1,483	4,657	3,970	1,268	1,342	554	238	497	33,718
668	0	261	451	1,752	0	0	721	5,951
727	0	104	990	574	0	0	0	2,395
705	0	112	1,026	1,019	0	0	0	2,862
742	0	222	949	1,201	0	0	0	3,114
793	0	99	941	734	0	0	0	2,567
804	0	0	930	1,542	0	0	0	3,276

- - - C R I M I N A L - - -

	CFL	CMS	RCR	TMS	LOV	INF	JUV
MARION							
MARION SUPERIOR COURT, CJV. 6	0	0	0	0	0	0	0
MARION SUPERIOR COURT, CIV. 7	0	0	0	0	0	0	0
MARION SUPERIOR COURT, JUV.DIV	12	0	0	0	0	0	4,048
MARION SUPERIOR COURT, PROB.	0	0	0	0	0	0	0
MARION SUPERIOR COURT, CRIM. 1	300	0	99	0	0	0	0
MARION SUPERIOR COURT, CRIM. 2	301	0	184	0	0	0	0
MARION SUPERIOR COURT, CRIM. 3	250	0	92	0	0	0	0
MARION SUPERIOR COURT, CRIM. 4	288	0	131	0	0	0	0
MARION SUPERIOR COURT, CRIM. 5	308	20	0	0	0	0	0
MARION SUPERIOR COURT, CRIM. 6	312	0	0	0	0	0	0
MARION MUNICIPAL COURT 1	0	0	0	0	0	0	0
MARION MUNICIPAL COURT 2	0	0	0	0	0	0	0
MARION MUNICIPAL COURT 3	14	1,385	0	17	3	8	0
MARION MUNICIPAL COURT 4	1,350	6,777	0	4,224	260	1,843	0
MARION MUNICIPAL COURT 5	856	5,243	0	2,707	271	1,316	0
MARION MUNICIPAL COURT 6	1,722	690	0	172	20	130	0
MARION MUNICIPAL COURT 7	0	0	0	0	0	0	0
MARION MUNICIPAL COURT 8	0	0	0	0	0	0	0
MARION MUNICIPAL COURT 9	1,000	6,241	0	2,831	169	1,636	0
MARION MUNICIPAL COURT 10	1,288	6,088	0	3,880	287	2,308	0
MARION MUNICIPAL COURT 12	0	0	0	0	2,343	0	0
MARION MUNICIPAL COURT 13	324	1,340	0	2,170	4,156	10,927	0
MARION MUNICIPAL COURT 14	515	2,025	0	2,835	348	5,179	0
MARION MUNICIPAL COURT 15	1,706	692	0	165	27	145	0
MARION MUNICIPAL COURT 16	6	7	0	0	33,708	66,532	0
MARION MUN. 17-EFF. 11/10/86	8	215	0	13	0	4	0
TOTAL-COURTS OF RECORD:	10,560	30,723	506	19,014	41,592	90,028	6,146
CENTER TOWNSHIP	0	0	0	0	0	0	0
DECATUR TOWNSHIP DIVISION	0	0	0	0	0	0	0
LAWRENCE TOWNSHIP DIVISION	0	0	0	0	0	0	0
PERRY TOWNSHIP DIVISION	0	0	0	0	0	0	0
PIKE TOWNSHIP DIVISION	0	0	0	0	0	0	0
WARREN TOWNSHIP DIVISION	0	0	0	0	0	0	0
WASHINGTON TOWNSHIP DIVISION	0	0	0	0	0	0	0
WAYNE TOWNSHIP DIVISION	0	0	0	0	0	0	0
TOTAL-SMALL CLAIMS:	0	0	0	0	0	0	0
GRAND TOTAL:	10,560	30,723	506	19,014	41,592	90,028	6,146
MARSHALL							
MARSHALL CIRCUIT COURT	24	2	30	0	0	0	304
MARSHALL SUPERIOR COURT	84	0	37	0	0	0	0
MARSHALL COUNTY COURT	205	815	550	589	0	3,691	0
TOTAL-COURTS OF RECORD:	313	817	617	589	0	3,691	304
PLYMOUTH CITY COURT	0	0	0	0	0	36	0
ARGOS TOWN COURT	0	8	0	2	6	1,472	0
TOTAL-CITY AND TOWN:	0	8	0	2	6	1,508	0
GRAND TOTAL:	313	825	617	591	6	5,199	304
MARTIN							
MARTIN CIRCUIT COURT	69	14	15	0	0	0	31
MARTIN CIRCUIT COURT CCF	0	0	13	305	0	998	0
TOTAL-COURTS OF RECORD:	69	14	28	305	0	998	31

- - - CIVIL - - -

PLE	SCL	RCL	DIS	RDS	P/A	GUA	OTH	TOT
753	0	92	983	499	0	0	0	2,327
808	0	85	909	676	0	0	22	2,500
0	0	0	0	0	0	0	914	4,974
1,092	0	0	0	0	2,859	1,068	29	5,048
0	0	0	0	0	0	0	0	399
0	0	0	0	0	0	0	0	485
0	0	0	0	0	0	0	0	342
0	0	0	0	0	0	0	0	419
0	0	0	0	0	0	0	0	328
0	0	0	0	0	0	0	0	312
2,332	0	1,788	0	0	0	0	0	4,120
2,171	0	2,228	0	0	0	0	0	4,399
0	0	0	0	0	0	0	0	1,427
0	0	0	0	0	0	0	0	14,454
0	0	0	0	0	0	0	0	10,393
0	0	0	0	0	0	0	0	2,734
2,222	0	1,811	0	0	0	0	0	4,033
2,232	0	1,658	0	0	0	0	0	3,890
0	0	0	0	0	0	0	0	11,877
0	0	0	0	0	0	0	0	13,851
2,034	0	25	0	0	0	0	250	4,652
0	0	0	0	0	0	0	0	18,917
0	0	0	0	0	0	0	0	10,902
0	0	0	0	0	0	0	0	2,735
0	0	0	0	0	0	0	0	100,253
0	0	0	0	0	0	0	0	240
18,083	0	8,485	7,179	7,997	2,859	1,068	1,936	246,176
6,364	0	2,723	0	0	0	0	671	9,758
7,976	0	3,137	0	0	0	0	17	11,130
6,099	0	429	0	0	0	0	28	6,556
5,483	0	0	0	0	0	0	0	5,483
9,056	0	4,785	0	0	0	0	0	13,841
15,705	0	5,082	0	0	0	0	0	20,787
6,596	0	1,785	0	0	0	0	0	8,381
3,323	0	513	0	0	0	0	34	3,870
60,602	0	18,454	0	0	0	0	750	79,806
78,685	0	26,939	7,179	7,997	2,859	1,068	2,686	325,982
129	0	188	197	253	91	39	10	1,267
75	0	19	121	166	82	20	8	612
56	1,165	815	0	0	0	0	642	8,528
260	1,165	1,022	318	419	173	59	660	10,407
0	0	0	0	0	0	0	0	36
0	0	0	0	0	0	0	0	1,488
0	0	0	0	0	0	0	0	1,524
260	1,165	1,022	318	419	173	59	660	11,931
94	0	9	71	19	49	15	0	386
0	106	6	0	0	0	0	0	1,428
94	106	15	71	19	49	15	0	1,814

- - - C R I M I N A L - - -

	CFL	GMS	RCR	TMS	LOV	INF	JUV
LOGOOTEETEE CITY COURT	0	237	0	0	0	0	0
TOTAL-CITY AND TOWN:	0	237	0	0	0	0	0
GRAND TOTAL:	69	251	28	305	0	998	31
MIAMI							
MIAMI CIRCUIT COURT	66	180	55	0	0	0	147
MIAMI SUPERIOR COURT	63	0	6	0	0	0	147
MIAMI SUPERIOR COURT CCF	0	129	20	612	0	1,791	0
TOTAL-COURTS OF RECORD:	129	309	81	612	0	1,791	294
PERU CITY COURT	0	0	0	144	0	0	0
BUNKER HILL TOWN COURT	0	0	0	1,928	128	0	0
TOTAL-CITY AND TOWN:	0	0	0	2,072	128	0	0
GRAND TOTAL:	129	309	81	2,684	128	1,791	294
MONROE							
MONROE CIRCUIT COURT	148	0	102	0	0	0	750
MONROE SUPERIOR COURT 1	154	0	135	0	0	0	0
MONROE SUPERIOR COURT 1 CCF	0	0	0	0	0	0	0
MONROE SUPERIOR COURT 2	133	0	116	0	0	0	0
MONROE SUPERIOR COURT 2 CCF	0	0	0	0	0	0	0
MONROE SUPERIOR COURT 3	142	0	144	0	0	0	0
MONROE SUPERIOR COURT 3 CCF	0	0	0	0	0	0	0
MONROE SUPERIOR COURT 4	181	0	16	0	0	0	0
MONROE SUPERIOR COURT 4 CCF	0	4,810	1,542	9,623	292	0	0
TOTAL-COURTS OF RECORD:	758	4,810	2,055	9,623	292	0	750
GRAND TOTAL:	758	4,810	2,055	9,623	292	0	750
MONTGOMERY							
MONTGOMERY CIRCUIT COURT	134	0	11	0	0	0	75
MONTGOMERY COUNTY COURT	53	682	40	240	0	104	0
TOTAL-COURTS OF RECORD:	187	682	51	240	0	104	75
CRAWFORDSVILLE CITY COURT	0	4	0	1	165	2,114	0
TOTAL-CITY AND TOWN:	0	4	0	1	165	2,114	0
GRAND TOTAL:	187	686	51	241	165	2,218	75
MORGAN							
MORGAN CIRCUIT COURT	167	6	20	0	0	0	301
MORGAN SUPERIOR COURT	66	225	50	0	0	0	0
MORGAN COUNTY COURT	75	423	278	228	0	39	0
TOTAL-COURTS OF RECORD:	308	654	348	228	0	39	301
MARTINSVILLE CITY COURT	0	203	0	1,515	0	0	0
MOORESVILLE TOWN COURT	0	79	0	0	0	4,300	0
TOTAL-CITY AND TOWN:	0	282	0	1,515	0	4,300	0
GRAND TOTAL:	308	936	348	1,743	0	4,339	301
NEWTON							
NEWTON CIRCUIT COURT	15	9	0	0	0	0	35
NEWTON SUPERIOR COURT	208	0	0	0	0	0	0
NEWTON SUPERIOR COURT CCF	0	176	1	0	1,204	0	0
TOTAL-COURTS OF RECORD:	223	185	1	0	1,204	0	35
GRAND TOTAL:	223	185	1	0	1,204	0	35
NOBLE							
NOBLE CIRCUIT COURT	42	0	10	0	0	0	38

- - - CIVIL - - -

PLE	SCL	RCL	DIS	RDS	P/A	GUA	OTH	TOT
0	0	0	0	0	0	0	0	237
0	0	0	0	0	0	0	0	237
94	106	15	71	19	49	15	0	2,051
199	0	34	42	80	26	4	82	915
162	0	41	254	165	133	31	73	1,075
0	893	420	0	0	0	0	0	3,865
361	893	495	296	245	159	35	155	5,855
0	0	0	0	0	0	0	0	144
0	0	0	0	0	0	0	69	2,125
0	0	0	0	0	0	0	69	2,269
361	893	495	296	245	159	35	224	8,124
425	0	73	163	152	264	90	111	2,278
231	0	89	233	162	0	0	0	1,004
0	1,182	962	0	0	0	0	0	2,144
211	0	123	229	150	0	0	0	962
0	1,243	990	0	0	0	0	0	2,233
225	0	117	229	121	0	0	0	978
0	1,267	1,077	0	0	0	0	0	2,344
85	0	4	72	8	0	0	0	366
0	0	0	0	0	0	0	0	16,267
1,177	3,692	3,435	926	593	264	90	111	28,576
1,177	3,692	3,435	926	593	264	90	111	28,576
246	0	14	290	44	138	47	0	999
17	638	231	0	0	0	0	25	2,030
263	638	245	290	44	138	47	25	3,029
50	0	0	0	0	0	0	0	2,334
50	0	0	0	0	0	0	0	2,334
313	638	245	290	44	138	47	25	5,363
297	0	68	76	82	74	27	0	1,118
196	0	46	399	234	152	51	2	1,421
22	1,678	701	0	0	0	0	0	3,444
515	1,678	815	475	316	226	78	2	5,983
0	0	0	0	0	0	0	0	1,718
0	0	0	0	0	0	0	263	4,642
0	0	0	0	0	0	0	263	6,360
515	1,678	815	475	316	226	78	265	12,343
280	0	60	67	18	73	13	0	570
101	0	0	18	7	4	7	0	345
0	316	22	0	0	0	0	17	1,736
381	316	82	85	25	77	20	17	2,651
381	316	82	85	25	77	20	17	2,651
114	0	36	219	273	137	48	36	953

- - - C R I M I N A L - - -

	CFL	CMS	RCR	TMS	LOV	INF	JUV
NOBLE							
NOBLE SUPERIOR COURT	5	0	42	0	0	0	173
NOBLE COUNTY COURT	265	825	136	1	14	865	0
TOTAL-COURTS OF RECORD:	312	825	188	1	14	865	211
CROMWELL TOWN COURT	0	0	0	0	0	1,046	0
TOTAL-CITY AND TOWN:	0	0	0	0	0	1,046	0
GRAND TOTAL:	312	825	188	1	14	1,911	211
OHIO							
OHIO CIRCUIT COURT	0	1	0	0	0	0	16
OHIO SUPERIOR COURT	0	0	0	0	0	0	0
OHIO SUPERIOR COURT CCF	15	112	6	62	0	252	0
TOTAL-COURTS OF RECORD:	15	113	6	62	0	252	16
GRAND TOTAL:	15	113	6	62	0	252	16
ORANGE							
ORANGE CIRCUIT COURT	159	15	8	0	0	0	55
ORANGE COUNTY COURT	0	850	0	0	0	1,114	0
TOTAL-COURTS OF RECORD:	159	865	8	0	0	1,114	55
GRAND TOTAL:	159	865	8	0	0	1,114	55
OWEN							
OWEN CIRCUIT COURT	97	308	271	0	0	0	82
OWEN CIRCUIT COURT CCF	0	22	0	0	0	974	0
TOTAL-COURTS OF RECORD:	97	330	271	0	0	974	82
GRAND TOTAL:	97	330	271	0	0	974	82
PARKE							
PARKE CIRCUIT COURT	111	7	0	0	0	0	56
PARKE CIRCUIT COURT CCF	0	448	0	168	0	1,113	0
TOTAL-COURTS OF RECORD:	111	455	0	168	0	1,113	56
GRAND TOTAL:	111	455	0	168	0	1,113	56
PERRY							
PERRY CIRCUIT COURT	50	22	8	0	0	0	35
PERRY CIRCUIT COURT CCF	0	115	0	72	0	807	0
TOTAL-COURTS OF RECORD:	50	137	8	72	0	807	35
CANNELTON CITY COURT	0	27	0	31	0	52	0
TELL CITY CITY COURT	0	382	0	198	4	796	0
TOTAL-CITY AND TOWN:	0	409	0	229	4	848	0
GRAND TOTAL:	50	546	8	301	4	1,655	35
PIKE							
PIKE CIRCUIT COURT	40	0	22	0	0	0	36
PIKE CIRCUIT COURT CCF	52	217	33	152	0	801	0
TOTAL-COURTS OF RECORD:	92	217	55	152	0	801	36
TOTAL-CITY AND TOWN:	0	0	0	0	0	0	0
GRAND TOTAL:	92	217	55	152	0	801	36
PORTER							
PORTER CIR & SUP 1 AND 2	139	0	98	0	0	0	1,161
PORTER SUPERIOR COURT 3	0	0	0	0	0	0	0
PORTER SUPERIOR COURT 3 CCF	168	1,007	329	558	16	4,788	0

- - - CIVIL - - -

PLE	SCL	RCL	DIS	RDS	P/A	GUA	OTH	TOT
154	0	86	75	99	7	6	32	679
29	1,158	346	0	0	0	0	0	3,639
297	1,158	468	294	372	144	54	68	5,271
0	0	0	0	0	0	0	0	1,046
0	0	0	0	0	0	0	0	1,046
297	1,158	468	294	372	144	54	68	6,317
29	0	0	21	8	31	1	0	107
9	0	1	17	0	0	0	0	27
0	54	4	0	0	0	0	13	518
38	54	5	38	8	31	1	13	652
38	54	5	38	8	31	1	13	652
169	0	20	123	131	95	29	15	819
46	679	170	0	0	0	0	5	2,864
215	679	190	123	131	95	29	20	3,683
215	679	190	123	131	95	29	20	3,683
102	0	38	130	163	63	20	75	1,349
0	286	55	0	0	0	0	0	1,337
102	286	93	130	163	63	20	75	2,686
102	286	93	130	163	63	20	75	2,686
100	0	3	113	25	83	13	16	527
0	232	0	0	0	0	0	0	1,961
100	232	3	113	25	83	13	16	2,488
100	232	3	113	25	83	13	16	2,488
136	0	16	120	42	76	31	0	536
0	462	0	0	0	0	0	0	1,456
136	462	16	120	42	76	31	0	1,992
0	0	0	0	0	0	0	0	110
0	0	0	0	0	0	0	73	1,453
0	0	0	0	0	0	0	73	1,563
136	462	16	120	42	76	31	73	3,555
111	0	27	119	62	68	12	26	523
0	172	46	0	0	0	0	29	1,502
111	172	73	119	62	68	12	55	2,025
0	0	0	0	0	0	0	0	0
111	172	73	119	62	68	12	55	2,025
2,062	0	409	841	1,071	432	165	0	6,378
15	0	0	15	0	0	0	0	30
19	1,682	593	0	0	0	0	25	9,185

- - - CRIMINAL - - -

	CFL	CMS	RCR	TMS	LOV	INF	JUV
PORTER							
PORTER COUNTY COURT	99	849	50	722	2	8,123	0
TOTAL-COURTS OF RECORD:	406	1,856	477	1,280	18	12,911	1,161
CHESTERTON TOWN COURT	0	157	0	128	115	622	0
TOTAL-CITY AND TOWN:	0	157	0	128	115	622	0
GRAND TOTAL:	406	2,013	477	1,408	133	13,533	1,161
POSEY							
POSEY CIRCUIT COURT	29	2	1	0	0	0	46
POSEY COUNTY COURT	76	393	92	263	13	2,018	0
TOTAL-COURTS OF RECORD:	105	395	93	263	13	2,018	46
GRAND TOTAL:	105	395	93	263	13	2,018	46
PULASKI							
PULASKI CIRCUIT COURT	47	0	47	0	0	0	68
PULASKI COUNTY COURT	102	198	31	97	0	741	0
TOTAL-COURTS OF RECORD:	149	198	78	97	0	741	68
GRAND TOTAL:	149	198	78	97	0	741	68
PUTNAM							
PUTNAM CIRCUIT COURT	48	0	31	0	0	0	130
PUTNAM COUNTY COURT	113	314	55	250	0	2,636	0
TOTAL-COURTS OF RECORD:	161	314	86	250	0	2,636	130
GRAND TOTAL:	161	314	86	250	0	2,636	130
RANDOLPH							
RANDOLPH CIRCUIT COURT	16	0	10	0	0	0	88
RANDOLPH COUNTY COURT	25	11	2	9	0	0	0
TOTAL-COURTS OF RECORD:	41	11	12	9	0	0	88
WINCHESTER CITY COURT	0	222	0	182	16	1,872	0
UNION CITY COURT	0	153	0	56	30	175	0
TOTAL-CITY AND TOWN:	0	375	0	238	46	2,047	0
GRAND TOTAL:	41	386	12	247	46	2,047	88
RIPLEY							
RIPLEY CIRCUIT COURT	89	45	68	0	0	0	102
RIPLEY CIRCUIT COURT CCF	0	0	0	0	0	0	0
TOTAL-COURTS OF RECORD:	89	45	68	0	0	0	102
BATESVILLE CITY COURT	0	111	0	261	78	1,221	0
VERSAILLES CITY COURT	0	461	0	107	0	1,542	0
TOTAL-CITY AND TOWN:	0	572	0	368	78	2,763	0
GRAND TOTAL:	89	617	68	368	78	2,763	102
RUSH							
RUSH CIRCUIT COURT	67	0	2	0	0	0	59
RUSH COUNTY COURT	29	242	0	118	31	1,171	0
TOTAL-COURTS OF RECORD:	96	242	2	118	31	1,171	59
GRAND TOTAL:	96	242	2	118	31	1,171	59
ST. JOSEPH							
ST. JOSEPH CIRCUIT COURT	1	0	1	0	0	0	0
ST. JOSEPH SUPERIOR COURTS	736	0	524	0	0	0	0
ST. JOSEPH SUPERIOR COURTS CCF	0	1,594	0	35,930	0	0	0

- - - CIVIL - - -

PLE	SCL	RCL	DIS	RDS	P/A	GUA	OTH	TOT
70	1,277	438	0	0	0	0	48	11,678
2,166	2,959	1,440	856	1,071	432	165	73	27,271
0	0	0	0	0	0	0	0	1,022
0	0	0	0	0	0	0	0	1,022
2,166	2,959	1,440	856	1,071	432	165	73	28,293
95	0	0	165	66	115	24	16	559
4	285	52	0	0	0	0	0	3,196
99	285	52	165	66	115	24	16	3,755
99	285	52	165	66	115	24	16	3,755
137	0	62	83	75	71	27	9	626
20	306	83	0	0	0	0	0	1,578
157	306	145	83	75	71	27	9	2,204
157	306	145	83	75	71	27	9	2,204
272	0	45	258	139	144	50	32	1,149
28	1,261	365	0	0	0	0	0	5,022
300	1,261	410	258	139	144	50	32	6,171
300	1,261	410	258	139	144	50	32	6,171
171	0	63	230	167	140	21	78	984
19	583	317	0	0	0	0	0	966
190	583	380	230	167	140	21	78	1,950
0	0	0	0	0	0	0	0	2,292
0	0	0	0	0	0	0	1	415
0	0	0	0	0	0	0	1	2,707
190	583	380	230	167	140	21	79	4,657
235	0	48	133	92	107	43	0	962
0	514	241	0	0	0	0	0	755
235	514	289	133	92	107	43	0	1,717
197	0	0	0	0	0	0	0	1,868
0	0	0	0	0	0	0	0	2,110
197	0	0	0	0	0	0	0	3,978
432	514	289	133	92	107	43	0	5,695
138	0	22	129	64	107	43	76	707
21	558	207	0	0	0	0	52	2,429
159	558	229	129	64	107	43	128	3,136
159	558	229	129	64	107	43	128	3,136
2,129	0	1,033	812	270	40	16	128	4,430
1,006	0	387	690	1,324	118	13	191	4,989
0	7,860	5,903	0	0	0	0	0	51,287

- - - CRIMINAL - - -

	CFL	CMS	RGR	TMS	LOV	INF	JUV
ST. JOSEPH							
TOTAL-COURTS OF RECORD:	737	1,594	525	35,930	0	0	0
WALKERTON TOWN COURT	0	113	0	51	11	477	0
TOTAL-CITY AND TOWN:	0	113	0	51	11	477	0
GRAND TOTAL:	737	1,707	525	35,981	11	477	0
SCOTT							
SCOTT CIRCUIT COURT	44	0	6	0	0	0	56
SCOTT COUNTY COURT	57	546	0	399	14	1,960	0
TOTAL-COURTS OF RECORD:	101	546	6	399	14	1,960	56
GRAND TOTAL:	101	546	6	399	14	1,960	56
SHELBY							
SHELBY CIRCUIT COURT	13	0	5	0	0	0	0
SHELBY SUPERIOR COURT	62	1	16	0	0	0	99
SHELBY COUNTY COURT	205	757	240	339	2	2,856	0
TOTAL-COURTS OF RECORD:	280	758	261	339	2	2,856	99
GRAND TOTAL:	280	758	261	339	2	2,856	99
SPENCER							
SPENCER CIRCUIT COURT	68	0	4	0	0	0	9
SPENCER CIRCUIT COURT CCF	0	276	0	163	0	2,806	0
TOTAL-COURTS OF RECORD:	68	276	4	163	0	2,806	9
ROCKPORT CITY COURT	0	64	0	0	0	0	0
TOTAL-CITY AND TOWN:	0	64	0	0	0	0	0
GRAND TOTAL:	68	340	4	163	0	2,806	9
STARKE							
STARKE CIRCUIT COURT	162	3	17	0	0	0	111
STARKE CIRCUIT COURT CCF	0	0	0	0	0	0	0
TOTAL-COURTS OF RECORD:	162	3	17	0	0	0	111
KNOX CITY COURT	0	265	844	0	0	2,287	0
TOTAL-CITY AND TOWN:	0	265	844	0	0	2,287	0
GRAND TOTAL:	162	268	861	0	0	2,287	111
STIEUBEN							
STIEUBEN CIRCUIT COURT	39	66	8	0	0	0	118
STIEUBEN COUNTY COURT	95	358	87	357	12	954	0
TOTAL-COURTS OF RECORD:	134	424	95	357	12	954	118
FREMONT TOWN COURT	0	70	0	393	80	4,126	0
TOTAL-CITY AND TOWN:	0	70	0	393	80	4,126	0
GRAND TOTAL:	134	494	95	750	92	5,080	118
SULLIVAN							
SULLIVAN CIRCUIT COURT	33	0	0	0	0	0	50
SULLIVAN COUNTY COURT	25	287	11	70	12	2,212	0
TOTAL-COURTS OF RECORD:	58	287	11	70	12	2,212	50
GRAND TOTAL:	58	287	11	70	12	2,212	50
SWITZERLAND							
SWITZERLAND CIR & SUP	26	126	3	0	0	0	11
SWITZERLAND SUPERIOR COURT CCF	108	197	15	134	0	21	0
TOTAL-COURTS OF RECORD:	134	323	18	134	0	21	11

- - - CIVIL - - -

PLE	SCL	RCL	DIS	RDS	P/A	GUA	OTH	TOT
3,135	7,860	7,323	1,502	1,594	158	29	319	60,706
0	0	0	0	0	0	0	0	652
0	0	0	0	0	0	0	0	652
3,135	7,860	7,323	1,502	1,594	158	29	319	61,358
184	0	49	280	143	80	30	142	1,014
31	256	84	0	0	0	0	0	3,347
215	256	133	280	143	80	30	142	4,361
215	256	133	280	143	80	30	142	4,361
193	0	70	200	180	154	45	8	868
155	0	15	149	102	36	26	52	713
98	2,098	436	0	0	0	0	0	7,031
446	2,098	521	349	282	190	71	60	8,612
446	2,098	521	349	282	190	71	60	8,612
173	0	25	136	29	76	33	1	554
0	192	47	0	0	0	0	0	3,484
173	192	72	136	29	76	33	1	4,038
0	0	0	0	0	0	0	0	64
0	0	0	0	0	0	0	0	64
173	192	72	136	29	76	33	1	4,102
529	0	486	142	158	83	18	88	1,797
0	412	174	0	0	0	0	0	586
529	412	660	142	158	83	18	88	2,383
0	0	0	0	0	0	0	0	3,396
0	0	0	0	0	0	0	0	3,396
529	412	660	142	158	83	18	88	5,779
196	0	36	191	198	109	35	9	1,005
69	699	240	0	0	0	0	0	2,871
265	699	276	191	198	109	35	9	3,876
0	0	0	0	0	0	0	0	4,669
0	0	0	0	0	0	0	0	4,669
265	699	276	191	198	109	35	9	8,545
178	0	13	140	64	127	30	9	644
7	674	170	0	0	0	0	116	3,584
185	674	183	140	64	127	30	125	4,228
185	674	183	140	64	127	30	125	4,228
62	0	1	53	30	23	14	7	356
0	132	23	0	0	0	0	6	636
62	132	24	53	30	23	14	13	992

- - - CRIMINAL - - -

	CFL	GMS	RGR	TMS	LOV	INF	JUV
SWITZERLAND							
GRAND TOTAL:	134	323	18	134	0	21	11
TIPPECANOE							
TIPPECANOE CIRCUIT COURT	9	0	4	0	0	0	8
TIPPECANOE SUPERIOR COURT 1	78	0	66	0	0	0	0
TIPPECANOE SUPERIOR COURT 2	0	0	4	0	0	0	0
TIPPECANOE SUPERIOR COURT 3	0	14	0	0	0	0	1,047
TIPPECANOE COUNTY COURT 1	100	0	1	0	1	23	0
TIPPECANOE COUNTY COURT 2	448	1,426	0	974	0	7,817	0
TOTAL-COURTS OF RECORD:	635	1,440	75	974	1	7,840	1,055
WEST LAFAYETTE CITY COURT	0	37	0	0	160	1,914	0
TOTAL-CITY AND TOWN:	0	37	0	0	160	1,914	0
GRAND TOTAL:	635	1,477	75	974	161	9,754	1,055
TIPTON							
TIPTON CIRCUIT COURT	38	60	17	0	0	0	23
TIPTON CIRCUIT COURT CCF	0	0	0	0	0	0	0
TOTAL-COURTS OF RECORD:	38	60	17	0	0	0	23
TIPTON CITY COURT	0	249	0	147	7	1,451	0
SHARPSVILLE TOWN COURT	0	0	0	1,397	3	0	0
TOTAL-CITY AND TOWN:	0	249	0	1,544	10	1,451	0
GRAND TOTAL:	38	309	17	1,544	10	1,451	23
UNION							
UNION CIRCUIT COURT	39	115	1	0	0	0	2
UNION CIRCUIT COURT CCF	0	0	0	100	0	1,484	0
TOTAL-COURTS OF RECORD:	39	115	1	100	0	1,484	2
GRAND TOTAL:	39	115	1	100	0	1,484	2
VANDERBURGH							
VANDERBURGH CIRCUIT COURT	603	0	367	0	0	0	0
VANDERBURGH SUPERIOR COURT CCF	0	0	0	0	261	0	0
VANDERBURGH SUPERIOR COURTS	439	0	0	0	0	0	1,091
VANDERBURGH SUPERIOR COURT CCF	0	3,506	0	0	0	13,099	0
TOTAL-COURTS OF RECORD:	1,042	3,506	367	0	261	13,099	1,091
GRAND TOTAL:	1,042	3,506	367	0	261	13,099	1,091
VERMILLION							
VERMILLION CIRCUIT COURT	79	157	5	0	0	0	48
VERMILLION CIRCUIT COURT CCF	0	255	18	148	0	444	0
TOTAL-COURTS OF RECORD:	79	412	23	148	0	444	48
CLINTON CITY COURT	0	0	0	0	122	3,025	0
TOTAL-CITY AND TOWN:	0	0	0	0	122	3,025	0
GRAND TOTAL:	79	412	23	148	122	3,469	48
VIGO							
VIGO CIRCUIT COURT	119	0	57	0	0	0	619
VIGO SUPERIOR COURT 1	127	36	33	0	0	0	0
VIGO SUPERIOR COURT 2	0	0	3	0	0	0	3
VIGO COUNTY COURT - DIV. 4	0	2	0	0	0	0	0
VIGO COUNTY COURT - DIV. 5	290	434	141	637	0	360	0
TOTAL-COURTS OF RECORD:	536	472	234	637	0	360	622

NEW FILINGS

PAGE 129

- - - CIVIL - - -

PLE	SCL	RCL	DIS	RDS	P/A	GUA	OTH	TOT
62	132	24	53	30	23	14	13	992
581	0	21	53	0	469	145	0	1,290
81	0	44	372	313	0	0	24	978
86	0	33	382	125	0	0	19	649
0	0	0	105	83	0	0	0	1,249
457	4,845	2,525	0	0	0	0	0	7,952
0	0	0	0	0	0	0	0	10,665
1,205	4,845	2,623	912	521	469	145	43	22,783
0	0	0	0	0	0	0	0	2,111
0	0	0	0	0	0	0	0	2,111
1,205	4,845	2,623	912	521	469	145	43	24,894
105	0	14	108	91	81	19	7	563
0	109	0	0	0	0	0	0	109
105	109	14	108	91	81	19	7	672
0	0	0	0	0	0	0	0	1,854
0	0	0	0	0	0	0	0	1,400
0	0	0	0	0	0	0	0	3,254
105	109	14	108	91	81	19	7	3,926
63	0	13	55	41	44	11	11	395
0	42	20	0	0	0	0	0	1,646
63	42	33	55	41	44	11	11	2,041
63	42	33	55	41	44	11	11	2,041
391	0	48	1	0	0	0	0	1,410
0	6,568	4,334	0	0	0	0	0	11,163
1,524	0	296	1,601	469	822	207	250	6,699
0	0	0	0	0	0	0	0	16,605
1,915	6,568	4,678	1,602	469	822	207	250	35,877
1,915	6,568	4,678	1,602	469	822	207	250	35,877
151	0	17	142	79	104	40	0	822
0	257	100	0	0	0	0	0	1,222
151	257	117	142	79	104	40	0	2,044
0	0	0	0	0	0	0	0	3,147
0	0	0	0	0	0	0	0	3,147
151	257	117	142	79	104	40	0	5,191
258	0	9	206	73	70	72	55	1,538
328	0	61	266	144	381	110	0	1,486
154	0	9	496	212	0	0	235	1,112
547	2,043	2,049	0	0	0	0	75	4,716
17	842	260	0	0	0	0	8	2,989
1,304	2,885	2,388	968	429	451	182	373	11,841

- - - CRIMINAL - - -

	CFL	CMS	RCR	TMS	LOV	INF	JUV
TERRE HAUTE CITY COURT	0	2,320	0	134	89	7,379	0
TOTAL-CITY AND TOWN:	0	2,320	0	134	89	7,379	0
GRAND TOTAL:	536	2,792	234	771	89	7,739	622
WABASH							
WABASH CIRCUIT COURT	60	0	48	0	0	0	132
WABASH COUNTY COURT	50	691	114	542	0	2,270	0
TOTAL-COURTS OF RECORD:	110	691	162	542	0	2,270	132
WABASH CITY COURT	0	0	0	0	0	0	0
NORTH MANCHESTER TOWN COURT	0	0	0	0	0	295	0
TOTAL-CITY AND TOWN:	0	0	0	0	0	295	0
GRAND TOTAL:	110	691	162	542	0	2,565	132
WARREN							
WARREN CIRCUIT COURT	39	0	13	0	0	0	21
WARREN CIRCUIT COURT CCF	0	100	9	61	0	1,130	0
TOTAL-COURTS OF RECORD:	39	100	22	61	0	1,130	21
GRAND TOTAL:	39	100	22	61	0	1,130	21
WARRICK							
WARRICK CIRCUIT COURT	111	0	18	0	0	0	134
WARRICK SUPERIOR COURT	110	0	24	0	0	0	24
WARRICK SUPERIOR COURT CCF	0	0	0	1,428	0	4,201	0
TOTAL-COURTS OF RECORD:	221	0	42	1,428	0	4,201	158
GRAND TOTAL:	221	0	42	1,428	0	4,201	158
WASHINGTON							
WASHINGTON CIRCUIT COURT	182	45	45	0	0	0	193
WASHINGTON CIRCUIT COURT CCF	0	0	0	0	0	0	0
TOTAL-COURTS OF RECORD:	182	45	45	0	0	0	193
SALEM CITY COURT	0	345	0	247	3	1,055	0
TOTAL-CITY AND TOWN:	0	345	0	247	3	1,055	0
GRAND TOTAL:	182	390	45	247	3	1,055	193
WAYNE							
WAYNE CIRCUIT COURT	109	0	33	0	0	0	81
WAYNE SUPERIOR COURT 1	104	0	18	0	0	0	48
WAYNE SUPERIOR COURT 2	196	0	27	0	0	0	168
WAYNE SUPERIOR COURT 3 CCF	186	1,469	0	8,964	0	0	0
TOTAL-COURTS OF RECORD:	595	1,469	78	8,964	0	0	297
HAGERSTOWN TOWN COURT	0	37	0	25	6	1,383	0
TOTAL-CITY AND TOWN:	0	37	0	25	6	1,383	0
GRAND TOTAL:	595	1,506	78	8,989	6	1,383	297
WELLS							
WELLS CIRCUIT COURT	14	3	5	0	0	0	110
WELLS SUPERIOR COURT	4	0	0	0	0	0	0
WELLS SUPERIOR COURT CCF	95	132	124	218	4	161	0
TOTAL-COURTS OF RECORD:	113	135	129	218	4	161	110
BLUFFTON CITY COURT	0	29	0	1,351	3	0	0
TOTAL-CITY AND TOWN:	0	29	0	1,351	3	0	0
GRAND TOTAL:	113	164	129	1,569	7	161	110
WHITE							
WHITE CIRCUIT COURT	5	0	21	0	0	0	50

NEW FILINGS

PAGE 131

- - - C I V I L - - -

PLE	SCL	RCL	DIS	RDS	P/A	GUA	OTH	TOT
0	0	0	0	0	0	0	0	9,922
0	0	0	0	0	0	0	0	9,922
1,304	2,885	2,388	968	429	451	182	373	21,763
299	0	57	239	170	165	46	63	1,279
34	989	1,402	0	0	0	0	0	6,092
333	989	1,459	239	170	165	46	63	7,371
1,559	0	762	0	0	0	0	0	2,321
0	0	0	0	0	0	0	0	295
1,559	0	762	0	0	0	0	0	2,616
1,892	989	2,221	239	170	165	46	63	9,987
54	0	18	47	72	48	11	17	340
0	73	10	0	0	0	0	103	1,486
54	73	28	47	72	48	11	120	1,826
54	73	28	47	72	48	11	120	1,826
295	0	43	198	162	106	45	0	1,112
108	0	43	119	33	32	17	110	620
0	694	364	0	0	0	0	424	7,111
403	694	450	317	195	138	62	534	8,843
403	694	450	317	195	138	62	534	8,843
307	0	73	183	107	107	35	15	1,292
0	523	232	0	0	0	0	0	755
307	523	305	183	107	107	35	15	2,047
0	0	0	0	0	0	0	0	1,650
0	0	0	0	0	0	0	0	1,650
307	523	305	183	107	107	35	15	3,697
392	0	90	195	47	61	17	181	1,206
160	0	65	188	110	242	49	145	1,129
90	0	24	163	119	65	14	176	1,042
85	1,572	761	0	0	0	0	1,466	14,503
727	1,572	940	546	276	368	80	1,968	17,880
0	0	0	0	0	0	0	50	1,501
0	0	0	0	0	0	0	50	1,501
727	1,572	940	546	276	368	80	2,018	19,381
109	0	21	108	158	141	26	9	704
17	0	12	27	4	0	0	3	67
14	535	221	0	0	0	0	3	1,507
140	535	254	135	162	141	26	15	2,278
0	0	0	0	0	0	0	28	1,411
0	0	0	0	0	0	0	28	1,411
140	535	254	135	162	141	26	43	3,689
177	0	100	139	136	145	18	20	811

- - - C R I M I N A L - - -

	CFL	CMS	RCR	TMS	LOV	INF	JUV
WHITE							
WHITE SUPERIOR COURT	75	0	0	0	0	0	0
WHITE SUPERIOR COURT CCF	0	441	67	43	0	1,755	0
TOTAL-COURTS OF RECORD:	80	441	88	43	0	1,755	50
MONCN TOWN COURT	0	0	0	0	10	13	0
TOTAL-CITY AND TOWN:	0	0	0	0	10	13	0
GRAND TOTAL:	80	441	88	43	10	1,768	50
WHITLEY							
WHITLEY CIRCUIT COURT	0	1	13	0	0	0	46
WHITLEY SUPERIOR COURT	147	0	36	0	0	0	0
WHITLEY SUPERIOR COURT CCF	0	590	63	0	0	2,293	0
TOTAL-COURTS OF RECORD:	147	591	112	0	0	2,293	46
GRAND TOTAL:	147	591	112	0	0	2,293	46

- - - CIVIL - - -

PLE	SCL	RCL	DIS	RDS	P/A	GUA	OTH	TOT
35	0	17	0	0	0	0	0	127
0	447	175	0	0	0	0	60	2,988
212	447	292	139	136	145	18	80	3,926
0	0	0	0	0	0	0	0	23
0	0	0	0	0	0	0	0	23
212	447	292	139	136	145	18	80	3,949
136	0	43	113	152	144	27	6	681
42	0	9	60	6	0	0	0	300
0	726	226	0	0	0	0	0	3,898
178	726	278	173	158	144	27	6	4,879
178	726	278	173	158	144	27	6	4,879

- - - C R I M I N A L - - -

	CFL	CMS	RCR	TMS	LOV	INF	JUV
TOTALS FOR SUPERIOR AND CIRCUIT COURTS	16,664	3,738	5,310	0	0	0	30,469
TOTALS FOR COUNTY, MUNICIPAL COURTS AND CCF	18,998	95,896	6,583	129,210	49,931	306,635	0
TOTALS FOR SMALL CLAIM COURTS	0	0	0	0	0	0	0
TOTALS FOR CITY & TOWN COURTS	0	29,735	1,350	31,938	16,601	104,354	0
TOTALS FOR ALL COURTS	35,662	129,369	13,243	161,148	66,532	410,989	30,469

NEW FILINGS

PAGE 135

- - - CIVIL - - -

PLE	SCL	RCL	DIS	RDS	P/A	GUA	OTH	TOT
57,549	0	16,934	42,863	34,505	21,041	6,935	11,568	247,576
16,276	120,638	73,156	0	0	0	0	7,416	824,739
60,602	0	18,454	0	0	0	0	750	79,806
17,384	0	3,984	0	0	0	0	1,160	206,506
151,811	120,638	112,528	42,863	34,505	21,041	6,935	20,894	1,358,627

- - - CRIMINAL - - -

	CFL	CMS	RCR	TMS	LOV	INF	JUV
ADAMS							
ADAMS CIRCUIT COURT	7	0	23	0	0	0	103
ADAMS SUPERIOR COURT	86	231	129	0	0	0	0
ADAMS SUPERIOR COURT CCF	0	0	0	356	23	1,778	0
TOTAL-COURTS OF RECORD:	93	231	152	356	23	1,778	103
GRAND TOTAL:	93	231	152	356	23	1,778	103
ALLEN							
ALLEN CIRCUIT COURT	275	0	44	0	0	0	0
ALLEN SUPERIOR COURT	634	0	109	0	0	0	1,327
ALLEN SUPERIOR COURT CCF	0	8,170	0	18,788	0	0	0
TOTAL-COURTS OF RECORD:	909	8,170	153	18,788	0	0	1,327
GRAND TOTAL:	909	8,170	153	18,788	0	0	1,327
BARTHOLOMEW							
BARTHOLOMEW CIRCUIT COURT	42	0	12	0	0	0	611
BARTHOLOMEW SUPERIOR COURT 1	45	0	45	0	0	0	0
BARTHOLOMEW COUNTY	215	1,485	378	585	91	4,642	0
TOTAL-COURTS OF RECORD:	302	1,485	435	585	91	4,642	611
GRAND TOTAL:	302	1,485	435	585	91	4,642	611
BENTON							
BENTON CIRCUIT COURT	43	63	15	0	0	0	44
BENTON CIRCUIT COURT CCF	0	0	0	59	0	847	0
TOTAL-COURTS OF RECORD:	43	63	15	59	0	847	44
GRAND TOTAL:	43	63	15	59	0	847	44
BLACKFORD							
BLACKFORD CIRCUIT COURT	49	2	2	0	0	0	11
BLACKFORD CIRCUIT COURT CCF	0	0	0	0	0	0	0
TOTAL-COURTS OF RECORD:	49	2	2	0	0	0	11
HARTFORD CITY COURT	0	72	0	93	76	565	0
MONTPELIER CITY COURT	0	0	3	253	0	675	0
TOTAL-CITY AND TOWN:	0	72	3	346	76	1,240	0
GRAND TOTAL:	49	74	5	346	76	1,240	11
BOONE							
BOONE CIRCUIT COURT	15	0	27	0	0	0	143
BOONE SUPERIOR COURT 1	23	0	19	0	0	0	0
BOONE SUPERIOR COURT 2	0	0	0	0	0	0	0
BOONE SUPERIOR COURT 2 CCF	112	311	0	25	0	444	0
TOTAL-COURTS OF RECORD:	150	311	46	25	0	444	143
LEBANON CITY COURT	0	102	0	65	253	453	0
THORNTOWN TOWN COURT	0	97	0	78	9	2,497	0
ZIONSVILLE TOWN COURT	0	18	0	302	189	65	0
JAMESTOWN TOWN COURT	0	11	0	7	2	76	0
TOTAL-CITY AND TOWN:	0	228	0	452	453	3,091	0
GRAND TOTAL:	150	539	46	477	453	3,535	143
BROWN							
BROWN CIRCUIT COURT	24	0	0	0	0	0	45
BROWN CIRCUIT COURT CCF	87	655	39	81	0	575	0
TOTAL-COURTS OF RECORD:	111	655	39	81	0	575	45

CASES DISPOSED

- - - CIVIL - - -

PLE	SCL	RCL	DIS	RDS	P/A	GUA	OTH	TOT
128	0	22	36	101	148	6	0	574
56	0	3	90	13	0	0	0	608
0	389	91	0	0	0	0	41	2,678
184	389	116	126	114	148	6	41	3,860
184	389	116	126	114	148	6	41	3,860
1,036	0	531	1,104	666	0	0	69	3,725
1,401	0	993	703	1,106	668	141	657	7,739
0	14,183	13,518	0	0	0	0	0	54,659
2,437	14,183	15,042	1,807	1,772	668	141	726	66,123
2,437	14,183	15,042	1,807	1,772	668	141	726	66,123
350	0	51	245	193	56	31	0	1,591
174	0	57	349	283	135	47	113	1,248
212	2,917	1,231	0	0	0	0	0	11,756
736	2,917	1,339	594	476	191	78	113	14,595
736	2,917	1,339	594	476	191	78	113	14,595
137	0	27	47	45	68	5	0	494
0	110	25	0	0	0	0	3	1,044
137	110	52	47	45	68	5	3	1,538
137	110	52	47	45	68	5	3	1,538
91	0	14	152	66	32	3	4	426
0	349	325	0	0	0	0	0	674
91	349	339	152	66	32	3	4	1,100
0	0	2	0	0	0	0	8	816
0	0	0	0	0	0	0	0	931
0	0	2	0	0	0	0	8	1,747
91	349	341	152	66	32	3	12	2,847
366	0	76	143	226	0	0	105	1,101
158	0	6	115	76	162	29	18	606
28	0	3	14	0	0	0	0	45
20	314	152	0	0	0	0	0	1,378
572	314	237	272	302	162	29	123	3,130
0	0	0	0	0	0	0	0	873
0	0	0	0	0	0	0	83	2,764
0	0	0	0	0	0	0	0	574
0	0	0	0	0	0	0	0	96
0	0	0	0	0	0	0	83	4,307
572	314	237	272	302	162	29	206	7,437
126	0	8	88	19	30	5	1	346
1	134	12	0	0	0	0	0	1,584
127	134	20	88	19	30	5	1	1,930

- - - C R I M I N A L - - -

	CFL	CMS	ROR	TMS	LOV	INF	JUV
BROWN							
GRAND TOTAL:	111	655	39	81	0	575	45
CARROLL							
CARROLL CIRCUIT COURT	31	0	13	0	0	0	83
CARROLL CIRCUIT COURT CCF	70	300	28	174	0	1,050	0
TOTAL-COURTS OF RECORD:	101	300	41	174	0	1,050	83
DELPHI CITY COURT	0	0	0	346	0	0	0
BURLINGTON TOWN COURT	0	0	0	0	4	335	0
TOTAL-CITY AND TOWN:	0	0	0	346	4	335	0
GRAND TOTAL:	101	300	41	520	4	1,385	83
CASS							
CASS CIRCUIT COURT	101	0	32	0	0	0	83
CASS CIRCUIT COURT CCF	0	476	0	285	274	943	0
CASS SUPERIOR COURT	59	0	3	0	0	0	0
CASS SUPERIOR COURT CCF	0	15	0	0	0	0	0
TOTAL-COURTS OF RECORD:	160	491	35	285	274	943	83
GRAND TOTAL:	160	491	35	285	274	943	83
CLARK							
CLARK CIRCUIT COURT	45	0	0	0	0	0	0
CLARK SUPERIOR COURT 1	92	2	12	0	0	0	216
CLARK SUPERIOR COURT 2	0	0	0	0	0	0	81
CLARK COUNTY COURT	454	361	0	373	2	5,737	0
TOTAL-COURTS OF RECORD:	591	363	12	373	2	5,737	297
CHARLESTOWN CITY COURT	0	145	0	40	181	142	0
JEFFERSONVILLE CITY COURT	0	1,514	0	554	405	655	0
CLARKSVILLE TOWN COURT	0	782	0	340	1,152	81	0
TOTAL-CITY AND TOWN:	0	2,441	0	934	1,738	878	0
GRAND TOTAL:	591	2,804	12	1,307	1,740	6,615	297
CLAY							
CLAY CIRCUIT COURT	33	1	25	0	0	0	112
CLAY SUPERIOR COURT	91	437	41	0	0	0	0
CLAY SUPERIOR COURT CCF	0	0	0	37	0	954	0
TOTAL-COURTS OF RECORD:	124	438	66	37	0	954	112
GRAND TOTAL:	124	438	66	37	0	954	112
CLINTON							
CLINTON CIRCUIT COURT	46	0	3	0	0	0	94
CLINTON COUNTY COURT	99	251	26	239	0	1,477	0
TOTAL-COURTS OF RECORD:	145	251	29	239	0	1,477	94
FRANKFORT CITY COURT	0	72	0	34	10	0	0
TOTAL-CITY AND TOWN:	0	72	0	34	10	0	0
GRAND TOTAL:	145	323	29	273	10	1,477	94
CRAWFORD							
CRAWFORD CIRCUIT COURT	18	57	0	0	0	0	5
CRAWFORD CIRCUIT COURT CCF	12	61	4	19	0	702	0
TOTAL-COURTS OF RECORD:	30	118	4	19	0	702	5
GRAND TOTAL:	30	118	4	19	0	702	5
DAVISS							
DAVISS CIRCUIT COURT	44	0	13	0	0	0	97

CASES DISPOSED

- - - CIVIL - - -

PLE	SCL	RCL	DIS	RDS	P/A	GUA	OTH	TOT
127	134	20	88	19	30	5	1	1,930
85	0	18	136	126	106	14	18	630
12	458	151	0	0	0	0	3	2,246
97	458	169	136	126	106	14	21	2,876
0	0	0	0	0	0	0	0	346
0	0	0	0	0	0	0	0	339
0	0	0	0	0	0	0	0	685
97	458	169	136	126	106	14	21	3,561
177	0	72	145	208	199	44	67	1,128
0	0	0	0	0	0	0	246	2,224
131	0	27	180	88	110	14	6	618
0	1,305	210	0	0	0	0	0	1,530
308	1,305	309	325	296	309	58	319	5,500
308	1,305	309	325	296	309	58	319	5,500
242	0	0	0	0	182	14	0	483
161	0	12	320	271	21	13	1,163	2,283
658	0	237	477	202	14	4	0	1,673
511	809	0	0	0	0	0	0	8,247
1,572	809	249	797	473	217	31	1,163	12,686
0	0	0	0	0	0	0	0	508
0	0	0	0	0	0	0	0	3,128
0	0	0	0	0	0	0	0	2,355
0	0	0	0	0	0	0	0	5,991
1,572	809	249	797	473	217	31	1,163	18,677
268	0	117	113	139	156	39	0	1,003
127	0	46	80	36	0	0	0	858
0	429	160	0	0	0	0	0	1,580
395	429	323	193	175	156	39	0	3,441
395	429	323	193	175	156	39	0	3,441
211	0	16	205	132	248	39	59	1,053
55	581	283	0	0	0	0	0	3,011
266	581	299	205	132	248	39	59	4,064
0	0	0	0	0	0	0	0	116
0	0	0	0	0	0	0	0	116
266	581	299	205	132	248	39	59	4,180
55	0	0	48	6	29	2	1	221
2	122	23	0	0	0	0	0	945
57	122	23	48	6	29	2	1	1,166
57	122	23	48	6	29	2	1	1,166
223	0	17	160	68	141	17	31	811

CASES DISPOSED

PAGE 140

- - - CRIMINAL - - -

	CFL	CMS	RCR	TMS	I.OV	INF	JUV
DAVISS							
DAVISS COUNTY COURT	71	616	16	202	248	1,477	0
TOTAL-COURTS OF RECORD:	115	616	29	202	248	1,477	97
GRAND TOTAL:	115	616	29	202	248	1,477	97
DEARBORN							
DEARBORN CIRCUIT COURT	57	0	4	0	0	0	105
DEARBORN COUNTY COURT	203	168	0	208	0	319	0
TOTAL-COURTS OF RECORD:	260	168	4	208	0	319	105
AURORA CITY COURT	0	326	0	0	13	2,690	0
LAWRENCEBURG CITY COURT	0	675	0	579	18	2,422	0
TOTAL-CITY AND TOWN:	0	1,001	0	579	31	5,112	0
GRAND TOTAL:	260	1,169	4	787	31	5,431	105
DECATUR							
DECATUR CIRCUIT COURT	37	129	10	0	0	0	64
DECATUR COUNTY COURT	56	138	1	219	0	2,987	0
TOTAL-COURTS OF RECORD:	93	267	11	219	0	2,987	64
GRAND TOTAL:	93	267	11	219	0	2,987	64
DEKALB							
DEKALB CIRCUIT COURT	13	5	12	0	0	0	442
DEKALB SUPERIOR COURT	112	573	176	0	0	0	0
DEKALB SUPERIOR COURT CCF	0	0	0	28	0	1,894	0
TOTAL-COURTS OF RECORD:	125	578	188	28	0	1,894	442
BUTLER CITY COURT	0	0	0	74	0	0	0
TOTAL-CITY AND TOWN:	0	0	0	74	0	0	0
GRAND TOTAL:	125	578	188	102	0	1,894	442
DELAWARE							
DELAWARE CIRCUIT COURT	43	0	23	0	0	0	139
DELAWARE SUPERIOR COURT 1	67	0	25	0	0	0	79
DELAWARE SUPERIOR COURT 2	47	0	24	0	0	0	111
DELAWARE SUPERIOR COURT 3	0	0	0	0	0	0	0
DELAWARE SUPERIOR COURT 3 CCF	123	1,244	30	970	0	1,462	0
DELAWARE SUPERIOR COURT 4	0	0	0	0	0	0	0
DELAWARE SUPERIOR COURT 4 CCF	105	881	21	788	0	615	0
TOTAL-COURTS OF RECORD:	385	2,125	123	1,758	0	2,077	329
YORKTOWN TOWN COURT	0	0	0	0	0	7,946	0
TOTAL-CITY AND TOWN:	0	0	0	0	0	7,946	0
GRAND TOTAL:	385	2,125	123	1,758	0	10,023	329
DUBOIS							
DUBOIS CIRCUIT COURT	38	130	8	0	0	0	206
DUBOIS SUPERIOR COURT	20	0	5	0	0	0	0
DUBOIS SUPERIOR COURT CCF	0	449	15	443	24	2,669	0
TOTAL-COURTS OF RECORD:	58	579	28	443	24	2,669	206
GRAND TOTAL:	58	579	28	443	24	2,669	206
ELKHART							
ELKHART CIRCUIT COURT	112	0	145	0	0	0	353
ELKHART SUPERIOR COURT 1	56	0	23	0	0	0	0
ELKHART SUPERIOR COURT 2	75	0	58	0	0	0	303

CASES DISPOSED

- - - CIVIL - - -

PLE	SCL	RCL	DIS	RDS	P/A	GUA	OTH	TOT
7	581	154	0	0	0	0	76	3,448
230	581	171	160	68	141	17	107	4,259
230	581	171	160	68	141	17	107	4,259
203	0	2	261	201	145	29	90	1,097
68	774	0	0	0	0	0	0	1,740
271	774	2	261	201	145	29	90	2,837
0	0	0	0	0	0	0	9	3,038
5	0	0	0	0	0	0	15	3,714
5	0	0	0	0	0	0	24	6,752
276	774	2	261	201	145	29	114	9,589
155	0	21	154	41	131	24	0	766
11	675	178	0	0	0	0	16	4,281
166	675	199	154	41	131	24	16	5,047
166	675	199	154	41	131	24	16	5,047
112	0	17	78	144	138	29	41	1,031
92	0	49	182	112	1	0	0	1,297
0	1,567	745	0	0	0	0	0	4,234
204	1,567	811	260	256	139	29	41	6,562
0	0	0	0	0	0	0	0	74
0	0	0	0	0	0	0	0	74
204	1,567	811	260	256	139	29	41	6,636
480	0	24	220	187	211	32	76	1,435
162	0	6	92	224	29	3	46	733
477	0	25	139	278	101	5	3	1,210
78	0	6	309	86	0	0	0	479
1	1,580	327	0	0	0	0	828	6,565
146	0	9	158	32	0	0	0	345
1	1,278	286	0	0	0	0	827	4,802
1,345	2,858	683	918	807	341	40	1,780	15,569
0	0	0	0	0	0	0	0	7,946
0	0	0	0	0	0	0	0	7,946
1,345	2,858	683	918	807	341	40	1,780	23,515
214	0	27	117	86	87	13	38	964
63	0	3	28	11	0	0	0	130
0	405	100	0	0	0	0	0	4,105
277	405	130	145	97	87	13	38	5,199
277	405	130	145	97	87	13	38	5,199
200	0	49	328	442	193	19	596	2,437
176	0	5	173	13	34	0	0	480
493	0	49	340	93	174	48	70	1,703

- - - CRIMINAL - - -

	CFL	CMS	RCR	TMS	LOV	INF	JUV
ELKHART							
ELKHART SUPERIOR COURT 3	81	94	0	0	0	0	0
ELKHART COUNTY COURT	306	68	104	5	0	45	0
ELKHART COUNTY COURT	190	493	92	508	1,410	3,458	0
TOTAL-COURTS OF RECORD:	820	655	422	513	1,410	3,503	656
ELKHART CITY COURT	0	2,401	0	753	119	7,613	0
GOSHEN CITY COURT	0	664	57	449	262	3,741	0
NAPPANEE CITY COURT	0	60	0	0	0	541	0
TOTAL-CITY AND TOWN:	0	3,125	57	1,202	381	11,895	0
GRAND TOTAL:	820	3,780	479	1,715	1,791	15,398	656
FAYETTE							
FAYETTE CIRCUIT COURT	53	0	23	0	0	0	233
FAYETTE COUNTY COURT	86	482	49	148	0	837	0
TOTAL-COURTS OF RECORD:	139	482	72	148	0	837	233
GRAND TOTAL:	139	482	72	148	0	837	233
FLOYD							
FLOYD CIRCUIT COURT	112	18	9	0	0	0	181
FLOYD SUPERIOR COURT	136	5	0	0	0	0	0
FLOYD COUNTY COURT	17	1,249	0	391	0	4,079	0
TOTAL-COURTS OF RECORD:	265	1,272	9	391	0	4,079	181
GRAND TOTAL:	265	1,272	9	391	0	4,079	181
FOUNTAIN							
FOUNTAIN CIRCUIT COURT	91	67	43	0	0	0	21
FOUNTAIN CIRCUIT COURT CCF	0	0	5	90	0	612	0
TOTAL-COURTS OF RECORD:	91	67	48	90	0	612	21
ATTICA CITY COURT	0	194	4	74	3	1,827	0
TOTAL-CITY AND TOWN:	0	194	4	74	3	1,827	0
GRAND TOTAL:	91	261	52	164	3	2,439	21
FRANKLIN							
FRANKLIN CIRCUIT COURT	248	0	2	0	0	0	26
FRANKLIN CIRCUIT COURT CCF	0	0	0	2,368	0	0	0
TOTAL-COURTS OF RECORD:	248	0	2	2,368	0	0	26
GRAND TOTAL:	248	0	2	2,368	0	0	26
FULTON							
FULTON CIRCUIT COURT	57	0	4	0	0	0	38
FULTON COUNTY COURT	31	295	62	226	0	1,791	0
TOTAL-COURTS OF RECORD:	88	295	66	226	0	1,791	38
GRAND TOTAL:	88	295	66	226	0	1,791	38
GIBSON							
GIBSON CIRCUIT COURT	46	0	0	0	0	0	80
GIBSON SUPERIOR COURT	165	3	5	0	0	0	0
GIBSON SUPERIOR COURT CCF	128	621	8	592	0	3,623	0
TOTAL-COURTS OF RECORD:	339	624	13	592	0	3,623	80
GRAND TOTAL:	339	624	13	592	0	3,623	80
GRANT							
GRANT CIRCUIT COURT	37	0	9	0	0	0	0

CASES DISPOSED

--- CIVIL ---

PLE	SCL	RCL	DIS	RDS	P/A	GUA	OTH	TOT
101	0	7	195	8	19	7	0	512
100	3,857	2,800	0	0	0	0	2	7,287
12	831	3	0	0	0	0	9	7,006
1,082	4,688	2,913	1,036	556	420	74	677	19,425
2	0	0	0	0	0	0	5	10,893
68	0	4	0	0	0	0	291	5,536
0	0	0	0	0	0	0	0	601
70	0	4	0	0	0	0	296	17,030
1,152	4,688	2,917	1,036	556	420	74	973	36,455
377	0	198	239	168	142	21	34	1,488
6	382	100	0	0	0	0	0	2,090
383	382	298	239	168	142	21	34	3,578
383	382	298	239	168	142	21	34	3,578
187	0	14	224	167	171	25	141	1,249
169	0	3	338	45	0	0	5	701
286	567	0	0	0	0	0	0	6,589
642	567	17	562	212	171	25	146	8,539
642	567	17	562	212	171	25	146	8,539
137	0	39	95	89	109	25	162	878
0	217	67	0	0	0	0	0	991
137	217	106	95	89	109	25	162	1,869
0	0	0	0	0	0	0	22	2,124
0	0	0	0	0	0	0	22	2,124
137	217	106	95	89	109	25	184	3,993
160	0	23	81	42	84	13	0	679
0	135	0	0	0	0	0	0	2,503
160	135	23	81	42	84	13	0	3,182
160	135	23	81	42	84	13	0	3,182
338	0	135	154	75	115	11	41	968
0	438	88	0	0	0	0	0	2,931
338	438	223	154	75	115	11	41	3,899
338	438	223	154	75	115	11	41	3,899
353	0	33	276	196	123	13	11	1,131
58	0	7	17	9	0	0	0	264
21	522	87	0	0	0	0	0	5,602
432	522	127	293	205	123	13	11	6,997
432	522	127	293	205	123	13	11	6,997
604	0	58	252	128	165	41	0	1,294

- - - CRIMINAL - - -

	CFL	CMS	RCR	TMS	LOV	INF	JUV
GRANT							
GRANT SUPERIOR COURT 1	36	0	16	0	0	0	0
GRANT SUPERIOR COURT 2	55	15	15	0	0	0	504
GRANT COUNTY COURT	326	531	0	665	0	2,752	0
TOTAL-COURTS OF RECORD:	454	546	40	665	0	2,752	504
GAS CITY COURT	0	156	38	1,179	7	528	0
MARION CITY COURT	0	1,056	0	145	375	346	0
TOTAL-CITY AND TOWN:	0	1,212	38	1,324	382	874	0
GRAND TOTAL:	454	1,758	78	1,989	382	3,626	504
GREENE							
GREENE CIRCUIT COURT	29	0	7	0	0	0	68
GREENE COUNTY COURT	81	238	16	131	0	1,333	0
TOTAL-COURTS OF RECORD:	110	238	23	131	0	1,333	68
GRAND TOTAL:	110	238	23	131	0	1,333	68
HAMILTON							
HAMILTON CIRCUIT COURT	48	4	8	0	0	0	361
HAMILTON SUPERIOR COURT 1	61	2	37	0	0	0	1
HAMILTON SUPERIOR COURT 2	38	0	16	0	0	0	2
HAMILTON COUNTY COURT	225	709	55	630	369	3,208	0
TOTAL-COURTS OF RECORD:	372	715	116	630	369	3,208	364
CARMEL CITY COURT	0	97	3	82	820	1,762	0
NOBLESVILLE CITY COURT	0	279	0	203	1,451	572	0
TOTAL-CITY AND TOWN:	0	376	3	285	2,271	2,334	0
GRAND TOTAL:	372	1,091	119	915	2,640	5,542	364
HANCOCK							
HANCOCK CIRCUIT COURT	15	0	0	0	0	0	38
HANCOCK SUPERIOR COURT	28	0	20	0	0	0	37
HANCOCK COUNTY COURT	160	728	0	545	0	4,918	0
TOTAL-COURTS OF RECORD:	203	728	20	545	0	4,918	75
GRAND TOTAL:	203	728	20	545	0	4,918	75
HARRISON							
HARRISON CIRCUIT COURT	67	6	10	0	0	0	80
HARRISON COUNTY COURT	90	207	32	155	0	1,460	0
TOTAL-COURTS OF RECORD:	157	213	42	155	0	1,460	80
GRAND TOTAL:	157	213	42	155	0	1,460	80
HENDRICKS							
HENDRICKS CIRCUIT COURT	155	9	21	0	0	0	343
HENDRICKS SUPERIOR COURT 1	77	0	22	0	0	0	0
HENDRICKS SUPERIOR COURT 2	200	0	0	0	0	0	0
HENDRICKS SUPERIOR COURT 2 CCF	0	856	249	571	0	4,510	0
TOTAL-COURTS OF RECORD:	432	865	292	571	0	4,510	343
GRAND TOTAL:	432	865	292	571	0	4,510	343
HENRY							
HENRY CIRCUIT COURT	50	0	8	0	0	0	127
HENRY SUPERIOR COURT	53	0	9	0	0	0	120
HENRY COUNTY COURT	122	678	18	244	0	550	0
TOTAL-COURTS OF RECORD:	225	678	35	244	0	550	247

CASES DISPOSED

- - - CIVIL - - -

PLE	SCL	RCL	DIS	RDS	P/A	GUA	OTH	TOT
151	0	63	181	303	0	0	29	779
115	0	21	257	301	25	15	527	1,850
245	2,338	963	0	0	0	0	0	7,820
1,115	2,338	1,105	690	732	190	56	556	11,743
0	0	0	0	0	0	0	0	1,908
0	0	0	0	0	0	0	27	1,949
0	0	0	0	0	0	0	27	3,857
1,115	2,338	1,105	690	732	190	56	583	15,600
208	0	46	191	111	87	20	2	769
22	706	175	0	0	0	0	179	2,881
230	706	221	191	111	87	20	181	3,650
230	706	221	191	111	87	20	181	3,650
464	0	33	233	216	68	10	106	1,551
319	0	23	182	174	94	18	29	940
366	0	16	169	82	20	5	9	723
601	2,503	105	0	0	0	0	7	8,412
1,750	2,503	177	584	472	182	33	151	11,626
0	0	0	0	0	0	0	0	2,764
0	0	0	0	0	0	0	0	2,505
0	0	0	0	0	0	0	0	5,269
1,750	2,503	177	584	472	182	33	151	16,895
271	0	5	153	54	38	35	0	609
152	0	13	145	148	74	15	0	632
50	879	152	0	0	0	0	0	7,432
473	879	170	298	202	112	50	0	8,673
473	879	170	298	202	112	50	0	8,673
188	0	31	231	107	85	11	31	847
64	457	8	0	0	0	0	0	2,473
252	457	39	231	107	85	11	31	3,320
252	457	39	231	107	85	11	31	3,320
370	0	47	135	68	0	0	0	1,148
179	0	26	278	164	201	38	22	1,007
266	0	106	28	28	0	0	0	628
0	764	47	0	0	0	0	0	6,997
815	764	226	441	260	201	38	22	9,780
815	764	226	441	260	201	38	22	9,780
263	0	60	123	175	104	35	0	945
195	0	27	234	161	111	37	0	947
29	1,547	710	0	0	0	0	0	3,898
487	1,547	797	357	336	215	72	0	5,790

CASES DISPOSED

PAGE 146

- - - CRIMINAL - - -

	CFL	CMS	RCR	TMS	LOV	INF	JUV
KNIGHTSTOWN TOWN COURT	0	286	0	116	0	3,739	0
TOTAL-CITY AND TOWN:	0	286	0	116	0	3,739	0
GRAND TOTAL:	225	964	35	360	0	4,289	247
HOWARD							
HOWARD CIRCUIT COURT	131	0	1	0	0	0	209
HOWARD SUPERIOR COURT 1	78	30	40	0	0	0	0
HOWARD SUPERIOR COURT 2	53	0	5	0	0	0	0
HOWARD COUNTY COURT	6	3,060	99	124	0	1,685	0
TOTAL-COURTS OF RECORD:	268	3,090	145	124	0	1,685	209
GRAND TOTAL:	268	3,090	145	124	0	1,685	209
HUNTINGTON							
HUNTINGTON CIRCUIT COURT	47	0	21	0	0	0	81
HUNTINGTON COUNTY COURT	90	581	78	466	0	2,345	0
TOTAL-COURTS OF RECORD:	137	581	99	466	0	2,345	81
ROANOKE TOWN COURT	0	0	0	0	0	2,431	0
TOTAL-CITY AND TOWN:	0	0	0	0	0	2,431	0
GRAND TOTAL:	137	581	99	466	0	4,776	81
JACKSON							
JACKSON CIRCUIT COURT	216	0	2	0	0	0	119
JACKSON COUNTY COURT	0	649	78	632	5	9,061	0
TOTAL-COURTS OF RECORD:	216	649	80	632	5	9,061	119
GRAND TOTAL:	216	649	80	632	5	9,061	119
JASPER							
JASPER CIRCUIT COURT	67	0	6	0	0	0	13
JASPER SUPERIOR COURT	94	0	30	0	0	0	0
JASPER SUPERIOR COURT CCF	0	92	48	320	0	3,876	0
TOTAL-COURTS OF RECORD:	161	92	84	320	0	3,876	13
DEMOTTE TOWN COURT	0	16	0	2	0	443	0
WHEATFIELD TOWN COURT	0	11	0	7	32	8	0
TOTAL-CITY AND TOWN:	0	27	0	9	32	451	0
GRAND TOTAL:	161	119	84	329	32	4,327	13
JAY							
JAY CIRCUIT COURT	20	0	28	0	0	0	246
JAY COUNTY COURT	22	96	13	239	0	9	0
TOTAL-COURTS OF RECORD:	42	96	41	239	0	9	246
DUNKIRK CITY COURT	0	0	0	305	0	86	0
PORTLAND CITY COURT	0	103	0	6	23	1,363	0
TOTAL-CITY AND TOWN:	0	103	0	311	23	1,449	0
GRAND TOTAL:	42	199	41	550	23	1,458	246
JEFFERSON							
JEFFERSON CIRCUIT COURT	50	0	14	0	0	0	62
JEFFERSON COUNTY COURT	69	893	0	205	0	1,208	0
TOTAL-COURTS OF RECORD:	119	893	14	205	0	1,208	62
GRAND TOTAL:	119	893	14	205	0	1,208	62
JENNINGS							
JENNINGS CIRCUIT COURT	68	37	23	0	0	0	136
JENNINGS CIRCUIT COURT CCF	0	0	0	0	0	0	0

CASES DISPOSED

- - - CIVIL - - -

PLE	SCL	RCL	DIS	RDS	P/A	GUA	OTH	TOT
0	0	0	0	0	0	0	0	4,141
0	0	0	0	0	0	0	0	4,141
487	1,547	797	357	336	215	72	0	9,931
349	0	17	157	234	169	125	74	1,466
527	0	191	329	665	58	15	78	2,011
148	0	72	392	252	20	10	27	979
7	2,338	1,010	0	0	0	0	0	8,329
1,031	2,338	1,290	878	1,151	247	150	179	12,785
1,031	2,338	1,290	878	1,151	247	150	179	12,785
214	0	44	257	126	134	27	75	1,026
14	1,215	336	0	0	0	0	38	5,163
228	1,215	380	257	126	134	27	113	6,189
0	0	0	0	0	0	0	0	2,431
0	0	0	0	0	0	0	0	2,431
228	1,215	380	257	126	134	27	113	8,620
173	0	6	278	145	136	40	0	1,115
47	1,168	759	0	0	0	0	874	13,273
220	1,168	765	278	145	136	40	874	14,388
220	1,168	765	278	145	136	40	874	14,388
402	0	1	51	37	40	10	1	628
345	0	36	92	36	9	3	25	670
0	577	80	0	0	0	0	2	4,995
747	577	117	143	73	49	13	28	6,293
0	0	0	0	0	0	0	0	461
0	0	0	0	0	0	0	0	58
0	0	0	0	0	0	0	0	519
747	577	117	143	73	49	13	28	6,812
152	0	90	145	261	151	74	0	1,167
26	703	160	0	0	0	0	0	1,268
178	703	250	145	261	151	74	0	2,435
16	0	0	0	0	0	0	0	407
0	0	0	0	0	0	0	0	1,495
16	0	0	0	0	0	0	0	1,902
194	703	250	145	261	151	74	0	4,337
163	0	9	192	204	124	17	251	1,086
62	1,136	571	0	0	0	0	0	4,144
225	1,136	580	192	204	124	17	251	5,230
225	1,136	580	192	204	124	17	251	5,230
263	0	97	224	163	68	12	0	1,091
0	835	251	0	0	0	0	0	1,086

- - - CRIMINAL - - -

	CFL	CMS	RGR	TMS	LOV	INF	JUV
JENNINGS							
TOTAL-COURTS OF RECORD:	68	37	23	0	0	0	136
NORTH VERNON CITY COURT	0	105	0	989	38	440	0
TOTAL-CITY AND TOWN:	0	105	0	989	38	440	0
GRAND TOTAL:	68	142	23	989	38	440	136
JOHNSON							
JOHNSON CIRCUIT COURT	54	3	3	0	0	0	26
JOHNSON SUPERIOR COURT 1	81	11	82	0	0	0	0
JOHNSON SUPERIOR COURT 2	126	0	18	0	0	0	7
JOHNSON SUPERIOR COURT 2 CCF	0	617	24	0	0	59	0
TOTAL-COURTS OF RECORD:	261	631	127	0	0	59	33
FRANKLIN CITY COURT	0	529	0	343	0	3,269	0
GREENWOOD CITY COURT	0	253	0	333	2	2,509	0
NEW WHITELAND TOWN COURT	0	983	0	0	633	2,471	0
TOTAL-CITY AND TOWN:	0	1,765	0	676	635	8,249	0
GRAND TOTAL:	261	2,396	127	676	635	8,308	33
KNOX							
KNOX CIRCUIT COURT	26	0	0	0	0	0	0
KNOX SUPERIOR COURT	105	0	51	0	0	0	435
KNOX COUNTY COURT	219	488	5	477	1	1,557	0
TOTAL-COURTS OF RECORD:	350	488	56	477	1	1,557	435
BICKNELL CITY COURT	0	177	0	126	3	373	0
TOTAL-CITY AND TOWN:	0	177	0	126	3	373	0
GRAND TOTAL:	350	665	56	603	4	1,930	435
KOSCIUSKO							
KOSCIUSKO CIRCUIT COURT	123	0	8	0	0	0	0
KOSCIUSKO SUPERIOR COURT	44	1	16	0	0	0	253
KOSCIUSKO COUNTY COURT	4	822	11	676	0	2,418	0
TOTAL-COURTS OF RECORD:	171	823	35	676	0	2,418	253
GRAND TOTAL:	171	823	35	676	0	2,418	253
LAGRANGE							
LAGRANGE CIRCUIT COURT	49	11	17	0	0	0	46
LAGRANGE COUNTY COURT	207	279	0	352	0	2,432	0
TOTAL-COURTS OF RECORD:	256	290	17	352	0	2,432	46
GRAND TOTAL:	256	290	17	352	0	2,432	46
LAKE							
LAKE CIRCUIT COURT	0	0	0	0	0	0	0
LAKE SUPERIOR COURT, CIV. 1	0	0	0	0	0	0	0
LAKE SUPERIOR COURT, CIV. 2	0	0	0	0	0	0	0
LAKE SUPERIOR COURT, CIV. 3	0	0	0	0	0	0	0
LAKE SUPERIOR COURT, CIV. 4	0	0	0	0	0	0	0
LAKE SUPERIOR COURT, CIV. 5	1	0	0	0	0	0	1
LAKE SUPERIOR COURT, JUV. DIV.	0	0	0	0	0	0	3,698
LAKE SUPERIOR COURT, CRIM. 1	187	10	35	0	0	0	0
LAKE SUPERIOR COURT, CRIM. 2	216	6	15	0	0	0	0
LAKE SUPERIOR COURT, CRIM. 3	215	5	57	0	0	0	0
LAKE SUPERIOR COURT, CRIM. 4	214	0	26	0	0	0	0
LAKE COUNTY COURT 1	237	454	61	1,133	351	8,432	0

CASES DISPOSED

- - - CIVIL - - -

PLE	SCL	RCL	DIS	RDS	P/A	GUA	OTH	TOT
263	835	348	224	163	68	12	0	2,177
3	0	0	0	0	0	0	36	1,611
3	0	0	0	0	0	0	36	1,611
266	835	348	224	163	68	12	36	3,788
510	0	32	345	110	180	77	15	1,355
122	0	22	126	169	52	49	0	714
195	0	13	173	10	66	18	3	629
13	1,226	1,030	0	0	0	0	0	2,969
840	1,226	1,097	644	289	298	144	18	5,667
0	0	0	0	0	0	0	0	4,141
0	0	0	0	0	0	0	0	3,097
0	0	0	0	0	0	0	0	4,087
0	0	0	0	0	0	0	0	11,325
840	1,226	1,097	644	289	298	144	18	16,992
163	0	16	85	24	123	21	5	463
142	0	74	256	145	0	0	36	1,244
60	873	1,565	0	0	0	0	0	5,245
365	873	1,655	341	169	123	21	41	6,952
0	0	0	0	0	0	0	0	679
0	0	0	0	0	0	0	0	679
365	873	1,655	341	169	123	21	41	7,631
325	0	60	338	250	159	24	23	1,310
341	0	202	225	187	92	27	7	1,395
43	1,123	287	0	0	0	0	195	5,579
709	1,123	549	563	437	251	51	225	8,284
709	1,123	549	563	437	251	51	225	8,284
136	0	17	121	49	56	8	27	537
33	561	87	0	0	0	0	0	3,951
169	561	104	121	49	56	8	27	4,488
169	561	104	121	49	56	8	27	4,488
4,786	0	825	879	517	392	99	42	7,540
928	0	110	250	161	202	28	0	1,679
722	0	94	676	233	446	107	118	2,396
1,141	0	341	600	332	172	64	0	2,650
522	0	402	277	277	8	0	290	1,776
611	0	529	369	187	21	1	0	1,720
0	0	0	0	0	0	0	473	4,171
1	0	0	0	2	0	0	21	256
18	0	0	0	0	0	0	0	255
34	0	0	0	0	0	0	5	316
4	0	0	2	0	0	0	0	246
28	1,080	206	0	0	0	0	165	12,147

- - - CRIMINAL - - -

	CFL	CMS	RGR	TMS	LOV	INF	JUV
LAKE							
LAKE COUNTY COURT 2	281	660	0	1,506	217	12,034	0
LAKE COUNTY COURT 3	200	790	68	1,208	1,234	6,629	0
TOTAL-COURTS OF RECORD:	1,551	1,925	262	3,847	1,802	27,095	3,699
CROWN POINT CITY COURT	0	111	0	89	477	310	0
EAST CHICAGO CITY COURT	0	1,724	57	525	1,997	0	0
GARY CITY COURT	0	4,008	0	12,548	2,099	0	0
HAMMOND CITY COURT	0	1,554	85	1,077	3,593	2,734	0
HOBART CITY COURT	0	205	0	47	8	917	0
LAKE STATION CITY COURT	0	124	0	115	37	471	0
WHITING CITY COURT	0	116	0	75	11	193	0
TOTAL-CITY AND TOWN:	0	7,842	142	14,476	8,222	4,625	0
GRAND TOTAL:	1,551	9,767	404	18,323	10,024	31,720	3,699
LAPORTE							
LAPORTE CIRCUIT COURT	93	0	0	0	0	0	125
LAPORTE SUPERIOR COURT 1	95	0	6	0	0	0	0
LAPORTE SUPERIOR COURT 2	7	0	0	0	0	0	316
LAPORTE SUPERIOR COURT 3	181	0	0	0	0	0	0
LAPORTE SUPERIOR COURT 3 CCF	0	1,610	73	565	0	4,233	0
LAPORTE SUPERIOR COURT 4 CCF	480	1,112	10	854	116	12,181	0
TOTAL-COURTS OF RECORD:	856	2,722	89	1,419	116	16,414	441
GRAND TOTAL:	856	2,722	89	1,419	116	16,414	441
LAWRENCE							
LAWRENCE CIRCUIT COURT	26	0	6	0	0	0	214
LAWRENCE SUPERIOR COURT	28	0	9	0	0	0	0
LAWRENCE COUNTY COURT	83	507	72	355	13	2,418	0
TOTAL-COURTS OF RECORD:	137	507	87	355	13	2,418	214
GRAND TOTAL:	137	507	87	355	13	2,418	214
MADISON							
MADISON CIRCUIT COURT	155	0	1	0	0	0	0
MADISON SUPERIOR COURT 1	127	0	0	0	0	0	0
MADISON SUPERIOR COURT 2	0	0	0	0	0	0	1,829
MADISON SUPERIOR COURT 3	103	0	55	0	0	0	0
MADISON COUNTY COURT 1	156	16	74	24	163	5	0
MADISON COUNTY COURT 2	154	29	89	6	145	3	0
TOTAL-COURTS OF RECORD:	695	45	219	30	308	8	1,829
ALEXANDRIA CITY COURT	0	149	0	262	7	0	0
ANDERSON CITY COURT	0	3,161	95	931	771	6,021	0
ELWOOD CITY COURT	0	159	1	110	141	1,601	0
EDGEWOOD TOWN COURT	0	954	0	2,479	0	78	0
TOTAL-CITY AND TOWN:	0	4,423	96	3,782	919	7,700	0
GRAND TOTAL:	695	4,468	315	3,812	1,227	7,708	1,829
MARION							
MARION CIRCUIT COURT	0	0	0	0	0	0	2,337
MARION SUPERIOR COURT, CIV. 1	0	0	0	0	0	0	0
MARION SUPERIOR COURT, CIV. 2	0	0	0	0	0	0	0
MARION SUPERIOR COURT, CIV. 3	0	0	0	0	0	0	0
MARION SUPERIOR COURT, CIV. 4	0	0	0	0	0	0	0
MARION SUPERIOR COURT, CIV. 5	0	0	0	0	0	0	0

- - - CIVIL - - -

PLE	SCL	RCL	DIS	RDS	P/A	GUA	OTH	TOT
79	2,025	475	0	0	0	0	18	17,295
121	1,914	469	0	0	0	0	0	12,633
8,995	5,019	3,451	3,053	1,709	1,241	299	1,132	65,080
61	0	0	0	0	0	0	0	1,048
5,466	0	3,260	0	0	0	0	0	13,029
8,241	0	0	0	0	0	0	0	26,896
2,768	0	0	0	0	0	0	0	11,811
0	0	0	0	0	0	0	124	1,301
0	0	0	0	0	0	0	0	747
0	0	0	0	0	0	0	0	395
16,536	0	3,260	0	0	0	0	124	55,227
25,531	5,019	6,711	3,053	1,709	1,241	299	1,256	120,307
464	0	9	406	424	229	17	108	1,875
432	0	4	354	99	127	12	0	1,129
277	0	58	124	73	26	6	17	904
41	0	0	1	0	0	0	0	223
0	2,074	1,620	0	0	0	0	232	10,407
45	1,009	206	0	0	0	0	0	16,013
1,259	3,083	1,897	885	596	382	35	357	30,551
1,259	3,083	1,897	885	596	382	35	357	30,551
196	0	6	232	106	168	25	171	1,150
171	0	224	207	127	0	0	0	766
10	1,359	417	0	0	0	0	50	5,284
377	1,359	647	439	233	168	25	221	7,200
377	1,359	647	439	233	168	25	221	7,200
237	0	20	184	175	209	68	49	1,098
478	0	152	288	112	282	114	19	1,572
141	0	117	431	498	0	0	412	3,428
406	0	87	321	653	30	19	10	1,684
77	2,184	1,750	0	0	0	0	0	4,449
107	2,357	1,814	0	0	0	0	0	4,704
1,446	4,541	3,940	1,224	1,438	521	201	490	16,935
0	0	0	0	0	0	0	0	418
0	0	0	0	0	0	0	1	10,980
83	0	3	0	0	0	0	0	2,098
0	0	0	0	0	0	0	0	3,511
83	0	3	0	0	0	0	1	17,007
1,529	4,541	3,943	1,224	1,438	521	201	491	33,942
709	0	251	456	1,531	0	0	802	6,086
802	0	93	987	620	0	0	0	2,502
807	0	102	1,239	1,007	0	0	0	3,155
748	0	222	1,006	1,201	0	0	0	3,177
818	0	65	792	854	0	0	0	2,529
848	0	0	921	1,574	0	0	0	3,343

- - - CRIMINAL - - -

	CFL	CMS	RGR	TMS	LOV	INF	JUV
MARION							
MARION SUPERIOR COURT, CIV. 6	0	0	0	0	0	0	0
MARION SUPERIOR COURT, CIV. 7	0	0	0	0	0	0	0
MARION SUPERIOR COURT, JUV.DIV	0	0	0	0	0	0	3,266
MARION SUPERIOR COURT, PROB.	0	0	0	0	0	0	0
MARION SUPERIOR COURT, CRIM. 1	306	0	53	0	0	0	0
MARION SUPERIOR COURT, CRIM. 2	316	0	184	0	0	0	0
MARION SUPERIOR COURT, CRIM. 3	299	0	98	0	0	0	0
MARION SUPERIOR COURT, CRIM. 4	293	0	117	0	0	0	0
MARION SUPERIOR COURT, CRIM. 5	281	21	0	0	0	0	0
MARION SUPERIOR COURT, CRIM. 6	291	0	0	0	0	0	0
MARION MUNICIPAL COURT 1	0	0	0	0	0	0	0
MARION MUNICIPAL COURT 2	0	0	0	0	0	0	0
MARION MUNICIPAL COURT 3	16	961	0	12	0	4	0
MARION MUNICIPAL COURT 4	781	5,560	0	2,749	178	1,524	0
MARION MUNICIPAL COURT 5	623	4,810	0	2,253	268	1,486	0
MARION MUNICIPAL COURT 6	1,372	664	0	130	19	108	0
MARION MUNICIPAL COURT 7	0	0	0	0	0	0	0
MARION MUNICIPAL COURT 8	0	0	0	0	0	0	0
MARION MUNICIPAL COURT 9	567	5,693	0	2,187	177	1,485	0
MARION MUNICIPAL COURT 10	879	5,448	0	2,930	265	2,312	0
MARION MUNICIPAL COURT 12	0	0	0	0	1,997	0	0
MARION MUNICIPAL COURT 13	204	1,068	0	1,681	3,896	11,454	0
MARION MUNICIPAL COURT 14	273	1,639	0	2,168	331	4,878	0
MARION MUNICIPAL COURT 15	1,274	701	0	131	42	143	0
MARION MUNICIPAL COURT 16	6	15	0	0	31,261	57,958	0
MARION MUN. 17-EFF. 11/10/86	0	40	0	13	0	4	0
TOTAL-COURTS OF RECORD:	7,781	26,620	452	14,254	38,434	81,356	5,603
CENTER TOWNSHIP	0	0	0	0	0	0	0
DECATUR TOWNSHIP DIVISION	0	0	0	0	0	0	0
LAWRENCE TOWNSHIP DIVISION	0	0	0	0	0	0	0
PERRY TOWNSHIP DIVISION	0	0	0	0	0	0	0
PIKE TOWNSHIP DIVISION	0	0	0	0	0	0	0
WARREN TOWNSHIP DIVISION	0	0	0	0	0	0	0
WASHINGTON TOWNSHIP DIVISION	0	0	0	0	0	0	0
WAYNE TOWNSHIP DIVISION	0	0	0	0	0	0	0
TOTAL-SMALL CLAIMS:	0	0	0	0	0	0	0
GRAND TOTAL:	7,781	26,620	452	14,254	38,434	81,356	5,603
MARSHALL							
MARSHALL CIRCUIT COURT	21	2	29	0	0	0	347
MARSHALL SUPERIOR COURT	81	0	29	0	0	0	0
MARSHALL COUNTY COURT	141	772	752	570	0	3,738	0
TOTAL-COURTS OF RECORD:	243	774	810	570	0	3,738	347
PLYMOUTH CITY COURT	0	1	0	0	0	36	0
ARGOS TOWN COURT	0	8	0	1	4	1,411	0
TOTAL-CITY AND TOWN:	0	9	0	1	4	1,447	0
GRAND TOTAL:	243	783	810	571	4	5,185	347
MARTIN							
MARTIN CIRCUIT COURT	83	22	2	0	0	0	75
MARTIN CIRCUIT COURT CCF	0	0	13	319	0	984	0
TOTAL-COURTS OF RECORD:	83	22	15	319	0	984	75

--- CIVIL ---

PLE	SCL	RCL	DIS	RDS	P/A	GUA	OTH	TOT
696	0	100	910	500	0	0	0	2,206
820	0	65	918	542	0	0	10	2,355
0	0	0	0	0	0	0	445	3,711
903	0	0	0	0	2,616	1,095	19	4,633
0	0	0	0	0	0	0	0	359
0	0	0	0	0	0	0	0	500
0	0	0	0	0	0	0	0	397
0	0	0	0	0	0	0	0	410
0	0	0	0	0	0	0	0	302
0	0	0	0	0	0	0	0	291
2,293	0	1,907	0	0	0	0	0	4,200
2,205	0	2,257	0	0	0	0	0	4,462
0	0	0	0	0	0	0	0	993
0	0	0	0	0	0	0	0	10,792
0	0	0	0	0	0	0	0	9,440
0	0	0	0	0	0	0	0	2,293
2,129	0	4,702	0	0	0	0	0	6,831
2,453	0	1,356	0	0	0	0	0	3,809
0	0	0	0	0	0	0	0	10,109
0	0	0	0	0	0	0	0	11,834
1,535	0	25	0	0	0	0	250	3,807
0	0	0	0	0	0	0	0	18,303
0	0	0	0	0	0	0	0	9,289
0	0	0	0	0	0	0	0	2,291
0	0	0	0	0	0	0	0	89,240
0	0	0	0	0	0	0	0	57
17,766	0	11,145	7,229	7,829	2,616	1,095	1,526	223,706
7,214	0	2,004	0	0	0	0	617	9,835
7,821	0	3,365	0	0	0	0	24	11,210
5,686	0	429	0	0	0	0	28	6,143
5,110	0	0	0	0	0	0	0	5,110
8,089	0	4,329	0	0	0	0	0	12,418
15,428	0	4,535	0	0	0	0	0	19,963
5,002	0	1,785	0	0	0	0	0	6,787
2,956	0	513	0	0	0	0	26	3,495
57,306	0	16,960	0	0	0	0	695	74,961
75,072	0	28,105	7,229	7,829	2,616	1,095	2,221	298,667
180	0	163	196	310	78	16	1	1,343
91	0	8	114	129	82	4	5	543
38	1,112	829	0	0	0	0	630	8,582
309	1,112	1,000	310	439	160	20	636	10,468
0	0	0	0	0	0	0	0	37
0	0	0	0	0	0	0	0	1,424
0	0	0	0	0	0	0	0	1,461
309	1,112	1,000	310	439	160	20	636	11,929
106	0	12	84	16	29	14	0	443
0	114	11	0	0	0	0	0	1,441
106	114	23	84	16	29	14	0	1,884

- - - CRIMINAL - - -

	CFL	CMS	RCR	TMS	LOV	INF	JUV
LOGOOTEETEE CITY COURT	0	237	0	0	0	0	0
TOTAL-CITY AND TOWN:	0	237	0	0	0	0	0
GRAND TOTAL:	83	259	15	319	0	984	75
MIAMI							
MIAMI CIRCUIT COURT	47	172	55	0	0	0	124
MIAMI SUPERIOR COURT	104	0	15	0	0	0	124
MIAMI SUPERIOR COURT CCF	0	139	30	696	0	1,846	0
TOTAL-COURTS OF RECORD:	151	311	100	696	0	1,846	248
PERU CITY COURT	0	0	0	139	0	0	0
BUNKER HILL TOWN COURT	0	0	0	1,957	92	0	0
TOTAL-CITY AND TOWN:	0	0	0	2,096	92	0	0
GRAND TOTAL:	151	311	100	2,792	92	1,846	248
MONROE							
MONROE CIRCUIT COURT	169	0	143	0	0	0	735
MONROE SUPERIOR COURT 1	159	0	142	0	0	0	0
MONROE SUPERIOR COURT 1 CCF	0	0	0	0	0	0	0
MONROE SUPERIOR COURT 2	192	0	120	0	0	0	0
MONROE SUPERIOR COURT 2 CCF	0	0	0	0	0	0	0
MONROE SUPERIOR COURT 3	148	0	154	0	0	0	0
MONROE SUPERIOR COURT 3 CCF	0	0	0	0	0	0	0
MONROE SUPERIOR COURT 4	44	0	6	0	0	0	0
MONROE SUPERIOR COURT 4 CCF	0	4,646	1,661	9,753	82	0	0
TOTAL-COURTS OF RECORD:	712	4,646	2,226	9,753	82	0	735
GRAND TOTAL:	712	4,646	2,226	9,753	82	0	735
MONTGOMERY							
MONTGOMERY CIRCUIT COURT	63	0	11	0	0	0	24
MONTGOMERY COUNTY COURT	50	646	55	158	0	134	0
TOTAL-COURTS OF RECORD:	113	646	66	158	0	134	24
CRAWFORDSVILLE CITY COURT	0	24	0	7	164	2,154	0
TOTAL-CITY AND TOWN:	0	24	0	7	164	2,154	0
GRAND TOTAL:	113	670	66	165	164	2,288	24
MORGAN							
MORGAN CIRCUIT COURT	100	1	23	0	0	0	289
MORGAN SUPERIOR COURT	82	98	34	0	0	0	0
MORGAN COUNTY COURT	75	345	280	307	0	50	0
TOTAL-COURTS OF RECORD:	257	444	337	307	0	50	289
MARTINSVILLE CITY COURT	0	210	0	1,605	0	0	0
MOORESVILLE TOWN COURT	0	78	0	0	0	3,883	0
TOTAL-CITY AND TOWN:	0	288	0	1,605	0	3,883	0
GRAND TOTAL:	257	732	337	1,912	0	3,933	289
NEWTON							
NEWTON CIRCUIT COURT	11	17	0	0	0	0	23
NEWTON SUPERIOR COURT	221	0	0	0	0	0	0
NEWTON SUPERIOR COURT CCF	0	240	2	0	989	0	0
TOTAL-COURTS OF RECORD:	232	257	2	0	989	0	23
GRAND TOTAL:	232	257	2	0	989	0	23
NOBLE							
NOBLE CIRCUIT COURT	18	0	7	0	0	0	31

CASES DISPOSED

- - - CIVIL - - -

PLE	SCL	RCL	DIS	RDS	P/A	GUA	OTH	TOT
0	0	0	0	0	0	0	0	237
0	0	0	0	0	0	0	0	237
106	114	23	84	16	29	14	0	2,121
279	0	13	84	95	17	6	82	974
213	0	58	335	174	149	52	73	1,297
0	933	408	0	0	0	0	0	4,052
492	933	479	419	269	166	58	155	6,323
0	0	0	0	0	0	0	0	139
0	0	0	0	0	0	0	63	2,112
0	0	0	0	0	0	0	63	2,251
492	933	479	419	269	166	58	218	8,574
521	0	131	192	156	275	156	114	2,592
227	0	104	293	172	0	0	0	1,097
0	1,266	1,077	0	0	0	0	0	2,343
222	0	133	258	176	0	0	0	1,101
0	1,284	1,005	0	0	0	0	0	2,289
228	0	117	255	117	0	0	0	1,019
0	1,255	1,121	0	0	0	0	0	2,376
87	0	4	72	10	0	0	0	223
0	0	0	0	0	0	0	0	16,142
1,285	3,805	3,692	1,070	631	275	156	114	29,182
1,285	3,805	3,692	1,070	631	275	156	114	29,182
134	0	24	197	98	86	16	0	653
18	621	253	0	0	0	0	27	1,962
152	621	277	197	98	86	16	27	2,615
37	0	0	0	0	0	0	0	2,386
37	0	0	0	0	0	0	0	2,386
189	621	277	197	98	86	16	27	5,001
345	0	91	100	85	210	191	2	1,437
196	0	46	405	194	119	29	5	1,208
11	1,817	584	0	0	0	0	0	3,469
552	1,817	721	505	279	329	220	7	6,114
0	0	0	0	0	0	0	0	1,815
0	0	0	0	0	0	0	275	4,236
0	0	0	0	0	0	0	275	6,051
552	1,817	721	505	279	329	220	282	12,165
110	0	53	21	10	43	3	0	291
46	0	0	26	11	4	7	0	315
0	1,164	32	0	0	0	0	30	2,457
156	1,164	85	47	21	47	10	30	3,063
156	1,164	85	47	21	47	10	30	3,063
137	0	42	171	299	137	41	40	923

- - - CRIMINAL - - -

	CFL	GMS	RCR	TMS	LOV	INF	JUV
NOBLE							
NOBLE SUPERIOR COURT	9	0	43	0	0	0	147
NOBLE COUNTY COURT	223	793	130	1	14	799	0
TOTAL-COURTS OF RECORD:	250	793	180	1	14	799	178
CROMWELL TOWN COURT	0	0	0	0	0	1,046	0
TOTAL-CITY AND TOWN:	0	0	0	0	0	1,046	0
GRAND TOTAL:	250	793	180	1	14	1,845	178
OHIO							
OHIO CIRCUIT COURT	0	0	0	0	0	0	0
OHIO SUPERIOR COURT	0	0	0	0	0	0	0
OHIO SUPERIOR COURT CCF	3	82	2	63	0	219	0
TOTAL-COURTS OF RECORD:	3	82	2	63	0	219	0
GRAND TOTAL:	3	82	2	63	0	219	0
ORANGE							
ORANGE CIRCUIT COURT	84	14	10	0	0	0	207
ORANGE COUNTY COURT	0	640	0	0	0	1,014	0
TOTAL-COURTS OF RECORD:	84	654	10	0	0	1,014	207
GRAND TOTAL:	84	654	10	0	0	1,014	207
OWEN							
OWEN CIRCUIT COURT	93	336	247	0	0	0	99
OWEN CIRCUIT COURT CCF	0	8	0	0	0	915	0
TOTAL-COURTS OF RECORD:	93	344	247	0	0	915	99
GRAND TOTAL:	93	344	247	0	0	915	99
PARKE							
PARKE CIRCUIT COURT	61	1	0	0	0	0	2
PARKE CIRCUIT COURT CCF	0	374	0	114	0	1,068	0
TOTAL-COURTS OF RECORD:	61	375	0	114	0	1,068	2
GRAND TOTAL:	61	375	0	114	0	1,068	2
PERRY							
PERRY CIRCUIT COURT	118	197	7	0	0	0	35
PERRY CIRCUIT COURT CCF	0	47	0	49	0	735	0
TOTAL-COURTS OF RECORD:	118	244	7	49	0	735	35
CANNELTON CITY COURT	0	27	0	31	0	52	0
TELL CITY CITY COURT	0	370	0	200	8	815	0
TOTAL-CITY AND TOWN:	0	397	0	231	8	867	0
GRAND TOTAL:	118	641	7	280	8	1,602	35
PIKE							
PIKE CIRCUIT COURT	45	0	20	0	0	0	47
PIKE CIRCUIT COURT CCF	37	208	18	126	0	685	0
TOTAL-COURTS OF RECORD:	82	208	38	126	0	685	47
TOTAL-CITY AND TOWN:	0	0	0	0	0	0	0
GRAND TOTAL:	82	208	38	126	0	685	47
PORTER							
PORTER CIR & SUP 1 AND 2	110	0	98	0	0	0	1,071
PORTER SUPERIOR COURT 3	0	0	0	0	0	0	0
PORTER SUPERIOR COURT 3 CCF	151	1,078	416	528	12	4,812	0

- - - CIVIL - - -

PLE	SCL	RCL	DIS	RDS	P/A	GUA	OTH	TOT
275	0	83	114	121	14	3	33	842
47	1,192	429	0	0	0	0	0	3,628
459	1,192	554	285	420	151	44	73	5,393
0	0	0	0	0	0	0	0	1,046
0	0	0	0	0	0	0	0	1,046
459	1,192	554	285	420	151	44	73	6,439
6	0	0	18	7	12	3	0	46
10	0	0	8	0	0	0	0	18
0	52	4	0	0	0	0	11	436
16	52	4	26	7	12	3	11	500
16	52	4	26	7	12	3	11	500
157	0	19	157	120	134	15	16	933
29	634	119	0	0	0	0	0	2,436
186	634	138	157	120	134	15	16	3,369
186	634	138	157	120	134	15	16	3,369
277	0	59	171	219	52	18	76	1,647
0	88	45	0	0	0	0	0	1,056
277	88	104	171	219	52	18	76	2,703
277	88	104	171	219	52	18	76	2,703
77	0	2	56	7	43	8	5	262
0	199	0	0	0	0	0	0	1,755
77	199	2	56	7	43	8	5	2,017
77	199	2	56	7	43	8	5	2,017
98	0	13	116	60	67	10	0	721
0	323	0	0	0	0	0	0	1,154
98	323	13	116	60	67	10	0	1,875
0	0	0	0	0	0	0	0	110
0	0	0	0	0	0	0	83	1,476
0	0	0	0	0	0	0	83	1,586
98	323	13	116	60	67	10	83	3,461
118	0	17	146	54	59	35	22	563
0	191	36	0	0	0	0	29	1,330
118	191	53	146	54	59	35	51	1,893
0	0	0	0	0	0	0	0	0
118	191	53	146	54	59	35	51	1,893
2,826	0	156	934	913	272	46	0	6,426
10	0	0	9	0	0	0	0	19
21	1,717	1,083	0	0	0	0	21	9,839

- - - C R I M I N A L - - -

	CFI	CMS	RGR	TMS	LOV	INF	JUV
PORTER							
PORTER COUNTY COURT	104	825	50	839	2	7,506	0
TOTAL-COURTS OF RECORD:	365	1,903	564	1,367	14	12,318	1,071
CHESTERTON TOWN COURT	0	139	0	98	107	618	0
TOTAL-CITY AND TOWN:	0	139	0	98	107	618	0
GRAND TOTAL:	365	2,042	564	1,465	121	12,936	1,071
POSEY							
POSEY CIRCUIT COURT	46	1	27	0	0	0	85
POSEY COUNTY COURT	75	299	72	239	19	2,005	0
TOTAL-COURTS OF RECORD:	121	300	99	239	19	2,005	85
GRAND TOTAL:	121	300	99	239	19	2,005	85
PULASKI							
PULASKI CIRCUIT COURT	40	0	33	0	0	0	47
PULASKI COUNTY COURT	85	196	34	94	0	692	0
TOTAL-COURTS OF RECORD:	125	196	67	94	0	692	47
GRAND TOTAL:	125	196	67	94	0	692	47
PUTNAM							
PUTNAM CIRCUIT COURT	46	0	38	0	0	0	113
PUTNAM COUNTY COURT	115	267	44	224	0	2,624	0
TOTAL-COURTS OF RECORD:	161	267	82	224	0	2,624	113
GRAND TOTAL:	161	267	82	224	0	2,624	113
RANDOLPH							
RANDOLPH CIRCUIT COURT	25	0	9	0	0	0	136
RANDOLPH COUNTY COURT	28	29	5	9	0	3	0
TOTAL-COURTS OF RECORD:	53	29	14	9	0	3	136
WINCHESTER CITY COURT	0	320	0	239	20	1,687	0
UNION CITY COURT	0	148	0	49	30	171	0
TOTAL-CITY AND TOWN:	0	468	0	288	50	1,858	0
GRAND TOTAL:	53	497	14	297	50	1,861	136
RIPLEY							
RIPLEY CIRCUIT COURT	60	38	68	0	0	0	134
RIPLEY CIRCUIT COURT CCF	0	0	0	0	0	0	0
TOTAL-COURTS OF RECORD:	60	38	68	0	0	0	134
BATESVILLE CITY COURT	0	103	0	235	82	1,207	0
VERSAILLES CITY COURT	0	470	0	104	0	1,507	0
TOTAL-CITY AND TOWN:	0	573	0	339	82	2,714	0
GRAND TOTAL:	60	611	68	339	82	2,714	134
RUSH							
RUSH CIRCUIT COURT	85	0	12	0	0	0	34
RUSH COUNTY COURT	25	212	0	82	29	922	0
TOTAL-COURTS OF RECORD:	110	212	12	82	29	922	34
GRAND TOTAL:	110	212	12	82	29	922	34
ST. JOSEPH							
ST. JOSEPH CIRCUIT COURT	6	0	0	0	0	0	0
ST. JOSEPH SUPERIOR COURTS	1,072	0	463	0	0	0	0
ST. JOSEPH SUPERIOR COURTS CCF	0	488	0	35,118	0	0	0

- - - CIVIL - - -

PLE	SCL	RCL	DIS	RDS	P/A	GUA	OTH	TOT
81	1,082	435	0	0	0	0	48	10,972
2,938	2,799	1,674	943	913	272	46	69	27,256
0	0	0	0	0	0	0	0	962
0	0	0	0	0	0	0	0	962
2,938	2,799	1,674	943	913	272	46	69	28,218
146	0	22	211	80	158	74	101	951
12	256	41	0	0	0	0	0	3,018
158	256	63	211	80	158	74	101	3,969
158	256	63	211	80	158	74	101	3,969
168	0	63	103	74	81	17	8	634
12	276	60	0	0	0	0	0	1,449
180	276	123	103	74	81	17	8	2,083
180	276	123	103	74	81	17	8	2,083
350	0	54	256	145	131	32	38	1,203
20	1,226	145	0	0	0	0	0	4,665
370	1,226	199	256	145	131	32	38	5,868
370	1,226	199	256	145	131	32	38	5,868
212	0	80	212	136	97	19	102	1,028
19	549	266	0	0	0	0	0	908
231	549	346	212	136	97	19	102	1,936
0	0	0	0	0	0	0	0	2,266
0	0	0	0	0	0	0	1	399
0	0	0	0	0	0	0	1	2,665
231	549	346	212	136	97	19	103	4,601
152	0	46	130	103	48	19	0	798
0	453	205	0	0	0	0	0	658
152	453	251	130	103	48	19	0	1,456
203	0	0	0	0	0	0	0	1,830
0	0	0	0	0	0	0	0	2,081
203	0	0	0	0	0	0	0	3,911
355	453	251	130	103	48	19	0	5,367
197	0	27	159	80	93	38	76	801
39	644	182	0	0	0	0	51	2,186
236	644	209	159	80	93	38	127	2,987
236	644	209	159	80	93	38	127	2,987
1,801	0	499	620	125	50	10	52	3,163
1,278	0	319	858	1,098	120	14	165	5,387
0	8,358	5,903	0	0	0	0	0	49,867

- - - CRIMINAL - - -

	CFL	CMS	RCR	TMS	LOV	INF	JUV
ST. JOSEPH							
TOTAL-COURTS OF RECORD:	1,078	488	463	35,118	0	0	0
WALKERTON TOWN COURT	0	101	0	46	9	447	0
TOTAL-CITY AND TOWN:	0	101	0	46	9	447	0
GRAND TOTAL:	1,078	589	463	35,164	9	447	0
SCOTT							
SCOTT CIRCUIT COURT	25	1	4	0	0	0	35
SCOTT COUNTY COURT	53	614	0	484	8	1,965	0
TOTAL-COURTS OF RECORD:	78	615	4	484	8	1,965	35
GRAND TOTAL:	78	615	4	484	8	1,965	35
SHELBY							
SHELBY CIRCUIT COURT	11	0	5	0	0	0	0
SHELBY SUPERIOR COURT	58	0	17	0	0	0	67
SHELBY COUNTY COURT	214	723	134	354	6	2,753	0
TOTAL-COURTS OF RECORD:	283	723	156	354	6	2,753	67
GRAND TOTAL:	283	723	156	354	6	2,753	67
SPENCER							
SPENCER CIRCUIT COURT	77	0	4	0	0	0	13
SPENCER CIRCUIT COURT CCF	0	296	0	177	0	2,869	0
TOTAL-COURTS OF RECORD:	77	296	4	177	0	2,869	13
ROCKPORT CITY COURT	0	64	0	0	0	0	0
TOTAL-CITY AND TOWN:	0	64	0	0	0	0	0
GRAND TOTAL:	77	360	4	177	0	2,869	13
STARKE							
STARKE CIRCUIT COURT	128	3	17	0	0	0	148
STARKE CIRCUIT COURT CCF	0	0	0	0	0	0	0
TOTAL-COURTS OF RECORD:	128	3	17	0	0	0	148
KNOX CITY COURT	0	169	649	0	0	1,896	0
TOTAL-CITY AND TOWN:	0	169	649	0	0	1,896	0
GRAND TOTAL:	128	172	666	0	0	1,896	148
STEBEN							
STEBEN CIRCUIT COURT	49	19	9	0	0	0	80
STEBEN COUNTY COURT	44	471	43	239	7	847	0
TOTAL-COURTS OF RECORD:	93	490	52	239	7	847	80
FREMONT TOWN COURT	0	63	0	306	88	4,263	0
TOTAL-CITY AND TOWN:	0	63	0	306	88	4,263	0
GRAND TOTAL:	93	553	52	545	95	5,110	80
SULLIVAN							
SULLIVAN CIRCUIT COURT	24	0	1	0	0	0	23
SULLIVAN COUNTY COURT	24	237	7	93	11	2,212	0
TOTAL-COURTS OF RECORD:	48	237	8	93	11	2,212	23
GRAND TOTAL:	48	237	8	93	11	2,212	23
SWITZERLAND							
SWITZERLAND CIR & SUP	19	72	5	0	0	0	29
SWITZERLAND SUPERIOR COURT CCF	61	161	23	105	0	9	0
TOTAL-COURTS OF RECORD:	80	233	28	105	0	9	29

CASES DISPOSED

- - - CIVIL - - -

PLE	SCL	RCL	DIS	RDS	P/A	GUA	OTH	TOT
3,079	8,358	6,721	1,478	1,223	170	24	217	58,417
0	0	0	0	0	0	0	0	603
0	0	0	0	0	0	0	0	603
3,079	8,358	6,721	1,478	1,223	170	24	217	59,020
208	0	14	272	113	128	33	142	975
26	210	96	0	0	0	0	0	3,456
234	210	110	272	113	128	33	142	4,431
234	210	110	272	113	128	33	142	4,431
354	0	94	216	247	128	62	3	1,120
131	0	12	123	92	31	14	52	597
78	2,054	407	0	0	0	0	0	6,723
563	2,054	513	339	339	159	76	55	8,440
563	2,054	513	339	339	159	76	55	8,440
225	0	21	136	25	89	32	1	623
0	198	42	0	0	0	0	0	3,582
225	198	63	136	25	89	32	1	4,205
0	0	0	0	0	0	0	0	64
0	0	0	0	0	0	0	0	64
225	198	63	136	25	89	32	1	4,269
512	0	310	146	173	80	17	100	1,634
0	384	129	0	0	0	0	0	513
512	384	439	146	173	80	17	100	2,147
0	0	0	0	0	0	0	0	2,714
0	0	0	0	0	0	0	0	2,714
512	384	439	146	173	80	17	100	4,861
261	0	65	228	216	91	9	10	1,037
44	453	175	0	0	0	0	0	2,323
305	453	240	228	216	91	9	10	3,360
0	0	0	0	0	0	0	0	4,720
0	0	0	0	0	0	0	0	4,720
305	453	240	228	216	91	9	10	8,080
161	0	5	158	41	118	17	4	552
5	599	108	0	0	0	0	113	3,409
166	599	113	158	41	118	17	117	3,961
166	599	113	158	41	118	17	117	3,961
44	0	3	24	7	18	4	8	233
0	130	73	0	0	0	0	14	576
44	130	76	24	7	18	4	22	809

- - - CRIMINAL - - -

	CFL	CMS	RCR	TMS	LOV	INF	JUV
SWITZERLAND							
GRAND TOTAL:	80	233	28	105	0	9	29
TIPPECANOE							
TIPPECANOE CIRCUIT COURT	7	0	4	0	0	0	11
TIPPECANOE SUPERIOR COURT 1	144	0	61	0	0	0	0
TIPPECANOE SUPERIOR COURT 2	11	0	10	0	0	0	0
TIPPECANOE SUPERIOR COURT 3	0	12	0	0	0	0	865
TIPPECANOE COUNTY COURT 1	87	0	1	0	1	23	0
TIPPECANOE COUNTY COURT 2	291	1,252	0	964	0	7,875	0
TOTAL-COURTS OF RECORD:	540	1,264	76	964	1	7,898	876
WEST LAFAYETTE CITY COURT	0	43	0	0	165	1,929	0
TOTAL-CITY AND TOWN:	0	43	0	0	165	1,929	0
GRAND TOTAL:	540	1,307	76	964	166	9,827	876
TIPTON							
TIPTON CIRCUIT COURT	69	30	17	0	0	0	51
TIPTON CIRCUIT COURT CCF	0	0	0	0	0	0	0
TOTAL-COURTS OF RECORD:	69	30	17	0	0	0	51
TIPTON CITY COURT	0	180	0	120	6	1,268	0
SHARPSVILLE TOWN COURT	0	0	0	1,333	3	0	0
TOTAL-CITY AND TOWN:	0	180	0	1,453	9	1,268	0
GRAND TOTAL:	69	210	17	1,453	9	1,268	51
UNION							
UNION CIRCUIT COURT	11	123	1	0	0	0	1
UNION CIRCUIT COURT CCF	0	0	0	92	0	1,378	0
TOTAL-COURTS OF RECORD:	11	123	1	92	0	1,378	1
GRAND TOTAL:	11	123	1	92	0	1,378	1
VANDEBURGH							
VANDEBURGH CIRCUIT COURT	604	0	270	0	0	0	0
VANDEBURGH SUPERIOR COURT CCF	0	0	0	0	42	0	0
VANDEBURGH SUPERIOR COURTS	572	0	11	0	0	0	891
VANDEBURGH SUPERIOR COURT CCF	0	3,821	0	0	0	13,458	0
TOTAL-COURTS OF RECORD:	1,176	3,821	281	0	42	13,458	891
GRAND TOTAL:	1,176	3,821	281	0	42	13,458	891
VERMILLION							
VERMILLION CIRCUIT COURT	133	227	1	0	0	0	21
VERMILLION CIRCUIT COURT CCF	0	163	5	177	0	400	0
TOTAL-COURTS OF RECORD:	133	390	6	177	0	400	21
CLINTON CITY COURT	0	2	0	4	107	2,836	0
TOTAL-CITY AND TOWN:	0	2	0	4	107	2,836	0
GRAND TOTAL:	133	392	6	181	107	3,236	21
VIGO							
VIGO CIRCUIT COURT	107	0	59	0	0	0	623
VIGO SUPERIOR COURT 1	76	36	23	0	0	0	0
VIGO SUPERIOR COURT 2	0	0	2	0	0	0	3
VIGO COUNTY COURT - DIV. 4	0	1	0	0	0	0	0
VIGO COUNTY COURT - DIV. 5	280	389	133	602	0	167	0
TOTAL-COURTS OF RECORD:	463	426	217	602	0	167	626

- - - CIVIL - - -

PLE	SCL	RCL	DIS	RDS	P/A	GUA	OTH	TOT
44	130	76	24	7	18	4	22	809
620	0	38	27	49	437	119	0	1,312
134	0	58	482	336	0	0	29	1,244
111	0	30	367	187	0	0	19	735
0	0	0	51	76	0	0	0	1,004
472	5,277	2,555	0	0	0	0	0	8,416
0	0	0	0	0	0	0	0	10,382
1,337	5,277	2,681	927	648	437	119	48	23,093
0	0	0	0	0	0	0	0	2,137
0	0	0	0	0	0	0	0	2,137
1,337	5,277	2,681	927	648	437	119	48	25,230
176	0	19	141	89	103	9	4	708
0	109	0	0	0	0	0	0	109
176	109	19	141	89	103	9	4	817
0	0	0	0	0	0	0	0	1,574
0	0	0	0	0	0	0	0	1,336
0	0	0	0	0	0	0	0	2,910
176	109	19	141	89	103	9	4	3,727
51	0	5	50	45	33	4	5	329
0	31	22	0	0	0	0	0	1,523
51	31	27	50	45	33	4	5	1,852
51	31	27	50	45	33	4	5	1,852
357	0	43	1	0	0	0	0	1,275
0	6,846	3,933	0	0	0	0	0	10,821
1,822	0	602	1,781	1,041	746	136	232	7,834
0	0	0	0	0	0	0	0	17,279
2,179	6,846	4,578	1,782	1,041	746	136	232	37,209
2,179	6,846	4,578	1,782	1,041	746	136	232	37,209
137	0	10	134	59	75	40	0	837
0	202	85	0	0	0	0	0	1,032
137	202	95	134	59	75	40	0	1,869
0	0	0	0	0	0	0	0	2,949
0	0	0	0	0	0	0	0	2,949
137	202	95	134	59	75	40	0	4,818
266	0	11	204	58	54	90	62	1,534
303	0	80	248	137	791	129	0	1,823
145	0	7	360	163	1	0	235	916
523	1,941	1,994	0	0	0	0	73	4,532
26	827	221	0	0	0	0	4	2,649
1,263	2,768	2,313	812	358	846	219	374	11,454

- - - CRIMINAL - - -

	CFL	CMS	RCR	TMS	LOV	INF	JUV
TERRE HAUTE CITY COURT	0	1,936	0	74	77	7,121	0
TOTAL-CITY AND TOWN:	0	1,936	0	74	77	7,121	0
GRAND TOTAL:	463	2,362	217	676	77	7,288	626
WABASH							
WABASH CIRCUIT COURT	67	0	63	0	0	0	166
WABASH COUNTY COURT	57	633	114	549	0	2,189	0
TOTAL-COURTS OF RECORD:	124	633	177	549	0	2,189	166
WABASH CITY COURT	0	0	0	0	0	0	0
NORTH MANCHESTER TOWN COURT	0	0	0	0	0	273	0
TOTAL-CITY AND TOWN:	0	0	0	0	0	273	0
GRAND TOTAL:	124	633	177	549	0	2,462	166
WARREN							
WARREN CIRCUIT COURT	45	0	12	0	0	0	12
WARREN CIRCUIT COURT CCF	0	66	9	64	0	1,044	0
TOTAL-COURTS OF RECORD:	45	66	21	64	0	1,044	12
GRAND TOTAL:	45	66	21	64	0	1,044	12
WARRICK							
WARRICK CIRCUIT COURT	67	0	19	0	0	0	111
WARRICK SUPERIOR COURT	68	0	25	0	0	0	30
WARRICK SUPERIOR COURT CCF	0	0	0	1,292	0	3,897	0
TOTAL-COURTS OF RECORD:	135	0	44	1,292	0	3,897	141
GRAND TOTAL:	135	0	44	1,292	0	3,897	141
WASHINGTON							
WASHINGTON CIRCUIT COURT	179	33	30	0	0	0	196
WASHINGTON CIRCUIT COURT CCF	0	0	0	0	0	0	0
TOTAL-COURTS OF RECORD:	179	33	30	0	0	0	196
SALEM CITY COURT	0	408	0	196	3	1,170	0
TOTAL-CITY AND TOWN:	0	408	0	196	3	1,170	0
GRAND TOTAL:	179	441	30	196	3	1,170	196
WAYNE							
WAYNE CIRCUIT COURT	123	0	22	0	0	0	76
WAYNE SUPERIOR COURT 1	90	0	22	0	0	0	58
WAYNE SUPERIOR COURT 2	176	0	24	0	0	0	155
WAYNE SUPERIOR COURT 3 CCF	182	1,483	0	8,963	0	0	0
TOTAL-COURTS OF RECORD:	571	1,483	68	8,963	0	0	289
HAGERSTOWN TOWN COURT	0	34	0	21	2	1,400	0
TOTAL-CITY AND TOWN:	0	34	0	21	2	1,400	0
GRAND TOTAL:	571	1,517	68	8,984	2	1,400	289
WELLS							
WELLS CIRCUIT COURT	36	3	5	0	0	0	140
WELLS SUPERIOR COURT	0	0	0	0	0	0	0
WELLS SUPERIOR COURT CCF	85	134	92	203	4	137	0
TOTAL-COURTS OF RECORD:	121	137	97	203	4	137	140
BLUFFTON CITY COURT	0	29	0	1,346	3	0	0
TOTAL-CITY AND TOWN:	0	29	0	1,346	3	0	0
GRAND TOTAL:	121	166	97	1,549	7	137	140
WHITE							
WHITE CIRCUIT COURT	17	0	15	0	0	0	42

- - - CIVIL - - -

PLE	SCL	RCL	DIS	RDS	P/A	GUA	OTH	TOT
0	0	0	0	0	0	0	0	9,208
0	0	0	0	0	0	0	0	9,208
1,263	2,768	2,313	812	358	846	219	374	20,662
242	0	84	245	143	136	57	62	1,265
12	1,060	1,450	0	0	0	0	0	6,064
254	1,060	1,534	245	143	136	57	62	7,329
742	0	492	0	0	0	0	0	1,234
0	0	0	0	0	0	0	0	273
742	0	492	0	0	0	0	0	1,507
996	1,060	2,026	245	143	136	57	62	8,836
100	0	33	67	86	42	5	15	417
0	77	12	0	0	0	0	102	1,374
100	77	45	67	86	42	5	117	1,791
100	77	45	67	86	42	5	117	1,791
278	0	100	178	165	180	12	0	1,110
106	0	40	97	37	50	7	110	570
0	854	383	0	0	0	0	424	6,850
384	854	523	275	202	230	19	534	8,530
384	854	523	275	202	230	19	534	8,530
585	0	60	182	103	189	11	4	1,572
0	525	171	0	0	0	0	0	696
585	525	231	182	103	189	11	4	2,268
0	0	0	0	0	0	0	0	1,777
0	0	0	0	0	0	0	0	1,777
585	525	231	182	103	189	11	4	4,045
325	0	50	165	87	42	11	181	1,082
163	0	38	193	85	205	24	145	1,023
100	0	28	214	125	60	2	176	1,060
88	1,589	764	0	0	0	0	1,466	14,535
676	1,589	880	572	297	307	37	1,968	17,700
0	0	0	0	0	0	0	50	1,507
0	0	0	0	0	0	0	50	1,507
676	1,589	880	572	297	307	37	2,018	19,207
147	0	22	115	170	144	10	5	797
17	0	9	8	0	0	0	3	37
12	523	192	0	0	0	0	3	1,385
176	523	223	123	170	144	10	11	2,219
0	0	0	0	0	0	0	28	1,406
0	0	0	0	0	0	0	28	1,406
176	523	223	123	170	144	10	39	3,625
172	0	109	168	141	121	11	17	813

CASES DISPOSED

PAGE 166

- - - CRIMINAL - - -

	CFL	CMS	RCR	TMS	LOV	INF	JUV
WHITE							
WHITE SUPERIOR COURT	70	0	0	0	0	0	0
WHITE SUPERIOR COURT CCF	0	449	49	43	0	1,889	0
TOTAL-COURTS OF RECORD:	87	449	64	43	0	1,889	42
MONON TOWN COURT	0	0	0	0	10	13	0
TOTAL-CITY AND TOWN:	0	0	0	0	10	13	0
GRAND TOTAL:	87	449	64	43	10	1,902	42
WHITLEY							
WHITLEY CIRCUIT COURT	0	0	15	0	0	0	50
WHITLEY SUPERIOR COURT	104	0	25	0	0	0	0
WHITLEY SUPERIOR COURT CCF	0	500	37	0	0	2,262	0
TOTAL-COURTS OF RECORD:	104	500	77	0	0	2,262	50
GRAND TOTAL:	104	500	77	0	0	2,262	50

CASES DISPOSED

- - - CIVIL - - -

PLE	SCL	RCL	DIS	RDS	P/A	GUA	OTH	TOT
28	0	16	0	0	0	0	0	114
0	728	193	0	0	0	0	52	3,403
200	728	318	168	141	121	11	69	4,330
0	0	0	0	0	0	0	0	23
0	0	0	0	0	0	0	0	23
200	728	318	168	141	121	11	69	4,353
241	0	37	127	152	111	9	6	748
25	0	10	52	5	0	0	0	221
0	632	160	0	0	0	0	0	3,591
266	632	207	179	157	111	9	6	4,560
266	632	207	179	157	111	9	6	4,560

C A S E S D I S P O S E D

- - - C R I M I N A L - - -

	CFL	CMS	RCR	TMS	LOV	INF	JUV
TOTALS FOR SUPERIOR AND CIRCUIT COURTS	15,894	3,446	5,034	0	0	0	28,362
TOTALS FOR COUNTY, MUNICIPAL COURTS AND CCF	14,062	85,817	6,262	118,234	44,346	291,814	0
TOTALS FOR SMALL CLAIM COURTS	0	0	0	0	0	0	0
TOTALS FOR CITY & TOWN COURTS	0	28,613	992	34,246	16,201	102,192	0
TOTALS FOR ALL COURTS	29,956	117,876	12,288	152,480	60,547	394,006	28,362

CASES DISPOSED

- - - CIVIL - - -

PLE	SCL	RCL	DIS	RDS	P/A	GUA	OTH	TOT
58,689	0	13,075	42,597	33,758	19,012	5,046	10,725	235,638
15,357	122,915	74,054	0	0	0	0	7,159	780,020
57,306	0	16,960	0	0	0	0	695	74,961
17,695	0	3,761	0	0	0	0	1,121	204,821
149,047	122,915	107,850	42,597	33,758	19,012	5,046	19,700	1,295,440

- - - CRIMINAL - - -

	CFL	CMS	RCR	TMS	LOV	INF	JUV
ADAMS							
ADAMS CIRCUIT COURT	13	0	5	0	0	0	94
ADAMS SUPERIOR COURT	70	17	69	0	0	0	0
ADAMS SUPERIOR COURT CCF	70	17	69	310	3	283	0
TOTAL-COURTS OF RECORD:	153	34	143	310	3	283	94
GRAND TOTAL:	153	34	143	310	3	283	94
ALLEN							
ALLEN CIRCUIT COURT	548	0	26	0	0	0	0
ALLEN SUPERIOR COURT	256	0	152	0	0	0	416
ALLEN SUPERIOR COURT CCF	0	3,810	0	4,271	0	0	0
TOTAL-COURTS OF RECORD:	804	3,810	178	4,271	0	0	416
GRAND TOTAL:	804	3,810	178	4,271	0	0	416
BARTHOLOMEW							
BARTHOLOMEW CIRCUIT COURT	54	0	39	0	0	0	240
BARTHOLOMEW SUPERIOR COURT 1	118	0	28	0	0	0	0
BARTHOLOMEW COUNTY	176	1,454	470	697	208	1,512	0
TOTAL-COURTS OF RECORD:	348	1,454	537	697	208	1,512	240
GRAND TOTAL:	348	1,454	537	697	208	1,512	240
BENTON							
BENTON CIRCUIT COURT	59	187	29	0	0	0	122
BENTON CIRCUIT COURT CCF	59	187	29	444	0	48	122
TOTAL-COURTS OF RECORD:	118	374	58	444	0	48	244
GRAND TOTAL:	118	374	58	444	0	48	244
BLACKFORD							
BLACKFORD CIRCUIT COURT	323	2	4	0	0	0	453
BLACKFORD CIRCUIT COURT CCF	323	2	4	0	0	0	453
TOTAL-COURTS OF RECORD:	646	4	8	0	0	0	906
HARTFORD CITY COURT	0	32	0	105	23	67	0
MONTPELIER CITY COURT	0	0	0	9	0	178	0
TOTAL-CITY AND TOWN:	0	32	0	114	23	245	0
GRAND TOTAL:	646	36	8	114	23	245	906
BOONE							
BOONE CIRCUIT COURT	6	0	2	0	0	0	22
BOONE SUPERIOR COURT 1	16	0	10	0	0	0	0
BOONE SUPERIOR COURT 2	0	0	0	0	0	0	0
BOONE SUPERIOR COURT 2 CCF	72	176	0	13	0	32	0
TOTAL-COURTS OF RECORD:	94	176	12	13	0	32	22
LEBANON CITY COURT	0	7	0	3	0	0	0
THORNTOWN TOWN COURT	0	27	0	23	5	78	0
ZIONSVILLE TOWN COURT	0	0	0	10	20	13	0
JAMESTOWN TOWN COURT	0	2	0	1	0	2	0
TOTAL-CITY AND TOWN:	0	36	0	37	25	93	0
GRAND TOTAL:	94	212	12	50	25	125	22
BROWN							
BROWN CIRCUIT COURT	101	0	2	0	0	0	84
BROWN CIRCUIT COURT CCF	149	336	19	218	0	272	84
TOTAL-COURTS OF RECORD:	250	336	21	218	0	272	168

- - - CIVIL - - -

PLE	SCL	RCL	DIS	RDS	P/A	GUA	OTH	TOT
104	0	22	22	32	149	96	2	539
46	0	26	55	14	0	0	0	297
46	88	113	55	14	0	0	0	1,068
196	88	161	132	60	149	96	2	1,904
196	88	161	132	60	149	96	2	1,904
2,934	0	492	1,531	606	0	0	5	6,142
3,314	0	119	2,583	72	4,826	1,634	112	13,484
0	7,709	523	0	0	0	0	0	16,313
6,248	7,709	1,134	4,114	678	4,826	1,634	117	35,939
6,248	7,709	1,134	4,114	678	4,826	1,634	117	35,939
313	0	34	189	58	116	113	0	1,156
146	0	73	144	94	229	241	25	1,098
73	527	862	0	0	0	0	0	5,979
532	527	969	333	152	345	354	25	8,233
532	527	969	333	152	345	354	25	8,233
399	0	127	175	43	224	190	0	1,555
402	310	294	175	43	224	190	5	2,532
801	310	421	350	86	448	380	5	4,087
801	310	421	350	86	448	380	5	4,087
589	0	82	378	33	586	204	114	2,768
589	281	721	378	33	586	204	114	3,688
1,178	281	803	756	66	1,172	408	228	6,456
0	0	0	0	0	0	0	0	227
0	0	0	0	0	0	0	0	187
0	0	0	0	0	0	0	0	414
1,178	281	803	756	66	1,172	408	228	6,870
418	0	31	57	32	0	0	3	571
261	0	10	86	69	226	238	0	916
33	0	2	12	0	0	0	0	47
42	176	23	12	0	0	0	0	546
754	176	66	167	101	226	238	3	2,080
0	0	0	0	0	0	0	0	10
0	0	0	0	0	0	0	0	133
0	0	0	0	0	0	0	0	43
0	0	0	0	0	0	0	0	5
0	0	0	0	0	0	0	0	191
754	176	66	167	101	226	238	3	2,271
382	0	36	39	31	67	73	3	818
384	28	72	39	31	67	73	3	1,775
766	28	108	78	62	134	146	6	2,593

- - - CRIMINAL - - -

	CFL	CMS	RGR	TMS	LOV	INF	JUV
BROWN							
GRAND TOTAL:	250	336	21	218	0	272	168
CARROLL							
CARROLL CIRCUIT COURT	14	0	4	0	0	0	26
CARROLL CIRCUIT COURT CCF	49	209	33	76	0	146	26
TOTAL-COURTS OF RECORD:	63	209	37	76	0	146	52
DELPHI CITY COURT	0	0	0	22	0	0	0
BURLINGTON TOWN COURT	0	0	0	0	1	53	0
TOTAL-CITY AND TOWN:	0	0	0	22	1	53	0
GRAND TOTAL:	63	209	37	98	1	199	52
CASS							
CASS CIRCUIT COURT	100	0	8	0	0	0	8
CASS CIRCUIT COURT CCF	100	305	8	150	3	7	8
CASS SUPERIOR COURT	49	0	38	0	0	0	0
CASS SUPERIOR COURT CCF	49	202	38	1	0	0	0
TOTAL-COURTS OF RECORD:	298	507	92	151	3	7	16
GRAND TOTAL:	298	507	92	151	3	7	16
CLARK							
CLARK CIRCUIT COURT	29	0	0	0	0	0	0
CLARK SUPERIOR COURT 1	126	0	24	0	0	0	273
CLARK SUPERIOR COURT 2	0	0	0	0	0	0	142
CLARK COUNTY COURT	565	508	0	160	1	1,862	0
TOTAL-COURTS OF RECORD:	720	508	24	160	1	1,862	415
CHARLESTOWN CITY COURT	0	3	0	1	2	0	0
JEFFERSONVILLE CITY COURT	0	134	0	128	47	81	0
CLARKSVILLE TOWN COURT	0	830	0	117	140	38	0
TOTAL-CITY AND TOWN:	0	967	0	246	189	119	0
GRAND TOTAL:	720	1,475	24	406	190	1,981	415
CLAY							
CLAY CIRCUIT COURT	7	0	10	0	0	0	121
CLAY SUPERIOR COURT	15	141	14	0	0	0	0
CLAY SUPERIOR COURT CCF	15	141	14	0	0	4	0
TOTAL-COURTS OF RECORD:	37	282	38	0	0	4	121
GRAND TOTAL:	37	282	38	0	0	4	121
CLINTON							
CLINTON CIRCUIT COURT	42	0	4	0	0	0	81
CLINTON COUNTY COURT	46	109	1	48	0	177	0
TOTAL-COURTS OF RECORD:	88	109	5	48	0	177	81
FRANKFORT CITY COURT	0	131	0	1	20	0	0
TOTAL-CITY AND TOWN:	0	131	0	1	20	0	0
GRAND TOTAL:	88	240	5	49	20	177	81
CRAWFORD							
CRAWFORD CIRCUIT COURT	109	163	1	0	0	0	89
CRAWFORD CIRCUIT COURT CCF	202	470	25	70	0	326	89
TOTAL-COURTS OF RECORD:	311	633	26	70	0	326	178
GRAND TOTAL:	311	633	26	70	0	326	178
DAVISS							
DAVISS CIRCUIT COURT	226	0	2	0	0	0	104

--- CIVIL ---

PLE	SCL	RCL	DIS	RDS	P/A	GUA	OTH	TOT
766	28	108	78	62	134	146	6	2,593
189	0	15	75	91	167	145	0	726
192	134	93	75	91	167	145	2	1,438
381	134	108	150	182	334	290	2	2,164
0	0	0	0	0	0	0	0	22
0	0	0	0	0	0	0	0	54
0	0	0	0	0	0	0	0	76
381	134	108	150	182	334	290	2	2,240
339	0	51	156	32	469	376	2	1,541
339	0	51	156	32	469	376	2	2,006
200	0	243	247	72	280	76	4	1,209
200	895	2,169	247	72	280	76	4	4,233
1,078	895	2,514	806	208	1,498	904	12	8,989
1,078	895	2,514	806	208	1,498	904	12	8,989
895	0	0	0	0	674	693	0	2,291
171	0	38	371	242	35	38	4	1,322
470	0	434	288	123	54	94	0	1,605
548	477	0	0	0	0	0	0	4,121
2,084	477	472	659	365	763	825	4	9,339
0	0	0	0	0	0	0	0	6
0	0	0	0	0	0	0	0	390
0	0	0	0	0	0	0	0	1,125
0	0	0	0	0	0	0	0	1,521
2,084	477	472	659	365	763	825	4	10,860
305	0	13	39	12	141	226	0	874
1	0	58	88	41	0	0	0	358
1	42	222	88	41	0	0	0	568
307	42	293	215	94	141	226	0	1,800
307	42	293	215	94	141	226	0	1,800
16	0	48	234	86	338	453	398	1,700
29	114	243	0	0	0	0	0	767
45	114	291	234	86	338	453	398	2,467
1	0	0	0	0	0	0	0	153
1	0	0	0	0	0	0	0	153
46	114	291	234	86	338	453	398	2,620
333	0	12	148	11	144	60	12	1,082
335	69	74	148	11	144	60	14	2,037
668	69	86	296	22	288	120	26	3,119
668	69	86	296	22	288	120	26	3,119
312	0	110	271	0	229	200	64	1,518

- - - CRIMINAL - - -

	CFL	CMS	RCR	TMS	LOV	INF	JUV
DAVISS							
DAVISS COUNTY COURT	157	151	4	200	9	47	0
TOTAL-COURTS OF RECORD:	383	151	6	200	9	47	104
GRAND TOTAL:	383	151	6	200	9	47	104
DEARBORN							
DEARBORN CIRCUIT COURT	85	0	4	0	0	0	24
DEARBORN COUNTY COURT	157	143	0	39	0	0	0
TOTAL-COURTS OF RECORD:	242	143	4	39	0	0	24
AURORA CITY COURT	0	354	0	0	0	299	0
LAWRENCEBURG CITY COURT	0	10	0	10	0	37	0
TOTAL-CITY AND TOWN:	0	364	0	10	0	336	0
GRAND TOTAL:	242	507	4	49	0	336	24
DECATUR							
DECATUR CIRCUIT COURT	88	70	2	0	0	0	87
DECATUR COUNTY COURT	33	97	0	246	0	1,091	0
TOTAL-COURTS OF RECORD:	121	167	2	246	0	1,091	87
GRAND TOTAL:	121	167	2	246	0	1,091	87
DEKALB							
DEKALB CIRCUIT COURT	24	7	4	0	0	0	202
DEKALB SUPERIOR COURT	79	421	249	0	0	0	0
DEKALE SUPERIOR COURT CCF	79	421	249	4	0	321	0
TOTAL-COURTS OF RECORD:	182	849	502	4	0	321	202
BUTLER CITY COURT	0	0	0	0	0	0	0
TOTAL-CITY AND TOWN:	0	0	0	0	0	0	0
GRAND TOTAL:	182	849	502	4	0	321	202
DELAWARE							
DELAWARE CIRCUIT COURT	10	0	46	0	0	0	375
DELAWARE SUPERIOR COURT 1	41	0	39	0	0	0	30
DELAWARE SUPERIOR COURT 2	43	0	49	0	0	0	343
DELAWARE SUPERIOR COURT 3	0	0	0	0	0	0	0
DELAWARE SUPERIOR COURT 3 CCF	147	1,187	43	503	0	52	0
DELAWARE SUPERIOR COURT 4	0	0	0	0	0	0	0
DELAWARE SUPERIOR COURT 4 CCF	99	743	114	535	0	77	0
TOTAL-COURTS OF RECORD:	340	1,930	291	1,038	0	129	748
YORKTOWN TOWN COURT	0	0	0	0	0	186	0
TOTAL-CITY AND TOWN:	0	0	0	0	0	186	0
GRAND TOTAL:	340	1,930	291	1,038	0	315	748
DUBOIS							
DUBOIS CIRCUIT COURT	159	225	35	0	0	0	86
DUBOIS SUPERIOR COURT	18	0	0	0	0	0	0
DUBOIS SUPERIOR COURT CCF	18	75	1	109	0	125	0
TOTAL-COURTS OF RECORD:	195	300	36	109	0	125	86
GRAND TOTAL:	195	300	36	109	0	125	86
ELKHART							
ELKHART CIRCUIT COURT	94	1	20	0	0	0	671
ELKHART SUPERIOR COURT 1	89	1	24	0	0	0	0
ELKHART SUPERIOR COURT 2	33	0	12	0	0	0	211

- - - CIVIL - - -

PLE	SCL	RCL	DIS	RDS	P/A	GUA	OTH	TOT
7	399	584	0	0	0	0	33	1,591
319	399	694	271	0	229	200	97	3,109
319	399	694	271	0	229	200	97	3,109
289	0	2	316	21	479	566	196	1,982
50	225	0	0	0	0	0	0	614
339	225	2	316	21	479	566	196	2,596
0	0	0	0	0	0	0	49	702
4	0	0	0	0	0	0	9	70
4	0	0	0	0	0	0	58	772
343	225	2	316	21	479	566	254	3,368
1,032	0	9	85	25	330	304	0	2,032
6	213	84	0	0	0	0	10	1,780
1,038	213	93	85	25	330	304	10	3,812
1,038	213	93	85	25	330	304	10	3,812
219	0	48	99	117	296	366	9	1,391
85	0	83	224	32	6	5	0	1,184
85	860	237	224	32	6	5	0	2,523
389	860	368	547	181	308	376	9	5,098
0	0	0	0	0	0	0	0	0
0	0	0	0	0	0	0	0	0
389	860	368	547	181	308	376	9	5,098
2,280	0	448	270	444	995	318	73	5,259
1,390	0	677	541	691	87	59	40	3,595
551	0	1,332	40	430	381	116	12	3,297
158	0	65	434	66	0	0	0	723
314	1,023	4,705	434	66	0	0	0	8,474
264	0	110	187	39	0	0	0	600
441	2,363	4,040	187	39	0	0	19	8,657
5,398	3,386	11,377	2,093	1,775	1,463	493	144	30,605
0	0	0	0	0	0	0	0	186
0	0	0	0	0	0	0	0	186
5,398	3,386	11,377	2,093	1,775	1,463	493	144	30,791
184	0	39	110	5	403	233	110	1,589
57	0	2	10	3	0	0	0	90
57	69	107	10	3	0	0	0	574
298	69	148	130	11	403	233	110	2,253
298	69	148	130	11	403	233	110	2,253
467	0	52	270	288	457	271	0	2,591
1,840	0	556	499	544	173	260	0	3,986
941	0	116	629	31	583	425	56	3,037

- - - CRIMINAL - - -

	CFL	CMS	RCR	TMS	LOV	INF	JUV
ELKHART							
ELKHART SUPERIOR COURT 3	98	1	0	0	0	0	1
ELKHART COUNTY COURT	388	8	68	18	0	31	0
ELKHART COUNTY COURT	251	520	9	247	243	450	0
TOTAL-COURTS OF RECORD:	953	531	133	265	243	481	883
ELKHART CITY COURT	0	2,828	0	696	11	1,431	0
GOSHEN CITY COURT	0	895	124	230	112	576	0
NAPPANEE CITY COURT	0	6	0	0	0	14	0
TOTAL-CITY AND TOWN:	0	3,729	124	926	123	2,021	0
GRAND TOTAL:	953	4,260	257	1,191	366	2,502	883
FAYETTE							
FAYETTE CIRCUIT COURT	63	0	16	0	0	0	67
FAYETTE COUNTY COURT	52	117	10	144	0	71	0
TOTAL-COURTS OF RECORD:	115	117	26	144	0	71	67
GRAND TOTAL:	115	117	26	144	0	71	67
FLOYD							
FLOYD CIRCUIT COURT	285	9	21	0	0	0	185
FLOYD SUPERIOR COURT	136	17	0	0	0	0	0
FLOYD COUNTY COURT	53	4,144	0	2,255	0	1,286	0
TOTAL-COURTS OF RECORD:	474	4,170	21	2,255	0	1,286	185
GRAND TOTAL:	474	4,170	21	2,255	0	1,286	185
FOUNTAIN							
FOUNTAIN CIRCUIT COURT	70	38	23	0	0	0	11
FOUNTAIN CIRCUIT COURT CCF	70	38	26	12	0	40	11
TOTAL-COURTS OF RECORD:	140	76	49	12	0	40	22
ATTICA CITY COURT	0	98	0	9	0	925	0
TOTAL-CITY AND TOWN:	0	98	0	9	0	925	0
GRAND TOTAL:	140	174	49	21	0	965	22
FRANKLIN							
FRANKLIN CIRCUIT COURT	163	0	0	0	0	0	6
FRANKLIN CIRCUIT COURT CCF	163	0	0	1,348	0	0	6
TOTAL-COURTS OF RECORD:	326	0	0	1,348	0	0	12
GRAND TOTAL:	326	0	0	1,348	0	0	12
FULTON							
FULTON CIRCUIT COURT	71	0	42	0	0	0	17
FULTON COUNTY COURT	17	55	20	76	0	240	0
TOTAL-COURTS OF RECORD:	88	55	62	76	0	240	17
GRAND TOTAL:	88	55	62	76	0	240	17
GIBSON							
GIBSON CIRCUIT COURT	168	0	0	0	0	0	39
GIBSON SUPERIOR COURT	21	0	4	0	0	0	0
GIBSON SUPERIOR COURT CCF	62	108	4	215	0	967	0
TOTAL-COURTS OF RECORD:	251	108	8	215	0	967	39
GRAND TOTAL:	251	108	8	215	0	967	39
GRANT							
GRANT CIRCUIT COURT	47	0	1	0	0	0	0

- - - CIVIL - - -

PLE	SCL	RCL	DIS	RDS	P/A	GUA	OTH	TOT
243	0	12	156	2	92	37	0	642
78	1,204	222	0	0	0	0	14	2,031
80	398	767	0	0	0	0	8	2,973
3,649	1,602	1,725	1,554	865	1,305	993	78	15,260
972	0	0	0	0	0	0	1	5,939
8	0	2	0	0	0	0	45	1,992
0	0	0	0	0	0	0	0	20
980	0	2	0	0	0	0	46	7,951
4,629	1,602	1,727	1,554	865	1,305	993	124	23,211
212	0	123	158	79	258	160	1	1,137
0	95	193	0	0	0	0	0	682
212	95	316	158	79	258	160	1	1,819
212	95	316	158	79	258	160	1	1,819
1,798	0	16	1,265	53	638	368	8	4,646
130	0	12	196	188	70	41	5	795
535	567	0	0	0	0	0	0	8,840
2,463	567	28	1,461	241	708	409	13	14,281
2,463	567	28	1,461	241	708	409	13	14,281
101	0	6	22	13	133	98	2	517
101	40	19	22	13	133	98	2	625
202	40	25	44	26	266	196	4	1,142
0	0	0	0	0	0	0	0	1,032
0	0	0	0	0	0	0	0	1,032
202	40	25	44	26	266	196	4	2,174
280	0	0	38	0	94	280	0	861
280	22	0	38	0	94	280	0	2,231
560	22	0	76	0	188	560	0	3,092
560	22	0	76	0	188	560	0	3,092
67	0	86	61	33	212	106	10	705
0	134	121	0	0	0	0	0	663
67	134	207	61	33	212	106	10	1,368
67	134	207	61	33	212	106	10	1,368
782	0	53	317	31	865	236	0	2,491
44	0	1	7	1	0	0	0	78
75	123	35	7	1	0	0	0	1,597
901	123	89	331	33	865	236	0	4,166
901	123	89	331	33	865	236	0	4,166
156	0	47	253	58	684	489	0	1,735

- - - CRIMINAL - - -

	CFL	CMS	RCR	TMS	LOV	INF	JUV
GRANT							
GRANT SUPERIOR COURT 1	51	3	14	0	0	0	0
GRANT SUPERIOR COURT 2	32	1	7	0	0	0	610
GRANT COUNTY COURT	103	103	0	59	0	66	0
TOTAL-COURTS OF RECORD:	233	107	22	59	0	66	610
GAS CITY COURT	0	183	17	306	4	27	0
MARION CITY COURT	0	26	0	184	70	63	0
TOTAL-CITY AND TOWN:	0	209	17	490	74	90	0
GRAND TOTAL:	233	316	39	549	74	156	610
GREENE							
GREENE CIRCUIT COURT	28	0	7	0	0	0	42
GREENE COUNTY COURT	35	53	0	60	0	59	0
TOTAL-COURTS OF RECORD:	63	53	7	60	0	59	42
GRAND TOTAL:	63	53	7	60	0	59	42
HAMILTON							
HAMILTON CIRCUIT COURT	27	8	71	0	0	0	383
HAMILTON SUPERIOR COURT 1	67	9	21	0	0	0	2
HAMILTON SUPERIOR COURT 2	43	0	30	0	0	0	11
HAMILTON COUNTY COURT	1,510	1,431	134	1,844	1,325	2,903	0
TOTAL-COURTS OF RECORD:	1,647	1,448	256	1,844	1,325	2,903	396
CARMEL CITY COURT	0	12	1	23	182	113	0
NOBLESVILLE CITY COURT	0	218	0	261	1,672	133	0
TOTAL-CITY AND TOWN:	0	230	1	284	1,854	246	0
GRAND TOTAL:	1,647	1,678	257	2,128	3,179	3,149	396
HANCOCK							
HANCOCK CIRCUIT COURT	27	0	0	0	0	0	108
HANCOCK SUPERIOR COURT	32	0	2	0	0	0	10
HANCOCK COUNTY COURT	440	1,219	0	2,171	0	2,503	0
TOTAL-COURTS OF RECORD:	499	1,219	2	2,171	0	2,503	118
GRAND TOTAL:	499	1,219	2	2,171	0	2,503	118
HARRISON							
HARRISON CIRCUIT COURT	67	27	40	0	0	0	116
HARRISON COUNTY COURT	72	532	41	354	0	219	0
TOTAL-COURTS OF RECORD:	139	559	81	354	0	219	116
GRAND TOTAL:	139	559	81	354	0	219	116
HENDRICKS							
HENDRICKS CIRCUIT COURT	45	0	8	0	0	0	272
HENDRICKS SUPERIOR COURT 1	116	0	11	0	0	0	0
HENDRICKS SUPERIOR COURT 2	247	0	0	0	0	0	0
HENDRICKS SUPERIOR COURT 2 CCF	247	348	132	435	0	1,014	0
TOTAL-COURTS OF RECORD:	655	348	151	435	0	1,014	272
GRAND TOTAL:	655	348	151	435	0	1,014	272
HENRY							
HENRY CIRCUIT COURT	123	0	1	0	0	0	143
HENRY SUPERIOR COURT	123	0	39	0	0	0	302
HENRY COUNTY COURT	77	96	2	41	0	67	0
TOTAL-COURTS OF RECORD:	323	96	42	41	0	67	445

- - - CIVIL - - -

PLE	SCL	RCL	DIS	RDS	P/A	GUA	OTH	TOT
128	0	17	104	76	0	3	20	416
104	0	5	116	80	108	165	15	1,243
77	412	257	0	0	0	0	0	1,077
465	412	326	473	214	792	657	35	4,471
0	0	0	0	0	0	0	0	537
0	0	0	0	0	0	0	10	353
0	0	0	0	0	0	0	10	890
465	412	326	473	214	792	657	45	5,361
220	0	11	45	15	185	181	4	738
19	114	82	0	0	0	0	0	422
239	114	93	45	15	185	181	4	1,160
239	114	93	45	15	185	181	4	1,160
937	0	356	283	111	465	300	93	3,034
404	0	239	174	136	202	214	28	1,496
455	0	167	202	120	63	82	8	1,181
285	758	2,148	0	0	0	0	0	12,338
2,081	758	2,910	659	367	730	596	129	18,049
0	0	0	0	0	0	0	0	331
0	0	0	0	0	0	0	0	2,284
0	0	0	0	0	0	0	0	2,615
2,081	758	2,910	659	367	730	596	129	20,664
727	0	45	164	165	130	152	0	1,518
328	0	59	135	83	143	123	2	917
139	742	695	0	0	0	0	0	7,909
1,194	742	799	299	248	273	275	2	10,344
1,194	742	799	299	248	273	275	2	10,344
232	0	90	150	101	254	152	100	1,329
86	196	266	0	0	0	0	0	1,766
318	196	356	150	101	254	152	100	3,095
318	196	356	150	101	254	152	100	3,095
134	0	11	52	52	0	0	0	574
296	0	54	333	29	327	420	24	1,610
70	0	164	9	11	0	0	0	501
70	295	440	9	11	0	0	3	3,004
570	295	669	403	103	327	420	27	5,689
570	295	669	403	103	327	420	27	5,689
778	0	138	206	105	204	161	76	1,935
243	0	111	260	76	152	150	24	1,480
20	280	336	0	0	0	0	0	919
1,041	280	585	466	181	356	311	100	4,334

- - - CRIMINAL - - -

	CFL	CMS	RCR	TMS	LOV	INF	JUV
KNIGHTSTOWN TOWN COURT							
	0	3	0	15	0	63	0
TOTAL-CITY AND TOWN:	0	3	0	15	0	63	0
GRAND TOTAL:	323	99	42	56	0	130	445
HOWARD							
HOWARD CIRCUIT COURT	115	0	0	0	0	0	500
HOWARD SUPERIOR COURT 1	32	22	0	0	0	0	0
HOWARD SUPERIOR COURT 2	175	0	27	0	0	0	0
HOWARD COUNTY COURT	129	497	320	366	0	2,954	0
TOTAL-COURTS OF RECORD:	451	519	347	366	0	2,954	500
GRAND TOTAL:	451	519	347	366	0	2,954	500
HUNTINGTON							
HUNTINGTON CIRCUIT COURT	13	0	2	0	0	0	53
HUNTINGTON COUNTY COURT	44	140	0	61	0	117	0
TOTAL-COURTS OF RECORD:	57	140	2	61	0	117	53
ROANOKE TOWN COURT	0	0	0	0	0	94	0
TOTAL-CITY AND TOWN:	0	0	0	0	0	94	0
GRAND TOTAL:	57	140	2	61	0	211	53
JACKSON							
JACKSON CIRCUIT COURT	235	0	6	0	0	0	141
JACKSON COUNTY COURT	0	277	371	209	3	982	0
TOTAL-COURTS OF RECORD:	235	277	377	209	3	982	141
GRAND TOTAL:	235	277	377	209	3	982	141
JASPER							
JASPER CIRCUIT COURT	35	0	3	0	0	0	202
JASPER SUPERIOR COURT	170	0	114	0	0	0	0
JASPER SUPERIOR COURT CCF	170	1,725	146	510	0	2,558	0
TOTAL-COURTS OF RECORD:	375	1,725	263	510	0	2,558	302
DEMOITTE TOWN COURT	0	1	0	6	0	70	0
WHEATFIELD TOWN COURT	0	0	0	2	0	0	0
TOTAL-CITY AND TOWN:	0	1	0	8	0	70	0
GRAND TOTAL:	375	1,726	263	518	0	2,628	302
JAY							
JAY CIRCUIT COURT	6	0	0	0	0	0	0
JAY COUNTY COURT	14	65	5	66	0	5	0
TOTAL-COURTS OF RECORD:	20	65	5	66	0	5	0
DUNKIRK CITY COURT	0	0	0	14	0	7	0
PORTLAND CITY COURT	0	13	0	2	0	84	0
TOTAL-CITY AND TOWN:	0	13	0	16	0	91	0
GRAND TOTAL:	20	78	5	82	0	96	0
JEFFERSON							
JEFFERSON CIRCUIT COURT	76	0	2	0	0	0	0
JEFFERSON COUNTY COURT	108	104	0	77	0	62	0
TOTAL-COURTS OF RECORD:	184	104	2	77	0	62	0
GRAND TOTAL:	184	104	2	77	0	62	0
JENNINGS							
JENNINGS CIRCUIT COURT	103	15	15	0	0	0	91
JENNINGS CIRCUIT COURT CCF	103	15	15	0	0	0	91

- - - CIVIL - - -

PLE	SCL	RCL	DIS	RDS	P/A	GUA	OTH	TOT
0	0	0	0	0	0	0	0	81
0	0	0	0	0	0	0	0	81
1,041	280	585	466	181	356	311	100	4,415
525	0	385	374	2,481	865	123	527	5,895
197	0	78	112	92	155	172	50	910
582	0	671	369	1,118	178	119	99	3,338
90	686	102	0	0	0	0	0	5,144
1,394	686	1,236	855	3,691	1,198	414	676	15,287
1,394	686	1,236	855	3,691	1,198	414	676	15,287
503	0	14	515	11	442	323	186	2,062
8	151	69	0	0	0	0	0	590
511	151	83	515	11	442	323	186	2,652
0	0	0	0	0	0	0	0	94
0	0	0	0	0	0	0	0	94
511	151	83	515	11	442	323	186	2,746
632	0	105	171	0	234	226	0	1,750
48	202	188	0	0	0	0	0	2,280
680	202	293	171	0	234	226	0	4,030
680	202	293	171	0	234	226	0	4,030
1,342	0	121	244	87	637	284	0	3,055
1,488	0	1,072	141	60	40	21	0	3,106
1,488	270	2,322	141	60	40	21	0	9,451
4,318	270	3,515	526	207	717	326	0	15,612
0	0	0	0	0	0	0	0	77
0	0	0	0	0	0	0	0	2
0	0	0	0	0	0	0	0	79
4,318	270	3,515	526	207	717	326	0	15,691
113	0	136	87	0	44	81	0	467
12	175	339	0	0	0	0	0	681
125	175	475	87	0	44	81	0	1,148
9	0	0	0	0	0	0	0	30
0	0	0	0	0	0	0	0	99
9	0	0	0	0	0	0	0	129
134	175	475	87	0	44	81	0	1,277
48	0	0	181	68	347	415	0	1,137
16	92	93	0	0	0	0	0	552
64	92	93	181	68	347	415	0	1,689
64	92	93	181	68	347	415	0	1,689
323	0	60	137	101	224	309	0	1,378
323	225	209	137	101	224	309	0	1,752

- - - CRIMINAL - - -

	CFL	CMS	RCR	TMS	LOV	INF	JUV
JENNINGS							
TOTAL-COURTS OF RECORD:	206	30	30	0	0	0	182
NORTH VERNON CITY COURT	0	9	0	0	0	0	0
TOTAL-CITY AND TOWN:	0	9	0	0	0	0	0
GRAND TOTAL:	206	39	30	0	0	0	182
JOHNSON							
JOHNSON CIRCUIT COURT	96	1	5	0	0	0	32
JOHNSON SUPERIOR COURT 1	94	10	29	0	0	0	1
JOHNSON SUPERIOR COURT 2	145	0	0	0	0	0	8
JOHNSON SUPERIOR COURT 2 CCF	145	812	0	0	0	1	8
TOTAL-COURTS OF RECORD:	480	823	34	0	0	1	49
FRANKLIN CITY COURT	0	190	0	286	0	990	0
GREENWOOD CITY COURT	0	25	0	154	0	537	0
NEW WHITELAND TOWN COURT	0	294	0	0	0	282	0
TOTAL-CITY AND TOWN:	0	509	0	440	0	1,809	0
GRAND TOTAL:	480	1,332	34	440	0	1,810	49
KNOX							
KNOX CIRCUIT COURT	103	0	1	0	0	0	0
KNOX SUPERIOR COURT	66	0	43	0	0	0	398
KNOX COUNTY COURT	105	83	4	179	0	256	0
TOTAL-COURTS OF RECORD:	274	83	48	179	0	256	398
BICKNELL CITY COURT	0	5	0	11	0	6	0
TOTAL-CITY AND TOWN:	0	5	0	11	0	6	0
GRAND TOTAL:	274	88	48	190	0	262	398
KOSCIUSKO							
KOSCIUSKO CIRCUIT COURT	68	0	5	0	0	0	0
KOSCIUSKO SUPERIOR COURT	39	0	4	0	0	0	30
KOSCIUSKO COUNTY COURT	22	1,435	1	1,940	0	1,488	0
TOTAL-COURTS OF RECORD:	129	1,435	10	1,940	0	1,488	30
GRAND TOTAL:	129	1,435	10	1,940	0	1,488	30
LAGRANGE							
LAGRANGE CIRCUIT COURT	93	6	15	0	0	0	146
LAGRANGE COUNTY COURT	135	140	0	226	0	304	0
TOTAL-COURTS OF RECORD:	228	146	15	226	0	304	146
GRAND TOTAL:	228	146	15	226	0	304	146
LAKE							
LAKE CIRCUIT COURT	0	0	0	0	0	0	0
LAKE SUPERIOR COURT, CIV. 1	0	0	0	0	0	0	0
LAKE SUPERIOR COURT, CIV. 2	0	0	0	0	0	0	0
LAKE SUPERIOR COURT, CIV. 3	0	0	0	0	0	0	0
LAKE SUPERIOR COURT, CIV. 4	0	0	0	0	0	0	0
LAKE SUPERIOR COURT, CIV. 5	1	0	0	0	0	0	3
LAKE SUPERIOR COURT, JUV. DIV.	0	0	0	0	0	0	2,464
LAKE SUPERIOR COURT, CRIM. 1	197	0	3	0	0	0	1
LAKE SUPERIOR COURT, CRIM. 2	131	0	2	0	0	0	0
LAKE SUPERIOR COURT, CRIM. 3	249	0	43	0	0	0	0
LAKE SUPERIOR COURT, CRIM. 4	445	0	18	0	0	0	1
LAKE COUNTY COURT 1	430	1,425	107	1,245	163	12,930	0

- - - CIVIL - - -

PLE	SCL	RGL	DIS	RDS	P/A	GUA	OTH	TOT
646	225	269	274	202	448	618	0	3,130
0	0	0	0	0	0	0	0	9
0	0	0	0	0	0	0	0	9
646	225	269	274	202	448	618	0	3,139
2,049	0	5	482	3	360	152	7	3,192
132	0	13	128	42	370	87	0	906
162	0	23	318	9	28	8	0	701
164	329	276	318	9	28	8	0	2,098
2,507	329	317	1,246	63	786	255	7	6,897
0	0	0	0	0	0	0	0	1,466
0	0	0	0	0	0	0	0	716
0	0	0	0	0	0	0	0	576
0	0	0	0	0	0	0	0	2,758
2,507	329	317	1,246	63	786	255	7	9,655
889	0	55	169	0	774	455	20	2,466
456	0	87	343	133	0	0	11	1,537
12	16	51	0	0	0	0	0	706
1,357	16	193	512	133	774	455	31	4,709
0	0	0	0	0	0	0	0	22
0	0	0	0	0	0	0	0	22
1,357	16	193	512	133	774	455	31	4,731
278	0	30	164	32	172	72	27	848
20	0	304	72	20	252	148	0	889
81	243	402	0	0	0	0	0	5,612
379	243	736	236	52	424	220	27	7,349
379	243	736	236	52	424	220	27	7,349
284	0	12	185	199	251	146	65	1,402
9	66	167	0	0	0	0	0	1,047
293	66	179	185	199	251	146	65	2,449
293	66	179	185	199	251	146	65	2,449
7,276	0	10,697	251	957	952	517	284	20,934
4,076	0	160	51	156	993	164	3	5,603
377	0	1,589	571	521	1,724	1,672	14	6,468
491	0	2,024	1,100	451	1,101	1,973	0	7,140
313	0	1,889	181	831	7	0	166	3,387
2,123	0	2,487	276	62	64	1	0	5,017
0	0	0	0	0	0	0	237	2,701
1	0	1	1	1	0	0	22	227
2	0	0	0	0	0	0	0	135
2	0	1	0	0	0	0	9	304
0	0	1	0	1	3	0	0	469
201	1,111	2,220	0	0	0	0	37	19,869

- - - CRIMINAL - - -

	CFL	CMS	RCR	TMS	LOV	INF	JUV
LAKE							
LAKE COUNTY COURT 2	190	464	0	1,162	64	5,238	0
LAKE COUNTY COURT 3	535	859	496	1,509	484	5,243	0
TOTAL-COURTS OF RECORD:	2,178	2,748	669	3,916	711	23,411	2,469
CROWN POINT CITY COURT	0	66	0	121	148	39	0
EAST CHICAGO CITY COURT	0	449	0	588	115	0	0
GARY CITY COURT	0	84	0	392	804	0	0
HAMMOND CITY COURT	0	724	0	470	2,937	28	0
HOBART CITY COURT	0	687	0	83	10	261	0
LAKE STATION CITY COURT	0	342	3	83	13	632	0
WHITING CITY COURT	0	6	0	14	0	3	0
TOTAL-CITY AND TOWN:	0	2,358	3	1,751	4,027	963	0
GRAND TOTAL:	2,178	5,106	672	5,667	4,738	24,374	2,469

LAPORTE							
LAPORTE CIRCUIT COURT	197	0	21	0	0	0	88
LAPORTE SUPERIOR COURT 1	156	0	6	0	0	0	0
LAPORTE SUPERIOR COURT 2	64	0	2	0	0	0	708
LAPORTE SUPERIOR COURT 3	170	0	0	0	0	0	0
LAPORTE SUPERIOR COURT 3 CCF	170	121	55	489	1	617	0
LAPORTE SUPERIOR COURT 4 CCF	739	744	34	1,179	270	179	0
TOTAL-COURTS OF RECORD:	1,496	865	118	1,668	271	796	796
GRAND TOTAL:	1,496	865	118	1,668	271	796	796

LAWRENCE							
LAWRENCE CIRCUIT COURT	20	0	4	0	0	0	145
LAWRENCE SUPERIOR COURT	15	0	14	0	0	0	0
LAWRENCE COUNTY COURT	114	305	106	103	1	56	0
TOTAL-COURTS OF RECORD:	149	305	124	103	1	56	145
GRAND TOTAL:	149	305	124	103	1	56	145

MADISON							
MADISON CIRCUIT COURT	225	0	2	0	0	0	0
MADISON SUPERIOR COURT 1	118	0	0	0	0	0	0
MADISON SUPERIOR COURT 2	0	0	0	0	0	0	2,870
MADISON SUPERIOR COURT 3	136	0	31	0	0	0	0
MADISON COUNTY COURT 1	149	12	51	24	74	8	0
MADISON COUNTY COURT 2	165	56	40	23	49	10	0
TOTAL-COURTS OF RECORD:	793	68	124	47	123	18	2,870
ALEXANDRIA CITY COURT	0	16	0	67	5	0	0
ANDERSON CITY COURT	0	2,015	70	359	1,885	1,775	0
ELWOOD CITY COURT	0	102	0	14	30	112	0
EDGEWOOD TOWN COURT	0	21	0	14	0	0	0
TOTAL-CITY AND TOWN:	0	2,154	70	454	1,920	1,887	0
GRAND TOTAL:	793	2,222	194	501	2,043	1,905	2,870

MARION							
MARION CIRCUIT COURT	0	0	0	0	0	0	200
MARION SUPERIOR COURT, CIV. 1	0	0	0	0	0	0	0
MARION SUPERIOR COURT, CIV. 2	0	0	0	0	0	0	0
MARION SUPERIOR COURT, CIV. 3	0	0	0	0	0	0	0
MARION SUPERIOR COURT, CIV. 4	0	0	0	0	0	0	0
MARION SUPERIOR COURT, CIV. 5	0	0	0	0	0	0	0

- - - CIVIL - - -

PLE	SCL	RGL	DIS	RDS	P/A	GUA	OTH	TOT
195	731	7	0	0	0	0	0	8,051
444	1,233	7,070	0	0	0	0	0	17,873
15,501	3,075	28,146	2,431	2,980	4,844	4,327	772	98,178
132	0	0	0	0	0	0	0	506
271	0	925	0	0	0	0	0	2,348
3,759	0	0	0	0	0	0	0	5,039
2,963	0	0	0	0	0	0	0	7,122
0	0	0	0	0	0	0	91	1,132
0	0	0	0	0	0	0	0	1,073
0	0	0	0	0	0	0	0	23
7,125	0	925	0	0	0	0	91	17,243
22,626	3,075	29,071	2,431	2,980	4,844	4,327	863	115,421
435	0	222	387	0	284	111	19	1,764
1,971	0	1,612	40	1,446	1,084	648	0	6,963
1,187	0	276	372	206	62	168	9	3,054
464	0	0	4	0	0	4	0	642
464	1,067	188	4	0	0	4	4	3,184
449	1,461	2,752	0	0	0	0	420	8,227
4,970	2,528	5,050	807	1,652	1,430	935	452	23,834
4,970	2,528	5,050	807	1,652	1,430	935	452	23,834
100	0	47	79	126	304	312	0	1,137
36	0	337	260	621	0	0	191	1,474
81	133	454	0	0	0	0	11	1,364
217	133	838	339	747	304	312	202	3,975
217	133	836	339	747	304	312	202	3,975
675	0	465	488	281	397	404	84	3,021
655	0	14	227	108	563	876	23	2,584
306	0	397	896	543	0	0	17	5,029
473	0	273	193	119	86	88	1	1,400
86	637	2,166	0	0	0	0	0	3,207
90	311	2,133	0	0	0	0	0	2,877
2,285	948	5,448	1,804	1,051	1,046	1,368	125	18,118
0	0	0	0	0	0	0	0	88
0	0	0	0	0	0	0	0	6,104
48	0	0	0	0	0	0	0	306
0	0	0	0	0	0	0	0	35
48	0	0	0	0	0	0	0	6,533
2,333	948	5,448	1,804	1,051	1,046	1,368	125	24,651
717	0	19	86	536	0	0	977	2,535
508	0	30	429	73	0	0	0	1,040
656	0	19	419	29	0	0	0	1,123
374	0	0	232	0	0	0	0	606
426	0	102	397	194	0	0	0	1,119
600	0	0	228	201	0	0	0	1,029

- - - CRIMINAL - - -

	CFL	CMS	RCR	TMS	LOV	INF	JUV
MARION							
MARION SUPERIOR COURT, CIV. 6	0	0	0	0	0	0	0
MARION SUPERIOR COURT, CIV. 7	0	0	0	0	0	0	0
MARION SUPERIOR COURT, JUV.DIV	33	0	0	0	0	0	3,178
MARION SUPERIOR COURT, PROB.	0	0	0	0	0	0	0
MARION SUPERIOR COURT, CRIM. 1	114	0	131	0	0	0	0
MARION SUPERIOR COURT, CRIM. 2	35	0	0	0	0	0	0
MARION SUPERIOR COURT, CRIM. 3	161	0	189	0	0	0	0
MARION SUPERIOR COURT, CRIM. 4	207	0	77	0	0	0	0
MARION SUPERIOR COURT, CRIM. 5	226	13	0	0	0	0	0
MARION SUPERIOR COURT, CRIM. 6	121	0	0	0	0	0	0
MARION MUNICIPAL COURT 1	0	0	0	0	0	0	0
MARION MUNICIPAL COURT 2	0	0	0	0	0	0	0
MARION MUNICIPAL COURT 3	1	629	0	10	3	4	0
MARION MUNICIPAL COURT 4	916	4,994	0	4,885	164	319	0
MARION MUNICIPAL COURT 5	667	3,228	0	4,639	234	0	0
MARION MUNICIPAL COURT 6	1,724	644	0	552	14	22	0
MARION MUNICIPAL COURT 7	0	0	0	0	0	0	0
MARION MUNICIPAL COURT 8	0	0	0	0	0	0	0
MARION MUNICIPAL COURT 9	622	3,392	0	3,442	89	151	0
MARION MUNICIPAL COURT 10	904	4,184	0	6,126	272	0	0
MARION MUNICIPAL COURT 12	0	0	0	0	619	0	0
MARION MUNICIPAL COURT 13	181	1,364	0	7,282	3,734	0	0
MARION MUNICIPAL COURT 14	268	1,420	0	4,373	234	332	0
MARION MUNICIPAL COURT 15	1,599	620	0	551	1	2	0
MARION MUNICIPAL COURT 16	0	0	0	0	12,394	29,435	0
MARION MUN. 17-EFF. 11/10/86	8	175	0	0	0	0	0
TOTAL-COURTS OF RECORD:	7,787	20,663	397	31,860	17,758	30,265	3,378
CENTER TOWNSHIP	0	0	0	0	0	0	0
DECATUR TOWNSHIP DIVISION	0	0	0	0	0	0	0
LAWRENCE TOWNSHIP DIVISION	0	0	0	0	0	0	0
PERRY TOWNSHIP DIVISION	0	0	0	0	0	0	0
PIKE TOWNSHIP DIVISION	0	0	0	0	0	0	0
WARREN TOWNSHIP DIVISION	0	0	0	0	0	0	0
WASHINGTON TOWNSHIP DIVISION	0	0	0	0	0	0	0
WAYNE TOWNSHIP DIVISION	0	0	0	0	0	0	0
TOTAL-SMALL CLAIMS:	0	0	0	0	0	0	0
GRAND TOTAL:	7,787	20,663	397	31,860	17,758	30,265	3,378
MARSHALL							
MARSHALL CIRCUIT COURT	37	0	27	0	0	0	48
MARSHALL SUPERIOR COURT	43	0	34	0	0	0	0
MARSHALL COUNTY COURT	81	105	66	120	0	19	0
TOTAL-COURTS OF RECORD:	161	105	127	120	0	19	48
PLYMOUTH CITY COURT	0	0	0	0	0	0	0
ARGOS TOWN COURT	0	1	0	1	2	127	0
TOTAL-CITY AND TOWN:	0	1	0	1	2	127	0
GRAND TOTAL:	161	106	127	121	2	146	48
MARTIN							
MARTIN CIRCUIT COURT	48	3	19	0	0	0	15
MARTIN CIRCUIT COURT CCF	48	3	19	73	0	216	15
TOTAL-COURTS OF RECORD:	96	6	38	73	0	216	30

- - - CIVIL - - -

PLE	SCL	RCL	DIS	RDS	P/A	GUA	OTH	TOT
404	0	15	463	116	0	0	0	998
284	0	118	153	283	0	0	14	852
0	0	0	0	0	0	0	3,387	6,598
791	0	0	0	0	3,108	2,318	103	6,320
0	0	0	0	0	0	0	0	245
0	0	0	0	0	0	0	0	35
0	0	0	0	0	0	0	0	350
0	0	0	0	0	0	0	0	284
0	0	0	0	0	0	0	0	239
0	0	0	0	0	0	0	0	121
529	0	465	0	0	0	0	0	994
431	0	249	0	0	0	0	0	680
0	0	0	0	0	0	0	0	647
0	0	0	0	0	0	0	0	11,278
0	0	0	0	0	0	0	0	8,768
0	0	0	0	0	0	0	0	2,956
861	0	532	0	0	0	0	0	1,393
803	0	2,463	0	0	0	0	0	3,266
0	0	0	0	0	0	0	0	7,696
0	0	0	0	0	0	0	0	11,486
985	0	0	0	0	0	0	0	1,604
0	0	0	0	0	0	0	0	12,561
0	0	0	0	0	0	0	0	6,627
0	0	0	0	0	0	0	0	2,773
0	0	0	0	0	0	0	0	41,829
0	0	0	0	0	0	0	0	183
8,369	0	4,012	2,407	1,432	3,108	2,318	4,481	138,235
485	0	1,120	0	0	0	0	82	1,687
796	0	295	0	0	0	0	2	1,093
6,925	0	0	0	0	0	0	0	6,925
1,205	0	0	0	0	0	0	0	1,205
4,359	0	6,867	0	0	0	0	0	11,226
685	0	1,105	0	0	0	0	0	1,790
2,018	0	0	0	0	0	0	0	2,018
902	0	0	0	0	0	0	8	910
17,375	0	9,387	0	0	0	0	92	26,854
25,744	0	13,399	2,407	1,432	3,108	2,318	4,573	165,089
334	0	43	112	76	208	133	15	1,033
131	0	129	144	370	42	53	15	961
38	483	267	0	0	0	0	12	1,191
503	483	439	256	446	250	186	42	3,185
0	0	0	0	0	0	0	0	0
0	0	0	0	0	0	0	0	131
0	0	0	0	0	0	0	0	131
503	483	439	256	446	250	186	42	3,316
46	0	12	27	18	63	64	0	315
46	36	13	27	18	63	64	0	641
92	36	25	54	36	126	128	0	956

- - - CRIMINAL - - -

	CFL	CMS	RCR	TMS	LOV	INF	JUV
LOGOOTEETEE CITY COURT	0	0	0	0	0	0	0
TOTAL-CITY AND TOWN:	0	0	0	0	0	0	0
GRAND TOTAL:	96	6	38	73	0	216	30
MIAMI							
MIAMI CIRCUIT COURT	65	85	35	0	0	0	92
MIAMI SUPERIOR COURT	0	0	2	0	0	0	95
MIAMI SUPERIOR COURT CCF	0	0	4	26	0	207	95
TOTAL-COURTS OF RECORD:	65	85	41	26	0	207	282
PERU CITY COURT	0	29	0	32	0	0	0
BUNKER HILL TOWN COURT	0	0	0	125	49	0	0
TOTAL-CITY AND TOWN:	0	29	0	157	49	0	0
GRAND TOTAL:	65	114	41	183	49	207	282
MONROE							
MONROE CIRCUIT COURT	78	0	31	0	0	0	175
MONROE SUPERIOR COURT 1	96	0	30	0	0	0	0
MONROE SUPERIOR COURT 1 CCF	96	0	30	0	0	0	0
MONROE SUPERIOR COURT 2	96	0	30	0	0	0	0
MONROE SUPERIOR COURT 2 CCF	96	0	30	0	0	0	0
MONROE SUPERIOR COURT 3	101	0	23	0	0	0	0
MONROE SUPERIOR COURT 3 CCF	101	0	23	0	0	0	0
MONROE SUPERIOR COURT 4	138	0	10	0	0	0	0
MONROE SUPERIOR COURT 4 CCF	138	902	382	719	521	0	0
TOTAL-COURTS OF RECORD:	940	902	589	719	521	0	175
GRAND TOTAL:	940	902	589	719	521	0	175
MONTGOMERY							
MONTGOMERY CIRCUIT COURT	90	0	5	0	0	0	54
MONTGOMERY COUNTY COURT	29	216	4	118	0	21	0
TOTAL-COURTS OF RECORD:	119	216	9	118	0	21	54
CRAWFORDSVILLE CITY COURT	0	30	0	12	8	11	0
TOTAL-CITY AND TOWN:	0	30	0	12	8	11	0
GRAND TOTAL:	119	246	9	130	8	32	54
MORGAN							
MORGAN CIRCUIT COURT	143	6	3	0	0	0	79
MORGAN SUPERIOR COURT	61	133	68	0	0	0	0
MORGAN COUNTY COURT	64	158	46	40	0	4	0
TOTAL-COURTS OF RECORD:	268	297	117	40	0	4	79
MARTINSVILLE CITY COURT	0	20	0	185	0	0	0
MOCRESVILLE TOWN COURT	0	1	0	0	0	435	0
TOTAL-CITY AND TOWN:	0	21	0	185	0	435	0
GRAND TOTAL:	268	318	117	225	0	439	79
NEWTON							
NEWTON CIRCUIT COURT	4	0	0	0	0	0	138
NEWTON SUPERIOR COURT	96	0	0	0	0	0	0
NEWTON SUPERIOR COURT CCF	96	29	0	0	1,139	0	0
TOTAL-COURTS OF RECORD:	196	29	0	0	1,139	0	138
GRAND TOTAL:	196	29	0	0	1,139	0	138
NOBLE							
NOBLE CIRCUIT COURT	43	0	26	0	0	0	100

- - - CIVIL - - -

PLE	SCL	RCL	DIS	RDS	P/A	GUA	OTH	TOT
0	0	0	0	0	0	0	0	0
0	0	0	0	0	0	0	0	0
92	36	25	54	36	126	128	0	956
110	0	148	5	7	198	140	26	911
72	0	25	28	4	117	121	0	464
72	20	164	28	4	117	121	0	858
254	20	337	61	15	432	382	26	2,233
0	0	0	0	0	0	0	0	61
0	0	0	0	0	0	0	6	180
0	0	0	0	0	0	0	6	241
254	20	337	61	15	432	382	32	2,474
62	0	14	37	23	386	234	1	1,041
139	0	17	65	49	0	0	0	396
139	120	140	65	49	0	0	0	639
128	0	26	71	40	0	0	0	391
128	101	179	71	40	0	0	0	645
115	0	40	87	26	0	0	0	392
115	114	200	87	26	0	0	0	666
0	0	0	0	0	0	0	0	148
0	0	0	0	0	0	0	0	2,662
826	335	616	483	253	386	234	1	6,980
826	335	616	483	253	386	234	1	6,980
740	0	9	279	21	330	150	0	1,678
8	121	42	0	0	0	0	0	559
748	121	51	279	21	330	150	0	2,237
20	0	0	0	0	0	0	0	81
20	0	0	0	0	0	0	0	81
768	121	51	279	21	330	150	0	2,318
192	0	53	14	29	68	147	16	750
213	0	52	233	215	267	133	2	1,377
18	272	202	0	0	0	0	0	804
423	272	307	247	244	335	280	18	2,931
0	0	0	0	0	0	0	0	205
0	0	0	0	0	0	0	9	445
0	0	0	0	0	0	0	9	650
423	272	307	247	244	335	280	27	3,581
237	0	20	46	8	221	289	1	964
447	0	0	105	9	3	6	0	666
447	153	29	105	9	3	6	15	2,031
1,131	153	49	256	26	227	301	16	3,661
1,131	153	49	256	26	227	301	16	3,661
356	0	36	200	159	212	211	89	1,432

- - - CRIMINAL - - -

	CFL	CMS	RGR	TMS	LOV	INF	JUV
NOBLE							
NOBLE SUPERIOR COURT	4	0	6	0	0	0	94
NOBLE COUNTY COURT	236	217	113	0	0	187	0
TOTAL-COURTS OF RECORD:	283	217	145	0	0	187	194
CROMWELL TOWN COURT	0	0	0	0	0	0	0
TOTAL-CITY AND TOWN:	0	0	0	0	0	0	0
GRAND TOTAL:	283	217	145	0	0	187	194
OHIO							
OHIO CIRCUIT COURT	1	1	7	0	0	0	139
OHIO SUPERIOR COURT	0	0	0	0	0	0	0
OHIO SUPERIOR COURT CCF	12	72	4	26	0	62	0
TOTAL-COURTS OF RECORD:	13	73	11	26	0	62	139
GRAND TOTAL:	13	73	11	26	0	62	139
ORANGE							
ORANGE CIRCUIT COURT	134	1	6	0	0	0	42
ORANGE COUNTY COURT	0	355	0	0	0	154	0
TOTAL-COURTS OF RECORD:	134	356	6	0	0	154	42
GRAND TOTAL:	134	356	6	0	0	154	42
OWEN							
OWEN CIRCUIT COURT	70	79	109	0	0	0	95
OWEN CIRCUIT COURT CCF	70	93	109	0	0	59	95
TOTAL-COURTS OF RECORD:	140	172	218	0	0	59	190
GRAND TOTAL:	140	172	218	0	0	59	190
PARKE							
PARKE CIRCUIT COURT	528	21	0	0	0	0	230
PARKE CIRCUIT COURT CCF	528	332	0	218	0	329	230
TOTAL-COURTS OF RECORD:	1,056	353	0	218	0	329	460
GRAND TOTAL:	1,056	353	0	218	0	329	460
PERRY							
PERRY CIRCUIT COURT	105	36	24	0	0	0	141
PERRY CIRCUIT COURT CCF	105	104	24	873	0	350	141
TOTAL-COURTS OF RECORD:	210	140	48	873	0	350	282
CANNELTON CITY COURT	0	7	12	16	0	0	0
TELL CITY CITY COURT	0	39	0	3	0	47	0
TOTAL-CITY AND TOWN:	0	46	12	19	0	47	0
GRAND TOTAL:	210	186	60	892	0	397	282
PIKE							
PIKE CIRCUIT COURT	28	0	2	0	0	0	65
PIKE CIRCUIT COURT CCF	55	13	61	51	0	152	65
TOTAL-COURTS OF RECORD:	83	13	63	51	0	152	130
TOTAL-CITY AND TOWN:	0	0	0	0	0	0	0
GRAND TOTAL:	83	13	63	51	0	152	130
PORTER							
PORTER CIR & SUP 1 AND 2	155	0	0	0	0	0	472
PORTER SUPERIOR COURT 3	0	0	0	0	0	0	0
PORTER SUPERIOR COURT 3 CCF	58	245	15	282	4	70	0

- - - CIVIL - - -

PLE	SCL	RCL	DIS	RDS	P/A	GUA	OTH	TOT
366	0	45	74	33	27	27	1	677
9	372	152	0	0	0	0	0	1,286
731	372	233	274	192	239	238	90	3,395
0	0	0	0	0	0	0	0	0
0	0	0	0	0	0	0	0	0
731	372	233	274	192	239	238	90	3,395
61	0	20	52	23	101	61	5	471
9	0	1	15	0	0	0	0	25
9	28	3	15	0	0	0	13	244
79	28	24	82	23	101	61	18	740
79	28	24	82	23	101	61	18	740
263	0	42	64	59	189	161	50	1,011
42	243	124	0	0	0	0	5	923
305	243	166	64	59	189	161	55	1,934
305	243	166	64	59	189	161	55	1,934
174	0	40	48	63	142	116	8	944
174	352	235	48	63	142	116	8	1,564
348	352	275	96	126	284	232	16	2,508
348	352	275	96	126	284	232	16	2,508
1,091	0	9	167	55	544	343	69	3,057
1,091	233	9	167	55	544	343	69	4,148
2,182	233	18	334	110	1,088	686	138	7,205
2,182	233	18	334	110	1,088	686	138	7,205
333	0	77	133	26	175	187	0	1,237
333	1,541	77	133	26	175	187	0	4,069
666	1,541	154	266	52	350	374	0	5,306
0	0	0	0	0	0	0	0	35
0	0	0	0	0	0	0	7	96
0	0	0	0	0	0	0	7	131
666	1,541	154	266	52	350	374	7	5,437
212	0	20	47	23	127	82	7	613
212	113	39	47	23	127	82	21	1,061
424	113	59	94	46	254	164	28	1,674
0	0	0	0	0	0	0	0	0
424	113	59	94	46	254	164	28	1,674
4,907	0	1,570	726	339	1,617	1,038	0	10,824
5	0	0	6	0	0	0	0	11
23	547	256	6	0	0	0	4	1,510

- - - CRIMINAL - - -

	CFL	CMS	RCR	TMS	LOV	INF	JUV
PORTER							
PORTER COUNTY COURT	24	85	0	334	0	3,556	0
TOTAL-COURTS OF RECORD:	237	330	15	616	4	3,626	472
CHESTERTON TOWN COURT	0	41	0	39	9	6	0
TOTAL-CITY AND TOWN:	0	41	0	39	9	6	0
GRAND TOTAL:	237	371	15	655	13	3,632	472
POSEY							
POSEY CIRCUIT COURT	143	1	0	0	0	0	132
POSEY COUNTY COURT	22	133	31	31	0	26	0
TOTAL-COURTS OF RECORD:	165	134	31	31	0	26	132
GRAND TOTAL:	165	134	31	31	0	26	132
PULASKI							
PULASKI CIRCUIT COURT	33	0	39	0	0	0	81
PULASKI COUNTY COURT	80	143	3	45	0	90	0
TOTAL-COURTS OF RECORD:	113	143	42	45	0	90	81
GRAND TOTAL:	113	143	42	45	0	90	81
PUTNAM							
PUTNAM CIRCUIT COURT	19	0	12	0	0	0	25
PUTNAM COUNTY COURT	27	50	15	26	0	115	0
TOTAL-COURTS OF RECORD:	46	50	27	26	0	115	25
GRAND TOTAL:	46	50	27	26	0	115	25
RANDOLPH							
RANDOLPH CIRCUIT COURT	9	2	10	0	0	0	81
RANDOLPH COUNTY COURT	22	3	2	0	0	0	0
TOTAL-COURTS OF RECORD:	31	5	12	0	0	0	81
WINCHESTER CITY COURT	0	96	0	349	1	198	0
UNION CITY COURT	0	39	0	11	1	7	0
TOTAL-CITY AND TOWN:	0	135	0	360	2	205	0
GRAND TOTAL:	31	140	12	360	2	205	81
RIPLEY							
RIPLEY CIRCUIT COURT	214	8	33	0	0	0	56
RIPLEY CIRCUIT COURT CCF	214	8	33	0	0	0	56
TOTAL-COURTS OF RECORD:	428	16	66	0	0	0	112
BATESVILLE CITY COURT	0	31	0	47	0	110	0
VERSAILLES CITY COURT	0	62	0	13	0	135	0
TOTAL-CITY AND TOWN:	0	93	0	60	0	245	0
GRAND TOTAL:	428	109	66	60	0	245	112
RUSH							
RUSH CIRCUIT COURT	102	0	0	0	0	0	83
RUSH COUNTY COURT	101	166	19	422	3	590	0
TOTAL-COURTS OF RECORD:	203	166	19	422	3	590	83
GRAND TOTAL:	203	166	19	422	3	590	83
ST. JOSEPH							
ST. JOSEPH CIRCUIT COURT	57	0	9	0	0	0	0
ST. JOSEPH SUPERIOR COURTS	343	0	290	0	0	0	0
ST. JOSEPH SUPERIOR COURTS CCF	343	14,651	290	7,642	0	0	0

- - - CIVIL - - -

PLE	SCL	RCL	DIS	RDS	P/A	GUA	OTH	TOT
138	2,672	1,044	0	0	0	0	0	7,853
5,073	3,219	2,870	738	339	1,617	1,038	4	20,198
0	0	0	0	0	0	0	0	95
0	0	0	0	0	0	0	0	95
5,073	3,219	2,870	738	339	1,617	1,038	4	20,293
575	0	38	472	46	548	576	0	2,531
16	110	31	0	0	0	0	0	400
591	110	69	472	46	548	576	0	2,931
591	110	69	472	46	548	576	0	2,931
76	0	95	30	21	309	164	30	878
12	70	140	0	0	0	0	0	583
88	70	235	30	21	309	164	30	1,461
88	70	235	30	21	309	164	30	1,461
169	0	10	90	22	144	198	2	691
22	320	252	0	0	0	0	0	827
191	320	262	90	22	144	198	2	1,518
191	320	262	90	22	144	198	2	1,518
143	0	19	156	105	205	169	31	930
7	110	144	0	0	0	0	0	288
150	110	163	156	105	205	169	31	1,218
0	0	0	0	0	0	0	0	644
0	0	0	0	0	0	0	0	58
0	0	0	0	0	0	0	0	702
150	110	163	156	105	205	169	31	1,920
517	0	70	109	101	382	166	0	1,656
517	497	421	109	101	382	166	0	2,504
1,034	497	491	218	202	764	332	0	4,160
31	0	0	0	0	0	0	0	219
0	0	0	0	0	0	0	0	210
31	0	0	0	0	0	0	0	429
1,065	497	491	218	202	764	332	0	4,589
139	0	66	71	38	202	206	0	907
90	32	228	0	0	0	0	25	1,676
229	32	294	71	38	202	206	25	2,583
229	32	294	71	38	202	206	25	2,583
633	0	1,896	1,123	191	278	196	227	4,610
815	0	1,743	538	1,068	747	343	62	5,949
815	1,133	1,743	538	1,068	747	343	62	29,375

- - - CRIMINAL - - -

	CFL	CMS	RCR	TMS	LOV	INF	JUV
ST. JOSEPH							
TOTAL-COURTS OF RECORD:	743	14,651	589	7,642	0	0	0
WALKERTON TOWN COURT	0	24	0	8	2	43	0
TOTAL-CITY AND TOWN:	0	24	0	8	2	43	0
GRAND TOTAL:	743	14,675	589	7,650	2	43	0
SCOTT							
SCOTT CIRCUIT COURT	172	4	30	0	0	0	159
SCOTT COUNTY COURT	21	285	0	45	6	223	0
TOTAL-COURTS OF RECORD:	193	289	30	45	6	223	159
GRAND TOTAL:	193	289	30	45	6	223	159
SHELBY							
SHELBY CIRCUIT COURT	10	0	0	0	0	0	0
SHELBY SUPERIOR COURT	41	1	20	0	0	0	93
SHELBY COUNTY COURT	5	34	179	33	2	794	0
TOTAL-COURTS OF RECORD:	56	35	199	33	2	794	93
GRAND TOTAL:	56	35	199	33	2	794	93
SPENCER							
SPENCER CIRCUIT COURT	47	0	1	0	0	0	5
SPENCER CIRCUIT COURT CCF	47	37	1	32	0	96	5
TOTAL-COURTS OF RECORD:	94	37	2	32	0	96	10
ROCKPORT CITY COURT	0	0	0	0	0	0	0
TOTAL-CITY AND TOWN:	0	0	0	0	0	0	0
GRAND TOTAL:	94	37	2	32	0	96	10
STARKE							
STARKE CIRCUIT COURT	82	3	31	0	0	0	22
STARKE CIRCUIT COURT CCF	82	3	31	0	0	0	22
TOTAL-COURTS OF RECORD:	164	6	62	0	0	0	44
KNOX CITY COURT	0	96	228	0	0	469	0
TOTAL-CITY AND TOWN:	0	96	228	0	0	469	0
GRAND TOTAL:	164	102	290	0	0	469	44
STIEUBEN							
STIEUBEN CIRCUIT COURT	47	50	22	0	0	0	117
STIEUBEN COUNTY COURT	127	698	107	490	5	451	0
TOTAL-COURTS OF RECORD:	174	748	129	490	5	451	117
FREMONT TOWN COURT	0	100	0	155	0	1,949	0
TOTAL-CITY AND TOWN:	0	100	0	155	0	1,949	0
GRAND TOTAL:	174	848	129	645	5	2,400	117
SULLIVAN							
SULLIVAN CIRCUIT COURT	36	0	0	0	0	0	134
SULLIVAN COUNTY COURT	2	60	7	46	1	2	0
TOTAL-COURTS OF RECORD:	38	60	7	46	1	2	134
GRAND TOTAL:	38	60	7	46	1	2	134
SWITZERLAND							
SWITZERLAND CIR & SUP	10	61	0	0	0	0	16
SWITZERLAND SUPERIOR COURT CCF	71	76	4	31	0	14	0
TOTAL-COURTS OF RECORD:	81	137	4	31	0	14	16

- - - CIVIL - - -

PLE	SCL	RCL	DIS	RDS	P/A	GUA	OTH	TOT
2,263	1,133	5,382	2,199	2,327	1,772	882	351	39,934
0	0	0	0	0	0	0	0	77
0	0	0	0	0	0	0	0	77
2,263	1,133	5,382	2,199	2,327	1,772	882	351	40,011
407	0	219	351	336	172	133	0	1,983
62	227	392	0	0	0	0	0	1,261
469	227	611	351	336	172	133	0	3,244
469	227	611	351	336	172	133	0	3,244
415	0	29	110	94	258	41	10	967
117	0	14	82	51	46	79	0	544
69	334	322	0	0	0	0	0	1,772
601	334	365	192	145	304	120	10	3,283
601	334	365	192	145	304	120	10	3,283
559	0	8	81	9	92	155	0	957
559	58	61	81	9	92	155	0	1,233
1,118	58	69	162	18	184	310	0	2,190
0	0	0	0	0	0	0	0	0
0	0	0	0	0	0	0	0	0
1,118	58	69	162	18	184	310	0	2,190
418	0	482	48	81	225	15	76	1,483
418	318	679	48	81	225	15	76	1,998
836	318	1,161	96	162	450	30	152	3,481
0	0	0	0	0	0	0	0	793
0	0	0	0	0	0	0	0	793
836	318	1,161	96	162	450	30	152	4,274
126	0	86	96	128	207	140	2	1,021
90	413	271	0	0	0	0	0	2,652
216	413	357	96	128	207	140	2	3,673
0	0	0	0	0	0	0	0	2,204
0	0	0	0	0	0	0	0	2,204
216	413	357	96	128	207	140	2	5,877
228	0	24	64	32	227	87	49	881
3	118	157	0	0	0	0	30	426
231	118	181	64	32	227	87	79	1,307
231	118	181	64	32	227	87	79	1,307
86	0	31	82	66	45	77	0	474
0	52	0	0	0	0	0	11	259
86	52	31	82	66	45	77	11	733

- - - CRIMINAL - - -

	CFL	GMS	RGR	TMS	LOV	INF	JUV
SWITZERLAND							
GRAND TOTAL:	81	137	4	31	0	14	16
TIPPECANOE							
TIPPECANOE CIRCUIT COURT	92	0	11	0	0	0	20
TIPPECANOE SUPERIOR COURT 1	103	0	20	0	0	0	0
TIPPECANOE SUPERIOR COURT 2	0	0	6	0	0	0	0
TIPPECANOE SUPERIOR COURT 3	0	2	0	0	0	0	182
TIPPECANOE COUNTY COURT 1	148	0	0	0	0	0	0
TIPPECANOE COUNTY COURT 2	273	335	0	423	0	1,026	0
TOTAL-COURTS OF RECORD:	616	337	37	423	0	1,026	202
WEST LAFAYETTE CITY COURT	0	9	0	0	2	18	0
TOTAL-CITY AND TOWN:	0	9	0	0	2	18	0
GRAND TOTAL:	616	346	37	423	2	1,044	202
TIPTON							
TIPTON CIRCUIT COURT	46	103	0	0	0	0	9
TIPTON CIRCUIT COURT CCF	46	103	0	0	0	0	9
TOTAL-COURTS OF RECORD:	92	206	0	0	0	0	18
TIPTON CITY COURT	0	548	6	301	8	342	0
SHARPSVILLE TOWN COURT	0	0	0	191	0	0	0
TOTAL-CITY AND TOWN:	0	548	6	492	8	342	0
GRAND TOTAL:	92	754	6	492	8	342	18
UNION							
UNION CIRCUIT COURT	109	24	33	0	0	0	5
UNION CIRCUIT COURT CCF	109	24	33	40	0	1,016	5
TOTAL-COURTS OF RECORD:	218	48	66	40	0	1,016	10
GRAND TOTAL:	218	48	66	40	0	1,016	10
VANDERBURGH							
VANDERBURGH CIRCUIT COURT	204	0	170	0	0	0	0
VANDERBURGH SUPERIOR COURT CCF	0	0	0	0	269	0	0
VANDERBURGH SUPERIOR COURTS	15	0	3	0	0	0	942
VANDERBURGH SUPERIOR COURT CCF	0	75	0	0	0	7,232	0
TOTAL-COURTS OF RECORD:	219	75	173	0	269	7,232	942
GRAND TOTAL:	219	75	173	0	269	7,232	942
VERMILLION							
VERMILLION CIRCUIT COURT	39	0	4	0	0	0	112
VERMILLION CIRCUIT COURT CCF	39	92	17	58	0	76	112
TOTAL-COURTS OF RECORD:	78	92	21	58	0	76	224
CLINTON CITY COURT	0	0	0	0	17	229	0
TOTAL-CITY AND TOWN:	0	0	0	0	17	229	0
GRAND TOTAL:	78	92	21	58	17	305	224
VIGO							
VIGO CIRCUIT COURT	197	0	4	0	0	0	369
VIGO SUPERIOR COURT 1	123	0	22	0	0	0	0
VIGO SUPERIOR COURT 2	53	0	1	0	0	0	7
VIGO COUNTY COURT - DIV. 4	3	1	0	0	0	1	0
VIGO COUNTY COURT - DIV. 5	223	179	124	157	0	212	0
TOTAL-COURTS OF RECORD:	599	180	151	157	0	213	376

- - - CIVIL - - -

P/E	SCL	RCL	DIS	RDS	P/A	GUA	OTH	TOT
86	52	31	82	66	45	77	11	733
703	0	3	45	0	379	920	0	2,173
168	0	69	88	581	0	0	1	1,030
38	0	27	198	19	0	0	3	291
0	0	0	54	7	0	0	0	245
135	1,223	533	0	0	0	0	0	2,039
0	0	0	0	0	0	0	0	2,057
1,044	1,223	632	385	607	379	920	4	7,835
0	0	0	0	0	0	0	0	29
0	0	0	0	0	0	0	0	29
1,044	1,223	632	385	607	379	920	4	7,864
139	0	5	6	4	79	138	3	532
139	43	5	6	4	79	138	3	575
278	43	10	12	8	158	276	6	1,107
0	0	0	0	0	0	0	0	1,205
0	0	0	0	0	0	0	0	191
0	0	0	0	0	0	0	0	1,396
278	43	10	12	8	158	276	6	2,503
91	0	40	48	41	214	111	31	747
91	11	51	48	41	214	111	31	1,825
182	11	91	96	82	428	222	62	2,572
182	11	91	96	82	428	222	62	2,572
628	0	14	0	0	0	0	0	1,016
0	1,838	1,971	0	0	0	0	0	4,078
1,113	0	1,401	889	411	1,079	1,288	321	7,462
0	0	0	0	0	0	0	0	7,307
1,741	1,838	3,386	889	411	1,079	1,288	321	19,863
1,741	1,838	3,386	889	411	1,079	1,288	321	19,863
132	0	10	72	64	215	131	0	779
132	95	54	72	64	215	131	0	1,157
264	95	64	144	128	430	262	0	1,936
0	0	0	0	0	0	0	0	246
0	0	0	0	0	0	0	0	246
264	95	64	144	128	430	262	0	2,182
482	0	26	83	20	36	49	12	1,278
349	0	54	127	76	641	527	0	1,919
181	0	22	430	125	1	0	0	820
86	374	672	0	0	0	0	42	1,179
55	240	299	0	0	0	0	5	1,494
1,153	614	1,073	640	221	678	576	59	6,690

- - - CRIMINAL - - -

	CFL	CMS	RCR	TMS	LOV	INF	JUV
TERRE HAUTE CITY COURT	0	1,925	0	176	129	324	0
TOTAL-CITY AND TOWN:	0	1,925	0	176	129	324	0
GRAND TOTAL:	599	2,105	151	333	129	537	376
WABASH							
WABASH CIRCUIT COURT	66	0	12	0	0	0	195
WABASH COUNTY COURT	22	266	0	28	0	182	0
TOTAL-COURTS OF RECORD:	88	266	12	28	0	182	195
WABASH CITY COURT	0	0	0	0	0	0	0
NORTH MANCHESTER TOWN COURT	0	0	0	0	0	27	0
TOTAL-CITY AND TOWN:	0	0	0	0	0	27	0
GRAND TOTAL:	88	266	12	28	0	209	195
WARREN							
WARREN CIRCUIT COURT	51	0	1	0	0	0	29
WARREN CIRCUIT COURT CCF	51	187	1	60	0	254	29
TOTAL-COURTS OF RECORD:	102	187	2	60	0	254	58
GRAND TOTAL:	102	187	2	60	0	254	58
WARRICK							
WARRICK CIRCUIT COURT	85	0	2	0	0	0	53
WARRICK SUPERIOR COURT	131	0	2	0	0	0	9
WARRICK SUPERIOR COURT CCF	131	0	2	2,006	0	1,653	9
TOTAL-COURTS OF RECORD:	347	0	6	2,006	0	1,653	71
GRAND TOTAL:	347	0	6	2,006	0	1,653	71
WASHINGTON							
WASHINGTON CIRCUIT COURT	198	30	43	0	0	0	64
WASHINGTON CIRCUIT COURT CCF	198	30	43	0	0	0	64
TOTAL-COURTS OF RECORD:	396	60	86	0	0	0	128
SALEM CITY COURT	0	83	0	92	0	159	0
TOTAL-CITY AND TOWN:	0	83	0	92	0	159	0
GRAND TOTAL:	396	143	86	92	0	159	128
WAYNE							
WAYNE CIRCUIT COURT	105	0	32	0	0	0	181
WAYNE SUPERIOR COURT 1	112	0	14	0	0	0	134
WAYNE SUPERIOR COURT 2	126	0	40	0	0	0	153
WAYNE SUPERIOR COURT 3 CCF	47	86	0	372	0	0	0
TOTAL-COURTS OF RECORD:	390	86	86	372	0	0	468
HAGERSTOWN TOWN COURT	0	3	0	5	4	60	0
TOTAL-CITY AND TOWN:	0	3	0	5	4	60	0
GRAND TOTAL:	390	89	86	377	4	60	468
WELLS							
WELLS CIRCUIT COURT	31	0	0	0	0	0	45
WELLS SUPERIOR COURT	4	0	0	0	0	0	0
WELLS SUPERIOR COURT CCF	56	71	56	39	0	61	0
TOTAL-COURTS OF RECORD:	91	71	56	39	0	61	45
BLUFFTON CITY COURT	0	1	0	15	0	0	0
TOTAL-CITY AND TOWN:	0	1	0	15	0	0	0
GRAND TOTAL:	91	72	56	54	0	61	45
WHITE							
WHITE CIRCUIT COURT	14	0	20	0	0	0	81

- - - CIVIL - - -

PLE	SCL	RCL	DIS	RDS	P/A	GUA	OTH	TOT
0	0	0	0	0	0	0	0	2,554
0	0	0	0	0	0	0	0	2,554
1,153	614	1,073	640	221	678	576	59	9,244
159	0	114	93	33	279	187	1	1,139
50	83	82	0	0	0	0	0	713
209	83	196	93	33	279	187	1	1,852
4,431	0	2,079	0	0	0	0	0	6,510
0	0	0	0	0	0	0	0	27
4,431	0	2,079	0	0	0	0	0	6,537
4,640	83	2,275	93	33	279	187	1	8,389
163	0	2	50	0	96	87	3	482
163	188	73	50	0	96	87	4	1,243
326	188	75	100	0	192	174	7	1,725
326	188	75	100	0	192	174	7	1,725
803	0	127	146	21	280	333	0	1,850
355	0	120	186	4	94	63	0	964
355	619	655	186	4	94	63	0	5,777
1,513	619	902	518	29	468	459	0	8,591
1,513	619	902	518	29	468	459	0	8,591
579	0	217	124	37	397	267	230	2,186
579	56	363	124	37	397	267	230	2,388
1,158	56	580	248	74	794	534	460	4,574
0	0	0	0	0	0	0	0	334
0	0	0	0	0	0	0	0	334
1,158	56	580	248	74	794	534	460	4,908
203	0	64	98	84	116	127	0	1,010
170	0	98	110	66	557	370	0	1,631
90	0	28	86	69	329	183	0	1,104
21	212	27	0	0	0	0	0	765
484	212	217	294	219	1,002	680	0	4,510
0	0	0	0	0	0	0	0	72
0	0	0	0	0	0	0	0	72
484	212	217	294	219	1,002	680	0	4,582
523	0	92	121	6	217	196	21	1,252
29	0	13	19	4	0	0	0	69
57	125	81	19	4	0	0	0	569
609	125	186	159	14	217	196	21	1,890
0	0	0	0	0	0	0	0	16
0	0	0	0	0	0	0	0	16
609	125	186	159	14	217	196	21	1,906
341	0	41	10	38	235	150	23	953

- - - CRIMINAL - - -

	CFL	CMS	RCR	TMS	LOV	INF	JUV
WHITE							
WHITE SUPERIOR COURT	30	0	0	0	0	0	0
WHITE SUPERIOR COURT CCF	30	206	50	0	0	122	0
TOTAL-COURTS OF RECORD:	74	206	70	0	0	122	81
MONON TOWN COURT	0	0	0	0	0	0	0
TOTAL-CITY AND TOWN:	0	0	0	0	0	0	0
GRAND TOTAL:	74	206	70	0	0	122	81
WHITLEY							
WHITLEY CIRCUIT COURT	29	1	1	0	0	0	23
WHITLEY SUPERIOR COURT	106	0	37	0	0	0	0
WHITLEY SUPERIOR COURT CCF	106	220	107	0	0	449	0
TOTAL-COURTS OF RECORD:	241	221	145	0	0	449	23
GRAND TOTAL:	241	221	145	0	0	449	23

- - - CIVIL - - -

PLE	SCL	RCL	DIS	RDS	P/A	GUA	OTH	TOT
36	0	2	0	0	0	0	0	68
36	338	37	0	0	0	0	237	1,056
413	338	80	10	38	235	150	260	2,077
0	0	0	0	0	0	0	0	0
0	0	0	0	0	0	0	0	0
413	338	80	10	38	235	150	260	2,077
343	0	231	128	76	491	162	37	1,522
31	0	6	32	1	0	0	0	213
31	219	141	32	1	0	0	0	1,306
405	219	378	192	78	491	162	37	3,041
405	219	378	192	78	491	162	37	3,041

- - - CRIMINAL - - -

	CFL	CMS	RCR	TMS	LOV	INF	JUV
TOTALS FOR SUPERIOR AND CIRCUIT COURTS	15,477	2,070	3,599	0	0	0	23,680
TOTALS FOR COUNTY, MUNICIPAL COURTS AND CCF	16,213	69,304	4,105	73,507	22,609	99,642	0
TOTALS FOR SMALL CLAIM COURTS	0	0	0	0	0	0	0
TOTALS FOR CITY & TOWN COURTS	0	14,033	461	6,610	8,488	13,993	0
TOTALS FOR ALL COURTS	31,690	85,407	8,165	80,117	31,097	113,635	23,680

- - - CIVIL - - -

PLE	SCL	RCL	DIS	RDS	P/A	GUA	OTH	TOT
90,557	0	43,508	37,115	24,317	49,387	36,118	9,696	335,524
8,865	47,498	53,552	0	0	0	0	982	396,277
17,375	0	9,387	0	0	0	0	92	26,854
12,649	0	3,006	0	0	0	0	227	59,467
129,446	47,498	109,453	37,115	24,317	49,387	36,118	10,997	818,122

1986 FISCAL REPORT - EXPENDITURES

Pursuant to a legislative directive¹ and Administrative Rules of the Indiana Supreme Court, the Office of State Court Administration collects statistical data on the receipt and expenditure of public monies by and for the operation of the courts.

The information is gathered on an annual basis at the end of each calendar year on forms designed by this office. Beginning with 1980, revenue and expenditure reports are required from all trial courts, including the small claims and city and town courts. The collected data includes the court's requested and approved budgets for 1987, the actual expenditures for 1986 and the revenues collected during 1986 through the operation of such courts. This report, however, reflects only the actual expenditures and revenues for 1986.

The information contained herein is not intended and should not be used as an exact fiscal account. It is only intended to provide a relative overview of the financial aspects of the judicial system on a state-wide basis.

Following is a summary of the 1986 expenditures of the courts and revenues generated through their operation.

EXPENDITURES

The Circuit, Superior, Probate, County and Municipal Courts are supported primarily by county funds. State funds are used for a portion of the judges' salaries² and special judge costs³. The city and town courts are supported by the municipality. In many instances there is no separate city or town court budget, and all expenses are paid directly from the local general fund. This practice makes it extremely difficult to provide accurate expenditure information. The Small Claims Courts of Marion County are supported by their respective townships.

1 IC 33-2.1-7-3(b)

2 IC 33-13-12-7

3 Indiana Rules of Court, T.R. 79(14) and C.R. 13(12). Administrative Rule 5.

Within twenty days following the end of a calendar year, each trial court is requested to submit a report on the actual expenditures of the court. The reporting form follows reports filed with the State Board of Accounts and contains four major areas of expenditures. The city, town and small claims courts submit their budgets and expenditures on the same form.

In some of the more populous counties, separate budgets may be maintained for probation, juvenile services or public defense. These expenditures have been included in the final totals.

Expenditures which have not been included in this report are those that are not budgeted for within the court's budget. Thus, expenses for the prosecutor and clerk of the county (which offices submit and operate their own budgets) are not included in this report. The acquisition and operation of physical facilities for juveniles (juvenile detention centers), when distinguishable from temporary juvenile care, have also been excluded since such expenditures fall more appropriately under corrections-related expenditures rather than judicial functions.

1986 FISCAL REPORT - REVENUES

The typical sources of revenues in the trial court are filing fees and fines. In addition to these traditional costs of litigation, the last few years have seen an increase in the number of "user fees". These fees are established by the Legislature and are designated for specific funds and uses. This trend has resulted in a confusing and cumbersome fee system.¹

Because of this complexity, the information sought for this report has been designed to correlate the fee collection reports made monthly by the court clerks to their respective county auditors. This system tends to avoid duplication of recordkeeping functions.

Following is a summary of the origin and distribution of the fines and fees reflected in the "Revenues" section of this report.

1. Court Costs: The funds reported under this category are part of a standard docket fee which is designated for the county general fund. This includes a clerk's service fee which varies depending on the type of proceeding.² In the basic civil action filed in the municipal and probate courts or on the plenary dockets of the circuit, superior or county courts, the clerk's services fee is \$8.00.³

Included in court costs is a \$10.00 fee charged to the defendant upon a conviction for a felony or misdemeanor on the regular docket of the circuit and superior court.⁴

2. State Docket Fees: This fee is designated for the state general fund. It includes a \$7.00 fee charged in civil actions with a plaintiff and defendant in the municipal and probate courts and on the plenary dockets of the circuit, superior and county courts.⁵ Upon conviction or entry of judgment against the defendant in cases on the minor offenses and violations docket, the state docket fee is \$5.00.⁶

1 Effective July 1, 1987, the entire fee system has been revised to provide for a more streamlined procedure and flat filing fees. Acts 1987, P.L. 305.

2 See Gen. IC 33-17-4 et seq. and 33-17-5 et seq.

3 IC 33-17-3-2(5).

4 IC 33-17-8-2(3).

5 IC 33-17-3-2(1).

6 IC 33-17-8-3(1).

3. County Docket Fees: This group reflects additional docket fees which are designated for the county general fund. It includes a \$10.00⁷ fee charged in cases on the small claims dockets of the circuit, superior and county courts. Upon conviction of an offense or entry of judgment in a case on the minor offenses and violations docket of a circuit and superior court or in the county court, the county docket fee is \$5.00⁸

The county docket fee in criminal cases and infractions in the Marion Municipal Court is \$15.00.⁹

4. Judicial Fees: A judicial fee is charged in all civil cases filed on the plenary dockets of the circuit, superior and county courts and in civil actions in probate or municipal courts.¹⁰ In a civil or criminal proceeding in the circuit, superior, municipal or probate courts, the fee is \$9.00.¹¹ Of the \$9.00 fee, \$1.30 is deposited with the judges' retirement fund and \$7.70 goes to the state general fund.¹²

5. County Court Judicial Fees: This category reflects a \$1.00 judicial fee charged upon conviction of an offense or upon entry of judgment in a case within the infraction or ordinance violation jurisdiction of a county court or a case on the minor offenses or violations docket of a circuit or superior court.¹³ This entire fee goes to the judges' retirement fund.¹⁴

6. Judicial Salaries Fee: This category reflects a judicial salary fee of \$12.00 charged in civil actions in the circuit, superior, municipal, probate and county court; a \$2.00 fee charged in dissolution of marriage cases; and \$1.00 in proceedings to enforce an ordinance or infraction.¹⁵ This fee is deposited in the state general fund. Included here is also a \$2.00 judicial salaries fee charged for reinstating certain cases.¹⁶

7 IC 33-17-3-6(2).
 8 IC 33-17-8-3(2).
 9 IC 33-17-8-4.
 10 IC 33-17-3-2(2).
 11 IC 33-17-11-1, 33-17-8-2 and 33-17-8-4(3).
 12 IC 33-17-11-1(b).
 13 IC 33-17-8-3(4).
 14 IC 33-17-11-1(c).
 15 IC 33-17-11-2.
 16 IC 33-17-11-2(b).

7. Service of Process and Sheriff's Pension Fund: Included here are fees set for service of process. Though there is some variance¹⁷, the basic service of process fee in civil cases is \$10.00.¹⁸ These fees are designated for a county police pension fund.¹⁹ If no such fund has been established or if more funds than necessary have been collected, the remainder is deposited with the county general fund.²⁰

8. Jury Fees: This section reflects fees collected by the clerk for the county general fund. Once a jury is called jury fee of \$100 or \$50 is charged depending on the case.²¹

9. Support Fees: This section reflects a fee charged to persons required by a court order to pay support and maintenance. The fee is paid annually and goes to the county. Depending on the date paid, it could be \$15.00 or \$30.00.²²

10. Fines and Forfeitures: The fines and forfeitures for state law violations are designated for a special state fund, the Common School Fund.²³ The fines for local ordinance violations go to the respective locality. Effective September 1, 1981, many traffic violations were decriminalized and denominated as infractions. As such, they are no longer punishable by fines but by civil judgments (of up to \$1,000) for the State. These judgments go to the state general fund. Due to recordkeeping practices by some clerks, this category may include some infraction judgments which have not been properly distinguished from the fines.

11. Prosecuting Attorneys Fee/Violent Crime Fund Fee. In each criminal matter a prosecuting attorney fee is charged and deposited in specific funds. In cases involving an infraction, the fee is \$20.00; in Class B and C misdemeanors, the fee is \$25.00; in felonies and Class A misdemeanors, the total fee is \$42.00. Of each prosecutor's fee, \$4.00 remain with the county general fund and are reflected in this report under "county portion". The balance is forwarded to the state where the fee is

17 See Gen. IC 33-17-7-1 et seq.

18 IC 33-17-7-2(1).

19 IC 33-17-7-1.

20 IC 36-8-10-12.

21 IC 33-17-11-6.

22 IC 33-17-6-2 and 31-2-8-1.

23 Ind. Const., Art. 8, Sec. 2.

earmarked further. Four (\$4.00) dollars of the state fee are deposited in a law enforcement academy training fund and \$1.00 in a law enforcement academy building fund.

In those cases where the fee is \$42.00, \$15.00 go to the violent crime victim's compensation fund, \$2.00 in the sex crimes victim services fund and \$5.00 to the family violence and victims assistance fund. In those cases where the fee is \$25.00, \$5.00 also go to the family violence and victim assistance fund.²⁴

12. Municipal Prosecutor's Fee: This is a \$20.00 fee charged in cases involving municipal ordinance violations. If collected in Marion Municipal Court, the entire fee goes to the city. If collected in the circuit, superior or county court, only \$15.00 goes to the city and \$5.00 to the state where it is distributed as \$1.00 to the law enforcement academy building fund and \$4.00 to the law enforcement academy training fund.²⁵

13. Adult Probations User's Fee: This category reflects a fee which is charged to each person placed on probation for a felony conviction. The fee could range between \$25.00 to \$100.00 as an initial fee and between \$5.00 and \$15.00 as a monthly fee for each month the person remains on probation.²⁶ In misdemeanor convictions, the probations user's fee is optional with the court. If imposed, the initial fee cannot exceed \$50.00 and the monthly fee cannot exceed \$10.00. The funds so collected are deposited in a county adult probation services fund which is used for probation services.²⁷

14. Family Violence and Victim Assistance Fund Fee: This category reflects a \$10.00 fee which is charged in all actions for dissolution of marriage. It is deposited in a state fund specially designated for the purpose.²⁸

15. Bureau of Motor Vehicles Fee: A "permanent operator's record fee" is charged for certification of the record of a conviction in traffic cases. The amount varies from \$7.50 to \$25.00 depending on the

24 IC 33-17-11-3 as amended by Acts 1985, P.L. 33.

25 IC 33-17-11-4.

26 IC 35-38-2-1(b).

27 IC 35-38-2-1(c).

28 IC 33-17-6-1 and 4-23-18.

offense. The fee is forwarded to the Commissioner of the Bureau of Motor Vehicles and then deposited with a motor vehicles highway account.²⁹

16. Infraction Judgments: These are judgments obtained in favor of the state in violations designated as infractions. They go to the state general fund.³⁰

17. Change of Venue Fees: This category reflects fees charged by one county to another county for use of its facilities for cases received on a change of venue.³¹

18. Bail Bond Fee: This category reflects a \$5.00 fee collected from each defendant who executes a bail bond. Two dollars and fifty cents are deposited in the county general fund, and the remainder is deposited in the county extradition fund.³²

19. Fish and Wildlife Fee: This is a \$10.00 fee charged in each conviction involving fish and game law violations. It is turned over to the state treasury as part of fish and wildlife preservation fund.³³

20. Alcohol and Drug Program Fee (optional program): The legislature has empowered the trial courts to establish alcohol and drug treatment programs and to set a program fee between \$1.00 and \$5.00 to be charged in all cases within the county involving violations of state law or city ordinances.³⁴ The fee is deposited with a specially designated local fund and used for the designated purpose.

21. Pre-Trial Diversion Fund (option program): The legislature has empowered the prosecutor to withhold prosecution in misdemeanors subject to specific conditions; as a condition thereto, the prosecutor may require the payment of an initial user's fee of \$50.00 and a monthly fee of \$10.00. The money is deposited in a segregated fund to be used for pre-trial diversion programs as the prosecutor directs.³⁵

22. Marijuana Eradication Program (optional program): The local weed control board may establish a marijuana eradication program and

29 IC 33-17-9-3 and 4-14-1-18.

30 IC 34-4-32-4.

31 IC 34-2-15-1.

32 IC 33-17-8-7.

33 IC 33-17-9-6 and 14-2-3-6.

34 IC 33-17-9-4 and 16-13-6.1-31.

35 IC 33-17-9-7 and 33-14-1-7.

may add a fee of up to \$300.00 in all cases involving violations of IC 35-48-4 which are prosecuted in any court in the county. This category reflects the fees collected hereunder.³⁶

23. Juvenile Probations User's Fee (optional with the court): A court may order a juvenile and/or the parent of a juvenile who is placed on supervision to pay an initial user's fee of \$25.00 to \$100.00 and a monthly user's fee of \$5.00 to \$15.00. These fees are deposited with a Probation Services Supplemental Juvenile Fund and are used for the specifically designated purpose.³⁷

24. Informal Adjustment Program User's Fee (optional with the court): The trial court may order a monthly user's fee of \$5.00 to \$15.00 to be paid in cases where the juvenile is placed in an informal adjustment program. This fee is also deposited with the Supplemental Juvenile Probation Services Fund.³⁸

25. Guardian Ad Litem or Special Advocate Fees (optional with the court): The trial court may order the parent or estate of a child for whom a guardian ad litem or a special advocate is appointed to pay up to \$100.00 for the service. The money is to be deposited in a designated fund and used for providing these services.³⁹

26. Domestic Relations Fee (optional program): Judges of circuit and superior courts may appoint professionally qualified domestic relations referees or counselors. When that is the cases, a domestic relations fee of \$10.00 is charged in domestic relations cases and is deposited in the county general fund.⁴⁰

27. Domestic Relations Counseling Bureau (optional program): In certain instances the courts in the county may establish "Domestic Relations Counseling Bureaus".⁴¹ Where such a bureau is established, a domestic relations counseling bureau fee of \$15.00 is charged in domestic relation cases.⁴²

36 IC 33-17-9-5 and 15-3-4.6-4.1.

37 IC 31-6-4-18.

38 IC 31-6-4-12.

39 IC 31-6-4-18(h).

40 IC 34-23-5 and 33-17-6-1(b).

41 IC 31-1-24-1 et seq.

42 IC 33-17-6-1(c).

28. Other: This category reflects fees collected through the operation of the trial court which were not reflected in the previous categories. Generally these are fees which generate only a small portion of the total.

FINANCIAL COMPARISON TABLE

	State Expenditure on Judicial System	County Expenditure on Judicial System	City, Town and Township Expenditures
Fiscal Year 1977 - 1978 Calendar Year 1978	9,167,196	24,891,171	N/A
Fiscal Year 1978 - 1979 Calendar Year 1979	10,899,907	28,912,106	N/A
Fiscal Year 1979 - 1980 Calendar Year 1980	12,820,325	34,090,329	1,923,064
Fiscal Year 1980 - 1981 Calendar Year 1981	13,965,078*	38,715,918	2,311,938
Fiscal Year 1981 - 1982 Calendar Year 1982	14,473,069	43,051,328	2,633,472
Fiscal Year 1982 - 1983 Calendar Year 1983	15,923,988	44,931,173	2,280,952
Fiscal Year 1983 - 1984 Calendar Year 1984	16,278,081**	46,844,048	2,500,346
Fiscal Year 1984 - 1985 Calendar Year 1985	18,686,108	48,976,842	3,228,559
Fiscal Year 1985 - 1986 Calendar Year 1986	20,555,327	52,303,018	3,022,966

*This figure reflects a correction made in the Judges Retirement Contribution entry subsequent to the publication of the 1981 Judicial Report.

**This figure reflects a correction made in the Judges Retirement Contribution subsequent to the publication of the 1984 Judicial Report.

FINANCIAL COMPARISON TABLE (Continued)

Revenues Generated by all Courts for all State Funds	Revenues Generated by all Courts for all County Funds	Revenues Generated by all Courts for all Local Funds	TOTAL REVENUES GENERATED BY TRIAL COURTS
13,914,019***	7,268,025***	32,784***	21,214,828***
18,471,848***	8,351,379***	511,460***	27,334,687***
22,096,238	9,925,389	2,128,966	34,150,593
21,002,649	10,093,722	2,242,390	33,338,761
22,003,775	11,614,975	2,745,868	36,364,618
23,212,149	14,593,128	3,549,385	41,354,662
24,208,895	18,250,687	3,975,671	46,435,253
27,330,077	18,601,962	3,183,435	49,115,474
30,061,723	19,823,321	4,328,333	54,213,377

***City, Town and Small Claims Courts are not included in these figures.

EXPENDITURES BY THE STATE OF INDIANA ON THE INDIANA COURTS
FOR THE FISCAL YEAR 1985-1986

(Obtained from the Annual Report of the State Auditor)

	Personal Services	Service Other than Personal	Service by Contract
Supreme Court*	1,385,026	87,644	125,149
Court of Appeals	2,419,173	55,956	189,829
Trial Judges Salaries	12,098,972	0	0
Special Judges	353,000	0	0
Judges Retirement	0	0	0
Public Defender	938,326	103,172	139,354
Judicial Conference and Indiana Judicial Center	267,839	26,657	193,250
TOTALS	17,462,336	273,429	647,582

*The budget of the Office of Judicial Administration is included within the Supreme Court budget.

EXPENDITURES BY THE STATE OF INDIANA ON THE INDIANA COURTS
FOR THE FISCAL YEAR 1985-1986

(Obtained from the Annual Report of the State Auditor)
(Continued)

Materials, Parts and Supplies	Equipment	Grants Subsidies, Refunds and Awards	In-State Travel	Out of State Travel	TOTAL
21,224	200,658	0	7,834	1,589	1,829,124
15,958	90,889	0	26,981	7,400	2,806,187
0	0	686	11,990	0	12,111,647
0	0	0	126,502	0	479,502
0	0	1,550,000	0	0	1,550,000
22,753	3,481	38	31,804	8,350	1,247,278
16,851	25,737	0	1,256	0	531,589
76,786	320,765	1,550,724	206,367	17,339	20,555,327

EXPENDITURES

COUNTY EXPENDITURES

Expenditures	Circuit, Superior, County, Municipal and Probate Courts
Judge(s) Salary - County Portion	\$ 3,092,611
Judge(s) Salary - Paid by City, Town or Township	
Commissioner(s) or Referee(s)	1,641,171
Reporter(s)	6,056,805
Bailiff(s)	4,673,439
Probation Office	11,827,415
Jury Commission	63,315
Administrator & Staff	1,385,288
Secretary(ies)	1,890,057
Law Clerks & Interns	243,171
Public Defender & Staff	4,353,928
Court Clerks & Other Employees	3,329,719
TOTAL SALARIES PERSONNEL	38,556,919
Per Diem - Judges - Venued Out	18,562
Per Diem - Judges - Venued In	118,332
Per Diem - Court Reporters - Venued Out	10,746
Per Diem - Court Reporters - Venued In	58,527
Per Diem - Bailiffs - Venued Out	4,245
Per Diem - Bailiffs - Venued In	35,271
Per Diem - Grand Jurors	112,991
Per Diem - Petit Jurors	1,640,057
Witness Fees	123,260
Medical & Psychiatric	187,079
Pauper Attorneys - Case by Case	2,409,868
Other Indigent Expenses	393,253
Judge(s) Pro Tem	80,233
Other Non-Salary Personnel Services	292,571
TOTAL NON-SALARY PERSONNEL SERVICES	5,484,995
TOTAL PERSONNEL SERVICES	44,041,914
TOTAL SUPPLIES	992,607

EXPENDITURES

CITY/TOWN EXPENDITURES

TOWNSHIP EXPENDITURES

City and Town Courts	Marion County Small Claims Courts	TOTAL
		\$ 3,092,611
\$ 562,155	\$169,930	732,085
63,118	0	1,704,289
24,102	0	6,080,907
216,110	0	4,889,549
278,944	0	12,106,359
0	0	63,315
46,313	30,996	1,462,597
148,916	144,000	2,182,973
0	0	243,171
46,025	0	4,399,953
333,975	323,956	3,987,650
1,719,658	668,882	40,945,459
500	0	19,062
0	0	118,332
0	0	10,746
0	0	58,527
0	0	4,245
0	0	35,271
987	0	113,978
1,450	0	1,641,507
0	0	123,260
0	6,576	193,655
6,933	0	2,416,801
1,986	0	395,239
21,010	3,367	104,610
3,931	0	296,502
36,797	9,943	5,531,735
1,756,455	678,825	46,477,194
101,330	104,163	1,198,100

EXPENDITURES (Continued)

COUNTY EXPENDITURES

Expenditures	Circuit, Superior, County, Municipal and Probate Courts
Rentals	1,019,933
Lodging & Meals for Jurors	310,543
Other Services & Charges	3,285,853
TOTAL SERVICES	4,616,329
Law Books	1,147,835
Other Capital Outlays	1,504,333
TOTAL CAPITAL OUTLAYS	2,652,168
TOTAL EXPENDITURES	\$52,303,018

EXPENDITURES (Continued)

CITY/TOWN EXPENDITURES	TOWNSHIP EXPENDITURES	
City and Town Courts	Marion County Small Claims Courts	TOTAL
8,287 6,010 119,873	50,464 0 110,069	1,078,684 316,553 3,515,795
134,170	160,533	4,911,032
4,864 56,229	4,815 21,582	1,157,514 1,582,144
61,093	26,397	2,739,658
\$2,053,048	\$969,918	\$55,325,984

1986 REVENUES GENERATED THROUGH OPERATION OF INDIANA'S
CIRCUIT, SUPERIOR, COUNTY, MUNICIPAL AND PROBATE COURTS

Type of Revenue	To State Funds
Court Costs	\$ 0
State Docket Fees	2,122,204
County Docket Fees	0
Judicial Fees	2,013,074
County Court Judicial Fees	338,879
Judicial Salaries Fees	2,707,555
Service of Process and Certified Mail Fees	0
County Police Pension Fund	0
Jury Fees	0
Support Fees	0
Fines (For State Violations)	4,741,942
Fines (For Local Violations)	0
Prosecuting Attorney's Fees (State Portion)	5,851,650
Prosecuting Attorney's Fees (County Portion)	0
Municipal Prosecutor's Fees	14,705
Adult Probation User's Fees	0
Family Violence & Victim Assistance Fund Fee (Collected in Dissolutions)	1,073,565
Bureau of Motor Vehicles Fees	2,666,723
Infraction Judgments	3,134,345
Change of Venue	0
Conservation Department	67,364
Bail Bond Fee	0
Alcohol and Drug Program	0
Alcohol and Drug Program (7% forwarded to Division of Addition Services)	148,520
Pre-Trial Diversion Fund	0
Marijuana Eradication Program	0
Juvenile Probation User's Fee	0
Informal Adjustment Program	0
Guardian Ad Litem or Special Advocate Fee	0
Domestic Relations Fee	0
Domestic Relations Counseling Bureau Fee	0
Other	219,036
Sub-Totals	\$25,099,562
Per Cent of Total	54.97

1986 REVENUES GENERATED THROUGH OPERATION OF INDIANA'S
CIRCUIT, SUPERIOR, COUNTY, MUNICIPAL AND PROBATE COURTS
(Continued)

To County Funds	To Local Funds	TOTAL
2,357,296	0	2,357,296
0	0	2,122,204
3,334,999	0	3,334,999
0	0	2,013,074
0	0	338,879
0	0	2,707,555
1,620,866	0	1,620,866
535,968	0	535,968
59,715	0	59,715
958,273	0	958,273
0	0	4,741,942
0	668,131	668,131
0	0	5,851,650
1,464,972	0	1,464,972
0	522,476	537,181
2,079,350	0	2,079,350
0	0	1,073,565
0	0	2,666,723
0	0	3,134,345
142,020	0	142,020
0	0	67,364
355,755	0	355,755
3,073,412	0	3,073,412
0	0	148,520
1,060,473	0	1,060,473
38,678	0	38,678
357,518	0	357,518
18,927	0	18,927
14,073	0	14,073
51,065	0	51,065
142,632	0	142,632
1,525,287	181,066	1,925,389
19,191,279	1,371,673	45,662,514
42.03	3.0	

1986 REVENUES GENERATED THROUGH OPERATION OF CITY AND TOWN COURTS

Type of Revenue	To State Funds	To County Funds	To Local Funds	TOTAL
Fines (For State Law Violations)	1,830,334	0	0	1,830,334
Fines (For Local Violations)	0	0	157,581	157,581
Docket Fee - Criminal	0	0	1,017,199	1,017,199
Docket Fee - Civil	0	0	222,100	222,100
Local Prosecutor's Fee (City Attorney)	0	0	14,280	14,280
Prosecuting Attorney's Fee (County Portion)	0	430,596	0	430,596
Prosecuting Attorney's Fee (State Portion)	1,832,496	0	0	1,832,496
Bureau of Motor Vehicles Fee	837,851	0	0	837,851
Alcohol and Drug Program Fee	0	186,580	0	186,580
Alcohol and Drug Program (7% Forwarded to Division of Addition Services)	9,118	0	0	9,118
Infraction Judgments	334,977	0	0	334,977
Conservation Department (Fish and Game Law Violations)	14,960	0	0	14,960
Other	68,396	14,866	275,255	358,517
TOTAL	4,928,132	632,042	1,686,415	7,246,589
Per Cent of Total	68.01	8.72	23.27	

1986 REVENUES GENERATED THROUGH OPERATION
OF MARION COUNTY SMALL CLAIMS COURTS

Type of Revenue	To State Funds	To County Funds	To Local Funds	To Other	TOTAL
Township Docket Fee	0	0	1,270,245	0	1,270,245
Service of Process Fee for Certified Mail	0	0	0	(58,066)*	(58,066)*
Service of Process Fee for Personal Service (To Constables)	0	0	0	(743,100)*	(743,100)*
Other Fees	34,029	0	0	0	34,029
TOTAL	34,029	0	1,270,245	(801,166)*	1,304,274
Per Cent of Total	2.61	0	97.39	0	

*These fees are not included in the final total since they go directly to the constables for personal service or for certified mail.

AVERAGE COURT EXPENDITURES FOR 1986
PER COURT

Average County Expenditures on Circuit, Superior, County, Municipal and Probate Courts	193,715
*Average State Expenditures on Circuit, Superior, County, Municipal and Probate Courts	46,808
Average Township Expenditures on Small Claims Courts	121,240
Average City and Town Expenditures on City and Town Courts	26,663

*This consists of the portion of the judges' salaries contributed by the State and reimbursement for special judge costs. Retirement costs are not included because they cannot be correctly apportioned between appellate and trial court judges.

AVERAGE COURT REVENUES FOR 1986
PER COURT

	To State Funds	To County Funds	To Local Funds	TOTAL
Circuit, Superior, Municipal, County and Probate Courts	93,307	71,343	5,099	169,749
City and Town Courts	64,002	8,208	21,901	94,112
Small Claims	4,254	0	158,781	163,034

COURT EXPENDITURES

PAGE 228

SALARIED PERSONNEL.

	JUDGES COUNTY PORTION	COMMISSIONER OR REFEREE	REPORTERS	BAILIFFS	PROBATION OFFICE
ADAMS					
ADAMS CIRCUIT	5,000		22,405	11,600	
ADAMS SUPERIOR	5,000		32,200	9,000	
ADAMS PROB					70,950
TOTAL-COURTS OF RECORD:	10,000		54,605	20,600	70,950
GRAND TOTAL COUNTY:	10,000		54,605	20,600	70,950
ALLEN					
ALLEN CIRCUIT	10,686	10,000	39,044		247,778
ALLEN SUPERIOR	85,488	127,088	116,784		503,339
TOTAL-COURTS OF RECORD:	96,174	137,088	155,828		751,117
GRAND TOTAL COUNTY:	96,174	137,088	155,828		751,117
BARTHOLOMEW					
BARTHOLOMEW CIRCUIT	11,266	12,887	39,204	12,528	63,300
BARTHOLOMEW SUPERIOR 1	11,266		27,104	550	1,338
BARTHOLOMEW COUNTY	15,906		14,807	13,371	30,982
TOTAL-COURTS OF RECORD:	38,438	12,887	81,115	26,449	95,620
GRAND TOTAL COUNTY:	38,438	12,887	81,115	26,449	95,620
BENTON					
BENTON CIRCUIT	5,040		14,116	8,540	27,550
TOTAL-COURTS OF RECORD:	5,040		14,116	8,540	27,550
GRAND TOTAL COUNTY:	5,040		14,116	8,540	27,550
BLACKFORD					
BLACKFORD CIRCUIT	4,500		28,950	13,250	31,750
TOTAL-COURTS OF RECORD:	4,500		28,950	13,250	31,750
HARTFORD CITY-CITY	8,000			800	
MONTPELIER CITY	2,500				
TOTAL-CITY AND TOWN:	10,500			800	
GRAND TOTAL COUNTY:	15,000		28,950	14,050	31,750
BOONE					
BOONE CIRCUIT	9,920	3,750	25,700	10,365	41,290
BOONE SUPERIOR 1	9,920		24,385	12,220	
BOONE SUPERIOR 2	10,064		12,220	11,270	18,438
TOTAL-COURTS OF RECORD:	29,904	3,750	62,305	33,855	59,728
LEBANON CITY	5,892				
THORNTOWN TOWN	10,848				
ZIONSVILLE TOWN	4,000			600	
JAMESTOWN TOWN	1,600				
TOTAL-CITY AND TOWN:	22,340			600	
GRAND TOTAL COUNTY:	52,244	3,750	62,305	34,455	59,728

COURT EXPENDITURES
SALARIED PERSONNEL

JURY COMMISSIONER	ADMIN- ISTRATOR AND STAFF	SECRETARY	LAW CLERKS & INTERNS	PUBLIC DEFENDER AND STAFF	COURT CLERKS & OTHER EMPLOYEES	<u>TOTAL</u> <u>SALARIED</u> <u>PERSONNEL</u>
1,500	4,800	8,800				54,105
					12,600	58,800
						70,950
1,500	4,800	8,800			12,600	183,855
1,500	4,800	8,800			12,600	183,855
600	48,828	20,467	17,400	201,210	101,829	697,842
	88,194	121,062	88,950		375,181	1,506,086
600	137,022	141,529	106,350	201,210	477,010	2,203,928
600	137,022	141,529	106,350	201,210	477,010	2,203,928
160				39,000	1,114	179,459
				19,500		59,758
					68,097	143,163
160				58,500	69,211	382,380
160				58,500	69,211	382,380
108						55,354
108						55,354
108						55,354
350						78,800
350						78,800
					2,500	11,300
						2,500
					2,500	13,800
350					2,500	92,600
500						91,525
500						47,025
				18,476		70,468
1,000				18,476		209,018
					2,075	7,967
						10,848
					2,400	7,000
					360	1,960
					4,835	27,775
1,000				18,476	4,835	236,793

COURT EXPENDITURES
SALARIED PERSONNEL

PAGE 230

	JUDGES COUNTY PORTION	COMMISSIONER OR REFEREE	REPORTERS	BAILIFFS	PROBATION OFFICE
BROWN					
BROWN CIRCUIT	6,500	5,239	23,760	10,400	21,500
TOTAL-COURTS OF RECORD:	6,500	5,239	23,760	10,400	21,500
GRAND TOTAL COUNTY:	6,500	5,239	23,760	10,400	21,500
CARROLL					
CARROLL CIRCUIT	7,292	6,557	34,893	8,589	25,410
TOTAL-COURTS OF RECORD:	7,292	6,557	34,893	8,589	25,410
DELPHI CITY	1,137				
BURLINGTON TOWN	2,100				
TOTAL-CITY AND TOWN:	3,237				
GRAND TOTAL COUNTY:	10,529	6,557	34,893	8,589	25,410
CASS					
CASS CIRCUIT	65,000		15,000	11,000	20,921
CASS SUPERIOR	6,500		11,568	1,500	10,895
TOTAL-COURTS OF RECORD:	71,500		26,568	12,500	31,816
GRAND TOTAL COUNTY:	71,500		26,568	12,500	31,816
CLARK					
CLARK CIRCUIT	16,500		48,865		19,491
CLARK SUPERIOR 1	16,500		48,865	14,660	83,066
CLARK SUPERIOR 2	16,500		33,765		
CLARK COUNTY	23,300		19,105	14,660	10,000
TOTAL-COURTS OF RECORD:	72,800		150,600	29,320	112,557
CHARLESTOWN CITY	3,124				
JEFFERSONVILLE CITY	22,000				46,302
CLARKSVILLE TOWN	11,810				
TOTAL-CITY AND TOWN:	36,934				46,302
GRAND TOTAL COUNTY:	109,734		150,600	29,320	158,859
CLAY					
CLAY CIRCUIT	6,275		23,575		26,250
CLAY SUPERIOR	6,275		12,575	11,000	3,400
TOTAL-COURTS OF RECORD:	12,550		36,150	11,000	29,650
GRAND TOTAL COUNTY:	12,550		36,150	11,000	29,650
CLINTON					
CLINTON CIRCUIT	6,500	375	12,800	10,800	27,000
CLINTON COUNTY	7,625		11,700	10,800	17,000
TOTAL-COURTS OF RECORD:	14,125	375	24,500	21,600	44,000
FRANKFORT CITY	5,900				
TOTAL-CITY AND TOWN:	5,900				
GRAND TOTAL COUNTY:	20,025	375	24,500	21,600	44,000

COURT EXPENDITURES
SALARIED PERSONNEL

JURY COMMISSIONER	ADMIN- ISTRATOR AND STAFF	SECRETARY	LAW CLERKS & INTERNS	PUBLIC DEFENDER AND STAFF	COURT CLERKS & OTHER EMPLOYEES	<u>TOTAL</u> <u>SALARIED</u> <u>PERSONNEL</u>
350				20,000	900	88,649
350				20,000	900	88,649
350				20,000	900	88,649
200				15,272		98,213
200				15,272		98,213
						1,137
						2,100
						3,237
200				15,272		101,450
400		17,031		31,250	419	161,021
		7,486		14,725		52,674
400		24,517		45,975	419	213,695
400		24,517		45,975	419	213,695
2,000				41,376		128,232
				20,000		183,091
						50,265
2,000				14,700		81,765
				76,076		443,353
		1,020				4,144
					30,000	98,302
					34,176	45,986
		1,020			64,176	148,432
2,000		1,020		76,076	64,176	591,785
880				7,474		64,454
				12,000		45,250
880				19,474		109,704
880				19,474		109,704
						57,475
						47,125
						104,600
					2,400	8,300
					2,400	8,300
					2,400	112,900

COURT EXPENDITURES
SALARIED PERSONNEL

PAGE 232

	JUDGES COUNTY PORTION	COMMISSIONER OR REFEREE	REPORTERS	BAILIFFS	PROBATION OFFICE
CRAWFORD					
CRAWFORD CIRCUIT	4,500		12,500	9,500	8,000
TOTAL-COURTS OF RECORD:	4,500		12,500	9,500	8,000
GRAND TOTAL COUNTY:	4,500		12,500	9,500	8,000
DAVISS					
DAVISS CIRCUIT	5,715		27,280	1,200	31,890
DAVISS COUNTY	9,155		16,385	70	2,000
TOTAL-COURTS OF RECORD:	14,870		43,665	1,270	33,890
GRAND TOTAL COUNTY:	14,870		43,665	1,270	33,890
DEARBORN					
DEARBORN CIRCUIT	8,800		29,500	8,500	25,000
DEARBORN COUNTY	10,730		15,225	11,935	
TOTAL-COURTS OF RECORD:	19,530		44,725	20,435	25,000
AURORA CITY	3,780				
LAWRENCEBURG CITY	6,500			10,500	
TOTAL-CITY AND TOWN:	10,280			10,500	
GRAND TOTAL COUNTY:	29,810		44,725	30,935	25,000
DECATUR					
DECATUR CIRCUIT	7,193		24,948		32,353
DECATUR COUNTY	10,603		11,493	8,927	4,625
TOTAL-COURTS OF RECORD:	17,796		36,441	8,927	36,978
GRAND TOTAL COUNTY:	17,796		36,441	8,927	36,978
DEKALB					
DEKALB CIRCUIT	7,166		29,771	10,347	67,563
DEKALB SUPERIOR	7,166	6,000	26,213	12,226	
TOTAL-COURTS OF RECORD:	14,332	6,000	55,984	22,573	67,563
BUTLER CITY	1,500				
TOTAL-CITY AND TOWN:	1,500				
GRAND TOTAL COUNTY:	15,832	6,000	55,984	22,573	67,563
DELAWARE					
DELAWARE ALL COURTS	84,946	99,453	84,376	166,823	235,502
TOTAL-COURTS OF RECORD:	84,946	99,453	84,376	166,823	235,502
YORKTOWN TOWN	5,500				
TOTAL-CITY AND TOWN:	5,500				
GRAND TOTAL COUNTY:	90,446	99,453	84,376	166,823	235,502
DUBOIS					
DUBOIS CIRCUIT	9,000		18,400	200	14,900
DUBOIS SUPERIOR	9,000		16,200		15,150
TOTAL-COURTS OF RECORD:	18,000		34,600	200	30,050
GRAND TOTAL COUNTY:	18,000		34,600	200	30,050

COURT EXPENDITURES
SALARIED PERSONNEL

JURY COMMISSIONER	ADMIN- ISTRATOR AND STAFF	SECRETARY	LAW CLERKS & INTERNS	PUBLIC DEFENDER AND STAFF	COURT CLERKS & OTHER EMPLOYEES	<u>TOTAL</u> <u>SALARIED</u> <u>PERSONNEL</u>
600				8,200	9,500	52,800
600				8,200	9,500	52,800
600				8,200	9,500	52,800
321				13,795		80,201
321				13,795		27,610
321				13,795		107,811
321				13,795		107,811
1,000				16,000		88,800
550						38,440
1,550				16,000		127,240
		4,200				7,980
					40	17,040
		4,200			40	25,020
1,550		4,200		16,000	40	152,260
600						65,094
					419	36,067
600					419	101,161
600					419	101,161
936				34,178		149,961
						51,605
936				34,178		201,566
						1,500
						1,500
936				34,178		203,066
600	26,538	204,902		119,058		1,022,198
600	26,538	204,902		119,058		1,022,198
					4,500	10,000
					4,500	10,000
600	26,538	204,902		119,058	4,500	1,032,198
						42,500
						40,350
						82,850
						82,850

COURT EXPENDITURES
SALARIED PERSONNEL

PAGE 234

	JUDGES COUNTY PORTION	COMMISSIONER OR REFEREE	REPORTERS	BAILIFFS	PROBATION OFFICE
ELKHART					
ELKHART CIRCUIT	16,251	25,845	23,896	36,773	
ELKHART SUPERIOR 1	14,378		39,777	17,200	
ELKHART SUPERIOR 2	16,251		20,751	14,392	
ELKHART SUPERIOR 3	14,378		19,958		
ELKHART COUNTY - ELKHART	13,819		19,953	14,076	
ELKHART COUNTY -GOSHEN	11,947		20,751	12,445	
ELKHART PROBATION					504,831
TOTAL-COURTS OF RECORD:	87,024	25,845	145,086	94,886	504,831
ELKHART CITY	23,300			13,468	76,440
GOSHEN CITY	11,700				21,452
NAPPANEE CITY	5,000				
TOTAL-CITY AND TOWN:	40,000			13,468	97,892
GRAND TOTAL COUNTY:	127,024	25,845	145,086	108,354	602,723
FAYETTE					
FAYETTE CIRCUIT	6,604		14,337	15,206	27,157
FAYETTE COUNTY	10,202		14,082	14,082	
TOTAL-COURTS OF RECORD:	16,806		28,419	29,288	27,157
GRAND TOTAL COUNTY:	16,806		28,419	29,288	27,157
FLOYD					
FLOYD CIRCUIT	11,760		32,519	10,967	
FLOYD SUPERIOR	9,135		17,062	10,967	25,865
FLOYD COUNTY	15,566		17,062	9,450	7,896
FLOYD CIRCUIT PROB					75,597
TOTAL-COURTS OF RECORD:	36,461		66,643	31,384	109,358
GRAND TOTAL COUNTY:	36,461		66,643	31,384	109,358
FOUNTAIN					
FOUNTAIN CIRCUIT	6,200	2,100	17,850	10,175	13,650
TOTAL-COURTS OF RECORD:	6,200	2,100	17,850	10,175	13,650
ATTICA CITY	2,500				850
TOTAL-CITY AND TOWN:	2,500				850
GRAND TOTAL COUNTY:	8,700	2,100	17,850	10,175	14,500
FRANKLIN					
FRANKLIN CIRCUIT	5,200		22,991	210	13,200
TOTAL-COURTS OF RECORD:	5,200		22,991	210	13,200
GRAND TOTAL COUNTY:	5,200		22,991	210	13,200
FULTON					
FULTON CIRCUIT	5,086		12,206	11,624	39,528
FULTON COUNTY	4,309		11,618	11,618	
TOTAL-COURTS OF RECORD:	9,395		23,824	23,242	39,528
GRAND TOTAL COUNTY:	9,395		23,824	23,242	39,528

COURT EXPENDITURES
SALARIED PERSONNEL

	JUDGES COUNTY PORTION	COMMISSIONER OR REFEREE	REPORTERS	BAILIFFS	PROBATION OFFICE
GIBSON					
GIBSON CIRCUIT	10,705		30,766	5,561	23,995
GIBSON SUPERIOR	10,705		15,100	4,455	14,584
TOTAL-COURTS OF RECORD:	21,410		45,866	10,016	38,579
GRAND TOTAL COUNTY:	21,410		45,866	10,016	38,579
GRANT					
GRANT CIRCUIT	7,500		14,833	12,633	
GRANT SUPERIOR 1	7,500		14,833	12,633	
GRANT SUPERIOR 2	7,500	16,000	27,246	12,633	
GRANT COUNTY	15,525		27,500	12,500	40,322
GRANT CIR & SUP PROB					142,512
TOTAL-COURTS OF RECORD:	38,025	16,000	84,412	50,399	182,834
GAS CITY-CITY	6,800				
MARION CITY	12,350			11,595	
TOTAL-CITY AND TOWN:	19,150			11,595	
GRAND TOTAL COUNTY:	57,175	16,000	84,412	61,994	182,834
GREENE					
GREENE CIRCUIT	4,500		25,775		25,505
GREENE COUNTY	6,012		25,175	11,900	
TOTAL-COURTS OF RECORD:	10,512		50,950	11,900	25,505
GRAND TOTAL COUNTY:	10,512		50,950	11,900	25,505
HAMILTON					
HAMILTON CIRCUIT	8,665	10,754	27,499	13,805	
HAMILTON SUPERIOR 1	8,665	7,574	14,695	16,059	
HAMILTON SUPERIOR 2	8,665	7,574	15,525	13,650	
HAMILTON COUNTY	15,820		18,500	17,040	
HAMILTON CIR & SUP PROB					116,557
TOTAL-COURTS OF RECORD:	41,815	25,902	76,219	60,554	116,557
CARMEL CITY	12,960			3,538	
NOBLESVILLE CITY	8,560			3,950	
TOTAL-CITY AND TOWN:	21,520			7,488	
GRAND TOTAL COUNTY:	63,335	25,902	76,219	68,042	116,557
HANCOCK					
HANCOCK CIRCUIT	7,979		12,536	12,077	34,031
HANCOCK SUPERIOR	7,979		12,536	11,902	18,000
HANCOCK COUNTY	9,276		12,536	11,552	18,296
TOTAL-COURTS OF RECORD:	25,234		37,608	35,531	70,327
GRAND TOTAL COUNTY:	25,234		37,608	35,531	70,327
HARRISON					
HARRISON CIRCUIT	6,766	9,500	14,500	6,000	

COURT EXPENDITURES
SALARIED PERSONNEL

JURY COMMISSIONER	ADMIN- ISTRATOR AND STAFF	SECRETARY	LAW CLERKS & INTERNS	PUBLIC DEFENDER AND STAFF	COURT CLERKS & OTHER EMPLOYEES	<u>TOTAL SALARIED PERSONNEL</u>
700						71,727
300				10,297		55,441
1,000				10,297		127,168
1,000				10,297		127,168
	400			25,358		60,724
	400			23,754		59,120
	400			19,666		83,445
				14,000		109,847
						142,512
1,200				82,778		455,648
				1,500	6,000	14,300
						23,945
				1,500	6,000	38,245
1,200				84,278	6,000	493,893
	208					55,988
						43,087
	208					99,075
208						99,075
800	16,545				36,382	114,450
		14,310	5,551		37,368	104,222
		13,080	5,919		38,210	102,623
			5,000	28,000	96,200	180,560
						116,557
800	16,545	27,390	16,470	28,000	208,160	618,412
		8,171			8,417	33,086
					12,708	25,218
		8,171			21,125	58,304
800	16,545	35,561	16,470	28,000	229,285	676,716
200						66,823
400					1,200	52,017
						51,660
600					1,200	170,500
600					1,200	170,500
550				14,500	12,000	63,816

COURT EXPENDITURES
SALARIED PERSONNEL

	JUDGES COUNTY PORTION	COMMISSIONER OR REFEREE	REPORTERS	BAILIFFS	PROBATION OFFICE
HARRISON COUNTY	7,625		14,070	8,100	26,500
HARRISON DRUG & ALCOHOL					
TOTAL-COURTS OF RECORD:	14,391	9,500	28,570	14,100	26,500
GRAND TOTAL COUNTY:	14,391	9,500	28,570	14,100	26,500
HENDRICKS					
HENDRICKS CIRCUIT	8,398		30,994	13,313	49,974
HENDRICKS SUPERIOR 1	8,398		29,952	13,156	
HENDRICKS SUPERIOR 2	8,398		29,952	13,156	
HENDRICKS PROBATION					92,995
TOTAL-COURTS OF RECORD:	25,194		90,898	39,625	142,969
GRAND TOTAL COUNTY:	25,194		90,898	39,625	142,969
HENRY					
HENRY CIRCUIT	8,750	11,077	13,500	13,500	
HENRY SUPERIOR	8,750		13,950	13,500	
HENRY COUNTY	9,875		15,500	11,500	
HENRY CIR & SUP PROB					72,852
TOTAL-COURTS OF RECORD:	27,375	11,077	42,950	38,500	72,852
KNIGHTSTOWN TOWN	5,200				
TOTAL-CITY AND TOWN:	5,200				
GRAND TOTAL COUNTY:	32,575	11,077	42,950	38,500	72,852
HOWARD					
HOWARD CIRCUIT	8,100	16,376	29,922	14,049	169,570
HOWARD SUPERIOR 1	8,100		16,268	14,049	
HOWARD SUPERIOR 2	8,100		16,391	14,049	
HOWARD COUNTY	9,225		16,268	42,147	
HOWARD PUBLIC DEFENDER					
TOTAL-COURTS OF RECORD:	33,525	16,376	78,849	84,294	169,570
GRAND TOTAL COUNTY:	33,525	16,376	78,849	84,294	169,570
HUNTINGTON					
HUNTINGTON CIRCUIT	18,430		14,213	10,462	40,269
HUNTINGTON COUNTY	8,125		13,635	10,181	20,030
TOTAL-COURTS OF RECORD:	26,555		27,848	20,643	60,299
ROANOKE TOWN	11,430				
TOTAL-CITY AND TOWN:	11,430				
GRAND TOTAL COUNTY:	37,985		27,848	20,643	60,299
JACKSON					
JACKSON CIRCUIT	15,184		13,437	3,725	42,188
JACKSON COUNTY	15,184		13,437	8,070	
TOTAL-COURTS OF RECORD:	30,368		26,874	11,795	42,188
GRAND TOTAL COUNTY:	30,368		26,874	11,795	42,188

COURT EXPENDITURES
SALARIED PERSONNEL

JURY COMMISSIONER	ADMIN- ISTRATOR AND STAFF	SECRETARY	LAW CLERKS & INTERNS	PUBLIC DEFENDER AND STAFF	COURT CLERKS & OTHER EMPLOYEES	<u>TOTAL SALARIED PERSONNEL</u>
				6,500		62,795
	25,500					25,500
550	25,500			21,000	12,000	152,111
550	25,500			21,000	12,000	152,111
600					2,062	105,341
						51,506
	13,156				15,489	80,151
					19,730	112,725
600	13,156				37,281	349,723
600	13,156				37,281	349,723
500	13,500		3,548	13,500	6	77,881
500				13,500		50,200
						36,875
						72,852
1,000	13,500		3,548	27,000	6	237,808
					8,000	13,200
					8,000	13,200
1,000	13,500		3,548	27,000	8,006	251,008
400						238,417
					6,774	45,191
						38,540
					100	67,740
				67,270		67,270
400				67,270	6,874	457,158
400				67,270	6,874	457,158
300		1,350		15,950		100,974
		254			200	52,425
300		1,604		15,950	200	153,399
						11,430
						11,430
300		1,604		15,950	200	164,829
120				20,030	21,772	116,456
		10,962				47,653
120		10,962		20,030	21,772	164,109
120		10,962		20,030	21,772	164,109

COURT EXPENDITURES
SALARIED PERSONNEL

PAGE 240

	JUDGES COUNTY PORTION	COMMISSIONER OR REFEREE	REPORTERS	BAILIFFS	PROBATION OFFICE
JASPER					
JASPER CIRCUIT	10,200		15,500	14,500	61,900
TOTAL-COURTS OF RECORD:	10,200		15,500	14,500	61,900
DEMOTTE TOWN	3,500				
WHEATFIELD TOWN	500				
TOTAL-CITY AND TOWN:	4,000				
GRAND TOTAL COUNTY:	14,200		15,500	14,500	61,900
JAY					
JAY CIRCUIT	6,650		26,650	11,325	34,425
JAY COUNTY	11,400		13,157	16,195	6,192
TOTAL-COURTS OF RECORD:	18,050		39,807	27,520	40,617
DUNKIRK CITY	1,200				
PORTLAND CITY	6,386				
TOTAL-CITY AND TOWN:	7,586				
GRAND TOTAL COUNTY:	25,636		39,807	27,520	40,617
JEFFERSON					
JEFFERSON CIRCUIT	6,479	17,457	14,464	15,489	15,564
JEFFERSON COUNTY	11,685		15,396	12,326	
TOTAL-COURTS OF RECORD:	18,164	17,457	29,860	27,815	15,564
GRAND TOTAL COUNTY:	18,164	17,457	29,860	27,815	15,564
JENNINGS					
JENNINGS CIRCUIT	8,000	3,820	22,000	6,800	24,700
TOTAL-COURTS OF RECORD:	8,000	3,820	22,000	6,800	24,700
NORTH VERNON CITY	4,100				
TOTAL-CITY AND TOWN:	4,100				
GRAND TOTAL COUNTY:	12,100	3,820	22,000	6,800	24,700
JOHNSON					
JOHNSON CIRCUIT	14,500	19,000	51,900	9,075	115,223
JOHNSON SUPERIOR 1	14,500		14,838	9,075	22,118
JOHNSON SUPERIOR 2	13,500		14,580	13,710	8,000
TOTAL-COURTS OF RECORD:	42,500	19,000	81,318	31,860	145,341
FRANKLIN CITY	8,400		13,632	2,385	
GREENWOOD CITY	8,666			1,577	
NEW WHITELAND TOWN	3,800				
TOTAL-CITY AND TOWN:	20,866		13,632	3,962	
GRAND TOTAL COUNTY:	63,366	19,000	94,950	35,822	145,341
KNOX					
KNOX CIRCUIT	8,550		23,750	6,290	
KNOX SUPERIOR	8,550		22,250	225	47,000
KNOX COUNTY	12,675		20,470	9,150	

COURT EXPENDITURES
SALARIED PERSONNEL

JURY COMMISSIONER	ADMIN- ISTRATOR AND STAFF	SECRETARY	LAW CLERKS & INTERNS	PUBLIC DEFENDER AND STAFF	COURT CLERKS & OTHER EMPLOYEES	<u>TOTAL</u> <u>SALARIED</u> <u>PERSONNEL</u>
400	15,200			18,000	950	136,650
400	15,200			18,000	950	136,650
		200				3,700
						500
		200				4,200
400	15,200	200		18,000	950	140,850
600				22,500		102,150
				12,000	3,763	62,707
600				34,500	3,763	164,857
					893	2,093
					3,015	9,401
					3,908	11,494
600				34,500	7,671	176,351
280					15,332	85,065
		14,487			400	54,294
280		14,487			15,732	139,359
280		14,487			15,732	139,359
450				22,000	11,000	98,770
450				22,000	11,000	98,770
					1,500	5,600
					1,500	5,600
450				22,000	12,500	104,370
1,832				35,200		246,730
600				16,600	28,206	105,937
500	14,580			17,600	24,060	106,530
2,932	14,580			69,400	52,266	459,197
		7,632				32,049
					10,660	20,903
		9,267				13,067
		16,899			10,660	66,019
2,932	14,580	16,899		69,400	62,926	525,216
350						38,940
	11,500			19,000		108,525
						42,295

COURT EXPENDITURES
SALARIED PERSONNEL

	JUDGES COUNTY PORTION	COMMISSIONER OR REFEREE	REPORTERS	BAILIFFS	PROBATION OFFICE
TOTAL-COURTS OF RECORD:	29,775		66,470	15,665	47,000
BICKNELL CITY	3,650				
TOTAL-CITY AND TOWN:	3,650				
GRAND TOTAL COUNTY:	33,425		66,470	15,665	47,000
KOSCIUSKO					
KOSCIUSKO ALL COURTS	31,500		46,887	24,994	88,409
TOTAL-COURTS OF RECORD:	31,500		46,887	24,994	88,409
GRAND TOTAL COUNTY:	31,500		46,887	24,994	88,409
LAGRANGE					
LAGRANGE CIRCUIT	5,497		20,948	4,999	31,169
LAGRANGE COUNTY	9,506		19,335		9,231
TOTAL-COURTS OF RECORD:	15,003		40,283	4,999	40,400
GRAND TOTAL COUNTY:	15,003		40,283	4,999	40,400
LAKE COUNTY					
CIRCUIT	17,642	21,349	12,641	36,349	
SUP CIV 1-5	87,495	86,895	96,388	209,597	
UP JUVENILE	17,499	152,012	89,392	80,793	597,738
SUPERIOR CRIMINAL	69,568	8,006	216,508	241,268	273,778
LAKE COUNTY 1	22,382		58,500	102,500	70,500
LAKE COUNTY 2	22,382		39,000	105,500	77,000
LAKE COUNTY 3	22,382		37,786	105,500	148,500
TOTAL-COURTS OF RECORD:	259,350	268,262	550,215	881,507	1,167,516
CROWN POINT CITY	9,270			1,800	
EAST CHICAGO CITY	36,300	23,550		90,300	82,115
HAMMOND CITY	27,568	35,168		42,657	33,308
HOBART CITY	11,000			3,490	14,490
LAKE STATION CITY	7,765			4,280	
WHITING CITY	12,600			6,294	
TOTAL-CITY AND TOWN:	104,503	58,718		148,821	129,913
GRAND TOTAL COUNTY:	363,853	326,980	550,215	1,030,328	1,297,429
LAPORTE					
LAPORTE CIRCUIT	8,609	32,096	30,478	13,037	101,702
LAPORTE SUPERIOR COURT 1	7,717		25,806	14,238	35,614
LAPORTE SUPERIOR 2	7,450		22,102	13,567	90,709
LAPORTE SUPERIOR 3	10,136		19,200	15,537	43,837
LAPORTE SUPERIOR 4	10,236		19,264	15,760	44,550
TOTAL-COURTS OF RECORD:	44,148	32,096	116,850	72,139	316,412
GRAND TOTAL COUNTY:	44,148	32,096	116,850	72,139	316,412
LAWRENCE					
LAWRENCE CIRCUIT	10,816		26,073	15,366	67,037
LAWRENCE SUPERIOR	10,816		27,772	12,912	

COURT EXPENDITURES
SALARIED PERSONNEL

JURY COMMISSIONER	ADMIN- ISTRATOR AND STAFF	SECRETARY	LAW CLERKS & INTERNS	PUBLIC DEFENDER AND STAFF	COURT CLERKS & OTHER EMPLOYEES	TOTAL SALARIED PERSONNEL
350	11,500			19,000		189,760
						3,650
						3,650
350	11,500			19,000		193,410
87		35,731				227,608
87		35,731				227,608
87		35,731				227,608
261				11,629		74,503
				4,139		42,211
261				15,768		116,714
261				15,768		116,714
		29,885	14,856		22,012	154,734
	77,606	89,165	37,407		6,255	690,808
	26,754	158,288		36,436		1,158,912
		117,078		499,001	46,256	1,471,463
	82,000	64,000	10,000	40,000	500	450,382
	20,000	58,000		56,000		377,882
	20,000		4,560	56,000		394,728
	226,360	516,416	66,823	687,437	75,023	4,698,909
				5,400	12,151	28,621
	28,665	13,650		11,550	36,225	322,355
	17,648	26,583		15,076	28,405	226,413
		8,604		200	11,118	48,902
				2,000	3,136	17,181
						18,894
	46,313	48,837		34,226	91,035	662,366
	272,673	565,253	66,823	721,663	166,058	5,361,275
1,059		15,239	4,228			206,448
520		15,185				99,080
540		15,093	4,072			153,533
		15,537			20,537	124,784
		14,508			10,235	114,553
2,119		75,562	8,300		30,772	698,398
2,119		75,562	8,300		30,772	698,398
300				10,032	15,596	145,220
				10,032	60	51,592

COURT EXPENDITURES
SALARIED PERSONNEL

PAGE 244

	JUDGES COUNTY PORTION	COMMISSIONER OR REFEREE	REPORTERS	BAILIFFS	PROBATION OFFICE
LAWRENCE COUNTY	11,939		28,975	11,082	
TOTAL-COURTS OF RECORD:	33,571		82,820	39,360	67,037
GRAND TOTAL COUNTY:	33,571		82,820	39,360	67,037
MADISON					
MADISON CIRCUIT	10,855	16,790	33,515	29,805	49,095
MADISON SUPERIOR & COUNTY	50,375	61,635	134,280	89,415	815,691
TOTAL-COURTS OF RECORD:	61,230	78,425	167,795	119,220	864,786
ALEXANDRIA CITY	4,326				
ANDERSON CITY	23,498			11,499	3,987
ELWOOD CITY - NOT REPORTING					
EDGEWOOD TOWN	7,250				
TOTAL-CITY AND TOWN:	35,074			11,499	3,987
GRAND TOTAL COUNTY:	96,304	78,425	167,795	130,719	868,773
MARION					
MARION CIRCUIT	18,011	68,204	39,180	48,183	
MARION SUP., CIVIL 1	18,010	14,619	21,033	53,144	
MARION SUP., CIVIL 2	18,011	14,618	38,842	35,335	
MARION SUP., CIVIL 4	18,011	14,619	36,636	34,140	
MARION SUP., CIVIL 5	18,011	14,619	42,069	35,615	
MARION SUP., CIVIL 6	18,011	14,620	21,034	35,616	
MARION SUP., CIVIL 7	18,011	13,528	21,034	50,909	
MARION SUP., JUV. DIV.	18,011	128,419	121,864	84,878	1,147,256
MARION SUP., PROB. DIV.	18,011	111,269	39,113	31,794	
MARION SUP., CRIM. 1	17,967	20,144	37,388	30,540	
MARION SUP., CRIM. 2	18,011	20,194	37,474	30,614	
MARION SUP., CRIM. 3	18,011	20,194	37,476	30,610	
MARION SUP., CRIM. 4	18,009	20,190	37,474	30,605	
MARION SUP., CRIM. 5	18,011	20,193	37,476	30,279	
MARION SUP., CRIM. 6	18,011	20,191	37,472	29,501	
MARION MUNICIPAL	258,984	76,147	281,035	699,368	923,834
MARION CRIM. PROB.					639,670
MARION COURT SERVICES					
TOTAL-COURTS OF RECORD:	529,102	591,768	886,600	1,291,131	2,710,760
CENTER TOWNSHIP	21,500				
DECATUR TOWNSHIP	16,000				
LAWRFNCE TOWNSHIP	17,494				
PERRY TOWNSHIP	20,450				
PIKE TOWNSHIP	24,500				
WARREN TOWNSHIP	24,486				
WASHINGTON TOWNSHIP	24,500				
WAYNE TOWNSHIP	21,000				
TOTAL-SMALL CLAIMS:	169,930				
GRAND TOTAL COUNTY:	699,032	591,768	886,600	1,291,131	2,710,760
MARSHALL					
MARSHALL CIRCUIT	8,564	13,655	15,678	11,036	

COURT EXPENDITURES
SALARIED PERSONNEL

JURY COMMISSIONER	ADMIN- ISTRATOR AND STAFF	SECRETARY	LAW CLERKS & INTERNS	PUBLIC DEFENDER AND STAFF	COURT CLERKS & OTHER EMPLOYEES	<u>TOTAL</u> <u>SALARIED</u> <u>PERSONNEL</u>
				10,032	24,461	86,489
300				30,096	40,117	293,301
300				30,096	40,117	293,301
400			2,800	50,450	12,830	206,540
	86,825	110,695		121,200	110,632	1,580,748
400	86,825	110,695	2,800	171,650	123,462	1,787,288
					3,306	7,632
		12,008		9,299	9,164	69,455
					12,071	19,321
		12,008		9,299	24,541	96,408
400	86,825	122,703	2,800	180,949	148,003	1,883,696
						173,578
						106,806
						106,806
			2,690			106,096
						110,314
					17,528	106,809
						103,482
	316,445			54,849	35,842	1,907,564
				8,481	65,907	274,575
		14,884		68,874	45,218	235,015
		15,827		68,850	45,402	236,372
		15,303		68,860	44,858	235,312
		15,301		67,904	45,255	234,738
		15,302		70,920	43,623	235,804
		16,395		12,975	46,989	181,534
	89,304			392,339	795,512	3,516,523
						639,670
	405,749	93,012	2,690	814,052	1,186,134	8,510,998
					56,366	77,866
					39,900	55,900
					47,178	64,672
					54,749	75,199
		78,773			3,525	106,798
	30,996	65,227			29	120,738
					79,943	104,443
					42,266	63,266
	30,996	144,000			323,956	668,882
	436,745	237,012	2,690	814,052	1,510,090	9,179,880
70				16,000	1,393	66,396

COURT EXPENDITURES
SALARIED PERSONNEL

PAGE 246

	JUDGES COUNTY PORTION	COMMISSIONER OR REFEREE	REPORTERS	BAILIFFS	PROBATION OFFICE
MARSHALL SUPERIOR	8,564		16,098	11,036	
MARSHALL COUNTY	9,201		15,678	11,013	
MARSHALL PROBATION					117,965
TOTAL-COURTS OF RECORD:	26,329	13,655	47,454	33,085	117,965
PLYMOUTH CITY - UNBUDGETED					
ARGOS TOWN	3,708				
TOTAL-CITY AND TOWN:	3,708				
GRAND TOTAL COUNTY:	30,037	13,655	47,454	33,085	117,965
MARTIN					
MARTIN CIRCUIT	9,500		11,523		16,100
TOTAL-COURTS OF RECORD:	9,500		11,523		16,100
LOGOOTEETEE CITY	3,094				
TOTAL-CITY AND TOWN:	3,094				
GRAND TOTAL COUNTY:	12,594		11,523		16,100
MIAMI					
MIAMI CIRCUIT	9,800		15,300	13,000	53,300
MIAMI SUPERIOR	9,800		17,600	15,400	
MIAMI PROBATION					53,100
MIAMI DRUG & ALCOHOL					
TOTAL-COURTS OF RECORD:	19,600		32,900	28,400	106,400
PERU CITY	5,408				
BUNKER HILL TOWN	7,200				
TOTAL-CITY AND TOWN:	12,608				
GRAND TOTAL COUNTY:	32,208		32,900	28,400	106,400
MONROE					
MONROE CIR & SUP	57,500	26,555	185,507	9,600	269,460
TOTAL-COURTS OF RECORD:	57,500	26,555	185,507	9,600	269,460
GRAND TOTAL COUNTY:	57,500	26,555	185,507	9,600	269,460
MONTGOMERY					
MONTGOMERY CIRCUIT	6,500		11,480		
MONTGOMERY COUNTY	7,625		11,064	9,786	
MONTGOMERY PROB.					50,670
TOTAL-COURTS OF RECORD:	14,125		22,544	9,786	50,670
CRAWFORDSVILLE CITY	7,717				
TOTAL-CITY AND TOWN:	7,717				
GRAND TOTAL COUNTY:	21,842		22,544	9,786	50,670
MORGAN					
MORGAN CIRCUIT	6,475		13,000	13,781	
MORGAN SUPERIOR	6,475	13,487	18,421	12,122	
MORGAN COUNTY	7,595		12,004	10,950	
MORGAN PROB.					61,989

COURT EXPENDITURES
SALARIED PERSONNEL

JURY COMMISSIONER	ADMIN- ISTRATOR AND STAFF	SECRETARY	LAW CLERKS & INTERNS	PUBLIC DEFENDER AND STAFF	COURT CLERKS & OTHER EMPLOYEES	TOTAL SALARIED PERSONNEL
140	13,655			16,000		65,493
		12,319		13,000	21,372	82,583
					920	118,885
210	13,655	12,319		45,000	23,685	333,357
		3,808			4,778	12,294
		3,808			4,778	12,294
210	13,655	16,127		45,000	28,463	345,651
245				8,128		45,496
245				8,128		45,496
						3,094
						3,094
245				8,128		48,590
600		9,800		16,000	17,967	135,767
				16,000		58,800
						53,100
	27,500					27,500
600	27,500	9,800		32,000	17,967	275,167
					2,808	8,216
						7,200
					2,808	15,416
600	27,500	9,800		32,000	20,775	290,583
	95,607	11,715	14,107	150,907	27,000	847,958
	95,607	11,715	14,107	150,907	27,000	847,958
	95,607	11,715	14,107	150,907	27,000	847,958
100	11,480			48,000		77,560
					496	28,971
						50,670
100	11,480			48,000	496	157,201
						7,717
						7,717
100	11,480			48,000	496	164,918
350			1,569		25,877	61,052
350					12,137	62,992
350					26,989	57,888
					400	62,389

COURT EXPENDITURES
SALARIED PERSONNEL

	JUDGES COUNTY PORTION	COMMISSIONER OR REFEREE	REPORTERS	BAILIFFS	PROBATION OFFICE
TOTAL-COURTS OF RECORD:	20,545	13,487	43,425	36,853	61,989
MARTINSVILLE CITY	7,600		4,300	3,600	
MOORESVILLE TOWN	15,500				
TOTAL-CITY AND TOWN:	23,100		4,300	3,600	
GRAND TOTAL COUNTY:	43,645	13,487	47,725	40,453	61,989
NEWTON					
NEWTON CIRCUIT	5,715		16,606	4,930	13,608
NEWTON SUPERIOR	9,027		15,133	12,839	13,235
TOTAL-COURTS OF RECORD:	14,742		31,739	17,769	26,843
GRAND TOTAL COUNTY:	14,742		31,739	17,769	26,843
NOBLE					
NOBLE CIRCUIT	6,500		18,094	13,255	31,028
NOBLE SUPERIOR	6,500		15,055	13,255	27,050
NOBLE COUNTY	7,625		14,255	12,340	13,955
TOTAL-COURTS OF RECORD:	20,625		47,404	38,850	72,033
CROMWELL TOWN	5,328				
TOTAL-CITY AND TOWN:	5,328				
GRAND TOTAL COUNTY:	25,953		47,404	38,850	72,033
OHIO					
OHIO SUPERIOR	2,936		4,800	554	1,400
TOTAL-COURTS OF RECORD:	2,936		4,800	554	1,400
GRAND TOTAL COUNTY:	2,936		4,800	554	1,400
ORANGE					
ORANGE CIRCUIT	6,200		13,800	11,400	12,600
ORANGE COUNTY	8,874		13,310		
TOTAL-COURTS OF RECORD:	15,074		27,110	11,400	12,600
GRAND TOTAL COUNTY:	15,074		27,110	11,400	12,600
OWEN					
OWEN CIRCUIT	4,500	3,150	11,067	10,553	23,521
TOTAL-COURTS OF RECORD:	4,500	3,150	11,067	10,553	23,531
GRAND TOTAL COUNTY:	4,500	3,150	11,067	10,553	23,531
PARKE					
PARKE CIRCUIT	5,305		13,034	9,138	12,875
TOTAL-COURTS OF RECORD:	5,305		13,034	9,138	12,875
GRAND TOTAL COUNTY:	5,305		13,034	9,138	12,875
PERRY					
PERRY CIRCUIT	5,361		13,281		32,223

COURT EXPENDITURES
SALARIED PERSONNEL

JURY COMMISSIONER	ADMIN- ISTRATOR AND STAFF	SECRETARY	LAW CLERKS & INTERNS	PUBLIC DEFENDER AND STAFF	COURT CLERKS & OTHER EMPLOYEES	TOTAL SALARIED PERSONNEL
1,050			1,569		65,403	244,321
						15,500
					23,710	39,210
					23,710	54,710
1,050			1,569		89,113	299,031
260	11,472		300		9,271	62,162
216	7,170	434		36,799		94,853
476	18,642	434	300	36,799	9,271	157,015
476	18,642	434	300	36,799	9,271	157,015
140		12,985		10,402	1,670	94,074
				9,460		71,320
				16,200		64,375
140		12,985		36,062	1,670	229,769
						5,328
						5,328
140		12,985		36,062	1,670	235,097
222					718	10,630
222					718	10,630
222					718	10,630
64						44,064
						22,184
64						66,248
64						66,248
400		10,257				63,458
400		10,257				63,458
400		10,257				63,458
285						40,637
285						40,637
285						40,637
160		9,240				60,265

COURT EXPENDITURES
SALARIED PERSONNEL

	JUDGES COUNTY PORTION	COMMISSIONER OR REFEREE	REPORTERS	BAILIFFS	PROBATION OFFICE
TOTAL-COURTS OF RECORD:	5,361		13,281		32,223
CANNELTON CITY	1,300				
TELL CITY-CITY	3,000				
TOTAL-CITY AND TOWN:	4,300				
GRAND TOTAL COUNTY:	9,661		13,281		32,223
PIKE					
PIKE CIRCUIT	4,868	4,072	39,823	5,951	14,370
TOTAL-COURTS OF RECORD:	4,868	4,072	39,823	5,951	14,370
GRAND TOTAL COUNTY:	4,868	4,072	39,823	5,951	14,370
PORTER					
PORTER CIRCUIT	13,364		16,106	16,980	126,834
PORTER SUP. 1	13,364	40,459	37,780	14,563	
PORTER SUP. 2	13,364		21,664	14,563	
PORTER COUNTY 1	10,198		15,745	14,627	
TOTAL-COURTS OF RECORD:	50,290	40,459	91,295	60,733	126,834
CHESTERTON TOWN	5,250			3,297	
TOTAL-CITY AND TOWN:	5,250			3,297	
GRAND TOTAL COUNTY:	55,540	40,459	91,295	64,030	126,834
POSEY					
POSEY CIRCUIT	6,500		41,654		22,261
POSEY COUNTY	7,625		13,721		15,152
TOTAL-COURTS OF RECORD:	14,125		55,375		37,413
GRAND TOTAL COUNTY:	14,125		55,375		37,413
PULASKI					
PULASKI CIRCUIT	5,127		14,226	11,100	23,243
TOTAL-COURTS OF RECORD:	5,127		14,226	11,100	23,243
GRAND TOTAL COUNTY:	5,127		14,226	11,100	23,243
PUTNAM					
PUTNAM CIRCUIT	6,670		17,911	11,181	31,011
PUTNAM COUNTY	9,500		12,958	11,166	
TOTAL-COURTS OF RECORD:	16,170		30,869	22,347	31,011
GRAND TOTAL COUNTY:	16,170		30,869	22,347	31,011
RANDOLPH					
RANDOLPH CIRCUIT	12,013		12,450	15,050	30,200
RANDOLPH COUNTY	8,425		12,101		
TOTAL-COURTS OF RECORD:	20,438		24,551	15,050	30,200
WINCHESTER CITY	4,900				
UNION CITY-CITY	4,126				
TOTAL-CITY AND TOWN:	9,026				
GRAND TOTAL COUNTY:	29,464		24,551	15,050	30,200

COURT EXPENDITURES
SALARIED PERSONNEL

JURY COMMISSIONER	ADMIN- ISTRATOR AND STAFF	SECRETARY	LAW CLERKS & INTERNS	PUBLIC DEFENDER AND STAFF	COURT CLERKS & OTHER EMPLOYEES	TOTAL SALARIED PERSONNEL
160		9,240				60,265
		1,700				1,300
		1,700				4,700
160		10,940				6,000
						66,265
759				11,440		81,283
759				11,440		81,283
759				11,440		81,283
2,440		12,803		95,125		283,652
		26,499	1,698			134,363
1,140		12,803				63,534
						40,570
3,580		52,105	1,698	95,125		522,119
		5,978				14,525
		5,978				14,525
3,580		58,083	1,698	95,125		536,644
1,000	15,623					87,038
	11,859			10,943		59,300
1,000	27,482			10,943		146,338
1,000	27,482			10,943		146,338
693	14,880					69,269
693	14,880					69,269
693	14,880					69,269
600						67,373
				12,000	3,162	48,786
600				12,000	3,162	116,159
600				12,000	3,162	116,159
500		12,000				82,213
						20,526
500		12,000				102,739
					1,840	6,740
						4,126
					1,840	10,866
500		12,000			1,840	113,605

COURT EXPENDITURES
SALARIED PERSONNEL

PAGE 252

	JUDGES COUNTY PORTION	CCMMISSIONER OR REFEREE	REPORTERS	BAILIFFS	PROBATION OFFICE
RIPLEY					
RIPLEY CIRCUIT	5,000		26,200	2,500	27,000
TOTAL-COURTS OF RECORD:	5,000		26,200	2,500	27,000
BATESVILLE CITY	7,000	4,400			
VERSAILLES TOWN	7,025				
TOTAL-CITY AND TOWN:	14,025	4,400			
GRAND TOTAL COUNTY:	19,025	4,400	26,200	2,500	27,000
RUSH					
RUSH CIRCUIT	5,500		11,180	10,452	18,070
RUSH COUNTY	10,062		11,544		
TOTAL-COURTS OF RECORD:	15,562		22,724	10,452	18,070
GRAND TOTAL COUNTY:	15,562		22,724	10,452	18,070
ST. JOSEPH					
ST JOSEPH CIRCUIT	15,296	9,536	54,810	12,072	203,147
ST JOSEPH PROB/JUV	14,683	25,250	27,405	12,600	257,135
ST JOSEPH SUPERIOR	99,631	17,230	176,926	80,681	
TOTAL-COURTS OF RECORD:	129,610	52,016	259,141	105,353	460,282
WALKERTON TOWN	3,000			480	
TOTAL-CITY AND TOWN:	3,000			480	
GRAND TOTAL COUNTY:	132,610	52,016	259,141	105,833	460,282
SCOTT					
SCOTT CIRCUIT	4,500		14,316	7,007	15,756
SCOTT COUNTY	7,625		10,855	9,945	
TOTAL-COURTS OF RECORD:	12,125		25,171	16,952	15,756
GRAND TOTAL COUNTY:	12,125		25,171	16,952	15,756
SHELBY					
SHELBY CIRCUIT	7,150		13,900	13,900	
SHELBY SUPERIOR	7,150		14,400	25,546	
SHELBY COUNTY	8,938		40,410		
SHELBY CIR & SUP PROB.					69,691
TOTAL-COURTS OF RECORD:	23,238		68,710	39,446	69,691
GRAND TOTAL COUNTY:	23,238		68,710	39,446	69,691
SPENCER					
SPENCER CIRCUIT	7,503		11,684		15,597
TOTAL-COURTS OF RECORD:	7,503		11,684		15,597
ROCKPORT CITY	1,200				
TOTAL-CITY AND TOWN:	1,200				
GRAND TOTAL COUNTY:	8,703		11,684		15,597
STARKE					
STARKE CIRCUIT	5,460		17,820	9,732	19,955

COURT EXPENDITURES
SALARIED PERSONNEL

JURY COMMISSIONER	ADMIN- ISTRATOR AND STAFF	SECRETARY	LAW CLERKS & INTERNS	PUBLIC DEFENDER AND STAFF	COURT CLERKS & OTHER EMPLOYEES	<u>TOTAL</u> <u>SALARIED</u> <u>PERSONNEL</u>
500						61,200
500						61,200
					1,337	12,737
					5,125	12,150
					6,462	24,887
500					6,462	86,087
130	13,312			20,000		78,644
	9,827					31,433
130	23,139			20,000		110,077
130	23,139			20,000		110,077
1,200		49,990	5,683	186,038	3,175	540,947
		16,800			117,410	471,283
1,200	8,277	104,984				488,929
2,400	8,277	171,774	5,683	186,038	120,585	1,501,159
						3,480
						3,480
2,400	8,277	171,774	5,683	186,038	120,585	1,504,639
800				19,524	12,461	74,364
					1,118	29,543
800				19,524	13,579	103,907
800				19,524	13,579	103,907
455		13,057				48,462
				17,025		64,121
		1,000		13,213		63,561
						69,691
455		14,057		30,238		245,835
455		14,057		30,238		245,835
1,000					11,684	47,468
1,000					11,684	47,468
						1,200
						1,200
1,000					11,684	48,668
40		10,175			3,730	66,912

COURT EXPENDITURES
SALARIED PERSONNEL

PAGE 254

	JUDGES COUNTY PORTION	COMMISSIONER OF REFEREE	REPORTERS	BAILIFFS	PROBATION OFFICE
TOTAL-COURTS OF RECORD:	5,460		17,820	9,732	19,955
KNOX CITY	7,345				
TOTAL-CITY AND TOWN:	7,345				
GRAND TOTAL COUNTY:	12,805		17,820	9,732	19,955
STEUBEN					
STEUBEN CIRCUIT	5,700		13,800	10,600	44,202
STEUBEN COUNTY	8,800		13,500	11,500	6,725
TOTAL-COURTS OF RECORD:	14,500		27,300	22,100	50,927
FREMONT TOWN	19,500				
TOTAL-CITY AND TOWN:	19,500				
GRAND TOTAL COUNTY:	34,000		27,300	22,100	50,927
SULLIVAN					
SULLIVAN CIRCUIT	10,250		12,730	1,904	6,364
SULLIVAN COUNTY	5,100		11,650	9,750	5,455
TOTAL-COURTS OF RECORD:	15,350		24,380	11,654	11,819
GRAND TOTAL COUNTY:	15,350		24,380	11,654	11,819
SWITZERLAND					
SWITZERLAND CIRCUIT	1,968		3,122	4,353	3,122
SWITZERLAND SUPERIOR	2,605		8,341	3,960	
TOTAL-COURTS OF RECORD:	4,573		11,463	8,313	3,122
GRAND TOTAL COUNTY:	4,573		11,463	8,313	3,122
TIPPECANOE					
TIPPECANOE CIRCUIT	10,500	18,232	17,355	11,868	117,307
TIPPECANOE SUP 1	10,500		27,427	13,079	
TIPPECANOE SUP 2	10,500		17,149	7,853	
TIPPECANOE COUNTY 1	8,625		17,524	11,612	
TIPPECANOE COUNTY 2	8,625		15,596	28,757	
TIPPECANOE PUBLIC DEFENDER					
TOTAL-COURTS OF RECORD:	48,750	18,232	95,051	73,169	117,307
WEST LAFAYETTE CITY	8,014				
TOTAL-CITY AND TOWN:	8,014				
GRAND TOTAL COUNTY:	56,764	18,232	95,051	73,169	117,307
TIPTON					
TIPTON CIRCUIT	6,834		14,610	12,643	24,798
TOTAL-COURTS OF RECORD:	6,834		14,610	12,643	24,798
TIPTON CITY	3,946				
SHARPSVILLE TOWN	2,500				
TOTAL-CITY AND TOWN:	6,446				
GRAND TOTAL COUNTY:	13,280		14,610	12,643	24,798
UNION					
UNION CIRCUIT	4,500		19,400	200	7,925
TOTAL-COURTS OF RECORD:	4,500		19,400	200	7,925
GRAND TOTAL COUNTY:	4,500		19,400	200	7,925

COURT EXPENDITURES
SALARIED PERSONNEL

JURY COMMISSIONER	ADMIN- ISTRATOR AND STAFF	SECRETARY	LAW CLERKS & INTERNS	PUBLIC DEFENDER AND STAFF	COURT CLERKS & OTHER EMPLOYEES	<u>TOTAL</u> <u>SALARIED</u> <u>PERSONNEL</u>
40		10,175			3,730	66,912
		17,636				24,981
		17,636				24,981
40		27,811			3,730	91,893
280				15,024		89,606
				6,976		47,501
280				22,000		137,107
					4,368	23,868
					4,368	23,868
280				22,000	4,368	160,975
210		10,530		590		42,578
120				2,397		34,472
330		10,530		2,987		77,050
330		10,530		2,987		77,050
300						12,865
250					394	15,550
550					394	28,415
550					394	28,415
483					883	176,628
112					1,002	52,120
112					294	35,908
		12,162			208	50,131
		10,953			2,382	66,313
				79,295	12,076	91,371
707		23,115		79,295	16,845	472,471
					7,850	15,864
					7,850	15,864
707		23,115		79,295	24,695	488,335
720	15,853		1,800	24,607		101,865
720	15,853		1,800	24,607		101,865
					7,227	11,173
						2,500
					7,227	13,673
720	15,853		1,800	24,607	7,227	115,538
300						32,325
300						32,325
300						32,325

COURT EXPENDITURES
SALARIED PERSONNEL

	JUDGES COUNTY PORTION	COMMISSIONER OR REFEREE	REPORTERS	BAILIFFS	PROBATION OFFICE
VANDERBURGH					
VANDERBURGH CIRCUIT	17,086		48,376	37,244	126,941
VANDERBURGH SUPERIOR	119,595	56,816	188,530	213,760	303,354
TOTAL-COURTS OF RECORD:	136,681	56,816	236,906	251,004	430,295
GRAND TOTAL COUNTY:	136,681	56,816	236,906	251,004	430,295
VERMILLION					
VERMILLION CIRCUIT	8,388		13,933	10,936	15,208
TOTAL-COURTS OF RECORD:	8,388		13,933	10,936	15,208
CLINTON CITY	4,009				
TOTAL-CITY AND TOWN:	4,009				
GRAND TOTAL COUNTY:	12,397		13,933	10,936	15,208
VIGO					
VIGO ALL COURTS	76,583	20,993	94,992	59,339	114,713
TOTAL-COURTS OF RECORD:	76,583	20,993	94,992	59,339	114,713
TERRE HAUTE CITY-NOT REPORTING					
TOTAL-CITY AND TOWN:					
GRAND TOTAL COUNTY:	76,583	20,993	94,992	59,339	114,713
WABASH					
WABASH CIRCUIT	7,500		12,815	9,593	12,926
WABASH COUNTY	8,625		12,815	10,300	14,300
TOTAL-COURTS OF RECORD:	16,125		25,630	19,893	27,226
WABASH CITY	12,000				
NORTH MANCHESTER TOWN	4,880				
TOTAL-CITY AND TOWN:	16,880				
GRAND TOTAL COUNTY:	33,005		25,630	19,893	27,226
WARREN					
WARREN CIRCUIT	7,350		13,063	10,605	14,149
TOTAL-COURTS OF RECORD:	7,350		13,063	10,605	14,149
GRAND TOTAL COUNTY:	7,350		13,063	10,605	14,149
WARRICK					
WARRICK CIRCUIT	15,814		14,745	12,729	30,724
WARRICK SUPERIOR	15,814		50,044	12,729	17,114
TOTAL-COURTS OF RECORD:	31,628		64,789	25,458	47,838
GRAND TOTAL COUNTY:	31,628		64,789	25,458	47,838
WASHINGTON					
WASHINGTON CIRCUIT	9,230	2,759	23,665	9,429	24,823
TOTAL-COURTS OF RECORD:	9,230	2,759	23,665	9,429	24,823
SALEM CITY	21,723				
TOTAL-CITY AND TOWN:	21,723				
GRAND TOTAL COUNTY:	30,953	2,759	23,665	9,429	24,823

COURT EXPENDITURES
SALARIED PERSONNEL

JURY COMMISSIONER	ADMIN- ISTRATOR AND STAFF	SECRETARY	LAW CLERKS & INTERNS	PUBLIC DEFENDER AND STAFF	COURT CLERKS & OTHER EMPLOYEES	<u>TOTAL</u> <u>SALARIED</u> <u>PERSONNEL</u>
3,242			11,033	60,359	183,246	487,527
	52,874	15,531		113,672	125,370	1,189,502
3,242	52,874	15,531	11,033	174,031	308,616	1,677,029
3,242	52,874	15,531	11,033	174,031	308,616	1,677,029
300						48,765
300						48,765
					4,261	8,270
					4,261	8,270
300					4,261	57,035
90		79,582		142,073	21,676	610,041
90		79,582		142,073	21,676	610,041
90		79,582		142,073	21,676	610,041
120				55,362		98,316
				14,600	241	60,881
120				69,962	241	159,197
					11,150	23,150
						4,880
					11,150	28,030
120				69,962	11,391	187,227
250						45,417
250						45,417
250						45,417
1,050						75,062
				7,760	881	104,342
1,050				7,760	881	179,404
1,050				7,760	881	179,404
750		9,017		15,000		94,673
750		9,017		15,000		94,673
				1,000		22,723
				1,000		22,723
750		9,017		16,000		117,396

COURT EXPENDITURES
SALARIED PERSONNEL

PAGE 258

	JUDGES COUNTY PORTION	COMMISSIONER OR REFEREE	REPORTERS	BAILIFFS	PROBATION OFFICE
WAYNE					
WAYNE CIRCUIT	12,959		15,086	13,658	
WAYNE SUPERIOR 1	12,959		15,086	13,658	
WAYNE SUPERIOR 2	12,959		15,086	13,658	
WAYNE SUPERIOR 3	12,959		15,086		
WAYNE PROB.					117,122
WAYNE PUBLIC DEFENDER					
WAYNE SCHEDULING OFFICE					
TOTAL-COURTS OF RECORD:	51,836		60,344	40,974	117,122
HAGERSTOWN TOWN	4,800		3,807		
TOTAL-CITY AND TOWN:	4,800		3,807		
GRAND TOTAL COUNTY:	56,636		64,151	40,974	117,122
WELLS					
WELLS CIRCUIT	4,500		14,976	11,171	43,095
WELLS SUPERIOR	6,045		13,000	11,492	5,100
TOTAL-COURTS OF RECORD:	10,545		27,976	22,663	48,195
BLUFFTON CITY	4,800		2,363		
TOTAL-CITY AND TOWN:	4,800		2,363		
GRAND TOTAL COUNTY:	15,345		30,339	22,663	48,195
WHITE					
WHITE CIRCUIT	5,600		16,810	10,140	31,625
WHITE SUPERIOR	5,600		16,773	10,082	
TOTAL-COURTS OF RECORD:	11,200		33,583	20,222	31,625
MONON TOWN	512				
TOTAL-CITY AND TOWN:	512				
GRAND TOTAL COUNTY:	11,712		33,583	20,222	31,625
WHITLEY					
WHITLEY CIRCUIT	9,500		15,800	9,950	47,835
WHITLEY SUPERIOR	4,500		26,600	9,400	14,000
TOTAL-COURTS OF RECORD:	14,000		42,400	19,350	61,835
GRAND TOTAL COUNTY:	14,000		42,400	19,350	61,835
GRAND TOTAL-COURTS OF RECORD:	3,092,611	1,641,171	6,056,805	4,673,439	11,827,415
GRAND TOTAL-CITY AND TOWN:	562,155	63,118	24,102	216,110	278,944
GRAND TOTAL-SMALL CLAIM:	169,930				
GRAND TOTAL :	3,824,696	1,704,289	6,080,907	4,889,549	12,106,359

COURT EXPENDITURES
SALARIED PERSONNEL

JURY COMMISSIONER	ADMIN- ISTRATOR AND STAFF	SECRETARY	LAW CLERKS & INTERNS	PUBLIC DEFENDER AND STAFF	COURT CLERKS & OTHER EMPLOYEES	<u>TOTAL SALARIED PERSONNEL</u>
1,536				3,197	500	46,936
				1,297	100	43,100
				8,055		49,758
	15,570	11,941			12,478	68,034
				66,507		117,122
					24,364	66,507
1,536	15,570	11,941		79,056	37,442	24,364
						415,821
						8,607
						8,607
1,536	15,570	11,941		79,056	37,442	424,428
200				21,798	844	96,584
100				8,000	344	44,081
300				29,798	1,188	140,665
						7,163
						7,163
300				29,798	1,188	147,828
120	13,100					77,395
	13,154					45,609
120	26,254					123,004
						512
						512
120	26,254					123,516
500						83,585
						54,500
500						138,085
500						138,085
63,315	1,385,288	1,890,057	243,171	4,353,928	3,329,719	38,556,919
	46,313	148,916		46,025	333,975	1,719,658
	30,996	144,000			323,956	668,882
63,315	1,462,597	2,182,973	243,171	4,399,953	3,987,650	40,945,459

COURT EXPENDITURES
NON-SALARIED PERSONNEL

PAGE 260

	JUDGES		PER DIEM		BAILIFFS	
	VENUED OUT	VENUED IN	COURT REPORTERS VENUED OUT	COURT REPORTERS VENUED IN	VENUED OUT	VENUED IN
ADAMS						
ADAMS CIRCUIT		880		720		425
ADAMS SUPERIOR		320		246		
ADAMS PROB						
TOTAL-COURTS OF RECORD:		1,200		966		425
GRAND TOTAL COUNTY:		1,200		966		425
ALLEN						
ALLEN CIRCUIT		1,000				
ALLEN SUPERIOR						
TOTAL-COURTS OF RECORD:		1,000				
GRAND TOTAL COUNTY:		1,000				
BARTHOLOMEW						
BARTHOLOMEW CIRCUIT		370		120		5
BARTHOLOMEW SUPERIOR 1		40				
BARTHOLOMEW COUNTY						
TOTAL-COURTS OF RECORD:		410		120		5
GRAND TOTAL COUNTY:		410		120		5
BENTON						
BENTON CIRCUIT		1,370		1,096		685
TOTAL-COURTS OF RECORD:		1,370		1,096		685
GRAND TOTAL COUNTY:		1,370		1,096		685
BLACKFORD						
BLACKFORD CIRCUIT		1,610		1,288		805
TOTAL-COURTS OF RECORD:		1,610		1,288		805
HARTFORD CITY-CITY						
MONPELIER CITY						
TOTAL-CITY AND TOWN:						
GRAND TOTAL COUNTY:		1,610		1,288		805
BOONE						
BOONE CIRCUIT		3,590		2,872		1,795
BOONE SUPERIOR 1		2,900		2,794		1,334
BOONE SUPERIOR 2		1,560		1,200		750
TOTAL-COURTS OF RECORD:		8,050		6,866		3,879
LEBANON CITY						
THORNTOWN TOWN						
ZIONSVILLE TOWN						
JAMESTOWN TOWN						
TOTAL-CITY AND TOWN:						
GRAND TOTAL COUNTY:		8,050		6,866		3,879

STATE COURT EXPENDITURES
NON-SALARIED PERSONNEL

- - PER DIEM - -

GRAND JURORS	PETIT JURORS	WITNESS FEES	MEDICAL AND PSYCHIATRIC SERVICES	PAUPER ATTORNEY CASE/CASE	OTHER INDIGENT EXPENSES	JUDGE PRO TEM	OTHER	TOTAL NON-SALARY PERSONNEL
1,386	3,548		32	9,196				16,187
	1,170			31,733	355		15	33,839
1,386	4,718		32	40,929	355		15	50,026
1,386	4,718		32	40,929	355		15	50,026
2,000	14,000	3,000		14,000	6,000			40,000
	40,619			15,259	16,630	1,600	3,839	77,947
2,000	54,619	3,000		29,259	22,630	1,600	3,839	117,947
2,000	54,619	3,000		29,259	22,630	1,600	3,839	117,947
	4,115		120	6,199		525		11,454
436	1,769					750		2,995
				24,750		1,100		25,850
436	5,884		120	30,949		2,375		40,299
436	5,884		120	30,949		2,375		40,299
969	3,785			9,171		250		17,326
969	3,785			9,171		250		17,326
969	3,785			9,171		250		17,326
	6,432		945	21,100	2,580	725		35,485
	6,432		945	21,100	2,580	725		35,485
				50				50
						100		100
				50		100		150
	6,432		945	21,150	2,580	825		35,635
637	7,720		327	18,720		1,100		36,761
	5,768		425	15,829		150		29,200
	1,260	350	80			25		5,225
637	14,748	350	832	34,549		1,275		71,186
637	14,748	350	832	34,549		1,275		71,186

COURT EXPENDITURES
NON-SALARIED PERSONNEL

PAGE 262

	JUDGES		PER DIEM		BAILIFFS	
	VENUED OUT	VENUED IN	COURT REPORTERS VENUED OUT	COURT REPORTERS VENUED IN	VENUED OUT	VENUED IN
BROWN						
BROWN CIRCUIT	2,500	2,500	2,000		1,250	
TOTAL-COURTS OF RECORD:	2,500	2,500	2,000		1,250	
GRAND TOTAL COUNTY:	2,500	2,500	2,000		1,250	
CARROLL						
CARROLL CIRCUIT		340		272		170
TOTAL-COURTS OF RECORD:		340		272		170
DELPHI CITY						
BURLINGTON TOWN						
TOTAL-CITY AND TOWN:						
GRAND TOTAL COUNTY:		340		272		170
CASS						
CASS CIRCUIT		100		80		55
CASS SUPERIOR						
TOTAL-COURTS OF RECORD:		100		80		55
GRAND TOTAL COUNTY:		100		80		55
CLARK						
CLARK CIRCUIT						
CLARK SUPERIOR 1						
CLARK SUPERIOR 2						
CLARK COUNTY						
TOTAL-COURTS OF RECORD:						
CHARLESTOWN CITY						
JEFFERSONVILLE CITY						
CLARKSVILLE TOWN						
TOTAL-CITY AND TOWN:						
GRAND TOTAL COUNTY:						
CLAY						
CLAY CIRCUIT		2,600		2,100		1,300
CLAY SUPERIOR		2,600		2,100		1,300
TOTAL-COURTS OF RECORD:		5,200		4,200		2,600
GRAND TOTAL COUNTY:		5,200		4,200		2,600
CLINTON						
CLINTON CIRCUIT	1,370		1,088		680	
CLINTON COUNTY						
TOTAL-COURTS OF RECORD:	1,370		1,088		680	
FRANKFORT CITY						
TOTAL-CITY AND TOWN:						
GRAND TOTAL COUNTY:	1,370		1,088		680	

STATE COURT EXPENDITURES
NON-SALARIED PERSONNEL

- - PER DIEM - -

GRAND JURORS	PETIT JURORS	WITNESS FEES	MEDICAL AND PSYCHIATRIC SERVICES	PAUPER ATTORNEY CASE/CASE	OTHER INDIGENT EXPENSES	JUDGE PRO TEM	OTHER	<u>TOTAL NON-SALARY PERSONNEL</u>
750	12,000				200		1,000	22,200
750	12,000				200		1,000	22,200
750	12,000				200		1,000	22,200
	8,288	1,087			15,326			25,483
	8,288	1,087			15,326			25,483
	8,288	1,087			15,326			25,483
	6,966	130	1,693	5,682	2,430			17,136
	2,175		125				2,937	5,237
	9,141	130	1,818	5,682	2,430		2,937	22,373
	9,141	130	1,818	5,682	2,430		2,937	22,373
	10,379		690	5,105		4,225		20,399
	17,059					509		17,568
	2,616							2,616
	1,500					350		1,850
	31,554		690	5,105		5,084		42,433
						1,825		1,825
						400		400
						2,225		2,225
	31,554		690	5,105		7,309		44,658
1,210	9,933				385	600	1,800	19,928
	7,000	500					500	14,000
1,210	16,933	500			385	600	2,300	33,928
1,210	16,933	500			385	600	2,300	33,928
	4,890	204	348	17,858	592	150		27,180
	1,373		200	18,837		275		20,685
	6,263	204	548	36,695	592	425		47,865
	6,263	204	548	36,695	592	425		47,865

COURT EXPENDITURES
NON-SALARIED PERSONNEL.

PAGE 264

	JUDGES VENUED OUT	JUDGES VENUED IN	COURT REPORTERS VENUED OUT	PER DIEM COURT REPORTERS VENUED IN	BAILIFFS VENUED OUT	BAILIFFS VENUED IN
CRAWFORD						
CRAWFORD CIRCUIT	3,500	600	500		200	
TOTAL-COURTS OF RECORD:	3,500	600	500		200	
GRAND TOTAL COUNTY:	3,500	600	500		200	
DAVISS						
DAVISS CIRCUIT		60		48		
DAVISS COUNTY						
TOTAL-COURTS OF RECORD:		60		48		
GRAND TOTAL COUNTY:		60		48		
DEARBORN						
DEARBORN CIRCUIT		220				
DEARBORN COUNTY						
TOTAL-COURTS OF RECORD:		220				
AURORA CITY						
LAWRENCEBURG CITY	500					
TOTAL-CITY AND TOWN:	500					
GRAND TOTAL COUNTY:	500	220				
DECATUR						
DECATUR CIRCUIT						
DECATUR COUNTY						
TOTAL-COURTS OF RECORD:						
GRAND TOTAL COUNTY:						
DEKALB						
DEKALB CIRCUIT	275	1,290		1,032		645
DEKALB SUPERIOR		135		108		68
TOTAL-COURTS OF RECORD:	275	1,425		1,140		713
BUTLER CITY						
TOTAL-CITY AND TOWN:						
GRAND TOTAL COUNTY:	275	1,425		1,140		713
DELAWARE						
DELAWARE ALL COURTS		360		296		185
TOTAL-COURTS OF RECORD:		360		296		185
YORKTOWN TOWN						
TOTAL-CITY AND TOWN:						
GRAND TOTAL COUNTY:		360		296		185
DUBOIS						
DUBOIS CIRCUIT	340	580		284		
DUBOIS SUPERIOR				649		
TOTAL-COURTS OF RECORD:	340	580		933		
GRAND TOTAL COUNTY:	340	580		933		

STATE COURT EXPENDITURES
NON-SALARIED PERSONNEL

-- PER DIEM --

GRAND JURORS	PETIT JURORS	WITNESS FEES	MEDICAL AND PSYCHIATRIC SERVICES	PAUPER ATTORNEY CASE/CASE	OTHER INDIGENT EXPENSES	JUDGE PRO TEM	OTHER	TOTAL NON-SALARY PERSONNEL
1,423	4,500	200		590	633	2,042	1,020	15,208
1,423	4,500	200		590	633	2,042	1,020	15,208
1,423	4,500	200		590	633	2,042	1,020	15,208
	4,882			14,252			280	19,522
				12,240				12,240
	4,882			26,492			280	31,762
	4,882			26,492			280	31,762
689	8,050			4,536				13,495
	3,764	80		14,923	860	650		20,277
689	11,814	80		19,459	860	650		33,772
								500
								500
689	11,814	80		19,459	860	650		34,272
	6,925			16,161	3,425			26,511
	292			13,860				14,152
	7,217			30,021	3,425			40,663
	7,217			30,021	3,425			40,663
450	2,463			3,712		750		10,617
	4,486	258	902	3,875		725		10,557
450	6,949	258	902	7,587		1,475		21,174
450	6,949	258	902	7,587		1,475		21,174
2,077	21,893		13,184	95,327		2,000		135,322
2,077	21,893		13,184	95,327		2,000		135,322
						200		200
						200		200
2,077	21,893		13,184	95,327		2,200		135,522
	3,905			8,645				13,754
	563	572	200	8,000				9,984
	4,468	572	200	16,645				23,738
	4,468	572	200	16,645				23,738

COURT EXPENDITURES
NON-SALARIED PERSONNEL

	JUDGES		PER DIEM		BAILIFFS	
	VENUED OUT	VENUED IN	COURT REPORTERS VENUED OUT	COURT REPORTERS VENUED IN	VENUED OUT	VENUED IN
ELKHART						
ELKHART CIRCUIT	268	340	72	64	50	40
ELKHART SUPERIOR 1						
ELKHART SUPERIOR 2						
ELKHART SUPERIOR 3						
ELKHART COUNTY - ELKHART						
ELKHART COUNTY -GOSHEN						
ELKHART PROBATION						
TOTAL-COURTS OF RECORD:	268	340	72	64	50	40
ELKHART CITY						
GOSHEN CITY						
NAPPANEE CITY						
TOTAL-CITY AND TOWN:						
GRAND TOTAL COUNTY:	268	340	72	64	50	40
FAYETTE						
FAYETTE CIRCUIT		1,860		120		75
FAYETTE COUNTY						
TOTAL-COURTS OF RECORD:		1,860		120		75
GRAND TOTAL COUNTY:		1,860		120		75
FLOYD						
FLOYD CIRCUIT		1,000				
FLOYD SUPERIOR				278		
FLOYD COUNTY						
FLOYD CIRCUIT PROB						
TOTAL-COURTS OF RECORD:		1,000		278		
GRAND TOTAL COUNTY:		1,000		278		
FOUNTAIN						
FOUNTAIN CIRCUIT		1,500		250		200
TOTAL-COURTS OF RECORD:		1,500		250		200
ATTICA CITY						
TOTAL-CITY AND TOWN:						
GRAND TOTAL COUNTY:		1,500		250		200
FRANKLIN						
FRANKLIN CIRCUIT		25				
TOTAL-COURTS OF RECORD:		25				
GRAND TOTAL COUNTY:		25				
FULTON						
FULTON CIRCUIT		1,720		428		226
FULTON COUNTY		100				
TOTAL-COURTS OF RECORD:		1,820		428		226
GRAND TOTAL COUNTY:		1,820		428		226

STATE COURT EXPENDITURES
NON-SALARIED PERSONNEL

- - PER DIEM - -

GRAND JURORS	PETIT JURORS	WITNESS FEES	MEDICAL AND PSYCHIATRIC SERVICES	PAUPER ATTORNEY CASE/CASE	OTHER INDIGENT EXPENSES	JUDGE PRO TEM	OTHER	TOTAL NON-SALARY PERSONNEL
1,339	8,427				793		88	11,481
	12,270		300	4,910		700	75	18,255
	10,228			10,678				20,906
	3,263	305						3,568
	2,889			3,142				6,031
	4,000	1,000		20,000	200			25,200
1,339	41,077	1,305	300	38,730	993	700	163	85,441
	150			5,383		2,000		2,000
	700					125		5,658
	850			5,383		200		900
1,339	41,927	1,305	300	44,113	993	2,325		8,558
						3,025	163	93,999
132	2,259		615	24,426	962	325		30,774
	1,295			18,991		25		20,311
132	3,554		615	43,417	962	350		51,085
132	3,554		615	43,417	962	350		51,085
	18,000	300	5,000		5,000	1,000		30,300
13,000		265	405		7,461	450	1,180	23,039
	1,724					625	760	3,109
13,000	19,724	565	5,405		12,461	2,075	1,940	56,448
13,000	19,724	565	5,405		12,461	2,075	1,940	56,448
400	8,500	700	1,000	18,000				30,550
400	8,500	700	1,000	18,000				30,550
						25		25
						25		25
400	8,500	700	1,000	18,000		25		30,575
313	2,002			13,477				15,817
313	2,002			13,477				15,817
313	2,002			13,477				15,817
170	9,276		688	12,242	324			25,074
	3,753	290						4,143
170	13,029	290	688	12,242	324			29,217
170	13,029	290	688	12,242	324			29,217

COURT EXPENDITURES
NON-SALARIED PERSONNEL

	PER DIEM					
	JUDGES VENUED OUT	JUDGES VENUED IN	COURT REPORTERS VENUED OUT	COURT REPORTERS VENUED IN	BAILIFFS VENUED OUT	BAILIFFS VENUED IN
GIBSON						
GIBSON CIRCUIT		700		176		110
GIBSON SUPERIOR						
TOTAL-COURTS OF RECORD:		700		176		110
GRAND TOTAL COUNTY:		700		176		110
GRANT						
GRANT CIRCUIT		1,050		216		125
GRANT SUPERIOR 1						
GRANT SUPERIOR 2		370		64		40
GRANT COUNTY						
GRANT CIR & SUP PROB						
TOTAL-COURTS OF RECORD:		1,420		280		165
GAS CITY-CITY						
MARION CITY						
TOTAL-CITY AND TOWN:		1,420		280		165
GRAND TOTAL COUNTY:		1,420		280		165
GREENE						
GREENE CIRCUIT		790		232		145
GREENE COUNTY						
TOTAL-COURTS OF RECORD:		790		232		145
GRAND TOTAL COUNTY:		790		232		145
HAMILTON						
HAMILTON CIRCUIT		4,600		1,000		2,300
HAMILTON SUPERIOR 1		1,810		936		515
HAMILTON SUPERIOR 2		2,660		2,152		1,245
HAMILTON COUNTY		500		100		50
HAMILTON CIR & SUP PROB						
TOTAL-COURTS OF RECORD:		9,570		4,188		4,110
CARMEL CITY						
NOBLESVILLE CITY						
TOTAL-CITY AND TOWN:		9,570		4,188		4,110
GRAND TOTAL COUNTY:		9,570		4,188		4,110
HANCOCK						
HANCOCK CIRCUIT		3,010		449		317
HANCOCK SUPERIOR		1,820		376		339
HANCOCK COUNTY						
TOTAL-COURTS OF RECORD:		4,830		825		656
GRAND TOTAL COUNTY:		4,830		825		656
HARRISON						
HARRISON CIRCUIT		410		616		395

STATE COURT EXPENDITURES
NON-SALARIED PERSONNEL

- - PER DIEM - -

GRAND JURORS	PETIT JURORS	WITNESS FEES	MEDICAL AND PSYCHIATRIC SERVICES	PAUPER ATTORNEY CASE/CASE	OTHER INDIGENT EXPENSES	JUDGE PRO TEM	OTHER	TOTAL NON-SALARY PERSONNEL
490	5,146		73	24,047	4,452	600		35,794
	1,218		75			525		1,818
490	6,364		148	24,047	4,452	1,125		37,612
490	6,364		148	24,047	4,452	1,125		37,612
519	7,625		7,643			325		17,503
	3,654	500			1,826	425		6,405
	4,682		100	7,870	3,246	475	1,985	18,832
	1,000		4,000	3,000	1,500	800		10,300
			1,186					1,186
519	16,961	500	12,929	10,870	6,572	2,025	1,985	54,226
				1,500		800		2,300
				1,500		800		2,300
519	16,961	500	12,929	12,370	6,572	2,825	1,985	56,526
953	10,256		1,326	23,712	4,545			41,959
	1,512			3,954	191		100	5,757
953	11,768		1,326	27,666	4,736		100	47,716
953	11,768		1,326	27,666	4,736		100	47,716
6,000	9,846	3,250	40,800	51,000		1,500		120,296
	4,994		2,980	40,988	4,737			56,960
	8,078	1,783		27,155	6,949	425	48	50,495
	3,000	500	3,000		500	500		8,150
			1,109					1,109
6,000	25,918	5,533	47,889	119,143	12,186	2,425	48	237,010
						200	41	241
						200	41	241
6,000	25,918	5,533	47,889	119,143	12,186	2,625	89	237,251
	2,545			7,485		810		14,616
	6,565			42,034				51,134
	338	625		28,762				29,725
	9,448	625		78,281		810		95,475
	9,448	625		78,281		810		95,475
445	886		1,050	2,251	3,614	400	4,661	14,728

COURT EXPENDITURES
NON-SALARIED PERSONNEL

PAGE 270

	JUDGES VENUED OUT	JUDGES VENUED IN	COURT REPORTERS VENUED OUT	PER DIEM COURT REPORTERS VENUED IN	BAILIFFS VENUED OUT	BAILIFFS VENUED IN
HARRISON COUNTY						
HARRISON DRUG & ALCOHOL						
TOTAL-COURTS OF RECORD:		410		616		395
GRAND TOTAL COUNTY:		410		616		395
HENDRICKS						
HENDRICKS CIRCUIT		3,030		2,752		1,295
HENDRICKS SUPERIOR 1		1,540		1,263		750
HENDRICKS SUPERIOR 2		1,000		750		500
HENDRICKS PROBATION						
TOTAL-COURTS OF RECORD:		5,570		4,765		2,545
GRAND TOTAL COUNTY:		5,570		4,765		2,545
HENRY						
HENRY CIRCUIT		2,110		518		367
HENRY SUPERIOR	500		200		100	
HENRY COUNTY						
HENRY CIR & SUP PROB						
TOTAL-COURTS OF RECORD:	500	2,110	200	518	100	367
KNIGHTSTOWN TOWN						
TOTAL-CITY AND TOWN:						
GRAND TOTAL COUNTY:	500	2,110	200	518	100	367
HOWARD						
HOWARD CIRCUIT		170		152		95
HOWARD SUPERIOR 1		700		560		350
HOWARD SUPERIOR 2		20		16		10
HOWARD COUNTY	200		100		100	
HOWARD PUBLIC DEFENDER						
TOTAL-COURTS OF RECORD:	200	890	100	728	100	455
GRAND TOTAL COUNTY:	200	890	100	728	100	455
HUNTINGTON						
HUNTINGTON CIRCUIT		420		176		140
HUNTINGTON COUNTY						
TOTAL-COURTS OF RECORD:		420		176		140
ROANOKE TOWN						
TOTAL-CITY AND TOWN:						
GRAND TOTAL COUNTY:		420		176		140
JACKSON						
JACKSON CIRCUIT	1,054	1,680		1,432		90
JACKSON COUNTY						
TOTAL-COURTS OF RECORD:	1,054	1,680		1,432		90
GRAND TOTAL COUNTY:	1,054	1,680		1,432		90

STATE COURT EXPENDITURES
NON-SALARIED PERSONNEL

- - PER DIEM - -

GRAND JURORS	PETIT JURORS	WITNESS FEES	MEDICAL AND PSYCHIATRIC SERVICES	PAUPER ATTORNEY CASE/CASE	OTHER INDIGENT EXPENSES	JUDGE PRO TEM	OTHER	TOTAL NON-SALARY PERSONNEL
	181		398	1,879	1,500	25		3,983
445	1,067		1,448	4,130	5,114	425	4,661	18,711
445	1,067		1,448	4,130	5,114	425	4,661	18,711
44	9,320			32,204	899			49,544
	3,314		413	24,600	1,644		392	33,916
	3,300			29,600	2,000			37,150
44	15,934		413	86,404	4,543		392	120,610
44	15,934		413	86,404	4,543		392	120,610
	13,930		2,465		2,976	450		22,816
	6,000	100	2,000		500	800		10,200
	2,000	25		8,500	100	1,000		11,625
	21,930	125	4,465	8,500	3,576	2,250		44,641
	21,930	125	4,465	8,500	3,576	2,250		44,641
1,877	10,841			9,451	11,141	475		34,202
	3,458			300	3,313	725		9,406
	1,520			2,617				4,183
	800							1,200
1,877	16,619			12,368	14,454	1,200		48,991
1,877	16,619			12,368	14,454	1,200		48,991
	4,275		620	8,943	683	1,500	2,361	19,118
	3,937			20,726		963	497	26,123
	8,212		620	29,669	683	2,463	2,858	45,241
	8,212		620	29,669	683	2,463	2,858	45,241
	6,014		120	5,176	360		354	16,280
	1,457					450		1,907
	7,471		120	5,176	360	450	354	18,187
	7,471		120	5,176	360	450	354	18,187

COURT EXPENDITURES
NON-SALARIED PERSONNEL

PAGE 272

	JUDGES VENUED OUT	JUDGES VENUED IN	COURT REPORTERS VENUED OUT	PER DIEM COURT REPORTERS VENUED IN	BAILIFFS VENUED OUT	BAILIFFS VENUED IN
JASPER						
JASPER CIRCUIT		3,260		2,608		1,630
TOTAL-COURTS OF RECORD:		3,260		2,608		1,630
DEMOTTE TOWN						
WHEATFIELD TOWN						
TOTAL-CITY AND TOWN:						
GRAND TOTAL COUNTY:		3,260		2,608		1,630
JAY						
JAY CIRCUIT						
JAY COUNTY						
TOTAL-COURTS OF RECORD:						
DUNKIRK CITY						
PORTLAND CITY						
TOTAL-CITY AND TOWN:						
GRAND TOTAL COUNTY:						
JEFFERSON						
JEFFERSON CIRCUIT		20		8		
JEFFERSON COUNTY	350					
TOTAL-COURTS OF RECORD:	350	20		8		
GRAND TOTAL COUNTY:	350	20		8		
JENNINGS						
JENNINGS CIRCUIT		1,780		1,352		198
TOTAL-COURTS OF RECORD:		1,780		1,352		198
NORTH VERNON CITY						
TOTAL-CITY AND TOWN:						
GRAND TOTAL COUNTY:		1,780		1,352		198
JOHNSON						
JOHNSON CIRCUIT		2,670		2,160		400
JOHNSON SUPERIOR 1		510		418		255
JOHNSON SUPERIOR 2		200		140		110
TOTAL-COURTS OF RECORD:		3,380		2,718		765
FRANKLIN CITY						
GREENWOOD CITY						
NEW WHITELAND TOWN						
TOTAL-CITY AND TOWN:						
GRAND TOTAL COUNTY:		3,380		2,718		765
KNOX						
KNOX CIRCUIT		500		350		300
KNOX SUPERIOR		554				
KNOX COUNTY						

STATE COURT EXPENDITURES
NON-SALARIED PERSONNEL

- - PER DIEM - -

GRAND JURORS	PETIT JUOKS	WITNESS FEES	MEDICAL AND PSYCHIATRIC SERVICES	PAUPER ATTORNEY CASE/CASE	OTHER INDIGENT EXPENSES	JUDGE PRO TEM	OTHER	<u>TOTAL</u> <u>NON-SALARY</u> <u>PERSONNEL</u>
	11,864			335	788			20,485
	11,864			335	788			20,485
	11,864			335	788			20,485
	6,000	800	1,700	20,000	4,500	850		33,850
	400					275	56	731
	6,400	800	1,700	20,000	4,500	1,125	56	34,581
	6,400	800	1,700	20,000	4,500	1,125	56	34,581
274	1,230		131	41,230		725		43,618
	443			8,237				9,030
274	1,673		131	49,467		725		52,648
274	1,673		131	49,467		725		52,648
	12,275				783			16,388
	12,275				783			16,388
						25		25
						25		25
	12,275				783	25		16,413
	13,415		200		12,915			31,760
	2,611		350		383		100	4,627
	10,060		470	5,540				16,520
	26,086		1,020	5,540	13,298		100	52,907
						350		350
						350		350
	26,086		1,020	5,540	13,298	350	100	53,257
	300	7,500		10,000			500	19,450
1,375	4,262	27		16,233				22,451
	2,500			11,000				13,500

COURT EXPENDITURES
NON-SALARIED PERSONNEL

PAGE 274

	JUDGES		PER DIEM		BAILIFFS	
	VENUED OUT	VENUED IN	COURT REPORTERS VENUED OUT	COURT REPORTERS VENUED IN	VENUED OUT	VENUED IN
TOTAL-COURTS OF RECORD:		1,054		350		300
BICKNELL CITY						
TOTAL-CITY AND TOWN:						
GRAND TOTAL COUNTY:		1,054		350		300
KOSCIUSKO						
KOSCIUSKO ALL COURTS		1,940		160		70
TOTAL-COURTS OF RECORD:		1,940		160		70
GRAND TOTAL COUNTY:		1,940		160		70
LAGRANGE						
LAGRANGE CIRCUIT		1,200		200		
LAGRANGE COUNTY						
TOTAL-COURTS OF RECORD:		1,200		200		
GRAND TOTAL COUNTY:		1,200		200		
LAKE						
LAKE CIRCUIT						
LAKE SUP CIV 1-5						
LAKE SUP JUVENILE						
LAKE SUPERIOR CRIMINAL						
LAKE COUNTY 1	300					
LAKE COUNTY 2						
LAKE COUNTY 3	500					
TOTAL-COURTS OF RECORD:	800					
CROWN POINT CITY						
EAST CHICAGO CITY						
HAMMOND CITY						
HOBART CITY						
LAKE STATION CITY						
WHITING CITY						
TOTAL-CITY AND TOWN:						
GRAND TOTAL COUNTY:	800					
LAPORTE						
LAPORTE CIRCUIT	25	1,180		480		550
LAPORTE SUPERIOR COURT 1		230		184		115
LAPORTE SUPERIOR 2						
LAPORTE SUPERIOR 3						
LAPORTE SUPERIOR 4						
TOTAL-COURTS OF RECORD:	25	1,410		664		665
GRAND TOTAL COUNTY:	25	1,410		664		665
LAWRENCE						
LAWRENCE CIRCUIT						
LAWRENCE SUPERIOR						

STATE COURT EXPENDITURES
NON-SALARIED PERSONNEL

PAGE 275

- - PER DIEM - -

GRAND JURORS	PETIT JURORS	WITNESS FEES	MEDICAL AND PSYCHIATRIC SERVICES	PAUPER ATTORNEY CASE/CASE	OTHER INDIGENT EXPENSES	JUDGE PRO TEM	OTHER	TOTAL NON-SALARY PERSONNEL
1,675	14,262	27		37,233			500	55,401
1,675	14,262	27		37,233			500	55,401
	13,336			67,241		1,150		83,897
	13,336			67,241		1,150		83,897
	13,336			67,241		1,150		83,897
126	103		949	11,653				14,231
	317	44		423		75		859
126	420	44	949	12,076		75		15,090
126	420	44	949	12,076		75		15,090
	1,134							1,134
9,450	284,157						245	293,852
		3,280	30,798				158,903	192,981
	2,000						2,500	4,800
	9,136		705	5,502				15,343
	3,000	2,000						5,500
9,450	299,427	5,280	31,503	5,502			161,648	513,610
						3,000		3,000
							3,500	3,500
						2,500		2,500
						400		400
						100		100
						1,500		1,500
						7,500	3,500	11,000
9,450	299,427	5,280	31,503	5,502		7,500	165,148	524,610
	7,052		664	41,494			180	51,625
294	9,635			53,933	2,641	50		67,082
	1,573		128	9,334		125		11,160
	4,647			25,000		1,000		30,647
	1,185		715	25,000	520	1,185		28,605
294	24,092		1,507	154,761	3,161	2,360	180	189,119
294	24,092		1,507	154,761	3,161	2,360	180	189,119
	6,079		135			575		6,789
	2,089			3,323		439		5,851

COURT EXPENDITURES
NON-SALARIED PERSONNEL

PAGE 276

		PER DIEM			
JUDGES VENUED OUT	JUDGES VENUED IN	COURT REPORTERS VENUED OUT	COURT REPORTERS VENUED IN	BAILIFFS VENUED OUT	BAILIFFS VENUED IN

LAWRENCE COUNTY

TOTAL-COURTS OF RECORD:

GRAND TOTAL COUNTY:

MADISON

MADISON CIRCUIT	150				
MADISON SUPERIOR & COUNTY	620		52		
TOTAL-COURTS OF RECORD:	770		52		
ALEXANDRIA CITY					
ANDERSON CITY					
ELWOOD CITY - NOT REPORTING					
EDGEWOOD TOWN					
TOTAL-CITY AND TOWN:					
GRAND TOTAL COUNTY:	770		52		

MARION

MARION CIRCUIT					
MARION SUP., CIVIL 1	1,070		856		535
MARION SUP., CIVIL 2					
MARION SUP., CIVIL 4					
MARION SUP., CIVIL 5					
MARION SUP., CIVIL 6					
MARION SUP., CIVIL 7					
MARION SUP., JUV. DIV.					
MARION SUP., PROB. DIV.					
MARION SUP., CRIM. 1					
MARION SUP., CRIM. 2					
MARION SUP., CRIM. 3					
MARION SUP., CRIM. 4					
MARION SUP., CRIM. 5					
MARION SUP., CRIM. 6					
MARION MUNICIPAL					
MARION CRIM. PROB.					
MARION COURT SERVICES					
TOTAL-COURTS OF RECORD:	1,070		856		535
CENTER TOWNSHIP					
DECATUR TOWNSHIP					
LAWRENCE TOWNSHIP					
PERRY TOWNSHIP					
PIKE TOWNSHIP					
WARREN TOWNSHIP					
WASHINGTON TOWNSHIP					
WAYNE TOWNSHIP					
TOTAL-SMALL CLAIMS:					
GRAND TOTAL COUNTY:	1,070		856		535

MARSHALL

MARSHALL CIRCUIT	3,700		696		395
------------------	-------	--	-----	--	-----

STATE COURT EXPENDITURES
NON-SALARIED PERSONNEL

-- PER DIEM --

GRAND JURORS	PETIT JURORS	WITNESS FEES	MEDICAL AND PSYCHIATRIC SERVICES	PAUPER ATTORNEY CASE/CASE	OTHER INDIGENT EXPENSES	JUDGE PRO TEM	OTHER	TOTAL NON-SALARY PERSONNEL
	1,100		628	1,840	303	750		4,621
	9,268		763	5,163	303	1,764		17,261
	9,268		763	5,163	303	1,764		17,261
	7,800	20						7,970
4,000	38,880		12,542	50,084	38,659	3,725	1,119	149,681
4,000	46,680	20	12,542	50,084	38,659	3,725	1,119	157,651
987						1,550		2,537
987						1,550		2,537
4,987	46,680	20	12,542	50,084	38,659	5,275	1,119	160,188
								2,461
							54,986	54,986
			510					510
			17,938	23,000	5,317	6,910		53,165
	221,257	92,852		239,220	78,411		16,856	648,596
	221,257	92,852	18,448	262,220	83,728	6,910	71,842	759,718
						1,792		1,792
						325		325
			6,576			500		7,076
						750		750
			6,576			3,367		9,943
	221,257	92,852	25,024	262,220	83,728	10,277	71,842	769,661
	3,986			424	889			10,090

COURT EXPENDITURES
NON-SALARIED PERSONNEL

PAGE 278

	JUDGES VENUED OUT	JUDGES VENUED IN	COURT REPORTERS VENUED OUT	PER DIEM COURT REPORTERS VENUED IN	BAILIFFS VENUED OUT	BAILIFFS VENUED IN
MARSHALL SUPERIOR		1,280		208		125
MARSHALL COUNTY						
MARSHALL PROBATION						
TOTAL-COURTS OF RECORD:		4,980		904		520
PLYMOUTH CITY - UNBUDGETED						
ARGOS TOWN						
TOTAL-CITY AND TOWN:						
GRAND TOTAL COUNTY:		4,980		904		520
MARTIN						
MARTIN CIRCUIT		50		40		
TOTAL-COURTS OF RECORD:		50		40		
LOGOOTEETEE CITY						
TOTAL-CITY AND TOWN:						
GRAND TOTAL COUNTY:		50		40		
MIAMI						
MIAMI CIRCUIT		390		312		170
MIAMI SUPERIOR		2,580		2,116		1,320
MIAMI PROBATION						
MIAMI DRUG & ALCOHOL						
TOTAL-COURTS OF RECORD:		2,970		2,428		1,490
PERU CITY						
BUNKER HILL TOWN						
TOTAL-CITY AND TOWN:						
GRAND TOTAL COUNTY:		2,970		2,428		1,490
MONROE						
MONROE CIR & SUP			3,246			
TOTAL-COURTS OF RECORD:			3,246			
GRAND TOTAL COUNTY:			3,246			
MONTGOMERY						
MONTGOMERY CIRCUIT		160		128		25
MONTGOMERY COUNTY						
MONTGOMERY PROB.						
TOTAL-COURTS OF RECORD:		160		128		25
CRAWFORDSVILLE CITY						
TOTAL-CITY AND TOWN:						
GRAND TOTAL COUNTY:		160		128		25
MORGAN						
MORGAN CIRCUIT	2,720		472		319	
MORGAN SUPERIOR	1,650		184		136	
MORGAN COUNTY						
MORGAN PROB.						

STATE COURT EXPENDITURES
NON-SALARIED PERSONNEL

-- PER DIEM --

GRAND JURORS	PETIT JURORS	WITNESS FEES	MEDICAL AND PSYCHIATRIC SERVICES	PAUPER ATTORNEY CASE/CASE	OTHER INDIGENT EXPENSES	JUDGE PRO TEM	OTHER	TOTAL NON-SALARY PERSONNEL
	8,541			9,093	2,104		550	21,901
	1,264							1,264
	13,791			9,517	2,993		550	33,255
						3,085		3,085
						3,085		3,085
	13,791			9,517	2,993	3,085	550	36,340
	2,150						260	2,500
	2,150						260	2,500
	2,150						260	2,500
			1,025	5,216	958	450		8,521
	3,958			3,931	2,784	650		17,339
			370					370
	3,958		1,395	9,147	3,742	1,100		26,230
						175		175
						175		175
	3,958		1,395	9,147	3,742	1,275		26,405
993	26,299			18,674		3,525	6,133	58,870
993	26,299			18,674		3,525	6,133	58,870
993	26,299			18,674		3,525	6,133	58,870
611	4,096		927	14,433		575	179	21,134
	849	300	74			575		1,798
611	4,945	300	1,001	14,433		1,150	179	22,932
						325		325
						325		325
611	4,945	300	1,001	14,433		1,475	179	23,257
	8,105		113	36,394	8,886	200	280	57,489
	4,065	10	368	22,335	10,584	50		39,382
	3,328			15,040	452	525		19,345

COURT EXPENDITURES
NON-SALARIED PERSONNEL

PAGE 280

	JUDGES VENUED OUT	JUDGES VENUED IN	COURT REPORTERS VENUED OUT	PER DIEM COURT REPORTERS VENUED IN	BAILIFFS VENUED OUT	BAILIFFS VENUED IN
TOTAL-COURTS OF RECORD:	4,370		656		455	
MARTINSVILLE CITY						
MOORESVILLE TOWN						
TOTAL-CITY AND TOWN:						
GRAND TOTAL COUNTY:	4,370		656		455	
NEWTON						
NEWTON CIRCUIT		1,350		584		615
NEWTON SUPERIOR		1,240		272		200
TOTAL-COURTS OF RECORD:		2,590		856		815
GRAND TOTAL COUNTY:		2,590		856		815
NOBLE						
NOBLE CIRCUIT		770		610		335
NOBLE SUPERIOR		1,660		1,336		825
NOBLE COUNTY						
TOTAL-COURTS OF RECORD:		2,430		1,946		1,160
CROMWELL TOWN						
TOTAL-CITY AND TOWN:						
GRAND TOTAL COUNTY:		2,430		1,946		1,160
OHIO						
OHIO SUPERIOR						
TOTAL-COURTS OF RECORD:						
GRAND TOTAL COUNTY:						
ORANGE						
ORANGE CIRCUIT						
ORANGE COUNTY						
TOTAL-COURTS OF RECORD:						
GRAND TOTAL COUNTY:						
OWEN						
OWEN CIRCUIT		310		248		140
TOTAL-COURTS OF RECORD:		310		248		140
GRAND TOTAL COUNTY:		310		248		140
PARKE						
PARKE CIRCUIT		560		173		113
TOTAL-COURTS OF RECORD:		560		173		113
GRAND TOTAL COUNTY:		560		173		113
PERRY						
PERRY CIRCUIT		828		664		65

STATE COURT EXPENDITURES
NON-SALARIED PERSONNEL

-- PER DIEM --									
GRAND JURORS	PETIT JURORS	WITNESS FEES	MEDICAL AND PSYCHIATRIC SERVICES	PAUPER ATTORNEY CASE/CASE	OTHER INDIGENT EXPENSES	JUDGE PRO TEM	OTHER	TOTAL NON-SALARY PERSONNEL	
	15,498	10	481	73,769	19,922	775	280	116,216	
						100	300	400	
	15,498	10	481	73,769	19,922	100	300	400	
						875	580	116,616	
500	7,659		175		429	875		12,187	
	8,260		704		564			11,240	
500	15,919		879		993	875		23,427	
500	15,919		879		993	875		23,427	
	5,198		245	8,171	1,738		19	17,086	
	7,023			5,070	410		77	16,401	
	1,000			410	94			1,504	
	13,221		245	13,651	2,242		96	34,991	
	13,221		245	13,651	2,242		96	34,991	
	332			8,603				8,935	
	332			8,603				8,935	
	332			8,603				8,935	
	3,219		1,029	6,215	108		320	10,891	
	601			2,624			146	3,371	
	3,820		1,029	8,839	108		466	14,262	
	3,820		1,029	8,839	108		466	14,262	
	9,532	80	560	25,141	5,576	650		42,237	
	9,532	80	560	25,141	5,576	650		42,237	
	9,532	80	560	25,141	5,576	650		42,237	
467	2,199		100	41,311				44,923	
467	2,199		100	41,311				44,923	
467	2,199		100	41,311				44,923	
	1,577			27,390				30,524	

COURT EXPENDITURES
NON-SALARIED PERSONNEL

	JUDGES VENUED OUT	JUDGES VENUED IN	COURT REPORTERS VENUED OUT	PER DIEM COURT REPCRTERS VENUED IN	BAILIFFS VENUED OUT	BAILIFFS VENUED IN
TOTAL-COURTS OF RECORD:		828		664		65
CANNELTON CITY						
TELL CITY-CITY						
TOTAL-CITY AND TOWN:						
GRAND TOTAL COUNTY:		828		664		65
PIKE						
PIKE CIRCUIT		500		400		250
TOTAL-COURTS OF RECORD:		500		400		250
GRAND TOTAL COUNTY:		500		400		250
PORTER						
PORTER CIRCUIT		1,900		168		955
PORTER SUP. 1		3,942				
PORTER SUP. 2		2,140		281		600
PORTER COUNTY 1						
TOTAL-COURTS OF RECORD:		7,982		449		1,555
CHESTERTON TOWN						
TOTAL-CITY AND TOWN:						
GRAND TOTAL COUNTY:		7,982		449		1,555
POSEY						
POSEY CIRCUIT	300		200		100	
POSEY COUNTY						
TOTAL-COURTS OF RECORD:	300		200		100	
GRAND TOTAL COUNTY:	300		200		100	
PULASKI						
PULASKI CIRCUIT		70		16		30
TOTAL-COURTS OF RECORD:		70		16		30
GRAND TOTAL COUNTY:		70		16		30
PUTNAM						
PUTNAM CIRCUIT		2,230		1,832		1,105
PUTNAM COUNTY						
TOTAL-COURTS OF RECORD:		2,230		1,832		1,105
GRAND TOTAL COUNTY:		2,230		1,832		1,105
RANDOLPH						
RANDOLPH CIRCUIT		50		16		10
RANDOLPH COUNTY						
TOTAL-COURTS OF RECORD:		50		16		10
WINCHESTER CITY						
UNION CITY-CITY						
TOTAL-CITY AND TOWN:						
GRAND TOTAL COUNTY:		50		16		10

STATE COURT EXPENDITURES
NON-SALARIED PERSONNEL

- - PER DIEM - -

GRAND JURORS	PETIT JURORS	WITNESS FEES	MEDICAL AND PSYCHIATRIC SERVICES	PAUPER ATTORNEY CASE/CASE	OTHER INDIGENT EXPENSES	JUDGE PRO TEM	OTHER	TOTAL NON-SALARY PERSONNEL
	1,577			27,390				30,524
	1,577			27,390				30,524
1,500	10,000			2,000				14,650
1,500	10,000			2,000				14,650
1,500	10,000			2,000				14,650
150	5,200		300	19,500	800	125		29,098
	16,635		1,463	24,333				46,373
	10,389		210	23,478	23,511	75	1,060	61,744
	2,532		100		25			2,657
150	34,756		2,073	67,311	24,336	200	1,060	139,872
150	34,756		2,073	67,311	24,336	200	1,060	139,872
500	8,500			20,000	400			30,000
	1,122				122			1,244
500	9,622			20,000	522			31,244
500	9,622			20,000	522			31,244
1,143	1,701	177	260	22,315	718			26,430
1,143	1,701	177	260	22,315	718			26,430
1,143	1,701	177	260	22,315	718			26,430
	2,729			17,459		500		25,855
	2,910	3		2,998	225			6,136
	5,639	3		20,457	225	500		31,991
	5,639	3		20,457	225	500		31,991
	3,357		865	20,173				24,471
	1,079	600		7,282	196			9,157
	4,436	600	865	27,455	196			33,628
	4,436	600	865	27,455	196			33,628

COURT EXPENDITURES
NON-SALARIED PERSONNEL

	PER DIEM		BAILIFFS			
	JUDGES VENUED OUT	JUDGES VENUED IN	COURT REPORTERS VENUED OUT	COURT REPORTERS VENUED IN	BAILIFFS VENUED OUT	BAILIFFS VENUED IN
RIPLEY						
RIPLEY CIRCUIT		1,000	500			200
TOTAL-COURTS OF RECORD:		1,000	500			200
BATESVILLE CITY						
VERSAILLES TOWN						
TOTAL-CITY AND TOWN:						
GRAND TOTAL COUNTY:		1,000	500			200
RUSH						
RUSH CIRCUIT						
RUSH COUNTY						
TOTAL-COURTS OF RECORD:						
GRAND TOTAL COUNTY:						
ST. JOSEPH						
ST JOSEPH CIRCUIT		340		272		170
ST JOSEPH PROB/JUV						
ST JOSEPH SUPERIOR						
TOTAL-COURTS OF RECORD:		340		272		170
WALKERTON TOWN						
TOTAL-CITY AND TOWN:						
GRAND TOTAL COUNTY:		340		272		170
SCOTT						
SCOTT CIRCUIT	760		608		340	
SCOTT COUNTY						
TOTAL-COURTS OF RECORD:	760		608		340	
GRAND TOTAL COUNTY:	760		608		340	
SHELBY						
SHELBY CIRCUIT		2,608				
SHELBY SUPERIOR		710		160		95
SHELBY COUNTY						
SHELBY CIR & SUP PROB.						
TOTAL-COURTS OF RECORD:		3,318		160		95
GRAND TOTAL COUNTY:		3,318		160		95
SPENCER						
SPENCER CIRCUIT		540		432		270
TOTAL-COURTS OF RECORD:		540		432		270
ROCKPORT CITY						
TOTAL-CITY AND TOWN:						
GRAND TOTAL COUNTY:		540		432		270
STARKE						
STARKE CIRCUIT		1,660		352		840

STATE COURT EXPENDITURES
NON-SALARIED PERSONNEL

- - PER DIEM - -

GRAND JURORS	PETIT JURORS	WITNESS FEES	MEDICAL AND PSYCHIATRIC SERVICES	PAUPER ATTORNEY CASE/CASE	OTHER INDIGENT EXPENSES	JUDGE PRO TEM	OTHER	TOTAL NON-SALARY PERSONNEL
500	10,000			13,579	1,000	500		27,279
500	10,000			13,579	1,000	500		27,279
500	10,000			13,579	1,000	500		27,279
	563		100	1,272	402			2,337
				456				456
	563		100	1,728	402			2,793
	563		100	1,728	402			2,793
1,859	4,861					250		7,752
	500					575		1,075
	73,636					2,050	2,452	78,138
1,859	78,997					2,875	2,452	86,965
1,859	78,997					2,875	2,452	86,965
2,624	2,105				296	250		6,983
	453			9,289				9,742
2,624	2,558			9,289	296	250		16,725
2,624	2,558			9,289	296	250		16,725
2,242	3,891			2,250	121			8,870
	6,510		1,715	21,742	6,042	175		39,391
	1,264				811			2,075
2,242	11,665		1,715	23,992	6,974	175		50,336
2,242	11,665		1,715	23,992	6,974	175		50,336
	599	188	88	21,489	367			23,973
	599	188	88	21,489	367			23,973
					1,986			1,986
					1,986			1,986
	599	188	88	21,489	2,353			25,959
	10,777		192	23,172	1,456			38,449

COURT EXPENDITURES
NON-SALARIED PERSONNEL

PAGE 286

	JUDGES		PER DIEM		BAILIFFS	
	VENUED OUT	VENUED IN	COURT REPORTERS VENUED OUT	COURT REPORTERS VENUED IN	VENUED OUT	VENUED IN
TOTAL-COURTS OF RECORD: KNOX CITY		1,660		352		840
TOTAL-CITY AND TOWN: GRAND TOTAL COUNTY:		1,660		352		840
STEUBEN						
STEUBEN CIRCUIT		480		120		35
STEUBEN COUNTY						
TOTAL-COURTS OF RECORD: FREMONT TOWN		480		120		35
TOTAL-CITY AND TOWN: GRAND TOTAL COUNTY:		480		120		35
SULLIVAN						
SULLIVAN CIRCUIT	1,950		1,576		970	
SULLIVAN COUNTY						
TOTAL-COURTS OF RECORD: GRAND TOTAL COUNTY:	1,950		1,576		970	
	1,950		1,576		970	
SWITZERLAND						
SWITZERLAND CIRCUIT						
SWITZERLAND SUPERIOR						
TOTAL-COURTS OF RECORD: GRAND TOTAL COUNTY:						
TIPPECANOE						
TIPPECANOE CIRCUIT						
TIPPECANOE SUP 1						
TIPPECANOE SUP 2						
TIPPECANOE COUNTY 1						
TIPPECANOE COUNTY 2						
TIPPECANOE PUBLIC DEFENDER						
TOTAL-COURTS OF RECORD: WEST LAFAYETTE CITY						
TOTAL-CITY AND TOWN: GRAND TOTAL COUNTY:						
TIPTON						
TIPTON CIRCUIT		430		224		40
TOTAL-COURTS OF RECORD: TIPTON CITY		430		224		40
SHARPSVILLE TOWN						
TOTAL-CITY AND TOWN: GRAND TOTAL COUNTY:		430		224		40
UNION						
UNION CIRCUIT		100		80		10
TOTAL-COURTS OF RECORD: GRAND TOTAL COUNTY:		100		80		10
		100		80		10

STATE COURT EXPENDITURES
NON-SALARIED PERSONNEL

-- PER DIEM --

GRAND JURORS	PETIT JURORS	WITNESS FEES	MEDICAL AND PSYCHIATRIC SERVICES	PAUPER ATTORNEY CASE/CASE	OTHER INDIGENT EXPENSES	JUDGE PRO TEM	OTHER	TOTAL NON-SALARY PERSONNEL
	10,777		192	23,172	1,456			38,449
	600					1,050		1,650
	600					1,050		1,650
	11,377		192	23,172	1,456	1,050		40,099
	2,883		453	6,956	1,632			12,559
	339	20		3,366				3,725
	3,222	20	453	10,322	1,632			16,284
	3,222	20	453	10,322	1,632			16,284
129	7,315			2,810	86	75	743	15,654
	177					450		627
129	7,492			2,810	86	525	743	16,281
129	7,492			2,810	86	525	743	16,281
	450			18,754				19,204
	450			18,754				19,204
	450			18,754				19,204
2,487	1,672		914		974	450		4,010
	16,941	2,050				1,050		22,528
	1,087			423	846	650		3,006
	3,614					1,400		5,014
	1,603	500	52	6,425	68	1,550		10,198
2,487	24,917	2,550	966	6,848	1,888	5,100		44,756
						25		25
						25		25
2,487	24,917	2,550	966	6,848	1,888	5,125		44,781
	4,109			10,650		800	2,250	18,503
	4,109			10,650		800	2,250	18,503
						25		25
						25		25
	4,109			10,650		825	2,250	18,528
	2,161		200	6,636		25		9,212
	2,161		200	6,636		25		9,212
	2,161		200	6,636		25		9,212

COURT EXPENDITURES
NON-SALARIED PERSONNEL

PAGE 288

	PER DIEM		
JUDGES VENUED OUT	JUDGES VENUED IN	COURT REPORTERS VENUED OUT	COURT REPORTERS VENUED IN
		BAILIFFS VENUED OUT	BAILIFFS VENUED IN
VANDERBURGH			
VANDERBURGH CIRCUIT			
VANDERBURGH SUPERIOR			
TOTAL-COURTS OF RECORD:			
GRAND TOTAL COUNTY:			
VERMILLION			
VERMILLION CIRCUIT	1,430		1,146
TOTAL-COURTS OF RECORD:	1,430		1,146
CLINTON CITY			
TOTAL-CITY AND TOWN:			
GRAND TOTAL COUNTY:	1,430		1,146
VIGO			
VIGO ALL COURTS			
TOTAL-COURTS OF RECORD:			
TERRE HAUTE CITY-NOT REPORTI			
TOTAL-CITY AND TOWN:			
GRAND TOTAL COUNTY:			
WABASH			
WABASH CIRCUIT	540		488
WABASH COUNTY			
TOTAL-COURTS OF RECORD:	540		488
WABASH CITY			
NORTH MANCHESTER TOWN			
TOTAL-CITY AND TOWN:			
GRAND TOTAL COUNTY:	540		488
WARREN			
WARREN CIRCUIT	560		480
TOTAL-COURTS OF RECORD:	560		480
GRAND TOTAL COUNTY:	560		480
WARRICK			
WARRICK CIRCUIT	1,250		1,024
WARRICK SUPERIOR	690		576
TOTAL-COURTS OF RECORD:	1,940		1,600
GRAND TOTAL COUNTY:	1,940		1,600
WASHINGTON			
WASHINGTON CIRCUIT	600		500
TOTAL-COURTS OF RECORD:	600		500
SALEM CITY			
TOTAL-CITY AND TOWN:			
GRAND TOTAL COUNTY:	600		500

STATE COURT EXPENDITURES
NON-SALARIED PERSONNEL

- - PER DIEM - -

GRAND JURORS	PETIT JURORS	WITNESS FEES	MEDICAL AND PSYCHIATRIC SERVICES	PAUPER ATTORNEY CASE/CASE	OTHER INDIGENT EXPENSES	JUDGE PRO TEM	OTHER	TOTAL NON-SALARY PERSONNEL
7,836	45,112	650	709	36,745	17,123	100	16,565	124,840
31,493				19,633	13,357	1,000		65,483
39,329	45,112	650	709	56,378	30,480	1,100	16,565	190,323
39,329	45,112	650	709	56,378	30,480	1,100	16,565	190,323
	9,585		1,764	32,651	3,762			51,053
	9,585		1,764	32,651	3,762			51,053
						500	90	590
						500	90	590
	9,585		1,764	32,651	3,762	500	90	51,643
2,074	26,573	105	486	13,194	8,856	2,100		53,388
2,074	26,573	105	486	13,194	8,856	2,100		53,388
2,074	26,573	105	486	13,194	8,856	2,100		53,388
	6,363		750		2,500	675		11,610
	696	50	185			1,075		2,006
	7,059	50	935		2,500	1,750		13,616
						400		400
						25		25
						425		425
	7,059	50	935		2,500	2,175		14,041
	5,881	128		18,314				25,663
	5,881	128		18,314				25,663
	5,881	128		18,314				25,663
	4,163		2,661	11,305	72	125		21,175
	2,907	990		3,150	4,199	300		12,997
	7,070	990	2,661	14,455	4,271	425		34,172
	7,070	990	2,661	14,455	4,271	425		34,172
1,000	20,000	300		12,000				34,750
1,000	20,000	300		12,000				34,750
1,000	20,000	300		12,000				34,750

COURT EXPENDITURES
NON-SALARIED PERSONNEL

PAGE 290

	JUDGES VENUED OUT	JUDGES VENUED IN	COURT REPORTERS VENUED OUT	PER DIEM COURT REPORTERS VENUED IN	BAILIFFS VENUED OUT	BAILIFFS VENUED IN
WAYNE						
WAYNE CIRCUIT		120		96		
WAYNE SUPERIOR 1		110		88		55
WAYNE SUPERIOR 2		210		112		70
WAYNE SUPERIOR 3						
WAYNE PROB.						
WAYNE PUBLIC DEFENDER						
WAYNE SCHEDULING OFFICE						
TOTAL-COURTS OF RECORD:		440		296		125
HAGERSTOWN TOWN						
TOTAL-CITY AND TOWN:						
GRAND TOTAL COUNTY:		440		296		125
WELLS						
WELLS CIRCUIT		980		296		60
WELLS SUPERIOR						
TOTAL-COURTS OF RECORD:		980		296		60
BLUFFTON CITY						
TOTAL-CITY AND TOWN:						
GRAND TOTAL COUNTY:		980		296		60
WHITE						
WHITE CIRCUIT		430		344		215
WHITE SUPERIOR						
TOTAL-COURTS OF RECORD:		430		344		215
MONON TOWN						
TOTAL-CITY AND TOWN:						
GRAND TOTAL COUNTY:		430		344		215
WHITLEY						
WHITLEY CIRCUIT		1,970		288		110
WHITLEY SUPERIOR		20				
TOTAL-COURTS OF RECORD:		1,990		288		110
GRAND TOTAL COUNTY:		1,990		288		110
GRAND TOTAL-COURTS OF RECORD:	18,562	118,332	10,746	58,527	4,245	35,271
GRAND TOTAL-CITY AND TOWN:	500					
GRAND TOTAL-SMALL CLAIM:						
GRAND TOTAL :	19,062	118,332	10,746	58,527	4,245	35,271

STATE COURT EXPENDITURES
NON-SALARIED PERSONNEL.

- - PER DIEM - -

GRAND JURORS	PETIT JURORS	WITNESS FEES	MEDICAL AND PSYCHIATRIC SERVICES	PAUPER ATTORNEY CASE/CASE	OTHER INDIGENT EXPENSES	JUDGE PRO TEM	OTHER	TOTAL NON-SALARY PERSONNEL
	4,112	100	60	10,929			513	15,930
462	5,407		120	1,930			600	8,772
616	1,189		695	3,656			1,087	7,635
	245			11,450		675		12,370
		1,888			944			2,832
1,078	10,953	1,988	875	27,965	944	675	2,200	47,539
1,078	10,953	1,988	875	27,965	944	675	2,200	47,539
277	2,771				218	800		5,402
	3,507		281		496	400		4,684
277	6,278		281		714	1,200		10,086
277	6,278		281		714	1,200		10,086
	2,121			1,670		575		5,355
	1,950	74	449	20,067		575		23,115
	4,071	74	449	21,737		1,150		28,470
	4,071	74	449	21,737		1,150		28,470
	5,461		99	6,400				14,328
	2,403		1,018	36,190		175		39,806
	7,864		1,117	42,590		175		54,134
	7,864		1,117	42,590		175		54,134
112,991	1,640,057	123,260	187,079	2,409,868	393,253	80,233	292,571	5,484,995
987	1,450			6,933	1,986	21,010	3,931	36,797
			6,576			3,367		9,943
113,978	1,641,507	123,260	193,655	2,416,801	395,239	104,610	296,502	5,531,735

STATE COURT EXPENDITURES
SUMMATION OF EXPENSES

	<u>TOTAL</u> <u>PERSONNEL</u> <u>SERVICES</u>	<u>TOTAL</u> <u>SUPPLIES</u>	RENTALS	LODGING & MEALS FOR JURORS
ADAMS				
ADAMS CIRCUIT	70,292	2,868		2,154
ADAMS SUPERIOR	92,639	2,313	5,204	
ADAMS PROB	70,950	750		
TOTAL-COURTS OF RECORD:	233,881	5,931	5,204	2,154
GRAND TOTAL COUNTY:	233,881	5,931	5,204	2,154
ALLEN				
ALLEN CIRCUIT	737,842	5,660		3,000
ALLEN SUPERIOR	1,584,033	17,454	21,350	1,498
TOTAL-COURTS OF RECORD:	2,321,875	23,114	21,350	4,498
GRAND TOTAL COUNTY:	2,321,875	23,114	21,350	4,498
BARTHOLOMEW				
BARTHOLOMEW CIRCUIT	190,913	6,606		970
BARTHOLOMEW SUPERIOR 1	62,753	4,123		56
BARTHOLOMEW COUNTY	169,013	18,497		
TOTAL-COURTS OF RECORD:	422,679	29,226		1,026
GRAND TOTAL COUNTY:	422,679	29,226		1,026
BENTON				
BENTON CIRCUIT	72,680	837		712
TOTAL-COURTS OF RECORD:	72,680	837		712
GRAND TOTAL COUNTY:	72,680	837		712
BLACKFORD				
BLACKFORD CIRCUIT	114,285	2,764		544
TOTAL-COURTS OF RECORD:	114,285	2,764		544
HARTFORD CITY-CITY	11,350			
MONTPELIER CITY	2,600			
TOTAL-CITY AND TOWN:	13,950			
GRAND TOTAL COUNTY:	128,235	2,764		544
BOONE				
BOONE CIRCUIT	128,286	2,559		5,173
BOONE SUPERIOR 1	76,225	3,035		2,135
BOONE SUPERIOR 2	75,693	2,000		323
TOTAL-COURTS OF RECORD:	280,204	7,594		7,631
LEBANON CITY	7,967			
THORNTOWN TOWN	10,848			
ZIONSVILLE TOWN	7,000			
JAMESTOWN TOWN	1,960			
TOTAL-CITY AND TOWN:	27,775			
GRAND TOTAL COUNTY:	307,979	7,594		7,631

COURT EXPENDITURES
SUMMATION OF EXPENSES

PAGE 293

OTHER SERVICES & CHARGES	<u>TOTAL SERVICES</u>	LAW BOOKS	OTHER CAPITAL OUTLAYS	<u>TOTAL CAPITAL OUTLAYS</u>	<u>TOTAL EXPENDITURES</u>
1,791	3,945	11,375	2,547	13,922	91,027
5,309	10,513	1,278	7,976	9,254	114,719
1,936	1,936				73,636
9,036	16,394	12,653	10,523	23,176	279,382
9,036	16,394	12,653	10,523	23,176	279,382
22,334	25,334	29,000		29,000	797,836
136,018	158,866	7,835	42,309	50,144	1,810,497
158,352	184,200	36,835	42,309	79,144	2,608,333
158,352	184,200	36,835	42,309	79,144	2,608,333
6,855	7,825	13,337	5,153	18,490	223,834
1,423	1,479		1,341	1,341	69,696
11,173	11,173		13,141	13,141	211,824
19,451	20,477	13,337	19,635	32,972	505,354
19,451	20,477	13,337	19,635	32,972	505,354
9,792	10,504	13,202	4,983	18,185	102,206
9,792	10,504	13,202	4,983	18,185	102,206
9,792	10,504	13,202	4,983	18,185	102,206
3,592	4,136	11,423	5,592	17,015	138,200
3,592	4,136	11,423	5,592	17,015	138,200
					11,350
1,050	1,050				3,650
1,050	1,050				15,000
4,642	5,186	11,423	5,592	17,015	153,200
3,231	8,404	17,505	3,327	20,832	160,081
3,272	5,407	1,618	7,194	8,812	93,479
1,383	1,706	940	8,118	9,058	88,457
7,886	15,517	20,063	18,639	38,702	342,017
1,030	1,030				8,997
					10,848
					7,000
					1,960
1,030	1,030				28,805
8,916	16,547	20,063	18,639	38,702	370,822

STATE COURT EXPENDITURES
SUMMATION OF EXPENSES

PAGE 294

	<u>TOTAL</u> <u>PERSONNEL</u> <u>SERVICES</u>	<u>TOTAL</u> <u>SUPPLIES</u>	RENTALS	LODGING & MEALS FOR JURORS
BROWN				
BROWN CIRCUIT	110,849	1,800	900	1,300
TOTAL-COURTS OF RECORD:	110,849	1,800	900	1,300
GRAND TOTAL COUNTY:	110,849	1,800	900	1,300
CARROLL				
CARROLL CIRCUIT	123,696	3,176		1,078
TOTAL-COURTS OF RECORD:	123,696	3,176		1,078
DELPHI CITY	1,137	312		
BURLINGTON TOWN	2,100	46		
TOTAL-CITY AND TOWN:	3,237	358		
GRAND TOTAL COUNTY:	126,933	3,534		1,078
CASS				
CASS CIRCUIT	178,157	2,711	20	1,000
CASS SUPERIOR	57,911	1,230	105	650
TOTAL-COURTS OF RECORD:	236,068	3,941	125	1,650
GRAND TOTAL COUNTY:	236,068	3,941	125	1,650
CLARK				
CLARK CIRCUIT	148,631	876	660	983
CLARK SUPERIOR 1	200,659	5,331	1,940	2,268
CLARK SUPERIOR 2	52,881	2,681	1,162	592
CLARK COUNTY	83,615	1,200		100
TOTAL-COURTS OF RECORD:	485,786	10,088	3,762	3,943
CHARLESTOWN CITY	4,144			
JEFFERSONVILLE CITY	100,127	333		
CLARKSVILLE TOWN	46,386	421	219	
TOTAL-CITY AND TOWN:	150,657	754	219	
GRAND TOTAL COUNTY:	636,443	10,842	3,981	3,943
CLAY				
CLAY CIRCUIT	84,382	3,500	2,979	6,250
CLAY SUPERIOR	59,250	2,000		500
TOTAL-COURTS OF RECORD:	143,632	5,500	2,979	6,750
GRAND TOTAL COUNTY:	143,632	5,500	2,979	6,750
CLINTON				
CLINTON CIRCUIT	84,655	1,267		712
CLINTON COUNTY	67,810	978	1,224	172
TOTAL-COURTS OF RECORD:	152,465	2,245	1,224	884
FRANKFORT CITY	8,300	613		
TOTAL-CITY AND TOWN:	8,300	613		
GRAND TOTAL COUNTY:	160,765	2,858	1,224	884

COURT EXPENDITURES
SUMMATION OF EXPENSES

OTHER SERVICES & CHARGES	<u>TOTAL</u> <u>SERVICES</u>	LAW BOOKS	OTHER CAPITAL OUTLAYS	<u>TOTAL</u> <u>CAPITAL</u> <u>OUTLAYS</u>	<u>TOTAL</u> <u>EXPENDITURES</u>
4,090	6,290	3,000	5,631	8,631	127,570
4,090	6,290	3,000	5,631	8,631	127,570
4,090	6,290	3,000	5,631	8,631	127,570
3,985	5,063	13,341		13,341	145,276
3,985	5,063	13,341		13,341	145,276
					1,449
					2,146
					3,595
3,985	5,063	13,341		13,341	148,871
5,213	6,233	19,340	2,490	21,830	208,931
2,803	3,558	3,096		3,096	65,795
8,016	9,791	22,436	2,490	24,926	274,726
8,016	9,791	22,436	2,490	24,926	274,726
415	2,058	4,811		4,811	156,376
2,181	6,389				212,379
1,281	3,035	2,627		2,627	61,224
1,075	1,175	1,000		1,000	86,990
4,952	12,657	8,438		8,438	516,969
250	250				4,394
2,579	2,579		207	207	103,246
3,859	4,078				50,885
6,688	6,907		207	207	158,525
11,640	19,564	8,438	207	8,645	675,494
8,433	17,662	4,524	3,000	7,524	113,068
3,315	3,815	525	2,000	2,525	67,590
11,748	21,477	5,049	5,000	10,049	180,658
11,748	21,477	5,049	5,000	10,049	180,658
4,444	5,156	11,442	1,710	13,152	104,230
6,540	7,936	1,424	530	1,954	78,678
10,984	13,092	12,866	2,240	15,106	182,908
					8,913
					8,913
10,984	13,092	12,866	2,240	15,106	191,821

STATE COURT EXPENDITURES
SUMMATION OF EXPENSES

PAGE 296

	<u>TOTAL</u> <u>PERSONNEL</u> <u>SERVICES</u>	<u>TOTAL</u> <u>SUPPLIES</u>	RENTALS	LODGING & MEALS FOR JURORS
CRAWFORD				
CRAWFORD CIRCUIT	68,008	4,813		900
TOTAL-COURTS OF RECORD:	68,008	4,813		900
GRAND TOTAL COUNTY:	68,008	4,813		900
DAVISS				
DAVISS CIRCUIT	99,723	1,884		733
DAVISS COUNTY	39,850			
TOTAL-COURTS OF RECORD:	139,573	1,884		733
GRAND TOTAL COUNTY:	139,573	1,884		733
DEARBORN				
DEARBORN CIRCUIT	102,295	2,499		1,597
DEARBORN COUNTY	58,717	2,224	936	633
TOTAL-COURTS OF RECORD:	161,012	4,723	936	2,230
AURORA CITY	7,980	3,000		
LAWRENCEBURG CITY	17,540	5,931	1,200	
TOTAL-CITY AND TOWN:	25,520	8,931	1,200	
GRAND TOTAL COUNTY:	186,532	13,654	2,136	2,230
DECATUR				
DECATUR CIRCUIT	91,605	8,493		296
DECATUR COUNTY	50,219	1,334		24
TOTAL-COURTS OF RECORD:	141,824	9,827		320
GRAND TOTAL COUNTY:	141,824	9,827		320
DEKALB				
DEKALB CIRCUIT	160,578	1,813		82
DEKALB SUPERIOR	62,162	3,386	2,476	33
TOTAL-COURTS OF RECORD:	222,740	5,199	2,476	115
BUTLER CITY	1,500	200		
TOTAL-CITY AND TOWN:	1,500	200		
GRAND TOTAL COUNTY:	224,240	5,399	2,476	115
DELAWARE				
DELAWARE ALL COURTS	1,157,520	22,897		1,548
TOTAL-COURTS OF RECORD:	1,157,520	22,897		1,548
YORKTOWN TOWN	10,200	2,075		
TOTAL-CITY AND TOWN:	10,200	2,075		
GRAND TOTAL COUNTY:	1,167,720	24,972		1,548
DUBOIS				
DUBOIS CIRCUIT	56,254	3,232		335
DUBOIS SUPERIOR	50,334	3,768		81
TOTAL-COURTS OF RECORD:	106,588	7,000		416
GRAND TOTAL COUNTY:	106,588	7,000		416

COURT EXPENDITURES
SUMMATION OF EXPENSES

OTHER SERVICES & CHARGES	<u>TOTAL</u> <u>SERVICES</u>	LAW BOOKS	OTHER CAPITAL OUTLAYS	<u>TOTAL</u> <u>CAPITAL</u> <u>OUTLAYS</u>	<u>TOTAL</u> <u>EXPENDITURES</u>
7,162	8,062	3,600	4,708	8,308	89,191
7,162	8,062	3,600	4,708	8,308	89,191
7,162	8,062	3,600	4,708	8,308	89,191
2,051	2,784	4,896	948	5,844	110,235
1,282	1,282	492	2,363	2,855	43,987
3,333	4,066	5,388	3,311	8,699	154,222
3,333	4,066	5,388	3,311	8,699	154,222
5,074	6,671	13,981	2,617	16,598	128,063
2,172	3,741	1,223	3,844	5,067	69,749
7,246	10,412	15,204	6,461	21,665	197,812
500	500				11,480
1,574	2,774				26,245
2,074	3,274				37,725
9,320	13,686	15,204	6,461	21,665	235,537
3,090	3,386		3,077	3,077	106,561
2,603	2,627	358	848	1,206	55,386
5,693	6,013	358	3,925	4,283	161,947
5,693	6,013	358	3,925	4,283	161,947
15,274	15,356	11,525	760	12,285	190,032
4,237	6,746	475		475	72,769
19,511	22,102	12,000	760	12,760	262,801
					1,700
					1,700
19,511	22,102	12,000	760	12,760	264,501
39,756	41,304	25,055	2,120	27,175	1,248,896
39,756	41,304	25,055	2,120	27,175	1,248,896
795	795				13,070
795	795				13,070
40,551	42,099	25,055	2,120	27,175	1,261,966
2,999	3,334	5,755	762	6,517	69,337
6,397	6,478	1,626		1,626	62,206
9,396	9,812	7,381	762	8,143	131,543
9,396	9,812	7,381	762	8,143	131,543

STATE COURT EXPENDITURES
SUMMATION OF EXPENSES

PAGE 298

	<u>TOTAL</u> <u>PERSONNEL</u> <u>SERVICES</u>	<u>TOTAL</u> <u>SUPPLIES</u>	RENTALS	LODGING & MEALS FOR JURORS
ELKHART				
ELKHART CIRCUIT	195,584	2,478	2,448	551
ELKHART SUPERIOR 1	106,797	1,522	2,290	1,088
ELKHART SUPERIOR 2	89,108	3,992	5,850	350
ELKHART SUPERIOR 3	66,478	2,794	1,430	92
ELKHART COUNTY - ELKHART	84,544	3,271		
ELKHART COUNTY -GOSHEN	99,063	2,950	1,700	300
ELKHART PROBATION	782,665	4,650		
TOTAL-COURTS OF RECORD:	1,424,239	21,657	13,718	2,381
ELKHART CITY	121,552	12,943	1,698	
GOSHEN CITY	60,525	5,011		10
NAPPANEE CITY	8,400	500		
TOTAL-CITY AND TOWN:	190,477	18,454	1,698	10
GRAND TOTAL COUNTY:	1,614,716	40,111	15,416	2,391
FAYETTE				
FAYETTE CIRCUIT	104,780	2,563		163
FAYETTE COUNTY	58,677	1,739		
TOTAL-COURTS OF RECORD:	163,457	4,302		163
GRAND TOTAL COUNTY:	163,457	4,302		163
FLOYD				
FLOYD CIRCUIT	122,430	6,000		
FLOYD SUPERIOR	113,137	3,052	668	
FLOYD COUNTY	77,758	1,189		
FLOYD CIRCUIT PROB	75,597	1,800	249	
TOTAL-COURTS OF RECORD:	388,922	12,041	917	
GRAND TOTAL COUNTY:	388,922	12,041	917	
FOUNTAIN				
FOUNTAIN CIRCUIT	82,105	1,650		1,500
TOTAL-COURTS OF RECORD:	82,105	1,650		1,500
ATTICA CITY	15,576	1,982		
TOTAL-CITY AND TOWN:	15,576	1,982		
GRAND TOTAL COUNTY:	97,681	3,632		1,500
FRANKLIN				
FRANKLIN CIRCUIT	57,718	2,550	819	488
TOTAL-COURTS OF RECORD:	57,718	2,550	819	488
GRAND TOTAL COUNTY:	57,718	2,550	819	488
FULTON				
FULTON CIRCUIT	107,238	2,496		1,643
FULTON COUNTY	40,382	1,254		420
TOTAL-COURTS OF RECORD:	147,620	3,750		2,063
GRAND TOTAL COUNTY:	147,620	3,750		2,063

COURT EXPENDITURES
SUMMATION OF EXPENSES

OTHER SERVICES & CHARGES	<u>TOTAL</u> <u>SERVICES</u>	LAW BOOKS	OTHER CAPITAL OUTLAYS	<u>TOTAL</u> <u>CAPITAL</u> <u>OUTLAYS</u>	<u>TOTAL</u> <u>EXPENDITURES</u>
302,396	305,395		17,957	17,957	521,414
2,839	6,217	15,572		15,572	130,108
2,562	8,762	1,950		1,950	103,812
2,082	3,604	5,816	11,909	17,725	90,601
8,764	8,764				96,579
6,335	8,335	850	700	1,550	111,898
29,900	29,900		5,075	5,075	822,290
354,878	370,977	24,188	35,641	59,829	1,876,702
24,175	25,873		2,750	2,750	163,118
1,388	1,398	678	1,295	1,973	68,907
700	700		150	150	9,750
26,263	27,971	678	4,195	4,873	241,775
381,141	398,948	24,866	39,836	64,702	2,118,477
2,514	2,677	10,239	1,585	11,824	121,844
1,171	1,171	967	1,856	2,823	64,410
3,685	3,848	11,206	3,441	14,647	186,254
3,685	3,848	11,206	3,441	14,647	186,254
5,055	5,055	9,000	500	9,500	142,985
1,207	1,875	3,033	4,749	7,782	125,846
997	997	766		766	80,710
1,970	2,219		343	343	79,959
9,229	10,146	12,799	5,592	18,391	429,500
9,229	10,146	12,799	5,592	18,391	429,500
4,750	6,250	10,000	500	10,500	100,505
4,750	6,250	10,000	500	10,500	100,505
					17,558
					17,558
4,750	6,250	10,000	500	10,500	118,063
4,696	6,003	3,642	1,756	5,398	71,669
4,696	6,003	3,642	1,756	5,398	71,669
4,696	6,003	3,642	1,756	5,398	71,669
6,024	7,667	10,345	13,264	23,609	141,010
2,951	3,371				45,007
8,975	11,038	10,345	13,264	23,609	186,017
8,975	11,038	10,345	13,264	23,609	186,017

STATE COURT EXPENDITURES
SUMMATION OF EXPENSES

PAGE 300

	<u>TOTAL</u> <u>PERSONNEL</u> <u>SERVICES</u>	<u>TOTAL</u> <u>SUPPLIES</u>	RENTALS	LODGING & MEALS FOR JURORS
GIBSON				
GIBSON CIRCUIT	107,521	2,595	3,586	1,499
GIBSON SUPERIOR	57,259	941		71
TOTAL-COURTS OF RECORD:	164,780	3,536	3,586	1,570
GRAND TOTAL COUNTY:	164,780	3,536	3,586	1,570
GRANT				
GRANT CIRCUIT	78,227	1,200		730
GRANT SUPERIOR 1	65,525	899		297
GRANT SUPERIOR 2	102,277	1,551		838
GRANT COUNTY	120,147	2,500	1,200	
GRANT CIR & SUP PROB	143,698	2,163	8,985	
TOTAL-COURTS OF RECORD:	509,874	8,313	10,185	1,865
GAS CITY-CITY	14,300	2,138		
MARION CITY	26,245	1,362		
TOTAL-CITY AND TOWN:	40,545	3,500		
GRAND TOTAL COUNTY:	550,419	11,813	10,185	1,865
GREENE				
GREENE CIRCUIT	97,947	1,731		465
GREENE COUNTY	48,844	1,099		196
TOTAL-COURTS OF RECORD:	146,791	2,830		661
GRAND TOTAL COUNTY:	146,791	2,830		661
HAMILTON				
HAMILTON CIRCUIT	234,746	6,792		3,000
HAMILTON SUPERIOR 1	161,182	3,204	1,649	2,148
HAMILTON SUPERIOR 2	153,118	3,858	14,516	2,361
HAMILTON COUNTY	188,710	3,500	12,067	800
HAMILTON CIR & SUP PROB	117,666	5,525		
TOTAL-COURTS OF RECORD:	855,422	22,879	28,232	8,309
CARMEL CITY	33,327	1,643		
NOBLESVILLE CITY	25,218	2,814		
TOTAL-CITY AND TOWN:	58,545	4,457		
GRAND TOTAL COUNTY:	913,967	27,336	28,232	8,309
HANCOCK				
HANCOCK CIRCUIT	81,439	1,824		746
HANCOCK SUPERIOR	103,151	1,804		2,044
HANCOCK COUNTY	81,385	1,999		101
TOTAL-COURTS OF RECORD:	265,975	5,627		2,891
GRAND TOTAL COUNTY:	265,975	5,627		2,891
HARRISON				
HARRISON CIRCUIT	78,544		448	92

COURT EXPENDITURES
SUMMATION OF EXPENSES

OTHER SERVICES & CHARGES	<u>TOTAL</u> <u>SERVICES</u>	LAW BOOKS	OTHER CAPITAL OUTLAYS	<u>TOTAL</u> <u>CAPITAL</u> <u>OUTLAYS</u>	<u>TOTAL</u> <u>EXPENDITURES</u>
6,363	11,448	10,571	4,485	15,056	136,620
3,909	3,980	1,022	1,278	2,300	64,480
10,272	15,428	11,593	5,763	17,356	201,100
10,272	15,428	11,593	5,763	17,356	201,100
8,647	9,377	11,779		11,779	100,583
2,334	2,631				69,055
5,259	6,097	2,200	2,700	4,900	114,825
8,500	9,700				132,347
26,606	35,591		6,600	6,600	188,052
51,346	63,396	13,979	9,300	23,279	604,862
2,750	2,750				19,188
1,156	1,156				28,763
3,906	3,906				47,951
55,252	67,302	13,979	9,300	23,279	652,813
5,006	5,471	4,606	1,700	6,306	111,455
2,601	2,797	514		514	53,254
7,607	8,268	5,120	1,700	6,820	164,709
7,607	8,268	5,120	1,700	6,820	164,709
11,936	14,936	2,080	18,925	21,005	277,479
2,424	6,221	14,350	12,982	27,332	197,939
7,322	24,199	2,500	3,327	5,827	187,002
1,325	14,192	2,000	10,880	12,880	219,282
5,514	5,514		6,579	6,579	135,284
28,521	65,062	20,930	52,693	73,623	1,016,986
1,432	1,432	66	1,295	1,361	37,763
825	825				28,857
2,257	2,257	66	1,295	1,361	66,620
30,778	67,319	20,996	53,988	74,984	1,083,606
3,060	3,806	9,394	1,783	11,177	98,246
5,801	7,845	7,841	874	8,715	121,515
22	123	935	2,941	3,876	87,383
8,883	11,774	18,170	5,598	23,768	307,144
8,883	11,774	18,170	5,598	23,768	307,144
3,684	4,224	11,552	2,503	14,055	96,823

STATE COURT EXPENDITURES
SUMMATION OF EXPENSES

PAGE 302

	<u>TOTAL</u> <u>PERSONNEL</u> <u>SERVICES</u>	<u>TOTAL</u> <u>SUPPLIES</u>	RENTALS	LODGING & MEALS FOR JURORS
HARRISON COUNTY				
HARRISON COUNTY	66,778	1,574	1,970	66
HARRISON DRUG & ALCOHOL	25,500	670	2,000	
TOTAL-COURTS OF RECORD:	170,822	2,244	4,418	158
GRAND TOTAL COUNTY:	170,822	2,244	4,418	158
HENDRICKS				
HENDRICKS CIRCUIT	154,885	3,188	760	3,154
HENDRICKS SUPERIOR 1	85,422	1,156		520
HENDRICKS SUPERIOR 2	117,301	5,700		1,000
HENDRICKS PROBATION	112,725	1,699	409	
TOTAL-COURTS OF RECORD:	470,333	11,743	1,169	4,674
GRAND TOTAL COUNTY:	470,333	11,743	1,169	4,674
HENRY				
HENRY CIRCUIT	100,697	2,826	2,300	617
HENRY SUPERIOR	60,400	3,000		1,000
HENRY COUNTY	48,500	1,300		150
HENRY CIR & SUP PROB	72,852	1,760		
TOTAL-COURTS OF RECORD:	282,449	8,886	2,300	1,767
KNIGHTSTOWN TOWN	13,200	2,600		
TOTAL-CITY AND TOWN:	13,200	2,600		
GRAND TOTAL COUNTY:	295,649	11,486	2,300	1,767
HOWARD				
HOWARD CIRCUIT	272,619	4,431		1,907
HOWARD SUPERIOR 1	54,597	3,864	1,173	105
HOWARD SUPERIOR 2	42,723	490		72
HOWARD COUNTY	68,940	1,700	900	100
HOWARD PUBLIC DEFENDER	67,270			
TOTAL-COURTS OF RECORD:	506,149	10,485	2,073	2,184
GRAND TOTAL COUNTY:	506,149	10,485	2,073	2,184
HUNTINGTON				
HUNTINGTON CIRCUIT	120,092	3,750	1,202	158
HUNTINGTON COUNTY	78,548	1,636	1,075	532
TOTAL-COURTS OF RECORD:	198,640	5,386	2,277	690
ROANOKE TOWN	11,430			
TOTAL-CITY AND TOWN:	11,430			
GRAND TOTAL COUNTY:	210,070	5,386	2,277	690
JACKSON				
JACKSON CIRCUIT	132,736	4,166	3,370	1,014
JACKSON COUNTY	49,560	2,976	2,297	124
TOTAL-COURTS OF RECORD:	182,296	7,142	5,667	1,138
GRAND TOTAL COUNTY:	182,296	7,142	5,667	1,138

COURT EXPENDITURES
SUMMATION OF EXPENSES

OTHER SERVICES & CHARGES	<u>TOTAL</u> <u>SERVICES</u>	LAW BOOKS	OTHER CAPITAL OUTLAYS	<u>TOTAL</u> <u>CAPITAL</u> <u>OUTLAYS</u>	<u>TOTAL</u> <u>EXPENDITURES</u>
3,635	5,671	906	205	1,111	75,134
20,945	22,945				49,115
28,264	32,840	12,458	2,708	15,166	221,072
28,264	32,840	12,458	2,708	15,166	221,072
1,732	5,646	13,422	1,714	15,136	178,855
3,260	3,780	1,622	2,567	4,189	94,547
3,600	4,600	2,500	2,500	5,000	132,601
11,136	11,545		3,531	3,531	129,500
19,728	25,571	17,544	10,312	27,856	535,503
19,728	25,571	17,544	10,312	27,856	535,503
2,082	4,999	9,327	3,472	12,799	121,321
1,900	2,900	1,000	1,000	2,000	68,300
1,750	1,900	1,500	8,705	10,205	61,905
2,500	2,500		950	950	78,062
8,232	12,299	11,827	14,127	25,954	329,588
					15,800
					15,800
8,232	12,299	11,827	14,127	25,954	345,388
13,428	15,335	795	300	1,095	293,480
3,176	4,454	21,779	3,890	25,669	88,584
2,986	3,058	1,195		1,195	47,466
1,700	2,700	1,200		1,200	74,540
					67,270
21,290	25,547	24,969	4,190	29,159	571,340
21,290	25,547	24,969	4,190	29,159	571,340
10,056	11,416	13,100	934	14,034	149,292
6,006	7,613	1,826	7,405	9,231	97,028
16,062	19,029	14,926	8,339	23,265	246,320
1,632	1,632				13,062
1,632	1,632				13,062
17,694	20,661	14,926	8,339	23,265	259,382
12,742	17,126	11,273	980	12,253	166,281
2,765	5,186	995	200	1,195	58,917
15,507	22,312	12,268	1,180	13,448	225,198
15,507	22,312	12,268	1,180	13,448	225,198

STATE COURT EXPENDITURES
SUMMATION OF EXPENSES

	<u>TOTAL</u> <u>PERSONNEL</u> <u>SERVICES</u>	<u>TOTAL</u> <u>SUPPLIES</u>	RENTALS	LODGING & MEALS FOR JURORS
JASPER				
JASPER CIRCUIT	157,135	4,152	3,227	4,120
TOTAL-COURTS OF RECORD:	157,135	4,152	3,227	4,120
DEMOITTE TOWN	3,700			
WHEATFIELD TOWN	500			
TOTAL-CITY AND TOWN:	4,200			
GRAND TOTAL COUNTY:	161,335	4,152	3,227	4,120
JAY				
JAY CIRCUIT	136,000			
JAY COUNTY	63,438	482	57	78
TOTAL-COURTS OF RECORD:	199,438	482	57	78
DUNKIRK CITY	2,093			
PORTLAND CITY	9,401	408		
TOTAL-CITY AND TOWN:	11,494	408		
GRAND TOTAL COUNTY:	210,932	890	57	78
JEFFERSON				
JEFFERSON CIRCUIT	128,683	1,977	2,767	141
JEFFERSON COUNTY	63,324	2,328		142
TOTAL-COURTS OF RECORD:	192,007	4,305	2,767	283
GRAND TOTAL COUNTY:	192,007	4,305	2,767	283
JENNINGS				
JENNINGS CIRCUIT	115,158	1,978		1,345
TOTAL-COURTS OF RECORD:	115,158	1,978		1,345
NORTH VERNON CITY	5,625	88		
TOTAL-CITY AND TOWN:	5,625	88		
GRAND TOTAL COUNTY:	120,783	2,066		1,345
JOHNSON				
JOHNSON CIRCUIT	278,490	7,833		542
JOHNSON SUPERIOR 1	110,564	2,261	1,552	288
JOHNSON SUPERIOR 2	123,050			1,050
TOTAL-COURTS OF RECORD:	512,104	10,094	1,552	1,880
FRANKLIN CITY	32,049	1,278		
GREENWOOD CITY	21,253	1,000		
NEW WHITELAND TOWN	13,067	3,300		
TOTAL-CITY AND TOWN:	66,369	5,578		
GRAND TOTAL COUNTY:	578,473	15,672	1,552	1,880
KNOX				
KNOX CIRCUIT	58,390	1,250	1,200	600
KNOX SUPERIOR	130,976	1,665		603
KNOX COUNTY	55,795	1,450		200

COURT EXPENDITURES
SUMMATION OF EXPENSES

PAGE 305

OTHER SERVICES & CHARGES	<u>TOTAL</u> <u>SERVICES</u>	LAW BOOKS	OTHER CAPITAL OUTLAYS	<u>TOTAL</u> <u>CAPITAL</u> <u>OUTLAYS</u>	<u>TOTAL</u> <u>EXPENDITURES</u>
2,421	9,768		2,338	2,338	173,393
2,421	9,768		2,338	2,338	173,393
			280	280	3,980
					500
			280	280	4,480
2,421	9,768		2,618	2,618	177,873
15,060	15,060		7,600	7,600	158,660
3,522	3,657	931	19,822	20,753	88,330
18,582	18,717	931	27,422	28,353	246,990
435	435				2,528
389	389				10,198
824	824				12,726
19,406	19,541	931	27,422	28,353	259,716
5,092	8,000	9,538		9,538	148,198
1,470	1,612	900	1,452	2,352	69,616
6,562	9,612	10,438	1,452	11,890	217,814
6,562	9,612	10,438	1,452	11,890	217,814
4,551	5,896	1,880	826	2,706	125,738
4,551	5,896	1,880	826	2,706	125,738
398	398		1,139	1,139	7,250
398	398		1,139	1,139	7,250
4,949	6,294	1,880	1,965	3,845	132,988
64,903	65,445	13,816	2,245	16,061	367,829
3,153	4,993	2,296	925	3,221	121,039
10,124	11,174	1,050	200	1,250	135,474
78,180	81,612	17,162	3,370	20,532	624,342
8,136	8,136	472	3,567	4,039	45,502
355	355		2,000	2,000	24,608
2,400	2,400				18,767
10,891	10,891	472	5,567	6,039	88,877
89,071	92,503	17,634	8,937	26,571	713,219
5,200	7,000	6,000	1,000	7,000	73,640
12,859	13,462	6,986	2,198	9,184	155,287
6,750	6,950	800	2,458	3,258	67,453

STATE COURT EXPENDITURES
SUMMATION OF EXPENSES

PAGE 306

	<u>TOTAL</u> <u>PERSONNEL</u> <u>SERVICES</u>	<u>TOTAL</u> <u>SUPPLIES</u>	RENTALS	LODGING & MEALS FOR JURORS
TOTAL-COURTS OF RECORD:	245,161	4,365	1,200	1,403
BICKNELL CITY	3,650	243		
TOTAL-CITY AND TOWN:	3,650	243		
GRAND TOTAL COUNTY:	248,811	4,608	1,200	1,403
KOSCIUSKO				
KOSCIUSKO ALL COURTS	311,505	4,044		
TOTAL-COURTS OF RECORD:	311,505	4,044		
GRAND TOTAL COUNTY:	311,505	4,044		
LAGRANGE				
LAGRANGE CIRCUIT	88,734	4,814	210	362
LAGRANGE COUNTY	43,070	1,690		
TOTAL-COURTS OF RECORD:	131,804	6,504	210	362
GRAND TOTAL COUNTY:	131,804	6,504	210	362
LAKE				
LAKE CIRCUIT	155,868	1,838		
LAKE SUP CIV 1-5	984,660	7,928		111
LAKE SUP JUVENILE	1,158,912	10,174	4,533	
LAKE SUPERIOR CRIMINAL	1,664,444	23,064	14,300	56,210
LAKE COUNTY 1	455,182	5,500	2,000	800
LAKE COUNTY 2	393,225	3,699		578
LAKE COUNTY 3	400,228	5,200	600	800
TOTAL-COURTS OF RECORD:	5,212,519	57,403	21,433	58,499
CROWN POINT CITY	31,621	1,700	1,100	1,000
EAST CHICAGO CITY	325,855	6,000	1,000	
HAMMOND CITY	228,913	7,900		5,000
HOBART CITY	49,302	550	650	
LAKE STATION CITY	17,281	747		
WHITING CITY	20,394	2,000		
TOTAL-CITY AND TOWN:	673,366	18,897	2,750	6,000
GRAND TOTAL COUNTY:	5,885,885	76,300	24,183	64,499
LAPORTE				
LAPORTE CIRCUIT	258,073	4,925	9,073	27
LAPORTE SUPERIOR COURT 1	166,162	1,563		701
LAPORTE SUPERIOR 2	164,693	3,415	3,839	52
LAPORTE SUPERIOR 3	155,431	1,500		1,128
LAPORTE SUPERIOR 4	143,158	3,305	1,500	
TOTAL-COURTS OF RECORD:	887,517	14,708	14,412	1,908
GRAND TOTAL COUNTY:	887,517	14,708	14,412	1,908
LAWRENCE				
LAWRENCE CIRCUIT	152,009	7,721		1,165
LAWRENCE SUPERIOR	67,443	2,544		223

COURT EXPENDITURES
SUMMATION OF EXPENSES

PAGE 307

OTHER SERVICES & CHARGES	<u>TOTAL</u> <u>SERVICES</u>	LAW BOOKS	OTHER CAPITAL OUTLAYS	<u>TOTAL</u> <u>CAPITAL</u> <u>OUTLAYS</u>	<u>TOTAL</u> <u>EXPENDITURES</u>
24,809	27,412	13,786	5,656	19,442	296,380
338	338				4,231
338	338				4,231
25,147	27,750	13,786	5,656	19,442	300,611
15,282	15,282	18,661	909	19,570	350,401
15,282	15,282	18,661	909	19,570	350,401
15,282	15,282	18,661	909	19,570	350,401
17,191	17,763	33,357	8,853	42,210	153,521
2,768	2,768	1,049	995	2,044	49,572
19,959	20,531	34,406	9,848	44,254	203,093
19,959	20,531	34,406	9,848	44,254	203,093
10,029	10,029	5,975		5,975	173,710
32,940	33,051	59,948	868	60,816	1,086,455
23,815	28,348		3,967	3,967	1,201,401
54,873	125,383				1,812,891
8,300	11,100		200	200	471,982
17,598	18,176				415,100
9,700	11,100				416,528
157,255	237,187	65,923	5,035	70,958	5,578,067
2,520	4,620				37,941
12,400	13,400		3,000	3,000	348,255
12,135	17,135		2,000	2,000	255,948
2,525	3,175				53,027
700	700				18,728
4,860	4,860		2,000	2,000	29,254
35,140	43,890		7,000	7,000	743,153
192,395	281,077	65,923	12,035	77,958	6,321,220
7,232	16,332	16,013	2,630	18,643	297,973
7,652	8,353	5,790		5,790	181,868
15,290	19,181	1,989		1,989	189,278
6,426	7,554	1,576		1,576	166,061
7,540	9,040	1,900		1,900	157,403
44,140	60,460	27,268	2,630	29,898	992,583
44,140	60,460	27,268	2,630	29,898	992,583
15,405	16,570	8,150	4,838	12,988	189,288
6,849	7,072	2,373		2,373	79,432

STATE COURT EXPENDITURES
SUMMATION OF EXPENSES

PAGE 308

	<u>TOTAL</u> <u>PERSONNEL</u> <u>SERVICES</u>	<u>TOTAL</u> <u>SUPPLIES</u>	RENTALS	LODGING & MEALS FOR JURORS
LAWRENCE COUNTY	91,110	6,500		300
TOTAL-COURTS OF RECORD:	310,562	16,765		1,688
GRAND TOTAL COUNTY:	310,562	16,765		1,688
MADISON				
MADISON CIRCUIT	214,510	5,000		6,525
MADISON SUPERIOR & COUNTY	1,730,429	99,736	26,787	8,971
TOTAL-COURTS OF RECORD:	1,944,939	104,736	26,787	15,496
ALEXANDRIA CITY	7,632	925		
ANDERSON CITY	71,992	1,273		
ELWOOD CITY - NOT REPORTING				
EDGEWOOD TOWN	19,321	2,179		
TOTAL-CITY AND TOWN:	98,945	4,377		
GRAND TOTAL COUNTY:	2,043,884	109,113	26,787	15,496
MARION				
MARION CIRCUIT	173,578	2,274	45,616	
MARION SUP., CIVIL 1	109,267	1,750	45,617	
MARION SUP., CIVIL 2	106,806	3,100	45,617	
MARION SUP., CIVIL 4	106,096	1,389	45,617	
MARION SUP., CIVIL 5	110,314	2,599	46,702	
MARION SUP., CIVIL 6	106,809	2,000		
MARION SUP., CIVIL 7	103,482	1,821	45,617	
MARION SUP., JUV. DIV.	1,962,550	37,327		279
MARION SUP., PROB. DIV.	275,085	3,675	99,745	
MARION SUP., CRIM. 1	235,015	1,576	45,991	728
MARION SUP., CRIM. 2	236,372	4,031	54,757	
MARION SUP., CRIM. 3	235,312	4,047	54,757	
MARION SUP., CRIM. 4	234,738	3,865	45,991	
MARION SUP., CRIM. 5	235,804	6,035	1,206	
MARION SUP., CRIM. 6	181,534	3,160	59,867	
MARION MUNICIPAL	3,569,688	110,889	42,021	
MARION CRIM. PROB.	639,670	5,887		
MARION COURT SERVICES	648,596	1,808	3,042	72,294
TOTAL-COURTS OF RECORD:	9,270,716	197,233	682,163	73,301
CENTER TOWNSHIP	79,658	8,857	15,378	
DECATUR TOWNSHIP	55,900	6,100	900	
LAWRENCE TOWNSHIP	64,997	2,340	376	
PERRY TOWNSHIP	75,199	12,200	11,201	
PIKE TOWNSHIP	106,798		3,410	
WARREN TOWNSHIP	127,814	58,918		
WASHINGTON TOWNSHIP	105,193	6,448	16,599	
WAYNE TOWNSHIP	63,266	9,300	2,600	
TOTAL-SMALL CLAIMS:	678,825	104,163	50,464	
GRAND TOTAL COUNTY:	9,949,541	301,396	732,627	73,301
MARSHALL				
MARSHALL CIRCUIT	76,486	2,847		

COURT EXPENDITURES
SUMMATION OF EXPENSES

PAGE 309

OTHER SERVICES & CHARGES	<u>TOTAL</u> <u>SERVICES</u>	LAW BOOKS	OTHER CAPITAL OUTLAYS	<u>TOTAL</u> <u>CAPITAL</u> <u>OUTLAYS</u>	<u>TOTAL</u> <u>EXPENDITURES</u>
7,200	7,500	1,800		1,800	106,910
29,454	31,142	12,323	4,838	17,161	375,630
29,454	31,142	12,323	4,838	17,161	375,630
73,884	80,409	16,000		16,000	315,919
273,615	309,373	4,725	33,109	37,834	2,177,372
347,499	389,782	20,725	33,109	53,834	2,493,291
116	116				8,673
5,014	5,014	3,131	34,754	37,885	116,164
2,741	2,741				24,241
7,871	7,871	3,131	34,754	37,885	149,078
355,370	397,653	23,856	67,863	91,719	2,642,369
3,892	49,508		380	380	225,740
5,974	51,591	3,100	1,044	4,144	166,752
6,245	51,862		4,935	4,935	166,703
7,139	52,756		2,535	2,535	162,776
6,383	53,085		5,813	5,813	171,811
7,659	7,659		2,600	2,600	119,068
5,441	51,058		4,056	4,056	160,417
447,771	448,050		31,667	31,667	2,479,594
9,660	109,405		4,407	4,407	392,572
6,104	52,823		2,384	2,384	291,798
12,329	67,086		10,730	10,730	318,219
6,147	60,904		4,441	4,441	304,704
8,047	54,038		702	702	293,343
7,987	9,193		2,053	2,053	253,085
3,611	63,478		1,266	1,266	249,438
200,389	242,410	1,999	721,150	723,149	4,646,136
26,499	26,499		21,000	21,000	693,056
1,955	77,291		318	318	728,013
773,232	1,528,696	5,099	821,481	826,580	11,823,225
2,140	17,518	1,174	5,273	6,447	112,480
23,676	24,576		5,000	5,000	91,576
12,582	12,958	436	7,969	8,405	88,700
6,400	17,601				105,000
35,836	39,246	530	2,080	2,610	148,654
					186,732
15,485	32,084	675	1,260	1,935	145,660
13,950	16,550	2,000		2,000	91,116
110,069	160,533	4,815	21,582	26,397	969,918
883,301	1,689,229	9,914	843,063	852,977	12,793,143
7,947	7,947	11,188	37,363	48,551	135,831

STATE COURT EXPENDITURES
SUMMATION OF EXPENSES

	<u>TOTAL</u> <u>PERSONNEL</u> <u>SERVICES</u>	<u>TOTAL</u> <u>SUPPLIES</u>	RENTALS	LODGING & MEALS FOR JURORS
MARSHALL SUPERIOR	87,394	2,148	1,374	
MARSHALL COUNTY	83,847	4,137		317
MARSHALL PROBATION	118,885	4,271		
TOTAL-COURTS OF RECORD:	366,612	13,403	1,374	317
PLYMOUTH CITY - UNBUDGETED				
ARGOS TOWN	15,379	1,194		
TOTAL-CITY AND TOWN:	15,379	1,194		
GRAND TOTAL COUNTY:	381,991	14,597	1,374	317
MARTIN				
MARTIN CIRCUIT	47,996	344	536	236
TOTAL-COURTS OF RECORD:	47,996	344	536	236
LOOGOOTEE CITY	3,094	54		
TOTAL-CITY AND TOWN:	3,094	54		
GRAND TOTAL COUNTY:	51,090	398	536	236
MIAMI				
MIAMI CIRCUIT	144,288	2,983	1,137	13
MIAMI SUPERIOR	76,139	1,870	684	899
MIAMI PROBATION	53,100	1,105	120	
MIAMI DRUG & ALCOHOL	27,870	325		
TOTAL-COURTS OF RECORD:	301,397	6,283	1,941	912
PERU CITY	8,391			
BUNKER HILL TOWN	7,200	1,232	1,200	
TOTAL-CITY AND TOWN:	15,591	1,232	1,200	
GRAND TOTAL COUNTY:	316,988	7,515	3,141	912
MONROE				
MONROE CIR & SUP	906,828	25,956	1,000	2,795
TOTAL-COURTS OF RECORD:	906,828	25,956	1,000	2,795
GRAND TOTAL COUNTY:	906,828	25,956	1,000	2,795
MONTGOMERY				
MONTGOMERY CIRCUIT	98,694	2,481		80
MONTGOMERY COUNTY	30,769		455	46
MONTGOMERY PROB.	50,670	750		
TOTAL-COURTS OF RECORD:	180,133	3,231	455	126
CRAWFORDSVILLE CITY	8,042	1,091		
TOTAL-CITY AND TOWN:	8,042	1,091		
GRAND TOTAL COUNTY:	188,175	4,322	455	126
MORGAN				
MORGAN CIRCUIT	118,541	2,480		9,635
MORGAN SUPERIOR	102,374	1,684		2,198
MORGAN COUNTY	77,233	5,700		2,271
MORGAN PROB.	62,389	859		

COURT EXPENDITURES
SUMMATION OF EXPENSES

PAGE 311

OTHER SERVICES & CHARGES	<u>TOTAL</u> <u>SERVICES</u>	LAW BOOKS	OTHER CAPITAL OUTLAYS	<u>TOTAL</u> <u>CAPITAL</u> <u>OUTLAYS</u>	<u>TOTAL</u> <u>EXPENDITURES</u>
4,537	5,911	2,439	360	2,799	98,252
9,496	9,813	3,088	10,555	13,643	111,440
7,816	7,816		2,610	2,610	133,582
29,796	31,487	16,715	50,888	67,603	479,105
1,846	1,846				18,419
1,846	1,846				18,419
31,642	33,333	16,715	50,888	67,603	497,524
2,382	3,154	1,000		1,000	52,494
2,382	3,154	1,000		1,000	52,494
332	332				3,480
332	332				3,480
2,714	3,486	1,000		1,000	55,974
2,090	3,240	15,280	945	16,225	166,736
497	2,080	8,647		8,647	88,736
1,181	1,301				55,506
726	726		945	945	29,866
4,494	7,347	23,927	1,890	25,817	340,844
129	129				8,520
976	2,176				10,608
1,105	2,305				19,128
5,599	9,652	23,927	1,890	25,817	359,972
84,353	88,148	11,852	6,163	18,015	1,038,947
84,353	88,148	11,852	6,163	18,015	1,038,947
84,353	88,148	11,852	6,163	18,015	1,038,947
10,304	10,384	16,016	1,470	17,486	129,045
2,907	3,408	516	800	1,316	35,493
5,668	5,668		836	836	57,924
18,879	19,460	16,532	3,106	19,638	222,462
					9,133
					9,133
18,879	19,460	16,532	3,106	19,638	231,595
4,934	14,569	7,290	6,544	13,834	149,424
2,299	4,497	802	7,083	7,885	116,440
4,811	7,082	1,108	24,918	26,026	116,041
2,441	2,441		6,800	6,800	72,489

STATE COURT EXPENDITURES
SUMMATION OF EXPENSES

PAGE 312

	<u>TOTAL</u> <u>PERSONNEL</u> <u>SERVICES</u>	<u>TOTAL</u> <u>SUPPLIES</u>	RENTALS	LODGING & MEALS FOR JURORS
TOTAL-COURTS OF RECORD:	360,537	10,723		14,104
MARTINSVILLE CITY	15,900			
MOORESVILLE TOWN	39,210	4,500	500	
TOTAL-CITY AND TOWN:	55,110	4,500	500	
GRAND TOTAL COUNTY:	415,647	15,223	500	14,104
NEWTON				
NEWTON CIRCUIT	74,349	1,785	51	
NEWTON SUPERIOR	106,093	3,069		
TOTAL-COURTS OF RECORD:	180,442	4,854	51	
GRAND TOTAL COUNTY:	180,442	4,854	51	
NOBLE				
NOBLE CIRCUIT	111,160	2,189	2,354	1,342
NOBLE SUPERIOR	87,721	1,463		1,448
NOBLE COUNTY	65,879	1,599		500
TOTAL-COURTS OF RECORD:	264,760	5,251	2,354	3,290
CROMWELL TOWN	5,328			
TOTAL-CITY AND TOWN:	5,328			
GRAND TOTAL COUNTY:	270,088	5,251	2,354	3,290
OHIO				
OHIO SUPERIOR	19,565	3,606		75
TOTAL-COURTS OF RECORD:	19,565	3,606		75
GRAND TOTAL COUNTY:	19,565	3,606		75
ORANGE				
ORANGE CIRCUIT	54,955	1,805		446
ORANGE COUNTY	25,555	1,399		97
TOTAL-COURTS OF RECORD:	80,510	3,204		543
GRAND TOTAL COUNTY:	80,510	3,204		543
OWEN				
OWEN CIRCUIT	105,695	5,175	48	283
TOTAL-COURTS OF RECORD:	105,695	5,175	48	283
GRAND TOTAL COUNTY:	105,695	5,175	48	283
PARKE				
PARKE CIRCUIT	85,560	1,986		306
TOTAL-COURTS OF RECORD:	85,560	1,986		306
GRAND TOTAL COUNTY:	85,560	1,986		306
PERRY				
PERRY CIRCUIT	90,789	2,182		260

COURT EXPENDITURES
SUMMATION OF EXPENSES

OTHER SERVICES & CHARGES	<u>TOTAL</u> <u>SERVICES</u>	LAW BOOKS	OTHER CAPITAL OUTLAYS	<u>TOTAL</u> <u>CAPITAL</u> <u>OUTLAYS</u>	<u>TOTAL</u> <u>EXPENDITURES</u>
14,485	28,589	9,200	45,345	54,545	454,394
950	950				16,850
2,200	2,700				46,410
3,150	3,650				63,260
17,635	32,239	9,200	45,345	54,545	517,654
4,752	4,803	9,783	410	10,193	91,130
2,874	2,874	1,457		1,457	113,493
7,626	7,677	11,240	410	11,650	204,623
7,626	7,677	11,240	410	11,650	204,623
18,471	22,167	8,276		8,276	143,792
4,264	5,712		1,005	1,005	95,901
12,840	13,340				80,818
35,575	41,219	8,276	1,005	9,281	320,511
563	563				5,891
563	563				5,891
36,138	41,782	8,276	1,005	9,281	326,402
945	1,020				24,191
945	1,020				24,191
945	1,020				24,191
1,026	1,472	8,429		8,429	66,661
1,581	1,678	785	4,802	5,587	34,219
2,607	3,150	9,214	4,802	14,016	100,880
2,607	3,150	9,214	4,802	14,016	100,880
8,991	9,322	10,073		10,073	130,265
8,991	9,322	10,073		10,073	130,265
8,991	9,322	10,073		10,073	130,265
5,502	5,808	12,482	834	13,316	106,670
5,502	5,808	12,482	834	13,316	106,670
5,502	5,808	12,482	834	13,316	106,670
7,992	8,252	7,225		7,225	108,448

STATE COURT EXPENDITURES
SUMMATION OF EXPENSES

PAGE 314

	<u>TOTAL PERSONNEL SERVICES</u>	<u>TOTAL SUPPLIES</u>	RENTALS	LODGING & MEALS FOR JURORS
TOTAL-COURTS OF RECORD:	90,789	2,182		260
CANNELTON CITY	1,300	45		
TELL CITY-CITY	4,700	1,750		
TOTAL-CITY AND TOWN:	6,000	1,795		
GRAND TOTAL COUNTY:	96,789	3,977		260
PIKE				
PIKE CIRCUIT	95,933	1,150	1,850	2,000
TOTAL-COURTS OF RECORD:	95,933	1,150	1,850	2,000
GRAND TOTAL COUNTY:	95,933	1,150	1,850	2,000
PORTER				
PORTER CIRCUIT	312,750	3,000		1,080
PORTER SUP. 1	180,736	1,930		4,617
PORTER SUP. 2	125,278	1,027		2,272
PORTER COUNTY 1	43,227	359		
TOTAL-COURTS OF RECORD:	661,991	6,316		7,969
CHESTERTON TOWN	14,525	441		
TOTAL-CITY AND TOWN:	14,525	441		
GRAND TOTAL COUNTY:	676,516	6,757		7,969
POSEY				
POSEY CIRCUIT	117,038	2,000		
POSEY COUNTY	60,544	965		
TOTAL-COURTS OF RECORD:	177,582	2,965		
GRAND TOTAL COUNTY:	177,582	2,965		
PULASKI				
PULASKI CIRCUIT	95,699	1,795	704	349
TOTAL-COURTS OF RECORD:	95,699	1,795	704	349
GRAND TOTAL COUNTY:	95,699	1,795	704	349
PUTNAM				
PUTNAM CIRCUIT	93,228	4,780	1,892	323
PUTNAM COUNTY	54,922	2,409	1,235	254
TOTAL-COURTS OF RECORD:	148,150	7,189	3,127	577
GRAND TOTAL COUNTY:	148,150	7,189	3,127	577
RANDOLPH				
RANDOLPH CIRCUIT	106,684	1,508		56
RANDOLPH COUNTY	29,683	623		
TOTAL-COURTS OF RECORD:	136,367	2,131		56
WINCHESTER CITY	6,740			
UNION CITY-CITY	4,126	655		
TOTAL-CITY AND TOWN:	10,866	655		
GRAND TOTAL COUNTY:	147,233	2,786		56

COURT EXPENDITURES
SUMMATION OF EXPENSES

OTHER SERVICES & CHARGES	<u>TOTAL</u> <u>SERVICES</u>	LAW BOOKS	OTHER CAPITAL OUTLAYS	<u>TOTAL</u> <u>CAPITAL</u> <u>OUTLAYS</u>	<u>TOTAL</u> <u>EXPENDITURES</u>
7,992	8,252	7,225		7,225	108,448
30	30				1,375
30	30				6,480
60	60				7,855
8,052	8,312	7,225		7,225	116,303
3,700	7,550	5,000	1,000	6,000	110,633
3,700	7,550	5,000	1,000	6,000	110,633
3,700	7,550	5,000	1,000	6,000	110,633
13,555	14,635	2,000	9,200	11,200	341,585
15,142	19,759	5,726	683	6,409	208,834
7,504	9,776	59	1,170	1,229	137,310
4,085	4,085				47,671
40,286	48,255	7,785	11,053	18,838	735,400
687	687				15,653
687	687				15,653
40,973	48,942	7,785	11,053	18,838	751,053
9,450	9,450	5,000	1,700	6,700	135,188
3,026	3,026	1,546	4,297	5,843	70,378
12,476	12,476	6,546	5,997	12,543	205,566
12,476	12,476	6,546	5,997	12,543	205,566
6,789	7,842	10,450	3,182	13,632	118,968
6,789	7,842	10,450	3,182	13,632	118,968
6,789	7,842	10,450	3,182	13,632	118,968
7,601	9,816	4,941	500	5,441	113,265
4,918	6,407	567	800	1,367	65,105
12,519	16,223	5,508	1,300	6,808	178,370
12,519	16,223	5,508	1,300	6,808	178,370
5,765	5,821	5,971		5,971	119,984
1,469	1,469	432	1,253	1,685	33,460
7,234	7,290	6,403	1,253	7,656	153,444
1,000	1,000				7,740
151	151		193	193	5,125
1,151	1,151		193	193	12,865
8,385	8,441	6,403	1,446	7,849	166,309

STATE COURT EXPENDITURES
SUMMATION OF EXPENSES

PAGE 316

	<u>TOTAL</u> <u>PERSONNEL</u> <u>SERVICES</u>	<u>TOTAL</u> <u>SUPPLIES</u>	RENTALS	LODGING & MEALS FOR JURORS
RIPLEY				
RIPLEY CIRCUIT	88,479	2,297		1,000
TOTAL-COURTS OF RECORD:	88,479	2,297		1,000
BATESVILLE CITY	12,737	2,136		
VERSAILLES TOWN	12,150	1,935		
TOTAL-CITY AND TOWN:	24,887	4,071		
GRAND TOTAL COUNTY:	113,366	6,368		1,000
RUSH				
RUSH CIRCUIT	80,981	2,065		61
RUSH COUNTY	31,889	506		
TOTAL-COURTS OF RECORD:	112,870	2,571		61
GRAND TOTAL COUNTY:	112,870	2,571		61
ST. JOSEPH				
ST JOSEPH CIRCUIT	548,699	1,147	65,435	124
ST JOSEPH PROB/JUV	472,358	3,047	2,311	
ST JOSEPH SUPERIOR	567,067	7,700		3,428
TOTAL-COURTS OF RECORD:	1,588,124	11,894	67,746	3,552
WALKERTON TOWN	3,480	1,133		
TOTAL-CITY AND TOWN:	3,480	1,133		
GRAND TOTAL COUNTY:	1,591,604	13,027	67,746	3,552
SCOTT				
SCOTT CIRCUIT	81,347	1,458	480	637
SCOTT COUNTY	39,285	839		32
TOTAL-COURTS OF RECORD:	120,632	2,297	480	669
GRAND TOTAL COUNTY:	120,632	2,297	480	669
SHELBY				
SHELBY CIRCUIT	57,332	1,039		180
SHELBY SUPERIOR	103,512	2,752		717
SHELBY COUNTY	65,636	3,791		
SHELBY CIR & SUP PROB.	69,691	782		983
TOTAL-COURTS OF RECORD:	296,171	8,364		1,880
GRAND TOTAL COUNTY:	296,171	8,364		1,880
SPENCER				
SPENCER CIRCUIT	71,441	1,322		79
TOTAL-COURTS OF RECORD:	71,441	1,322		79
ROCKPORT CITY	3,186			
TOTAL-CITY AND TOWN:	3,186			
GRAND TOTAL COUNTY:	74,627	1,322		79
STARKE				
STARKE CIRCUIT	105,361	1,623		1,939

COURT EXPENDITURES
SUMMATION OF EXPENSES

OTHER SERVICES & CHARGES	<u>TOTAL</u> <u>SERVICES</u>	LAW BOOKS	OTHER CAPITAL OUTLAYS	<u>TOTAL</u> <u>CAPITAL</u> <u>OUTLAYS</u>	<u>TOTAL</u> <u>EXPENDITURES</u>
3,756	4,756	2,000	8,200	10,200	105,732
3,756	4,756	2,000	8,200	10,200	105,732
976	976		1,300	1,300	17,149
787	787				14,872
1,763	1,763		1,300	1,300	32,021
5,519	6,519	2,000	9,500	11,500	137,753
5,875	5,936	7,874	83	7,957	96,939
3,268	3,268	47	79	126	35,789
9,143	9,204	7,921	162	8,083	132,728
9,143	9,204	7,921	162	8,083	132,728
2,685	68,244	3,156	445	3,601	621,691
9,958	12,269	1,702		1,702	489,376
7,268	10,696	11,814	2,000	13,814	599,277
19,911	91,209	16,672	2,445	19,117	1,710,344
916	916				5,529
916	916				5,529
20,827	92,125	16,672	2,445	19,117	1,715,873
3,175	4,292	2,749		2,749	89,846
3,006	3,038	600	1,589	2,189	45,351
6,181	7,330	3,349	1,589	4,938	135,197
6,181	7,330	3,349	1,589	4,938	135,197
3,208	3,388	860	213	1,073	62,832
2,887	3,604		1,957	1,957	111,825
2,155	2,155				71,582
92,902	93,885				164,358
101,152	103,032	860	2,170	3,030	410,597
101,152	103,032	860	2,170	3,030	410,597
6,322	6,401	4,365	62	4,427	83,591
6,322	6,401	4,365	62	4,427	83,591
64	64	200		200	3,450
64	64	200		200	3,450
6,386	6,465	4,565	62	4,627	87,041
4,239	6,178	12,650	2,907	15,557	128,719

STATE COURT EXPENDITURES
SUMMATION OF EXPENSES

PAGE 318

	<u>TOTAL</u> <u>PERSONNEL</u> <u>SERVICES</u>	<u>TOTAL</u> <u>SUPPLIES</u>	RENTALS	LODGING & MEALS FOR JURORS
TOTAL-COURTS OF RECORD:	105,361	1,623		1,939
KNOX CITY	26,631	1,500		
TOTAL-CITY AND TOWN:	26,631	1,500		
GRAND TOTAL COUNTY:	131,992	3,123		1,939
STEUBEN				
STEUBEN CIRCUIT	102,165	3,331	850	449
STEUBEN COUNTY	51,226	1,122		1,146
TOTAL-COURTS OF RECORD:	153,391	4,453	850	1,595
FREMONT TOWN	23,868	173	700	
TOTAL-CITY AND TOWN:	23,868	173	700	
GRAND TOTAL COUNTY:	177,259	4,626	1,550	1,595
SULLIVAN				
SULLIVAN CIRCUIT	58,232	1,167		1,477
SULLIVAN COUNTY	35,099	961		
TOTAL-COURTS OF RECORD:	93,331	2,128		1,477
GRAND TOTAL COUNTY:	93,331	2,128		1,477
SWITZERLAND				
SWITZERLAND CIRCUIT	12,865	218	69	
SWITZERLAND SUPERIOR	34,754	683		40
TOTAL-COURTS OF RECORD:	47,619	901	69	40
GRAND TOTAL COUNTY:	47,619	901	69	40
TIPPECANOE				
TIPPECANOE CIRCUIT	180,638	4,018		302
TIPPECANOE SUP 1	74,648	869		1,826
TIPPECANOE SUP 2	38,914	1,097	4,607	100
TIPPECANOE COUNTY 1	55,145	3,206		907
TIPPECANOE COUNTY 2	76,511	2,546		200
TIPPECANOE PUBLIC DEFENDER	91,371	700		
TOTAL-COURTS OF RECORD:	517,227	12,436	4,607	3,335
WEST LAFAYETTE CITY	15,889	844		
TOTAL-CITY AND TOWN:	15,889	844		
GRAND TOTAL COUNTY:	533,116	13,280	4,607	3,335
TIPTON				
TIPTON CIRCUIT	120,368	4,298		1,105
TOTAL-COURTS OF RECORD:	120,368	4,298		1,105
TIPTON CITY	11,173	270	20	
SHARPSVILLE TOWN	2,525	1,136		
TOTAL-CITY AND TOWN:	13,698	1,406	20	
GRAND TOTAL COUNTY:	134,066	5,704	20	1,105
UNION				
UNION CIRCUIT	41,537	1,322		217
TOTAL-COURTS OF RECORD:	41,537	1,322		217
GRAND TOTAL COUNTY:	41,537	1,322		217

COURT EXPENDITURES
SUMMATION OF EXPENSES

OTHER SERVICES & CHARGES	<u>TOTAL</u> <u>SERVICES</u>	LAW BOOKS	OTHER CAPITAL OUTLAYS	<u>TOTAL</u> <u>CAPITAL</u> <u>OUTLAYS</u>	<u>TOTAL</u> <u>EXPENDITURES</u>
4,239	6,178	12,650	2,907	15,557	128,719
1,203	1,203				29,334
1,203	1,203				29,334
5,442	7,381	12,650	2,907	15,557	158,053
8,656	9,955	9,977		9,977	125,428
3,465	4,611	866		866	57,825
12,121	14,566	10,843		10,843	183,253
3,014	3,714				27,755
3,014	3,714				27,755
15,135	18,280	10,843		10,843	211,008
5,070	6,547	7,373	1,250	8,623	74,569
2,606	2,606	789		789	39,455
7,676	9,153	8,162	1,250	9,412	114,024
7,676	9,153	8,162	1,250	9,412	114,024
460	529	5,611		5,611	19,223
1,846	1,886	2,153	1,200	3,353	40,676
2,306	2,415	7,764	1,200	8,964	59,899
2,306	2,415	7,764	1,200	8,964	59,899
4,577	4,879	2,051	2,357	4,408	193,943
4,615	6,441				81,958
72	4,779	1,054	3,249	4,303	49,093
3,307	4,214		210	210	62,775
1,850	2,050	841	238	1,079	82,186
6,200	6,200	1,200		1,200	99,471
20,621	28,563	5,146	6,054	11,200	569,426
14	14				16,747
14	14				16,747
20,635	28,577	5,146	6,054	11,200	586,173
9,595	10,700	9,556	2,002	11,558	146,924
9,595	10,700	9,556	2,002	11,558	146,924
1,564	1,584		299	299	13,326
464	464				4,125
2,028	2,048		299	299	17,451
11,623	12,748	9,556	2,301	11,857	164,375
3,736	3,953	4,674	1,666	6,340	53,152
3,736	3,953	4,674	1,666	6,340	53,152
3,736	3,953	4,674	1,666	6,340	53,152

STATE COURT EXPENDITURES
SUMMATION OF EXPENSES

PAGE 320

	<u>TOTAL</u> <u>PERSONNEL</u> <u>SERVICES</u>	<u>TOTAL</u> <u>SUPPLIES</u>	RENTALS	LODGING & MEALS FOR JURORS
VANDERBURGH				
VANDERBURGH CIRCUIT	612,367	22,529	24,000	9,558
VANDERBURGH SUPERIOR	1,254,985	14,607		8,474
TOTAL-COURTS OF RECORD:	1,867,352	37,136	24,000	18,032
GRAND TOTAL COUNTY:	1,867,352	37,136	24,000	18,032
VERMILLION				
VERMILLION CIRCUIT	99,818	2,261	1,626	1,107
TOTAL-COURTS OF RECORD:	99,818	2,261	1,626	1,107
CLINTON CITY	8,860	1,360		
TOTAL-CITY AND TOWN:	8,860	1,360		
GRAND TOTAL COUNTY:	108,678	3,621	1,626	1,107
VIGO				
VIGO ALL COURTS	663,429	20,167	16,745	2,845
TOTAL-COURTS OF RECORD:	663,429	20,167	16,745	2,845
TERRE HAUTE CITY-NOT REPORTING				
TOTAL-CITY AND TOWN:				
GRAND TOTAL COUNTY:	663,429	20,167	16,745	2,845
WABASH				
WABASH CIRCUIT	109,926	1,990	1,277	183
WABASH COUNTY	62,887	2,552		28
TOTAL-COURTS OF RECORD:	172,813	4,542	1,277	211
WABASH CITY	23,550	1,800		
NORTH MANCHESTER TOWN	4,905	370		
TOTAL-CITY AND TOWN:	28,455	2,170		
GRAND TOTAL COUNTY:	201,268	6,712	1,277	211
WARREN				
WARREN CIRCUIT	71,080	1,041	2,391	662
TOTAL-COURTS OF RECORD:	71,080	1,041	2,391	662
GRAND TOTAL COUNTY:	71,080	1,041	2,391	662
WARRICK				
WARRICK CIRCUIT	96,237	4,442		688
WARRICK SUPERIOR	117,339	7,247	1,097	502
TOTAL-COURTS OF RECORD:	213,576	11,689	1,097	1,190
GRAND TOTAL COUNTY:	213,576	11,689	1,097	1,190
WASHINGTON				
WASHINGTON CIRCUIT	129,423	4,500		1,800
TOTAL-COURTS OF RECORD:	129,423	4,500		1,800
SALEM CITY	22,723	2,058		
TOTAL-CITY AND TOWN:	22,723	2,058		
GRAND TOTAL COUNTY:	152,146	6,558		1,800

COURT EXPENDITURES
SUMMATION OF EXPENSES

OTHER SERVICES & CHARGES	<u>TOTAL</u> <u>SERVICES</u>	LAW BOOKS	OTHER CAPITAL OUTLAYS	<u>TOTAL</u> <u>CAPITAL</u> <u>OUTLAYS</u>	<u>TOTAL</u> <u>EXPENDITURES</u>
39,102	72,660	25,896	10,463	36,359	743,915
125,646	134,120	7,324	36,550	43,874	1,447,586
164,748	206,780	33,220	47,013	80,233	2,191,501
164,748	206,780	33,220	47,013	80,233	2,191,501
8,627	11,360	9,501	1,554	11,055	124,494
8,627	11,360	9,501	1,554	11,055	124,494
					10,220
					10,220
8,627	11,360	9,501	1,554	11,055	134,714
10,233	29,823	9,489	32,337	41,826	755,245
10,233	29,823	9,489	32,337	41,826	755,245
10,233	29,823	9,489	32,337	41,826	755,245
800	2,260	12,953	1,450	14,403	128,579
3,091	3,119		444	444	69,002
3,891	5,379	12,953	1,894	14,847	197,581
264	264	225		225	25,839
50	50	92		92	5,417
314	314	317		317	31,256
4,205	5,693	13,270	1,894	15,164	228,837
5,192	8,245	8,026	522	8,548	88,914
5,192	8,245	8,026	522	8,548	88,914
5,192	8,245	8,026	522	8,548	88,914
8,516	9,204	12,907		12,907	122,790
7,148	8,747	2,065		2,065	135,398
15,664	17,951	14,972		14,972	258,188
15,664	17,951	14,972		14,972	258,188
7,300	9,100	8,000	2,200	10,200	153,223
7,300	9,100	8,000	2,200	10,200	153,223
428	428				25,209
428	428				25,209
7,728	9,528	8,000	2,200	10,200	178,432

STATE COURT EXPENDITURES
SUMMATION OF EXPENSES

PAGE 322

	<u>TOTAL</u> <u>PERSONNEL</u> <u>SERVICES</u>	<u>TOTAL</u> <u>SUPPLIES</u>	RENTALS	LODGING & MEALS FOR JURORS
WAYNE				
WAYNE CIRCUIT	62,866	443		13
WAYNE SUPERIOR 1	51,872	11,406	6,160	407
WAYNE SUPERIOR 2	57,393	998		1,154
WAYNE SUPERIOR 3	80,404	2,134	1,970	
WAYNE PROB.	117,122	1,510	1,322	
WAYNE PUBLIC DEFENDER	69,339	2,890		
WAYNE SCHEDULING OFFICE	24,364	490	2,326	
TOTAL-COURTS OF RECORD:	463,360	19,871	11,778	1,574
HAGERSTOWN TOWN	8,607	1,294		
TOTAL-CITY AND TOWN:	8,607	1,294		
GRAND TOTAL COUNTY:	471,967	21,165	11,778	1,574
WELLS				
WELLS CIRCUIT	101,986	4,392	3,199	51
WELLS SUPERIOR	48,765	1,995	698	16
TOTAL-COURTS OF RECORD:	150,751	6,387	3,897	67
BLUFFTON CITY	7,163	844		
TOTAL-CITY AND TOWN:	7,163	844		
GRAND TOTAL COUNTY:	157,914	7,231	3,897	67
WHITE				
WHITE CIRCUIT	82,750	709	283	377
WHITE SUPERIOR	68,724	1,951	1,522	193
TOTAL-COURTS OF RECORD:	151,474	2,660	1,805	570
MONON TOWN	512			
TOTAL-CITY AND TOWN:	512			
GRAND TOTAL COUNTY:	151,986	2,660	1,805	570
WHITLEY				
WHITLEY CIRCUIT	97,913	1,960		26
WHITLEY SUPERIOR	94,306	2,394		15
TOTAL-COURTS OF RECORD:	192,219	4,354		41
GRAND TOTAL COUNTY:	192,219	4,354		41
GRAND TOTAL-COURTS OF RECORD:	44,041,914	992,607	1,019,933	310,543
GRAND TOTAL-CITY AND TOWN:	1,756,455	101,330	8,287	6,010
GRAND TOTAL-SMALL CLAIM:	678,825	104,163	50,464	
GRAND TOTAL :	46,477,194	1,198,100	1,078,684	316,553

COURT EXPENDITURES
SUMMATION OF EXPENSES

OTHER SERVICES & CHARGES	<u>TOTAL</u> <u>SERVICES</u>	LAW BOOKS	OTHER CAPITAL OUTLAYS	<u>TOTAL</u> <u>CAPITAL</u> <u>OUTLAYS</u>	<u>TOTAL</u> <u>EXPENDITURES</u>
7,827	7,840		279	279	71,428
4,188	10,755		3,542	3,542	77,575
3,867	5,021		1,993	1,993	65,405
2,628	4,598		9,278	9,278	96,414
35,436	36,758				155,390
6,469	6,469				78,698
644	2,970	26,802	447	27,249	55,073
61,059	74,411	26,802	15,539	42,341	599,983
48	48				9,949
48	48				9,949
61,107	74,459	26,802	15,539	42,341	609,932
8,073	11,323	12,032	512	12,544	130,245
1,648	2,362	1,048		1,048	54,170
9,721	13,685	13,080	512	13,592	184,415
30	30				8,037
30	30				8,037
9,751	13,715	13,080	512	13,592	192,452
3,876	4,536	9,410	249	9,659	97,654
4,306	6,021		471	471	77,167
8,182	10,557	9,410	720	10,130	174,821
					512
					512
8,182	10,557	9,410	720	10,130	175,333
6,243	6,269	20,747		20,747	126,889
3,771	3,786	2,050		2,050	102,536
10,014	10,055	22,797		22,797	229,425
10,014	10,055	22,797		22,797	229,425
3,285,853	4,616,329	1,147,835	1,504,333	2,652,168	52,303,018
119,873	134,170	4,864	56,229	61,093	2,053,048
110,069	160,533	4,815	21,582	26,397	969,918
3,515,795	4,911,032	1,157,514	1,582,144	2,739,658	55,325,984

TRIAL COURT REVENUES FOR STATE FUNDS

PAGE 324

	STATE DOCKET FEES	JUDICIAL FEES	COUNTY COURT JU- DICIAL FEES	JUDICIAL SALARIES FEE	FINES (STATE LAW VIOLATION)	PROS.ATTY. FEES(STATE PORTION)
ADAMS						
ADAMS CIRCUIT	774	2,495		3,019	315	64
ADAMS SUPERIOR	11,108	1,316	2,026	7,749	28,771	35,351
COUNTY TOTALS:	11,882	3,811	2,026	10,768	29,086	35,415
ALLEN						
ALLEN CIR & SUP	161,116	59,244	25,444	248,046	380,741	371,680
COUNTY TOTALS:	161,116	59,244	25,444	248,046	380,741	371,680
BARTHOLOMEW						
BARTHOLOMEW CIRCUIT	3,274	5,011		4,384	500	225
BARTHOLOMEW SUPERIOR	3,290	5,535		5,158		152
BARTHOLOMEW COUNTY	25,021	1,233	4,766	35,720	36,430	76,478
COUNTY TOTALS:	31,585	11,779	4,766	45,262	36,930	76,855
BENTON						
BENTON CIRCUIT	5,232	2,439	818	4,093	6,591	13,764
COUNTY TOTALS:	5,232	2,439	818	4,093	6,591	13,764
BLACKFORD						
BLACKFORD CIRCUIT	1,551	3,047		5,595	6,479	644
COUNTY TOTALS:	1,551	3,047		5,595	6,479	644
BOONE						
BOONE ALL COURTS	8,761	9,201	576	16,140	26,197	10,702
COUNTY TOTALS:	8,761	9,201	576	16,140	26,197	10,702
BROWN						
BROWN CIRCUIT	7,028	2,487	1,202	3,969	24,212	21,489
COUNTY TOTALS:	7,028	2,487	1,202	3,969	24,212	21,489
CARROLL						
CARROLL CIRCUIT	8,467	3,258	1,399	8,639	19,723	25,971
COUNTY TOTALS:	8,467	3,258	1,399	8,639	19,723	25,971
CASS						
CASS CIRCUIT	8,791	2,776	1,425	3,445	4,441	26,504
CASS SUPERIOR	2,401	4,731	15	17,689	2,275	1,386
COUNTY TOTALS:	11,192	7,507	1,440	21,134	6,716	27,890
CLARK						
CLARK CIRCUIT	1,239	3,328		4,269		220
CLARK SUPERIOR 1	3,626	5,004		3,468		806
CLARK SUPERIOR 2	7,226	9,800		9,960		
CLARK COUNTY	33,555	5,985	5,787	23,921	846	104,716
COUNTY TOTALS:	45,646	24,117	5,787	41,618	846	105,742
CLAY						
CLAY CIRCUIT	2,516	4,561		3,147	661	160
CLAY SUPERIOR	7,780	1,602	1,200	6,798	11,220	21,757
COUNTY TOTALS:	10,296	6,163	1,200	9,945	11,881	21,917
CLINTON						
CLINTON CIRCUIT	3,125	6,343		4,867	165	878

TRIAL COURT REVENUES FOR STATE FUNDS

MUNICIPAL PROSECUTOR FEES	FAMILY & VICTIM ASSIS. FUND	BUREAU OF MOTOR VE- HICLE FEE	INFRACTION JUDGEMENTS	CONSER- VATION DEPART.	ALCOHOL & DRUG PROG. 7% DIV. ADD. SERV.	OTHER	<u>TOTAL REV- ENUES FOR STATE FUNDS</u>
	3,000					400	10,067
60	2,635	14,645	15,636	200		744	120,241
60	5,635	14,645	15,636	200		1,144	130,308
	70,174	190,308	328,145	530	4,273	3,700	1,843,401
	70,174	190,308	328,145	530	4,273	3,700	1,843,401
	1,920						15,314
	2,460						16,595
1,200		41,947	53,771	23	7,382		283,971
1,200	4,380	41,947	53,771	23	7,382		315,880
	1,535	6,628	5,961	20			47,081
	1,535	6,628	5,961	20			47,081
	2,570						19,886
	2,570						19,886
	6,081	80	7,842	20		8,208	93,808
	6,081	80	7,842	20		8,208	93,808
	4,323	6,200	3,085	1,290			75,285
	4,323	6,200	3,085	1,290			75,285
	4,441	9,168	15,541	1,120		140	97,867
	4,441	9,168	15,541	1,120		140	97,867
	6,296	12,137	33,960	200	1,700	60	101,735
	2,030	449	816			120	31,912
	8,326	12,586	34,776	200	1,700	180	133,647
	10					280	9,346
	3,305					300	16,509
	4,105					220	31,311
	3,615	56,948	55,166		4,418		294,957
	11,035	56,948	55,166		4,418	800	352,123
	3,110					300	14,455
	950	8,233		573			60,113
	4,060	8,233		573		300	74,568
	4,934					20	20,332

	STATE DOCKET FEES	JUDICIAL FEES	COUNTY COURT JU- DICIAL FEES	JUDICIAL SALARIES FEE	FINES (STATE LAW VIOLATION)	PROS. ATTY. FEES (STATE PORTION)
CLINTON COUNTY	9,041		2,035	9,067	9,315	31,423
COUNTY TOTALS:	12,166	6,343	2,035	13,934	9,480	32,301
CRAWFORD						
CRAWFORD CIRCUIT	5,315	2,749		4,203	4,723	12,380
COUNTY TOTALS:	5,315	2,749		4,203	4,723	12,380
DAVISS						
DAVISS CIRCUIT	2,450	4,362		3,790	1	613
DAVISS COUNTY	10,606	72	2,108	9,967	20,219	34,518
COUNTY TOTALS:	13,056	4,434	2,108	13,757	20,220	35,131
DEARBORN						
DEARBORN CIR & CO	6,515	5,801	1,582	14,415	47,305	10,212
COUNTY TOTALS:	6,515	5,801	1,582	14,415	47,305	10,212
DECATUR						
DECATUR CIRCUIT	1,987	4,724		6,674	401	1,926
DECATUR COUNTY	17,723	3,001	112	10,414	52,180	45,996
COUNTY TOTALS:	19,710	7,725	112	17,088	52,581	47,922
DEKALB						
DEKALB CIRCUIT	1,495	3,580		3,467	50	128
DEKALB SUPERIOR	10,236	7,660	18	17,287	47,800	32,321
COUNTY TOTALS:	11,731	11,240	18	20,754	47,850	32,449
DELAWARE						
DELAWARE ALL COURTS	25,778	18,073	3,087	51,754	31,048	54,615
COUNTY TOTALS:	25,778	18,073	3,087	51,754	31,048	54,615
DUBOIS						
DUBOIS CIRCUIT	2,353	4,777		3,789	5,430	4,444
DUBOIS SUPERIOR	16,408		3,917	8,048	17,762	50,528
COUNTY TOTALS:	18,761	4,777	3,917	11,837	23,192	54,972
ELKHART						
ELKHART CIRCUIT		7,155		5,240	150	805
ELKHART CO-ELK DIV & SUP 1 & 2	10,562	13,415	1,975	64,370	38,345	7,365
ELKHART SUP 3	2,634	4,751		2,846	14,733	2,874
COUNTY TOTALS:	13,196	25,321	1,975	72,456	53,228	11,044
FAYETTE						
FAYETTE CIR & SUP	10,300	4,858	3,136	10,355	99,697	25,565
COUNTY TOTALS:	10,300	4,858	3,136	10,355	99,697	25,565
FLOYD						
FLOYD ALL COURTS	19,979	9,956	11,158	18,077	1,799	41,968
COUNTY TOTALS:	19,979	9,956	11,158	18,077	1,799	41,968
FOUNTAIN						
FOUNTAIN CIRCUIT	4,796	3,174	400	5,808	3,386	10,958
COUNTY TOTALS:	4,796	3,174	400	5,808	3,386	10,958
FRANKLIN						
FRANKLIN CIRCUIT	5,825	8,352	796	5,594	25,455	24,782
COUNTY TOTALS:	5,825	8,352	796	5,594	25,455	24,782

TRIAL COURT REVENUES FOR STATE FUNDS

MUNICIPAL PROSECUTOR FEES	FAMILY & VICTIM ASSIS.FUND	BUREAU OF MOTOR VE- HICLE FEE	INFRACTION JUDGEMENTS	CONSER- VATION DEPART.	ALCOHOL & DRUG PROG. 7% DIV.ADD.SERV.	OTHER	TOTAL REV- ENUES FOR STATE FUNDS
	2,086	13,969	20,476	142			97,554
	7,020	13,969	20,476	142		20	117,886
	1,735	6,108	6,083	2,369	523		46,188
	1,735	6,108	6,083	2,369	523		46,188
	4,160					380	15,756
	2,340	15,333		480			95,643
	6,500	15,333		480		380	111,399
	7,212	7,405	2,766	60			103,273
	7,212	7,405	2,766	60			103,273
	3,607	5	180				19,504
		23,967		60			153,453
	3,607	23,972	180	60			172,957
	4,580						13,300
	3,601	17,104	16,948	630			153,605
	8,181	17,104	16,948	630			166,905
	16,603	22,253	21,231			1,040	245,482
	16,603	22,253	21,231			1,040	245,482
	4,974				68		25,835
	2,317	24,098	18,666	2,580	1,105		145,429
	7,291	24,098	18,666	2,580	1,173		171,264
	20,405					480	34,235
	6,987	3,814	28	990		722	148,573
	2,875	779		120			31,612
	30,267	4,593	28	1,110		1,202	214,420
	12,636	11,595	10,184	130		40	188,496
	12,636	11,595	10,184	130		40	188,496
	12,259		10,457			640	126,293
	12,259		10,457			640	126,293
	4,871	5,285	8,407				47,085
	4,871	5,285	8,407				47,085
	5,461	8,530		1,319		160	86,274
	5,461	8,530		1,319		160	86,274

	STATE DOCKET FEES	JUDICIAL FEES	COUNTY COURT JU- DICIAL FEES	JUDICIAL SALARIES FEE	FINES (STATE LAW VIOLATION)	PROS.ATTY. FEES(STATE PORTION)
FULTON						
FULTON CIRCUIT	2,974	4,977		4,952	787	514
FULTON COUNTY	9,402		1,862	6,960	10,045	29,990
COUNTY TOTALS:	12,376	4,977	1,862	11,912	10,832	30,504
GIBSON						
GIBSON CIRCUIT	3,446	4,948		4,096		240
GIBSON SUPERIOR	18,796	1,267	3,670	9,180	10,362	59,317
COUNTY TOTALS:	22,242	6,215	3,670	13,276	10,362	59,557
GRANT						
GRANT CIRCUIT	3,523	6,576		5,535	1,500	268
GRANT SUPERIOR 1	2,083	2,833		2,187		358
GRANT SUPERIOR 2	1,830	2,723		1,231	518	368
GRANT COUNTY	12,212	5,968	24,319			42,217
COUNTY TOTALS:	19,648	18,100	24,319	8,953	2,018	43,211
GREENE						
GREENE CIRCUIT	2,982	5,517		5,396	1,812	1,023
GREENE COUNTY	7,554		1,772	10,026	18,251	25,747
COUNTY TOTALS:	10,536	5,517	1,772	15,422	20,063	26,770
HAMILTON						
HAMILTON CIRCUIT	3,955	6,535		5,178	5,398	352
HAMILTON SUPERIOR 1	3,771	6,123		5,634	150	272
HAMILTON SUPERIOR 2	3,472	4,995		3,381	5,800	432
HAMILTON COUNTY	27,607	945	5,364	24,225	20,208	76,773
COUNTY TOTALS:	38,805	18,598	5,364	38,418	31,556	77,829
HANCOCK						
HANCOCK ALL COURTS	29,810	10,370	4,860	21,918	22,672	77,668
COUNTY TOTALS:	29,810	10,370	4,860	21,918	22,672	77,668
HARRISON						
HARRISON CIRCUIT	2,542	4,125		3,054	1,235	719
HARRISON COUNTY	7,587		2,213	8,189	8,190	24,254
COUNTY TOTALS:	10,129	4,125	2,213	11,243	9,425	24,973
HENDRICKS						
HENDRICKS ALL COURTS	30,787	12,666	4,753	21,824	49,324	78,675
COUNTY TOTALS:	30,787	12,666	4,753	21,824	49,324	78,675
HENRY						
HENRY CIRCUIT	2,512	4,789		3,930	19,500	710
HENRY SUPERIOR	2,649	5,121		4,247	155	1,032
HENRY COUNTY	6,387		1,548	16,757	24,245	29,098
COUNTY TOTALS:	11,548	9,910	1,548	24,934	43,900	30,840
HOWARD						
HOWARD CIRCUIT	2,872	5,438	18	5,537	800	1,988
HOWARD SUPERIOR 1	4,969	7,074	34	6,301	4,021	508
HOWARD SUPERIOR 2	3,813	5,209	14	3,934	194	273

TRIAL COURT REVENUES FOR STATE FUNDS

MUNICIPAL PROSECUTOR FEES	FAMILY & VICTIM ASSIS.FUND	BUREAU OF MOTOR VE- HICLE FEE	INFRACTION JUDGEMENTS	CONSER- VATION DEPART.	ALCOHOL & DRUG PROG. 7% DIV.ADD.SERV.	OTHER	TOTAL REV- ENUES FOR STATE FUNDS
	2,807				78		17,089
	1,111	15,030	21,437	60	2,358		98,255
	3,918	15,030	21,437	60	2,436		115,344
	4,870					9,688	27,288
	2,410	25,286	30,997				161,285
	7,280	25,286	30,997			9,688	188,573
	1,905						19,307
	1,400						8,861
	1,725						8,395
	3,527	21,889	27,040				137,172
	8,557	21,889	27,040				173,735
	5,202					160	22,092
	1,131	10,111	11,349	780			86,721
	6,333	10,111	11,349	780		160	108,813
	2,175						23,593
	2,085						18,035
	1,760						19,840
2,135		42,962	60,009	2,040	7,209		269,477
2,135	6,020	42,962	60,009	2,040	7,209		330,945
	12,500	40,750	10,571	70	5,965	520	237,674
	12,500	40,750	10,571	70	5,965	520	237,674
	4,526					120	16,321
	4,037	10,622	21,422	154			86,668
	8,563	10,622	21,422	154		120	102,989
	13,721	36,706	41,766	60	24,255		314,537
	13,721	36,706	41,766	60	24,255		314,537
	5,720					240	37,401
	2,400					280	15,884
		8,433	8,962				95,430
	8,120	8,433	8,962			520	148,715
	10,395					480	27,528
	2,653					172	25,732
	2,842					120	16,399

	STATE DOCKET FEES	JUDICIAL FEES	COUNTY COURT JU- DICIAL FEES	JUDICIAL SALARIES FEE	FINES (STATE LAW VIOLATION)	PROS.ATTY. FEES(STATE PORTION)
HOWARD COUNTY	22,643	529	7,726	25,964	912	85,624
COUNTY TOTALS:	34,297	18,250	7,792	41,736	5,927	88,393
HUNTINGTON						
HUNTINGTON CIR & CO	17,460	5,694	4,491	16,842	78,309	46,052
COUNTY TOTALS:	17,460	5,694	4,491	16,842	78,309	46,052
JACKSON						
JACKSON CIRCUIT	3,284	6,695		4,495	11,295	2,415
JACKSON COUNTY	41,705		8,746	23,183	24,269	132,096
COUNTY TOTALS:	44,989	6,695	8,746	27,678	35,564	134,511
JASPER						
JASPER CIRCUIT	2,790	4,726		1,992	6,178	292
JASPER SUPERIOR	23,857	5,597	4,010	11,892	31,858	71,477
COUNTY TOTALS:	26,647	10,323	4,010	13,884	38,036	71,769
JAY						
JAY CIRCUIT	1,842	3,288		2,893	1,324	64
JAY COUNTY	1,024		473	10,322	16,418	2,570
COUNTY TOTALS:	2,866	3,288	473	13,215	17,742	2,634
JEFFERSON						
JEFFERSON CIR & CO	11,497	5,066	1,704	19,001	84,065	32,680
COUNTY TOTALS:	11,497	5,066	1,704	19,001	84,065	32,680
JENNINGS						
JENNINGS CIRCUIT	2,577	4,860		8,998	10,002	2,629
COUNTY TOTALS:	2,577	4,860		8,998	10,002	2,629
JOHNSON						
JOHNSON ALL COURTS	12,533	17,763		27,273	55,735	7,707
COUNTY TOTALS:	12,533	17,763		27,273	55,735	7,707
KNOX						
KNOX CIRCUIT	1,694	3,644	1	4,157		222
KNOX SUPERIOR	2,123	2,844		1,938	565	339
KNOX COUNTY	15,034	6,208	2,941	15,727	17,956	57,657
COUNTY TOTALS:	18,851	12,696	2,942	21,822	18,521	58,218
KOSCIUSKO						
KOSCIUSKO CIR & SUP	9,277	13,508		13,438	5,240	1,738
KOSCIUSKO COUNTY	20,627		4,806	17,691	109,860	76,356
COUNTY TOTALS:	29,904	13,508	4,806	31,129	115,100	78,094
LAGRANGE						
LAGRANGE CIRCUIT	1,602	3,632		2,907	11,782	466
LAGRANGE COUNTY	12,228		2,569	7,373	74,797	38,400
COUNTY TOTALS:	13,830	3,632	2,569	10,280	86,579	38,866
LAKE						
LAKE CIR, CO 2 & 3 & PROBATE	156,370	59,772	25,100	153,435	54,478	370,383
LAKE SUP CIVIL 1 & 5	13,084	19,890		21,894		

TRIAL COURT REVENUES FOR STATE FUNDS

MUNICIPAL PROSECUTOR FEES	FAMILY & VICTIM ASSIS.FUND	BUREAU OF MOTOR VE- HICLE FEE	INFRACTION JUDGEMENTS	CONSER- VATION DEPART.	ALCOHOL & DRUG PROG. 7% DIV.ADD.SERV.	OTHER	TOTAL REV- ENUES FOR STATE FUNDS
	7,575	1,488	52,085	10			204,556
	23,465	1,488	52,085	10		772	274,215
360	8,770	22,485	60,095	2,380		360	263,298
360	8,770	22,485	60,095	2,380		360	263,298
	6,190						34,374
	3,182	67,230	176,813	640	8,586	5,340	491,790
	9,372	67,230	176,813	640	8,586	5,340	526,164
	2,410	5		559			18,952
	5,600	39,205	26,535	560			220,591
	8,010	39,210	26,535	1,119			239,543
	3,355					80	12,846
		2,594	533			1,002	34,936
	3,355	2,594	533			1,082	47,782
	7,912	12,860	7,050	230		180	182,245
	7,912	12,860	7,050	230		180	182,245
	3,840	858			114	120	33,998
	3,840	858			114	120	33,998
4,729	15,225	2,935		1,060			144,960
4,729	15,225	2,935		1,060			144,960
	1,860				23	100	11,701
	4,380					16	12,205
	3,240					44	118,807
	9,480				23	160	142,713
	9,310						52,511
	6,228	30,903	43,989	3,360			313,820
	15,538	30,903	43,989	3,360			366,331
	421						20,810
	4,606	19,103	38,272	2,080			199,428
	5,027	19,103	38,272	2,080			220,238
	53,871	187,045	309,495	810	25,307		1,396,066
	4,670						59,538

	STATE DOCKET FEES	JUDICIAL FEES	COUNTY COURT JU- DICIAL FEES	JUDICIAL SALARIES FEE	FINES (STATE LAW VIOLATION)	PROS.ATTY. FEES(STATE PORTION)
LAKE SUP CIVIL 2	11,248	19,556		19,487		
LAKE CO 1, SUP CIV 3 & 4, JUV	27,671	24,014	989	42,155		
LAKE SUP CRIMINAL		2,116			20,083	7,715
COUNTY TOTALS:	208,373	125,348	26,089	236,971	74,561	378,098
LAPORTE						
LAPORTE CIRCUIT	4,971	8,505		5,986		606
LAPORTE SUPERIOR 1	4,778	8,080		7,497	5,000	855
LAPORTE SUPERIOR 2	2,020	2,994		2,614		49
LAPORTE SUPERIOR 4	34,680	867	7,050	24,432	68,036	113,301
COUNTY TOTALS:	46,449	20,446	7,050	40,529	73,036	114,811
LAWRENCE						
LAWRENCE CIRCUIT	2,248	3,762		3,675	70	160
LAWRENCE SUPERIOR	2,448	4,162		4,075	63	144
LAWRENCE COUNTY	14,812		3,514	17,182	6,830	46,896
COUNTY TOTALS:	19,508	7,924	3,514	24,932	6,963	47,200
MADISON						
MADISON ALL COURTS	16,083	26,659	317		15,661	13,053
COUNTY TOTALS:	16,083	26,659	317		15,661	13,053
MARION						
MARION ALL COURTS	145,601	232,043		263,485	27,470	11,824
MARION SUPERIOR PROBATE	857	38,088		47,966		
MARION MUNICIPAL		737,413		55,085	832,818	1,022,981
COUNTY TOTALS:	146,458	1,007,544		366,536	860,288	1,034,805
MARSHALL						
MARSHALL ALL COURTS	27,017	9,424	4,552	23,160	98,225	86,315
COUNTY TOTALS:	27,017	9,424	4,552	23,160	98,225	86,315
MARTIN						
MARTIN CIRCUIT	5,906	3,293	1,290	3,437	15,581	22,227
COUNTY TOTALS:	5,906	3,293	1,290	3,437	15,581	22,227
MIAMI						
MIAMI CIRCUIT	1,006	2,447		1,369	2,002	2,329
MIAMI SUPERIOR	10,945	8,682	1,584	16,273	37,481	35,199
COUNTY TOTALS:	11,951	11,129	1,584	17,642	39,483	37,528
MONROE						
MONROE ALL COURTS	61,879	19,913	9,660	69,292	113,269	174,046
COUNTY TOTALS:	61,879	19,913	9,660	69,292	113,269	174,046
MONTGOMERY						
MONTGOMERY CIRCUIT	3,728	6,608	24	5,329	1,044	1,246
MONTGOMERY COUNTY	1,944	174	350	8,501	23,359	8,326
COUNTY TOTALS:	5,672	6,782	374	13,830	24,403	9,572
MORGAN						
MORGAN ALL COURTS	9,539	11,042	601	26,068	74,379	11,943
COUNTY TOTALS:	9,539	11,042	601	26,068	74,379	11,943

TRIAL COURT REVENUES FOR STATE FUNDS

MUNICIPAL PROSECUTOR FEES	FAMILY & VICTIM ASSIS. FUND	BUREAU OF MOTOR VE- HICLE FEE	INFRACTION JUDGEMENTS	CONSER- VATION DEPART.	ALCOHOL & DRUG PROG. 7% DIV. ADD. SERV.	OTHER	TOTAL REV- ENUES FOR STATE FUNDS
	7,050						57,341
	1,120	105					94,829
	66,711	187,150	309,495	810	25,307		31,139
							1,638,913
	8,200					300	28,568
	2,858					400	29,468
	1,300					240	9,217
	3,530	53,503	58,094	1,580			365,073
	15,888	53,503	58,094	1,580		940	432,326
	4,570						14,485
	2,770						13,662
	3,150	23,633	4,700	15	4,104		124,836
	10,490	23,633	4,700	15	4,104		152,983
	24,170						95,943
	24,170						95,943
	155,211					159,560	995,194
						10,565	97,476
	32,333	544,502	385,272	445	18,702		3,629,551
	187,544	544,502	385,272	445	18,702	170,125	4,722,221
	12,399	35,835	49,179	458		360	346,924
	12,399	35,835	49,179	458		360	346,924
	650	9,714		540	237		62,875
	650	9,714		540	237		62,875
	4,411						13,564
	4,592	17,802	17,293	230			150,081
	9,003	17,802	17,293	230			163,645
885	28,743	65,005	90,531	3,090	9,023	960	646,296
885	28,743	65,005	90,531	3,090	9,023	960	646,296
	6,290	138				160	24,567
	1,107	5,297	4,491	620			54,169
	7,397	5,435	4,491	620		160	78,736
	13,000	7,030			4,069		157,671
	13,000	7,030			4,069		157,671

	STATE DOCKET FEES	JUDICIAL FEES	COUNTY COURT JU- DICIAL FEES	JUDICIAL SALARIES FEE	FINES (STATE LAW VIOLATION)	PROS. ATTY. FEES (STATE PORTION)
NEWTON						
NEWTON CIR & SUP	7,891	4,367	1,146	6,019	74,311	21,600
COUNTY TOTALS:	7,891	4,367	1,146	6,019	74,311	21,600
NOBLE						
NOBLE CIRCUIT	3,263	5,556		3,785		62
NOBLE SUPERIOR	2,165	1,178		3,064		224
NOBLE COUNTY	8,065		1,785	16,256	111,632	29,574
COUNTY TOTALS:	13,493	6,734	1,785	23,105	111,632	29,860
OHIO						
OHIO CIRCUIT	325	586		592		
OHIO SUPERIOR	1,507	261	271	1,021	8,015	4,304
COUNTY TOTALS:	1,832	847	271	1,613	8,015	4,304
ORANGE						
ORANGE CIRCUIT	2,036	3,761		3,249	134	722
ORANGE COUNTY	8,249	438	1,587	8,752	9,995	28,773
COUNTY TOTALS:	10,285	4,199	1,587	12,001	10,129	29,495
OWEN						
OWEN CIRCUIT	6,931	5,108	1,013	6,592	19,618	22,343
COUNTY TOTALS:	6,931	5,108	1,013	6,592	19,618	22,343
PARKE						
PARKE CIRCUIT	7,271	3,811	1,040		7,120	17,049
COUNTY TOTALS:	7,271	3,811	1,040		7,120	17,049
PERRY						
PERRY CIRCUIT	5,089	2,336	691	8,907	12,394	12,039
COUNTY TOTALS:	5,089	2,336	691	8,907	12,394	12,039
PIKE						
PIKE CIRCUIT	6,260	2,835	880	4,415	7,426	17,024
COUNTY TOTALS:	6,260	2,835	880	4,415	7,426	17,024
PORTER						
PORTER ALL COURTS	92,080	33,450	14,490	77,649	127,490	235,474
COUNTY TOTALS:	92,080	33,450	14,490	77,649	127,490	235,474
POSEY						
PORTER CIRCUIT	1,883	3,573		5,512	105	96
POSEY COUNTY	10,555	2,111	2,111	2,183	7,372	38,207
COUNTY TOTALS:	12,438	5,684	2,111	7,695	7,477	38,303
PULASKI						
PULASKI CIRCUIT	1,584	2,766		2,449	1,541	889
PULASKI COUNTY	4,093	54	926	4,828	5,078	13,884
COUNTY TOTALS:	5,677	2,820	926	7,277	6,619	14,773
PUTNAM						
PUTNAM CIRCUIT	2,887	5,056		3,934	190	326

MUNICIPAL PROSECUTOR FEES	FAMILY & VICTIM ASSIS.FUND	BUREAU OF MOTOR VE- HICLE FEE	INFRACTION JUDGEMENTS	CONSER- VATION DEPART.	ALCOHOL & DRUG PROG. 7% DIV.ADD.SERV.	OTHER	<u>TOTAL REV- ENUES FOR STATE FUNDS</u>
	2,905	10,888	10,226	1,795			141,148
	2,905	10,888	10,226	1,795			141,148
	5,756					300	18,722
	680					40	7,351
		11,392	14,240	855			193,799
	6,436	11,392	14,240	855		340	219,872
	470						1,973
	740	2,240	2,770	150			21,279
	1,210	2,240	2,770	150			23,252
	3,089						12,991
	2,680	10,358		110			70,942
	5,769	10,358		110			83,933
	2,753	9,578	11,324	988	785		87,033
	2,753	9,578	11,324	988	785		87,033
	3,350	5,545				75	45,261
	3,350	5,545				75	45,261
	2,490	4,693	12,430				61,069
	2,490	4,693	12,430				61,069
	3,636	7,360	13,980	595			64,411
	3,636	7,360	13,980	595			64,411
	27,743	103,232	180,270	2,330		1,340	895,548
	27,743	103,232	180,270	2,330		1,340	895,548
	3,212			20			14,401
217		16,395	20,582	1,735			101,468
217	3,212	16,395	20,582	1,755			115,869
	1,900					320	11,449
	679	5,560	8,023	2,110		450	45,685
	2,579	5,560	8,023	2,110		770	57,134
	5,290						17,683

	STATE DOCKET FEES	JUDICIAL FEES	COUNTY COURT JU- DICIAL FEES	JUDICIAL SALARIES FEE	FINES (STATE LAW VIOLATION)	PROS. ATTY. FEES (STATE PORTION)
PUTNAM COUNTY	14,093	81	2,869	15,442	7,147	44,188
COUNTY TOTALS:	16,980	5,137	2,869	19,376	7,337	44,514
RANDOLPH						
RANDOLPH CIRCUIT	2,322	4,008		2,251		228
RANDOLPH COUNTY	199		192	7,562	1,998	407
COUNTY TOTALS:	2,521	4,008	192	9,813	1,998	635
RIPLEY						
RIPLEY CIRCUIT	2,551	4,696		9,922	1,954	1,472
COUNTY TOTALS:	2,551	4,696		9,922	1,954	1,472
RUSH						
RUSH CIRCUIT	1,810	3,457		3,348	1,201	362
RUSH COUNTY	6,241	36	1,434	9,226	36,099	21,498
COUNTY TOTALS:	8,051	3,493	1,434	12,574	37,300	21,860
ST. JOSEPH						
ST JOSEPH CIR & SUP	117,703	46,828	18,252	133,047	346,888	317,256
COUNTY TOTALS:	117,703	46,828	18,252	133,047	346,888	317,256
SCOTT						
SCOTT ALL COURTS	14,617	5,265	2,252	8,617	32,840	35,950
COUNTY TOTALS:	14,617	5,265	2,252	8,617	32,840	35,950
SHELBY						
SHELBY ALL COURTS	17,538	10,943	8,308	24,973	67,199	56,155
COUNTY TOTALS:	17,538	10,943	8,308	24,973	67,199	56,155
SPENCER						
SPENCER CIRCUIT	15,297	3,209	2,634	7,305	5,567	42,569
COUNTY TOTALS:	15,297	3,209	2,634	7,305	5,567	42,569
STARKE						
STARKE CIRCUIT	4,206	6,956		9,984	1,760	2,617
COUNTY TOTALS:	4,206	6,956		9,984	1,760	2,617
STIEUBEN						
STIEUBEN CIRCUIT	2,692	4,553		3,688	581	594
STIEUBEN COUNTY	6,308		1,633	9,130	31,723	18,878
COUNTY TOTALS:	9,000	4,553	1,633	12,818	32,304	19,472
SULLIVAN						
SULLIVAN ALL COURTS	12,368	4,139	1,979	13,825	26,115	31,677
COUNTY TOTALS:	12,368	4,139	1,979	13,825	26,115	31,677
SWITZERLAND						
SWITZERLAND ALL COURTS	2,242	1,351	277	2,838	13,785	4,416
COUNTY TOTALS:	2,242	1,351	277	2,838	13,785	4,416
TIPPECANOE						
TIPPECANOE CIRCUIT	3,690	8,700		10,921		
TIPPECANOE SUP 1	3,109	4,423		1,850		

MUNICIPAL PROSECUTOR FEES	FAMILY & VICTIM ASSIS.FUND	BUREAU OF MOTOR VE- HICLE FEE	INFRACTION JUDGEMENTS	CONSER- VATION DEPART.	ALCOHOL & DRUG PROG. 7% DIV.ADD.SERV.	OTHER	TOTAL REV- ENUES FOR STATE FUNDS
4,924		16,925	46,170	160		357	152,356
4,924	5,290	16,925	46,170	160		357	170,039
	4,575						13,384
	65	220					10,643
	4,640	220					24,027
	3,082					222	23,899
	3,082					222	23,899
	2,890	68				280	13,416
	1,735	11,650	9,857	655		22	98,453
	4,625	11,718	9,857	655		302	111,869
	13,498	163,711		410		1,840	1,159,433
	13,498	163,711		410		1,840	1,159,433
60	7,480	16,066	17,660	460			141,267
60	7,480	16,066	17,660	460			141,267
	6,517	24,391		655	4,204	580	221,463
	6,517	24,391		655	4,204	580	221,463
	2,288	19,110	48,740	1,201			147,920
	2,288	19,110	48,740	1,201			147,920
	3,994					240	29,757
	3,994					240	29,757
	2,040						14,148
	1,535	9,323	14,380	3,710			96,620
	3,575	9,323	14,380	3,710			110,768
15	6,845		15,850				112,813
15	6,845		15,850				112,813
	1,557	1,625	2,093	3,525		1,119	34,828
	1,557	1,625	2,093	3,525		1,119	34,828
	12,433						35,744
	3,585						12,967

	STATE DOCKET FEES	JUDICIAL FEES	COUNTY COURT JU- DICIAL FEES	JUDICIAL SALARIES FEE	FINES (STATE LAW VIOLATION)	PROS.ATTY. FEES(STATE PORTION)
TIPPECANOE SUP 2	3,257	4,254		1,850		
TIPPECANOE COUNTY I & II	38,048	4,253	6,941	66,412	43,775	84,813
COUNTY TOTALS:	48,104	21,630	6,941	81,033	43,775	84,813
TIPION						
TIPTON CIRCUIT	1,852	3,271		3,720	5,384	640
COUNTY TOTALS:	1,852	3,271		3,720	5,384	640
UNION						
UNION CIRCUIT	8,118	2,784	1,410	3,511	28,475	26,445
COUNTY TOTALS:	8,118	2,784	1,410	3,511	28,475	26,445
VANDERBURGH						
VANDERBURGH ALL COURTS	80,581	45,891	11,916	113,772	139,716	219,978
COUNTY TOTALS:	80,581	45,891	11,916	113,772	139,716	219,978
VERMILLION						
VERMILLION CIRCUIT	4,249	3,093	495	5,400		7,819
COUNTY TOTALS:	4,249	3,093	495	5,400		7,819
VIGO						
VIGO ALL COURTS	17,744	21,214	965	57,306	38,896	16,804
COUNTY TOTALS:	17,744	21,214	965	57,306	38,896	16,804
WABASH						
WABASH ALL COURTS	16,426	6,886	2,819	20,655	53,034	40,545
COUNTY TOTALS:	16,426	6,886	2,819	20,655	53,034	40,545
WARREN						
WARREN CIRCUIT	6,281	1,765	1,096	2,832	11,551	18,965
COUNTY TOTALS:	6,281	1,765	1,096	2,832	11,551	18,965
WARRICK						
WARRICK CIRCUIT	2,703	4,165		3,737	2,826	896
WARRICK SUPERIOR	24,366	8,324		14,951	19,246	74,748
COUNTY TOTALS:	27,069	12,489		18,688	22,072	75,644
WASHINGTON						
WASHINGTON CIRCUIT	2,646	5,382		8,232	7,890	21,979
COUNTY TOTALS:	2,646	5,382		8,232	7,890	21,979
WAYNE						
WAYNE CIR & SUP 1 & 2	7,659	13,283		11,698	9,822	4,924
WAYNE SUPERIOR 3	47,193	765	23,949	27,205	175,852	172,821
COUNTY TOTALS:	54,852	14,048	23,949	38,903	185,674	177,745
WELLS						
WELLS CIRCUIT	1,725	3,615		3,058	1,560	248
WELLS SUPERIOR	1,833	1,259	423	6,878	23,826	7,966
COUNTY TOTALS:	3,558	4,874	423	9,936	25,386	8,214
WHITE						
WHITE CIRCUIT	2,232	4,243		3,840	3	726

MUNICIPAL PROSECUTOR FEES	FAMILY & VICTIM ASSIS.FUND	BUREAU OF MOTOR VE- HICLE FEE	INFRACTION JUDGEMENTS	CONSER- VATION DEPART.	ALCOHOL & DRUG PROG. 7% DIV.ADD.SERV.	OTHER	TOTAL REV- ENUES FOR STATE FUNDS
	3,710						13,071
	2,737	66,015	47,641	110			360,745
	22,465	66,015	47,641	110			422,527
	2,892						17,759
	2,892						17,759
40	1,755	11,503	21,178	614			105,833
40	1,755	11,503	21,178	614			105,833
	42,540	87,023	61,662	970		99	804,148
	42,540	87,023	61,662	970		99	804,148
	3,394	4,240	3,922	110	2,716	1,376	36,814
	3,394	4,240	3,922	110	2,716	1,376	36,814
	24,110		1,694		5,661		184,394
	24,110		1,694		5,661		184,394
	2,370	20,099	50,571	1,410			214,815
	2,370	20,099	50,571	1,410			214,815
	1,914	8,539	12,103	582			65,628
	1,914	8,539	12,103	582			65,628
	4,690						19,017
	5,210	31,983	48,155	4,297	3,699		234,979
	9,900	31,983	48,155	4,297	3,699		253,996
	5,510				28	375	52,042
	5,510				28	375	52,042
	11,195					180	58,761
65		75,915	199,657	1,005	1,928		726,355
65	11,195	75,915	199,657	1,005	1,928	180	785,116
	3,023			120		160	13,509
15	1,870	5,180	1,580				50,830
15	4,893	5,180	1,580	120		160	64,339
	3,429					140	14,613

	STATE DOCKET FEES	JUDICIAL FEES	COUNTY COURT JU- DICIAL FEES	JUDICIAL SALARIES FEE	FINES (STATE LAW VIOLATION)	PROS.ATTY. FEES(STATE PORTION)
WHITE SUPERIOR	9,804		2,514	7,106	24,559	34,958
COUNTY TOTALS:	12,036	4,243	2,514	10,946	24,562	35,684
WHITLEY						
WHITLEY CIRCUIT	3,966	4,087		3,611		
WHITLEY SUPERIOR	12,350	1,035	2,674	11,249	77,302	47,972
COUNTY TOTALS:	16,316	5,122	2,674	14,860	77,302	47,972
GRAND TOTALS:	2,122,204	2,013,074	338,879	2,707,555	4,741,942	5,851,650

TRIAL COURT REVENUES FOR STATE FUNDS

MUNICIPAL PROSECUTOR FEES	FAMILY & VICTIM ASSIS.FUND	BUREAU OF MOTOR VE- HICLE FEE	INFRACTION JUDGEMENTS	CONSER- VATION DEPART.	ALCOHOL & DRUG PROG. 7% DIV.ADD.SERV.	OTHER	<u>TOTAL REV- ENUES FOR STATE FUNDS</u>
		14,512	11,606	355			105,414
	3,429	14,512	11,606	355		140	120,027
	3,880						15,544
	640	23,332	52,652	1,640			230,846
	4,520	23,332	52,652	1,640			246,390
14,705	1,073,565	2,666,723	3,134,345	67,364	148,520	219,036	25,099,562

	COURT COSTS	COUNTY DOCKET FEES	SERVICE OF PROC. & CERT. MAIL FEES	COUNTY POLICE PENSION TRUST
ADAMS				
ADAMS CIRCUIT	7,127		543	882
ADAMS SUPERIOR	1,872	14,275	408	2,927
COUNTY TOTALS:	8,999	14,275	951	3,809
ALLEN				
ALLEN CIR & SUP	251,707		22,497	138,845
COUNTY TOTALS:	251,707		22,497	138,845
BARTHOLOMEW				
BARTHOLOMEW CIRCUIT	6,845	58	4,719	
BARTHOLOMEW SUPERIOR	9,501	10	4,874	
BARTHOLOMEW COUNTY	4,090	48,195	10,288	
COUNTY TOTALS:	20,436	48,263	19,881	
BENTON				
BENTON CIRCUIT	6,059	5,316	2,556	
COUNTY TOTALS:	6,059	5,316	2,556	
BLACKFORD				
BLACKFORD CIRCUIT	7,124	3,244	4,848	
COUNTY TOTALS:	7,124	3,244	4,848	
BOONE				
BOONE ALL COURTS	13,401	6,615	4,447	
COUNTY TOTALS:	13,401	6,615	4,447	
BROWN				
BROWN CIRCUIT	3,925	6,035	5,391	
COUNTY TOTALS:	3,925	6,035	5,391	
CARROLL				
CARROLL CIRCUIT	7,182	11,153	4,557	
COUNTY TOTALS:	7,182	11,153	4,557	
CASS				
CASS CIRCUIT	7,891	7,498	838	4,099
CASS SUPERIOR	10,343	11,105	1,169	12,775
COUNTY TOTALS:	18,234	18,603	2,007	16,874
CLARK				
CLARK CIRCUIT	6,454		650	1,130
CLARK SUPERIOR 1	5,172		2,730	2,949
CLARK SUPERIOR 2	10,181		6,153	5,961
CLARK COUNTY	6,427	37,126	1,620	12,885
COUNTY TOTALS:	28,234	37,126	11,153	22,925
CLAY				
CLAY CIRCUIT	8,362		1,710	
CLAY SUPERIOR	1,519	9,354	3,525	
COUNTY TOTALS:	9,881	9,354	5,235	
CLINTON				
CLINTON CIRCUIT	16,384		3,839	

TRIAL COURT REVENUES FOR COUNTY FUNDS

JURY FEES	SUPPORT FEES	PROS.ATTY. FEE(COUNTY PORTION)	ADULT PROBATION USER FEE	CHANGE OF VENUE	BAIL BOND FEE	OTHER
150	6,358	8	1,775		30	4,350
100	1,020	8,072	6,420		1,815	231
250	7,378	8,080	8,195		1,845	4,581
	82,188	88,352	66,837		11,365	53,193
	82,188	88,352	66,837		11,365	53,193
400	8,055	49	3,595	240	10	
50	6,595	38	1,240	174	10	
		18,792	43,552	24	7,940	
450	14,650	18,879	48,387	438	7,960	
	1,575	3,447	2,902	158	245	
	1,575	3,447	2,902	158	245	
	4,601	156	4,400	1,996	30	
	4,601	156	4,400	1,996	30	
	10,388	2,882	6,270		1,600	
	10,388	2,882	6,270		1,600	
	1,738	4,330	21,867		975	7,498
	1,738	4,330	21,867		975	7,498
50	2,685	5,620	3,773		1,865	
50	2,685	5,620	3,773		1,865	
100	11,283	5,941	11,261		815	6,181
100		188	140		45	3,116
200	11,283	6,129	11,401		860	9,297
		44	5,080		55	
400	15,456	104	9,814		275	
400	6,827				40	
50		23,148	19,091		3,430	
850	22,283	23,296	33,985		3,800	
250	3,915	20	1,550	2,600	70	5,733
	485	4,824	17,980		1,110	4,967
250	4,400	4,844	19,530	2,600	1,180	10,700
100	8,398	100	4,145	710	120	1,210

	COURT COSTS	COUNTY DOCKET FEES	SERVICE OF PROC. & CERT. MAIL FEES	COUNTY POLICE PENSION TRUST
CLINTON COUNTY	1,369	14,128	6,559	
COUNTY TOTALS:	17,753	14,128	10,398	
CRAWFORD				
CRAWFORD CIRCUIT	3,111	5,288	2,369	
COUNTY TOTALS:	3,111	5,288	2,369	
DAVISS				
DAVISS CIRCUIT	8,368		1,320	2,160
DAVISS COUNTY	67	17,738	30	2,864
COUNTY TOTALS:	8,435	17,738	1,350	5,024
DEARBORN				
DEARBORN CIR & CO	9,651	11,290	6,749	
COUNTY TOTALS:	9,651	11,290	6,749	
DECATUR				
DECATUR CIRCUIT	9,492	360	1,388	2,473
DECATUR COUNTY	310	17,625	2,217	
COUNTY TOTALS:	9,802	17,985	3,605	2,473
DEKALB				
DEKALB CIRCUIT	10,763		850	1,720
DEKALB SUPERIOR	8,652	19,085	175	9,480
COUNTY TOTALS:	19,415	19,085	1,025	11,200
DELAWARE				
DELAWARE ALL COURTS	38,965	42,093	67,858	
COUNTY TOTALS:	38,965	42,093	67,858	
DUBOIS				
DUBOIS CIRCUIT	11,623		3,279	
DUBOIS SUPERIOR		20,243	2,332	
COUNTY TOTALS:	11,623	20,243	5,611	
ELKHART				
ELKHART CIRCUIT	16,840	105	2,140	4,954
ELKHART CO-ELK DIV & SUP 1 & 2	25,951	48,966	60,545	
ELKHART SUP 3	6,393		1,770	3,562
COUNTY TOTALS:	49,184	49,071	64,455	8,516
FAYETTE				
FAYETTE CIR & SUP	9,146	12,165	12,511	
COUNTY TOTALS:	9,146	12,165	12,511	
FLOYD				
FLOYD ALL COURTS	25,190	17,457	12,114	4,061
COUNTY TOTALS:	25,190	17,457	12,114	4,061
FOUNTAIN				
FOUNTAIN CIRCUIT	9,071	5,070	3,985	
COUNTY TOTALS:	9,071	5,070	3,985	
FRANKLIN				
FRANKLIN CIRCUIT	11,924	5,636	2,836	
COUNTY TOTALS:	11,924	5,636	2,836	

TRIAL COURT REVENUES FOR COUNTY FUNDS

JURY FEES	SUPPORT FEES	PROS.ATTY. FEE (COUNTY PORTION)	ADULT PROBATION USER FEE	CHANGE OF VENUE	BAIL BOND FEE	OTHER
60		6,918	1,690		1,490	7,665
160	8,398	7,018	5,835	710	1,610	8,875
500	605	3,199	2,960		2,600	
500	605	3,199	2,960		2,600	
400	5,405	72	505	1,128	315	
194		7,620	6,340		2,510	6,535
594	5,405	7,692	6,845	1,128	2,825	6,535
150	4,170	2,579	14,686	180	2,898	14,505
150	4,170	2,579	14,686	180	2,898	14,505
100	6,455	3,456	7,832		205	11,786
		11,500	14,150		965	
100	6,455	14,956	21,982		1,170	11,786
9	8,468	32				6,556
60		8,084	16,720		1,707	5,190
69	8,468	8,116	16,720		1,707	11,746
15,650		12,572	5,625		4,640	9,621
15,650		12,572	5,625		4,640	9,621
	3,825	456	7,865		70	
		12,629	7,130		1,625	
	3,825	13,085	14,995		1,695	
835	9,551	96	9,505		612	10,102
347	13,900	1,030	35,686		2,030	9,005
		420	7,084			1,026
1,182	23,451	1,546	52,275		2,642	20,133
	4,280	6,044	14,815	720	3,395	
	4,280	6,044	14,815	720	3,395	
	150	9,270	8,198		225	6,542
	150	9,270	8,198		225	6,542
	3,016	2,748	6,935		15,943	
	3,016	2,748	6,935		15,943	
	765	5,759	14,263		1,142	4,002
	765	5,759	14,263		1,142	4,002

	COURT COSTS	COUNTY DOCKET FEES	SERVICE OF PROC. & CERT. MAIL FEES	COUNTY POLICE PENSION TRUST
FULTON				
FULTON CIRCUIT	7,504		1,295	6,770
FULTON COUNTY		14,092		3,386
COUNTY TOTALS:	7,504	14,092	1,295	10,156
GIBSON				
GIBSON CIRCUIT	931	10	5,033	7,208
GIBSON SUPERIOR	620	22,408	2,118	
COUNTY TOTALS:	1,551	22,418	7,151	7,208
GRANT				
GRANT CIRCUIT	15,634		4,460	
GRANT SUPERIOR 1	3,297		3,205	
GRANT SUPERIOR 2	3,805		1,693	
GRANT COUNTY		32,805	657	12,469
COUNTY TOTALS:	22,736	32,805	10,015	12,469
GREENE				
GREENE CIRCUIT	9,319		2,460	4,884
GREENE COUNTY		15,597	3,137	
COUNTY TOTALS:	9,319	15,597	5,597	4,884
HAMILTON				
HAMILTON CIRCUIT	14,628		2,913	2,567
HAMILTON SUPERIOR 1	9,134		2,476	2,581
HAMILTON SUPERIOR 2	5,416		2,060	2,196
HAMILTON COUNTY	2,614	41,661	676	15,031
COUNTY TOTALS:	31,792	41,661	8,125	22,375
HANCOCK				
HANCOCK ALL COURTS	19,224	30,580	2,717	7,101
COUNTY TOTALS:	19,224	30,580	2,717	7,101
HARRISON				
HARRISON CIRCUIT	6,946		3,018	
HARRISON COUNTY	800	12,099	2,201	
COUNTY TOTALS:	7,746	12,099	5,219	
HENDRICKS				
HENDRICKS ALL COURTS	18,492	33,289	15,068	
COUNTY TOTALS:	18,492	33,289	15,068	
HENRY				
HENRY CIRCUIT	7,960		1,108	2,165
HENRY SUPERIOR	9,024		1,421	3,225
HENRY COUNTY	1,726	18,761	17	4,627
COUNTY TOTALS:	18,710	18,761	2,546	10,017
HOWARD				
HOWARD CIRCUIT	10,219	2,209	4,639	
HOWARD SUPERIOR 1	8,384		8,352	10
HOWARD SUPERIOR 2	6,451		5,549	

TRIAL COURT REVENUES FOR COUNTY FUNDS

JURY FEES	SUPPORT FEES	PROS.ATTY. FEE (COUNTY PORTION)	ADULT PROBATION USER FEE	CHANGE OF VENUE	BAIL BOND FEE	OTHER
	5,186	132	4,838	876	165	
200		7,526	18,029		400	
200	5,186	7,658	22,867	876	565	
350	3,430	60	2,890		125	
50	45	14,676	15,967		2,580	318
400	3,475	14,736	18,857		2,705	318
		34	3,982		160	22
		52	2,355		80	10
		50	1,936		135	18
		9,570	19,577		25,713	
		9,706	27,850		26,088	50
	3,038	92	860	4,411		12,771
		5,848	400		3,745	674
	3,038	5,940	1,260	4,411	3,745	13,445
206	5,518	86	5,319		2,690	5,228
20	6,030	68	4,718		40	3,167
210	4,370	108	8,501		60	2,807
150		23,213	179,465		3,775	5,525
586	15,918	23,475	198,003		6,565	16,727
1,155	13,982	18,405	9,689		4,709	17,963
1,155	13,982	18,405	9,689		4,709	17,963
165	3,465	168	4,798			5,635
		5,522	2,382			2,187
165	3,465	5,690	7,180			7,822
788	3,990	19,644	81,455			
788	3,990	19,644	81,455			
	7,655	80	4,072			10,131
	6,773	112	2,830			1,061
332		4,926	2,720			106
332	14,428	5,118	9,622			11,298
19	17,543	120	9,077			11,592
	855	68	6,054			3,867
10	1,056	36	2,428			2,737

	COURT COSTS	COUNTY DOCKET FEES	SERVICE OF PROC. & CERT. MAIL FEES	COUNTY POLICE PENSION TRUST
HOWARD COUNTY	2,143	43,918	24,513	
COUNTY TOTALS:	27,197	46,127	43,053	10
HUNTINGTON				
HUNTINGTON CIR & CO	11,779	25,076	1,266	11,812
COUNTY TOTALS:	11,779	25,076	1,266	11,812
JACKSON				
JACKSON CIRCUIT	10,990		5,194	
JACKSON COUNTY		55,118	3,128	
COUNTY TOTALS:	10,990	55,118	8,322	
JASPER				
JASPER CIRCUIT	8,752		2,113	
JASPER SUPERIOR	3,928	26,406	6,446	
COUNTY TOTALS:	12,680	26,406	8,559	
JAY				
JAY CIRCUIT	6,723		3,028	
JAY COUNTY	1,725	8,629	2,125	
COUNTY TOTALS:	8,448	8,629	5,153	
JEFFERSON				
JEFFERSON CIR & CO	10,012	17,586	9,279	
COUNTY TOTALS:	10,012	17,586	9,279	
JENNINGS				
JENNINGS CIRCUIT	7,727	4,498	7,539	
COUNTY TOTALS:	7,727	4,498	7,539	
JOHNSON				
JOHNSON ALL COURTS	31,222	12,722	29,230	
COUNTY TOTALS:	31,222	12,722	29,230	
KNOX				
KNOX CIRCUIT	5,618	5	2,472	
KNOX SUPERIOR	2,834		3,277	
KNOX COUNTY	6,945	26,791	7,273	
COUNTY TOTALS:	15,397	26,796	13,022	
KOSCIUSKO				
KOSCIUSKO CIR & SUP	21,913	4,230	15,212	3,200
KOSCIUSKO COUNTY		30,680	10,526	1,000
COUNTY TOTALS:	21,913	34,910	25,738	4,200
LAGRANGE				
LAGRANGE CIRCUIT	7,491	5	1,410	1,438
LAGRANGE COUNTY	902	15,833	100	1,846
COUNTY TOTALS:	8,393	15,838	1,510	3,284
LAKE				
LAKE CIR, CO 2 & 3 & PROBATE	64,116	155,110	147,588	
LAKE SUP CIVIL 1 & 5	21,834		25,088	

TRIAL COURT REVENUES FOR COUNTY FUNDS

JURY FEES	SUPPORT FEES	PROS.ATTY. FEE (COUNTY PORTION)	ADULT PROBATION USER FEE	CHANGE OF VENUE	BAIL BOND FEE	OTHER
		17,956	10,248			32,790
29	19,454	18,180	27,807			50,986
	5,420	11,520	1,526		2,330	16,403
	5,420	11,520	1,526		2,330	16,403
	4,295	380	16,058			8,476
		33,096	4,402			
	4,295	33,476	20,460			8,476
	3,270	40	2,170	1,897	8	8,992
2,641		16,868	3,982	1,561	368	6,345
2,641	3,270	16,908	6,152	3,458	376	15,337
	6,337	12	1,120			2,546
		653	18,080		678	
	6,337	665	19,200		678	2,546
	2,175	6,904	232			4,477
	2,175	6,904	232			4,477
	3,355	348	5,044		2,630	1,481
	3,355	348	5,044		2,630	1,481
735	17,117	1,941	39,616		2,360	26,597
735	17,117	1,941	39,616		2,360	26,597
	605	24	664			621
100	1,980	60	2,835			172
		13,376	3,569			1,384
100	2,585	13,460	7,068			2,177
250	20,310	211	7,475		575	
213		16,943	5,660		1,340	
463	20,310	17,154	13,135		1,915	
317	4,296	120	7,402		20	2,404
		9,620	7,910		2,410	920
317	4,296	9,740	15,312		2,430	3,324
240	53,900	85,661	70,918	11,184	17,496	274,286
503				6,384		20,347

	COURT COSTS	COUNTY DOCKET FEES	SERVICE OF PROC. & CERT. MAIL FEES	COUNTY POLICE PENSION TRUST
LAKE SUP CIVIL 2	29,683		18,852	
LAKE CO 1, SUP CIV 3 & 4, JUV	29,458	10,583	33,923	14,498
LAKE SUP CRIMINAL	2,378		2,445	
COUNTY TOTALS:	147,469	165,693	227,896	14,498
LAPORTE				
LAPORTE CIRCUIT	20,107		6,406	
LAPORTE SUPERIOR 1	12,173		7,550	
LAPORTE SUPERIOR 2	3,686		3,301	
LAPORTE SUPERIOR 4	785	49,914	9,883	
COUNTY TOTALS:	36,751	49,914	27,140	
LAWRENCE				
LAWRENCE CIRCUIT	7,017		6,008	
LAWRENCE SUPERIOR	7,217		6,223	
LAWRENCE COUNTY	266	27,658	721	4,007
COUNTY TOTALS:	14,500	27,658	12,952	4,007
MADISON				
MADISON ALL COURTS	57,071	40,766	59,819	
COUNTY TOTALS:	57,071	40,766	59,819	
MARION				
MARION ALL COURTS	354,474		274,841	
MARION SUPERIOR PROBATE	99,079		1,629	
MARION MUNICIPAL		1,094,659		
COUNTY TOTALS:	453,553	1,094,659	276,470	
MARSHALL				
MARSHALL ALL COURTS	21,326	32,906	23,869	
COUNTY TOTALS:	21,326	32,906	23,869	
MARTIN				
MARTIN CIRCUIT	3,383	5,568	12,854	13,166
COUNTY TOTALS:	3,383	5,568	12,854	13,166
MIAMI				
MIAMI CIRCUIT	3,068		2,587	
MIAMI SUPERIOR	13,875	16,212	12,614	
COUNTY TOTALS:	16,943	16,212	15,201	
MONROE				
MONROE ALL COURTS	40,700	81,822	24,966	
COUNTY TOTALS:	40,700	81,822	24,966	
MONTGOMERY				
MONTGOMERY CIRCUIT	13,821	42	2,250	3,066
MONTGOMERY COUNTY	160	9,309		3,668
COUNTY TOTALS:	13,981	9,351	2,250	6,734
MORGAN				
MORGAN ALL COURTS	19,374	18,646	18,218	5,064
COUNTY TOTALS:	19,374	18,646	18,218	5,064

JURY FEES	SUPPORT FEES	PROS.ATTY. FEE (COUNTY PORTION)	ADULT PROBATION USER FEE	CHANGE OF VENUE	BAIL BOND FEE	OTHER
200		14,298	12,164	5,064	45	780
565				6,216	35	23,619
2,879		932	29,307		2,704	69,085
4,387	53,900	100,891	112,389	28,848	20,280	388,117
100	6,238	77	370		5	
100	3,678	112	4,263		110	1,696
	1,068	12	20		30	358
20		26,761	945		5,228	300
220	10,984	26,962	5,598		5,373	2,354
	4,685	36	14,900	26,161	1,105	
	4,285	30	7,540		1,315	
		11,724			1,220	2,237
	8,970	11,790	22,440	26,161	3,640	2,237
659	15,957	1,761	62,327			
659	15,957	1,761	62,327			
14,151	129,150	1,766		33,480	975	193,900
460		325,806			65,890	94,374
14,611	129,150	327,572		33,480	66,865	288,274
406	8,275	18,261	12,739		3,963	
406	8,275	18,261	12,739		3,963	
50	1,775	4,478	6,605	96	550	
50	1,775	4,478	6,605	96	550	
	1,765	468	10,546			1,525
	2,385	8,005	29,110			20,814
	4,150	8,473	39,656			22,339
270	18,357	39,745	52,705		11,325	
270	18,357	39,745	52,705		11,325	
	3,240	165	4,893		15	10,249
		1,436	10,778		730	
	3,240	1,601	15,671		745	10,249
200	1,160	2,988	67,343	5,105		
200	1,160	2,988	67,343	5,105		

	COURT COSTS	COUNTY DOCKET FEES	SERVICE OF PROC. & CERT. MAIL FEES	COUNTY POLICE PENSION TRUST
NEWTON				
NEWTON CIR & SUP	7,508	7,666	5,842	
COUNTY TOTALS:	7,508	7,666	5,842	
NOBLE				
NOBLE CIRCUIT	8,921		3,293	
NOBLE SUPERIOR	3,585		1,456	
NOBLE COUNTY		20,293	4,443	
COUNTY TOTALS:	12,506	20,293	9,192	
OHIO				
OHIO CIRCUIT	749		428	
OHIO SUPERIOR	310	1,880	490	
COUNTY TOTALS:	1,059	1,880	918	
ORANGE				
ORANGE CIRCUIT	4,026		2,881	
ORANGE COUNTY	811	13,653	3,511	
COUNTY TOTALS:	4,837	13,653	6,392	
OWEN				
OWEN CIRCUIT	7,824	7,463	7,026	
COUNTY TOTALS:	7,824	7,463	7,026	
PARKE				
PARKE CIRCUIT	3,947	6,657	1,322	
COUNTY TOTALS:	3,947	6,657	1,322	
PERRY				
PERRY CIRCUIT	7,526	8,810	3,288	
COUNTY TOTALS:	7,526	8,810	3,288	
PIKE				
PIKE CIRCUIT	6,106	5,895	4,218	
COUNTY TOTALS:	6,106	5,895	4,218	
PORTER				
PORTER ALL COURTS	41,598	98,885	16,628	40,765
COUNTY TOTALS:	41,598	98,885	16,628	40,765
POSEY				
PORTER CIRCUIT	7,952		4,193	
POSEY COUNTY		10,555		
COUNTY TOTALS:	7,952	10,555	4,193	
PULASKI				
PULASKI CIRCUIT	8,789	20	2,889	
PULASKI COUNTY	21	7,406	2,287	
COUNTY TOTALS:	8,810	7,426	5,176	
PUTNAM				
PUTNAM CIRCUIT	8,724	570	1,839	

TRIAL COURT REVENUES FOR COUNTY FUNDS

JURY FEES	SUPPORT FEES	PROS.ATTY. FEE (COUNTY PORTION)	ADULT PROBATION USER FEE	CHANGE OF VENUE	BAIL BOND FEE	OTHER
100	1,650	5,481	9,798	576	813	14,500
100	1,650	5,481	9,798	576	813	14,500
5	4,741	8			100	4,577
26	1,317	28			5	1,073
10		6,078	59,467		3,090	3
41	6,058	6,114	59,467		3,195	5,653
	825					
		1,076	2,700		125	
	825	1,076	2,700		125	
	3,210	160	1,981		345	
		6,348	19,239		1,460	
	3,210	6,508	21,220		1,805	
400	1,245	5,094	14,506	4,938	1,065	8,835
400	1,245	5,094	14,506	4,938	1,065	8,835
	2,790	4,265			75	
	2,790	4,265			75	
		3,072				833
		3,072				833
	2,805	3,640	14,651		450	8,049
	2,805	3,640	14,651		450	8,049
260	29,102	54,706	46,944		10,070	29,709
260	29,102	54,706	46,944		10,070	29,709
	2,865	24	930		20	
235		8,396	36,804		1,535	4,460
235	2,865	8,420	37,734		1,555	4,460
	2,405	120	3,745		190	2,434
33		3,131	12,221		550	405
33	2,405	3,251	15,966		740	2,839
	6,150	44	6,091		50	8,043

	COURT COSTS	COUNTY DOCKET FEES	SERVICE OF PROC. & CERT. MAIL FEES	COUNTY POLICE PENSION TRUST
PUTNAM COUNTY	1,081	24,198	3,106	
COUNTY TOTALS:	9,805	24,768	4,945	
RANDOLPH				
RANDOLPH CIRCUIT	9,080		4,750	
RANDOLPH COUNTY	1,024	5,822	5,839	
COUNTY TOTALS:	10,104	5,822	10,589	
RIPLEY				
RIPLEY CIRCUIT	8,654	4,356	5,900	1,283
COUNTY TOTALS:	8,654	4,356	5,900	1,283
RUSH				
RUSH CIRCUIT	6,153	43	5,473	
RUSH COUNTY	124	13,426	1,472	
COUNTY TOTALS:	6,277	13,469	6,945	
ST. JOSEPH				
ST JOSEPH CIR & SUP	84,513	169,149	156,739	
COUNTY TOTALS:	84,513	169,149	156,739	
SCOTT				
SCOTT ALL COURTS	9,788	11,265	9,122	
COUNTY TOTALS:	9,788	11,265	9,122	
SHELBY				
SHELBY ALL COURTS	28,276	22,844	3,755	18,923
COUNTY TOTALS:	28,276	22,844	3,755	18,923
SPENCER				
SPENCER CIRCUIT	7,294	13,170	5,758	
COUNTY TOTALS:	7,294	13,170	5,758	
STARKE				
STARKE CIRCUIT	11,847	4,669	8,006	
COUNTY TOTALS:	11,847	4,669	8,006	
STEUBEN				
STEUBEN CIRCUIT	8,233		4,202	
STEUBEN COUNTY		13,041	3,658	
COUNTY TOTALS:	8,233	13,041	7,860	
SULLIVAN				
SULLIVAN ALL COURTS	7,812	16,731	4,683	
COUNTY TOTALS:	7,812	16,731	4,683	
SWITZERLAND				
SWITZERLAND ALL COURTS	2,527	2,603	2,949	
COUNTY TOTALS:	2,527	2,603	2,949	
TIPPECANOE				
TIPPECANOE CIRCUIT	27,526		3,314	3,916
TIPPECANOE SUP 1	4,356		5,594	

TRIAL COURT REVENUES FOR COUNTY FUNDS

JURY FEES	SUPPORT FEES	PROS.ATTY. FEE (COUNTY PORTION)	ADULT PROBATION USER FEE	CHANGE OF VENUE	BAIL BOND FEE	OTHER
158		11,046	4,912		659	
158	6,150	11,090	11,003		709	8,043
	7,209	28	2,335		10	1,617
		60	2,011		50	25
	7,209	88	4,346		60	1,642
210	4,640	185	13,147	48		1,234
210	4,640	185	13,147	48		1,234
100	3,575	48		1,988	210	3,922
		4,836			1,420	24
100	3,575	4,884		1,988	1,630	3,946
1,079	125,305	74,192	38,452		24,902	71,164
1,079	125,305	74,192	38,452		24,902	71,164
	3,465	8,988	360		2,260	13,547
	3,465	8,988	360		2,260	13,547
1,465	4,500	12,028	13,658		3,150	
1,465	4,500	12,028	13,658		3,150	
	1,890	10,642	3,285	600		
	1,890	10,642	3,285	600		
	345	327	9,048	3,200	368	3,661
	345	327	9,048	3,200	368	3,661
100	7,076	69	2,645	1,266	335	
		4,720	19,737		2,935	
100	7,076	4,789	22,382	1,266	3,270	
	1,656	7,928	372		5,510	
	1,656	7,928	372		5,510	
	1,005	1,104	3,065		210	2,616
	1,005	1,104	3,065		210	2,616
	2,865		3,030			6,997
	13,408		4,953		40	1,244

	COURT COSTS	COUNTY DOCKET FEES	SERVICE OF PROC. & CERT. MAIL FEES	COUNTY POLICE PENSION TRUST
TIPPECANOE SUP 2	4,038		2,321	2,675
TIPPECANOE COUNTY I & II	6,656	79,338	36,648	
COUNTY TOTALS:	42,576	79,338	47,877	6,591
TIPTON				
TIPTON CIRCUIT	7,847		2,896	
COUNTY TOTALS:	7,847		2,896	
UNION				
UNION CIRCUIT	5,330	7,110	2,915	200
COUNTY TOTALS:	5,330	7,110	2,915	200
VANDERBURGH				
VANDERBURGH ALL COURTS	105,241	121,780	16,948	70,859
COUNTY TOTALS:	105,241	121,780	16,948	70,859
VERMILLION				
VERMILLION CIRCUIT	7,403	4,485	3,364	
COUNTY TOTALS:	7,403	4,485	3,364	
VIGO				
VIGO ALL COURTS	42,393	33,602	31,656	
COUNTY TOTALS:	42,393	33,602	31,656	
WABASH				
WABASH ALL COURTS	18,711	21,852	3,516	7,181
COUNTY TOTALS:	18,711	21,852	3,516	7,181
WARREN				
WARREN CIRCUIT	3,999	5,358	2,835	
COUNTY TOTALS:	3,999	5,358	2,835	
WARRICK				
WARRICK CIRCUIT	9,798		1,175	3,621
WARRICK SUPERIOR	12,324	23,548	825	4,482
COUNTY TOTALS:	22,122	23,548	2,000	8,103
WASHINGTON				
WASHINGTON CIRCUIT	7,877	2,733	5,084	
COUNTY TOTALS:	7,877	2,733	5,084	
WAYNE				
WAYNE CIR & SUP 1 & 2	29,212		3,924	11,500
WAYNE SUPERIOR 3		63,964		10,472
COUNTY TOTALS:	29,212	63,964	3,924	21,972
WELLS				
WELLS CIRCUIT	6,192		2,610	
WELLS SUPERIOR	1,986	6,778	2,573	
COUNTY TOTALS:	8,178	6,778	5,183	
WHITE				
WHITE CIRCUIT	11,729		3,766	

JURY FEES	SUPPORT FEES	PROS.ATTY. FEE(COUNTY PORTION)	ADULT PROBATION USER FEE	CHANGE OF VENUE	BAIL BOND FEE	OTHER
	10,475		535		30	344
150		28,058	7,915		5,935	12,143
150	26,748	28,058	16,433		6,005	20,728
	2,861	160	10,080	5,723		9,086
	2,861	160	10,080	5,723		9,086
1,695		6,156	72		840	1,586
1,695		6,156	72		840	1,586
1,740	15,315	49,400	212,051		20,310	166,933
1,740	15,315	49,400	212,051		20,310	166,933
	180	1,952	13,109		490	
	180	1,952	13,109		490	
	12,885	4,202	14,502		3,125	
	12,885	4,202	14,502		3,125	
300	10,255	10,122	15,735	4,173	3,105	
300	10,255	10,122	15,735	4,173	3,105	
	930	4,420	3,607		466	
	930	4,420	3,607		466	
60	2,393	224	2,865		1,482	
150	755	18,680	3,762			
210	3,148	18,904	6,627		1,482	
200	4,455	324	8,073	8,759	650	18,835
200	4,455	324	8,073	8,759	650	18,835
403	5,113	595	37,668		1,095	26,353
50		36,819			6,815	26
453	5,113	37,414	37,668		7,910	26,379
200	5,674	36	715	384	50	
153	15	1,528	10,540		1,606	949
353	5,689	1,564	11,255	384	1,656	949
214	2,997	100	1,666		35	4,685

	COURT COSTS	COUNTY DOCKET FEES	SERVICE OF PROC. & CERT. MAIL FEES	COUNTY POLICE PENSION TRUST
WHITE SUPERIOR	408	14,682	6,025	
COUNTY TOTALS:	12,137	14,682	9,791	
WHITLEY				
WHITLEY CIRCUIT	12,212		1,003	3,076
WHITLEY SUPERIOR	920	23,263		6,303
COUNTY TOTALS:	13,132	23,263	1,003	9,379
GRAND TOTALS:	2,357,296	3,334,999	1,620,866	535,968

TRIAL COURT REVENUES FOR COUNTY FUNDS

PAGE 359

JURY FEES	SUPPORT FEES	PROS. ATTY. FEE (COUNTY PORTION)	ADULT PROBATION USER FEE	CHANGE OF VENUE	BAIL BOND FEE	OTHER
		7,807	24,219		1,420	35
214	2,997	7,907	25,885		1,455	4,720
1,050	7,605					
	150	10,728	18,660		2,245	3,329
1,050	7,755	10,728	18,660		2,245	3,329
59,715	958,273	1,464,972	2,079,350	142,020	355,755	1,525,287

	ALCOHOL & DRUG PROGRAM	PRE-TRIAL DIVERSION FUND	MARIJUANA ERADICATION PROGRAM	JUVENILE PROFATION USER FEE
ADAMS				
ADAMS CIRCUIT				480
ADAMS SUPERIOR				
COUNTY TOTALS:				480
ALLEN				
ALLEN CIR & SUP	188,310	144,352		41,798
COUNTY TOTALS:	188,310	144,352		41,798
BARTHOLOMEW				
BARTHOLOMEW CIRCUIT	428			
BARTHOLOMEW SUPERIOR	40			
BARTHOLOMEW COUNTY	105,514	5,682		
COUNTY TOTALS:	105,982	5,682		
BENTON				
BENTON CIRCUIT				495
COUNTY TOTALS:				495
BLACKFORD				
BLACKFORD CIRCUIT				590
COUNTY TOTALS:				590
BOONE				
BOONE ALL COURTS				2,051
COUNTY TOTALS:				2,051
BROWN				
BROWN CIRCUIT	12,365			600
COUNTY TOTALS:	12,365			600
CARROLL				
CARROLL CIRCUIT	23,813			
COUNTY TOTALS:	23,813			
CASS				
CASS CIRCUIT	22,581	11,708		705
CASS SUPERIOR		230		
COUNTY TOTALS:	22,581	11,938		705
CLARK				
CLARK CIRCUIT				
CLARK SUPERIOR 1				37,502
CLARK SUPERIOR 2				
CLARK COUNTY	66,559			
COUNTY TOTALS:	66,559			37,502
CLAY				
CLAY CIRCUIT		60		1,100
CLAY SUPERIOR		3,493		
COUNTY TOTALS:		3,553		1,100
CLINTON				
CLINTON CIRCUIT				395

INFORMAL ADJUSTMENT PROGRAM	GUARDIAN AD LITUM OR SPEC.ADVOCATE	DOMESTIC RELATIONS FEE	DOMESTIC RELATIONS COUNSELING	<u>TOTAL REV- ENUES FOR ALL COUNTY FUNDS</u>
				21,703
				37,140
				58,843
	12,378			1,101,822
	12,378			1,101,822
		312		24,711
		75		22,607
		4,474		248,551
		4,861		295,869
				22,753
				22,753
				26,989
				26,989
				47,654
				47,654
650				65,374
650				65,374
	50			60,748
	50			60,748
				90,901
				39,211
				130,112
				13,413
				74,402
				29,562
				170,336
				287,713
				25,370
				47,257
				72,627
				35,401

	ALCOHOL & DRUG PROGRAM	PRE-TRIAL DIVERSION FUND	MARIJUANA ERADICATION PROGRAM	JUVENILE PROBATION USER FEE
CLINTON COUNTY	40,382			
COUNTY TOTALS:	40,382			395
CRAWFORD				
CRAWFORD CIRCUIT	7,478	6,845		495
COUNTY TOTALS:	7,478	6,845		495
DAVIESS				
DAVIESS CIRCUIT				45
DAVIESS COUNTY				
COUNTY TOTALS:				45
DEARBORN				
DEARBORN CIR & CO	9,400	5,086		1,060
COUNTY TOTALS:	9,400	5,086		1,060
DECATUR				
DECATUR CIRCUIT				
DECATUR COUNTY				
COUNTY TOTALS:				
DEKALB				
DEKALB CIRCUIT				827
DEKALB SUPERIOR		2,110		
COUNTY TOTALS:		2,110		827
DELAWARE				
DELAWARE ALL COURTS	86,842	90		2,499
COUNTY TOTALS:	86,842	90		2,499
DUBOIS				
DUBOIS CIRCUIT	975		500	
DUBOIS SUPERIOR	15,780			
COUNTY TOTALS:	16,755		500	
ELKHART				
ELKHART CIRCUIT	131			1,300
ELKHART CO-ELK DIV & SUP 1 & 2	1,103			3,520
ELKHART SUP 3	390			
COUNTY TOTALS:	1,624			4,820
FAYETTE				
FAYETTE CIR & SUP				1,321
COUNTY TOTALS:				1,321
FLOYD				
FLOYD ALL COURTS	156,557	46,610		895
COUNTY TOTALS:	156,557	46,610		895
FOUNTAIN				
FOUNTAIN CIRCUIT	3,425			
COUNTY TOTALS:	3,425			
FRANKLIN				
FRANKLIN CIRCUIT		1,345		
COUNTY TOTALS:		1,345		

INFORMAL ADJUSTMENT PROGRAM	GUARDIAN AD LITUM OR SPEC.ADVOCATE	DOMESTIC RELATIONS FEE	DOMESTIC RELATIONS COUNSELING	<u>TOTAL REV- ENUES FOR ALL COUNTY FUNDS</u>
				80,261
				115,662
				35,450
				35,450
	100			19,818
				43,898
	100			63,716
				82,404
				82,404
				43,547
				46,767
				90,314
				29,225
				71,263
				100,488
3,422			5,539	295,416
3,422			5,539	295,416
				28,593
				59,739
				88,332
				56,171
				202,083
				20,645
				278,899
				64,397
				64,397
				287,269
				287,269
				50,193
				50,193
				47,672
				47,672

	ALCOHOL & DRUG PROGRAM	PRE-TRIAL DIVERSION FUND	MARIJUANA ERADICATION PROGRAM	JUVENILE PROBATION USER FEE
FULTON				
FULTON CIRCUIT	1,118			2,341
FULTON COUNTY	31,330	6,130		
COUNTY TOTALS:	32,448	6,130		2,341
GIBSON				
GIBSON CIRCUIT				110
GIBSON SUPERIOR				
COUNTY TOTALS:				110
GRANT				
GRANT CIRCUIT				20
GRANT SUPERIOR 1				
GRANT SUPERIOR 2				2,709
GRANT COUNTY				
COUNTY TOTALS:				2,729
GREENE				
GREENE CIRCUIT				811
GREENE COUNTY				
COUNTY TOTALS:				811
HAMILTON				
HAMILTON CIRCUIT				17,536
HAMILTON SUPERIOR 1				
HAMILTON SUPERIOR 2				
HAMILTON COUNTY	95,779			
COUNTY TOTALS:	95,779			17,536
HANCOCK				
HANCOCK ALL COURTS	85,214	79,249	1,788	
COUNTY TOTALS:	85,214	79,249	1,788	
HARRISON				
HARRISON CIRCUIT				
HARRISON COUNTY	58,546			
COUNTY TOTALS:	58,546			
HENDRICKS				
HENDRICKS ALL COURTS	11,146			4,621
COUNTY TOTALS:	11,146			4,621
HENRY				
HENRY CIRCUIT				830
HENRY SUPERIOR				632
HENRY COUNTY		2,760		
COUNTY TOTALS:		2,760		1,462
HOWARD				
HOWARD CIRCUIT	4,973	530		7,902
HOWARD SUPERIOR 1		200		
HOWARD SUPERIOR 2		340		

INFORMAL ADJUSTMENT PROGRAM	GUARDIAN AD LITUM OR SPEC. ADVOCATE	DOMESTIC RELATIONS FEE	DOMESTIC RELATIONS COUNSELING	<u>TOTAL REV- ENUES FOR ALL COUNTY FUNDS</u>
				30,225
				81,093
				111,318
				20,147
				58,782
				78,929
				24,312
				8,999
				10,346
				100,791
				144,448
				38,646
				29,401
				68,047
				56,691
				28,234
				25,728
				367,889
				478,542
1,295				293,071
1,295				293,071
				24,195
				83,737
				107,932
				188,493
				188,493
				34,001
				25,078
				35,975
				95,054
				68,823
				27,790
				18,607

	ALCOHOL & DRUG PROGRAM	PRE-TRIAL DIVERSION FUND	MARIJUANA ERADICATION PROGRAM	JUVENILE PROBATION USER FEE
HOWARD COUNTY	169,800	23,985	59	
COUNTY TOTALS:	174,773	25,055	59	7,902
HUNTINGTON				
HUNTINGTON CIR & CO				2,605
COUNTY TOTALS:				2,605
JACKSON				
JACKSON CIRCUIT				
JACKSON COUNTY	119,445			
COUNTY TOTALS:	119,445			
JASPER				
JASPER CIRCUIT	672			
JASPER SUPERIOR	63,049		1,050	
COUNTY TOTALS:	63,721		1,050	
JAY				
JAY CIRCUIT				
JAY COUNTY		1,430	90	
COUNTY TOTALS:		1,430	90	
JEFFERSON				
JEFFERSON CIR & CO				45
COUNTY TOTALS:				45
JENNINGS				
JENNINGS CIRCUIT	1,541			80
COUNTY TOTALS:	1,541			80
JOHNSON				
JOHNSON ALL COURTS	2,110	9,995		21,099
COUNTY TOTALS:	2,110	9,995		21,099
KNOX				
KNOX CIRCUIT	241			
KNOX SUPERIOR	36			2,854
KNOX COUNTY	53,475	27,935		155
COUNTY TOTALS:	53,752	27,935		3,009
KOSCIUSKO				
KOSCIUSKO CIR & SUP				5,414
KOSCIUSKO COUNTY				
COUNTY TOTALS:				5,414
LAGRANGE				
LAGRANGE CIRCUIT	4,458			4,154
LAGRANGE COUNTY				
COUNTY TOTALS:	4,458			4,154
LAKE				
LAKE CIR, CO 2 & 3 & PROBATE	361,524	24,931		
LAKE SUP CIVIL 1 & 5				

INFORMAL ADJUSTMENT PROGRAM	GUARDIAN AD LITUM OR SPEC.ADVOCATE	DOMESTIC RELATIONS FEE	DOMESTIC RELATIONS COUNSELING	<u>TOTAL REV- ENUES FOR ALL COUNTY FUNDS</u>
				325,412
				440,632
				89,737
				89,737
				45,393
				215,189
				260,582
				27,914
				132,644
				160,558
				19,766
				33,410
				53,176
				50,710
				50,710
				34,243
				34,243
				194,744
				194,744
				10,250
				14,148
				140,903
				165,301
				78,790
				66,362
				145,152
		3,866		37,381
				39,541
		3,866		76,922
				1,266,954
				74,156

	ALCOHOL & DRUG PROGRAM	PRE-TRIAL DIVERSION FUND	MARIJUANA ERADICATION PROGRAM	JUVENILE PROBATION USER FEE
LAKE SUP CIVIL 2				
LAKE CO 1, SUP CIV 3 & 4, JUV				16,471
LAKE SUP CRIMINAL	1,125			
COUNTY TOTALS:	362,649	24,931		16,471
LAPORTE				
LAPORTE CIRCUIT				2,270
LAPORTE SUPERIOR 1				
LAPORTE SUPERIOR 2				
LAPORTE SUPERIOR 4				
COUNTY TOTALS:				2,270
LAWRENCE				
LAWRENCE CIRCUIT				7,845
LAWRENCE SUPERIOR				
LAWRENCE COUNTY	58,626	310		
COUNTY TOTALS:	58,626	310		7,845
MADISON				
MADISON ALL COURTS				12,747
COUNTY TOTALS:				12,747
MARION				
MARION ALL COURTS		34,060		77,621
MARION SUPERIOR PROBATE				
MARION MUNICIPAL	388,639	392,981		
COUNTY TOTALS:	388,639	427,041		77,621
MARSHALL				
MARSHALL ALL COURTS				
COUNTY TOTALS:				
MARTIN				
MARTIN CIRCUIT	2,860			515
COUNTY TOTALS:	2,860			515
MIAMI				
MIAMI CIRCUIT	3,326			989
MIAMI SUPERIOR	13,803			1,067
COUNTY TOTALS:	17,129			2,056
MONROE				
MONROE ALL COURTS	138,674	62,600		7,941
COUNTY TOTALS:	138,674	62,600		7,941
MONTGOMERY				
MONTGOMERY CIRCUIT	30	450		115
MONTGOMERY COUNTY	1,830	21,280		
COUNTY TOTALS:	1,860	21,730		115
MORGAN				
MORGAN ALL COURTS	3,660			7,487
COUNTY TOTALS:	3,660			7,487

INFORMAL ADJUSTMENT PROGRAM	GUARDIAN AD LITUM OR SPEC. ADVOCATE	DOMESTIC RELATIONS FEE	DOMESTIC RELATIONS COUNSELING	<u>TOTAL REV- ENUES FOR ALL COUNTY FUNDS</u>
				81,086
				135,368
				110,855
				1,668,419
				35,573
				29,682
				8,475
				93,836
				167,566
				67,757
				26,610
				106,769
				201,136
				251,107
				251,107
	1,545	34,014	123,595	1,273,572
				100,708
				2,362,809
	1,545	34,014	123,595	3,737,089
				121,745
				121,745
				51,900
				51,900
				24,274
				117,885
				142,159
				479,105
				479,105
				38,336
				49,191
				87,527
				149,245
				149,245

	ALCOHOL & DRUG PROGRAM	PRE-TRIAL DIVERSION FUND	MARIJUANA ERADICATION PROGRAM	JUVENILE PROBATION USER FEE
NEWTON				
NEWTON CIR & SUP	10,617		8,930	235
COUNTY TOTALS:	10,617		8,930	235
NOBLE				
NOBLE CIRCUIT				
NOBLE SUPERIOR				1,432
NOBLE COUNTY				
COUNTY TOTALS:				1,432
OHIO				
OHIO CIRCUIT				
OHIO SUPERIOR		1,400		325
COUNTY TOTALS:		1,400		325
ORANGE				
ORANGE CIRCUIT				
ORANGE COUNTY				
COUNTY TOTALS:				
OWEN				
OWEN CIRCUIT		9,273		2,865
COUNTY TOTALS:		9,273		2,865
PARKE				
PARKE CIRCUIT	32,958			
COUNTY TOTALS:	32,958			
PERRY				
PERRY CIRCUIT				
COUNTY TOTALS:				
PIKE				
PIKE CIRCUIT				
COUNTY TOTALS:				
PORTER				
PORTER ALL COURTS				15,147
COUNTY TOTALS:				15,147
POSEY				
PORTER CIRCUIT				2,155
POSEY COUNTY		3,160		
COUNTY TOTALS:		3,160		2,155
PULASKI				
PULASKI CIRCUIT	124			85
PULASKI COUNTY	14,643	2,420		
COUNTY TOTALS:	14,767	2,420		85
PUTNAM				
PUTNAM CIRCUIT				

INFORMAL ADJUSTMENT PROGRAM	GUARDIAN AD LITUM OR SPEC.ADVOCATE	DOMESTIC RELATIONS FEE	DOMESTIC RELATIONS COUNSELING	<u>TOTAL REV- ENUES FOR ALL COUNTY FUNDS</u>
		2,905		76,621
		2,905		76,621
				21,645
				8,922
		3,359		96,743
		3,359		127,310
				2,002
				8,306
				10,308
				12,603
				45,022
				57,625
				70,534
				70,534
				52,014
				52,014
				23,529
				23,529
				45,814
				45,814
				383,814
				383,814
				18,139
				65,145
				83,284
				20,801
				43,117
				63,918
				31,511

	ALCOHOL & DRUG PROGRAM	PRE-TRIAL DIVERSION FUND	MARIJUANA ERADICATION PROGRAM	JUVENILE PROCPATION USER FEE
PUTNAM COUNTY	13,775	2,565		
COUNTY TOTALS:	13,775	2,565		
RANDOLPH				
RANDOLPH CIRCUIT		1,770		965
RANDOLPH COUNTY				
COUNTY TOTALS:		1,770		965
RIPLEY				
RIPLEY CIRCUIT		100		2,316
COUNTY TOTALS:		100		2,316
RUSH				
RUSH CIRCUIT				
RUSH COUNTY				
COUNTY TOTALS:				
ST. JOSEPH				
ST JOSEPH CIR & SUP	228,592	56,622		2,746
COUNTY TOTALS:	228,592	56,622		2,746
SCOTT				
SCOTT ALL COURTS				220
COUNTY TOTALS:				220
SHELBY				
SHELBY ALL COURTS	55,857	5,390	9,107	
COUNTY TOTALS:	55,857	5,390	9,107	
SPENCER				
SPENCER CIRCUIT	1,015			
COUNTY TOTALS:	1,015			
STARKE				
STARKE CIRCUIT				25
COUNTY TOTALS:				25
STEUBEN				
STEUBEN CIRCUIT		1,735		1,880
STEUBEN COUNTY		885		
COUNTY TOTALS:		2,620		1,880
SULLIVAN				
SULLIVAN ALL COURTS				
COUNTY TOTALS:				
SWITZERLAND				
SWITZERLAND ALL COURTS				
COUNTY TOTALS:				
TIPPECANOE				
TIPPECANOE CIRCUIT	34,720			616
TIPPECANOE SUP 1				13

INFORMAL ADJUSTMENT PROGRAM	GUARDIAN AD LITUM OR SPEC.ADVOCATE	DOMESTIC RELATIONS FEE	DOMESTIC RELATIONS COUNSELING	<u>TOTAL REV- ENUES FOR ALL COUNTY FUNDS</u>
				61,500
				93,011
510				28,274
				14,831
510				43,105
				42,073
				42,073
				21,512
				21,302
				42,814
			13,498	1,046,953
			13,498	1,046,953
				59,015
				59,015
				178,953
				178,953
				43,654
				43,654
				41,496
				41,496
				27,541
				44,976
				72,517
				44,692
				44,692
				16,079
				16,079
				82,984
				29,608

	ALCOHOL & DRUG PROGRAM	PRE-TRIAL DIVERSION FUND	MARIJUANA ERADICATION PROGRAM	JUVENILE PROBATION USER FEE
TIPPECANOE SUP 2				
TIPPECANOE COUNTY I & II	34,720	18,206		
COUNTY TOTALS:	69,440	18,206		629
TIPTON				
TIPTON CIRCUIT				3,011
COUNTY TOTALS:				3,011
UNION				
UNION CIRCUIT				1,635
COUNTY TOTALS:				1,635
VANDERBURGH				
VANDERBURGH ALL COURTS	4,238		16,299	
COUNTY TOTALS:	4,238		16,299	
VERMILLION				
VERMILLION CIRCUIT	36,083	15,855		
COUNTY TOTALS:	36,083	15,855		
VIGO				
VIGO ALL COURTS	75,206			1,205
COUNTY TOTALS:	75,206			1,205
WABASH				
WABASH ALL COURTS				6,385
COUNTY TOTALS:				6,385
WARREN				
WARREN CIRCUIT	9,549	2,030		230
COUNTY TOTALS:	9,549	2,030		230
WARRICK				
WARRICK CIRCUIT				245
WARRICK SUPERIOR	49,144	19,245		
COUNTY TOTALS:	49,144	19,245		245
WASHINGTON				
WASHINGTON CIRCUIT	372		855	1,718
COUNTY TOTALS:	372		855	1,718
WAYNE				
WAYNE CIR & SUP 1 & 2				871
WAYNE SUPERIOR 3	25,616			
COUNTY TOTALS:	25,616			871
WELLS				
WELLS CIRCUIT				
WELLS SUPERIOR				
COUNTY TOTALS:				
WHITE				
WHITE CIRCUIT				1,204

INFORMAL ADJUSTMENT PROGRAM	GUARDIAN AD LITUM OR SPEC. ADVOCATE	DOMESTIC RELATIONS FEE	DOMESTIC RELATIONS COUNSELING	<u>TOTAL REV- ENUES FOR ALL COUNTY FUNDS</u>
				20,418
				229,769
				362,779
				41,664
				41,664
				27,539
				27,539
11,410				812,524
11,410				812,524
1,640				84,561
1,640				84,561
				218,776
				218,776
				101,335
				101,335
				33,424
				33,424
				21,863
				132,915
				154,778
				59,935
				59,935
				116,734
				143,762
				260,496
				15,861
				26,128
				41,989
				26,396

	ALCOHOL & DRUG PROGRAM	PRE-TRIAL DIVERSION FUND	MARIJUANA ERADICATION PROGRAM	JUVENILE PROBATION USER FEE
WHITE SUPERIOR	27,080			
COUNTY TOTALS:	27,080			1,204
WHITLEY				
WHITLEY CIRCUIT				3,325
WHITLEY SUPERIOR		3,040		
COUNTY TOTALS:		3,040		3,325
GRAND TOTALS:	3,073,412	1,060,473	38,678	357,518

INFORMAL ADJUSTMENT PROGRAM	GUARDIAN AD LITUM OR SPEC. ADVOCATE	DOMESTIC RELATIONS FEE	DOMESTIC RELATIONS COUNSELING	<u>TOTAL REV- ENUES FOR ALL COUNTY FUNDS</u>
				81,676
				108,072
				28,271
		2,060		70,698
		2,060		98,969
18,927	14,073	51,065	142,632	19,191,279

	FINES (FOR LOCAL VIO- LATIONS)	MUNICIPAL PROSECUTOR FEES	OTHER	<u>TOTAL REV- ENUES FOR LOCAL FUNDS</u>	<u>TOTAL REVENUES GENERATED BY COURT</u>
ADAMS					
ADAMS CIRCUIT					31,770
ADAMS SUPERIOR	69	180		249	157,630
COUNTY TOTALS:	69	180		249	189,400
ALLEN					
ALLEN CIR & SUP	82,856	42,689		125,545	3,070,768
COUNTY TOTALS:	82,856	42,689		125,545	3,070,768
BARTHOLOMEW					
BARTHOLOMEW CIRCUIT					40,025
BARTHOLOMEW SUPERIOR					39,202
BARTHOLOMEW COUNTY					532,522
COUNTY TOTALS:					611,749
BENTON					
BENTON CIRCUIT					69,834
COUNTY TOTALS:					69,834
BLACKFORD					
BLACKFORD CIRCUIT					46,875
COUNTY TOTALS:					46,875
BOONE					
BOONE ALL COURTS					141,462
COUNTY TOTALS:					141,462
BROWN					
BROWN CIRCUIT					140,659
COUNTY TOTALS:					140,659
CARROLL					
CARROLL CIRCUIT					158,615
COUNTY TOTALS:					158,615
CASS					
CASS CIRCUIT					192,636
CASS SUPERIOR					71,123
COUNTY TOTALS:					263,759
CLARK					
CLARK CIRCUIT					22,759
CLARK SUPERIOR 1					90,911
CLARK SUPERIOR 2					60,873
CLARK COUNTY					465,293
COUNTY TOTALS:					639,836
CLAY					
CLAY CIRCUIT					39,825
CLAY SUPERIOR					107,370
COUNTY TOTALS:					147,195
CLINTON					
CLINTON CIRCUIT					55,733

	FINES (FOR LOCAL VIOLATIONS)	MUNICIPAL PROSECUTOR FEES	OTHER	<u>TOTAL REV- ENUES FOR LOCAL FUNDS</u>	<u>TOTAL REVENUES GENERATED BY COURT</u>
CLINTON COUNTY					177,815
COUNTY TOTALS:					233,548
CRAWFORD					
CRAWFORD CIRCUIT					81,638
COUNTY TOTALS:					81,638
DAVIESS					
DAVIESS CIRCUIT					35,574
DAVIESS COUNTY	2,731	3,045		5,776	145,317
COUNTY TOTALS:	2,731	3,045		5,776	180,891
DEARBORN					
DEARBORN CIR & CO					185,677
COUNTY TOTALS:					185,677
DECATUR					
DECATUR CIRCUIT					63,051
DECATUR COUNTY					200,220
COUNTY TOTALS:					263,271
DEKALB					
DEKALB CIRCUIT					42,525
DEKALB SUPERIOR		780		780	225,648
COUNTY TOTALS:		780		780	268,173
DELAWARE					
DELAWARE ALL COURTS	12,543			12,543	553,441
COUNTY TOTALS:	12,543			12,543	553,441
DUBOIS					
DUBOIS CIRCUIT					54,428
DUBOIS SUPERIOR	512	160		672	205,840
COUNTY TOTALS:	512	160		672	260,268
ELKHART					
ELKHART CIRCUIT					90,406
ELKHART CO-ELK DIV & SUP 1 & 2					350,656
ELKHART SUP 3					52,257
COUNTY TOTALS:					493,319
FAYETTE					
FAYETTE CIR & SUP					252,893
COUNTY TOTALS:					252,893
FLOYD					
FLOYD ALL COURTS		760		760	414,322
COUNTY TOTALS:		760		760	414,322
FOUNTAIN					
FOUNTAIN CIRCUIT					97,278
COUNTY TOTALS:					97,278
FRANKLIN					
FRANKLIN CIRCUIT					133,946
COUNTY TOTALS:					133,946

	FINES (FOR LOCAL VIO- LATIONS)	MUNICIPAL PROSECUTOR FEES	OTHER	TOTAL REV- ENUES FOR LOCAL FUNDS	TOTAL REVENUES GENERATED BY COURT
FULTON					
FULTON CIRCUIT					47,314
FULTON COUNTY					179,348
COUNTY TOTALS:					226,662
GIBSON					
GIBSON CIRCUIT					47,435
GIBSON SUPERIOR					220,067
COUNTY TOTALS:					267,502
GRANT					
GRANT CIRCUIT					43,619
GRANT SUPERIOR 1					17,860
GRANT SUPERIOR 2					18,741
GRANT COUNTY	10,927			10,927	248,890
COUNTY TOTALS:	10,927			10,927	329,110
GREENE					
GREENE CIRCUIT					60,738
GREENE COUNTY					116,122
COUNTY TOTALS:					176,860
HAMILTON					
HAMILTON CIRCUIT					80,284
HAMILTON SUPERIOR 1					46,269
HAMILTON SUPERIOR 2					45,568
HAMILTON COUNTY		5,555	5,558	11,113	648,479
COUNTY TOTALS:		5,555	5,558	11,113	820,600
HANCOCK					
HANCOCK ALL COURTS					530,745
COUNTY TOTALS:					530,745
HARRISON					
HARRISON CIRCUIT					40,516
HARRISON COUNTY					170,405
COUNTY TOTALS:					210,921
HENDRICKS					
HENDRICKS ALL COURTS					503,030
COUNTY TOTALS:					503,030
HENRY					
HENRY CIRCUIT					71,402
HENRY SUPERIOR					40,962
HENRY COUNTY					131,405
COUNTY TOTALS:					243,769
HOWARD					
HOWARD CIRCUIT			9,350	9,350	105,701
HOWARD SUPERIOR 1					53,522
HOWARD SUPERIOR 2					35,006

	FINES(FOR LOCAL VIO- LATIONS)	MUNICIPAL PROSECUTOR FEES	OTHER	<u>TOTAL REV- ENUES FOR LOCAL FUNDS</u>	<u>TOTAL REVENUES GENERATED BY COURT</u>
HOWARD COUNTY	84,648			84,648	614,616
COUNTY TOTALS:	84,648		9,350	93,998	808,845
HUNTINGTON					
HUNTINGTON CIR & CO					353,035
COUNTY TOTALS:					353,035
JACKSON					
JACKSON CIRCUIT					79,767
JACKSON COUNTY					706,979
COUNTY TOTALS:					786,746
JASPER					
JASPER CIRCUIT					46,866
JASPER SUPERIOR					353,235
COUNTY TOTALS:					400,101
JAY					
JAY CIRCUIT					32,612
JAY COUNTY					68,346
COUNTY TOTALS:					100,958
JEFFERSON					
JEFFERSON CIR & CO		612		612	233,567
COUNTY TOTALS:		612		612	233,567
JENNINGS					
JENNINGS CIRCUIT					68,241
COUNTY TOTALS:					68,241
JOHNSON					
JOHNSON ALL COURTS					339,704
COUNTY TOTALS:					339,704
KNOX					
KNOX CIRCUIT					21,951
KNOX SUPERIOR					26,353
KNOX COUNTY					259,710
COUNTY TOTALS:					308,014
KOSCIUSKO					
KOSCIUSKO CIR & SUP					131,301
KOSCIUSKO COUNTY		30		30	380,212
COUNTY TOTALS:		30		30	511,513
LAGRANGE					
LAGRANGE CIRCUIT					58,191
LAGRANGE COUNTY					238,969
COUNTY TOTALS:					297,160
LAKE					
LAKE CIR, CO 2 & 3 & PROBATE	15,665	15,295		30,960	2,693,980
LAKE SUP CIVIL 1 & 5					133,694

	FINES(FOR LOCAL VIOLATIONS)	MUNICIPAL PROSECUTOR FEES	OTHER	<u>TOTAL REV- ENUES FOR LOCAL FUNDS</u>	<u>TOTAL REVENUES GENERATED BY COURT</u>
LAKE SUP CIVIL 2					138,427
LAKE CO 1, SUP CIV 3 & 4, JUV					230,197
LAKE SUP CRIMINAL					141,994
COUNTY TOTALS:	15,665	15,295		30,960	3,338,292
LAPORTE					
LAPORTE CIRCUIT					64,141
LAPORTE SUPERIOR 1					59,150
LAPORTE SUPERIOR 2					17,692
LAPORTE SUPERIOR 4	1,055	930		1,985	460,894
COUNTY TOTALS:	1,055	930		1,985	601,877
LAWRENCE					
LAWRENCE CIRCUIT					82,242
LAWRENCE SUPERIOR					40,272
LAWRENCE COUNTY		120		120	231,725
COUNTY TOTALS:		120		120	354,239
MADISON					
MADISON ALL COURTS					347,050
COUNTY TOTALS:					347,050
MARION					
MARION ALL COURTS					2,268,766
MARION SUPERIOR PROBATE					198,184
MARION MUNICIPAL	276,391	447,517	165,824	889,732	6,882,092
COUNTY TOTALS:	276,391	447,517	165,824	889,732	9,349,042
MARSHALL					
MARSHALL ALL COURTS					468,669
COUNTY TOTALS:					468,669
MARTIN					
MARTIN CIRCUIT	5	15		20	114,795
COUNTY TOTALS:	5	15		20	114,795
MIAMI					
MIAMI CIRCUIT					37,838
MIAMI SUPERIOR					267,966
COUNTY TOTALS:					305,804
MONROE					
MONROE ALL COURTS		293		293	1,125,694
COUNTY TOTALS:		293		293	1,125,694
MONTGOMERY					
MONTGOMERY CIRCUIT					62,903
MONTGOMERY COUNTY					103,360
COUNTY TOTALS:					166,263
MORGAN					
MORGAN ALL COURTS					306,916
COUNTY TOTALS:					306,916

	FINES (FOR LOCAL VIO- LATIONS)	MUNICIPAL PROSECUTOR FEES	OTHER	<u>TOTAL REV- ENUES FOR LOCAL FUNDS</u>	<u>TOTAL REVENUES GENERATED BY COURT</u>
NEWTON					
NEWTON CIR & SUP					217,769
COUNTY TOTALS:					217,769
NOBLE					
NOBLE CIRCUIT					40,367
NOBLE SUPERIOR					16,273
NOBLE COUNTY		60	120	180	290,722
COUNTY TOTALS:		60	120	180	347,362
OHIO					
OHIO CIRCUIT					3,975
OHIO SUPERIOR					29,585
COUNTY TOTALS:					33,560
ORANGE					
ORANGE CIRCUIT					25,594
ORANGE COUNTY					115,964
COUNTY TOTALS:					141,558
OWEN					
OWEN CIRCUIT					157,567
COUNTY TOTALS:					157,567
PARKE					
PARKE CIRCUIT					97,275
COUNTY TOTALS:					97,275
PERRY					
PERRY CIRCUIT					84,598
COUNTY TOTALS:					84,598
PIKE					
PIKE CIRCUIT					110,225
COUNTY TOTALS:					110,225
PORTER					
PORTER ALL COURTS		540		540	1,279,902
COUNTY TOTALS:		540		540	1,279,902
POSEY					
PORTER CIRCUIT					32,540
POSEY COUNTY		76		76	166,689
COUNTY TOTALS:		76		76	199,229
PULASKI					
PULASKI CIRCUIT					32,250
PULASKI COUNTY					88,802
COUNTY TOTALS:					121,052
PUTNAM					
PUTNAM CIRCUIT		176		176	49,370

	FINES (FOR LOCAL VIO- LATIONS)	MUNICIPAL PROSECUTOR FEES	OTHER	<u>TOTAL REV- ENUES FOR LOCAL FUNDS</u>	<u>TOTAL REVENUES GENERATED BY COURT</u>
PUTNAM COUNTY					213,856
COUNTY TOTALS:	176			176	263,226
RANDOLPH					
RANDOLPH CIRCUIT	60			60	41,718
RANDOLPH COUNTY					25,474
COUNTY TOTALS:	60			60	67,192
RIPLEY					
RIPLEY CIRCUIT					65,972
COUNTY TOTALS:					65,972
RUSH					
RUSH CIRCUIT					34,928
RUSH COUNTY					119,755
COUNTY TOTALS:					154,683
ST. JOSEPH					
ST JOSEPH CIR & SUP	102,948	3,240		106,188	2,312,574
COUNTY TOTALS:	102,948	3,240		106,188	2,312,574
SCOTT					
SCOTT ALL COURTS		180		180	200,462
COUNTY TOTALS:		180		180	200,462
SHELBY					
SHELBY ALL COURTS					400,416
COUNTY TOTALS:					400,416
SPENCER					
SPENCER CIRCUIT					191,574
COUNTY TOTALS:					191,574
STARKE					
STARKE CIRCUIT					71,253
COUNTY TOTALS:					71,253
STEUBEN					
STEUBEN CIRCUIT					41,689
STEUBEN COUNTY	260			260	141,856
COUNTY TOTALS:	260			260	183,545
SULLIVAN					
SULLIVAN ALL COURTS					157,505
COUNTY TOTALS:					157,505
SWITZERLAND					
SWITZERLAND ALL COURTS					50,907
COUNTY TOTALS:					50,907
TIPPECANOE					
TIPPECANOE CIRCUIT					118,728
TIPPECANOE SUP 1					42,575

	FINES (FOR LOCAL VIO- LATIONS)	MUNICIPAL PROSECUTOR FEES	OTHER	TOTAL REV- ENUES FOR LOCAL FUNDS	TOTAL REVENUES GENERATED BY COURT
TIPPECANOE SUP 2					33,489
TIPPECANOE COUNTY I & II	56,446			56,446	646,960
COUNTY TOTALS:	56,446			56,446	841,752
TIPTON					
TIPTON CIRCUIT					59,423
COUNTY TOTALS:					59,423
UNION					
UNION CIRCUIT					133,372
COUNTY TOTALS:					133,372
VANDERBURGH					
VANDERBURGH ALL COURTS	11,916	430		12,346	1,629,018
COUNTY TOTALS:	11,916	430		12,346	1,629,018
VERMILLION					
VERMILLION CIRCUIT	8,847			8,847	130,222
COUNTY TOTALS:	8,847			8,847	130,222
VIGO					
VIGO ALL COURTS					403,170
COUNTY TOTALS:					403,170
WABASH					
WABASH ALL COURTS					316,150
COUNTY TOTALS:					316,150
WARREN					
WARREN CIRCUIT					99,052
COUNTY TOTALS:					99,052
WARRICK					
WARRICK CIRCUIT					40,880
WARRICK SUPERIOR					367,894
COUNTY TOTALS:					408,774
WASHINGTON					
WASHINGTON CIRCUIT					111,977
COUNTY TOTALS:					111,977
WAYNE					
WAYNE CIR & SUP 1 & 2					175,495
WAYNE SUPERIOR 3					870,117
COUNTY TOTALS:					1,045,612
WELLS					
WELLS CIRCUIT					29,370
WELLS SUPERIOR		45	214	259	77,217
COUNTY TOTALS:		45	214	259	106,587
WHITE					
WHITE CIRCUIT					41,009

	FINES (FOR LOCAL VIOLATIONS)	MUNICIPAL PROSECUTOR FEES	OTHER	<u>TOTAL REV- ENUES FOR LOCAL FUNDS</u>	<u>TOTAL REVENUES GENERATED BY COURT</u>
WHITE SUPERIOR					187,090
COUNTY TOTALS:					228,099
WHITLEY					
WHITLEY CIRCUIT					43,815
WHITLEY SUPERIOR					301,544
COUNTY TOTALS:					345,359
GRAND TOTALS:	668,131	522,476	181,066	1,371,673	45,662,514

	FINES (FOR STATE LAW VIOLATIONS)	PROSECUTING ATTORNEY FEE (STATE PORTION)	BUKEAU OF MOTOR VEHICLES FEE
BLACKFORD			
HARTFORD CITY-CITY	24,342	7,552	4,924
MONTEPELIER CITY	13,432	13,376	5,914
COUNTY TOTALS:	37,774	20,928	10,838
BOONE			
LEBANON CITY	10,274	5,981	3,208
THORNTOWN TOWN	43,626	37,391	18,868
ZIONSVILLE TOWN	5,675	5,382	3,123
JAMESTOWN TOWN	2,888	1,200	
COUNTY TOTALS:	62,463	49,954	25,199
CARROLL			
DELPHI CITY	5,657	5,104	
BURLINGTON TOWN	4,755	4,662	2,498
COUNTY TOTALS:	10,412	9,766	2,498
CLARK			
CHARLESTOWN CITY	769	2,599	1,230
JEFFERSONVILLE CITY	308	23,128	11,510
CLARKSVILLE TOWN	5,056	15,211	5,576
COUNTY TOTALS:	6,133	40,938	18,316
CLINTON			
FRANKFORT CITY	98	2,292	225
COUNTY TOTALS:	98	2,292	225
DEARBORN			
AURORA CITY	23,099	41,965	19,465
LAWRENCEBURG CITY	43,408	51,715	24,405
COUNTY TOTALS:	66,507	93,680	43,870
DEKALB			
BUTLER CITY	844	880	413
COUNTY TOTALS:	844	880	413
DELAWARE			
YORKTOWN TOWN	124,684	99,662	36,050
COUNTY TOTALS:	124,684	99,662	36,050
ELKHART			
ELKHART CITY	111,584	110,158	45,214
GOSHEN CITY	62,129	61,133	29,138
NAPPANEE CITY	12,607	10,420	4,723
COUNTY TOTALS:	186,320	181,711	79,075
FOUNTAIN			
ATTICA CITY	42,971	31,619	13,731
COUNTY TOTALS:	42,971	31,619	13,731
GRANT			
GAS CITY	44,276	32,775	15,544

ALCOHOL & DRUG PROG. 7% DIV.ADD.SERV.	INFRACTION JUDGEMENTS	CONSERVATION DEPARTMENT FISH&GAME VIOL.	OTHER	<u>TOTAL</u> <u>REVENUE</u> <u>FOR STATE</u>
		90	61	36,969
		23		32,745
		113	61	69,714
				19,463
			495	100,380
				14,180
508				4,596
508			495	138,619
				14,761
1,610			2,390	11,987
			72	26,748
1,610			2,462	4,598
				39,642
534	487	10	3,665	29,301
	239	600	2,619	73,541
534	726	610	6,284	2,858
			243	2,858
			243	
	51,123	90	1,445	137,187
	77,536	790	1,045	198,899
	128,659	880	2,490	336,086
				2,137
				2,137
		562		260,958
		562		260,958
			5,863	272,819
	47,921		6,463	206,784
			320	28,070
	47,921		12,646	507,673
		35	870	89,226
		35	870	89,226
				92,595

	FINES (FOR STATE LAW VIOLATIONS)	PROSECUTING ATTORNEY FEE (STATE PORTION)	BUREAU OF MOTOR VEHICLES FEE
MARION CITY	29,374	29,118	6,353
COUNTY TOTALS:	73,650	61,893	21,897
HAMILTON			
CARMEL CITY	3,296	28,194	18,274
NOBLESVILLE CITY	17,141	19,919	16,153
COUNTY TOTALS:	20,437	48,113	34,427
HENRY			
KNIGHTSTOWN TOWN	27,867	62,674	31,608
COUNTY TOTALS:	27,867	62,674	31,608
HUNTINGTON			
ROANOKE TOWN	93,336	35,616	17,235
COUNTY TOTALS:	93,336	35,616	17,235
JASPER			
DEMOTTE TOWN	317	3,693	1,623
WHEATFIELD TOWN	544	340	290
COUNTY TOTALS:	861	4,033	1,913
JAY			
DUNKIRK CITY	4,610	5,680	2,533
PORTLAND CITY	2,155	21,020	9,315
COUNTY TOTALS:	6,765	26,700	11,848
JENNINGS			
NORTH VERNON CITY	28,509	18,765	8,259
COUNTY TOTALS:	28,509	18,765	8,259
JOHNSON			
FRANKLIN CITY	31,215	56,956	25,185
GREENWOOD CITY	12,679	35,930	17,415
NEW WHITELAND - NOT REPORTING			
COUNTY TOTALS:	43,894	92,886	42,600
KNOX			
BICKNELL CITY	3,116	7,261	2,798
COUNTY TOTALS:	3,116	7,261	2,798
LAKE			
CROWN POINT CITY	13,534	6,490	6,055
LAKE CITY	10,679	8,270	6,633
LAKE CITY	63,831	95,810	43,703
HAMMOND CITY	45,700	51,818	25,323
HOBART CITY	10,634	18,860	7,283
LAKE STATION CITY	6,247	7,555	3,318
WHITING CITY	5,308	3,042	1,265
COUNTY TOTALS:	155,933	191,845	93,580
MADISON			
ALEXANDRIA CITY	12,414	5,707	1,930
ANDERSON CITY	97,059	105,030	40,548

ALCOHOL & DRUG PROG. 7% DIV. ADD. SERV.	INFRACTION JUDGEMENTS	CONSERVATION DEPARTMENT FISH&GAME VIOL.	OTHER	<u>TOTAL</u> <u>REVENUE</u> <u>FOR STATE</u>
		310	4,745	69,900
		310	4,745	162,495
	19,948		600	70,312
	14,664		2,055	69,932
	34,612		2,655	140,244
	12,423	350	3,018	137,940
	12,423	350	3,018	137,940
				146,187
				146,187
	930			6,563
			120	1,294
	930		120	7,857
				12,823
	16,140	250	345	49,225
	16,140	250	345	62,048
		320		55,853
		320		55,853
	25,786	100	2,190	141,432
	14,982		1,225	82,231
	40,768	100	3,415	223,663
	3,855	780	685	18,495
	3,855	780	685	18,495
			425	26,504
2,595				28,177
2,014			6,355	211,713
		30		122,871
		935		37,712
			460	17,580
			825	10,440
4,609		965	8,065	454,997
				20,051
		5		242,642

	FINES (FOR STATE LAW VIOLATIONS)	PROSECUTING ATTORNEY FEE (STATE PORTION)	BUREAU OF MOTOR VEHICLES FEE
ELWOOD CITY - NOT REPORTING			
EDGEWOOD TOWN	68,670	36,019	17,966
COUNTY TOTALS:	178,143	146,756	60,444
MARSHALL			
PLYMOUTH CITY			
ARGOS TOWN	25,850	21,359	10,365
COUNTY TOTALS:	25,850	21,359	10,365
MARTIN			
LOOGOOTEETEE CITY	2,112	4,000	1,874
COUNTY TOTALS:	2,112	4,000	1,874
MIAMI			
PERU CITY	1,972	1,839	835
BUNKER HILL TOWN	32,496	29,088	14,055
COUNTY TOTALS:	34,468	30,927	14,890
MONTGOMERY			
CRAWFORDSVILLE CITY	53,286	31,862	16,528
COUNTY TOTALS:	53,286	31,862	16,528
MORGAN			
MARTINSVILLE CITY	11,547	26,688	11,261
MOORESVILLE TOWN	55,615	65,455	32,015
COUNTY TOTALS:	67,162	92,143	43,276
NOBLE			
CROMWELL TOWN	24,699	16,736	8,073
COUNTY TOTALS:	24,699	16,736	8,073
PERRY			
CANNELTON CITY	1,184	1,399	510
TELL CITY-CITY	15,828	20,602	7,708
COUNTY TOTALS:	17,012	22,001	8,218
PORTER			
CHESTERION TOWN	26,329	12,759	6,123
COUNTY TOTALS:	26,329	12,759	6,123
RANDOLPH			
WINCHESTER CITY	38,703	29,951	15,164
UNION CITY-CITY	5,395	4,196	1,838
COUNTY TOTALS:	44,098	34,147	17,002
RIPLEY			
BATESVILLE CITY	39,855	27,123	11,203
VERSAILLES TOWN	46,830	31,684	12,565
COUNTY TOTALS:	86,685	58,807	23,768
ST. JOSEPH			
WALKERTON TOWN	7,785	6,864	2,757
COUNTY TOTALS:	7,785	6,864	2,757

ALCOHOL & DRUG PROG. 7% DIV.ADD.SERV.	INFRACTION JUDGEMENTS	CONSERVATION DEPARTMENT FISH&GAME VIOL.	OTHER	<u>TOTAL</u> <u>REVENUE</u> <u>FOR STATE</u>
		200	2,405	125,260
		205	2,405	387,953
			65	57,639
			65	57,639
				7,986
				7,986
				4,646
		180		75,819
		180		80,465
			447	102,123
			447	102,123
				49,496
		680	925	154,690
		680	925	204,186
				49,508
				49,508
			140	3,233
	14,382	1,040	2,155	61,715
	14,382	1,040	2,295	64,948
			600	45,811
			600	45,811
	12,616	100	2,326	98,860
	1,635		1,252	14,316
	14,251	100	3,578	113,176
				78,181
		2,365	915	94,359
		2,365	915	172,540
		360	901	18,667
		360	901	18,667

	FINES (FOR STATE LAW VIOLATIONS)	PROSECUTING ATTORNEY FEE (STATE PORTION)	BUREAU OF MOTOR VEHICLES FEE
SPENCER			
ROCKPORT CITY - NOT REPORTING			
COUNTY TOTALS:			
STARKE			
KNOX CITY	17,119	39,933	18,065
COUNTY TOTALS:	17,119	39,933	18,065
STEUBEN			
FREMONT TOWN	64,043	58,235	26,866
COUNTY TOTALS:	64,043	58,235	26,866
TIPPECANOE			
WEST LAFAYETTE CITY	31,123	27,816	14,167
COUNTY TOTALS:	31,123	27,816	14,167
TIPTON			
TIPTON CITY	34,493	24,689	11,640
SHARPSVILLE TOWN	27,666	20,400	10,821
COUNTY TOTALS:	62,159	45,089	22,461
VERMILLION			
CLINTON CITY	75	32,128	16,613
COUNTY TOTALS:	75	32,128	16,613
VIGO			
TERRE HAUTE CITY-NOT REPORTING			
COUNTY TOTALS:			
WABASH			
WABASH CITY	200		
NORTH MANCHESTER TOWN	3,399	3,824	1,965
COUNTY TOTALS:	3,599	3,824	1,965
WASHINGTON			
SALEM CITY	44,340	21,601	7,358
COUNTY TOTALS:	44,340	21,601	7,358
WAYNE			
HAGERSTOWN TOWN	20,511	21,383	10,103
COUNTY TOTALS:	20,511	21,383	10,103
WELLS			
BLUFFTON CITY	27,024	22,686	10,403
COUNTY TOTALS:	27,024	22,686	10,403
WHITE			
MONON TOWN	138	224	152
COUNTY TOTALS:	138	224	152
GRAND TOTALS:	1,830,334	1,832,496	837,851

ALCOHOL & DRUG PROG. 7% DIV.ADD.SERV.	INFRACTION JUDGEMENTS	CONSERVATION DEPARTMENT FISH&GAME VIOL.	OTHER	<u>TOTAL REVENUE FOR STATE</u>
863	12,426	630	1,825	90,861
863	12,426	630	1,825	90,861
		1,735	4,590	155,469
		1,735	4,590	155,469
				73,106
				73,106
		40	1,025	71,887
			111	58,998
		40	1,136	130,885
	7,884			56,700
	7,884			56,700
			10	210
				9,188
			10	9,398
994		1,465		75,758
994		1,465		75,758
				51,997
				51,997
		885	105	61,103
		885	105	61,103
				514
				514
9,118	334,977	14,960	68,396	4,928,132

	- - COUNTY FUNDS - -			LOCAL FUNDS		
	PROS.ATTY. FEES(COUNTY PORTION)	ALCOHOL & DRUG PROGRAM	OTHER	TOTAL REVENUE FOR COUNTY	FINES(FOR LOCAL VIOLATION)	DOCKET FEE CRIMINAL
BLACKFORD						
HARTFORD CITY-CITY	2,248			2,248	1,124	
MONTPELIER CITY	3,344			3,344	2,201	8,370
COUNTY TOTALS:	5,592			5,592	3,325	8,370
BOONE						
LEBANON CITY	1,304		300	1,604	1,328	4,760
THORNTOWN TOWN	9,080		380	9,460	85	22,760
ZIONSVILLE TOWN	1,304	121	105	1,530	2,844	5,030
JAMESTOWN TOWN	300			300	750	
COUNTY TOTALS:	11,988	121	785	12,894	5,007	32,550
CARROLL						
DELPHI CITY	1,288			1,288	100	3,217
BURLINGTON TOWN	1,332	1,665		2,997	153	
COUNTY TOTALS:	2,620	1,665		4,285	253	3,217
CLARK						
CHARLESTOWN CITY	620	380	380	1,380	3,640	2,630
JEFFERSONVILLE CITY	4,880	7,096		11,976		302
CLARKSVILLE TOWN	2,724			2,724	17,102	5,846
COUNTY TOTALS:	8,224	7,476	380	16,080	20,742	8,778
CLINTON						
FRANKFORT CITY	332			332		994
COUNTY TOTALS:	332			332		994
DEARBORN						
AURORA CITY	10,344			10,344	155	26,010
LAWRENCEBURG CITY	12,156	1,780		13,936	544	30,600
COUNTY TOTALS:	22,500	1,780		24,280	699	56,610
DEKALB						
BUTLER CITY	220			220		550
COUNTY TOTALS:	220			220		550
DELAWARE						
YORKTOWN TOWN	24,912	8,675	150	33,737	38	62,340
COUNTY TOTALS:	24,912	8,675	150	33,737	38	62,340
ELKHART						
ELKHART CITY	25,798	32,413		58,211	751	65,128
GOSHEN CITY	15,264			15,264	4,493	40,256
NAPPANEE CITY	2,432	3,030		5,462	55	6,120
COUNTY TOTALS:	43,494	35,443		78,937	5,299	111,504
FOUNTAIN						
ATTICA CITY	7,519	642		8,161		20,700
COUNTY TOTALS:	7,519	642		8,161		20,700
GRANT						
GAS CITY	7,960		2,785	10,745	160	19,930

- - - LOCAL FUNDS - - -				
DOCKET FEE CIVIL	LOCAL PROSECUTOR FEES	OTHER	<u>TOTAL REV- REVENUE FOR LOCAL</u>	<u>TOTAL REVENUE GENERATED</u>
6,430		350	7,904	47,121
			10,571	46,660
6,430		350	18,475	93,781
			6,088	27,155
			22,845	132,685
			7,874	23,584
35			785	5,681
35			37,592	189,105
			3,317	19,366
		3,325	3,478	18,462
		3,325	6,795	37,828
			6,270	12,248
15,300	7,725	44,264	67,591	119,209
5,010		10,720	38,678	70,703
20,310	7,725	54,984	112,539	202,160
		186	1,180	4,370
		186	1,180	4,370
			26,165	173,696
		610	31,754	244,589
		610	57,919	418,285
			550	2,907
			550	2,907
			62,378	357,073
			62,378	357,073
15		13,989	79,883	410,913
410		24,534	69,693	291,741
			6,175	39,707
425		38,523	155,751	742,361
		10,976	31,676	129,063
		10,976	31,676	129,063
		5,125	25,215	128,555

	- - COUNTY FUNDS - -			LOCAL FUNDS		
	PROS.ATTY. FEES(COUNTY PORTION)	ALCOHOL & DRUG PROGRAM	OTHER	TOTAL REVENUE FOR COUNTY	FINES(FOR LOCAL VIOLATION)	DOCKET FEE CRIMINAL
MARION CITY	5,384			5,384	12,999	16,970
COUNTY TOTALS:	13,344		2,785	16,129	13,159	36,900
HAMILTON						
CARMEL CITY	6,948			6,948	17,022	24,611
NOBLESVILLE CITY	4,173			4,173	23,217	21,315
COUNTY TOTALS:	11,121			11,121	40,239	45,926
HENRY						
KNIGHTSTOWN TOWN	16,340			16,340		40,860
COUNTY TOTALS:	16,340			16,340		40,860
HUNTINGTON						
ROANOKE TOWN	8,904			8,904		2,226
COUNTY TOTALS:	8,904			8,904		2,226
JASPER						
DEMOITTE TOWN	904			904		2,270
WHEATFIELD TOWN	68			68	551	430
COUNTY TOTALS:	972			972	551	2,700
JAY						
DUNKIRK CITY	1,420	20		1,440	328	
PORTLAND CITY	5,248			5,248	66	13,160
COUNTY TOTALS:	6,668	20		6,688	394	13,160
JENNINGS						
NORTH VERNON CITY	4,634		3,447	8,081	340	12,440
COUNTY TOTALS:	4,634		3,447	8,081	340	12,440
JOHNSON						
FRANKLIN CITY	13,576	16,955		30,531		34,710
GREENWOOD CITY	8,788	10,985		19,773		22,210
NEW WHITELAND - NOT REPORTING						
COUNTY TOTALS:	22,364	27,940		50,304		56,920
KNOX						
BICKNELL CITY	1,732	2,118		3,850		4,420
COUNTY TOTALS:	1,732	2,118		3,850		4,420
LAKE						
CROWN POINT CITY	1,524	128		1,652	9,308	8,360
LAKE CITY	2,068	4,290		6,358	1,875	8,620
LAKE CITY	20,036	2,077		22,113	2,190	50,778
HAMMOND CITY	8,120			8,120	12,368	27,560
HOBART CITY	4,199	5,378		9,577		10,610
LAKE STATION CITY	1,740	75		1,815	80	4,420
WHITING CITY	608	845		1,453	1,025	1,635
COUNTY TOTALS:	38,295	12,793		51,088	26,846	111,983
MADISON						
ALEXANDRIA CITY	1,244	560	590	2,394	110	3,110

- - - LOCAL FUNDS - - -

DOCKET FEE CIVIL	LOCAL PROSECUTOR FEES	OTHER	<u>TOTAL REV- REVENUE FOR LOCAL</u>	<u>TOTAL REVENUE GENERATED</u>
			29,969	105,253
		5,125	55,184	233,808
			41,633	118,893
	5,996		50,528	124,633
	5,996		92,161	243,526
			40,860	195,140
			40,860	195,140
			2,226	157,317
			2,226	157,317
			2,270	9,737
	104		1,085	2,447
	104		3,355	12,184
3,550			3,878	18,141
			13,226	67,699
3,550			17,104	85,840
			12,780	76,714
			12,780	76,714
			34,710	206,673
			22,210	124,214
			56,920	330,887
			4,420	26,765
			4,420	26,765
530			18,198	46,354
21,805			32,300	66,835
38,160		10	91,138	324,964
20,380		22,329	82,637	213,628
			10,610	57,899
			4,500	23,895
			2,660	14,553
80,875		22,339	242,043	748,128
			3,220	25,665

	C O U N T Y F U N D S			L O C A L F U N D S		
	PROS.ATTY. FEES(COUNTY PORTION)	ALCOHOL & DRUG PROGRAM	OTHER	TOTAL REVENUE FOR COUNTY	FINES(FOR LOCAL VIOLATION)	DOCKET FEE CRIMINAL
ANDERSON CITY	21,560		3,295	24,855	10,285	53,890
ELWOOD CITY - NOT REPORTING						
EDGEWOOD TOWN	8,654			8,654		
COUNTY TOTALS:	31,458	560	3,885	35,903	10,995	57,000
MARSHALL						
PLYMOUTH CITY						
ARGOS TOWN	5,144			5,144	16,568	12,940
COUNTY TOTALS:	5,144			5,144	16,568	12,940
MARTIN						
LOGOOTE CITY	1,126			1,126		
COUNTY TOTALS:	1,126			1,126		
MIAMI						
PERU CITY	456	565		1,021		
BUNKER HILL TOWN	7,256	8,985		16,241		18,570
COUNTY TOTALS:	7,712	9,550		17,262		18,570
MONTGOMERY						
CRAWFORDSVILLE CITY	7,968	11,045	2,380	21,393	3,270	22,167
COUNTY TOTALS:	7,968	11,045	2,380	21,393	3,270	22,167
MORGAN						
MARTINSVILLE CITY	6,664	8,330	820	15,814		16,865
MOORESVILLE TOWN	16,292	20,365		36,657		40,730
COUNTY TOTALS:	22,956	28,695	820	52,471		57,595
NOBLE						
CROMWELL TOWN	4,184			4,184		10,460
COUNTY TOTALS:	4,184			4,184		10,460
PERRY						
CANNELTON CITY	320	500		820		
TELL CITY-CITY	4,360			4,360	160	11,040
COUNTY TOTALS:	4,680	500		5,180	160	11,040
PORTER						
CHESTERTON TOWN	2,908		50	2,958	3,806	8,350
COUNTY TOTALS:	2,908		50	2,958	3,806	8,350
RANDOLPH						
WINCHESTER CITY	7,517			7,517	268	
UNION CITY-CITY	1,068			1,068	440	2,940
COUNTY TOTALS:	8,585			8,585	708	2,940
RIPLEY						
BATESVILLE CITY	6,432			6,432	2,933	16,705
VERSAILLES TOWN	7,320			7,320		18,300
COUNTY TOTALS:	13,752			13,752	2,933	35,005
ST. JOSEPH						
WALKERTON TOWN	1,716		30	1,746	214	6,555
COUNTY TOTALS:	1,716		30	1,746	214	6,555

- - - LOCAL FUNDS - - -

DOCKET FEE CIVIL	LOCAL PROSECUTOR FEES	OTHER	TOTAL REV- REVENUE FOR LOCAL	TOTAL REVENUE GENERATED
5,760		111,719	182,254	449,751
21,635		20,612	42,247	176,161
27,395		132,331	227,721	651,577
			29,508	92,291
			29,508	92,291
2,730			2,730	11,842
2,730			2,730	11,842
1,140			1,140	6,807
	455		19,025	111,085
1,140	455		20,165	117,892
203			25,640	149,156
203			25,640	149,156
			16,865	82,175
			40,730	232,077
			57,595	314,252
		15	10,475	64,167
		15	10,475	64,167
800			800	4,853
			11,200	77,275
800			12,000	82,128
			12,156	60,925
			12,156	60,925
18,916			19,184	125,561
		974	4,354	19,738
18,916		974	23,538	145,299
3,381		1,401	24,420	109,033
			18,300	119,979
3,381		1,401	42,720	229,012
			6,769	27,182
			6,769	27,182

	C O U N T Y F U N D S			L O C A L F U N D S		
	PROS.ATTY. FEES(COUNTY PORTION)	ALCOHOL & DRUG PROGRAM	OTHER	TOTAL REVENUE FOR COUNTY	FINES(FOR LOCAL VIOLATION)	DOCKET FEE CRIMINAL
SPENCER						
ROCKPORT CITY - NOT REPORTING						
COUNTY TOTALS:						
STARKE						
KNOX CITY	9,428			9,428		35,350
COUNTY TOTALS:	9,428			9,428		35,350
STEUBEN						
FREMONT TOWN	14,540		35	14,575		37,300
COUNTY TOTALS:	14,540		35	14,575		37,300
TIPPECANOE						
WEST LAFAYETTE CITY	7,204	9,005	70	16,279		7,694
COUNTY TOTALS:	7,204	9,005	70	16,279		7,694
TIPTON						
TIPTON CITY	5,824			5,824	66	
SHARPSVILLE TOWN	5,100			5,100		
COUNTY TOTALS:	10,924			10,924	66	
VERMILLION						
CLINTON CITY	8,032	10,300		18,332	1,150	20,600
COUNTY TOTALS:	8,032	10,300		18,332	1,150	20,600
VIGO						
TERRE HAUTE CITY-NOT REPORTING						
COUNTY TOTALS:						
WABASH						
WABASH CITY					355	
NORTH MANCHESTER TOWN	956			956	100	2,590
COUNTY TOTALS:	956			956	455	2,590
WASHINGTON						
SALEM CITY	4,556	14,204		18,760		10,320
COUNTY TOTALS:	4,556	14,204		18,760		10,320
WAYNE						
HAGERSTOWN TOWN	5,264	3,853	30	9,147		13,195
COUNTY TOTALS:	5,264	3,853	30	9,147		13,195
WELLS						
BLUFFTON CITY	5,672	105	5	5,782	225	14,170
COUNTY TOTALS:	5,672	105	5	5,782	225	14,170
WHITE						
MGNON TOWN	56	90	14	160	139	210
COUNTY TOTALS:	56	90	14	160	139	210
GRAND TOTALS:	430,596	186,580	14,866	632,042	157,581	1,017,199

- - - LOCAL FUNDS - - -

DOCKET FEE CIVIL	LOCAL PROSECUTOR FEES	OTHER	<u>TOTAL REV- REVENUE FOR LOCAL</u>	<u>TOTAL REVENUE GENERATED</u>
			35,350	135,639
			35,350	135,639
		1,249	38,549	208,593
		1,249	38,549	208,593
19,789		280	27,763	117,148
19,789		280	27,763	117,148
14,620			14,686	92,397
12,811			12,811	76,909
27,431			27,497	169,306
			21,750	96,782
			21,750	96,782
8,690			9,045	9,255
			2,690	12,834
8,690			11,735	22,089
		2,582	12,902	107,420
		2,582	12,902	107,420
			13,195	74,339
			13,195	74,339
			14,395	81,280
			14,395	81,280
		5	354	1,028
		5	354	1,028
222,100	14,280	275,255	1,686,415	7,246,589

	TO STATE FUNDS	TO LOCAL FUND TOWNSHIP DOCKET FEES	TO OTHERS SERV.OF PROC. CERT. MAIL *	TO OTHERS SERV.OF PROC. PERS. SERV. *	TOTAL FOR GOVERNMENT UNITS
MARION					
CENTER TOWNSHIP	0	125,393	(10,539)	(72,518)	125,393
DECATUR TOWNSHIP	0	165,171	(0)	(108,961)	165,171
LAWRENCE TOWNSHIP	0	130,868	(0)	(66,026)	130,868
PERRY TOWNSHIP	0	115,962	(11,351)	(57,381)	115,962
PIKE TOWNSHIP	34,029	195,312	(22,000)	(52,500)	229,341
WARREN TOWNSHIP	0	331,399	(0)	(245,682)	331,399
WASHINGTON TOWNSHIP	0	138,222	(14,176)	(95,972)	138,222
WAYNE TOWNSHIP	0	67,918	(0)	(44,060)	67,918
GRAND TOTALS:	34,029	1,270,245	(58,066)	(743,100)	1,304,274

* NOT INCLUDED IN TOTALS

1986 TRIAL JUDGES

COUNTY	Cir	Sup	Co.	Other	TOTAL	County Population	Ratio of Judges
ADAMS	1	1	0	0	2	30,300	1:15,150
ALLEN	1	8-U	0	0	9	295,300	1:32,811
BARTHOLOMEW ¹	1	1	1	0	3	64,500	1:21,500
BENTON	1	0	0	0	1	9,800	1:9,800
BLACKFORD ²	1	0	0	0	1	15,000	1:15,000
BOONE	1	2	0	0	3	38,400	1:12,800
BROWN	1	0	0	0	1	12,800	1:12,800
CARROLL	1	0	0	0	1	19,100	1:19,100
CASS	1	1	0	0	2	39,700	1:19,850
CLARK	1	2	1	0	4	88,800	1:22,200
CLAY	1	1	0	0	2	24,700	1:12,350
CLINTON	1	0	1	0	2	31,100	1:15,550
CRAWFORD	1	0	0	0	1	10,300	1:9,800
DAVISS	1	0	1	0	2	28,700	1:14,350
DEARBORN	1/2	0	1	0	1 1/2	37,200	1:24,800
DECATUR	1	0	1	0	2	23,500	1:11,750
DEKALB	1	1	0	0	2	33,800	1:16,900
DELAWARE	1	4	0	0	5	120,900	1:24,180
DUBOIS	1	1	0	0	2	36,000	1:18,000
ELKHART	1	3-U	2	0	6	146,400	1:29,280
FAYETTE ³	1	0	1	0	2	27,500	1:13,750
FLOYD	1	1	1	0	3	63,000	1:21,000
FOUNTAIN	1	0	0	0	1	18,600	1:18,600
FRANKLIN	1	0	0	0	1	20,100	1:20,100
FULTON	1	0	1/2	0	1 1/2	18,700	1:12,467
GIBSON	1	1	0	0	2	33,500	1:17,150
GRANT	1	2	1	0	4	77,100	1:19,275

1 Bartholomew County: Effective 1/1/87, Bartholomew County will have a Second Superior Court. P.L. 188-1986, IC 33-5-8-1 et seq.

2 Blackford County: Effective 1/1/87, Blackford County will have a county court. P.L. 186-1986 Sec. 32.

3 Effective 1/1/87, Fayette County Court will become a Superior Court with a standard small claims and misdemeanor docket. P.L. 188-1986, IC 33-5-17.1 et seq.

1986 TRIAL JUDGES

COUNTY	Cir	Sup	Co.	Other	TOTAL	County Population	Ratio of Judges
GREENE	1	0	1/2	0	1 1/2	30,400	1:20,267
HAMILTON	1	2	1	0	4	94,200	1:23,550
HANCOCK	1	1	1	0	3	44,900	1:14,967
HARRISON	1	0	1	0	2	29,100	1:14,550
HENDRICKS	1	2	0	0	3	74,500	1:24,833
HENRY	1	1	1	0	3	50,100	1:16,700
HOWARD	1	2-U	1	0	4	85,200	1:21,300
HUNTINGTON	1	0	1	0	2	35,500	1:17,750
JACKSON	1	0	1	0	2	37,100	1:18,550
JASPER	1	1	0	0	2	26,300	1:13,150
JAY	1	0	1	0	2	21,800	1:10,900
JEFFERSON	1/2	0	1	0	1 1/2	29,300	1:19,533
JENNINGS	1	0	0	0	1	22,800	1:22,800
JOHNSON	1	2	0	0	3	83,200	1:27,733
KNOX	1	1	1	0	3	41,400	1:13,800
KOSCIUSKO	1	1	1	0	3	63,600	1:21,200
LAGRANGE	1	0	1	0	2	28,000	1:14,000
LAKE	1	10-U	3	0	14	491,700	1:35,121
LAPORTE	1	4	0	0	5	106,100	1:21,220
LAWRENCE	1	1	1	0	3	42,400	1:14,133
MADISON	1	3-U	2	0	6	132,700	1:22,117
MARION	1	15-U	0	15	31	785,000	1:24,531
MARSHALL	1	1	1	0	3	41,300	1:13,767
MARTIN	1	0	0	0	1	11,000	1:11,000
MIAMI	1	1	0	0	2	38,000	1:19,000
MONROE ⁴	1	4-U	0	0	5	101,700	1:25,425
MONTGOMERY	1	0	1	0	2	35,300	1:17,650
MORGAN	1	1	1	0	3	53,000	1:17,667
NEWTON	1	1	0	0	2	13,900	1:6,950
NOBLE	1	0	1	0	2	37,200	1:18,600

4 The fifth judgeship in Monroe Superior Court will become effective 1/1/87. P.L. 299-1985, IC 33-5-36.1-1.

1986 TRIAL JUDGES

COUNTY	Cir	Sup	Co.	Other	TOTAL	County Population	Ratio of Judges
OHIO	1/2	1/2	0	0	1	5,300	1:5,300
ORANGE	1	0	1	0	2	19,300	1:9,650
OWEN	1	0	0	0	1	16,900	1:16,900
PARKE	1	0	0	0	1	15,900	1:15,900
PERRY	1	0	0	0	1	19,000	1:19,000
PIKE	1	0	0	0	1	13,200	1:13,200
PORTER	1	3	1	0	5	123,100	1:24,620
POSEY	1	0	1	0	2	25,800	1:12,900
PULASKI	1	0	1/2	0	1 1/2	13,200	1:8,800
PUTNAM	1	0	1	0	2	30,000	1:15,000
RANDOLPH	1	0	1	0	2	28,000	1:14,000
RIPLEY	1	0	0	0	1	25,400	1:25,400
RUSH	1	0	1	0	2	18,800	1:9,400
ST. JOSEPH	1	7-U	0	1	9	241,400	1:26,822
SCOTT	1	0	1	0	2	20,400	1:10,200
SHELBY	1	1	1	0	3	39,500	1:13,167
SPENCER	1	0	0	0	1	20,300	1:20,300
STARKE	1	0	0	0	1	21,400	1:21,400
STEBEN ⁵	1	0	1	0	2	26,500	1:13,250
SULLIVAN	1	0	1/2	0	1 1/2	20,600	1:13,733
SWITZERLAND	1/2	1/2	0	0	1	7,300	1:7,300
TIPPECANOE	1	3	2	0	6	124,400	1:20,733
TIPTON	1	0	0	0	1	16,200	1:16,200
UNION	1	0	0	0	1	7,000	1:7,000
VANDERBURGH	1	7-U	0	0	8	167,600	1:20,950
VERMILLION	1	0	0	0	1	17,600	1:17,600
VIGO	1	2-U	2	0	5	109,500	1:21,900
WABASH	1	0	1	0	2	35,200	1:17,600
WARREN	1	0	0	0	1	8,500	1:8,500
WARRICK	1	1	0	0	2	45,400	1:22,700

5 Effective 1/1/87, The Steuben County Court will become a Superior Court with a standard small claims and misdemeanor division. P.L. 188-1986, IC 33-5-40.1.

1986 TRIAL JUDGES

COUNTY	Cir	Sup	Co.	Other	TOTAL	County Population	Ratio of Judges
WASHINGTON ⁶	1	0	0	0	1	22,500	1:22,500
WAYNE	1	3	0	0	4	72,200	1:18,050
WELLS	1	1	0	0	2	24,400	1:12,200
WHITE	1	1	0	0	2	23,300	1:11,650
WHITLEY	1	1	0	0	2	27,000	1:13,500
TOTAL	90	114	49	16	270	5,503,600	1:20,459

6 Effective 1/1/87, there will be a Washington Superior Court with a standard small claims and misdemeanor division. P.L. 186-1986, IC 33-5-45.8 et seq.

7 Joint Circuit Courts -- Two of the 90 circuits are joint circuits each with 2 counties served by one judge.

Dearborn - Ohio
Jefferson - Switzerland

8 Joint Superior Courts -- One of the superior courts is a joint court with one judge serving two counties: Ohio - Switzerland

9 Joint County Courts -- Two of the county courts are joint, each serving two counties with one judge:

Fulton - Pulaski
Greene - Sullivan

NOTE: A) Population figures are based on July 1, 1986, United States census estimates.

B) 1/2 indicates one judge serves two counties.

C) "U" indicates unified courts.

1986 MINOR COURTS

COUNTY	Small Claims	City Courts	Town Courts
ADAMS	0		
ALLEN	0		
BARTHOLOMEW	0		
BENTON	0		
BLACKFORD	0	Hartford Montpelier	
BOONE	0	Lebanon	Jamestown Thorntown Zionsville
BROWN	0		
CARROLL	0	Delphi	Burlington
CASS	0		
CLARK	0	Jeffersonville	Charlestown Clarksville
CLAY	0		
CLINTON	0	Frankfort	
CRAWFORD	0		
DAVISS	0		
DEARBORN	0	Aurora Lawrenceburg	
DECATUR	0		
DEKALB	0	Butler	
DELAWARE	0		Yorktown
DUBOIS	0		
ELKHART	0	Elkhart Goshen Nappanee	
FAYETTE	0		
FLOYD	0		
FOUNTAIN	0	Attica	
FRANKLIN	0		
FULTON	0		
GIBSON	0		

1986 MINOR COURTS

COUNTY	Small Claims	City Courts	Town Courts
GRANT	0	Gas City Marion	
GREENE	0		
HAMILTON	0	Carmel Noblesville	
HANCOCK	0		
HARRISON	0		
HENDRICKS	0		
HENRY	0		Knightstown
HOWARD	0		
HUNTINGTON	0		Roanoke
JACKSON	0		
JASPER	0		DeMotte Wheatfield
JAY	0	Dunkirk Portland	
JEFFERSON	0		
JENNINGS	0	North Vernon	
JOHNSON	0	Franklin Greenwood	New Whiteland
KNOX	0	Bicknell	
KOSCIUSKO	0		
LAGRANGE	0		
LAKE	0	Crown Point East Chicago Gary Hammond Hobart Lake Station Whiting	
LAPORTE	0		
LAWRENCE	0		
MADISON	0	Alexandria Anderson Elwood	Edgewood

1986 MINOR COURTS

COUNTY	Small Claims	City Courts	Town Courts
MARION	8		
MARSHALL	0	Plymouth	Argos
MARTIN	0	Loogootee	
MIAMI	0	Peru	Bunker Hill
MONROE	0		
MONTGOMERY	0	Crawfordsville	
MORGAN	0	Martinsville	Mooreville
NEWTON	0		
NOBLE	0		Cromwell
OHIO	0		
ORANGE	0		
OWEN	0		
PARKE	0		
PERRY	0	Cannelton Tell City	
PIKE	0		
PORTER	0		Chesterton
POSEY	0		
PULASKI	0		
PUTNAM			
RANDOLPH	0	Union Winchester	
RIPLEY	0	Batesville	Versailles
RUSH	0		
ST. JOSEPH	0		Walkerton
SCOTT	0		
SHELBY	0		
SPENCER	0	Rockport	
STARKE	0	Knox	
STEBEN	0		Fremont
SULLIVAN	0		
SWITZERLAND	0		
TIPPECANOE	0	West Lafayette	
TIPTON	0	Tipton	Sharpville
UNION	0		

1986 MINOR COURTS

<u>COUNTY</u>	<u>Small Claims</u>	<u>City Courts</u>	<u>Town Courts</u>
VANDERBURGH	0		
VERMILLION	0	Clinton	
VIGO	0	Terre Haute	
WABASH	0	Wabash	North Manchester
WARREN	0		
WARRICK	0		
WASHINGTON	0	Salem	
WAYNE	0		Hagerstown
WELLS	0	Bluffton	
WHITE	0		Monon
WHITLEY	0		
TOTAL	8	52	25

KEY FOR TRIAL
COURT PERSONNEL CHART

JUG - Judges
C/R - Commissioner or Referee
REP - Reporter(s)
BAL - Bailiff(s)
PBO - Probation Office
JCM - Jury Commissioner(s)
ADM - Administrator and Staff
SEC - Secretary(ies)
LCK - Law Clerks and Interns
P/D - Public Defender and Staff
OTH - Court Clerks and Other Employees

	JUG	C/R	REP	BAL	PBO	JCM	ADM	SEC	LCK	P/D	OTH	TOT
ADAMS												
ADAMS CIRCUIT	1	0	3	2	0	1	2	1	0	0	0	10
ADAMS SUPERIOR	1	0	2	1	0	0	0	0	0	0	1	5
ADAMS PROB	0	0	0	0	6	0	0	0	0	0	0	6
COUNTY TOTAL:	2	0	5	3	6	1	2	1	0	0	1	21
ALLEN												
ALLEN CIRCUIT	1	1	2	0	14	1	2	2	3	15	1	42
ALLEN SUPERIOR	8	4	8	0	26	0	3	13	6	0	27	95
COUNTY TOTAL:	9	5	10	0	40	1	5	15	9	15	28	137
BARTHOLOMEW												
BARTHOLOMEW CIRCUIT	1	1	3	1	4	2	0	0	0	2	1	15
BARTHOLOMEW SUPERIOR 1	1	0	2	1	0	0	0	0	0	1	0	5
BARTHOLOMEW COUNTY	1	0	1	1	2	0	0	0	0	0	7	12
COUNTY TOTAL:	3	1	6	3	6	2	0	0	0	3	8	32
BENTON												
BENTON CIRCUIT	1	0	2	1	3	1	0	0	0	0	0	8
COUNTY TOTAL:	1	0	2	1	3	1	0	0	0	0	0	8
BLACKFORD												
BLACKFORD CIRCUIT	1	0	2	1	2	1	0	0	0	0	0	7
HARTFORD CITY-CITY	1	0	0	1	0	0	0	0	0	0	1	3
MONTPELIER CITY	1	0	0	0	0	0	0	0	0	0	0	1
COUNTY TOTAL:	3	0	2	2	2	1	0	0	0	0	1	11
BOONE												
BOONE CIRCUIT	1	1	2	1	3	1	0	0	0	0	0	9
BOONE SUPERIOR 1	1	0	1	1	0	1	0	0	0	0	0	4
BOONE SUPERIOR 2	1	0	1	1	2	0	0	0	0	1	0	6
LEBANON CITY	1	0	0	0	0	0	0	0	0	0	1	2
THORNTOWN TOWN	1	0	0	0	0	0	0	0	0	0	0	1
ZIONSVILLE TOWN	1	0	0	1	0	0	0	0	0	0	2	4
JAMESTOWN TOWN	1	0	0	0	0	0	0	0	0	0	0	1
COUNTY TOTAL:	7	1	4	4	5	2	0	0	0	1	3	27
BROWN												
BROWN CIRCUIT	1	1	2	1	2	1	0	0	0	2	1	11
COUNTY TOTAL:	1	1	2	1	2	1	0	0	0	2	1	11
CARROLL												
CARROLL CIRCUIT	1	1	3	1	2	1	0	0	0	1	0	10
DELPHI CITY	1	0	0	0	0	0	0	0	0	0	0	1
BURLINGTON TOWN	1	0	0	0	0	0	0	0	0	0	0	1
COUNTY TOTAL:	3	1	3	1	2	1	0	0	0	1	0	12
CASS												
CASS CIRCUIT	1	0	1	1	2	1	0	2	0	2	1	11
CASS SUPERIOR	1	0	1	1	1	0	0	1	0	1	0	6
COUNTY TOTAL:	2	0	2	2	3	1	0	3	0	3	1	17
CLARK												
CLARK CIRCUIT	1	0	3	0	1	3	0	0	0	3	0	11
CLARK SUPERIOR 1	1	0	3	1	5	0	0	0	0	1	0	11

	JUG	C/R	REP	BAL	PBO	JCM	ADM	SEC	LCK	P/D	CTH	TOT
CLARK SUPERIOR 2	1	0	2	0	0	0	0	0	0	0	0	3
CLARK COUNTY	1	0	1	1	1	0	0	0	0	1	0	5
CHARLESTOWN CITY	1	0	0	0	0	0	0	1	0	0	0	2
JEFFERSONVILLE CITY	1	0	0	0	5	0	0	0	0	0	2	8
CLARKSVILLE TOWN	1	0	0	0	0	0	0	0	0	0	3	4
COUNTY TOTAL:	7	0	9	2	12	3	0	1	0	5	5	44
CLAY												
CLAY CIRCUIT	1	0	2	0	2	1	0	0	0	3	0	9
CLAY SUPERIOR	1	0	1	1	1	0	0	0	0	1	0	5
COUNTY TOTAL:	2	0	3	1	3	1	0	0	0	4	0	14
CLINTON												
CLINTON CIRCUIT	1	1	1	1	2	0	0	0	0	0	0	6
CLINTON COUNTY	1	0	1	1	1	0	0	0	0	0	0	4
FRANKFORT CITY	1	0	0	0	0	0	0	0	0	0	2	3
COUNTY TOTAL:	3	1	2	2	3	0	0	0	0	0	2	13
CRAWFORD												
CRAWFORD CIRCUIT	1	0	1	1	1	2	0	0	0	1	1	8
COUNTY TOTAL:	1	0	1	1	1	2	0	0	0	1	1	8
DAVISS												
DAVISS CIRCUIT	1	0	3	1	2	1	0	0	0	1	0	9
DAVISS COUNTY	1	0	3	1	1	0	0	0	0	0	0	6
COUNTY TOTAL:	2	0	6	2	3	1	0	0	0	1	0	15
DEARBORN												
DEARBORN CIRCUIT	1	0	2	1	2	1	0	0	0	1	0	8
DEARBORN COUNTY	1	0	1	1	0	1	0	0	0	0	0	4
AURORA CITY	1	0	0	0	0	0	0	1	0	0	0	2
LAWRENCEBURG CITY	1	0	0	1	0	0	0	0	0	0	1	3
COUNTY TOTAL:	4	0	3	3	2	2	0	1	0	1	1	17
DECATUR												
DECATUR CIRCUIT	1	0	2	0	2	1	0	0	0	0	0	6
DECATUR COUNTY	1	0	1	1	1	0	0	0	0	0	1	5
COUNTY TOTAL:	2	0	3	1	3	1	0	0	0	0	1	11
DEKALB												
DEKALB CIRCUIT	1	0	3	1	5	1	0	0	0	3	0	14
DEKALB SUPERIOR	1	1	3	2	0	0	0	0	0	0	0	7
BUTLER CITY	1	0	0	0	0	0	0	0	0	0	0	1
COUNTY TOTAL:	3	1	6	3	5	1	0	0	0	3	0	22
DELAWARE												
DELAWARE ALL COURTS	5	7	6	11	13	2	1	13	0	9	0	67
YORKTOWN TOWN	1	0	0	0	0	0	0	0	0	0	2	3
COUNTY TOTAL:	6	7	6	11	13	2	1	13	0	9	2	70
DUBOIS												
DUBOIS CIRCUIT	1	0	2	1	1	0	0	0	0	0	0	5
DUBOIS SUPERIOR	1	0	2	0	1	0	0	0	0	0	0	4
COUNTY TOTAL:	2	0	4	1	2	0	0	0	0	0	0	9
ELKHART												
ELKHART CIRCUIT	1	1	1	2	0	1	0	2	0	1	0	9

	JUG	C/R	REP	BAL	PBO	JCM	ADM	SEC	LCK	P/D	OTH	TOT
ELKHART SUPERIOR 1	1	0	3	1	0	0	0	1	0	0	0	6
ELKHART SUPERIOR 2	1	0	2	1	0	0	0	1	0	0	0	5
ELKHART SUPERIOR 3	1	0	1	0	0	0	0	1	0	1	2	6
ELKHART COUNTY - ELKHART	1	0	1	1	0	0	0	2	0	0	2	7
ELKHART COUNTY -GOSHEN	1	0	1	1	0	0	0	2	0	0	2	7
ELKHART PROBATION	0	0	0	0	34	0	1	0	0	0	12	47
ELKHART CITY	1	0	0	1	4	0	0	1	0	0	0	7
GOSHEN CITY	1	0	0	0	3	0	0	2	0	0	1	7
NAPPANEE CITY	1	0	0	0	0	0	0	1	0	0	0	2
COUNTY TOTAL:	9	1	9	7	41	1	1	13	0	2	19	103
FAYETTE												
FAYETTE CIRCUIT	1	0	1	1	2	2	0	1	0	0	0	8
FAYETTE COUNTY	1	0	1	1	0	0	0	0	0	0	0	3
COUNTY TOTAL:	2	0	2	2	2	2	0	1	0	0	0	11
FLOYD												
FLOYD CIRCUIT	1	0	2	1	0	1	0	0	0	2	1	8
FLOYD SUPERIOR	1	0	1	1	2	0	0	0	0	2	0	7
FLOYD COUNTY	1	0	1	1	1	0	0	0	0	1	0	5
FLOYD CIRCUIT PROB	0	0	0	0	5	0	0	0	0	0	0	5
COUNTY TOTAL:	3	0	4	3	8	1	0	0	0	5	1	25
FOUNTAIN												
FOUNTAIN CIRCUIT	1	1	2	2	2	1	0	0	0	0	2	11
ATTICA CITY	1	0	0	0	1	0	0	0	0	0	1	3
COUNTY TOTAL:	2	1	2	2	3	1	0	0	0	0	3	14
FRANKLIN												
FRANKLIN CIRCUIT	1	0	2	1	1	1	0	0	0	0	0	6
COUNTY TOTAL:	1	0	2	1	1	1	0	0	0	0	0	6
FULTON												
FULTON CIRCUIT	1	0	1	1	3	1	0	0	0	1	0	8
FULTON COUNTY	1	0	1	1	0	0	0	0	0	1	0	4
COUNTY TOTAL:	2	0	2	2	3	1	0	0	0	2	0	12
GIBSON												
GIBSON CIRCUIT	1	0	2	1	2	1	0	0	0	0	0	7
GIBSON SUPERIOR	1	0	1	1	2	1	0	0	0	1	0	7
COUNTY TOTAL:	2	0	3	2	4	2	0	0	0	1	0	14
GRANT												
GRANT CIRCUIT	1	0	1	1	0	1	0	0	0	3	0	7
GRANT SUPERIOR 1	1	0	1	1	0	1	0	0	0	2	0	6
GRANT SUPERIOR 2	1	1	2	1	0	2	0	0	0	2	0	9
GRANT COUNTY	1	0	2	1	3	0	0	0	0	1	0	8
GRANT CIR & SUP PROB	0	0	0	0	14	0	0	0	0	0	0	14
GAS CITY-CITY	1	0	0	0	0	0	0	0	0	1	2	4
MARION CITY	1	0	0	1	0	0	0	0	0	0	0	2
COUNTY TOTAL:	6	1	6	5	17	4	0	0	0	9	2	50
GREENE												
GREENE CIRCUIT	1	0	2	0	2	1	0	0	0	0	0	6
GREENE COUNTY	1	0	2	1	0	0	0	0	0	0	0	4
COUNTY TOTAL:	2	0	4	1	2	1	0	0	0	0	0	10

	JUG	C/R	REP	BAL	PBO	JCM	ADM	SEC	LCK	F/D	OTH	TOT
HAMILTON												
HAMILTON CIRCUIT	1	1	2	1	0	2	1	0	0	0	3	11
HAMILTON SUPERIOR 1	1	1	1	1	0	0	0	1	1	0	3	9
HAMILTON SUPERIOR 2	1	1	1	1	0	0	0	1	1	0	4	10
HAMILTON COUNTY	1	0	1	2	0	0	0	0	1	1	8	14
HAMILTON CIR & SUP PROB	0	0	0	0	10	0	0	0	0	0	0	10
CARMEL CITY	1	0	0	1	0	0	0	1	0	0	1	4
NOBLESVILLE CITY	1	0	0	1	0	0	0	0	0	0	3	5
COUNTY TOTAL:	6	3	5	7	10	2	1	3	3	1	22	63
HANCOCK												
HANCOCK CIRCUIT	1	0	1	1	3	1	0	0	0	0	0	7
HANCOCK SUPERIOR	1	0	1	1	2	1	0	0	0	0	1	7
HANCOCK COUNTY	1	0	1	1	2	0	0	0	0	0	0	5
COUNTY TOTAL:	3	0	3	3	7	2	0	0	0	0	1	19
HARRISON												
HARRISON CIRCUIT	1	1	1	1	0	1	0	0	0	1	1	7
HARRISON COUNTY	1	0	1	1	2	0	0	0	0	1	0	6
HARRISON DRUG & ALCOHOL	0	0	0	0	0	0	2	0	0	0	0	2
COUNTY TOTAL:	2	1	2	2	2	1	2	0	0	2	1	15
HENDRICKS												
HENDRICKS CIRCUIT	1	0	2	1	3	2	0	0	0	0	0	9
HENDRICKS SUPERIOR 1	1	0	2	1	0	0	0	0	0	0	0	4
HENDRICKS SUPERIOR 2	1	0	2	1	0	0	1	0	0	0	2	7
HENDRICKS PROBATION	0	0	0	0	6	0	0	0	0	0	1	7
COUNTY TOTAL:	3	0	6	3	9	2	1	0	0	0	3	27
HENRY												
HENRY CIRCUIT	1	1	1	1	0	1	1	0	1	1	0	8
HENRY SUPERIOR	1	0	2	1	0	1	0	0	0	1	0	6
HENRY COUNTY	1	0	2	2	0	0	0	0	0	0	0	5
HENRY CIR & SUP PROB	0	0	0	0	6	0	0	0	0	0	0	6
KNIGHTSTOWN TOWN	1	0	0	0	0	0	0	0	0	0	1	2
COUNTY TOTAL:	4	1	5	4	6	2	1	0	1	2	1	27
HOWARD												
HOWARD CIRCUIT	1	1	4	1	10	1	0	0	0	0	0	18
HOWARD SUPERIOR 1	1	0	1	1	0	0	0	0	0	0	1	4
HOWARD SUPERIOR 2	1	0	1	1	0	0	0	0	0	0	0	3
HOWARD COUNTY	1	0	1	3	0	0	0	0	0	0	1	6
HOWARD PUBLIC DEFENDER	0	0	0	0	0	0	0	0	0	5	0	5
COUNTY TOTAL:	4	1	7	6	10	1	0	0	0	5	2	36
HUNTINGTON												
HUNTINGTON CIRCUIT	1	0	1	1	3	2	0	1	0	1	0	10
HUNTINGTON COUNTY	1	0	1	1	4	0	0	1	0	0	0	8
ROANOKE TOWN	1	0	0	0	0	0	0	0	0	0	0	1
COUNTY TOTAL:	3	0	2	2	7	2	0	2	0	1	0	19
JACKSON												
JACKSON CIRCUIT	1	0	1	1	3	1	0	0	0	1	2	10
JACKSON COUNTY	1	0	1	1	0	0	0	1	0	0	0	4
COUNTY TOTAL:	2	0	2	2	3	1	0	1	0	1	2	14

	JUG	C/R	REP	BAL	PBO	JCM	ADM	SEC	LCK	P/D	OTH	TOT
JASPER												
JASPER CIRCUIT	1	0	1	1	4	1	1	0	0	1	0	10
DEMOTTE TOWN	1	0	0	0	0	0	0	1	0	0	0	2
WHEATFIELD TOWN	1	0	0	0	0	0	0	0	0	0	0	1
COUNTY TOTAL:	3	0	1	1	4	1	1	1	0	1	0	13
JAY												
JAY CIRCUIT	1	0	2	2	3	1	0	0	0	1	0	10
JAY COUNTY	1	0	1	1	1	0	0	0	0	1	0	5
DUNKIRK CITY	1	0	0	0	0	0	0	0	0	0	2	3
PORTLAND CITY	1	0	0	0	0	0	0	0	0	0	1	2
COUNTY TOTAL:	4	0	3	3	4	1	0	0	0	2	3	20
JEFFERSON												
JEFFERSON CIRCUIT	1	1	1	1	2	1	0	0	0	0	1	8
JEFFERSON COUNTY	1	0	1	1	0	0	0	1	0	0	1	5
COUNTY TOTAL:	2	1	2	2	2	1	0	1	0	0	2	13
JENNINGS												
JENNINGS CIRCUIT	1	1	2	1	2	1	0	0	0	1	1	10
NORTH VERNON CITY	1	0	0	0	0	0	0	0	0	0	1	2
COUNTY TOTAL:	2	1	2	1	2	1	0	0	0	1	2	12
JOHNSON												
JOHNSON CIRCUIT	1	1	4	1	9	3	0	0	0	2	0	21
JOHNSON SUPERIOR 1	1	0	1	1	1	1	0	0	0	1	2	8
JOHNSON SUPERIOR 2	1	0	1	1	1	1	1	0	0	1	3	10
FRANKLIN CITY	1	0	1	1	0	0	0	1	0	0	0	4
GREENWOOD CITY	1	0	0	1	0	0	0	0	0	0	1	3
NEW WHITELAND TOWN	1	0	0	0	0	0	0	1	0	0	0	2
COUNTY TOTAL:	6	1	7	5	11	5	1	2	0	4	6	48
KNOX												
KNOX CIRCUIT	1	0	2	1	0	1	0	0	0	0	0	5
KNOX SUPERIOR	1	0	2	1	5	0	1	0	0	2	0	12
KNOX COUNTY	1	0	2	1	0	0	0	0	0	0	0	4
BICKNELL CITY	1	0	0	0	0	0	0	0	0	0	0	1
COUNTY TOTAL:	4	0	6	3	5	1	1	0	0	2	0	22
KOSCIUSKO												
KOSCIUSKO ALL COURTS	3	0	3	2	5	1	0	4	0	0	0	18
COUNTY TOTAL:	3	0	3	2	5	1	0	4	0	0	0	18
LAGRANGE												
LAGRANGE CIRCUIT	1	0	2	1	3	1	0	0	0	2	0	10
LAGRANGE COUNTY	1	0	2	0	1	0	0	0	0	1	0	5
COUNTY TOTAL:	2	0	4	1	4	1	0	0	0	3	0	15
LAKE												
LAKE CIRCUIT	1	1	1	2	0	0	0	2	1	0	1	9
LAKE SUP CIV 1-5	5	5	5	11	0	0	4	5	5	0	1	41
LAKE SUP JUVENILE	1	4	5	5	34	0	1	8	0	2	0	60
LAKE SUPERIOR CRIMINAL	4	1	11	12	13	0	0	7	0	18	2	68
LAKE COUNTY 1	1	0	3	6	4	0	4	5	1	4	1	29
LAKE COUNTY 2	1	0	2	6	5	0	1	4	0	4	0	23

	JUG	C/R	REP	BAL	PBO	JCM	ADM	SEC	LCK	P/D	OTH	TOT
LAKE COUNTY 3	1	0	2	6	9	0	1	0	0	4	0	23
CROWN POINT CITY	1	0	0	1	0	0	0	0	0	1	2	5
EAST CHICAGO CITY	1	2	0	11	6	0	1	1	0	1	5	28
HAMMOND CITY	1	2	0	4	3	0	1	2	0	1	5	19
HOBART CITY	1	0	0	1	1	0	0	1	0	1	1	6
LAKE STATION CITY	1	0	0	2	0	0	0	0	0	1	2	6
WHITING CITY	1	0	0	1	0	0	0	0	0	0	0	2
COUNTY TOTAL:	20	15	29	68	75	0	13	35	7	37	20	319
LAPORTE												
LAPORTE CIRCUIT	1	1	2	1	8	1	0	1	1	0	0	16
LAPORTE SUPERIOR COURT 1	1	0	1	1	2	1	0	1	0	0	0	7
LAPORTE SUPERIOR 2	1	0	1	1	8	1	0	1	1	0	0	14
LAPORTE SUPERIOR 3	1	0	1	1	3	0	0	1	0	0	2	9
LAPORTE SUPERIOR 4	1	0	1	1	3	0	0	1	0	0	1	8
COUNTY TOTAL:	5	1	6	5	24	3	0	5	2	0	3	54
LAWRENCE												
LAWRENCE CIRCUIT	1	0	2	1	4	1	0	0	0	2	2	13
LAWRENCE SUPERIOR	1	0	1	1	0	0	0	0	0	2	1	6
LAWRENCE COUNTY	1	0	1	1	0	0	0	0	0	1	3	7
COUNTY TOTAL:	3	0	4	3	4	1	0	0	0	5	6	26
MADISON												
MADISON CIRCUIT	1	1	2	2	3	2	0	0	1	3	1	16
MADISON SUPERIOR & COUNTY	5	4	8	6	55	0	5	11	0	9	8	111
ALEXANDRIA CITY	1	0	0	0	0	0	0	0	0	0	1	2
ANDERSON CITY	1	0	0	1	4	0	0	1	0	1	2	10
ELWOOD CITY - NOT REPORTING	0	0	0	0	0	0	0	0	0	0	0	0
EDGEWOOD TOWN	1	0	0	0	0	0	0	0	0	0	1	2
COUNTY TOTAL:	9	5	10	9	62	2	5	12	1	13	13	141
MARION												
MARION CIRCUIT	1	6	2	4	0	0	0	0	0	0	0	13
MARION SUP., CIVIL 1	1	1	2	2	0	0	0	0	0	0	0	6
MARION SUP., CIVIL 2	1	1	2	2	0	0	0	0	0	0	0	6
MARION SUP., CIVIL 4	1	1	2	2	0	0	0	0	1	0	0	7
MARION SUP., CIVIL 5	1	1	2	2	0	0	0	0	0	0	0	6
MARION SUP., CIVIL 6	1	1	1	2	0	0	0	0	0	0	1	6
MARION SUP., CIVIL 7	1	1	1	3	0	0	0	0	0	0	0	6
MARION SUP., JUV. DIV.	1	5	6	6	72	0	37	0	0	3	2	132
MARION SUP., PROB. DIV.	1	4	2	2	0	0	0	0	0	1	4	14
MARION SUP., CRIM. 1	1	1	2	2	0	0	0	1	0	5	3	15
MARION SUP., CRIM. 2	1	1	2	2	0	0	0	1	0	5	4	16
MARION SUP., CRIM. 3	1	1	2	2	0	0	0	1	0	5	3	15
MARION SUP., CRIM. 4	1	1	2	2	0	0	0	1	0	5	4	16
MARION SUP., CRIM. 5	1	1	2	2	0	0	0	1	0	5	3	15
MARION SUP., CRIM. 6	1	1	2	2	0	0	0	1	0	1	4	12
MARION MUNICIPAL	15	5	15	46	55	0	3	0	0	35	61	235
MARION CRIM. PROB.	0	0	0	0	42	0	0	0	0	0	0	42
MARION COURT SERVICES	0	0	0	0	0	0	0	0	0	0	0	0
CENTER TOWNSHIP	1	0	0	0	0	0	0	0	0	0	5	6
DECATUR TOWNSHIP	1	0	0	0	0	0	0	0	0	0	4	5
LAWRENCE TOWNSHIP	1	0	0	0	0	0	0	0	0	0	7	8
PERRY TOWNSHIP	1	0	0	0	0	0	0	0	0	0	3	4
PIKE TOWNSHIP	1	0	0	0	0	0	0	9	0	0	2	12

	JUG	C/R	REP	BAL	PBO	JCM	ADM	SEC	LCK	P/D	OTH	TOT
WARREN TOWNSHIP	1	0	0	0	0	0	2	6	0	0	1	10
WASHINGTON TOWNSHIP	1	0	0	0	0	0	0	0	0	0	7	8
WAYNE TOWNSHIP	1	0	0	0	0	0	0	0	0	0	5	6
COUNTY TOTAL:	38	32	47	83	169	0	42	21	1	65	123	621
MARSHALL												
MARSHALL CIRCUIT	1	1	1	1	0	1	0	0	0	1	1	7
MARSHALL SUPERIOR	1	0	1	1	0	1	1	0	0	1	0	6
MARSHALL COUNTY	1	0	1	1	0	0	0	1	0	1	3	8
MARSHALL PROBATION	0	0	0	0	7	0	0	0	0	0	0	7
PLYMOUTH CITY - UNBUDGETED	0	0	0	0	0	0	0	0	0	0	0	0
ARGOS TOWN	1	0	0	0	0	0	0	1	0	0	1	3
COUNTY TOTAL:	4	1	3	3	7	2	1	2	0	3	5	31
MARTIN												
MARTIN CIRCUIT	1	0	1	0	1	2	0	0	0	2	0	7
LOOGOOTEETEE CITY	1	0	0	0	0	0	0	0	0	0	0	1
COUNTY TOTAL:	2	0	1	0	1	2	0	0	0	2	0	8
MIAMI												
MIAMI CIRCUIT	1	0	1	1	5	2	0	1	0	1	3	15
MIAMI SUPERIOR	1	0	2	2	0	0	0	0	0	1	0	6
MIAMI PROBATION	0	0	0	0	4	0	0	0	0	0	0	4
MIAMI DRUG & ALCOHOL	0	0	0	0	0	0	3	0	0	0	0	3
PERU CITY	1	0	0	0	0	0	0	0	0	0	1	2
BUNKER HILL TOWN	1	0	0	0	0	0	0	0	0	0	0	1
COUNTY TOTAL:	4	0	3	3	9	2	3	1	0	2	4	31
MONROE												
MONROE CIR & SUP	5	1	14	1	18	0	7	1	3	9	1	60
COUNTY TOTAL:	5	1	14	1	18	0	7	1	3	9	1	60
MONTGOMERY												
MONTGOMERY CIRCUIT	1	0	1	0	0	1	1	0	0	1	0	5
MONTGOMERY COUNTY	1	0	1	1	0	0	0	0	0	0	1	4
MONTGOMERY PROB.	0	0	0	0	4	0	0	0	0	0	0	4
CRAWFORDSVILLE CITY	1	0	0	0	0	0	0	0	0	0	0	1
COUNTY TOTAL:	3	0	2	1	4	1	1	0	0	1	1	14
MORGAN												
MORGAN CIRCUIT	1	0	1	2	0	1	0	0	1	0	3	9
MORGAN SUPERIOR	1	1	2	1	0	1	0	0	0	0	3	9
MORGAN COUNTY	1	0	1	1	0	1	0	0	0	0	3	7
MORGAN PROB.	0	0	0	0	5	0	0	0	0	0	0	5
MARTINSVILLE CITY	1	0	1	1	0	0	0	0	0	0	0	3
MOORESVILLE TOWN	1	0	0	0	0	0	0	0	0	0	2	3
COUNTY TOTAL:	5	1	5	5	5	3	0	0	1	0	11	36
NEWTON												
NEWTON CIRCUIT	1	0	1	1	1	1	1	0	1	0	2	9
NEWTON SUPERIOR	1	0	1	1	1	1	1	1	0	3	0	10
COUNTY TOTAL:	2	0	2	2	2	2	2	1	1	3	2	19
NOBLE												
NOBLE CIRCUIT	1	0	1	1	2	1	0	1	0	3	1	11
NOBLE SUPERIOR	1	0	1	1	2	0	0	0	0	2	0	7

	JUG	C/R	REP	BAL	PBO	JCM	ADM	SEC	LCK	P/D	OTH	TOT
WINCHESTER CITY	1	0	0	0	0	0	0	0	0	0	1	2
UNION CITY-CITY	1	0	0	0	0	0	0	0	0	0	0	1
COUNTY TOTAL:	4	0	3	1	2	0	0	1	0	0	1	12
RIPLEY												
RIPLEY CIRCUIT	1	0	1	1	3	1	0	0	0	0	0	7
BATESVILLE CITY	1	1	0	0	0	0	0	0	0	0	1	3
VERSAILLES TOWN	1	0	0	0	0	0	0	0	0	0	1	2
COUNTY TOTAL:	3	1	1	1	3	1	0	0	0	0	2	12
RUSH												
RUSH CIRCUIT	1	0	1	1	1	0	1	0	0	1	0	6
RUSH COUNTY	1	0	1	0	0	0	1	0	0	0	0	3
COUNTY TOTAL:	2	0	2	1	1	0	2	0	0	1	0	9
ST. JOSEPH												
ST JOSEPH CIRCUIT	1	1	2	1	14	2	0	3	1	11	0	36
ST JOSEPH PROB/JUV	1	1	1	1	14	0	0	1	0	0	5	24
ST JOSEPH SUPERIOR	7	1	7	7	0	2	1	7	0	0	0	32
WALKERTON TOWN	1	0	0	1	0	0	0	0	0	0	0	2
COUNTY TOTAL:	10	3	10	10	28	4	1	11	1	11	5	94
SCOTT												
SCOTT CIRCUIT	1	0	2	1	1	2	0	0	0	2	2	11
SCOTT COUNTY	1	0	1	1	0	0	0	0	0	0	1	4
COUNTY TOTAL:	2	0	3	2	1	2	0	0	0	2	3	15
SHELBY												
SHELBY CIRCUIT	1	0	1	1	0	1	0	1	0	0	0	5
SHELBY SUPERIOR	1	0	1	2	0	0	0	0	0	1	0	5
SHELBY COUNTY	1	0	3	0	0	0	0	0	0	1	0	5
SHELBY CIR & SUP PROB.	0	0	0	0	5	0	0	0	0	0	0	5
COUNTY TOTAL:	3	0	5	3	5	1	0	1	0	2	0	20
SPENCER												
SPENCER CIRCUIT	1	0	1	0	1	1	0	0	0	0	1	5
ROCKPORT CITY	1	0	0	0	0	0	0	0	0	0	0	1
COUNTY TOTAL:	2	0	1	0	1	1	0	0	0	0	1	6
STARKE												
STARKE CIRCUIT	1	0	2	1	2	1	0	1	0	0	1	9
KNOX CITY	1	0	0	0	0	0	0	2	0	0	0	3
COUNTY TOTAL:	2	0	2	1	2	1	0	3	0	0	1	12
STEUBEN												
STEUBEN CIRCUIT	1	0	1	1	3	1	0	0	0	1	0	8
STEUBEN COUNTY	1	0	1	1	1	0	0	0	0	1	0	5
FREMONT TOWN	1	0	0	0	0	0	0	0	0	0	2	3
COUNTY TOTAL:	3	0	2	2	4	1	0	0	0	2	2	16
SULLIVAN												
SULLIVAN CIRCUIT	1	0	1	1	1	0	0	0	0	1	0	5
SULLIVAN COUNTY	1	0	1	1	1	1	0	0	0	1	0	6
COUNTY TOTAL:	2	0	2	2	2	1	0	0	0	2	0	11
SWITZERLAND												
SWITZERLAND CIRCUIT	1	0	1	1	1	1	0	0	0	0	0	5

	JUG	C/R	REP	BAL	PBO	JCM	ADM	SEC	LCK	P/D	OTH	TOT
SWITZERLAND SUPERIOR	1	0	1	1	0	1	0	0	0	0	0	4
COUNTY TOTAL:	2	0	2	2	1	2	0	0	0	0	0	9
TIPPECANOE												
TIPPECANOE CIRCUIT	1	1	1	1	8	1	0	0	0	0	0	13
TIPPECANOE SUP 1	1	0	2	1	0	1	0	0	0	0	1	6
TIPPECANOE SUP 2	1	0	1	1	0	1	0	0	0	0	1	5
TIPPECANOE COUNTY 1	1	0	1	1	0	0	0	1	0	0	1	5
TIPPECANOE COUNTY 2	1	0	1	2	0	0	0	1	0	0	1	6
TIPPECANOE PUBLIC DEFENDER	0	0	0	0	0	0	0	0	0	5	1	6
WEST LAFAYETTE CITY	1	0	0	0	0	0	0	0	0	0	1	2
COUNTY TOTAL:	6	1	6	6	8	3	0	2	0	5	6	43
TIPTON												
TIPTON CIRCUIT	1	0	1	1	2	1	2	0	1	1	0	10
TIPTON CITY	1	0	0	0	0	0	0	0	0	0	1	2
SHARPSVILLE TOWN	1	0	0	0	0	0	0	0	0	0	0	1
COUNTY TOTAL:	3	0	1	1	2	1	2	0	1	1	1	13
UNION												
UNION CIRCUIT	1	0	3	1	1	1	0	0	0	0	0	7
COUNTY TOTAL:	1	0	3	1	1	1	0	0	0	0	0	7
VANDERBURGH												
VANDERBURGH CIRCUIT	1	0	2	3	7	2	0	0	2	4	10	31
VANDERBURGH SUPERIOR	7	2	10	16	30	0	2	1	0	15	9	92
COUNTY TOTAL:	8	2	12	19	37	2	2	1	2	19	19	123
VERMILLION												
VERMILLION CIRCUIT	1	0	2	1	2	1	0	0	0	0	0	7
CLINTON CITY	1	0	0	0	0	0	0	0	0	0	1	2
COUNTY TOTAL:	2	0	2	1	2	1	0	0	0	0	1	9
VIGO												
VIGO ALL COURTS	5	1	6	5	7	1	0	6	0	8	3	42
TERRE HAUTE CITY-NOT REPORTING	0	0	0	0	0	0	0	0	0	0	0	0
COUNTY TOTAL:	5	1	6	5	7	1	0	6	0	8	3	42
WABASH												
WABASH CIRCUIT	1	0	1	1	1	2	0	0	0	3	0	9
WABASH COUNTY	1	0	1	1	1	0	0	0	0	1	1	6
WABASH CITY	1	0	0	0	0	0	0	0	0	0	1	2
NORTH MANCHESTER TOWN	1	0	0	0	0	0	0	0	0	0	0	1
COUNTY TOTAL:	4	0	2	2	2	2	0	0	0	4	2	18
WARREN												
WARREN CIRCUIT	1	0	1	1	1	1	0	0	0	0	0	5
COUNTY TOTAL:	1	0	1	1	1	1	0	0	0	0	0	5
WARRICK												
WARRICK CIRCUIT	1	0	1	1	2	1	0	0	0	0	0	6
WARRICK SUPERIOR	1	0	4	1	1	0	0	0	0	1	1	9
COUNTY TOTAL:	2	0	5	2	3	1	0	0	0	1	1	15
WASHINGTON												
WASHINGTON CIRCUIT	1	1	2	1	2	1	0	1	0	1	0	10

	JUG	C/R	REP	BAL	PBO	JCM	ADM	SEC	LCK	P/D	OTH	TOT
SALEM CITY	1	0	0	0	0	0	0	0	0	1	0	2
COUNTY TOTAL:	2	1	2	1	2	1	0	1	0	2	0	12
WAYNE												
WAYNE CIRCUIT	1	0	1	1	0	1	0	0	0	1	1	6
WAYNE SUPERIOR 1	1	0	1	1	0	0	0	0	0	1	0	4
WAYNE SUPERIOR 2	1	0	1	1	0	0	0	0	0	1	0	4
WAYNE SUPERIOR 3	1	0	1	0	0	0	1	1	0	0	1	5
WAYNE PROB.	0	0	0	0	8	0	0	0	0	0	0	8
WAYNE PUBLIC DEFENDER	0	0	0	0	0	0	0	0	0	5	0	5
WAYNE SCHEDULING OFFICE	0	0	0	0	0	0	0	0	0	0	2	2
HAGERSTOWN TOWN	1	0	1	0	0	0	0	0	0	0	0	2
COUNTY TOTAL:	5	0	5	3	8	1	1	1	0	8	4	36
WELLS												
WELLS CIRCUIT	1	0	1	1	4	1	0	0	0	1	0	9
WELLS SUPERIOR	1	0	1	1	2	1	0	0	0	1	0	7
BLUFFTON CITY	1	0	1	0	0	0	0	0	0	0	0	2
COUNTY TOTAL:	3	0	3	2	6	2	0	0	0	2	0	18
WHITE												
WHITE CIRCUIT	1	0	1	1	2	1	1	0	0	0	0	7
WHITE SUPERIOR	1	0	1	1	0	0	1	0	0	0	0	4
MONON TOWN	1	0	0	0	0	0	0	0	0	0	0	1
COUNTY TOTAL:	3	0	2	2	2	1	2	0	0	0	0	12
WHITLEY												
WHITLEY CIRCUIT	1	0	1	1	3	2	0	0	0	0	0	8
WHITLEY SUPERIOR	1	0	2	1	1	0	0	0	0	0	0	5
COUNTY TOTAL:	2	0	3	2	4	2	0	0	0	0	0	13
GRAND TOTAL:	350	98	412	388	832	129	104	177	34	320	369	3213