

106172
999

CRIME
COLORADO



Department of Public Safety
Colorado Bureau of Investigation
Denver, Colorado

ANNUAL REPORT

106172 CR-Sent 11-30-87

Office of The Executive Director

700 Kipling St.
Suite 3000
Denver, CO 80215-5865
(303) 239-4398

dps

COLORADO
DEPARTMENT OF
PUBLIC SAFETY


"CRIME IN COLORADO - 1986"

This report documents that Colorado is not an island, remote and secure from the problem of violent criminal activity, or from the multitude of other crimes which so degrade the quality of life in America. We are all victims of crime, either directly or indirectly, and the monetary and emotional expense of our victimization is unacceptable. It is time for us to find new and better ways to defend our citizens from the outrage of unprovoked criminal attack.

The Colorado Department of Public Safety stands ready to support all Colorado law enforcement agencies as we move ahead together.

Sincerely,

DEPARTMENT OF PUBLIC SAFETY



David J. Thomas
Executive Director

106172

U.S. Department of Justice
National Institute of Justice

This document has been reproduced exactly as received from the person or organization originating it. Points of view or opinions stated in this document are those of the authors and do not necessarily represent the official position or policies of the National Institute of Justice.

Permission to reproduce this copyrighted material has been granted by
Colorado Department of Public Safety

to the National Criminal Justice Reference Service (NCJRS).

Further reproduction outside of the NCJRS system requires permission of the copyright owner.

- Roy Romer
GOVERNOR
- David J. Thomas
EXECUTIVE DIRECTOR
- Colorado State
Patrol
- Colorado Bureau
of Investigation
- Colorado Law
Enforcement
Training Academy
- Division of
Criminal Justice
- Division of Disaster
Emergency Services
- Division of
Fire Safety

dps

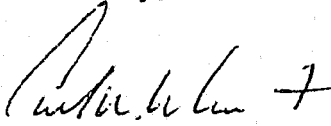
COLORADO
DEPARTMENT OF
PUBLIC SAFETY

Carl W. Whiteside, Deputy Director
Colorado Bureau of Investigation

This summarizes criminal activity reported to law enforcement authorities statewide during 1986. It is at best a partial representation of the nature and extent of our crime problem.

We are grateful for the continuing cooperation of the Sheriffs and Chiefs of Police whose assistance makes this report possible, and we welcome your comments about its content and format.

Sincerely,



Carl W. Whiteside
Deputy Director

Roy Romer
GOVERNOR

David J. Thomas
EXECUTIVE DIRECTOR

Colorado State
Patrol

Colorado Bureau
of Investigation

Colorado Law
Enforcement
Training Academy

Division of
Criminal Justice

Division of Disaster
Emergency Services

Division of
Fire Safety



690 Kipling Street, Suite 3000
Denver, Colorado 80215-5865
(303) 239-4300

3416 N. Elizabeth Street
Pueblo, Colorado 81008
(303) 542-1133

P O Box 47
Montrose, Colorado 81402
(303) 249-8621

IN MEMORIAM



Deputy William Truesdale
Jefferson County
Sheriff's Department
Killed in the Line of Duty:
June 18, 1986

On June 18, 1986 Deputy Truesdale was working off duty as a security officer at a Lakewood bank. During an attempted robbery at the bank, Deputy Truesdale was shot and severely wounded by the suspects. He passed away later that day from his wounds at the age of 54.

Officer Patrick J. Pollack
Denver Police Department
Killed in the Line of Duty:
December 12, 1986

On December 12, 1986 Officer Pollack and his partner, Officer Dan Saracino, responded to a robbery in progress at 8216 East Colfax Avenue. As the two officers approached on foot, they observed a party run from the building, and both officers chased the fleeing suspect on foot. During the chase, the suspect fired several shots at Officer Pollack severely wounding him. Officer Saracino fired at the suspect resulting in severe injuries to the suspect. Both Officer Pollack and the suspect died of their wounds later that night at Denver General Hospital.



Courage knows no limits. It is not bound by a persons age or sex or race. Courage is a spirit that is at home in the hearts of brave men and women everywhere.

This book is dedicated to all the brave men and women who serve our society at the risk of making the supreme sacrifice.

TABLE OF CONTENTS

INTRODUCTION

Program Participation and Training Assistance	1
---	---

CRIME INDEX

Index Offense Definitions	3
Index of Crime	3
Index Crime Trends	4
Crime Reported 1986	5

CRIME TOTALS

Agency Offense Data	7
---------------------------	---

PROPERTY STOLEN AND RECOVERED

Summaries by Jurisdiction	19
---------------------------------	----

ARSON TOTALS

Arson Summary	53
---------------------	----

ARREST TOTALS

Arrest Data Narrative	55
Arrest by Sex	55
Statewide Totals	56
Arrest Report	57
Agency Arrest Totals	59

COLORADO LAW ENFORCEMENT OFFICERS ASSAULTED

Assault Data	77
--------------------	----

CRIMINAL HOMICIDE SPECIAL SUPPLEMENT

Homicide Data	79
---------------------	----

INTRODUCTION

Two-hundred thirty-three law enforcement agencies reported crime statistics to the Colorado Bureau of Investigation during 1986. This included 62 sheriffs' departments, 169 municipal and other local agencies, plus the Colorado State Patrol and the Division of Wildlife.

The on-line incident by incident phase of the State Crime Statistics Program included 99 of the above agencies. This direct input is supplemented by the entry of the hard copy summary reports by the CBI staff. The statistics are collected and stored in the Colorado Crime Information Center (CCIC) computer.

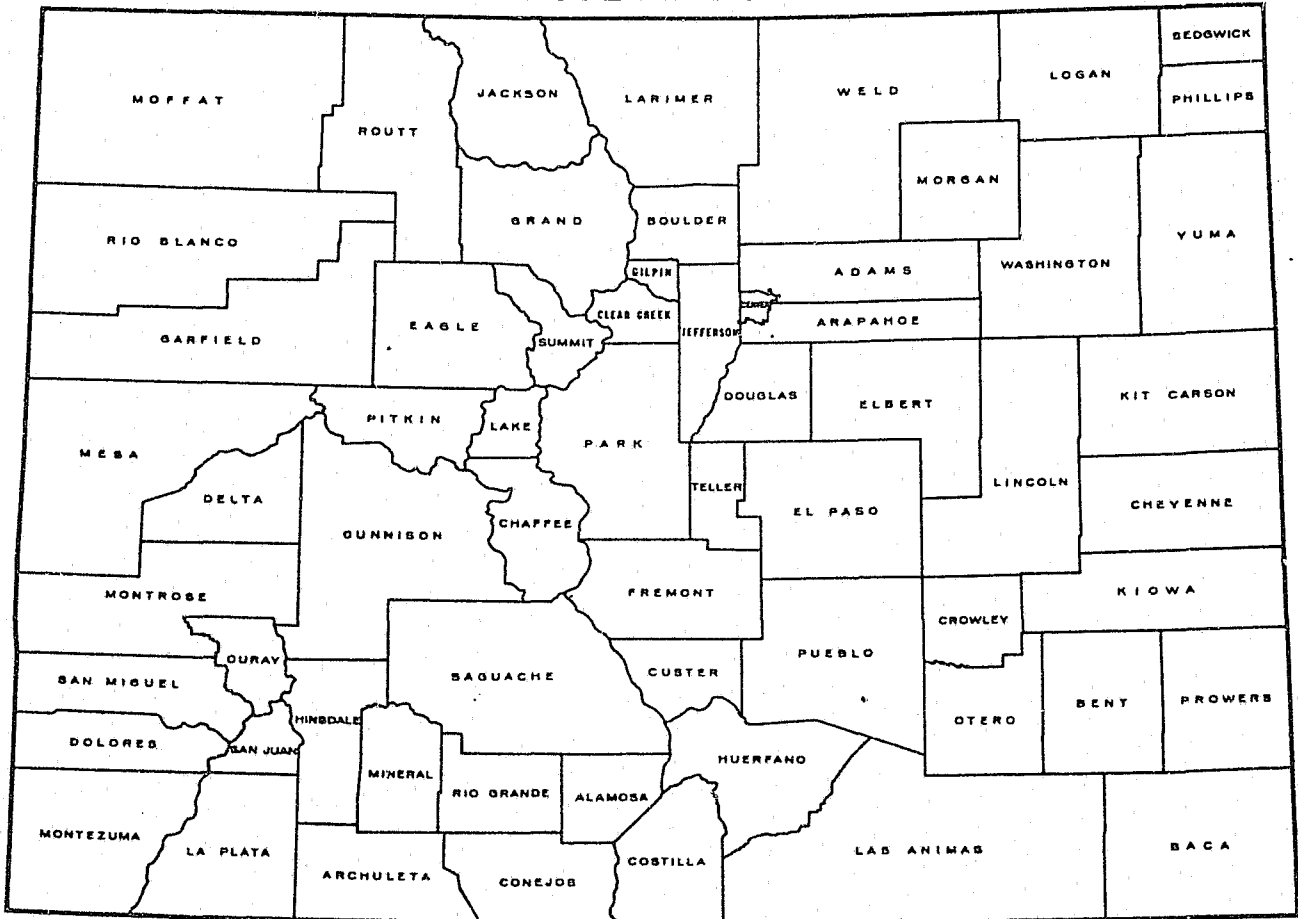
Agencies reporting Part II offenses to the CBI via CCIC receive monthly and annual summary reports from the CBI concerning those Part II incidents.

TRAINING ASSISTANCE

The CCIC staff provides continuing quality control, monitoring, and training assistance to the personnel of over 250 criminal justice agencies statewide. This assistance insures that accurate, complete, and properly classified crime information is identified, recorded, and reported.

Files maintained relate to crime, arrests, arrest disposition, fugitives, and stolen and/or recovered property. The CCIC staff also assures proper use by over 2,000 CCIC terminal operators of the state and national law enforcement telecommunications systems.

COLORADO



INDEX OFFENSE DEFINITIONS

1. **Criminal Homicide** - The willful killing of one human being by another.
2. **Forcible Rape** - The carnal knowledge of a female forcibly and against her will.
3. **Robbery** - The taking or attempting to take anything of value from the care, custody, or control of a person or persons by force or threat of force or violence and/or putting the victim in fear.
4. **Assault** - The unlawful attack by one person upon another. **Aggravated Assault**-An unlawful attack by one person upon another for the purpose of inflicting severe or aggravated bodily injury. This type of assault is accompanied by the use of a weapon or by means likely to produce death or great bodily harm.
5. **Burglary** - The unlawful entry of a structure to commit a felony or a theft.
6. **Larceny-Theft** - The unlawful taking, carrying, leading or riding away of property from the possession or constructive possession of another.
7. **Motor Vehicle Theft** - The theft or attempted theft of a motor vehicle.
8. **Arson** - Any willful or malicious burning or attempt to burn, with or without intent to defraud, a dwelling house, public building, motor vehicle, aircraft or personal property of another.

THE INDEX OF CRIME

The crime index consists of the seven most commonly reported offenses which compose the Part I crimes: murder, forcible rape, robbery, aggravated assault, burglary, larceny-theft and motor vehicle theft. (Excludes "manslaughter by negligence and simple assaults"). The tabulations on the following pages present a summary picture of Part I crimes for the State of Colorado. Reference to the Uniform Crime Reporting definitions of each of these crimes should be made for a more precise understanding of what kinds of criminal activity these statistics represent.

The seven index crimes are also divided into two groups to enable further analysis. The categories and their components are:

VIOLENT CRIMES

Murder
Forcible Rape
Robbery
Aggravated Assault

PROPERTY CRIMES

Burglary
Larceny-theft
Motor Vehicle Theft

For 1986 both the number of actual offenses reported and the rate of occurrence increased. The crime rate is the number of actual crimes reported for every 100,000 inhabitants. Based upon a 1986 estimated Colorado population of 3,296,054 the crime rate rose 1.4% while the number of reported offenses increased by 3.0%. Both the violent crime and property crime totals increased in 1986. The chart below reflects those changes.

Rate Per 100,000 Inhabitants	Statewide 1985		Statewide 1986		Statewide Change Over 1985	
	Number	Rate	Number	Rate	Number	Rate
VIOLENT CRIME	15,154	466.1	17,086	518.4	+ 1,932	+12.7%
PROPERTY CRIME	206,896	6,364.1	211,615	6,420.4	+ 4,719	+ 2.3%
1986 Estimated Population	3,296,054 - Crime Index Value =32.96					
1985 Estimated Population	3,251,406 - Crime Index Value =32.51					

**COLORADO
INDEX CRIME TRENDS
Number - Rate
1986-1985**

INDEX OFFENSES	YEAR	NUMBER OF OFFENSES	PERCENT CHANGE	RATE PER 100,000 INHABITANTS***	PERCENT CHANGE
CRIMINAL HOMICIDE*	1986	230	+21.7%	7.0	+20.7%
	1985	189		5.8	
FORCIBLE RAPE	1986	1,381	+ 4.9%	41.9	+ 3.5%
	1985	1,317		40.5	
ROBBERY	1986	4,728	+18.0%	143.5	+16.5%
	1985	4,006		123.2	
ASSAULT**	1986	10,747	+11.5%	326.1	+ 9.9%
	1985	9,642		296.6	
BURGLARY	1986	58,441	+ 3.8%	1,773.1	+ 2.4%
	1985	56,312		1,732.1	
LARCENY-THEFT	1986	137,333	+ .5%	4,166.7	- .9%
	1985	136,629		4,202.7	
AUTO THEFT	1986	15,841	+13.5%	480.6	+11.9%
	1985	13,955		429.3	
TOTAL	1986	228,701	+ 3.0%	6,938.7	+ 1.6%
	1985	222,050		6,830.2	

* Excludes Manslaughter by Negligence

** Excludes Simple Assault

*** Population Data: Estimated 1985 = 3,251,406 Estimated 1986 = 3,296,054
(Colorado Division of Local Government, Demographic Section)

COLORADO CRIME REPORTED

	NUMBER OF OFFENSES	PERCENT OF INDEX CRIMES	PERCENT OF VIOLENT CRIMES	PERCENT OF PROPERTY CRIMES
MURDER	230	.1%	1.3%	
RAPE	1,381	.6%	8.1%	
ROBBERY	4,728	2.1%	27.7%	
AGGRAVATED ASSAULT	10,747	4.7%	62.9%	
BURGLARY	58,441	25.6%		27.6%
LARCENY-THEFT	137,333	60.0%		64.9%
MOTOR VEHICLE THEFT	15,841	6.9%		7.5%
TOTAL	228,701	*	*	*

*Because of Rounding, Percentages May Not Total 100.

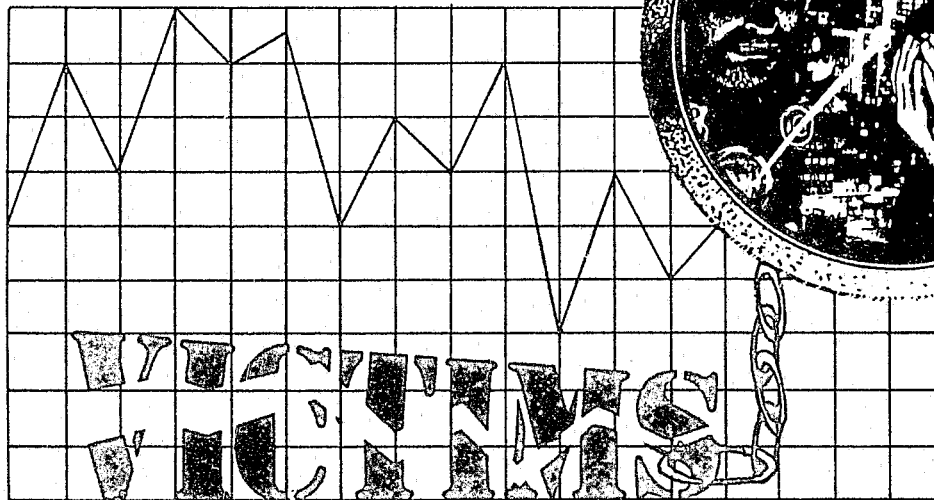
One Index Crime Every 2 minutes

One Violent Crime Every 31 minutes

- One Murder every 38 hours and 5 minutes
- One Rape every 6 hours and 20 minutes
- One Robbery every 1 hours and 51 minutes
- One Aggravated Assault every 49 minutes
- One Police Officer Assaulted every 11 hours

One Property Crime every 3 minutes

- One Burglary every 9 minutes
- One Larceny-Theft every 4 minutes
- One Motor Vehicle Theft every 33 minutes



OFFENSES REPORTED

* * * * *

Summaries by Jurisdiction

The following pages summarize crime reported by type of offense, by reporting jurisdiction. If an agency name is missing, or if no reported crime is shown, it is because either no reports were received from those agencies, or they reported through their sheriff's offices.

Caution should be used when comparing one county's figures against another. There are eleven cities in Colorado that are in two or more counties. Obviously crime may occur throughout the city limits and in all counties effected. For reporting purposes however, the agencies totals are included under only one county. Following are the cities which cross county lines; next to each city is the county within which it is counted for statistical purposes.

ARVADA	JEFFERSON
AURORA	ADAMS
BASALT	EAGLE
BOW MAR	ARAPAHOE
BRIGHTON	ADAMS
BROOMFIELD	BOULDER
CENTER	SAGUACHE
ERIE	WELD
GREEN MOUNTAIN FALLS	EL PASO
LITTLETON	ARAPAHOE
WESTMINSTER	ADAMS

**COLORADO GRAND TOTALS
1986**

CLASSIFICATION	REPORTED	UNFOUNDED	ACTUAL	CLEARED	% CLEAR*
CRIMINAL HOMICIDE	240	10	230	171	74.3%
MANSLAUGHTER BY NEGLIGENCE	11	0	11	9	81.8%
FORCIBLE RAPE	1,549	168	1,381	693	50.2%
ROBBERY	5,040	312	4,728	1,393	29.5%
FIREARM	2,201	125	2,076	642	30.9%
KNIFE OR CUTTING INSTRUMENT	728	58	670	213	31.8%
OTHER DANGEROUS WEAPON	348	34	314	87	27.7%
STRONG-ARM (HANDS,FIST,ETC.)	1,763	95	1,668	451	27.0%
ASSAULT	28,482	664	27,818	20,566	73.9%
FIREARM	2,276	95	2,181	1,467	67.3%
KNIFE OR CUTTING INSTRUMENT	2,464	54	2,410	1,662	69.0%
OTHER DANGEROUS WEAPON	3,172	76	3,096	2,036	65.8%
HANDS, FIST, FEET ETC.	3,135	75	3,060	2,261	73.9%
OTHER ASSAULT-SIMPLE	17,435	364	17,071	13,140	77.0%
BURGLARY	59,575	1,134	58,441	7,259	12.4%
FORCIBLE ENTRY	40,735	635	40,100	5,208	13.0%
UNLAWFUL ENTRY - NO FORCE	13,701	370	13,331	1,633	12.2%
ATTEMPTED FORCIBLE ENTRY	5,139	129	5,010	418	8.3%
LARCENY-THEFT	140,042	2,709	137,333	32,570	23.7%
MOTOR VEHICLE THEFT	17,475	1,634	15,841	3,126	19.7%
TOTAL	252,414	6,631	245,783	65,787	26.8%

* Percentage of actual crimes which were cleared.

Offense Data Continued	Number of Months Reported	Estimated Population	TOTAL INDEX CRIMES	Index Offenses Cleared	Murder	Manlaughter	Death by Negligence	Rape - Total	Forcible Rape	Attempt to Rape	Robbery - Total	Firearm	Knife or Cutting Instrument	Other Dangerous Weapon	Strong Arm - No Weapon	Aggravated Assault - Total	Firearm	Knife or Cutting Instrument	Other Dangerous Weapon	Hands, Fists, Feet, Etc.	Simple Assault	Burglary - Total	Forcible Entry	Unlawful Entry - No Force	Attempted Forcible Entry	Larceny - Theft - Total	Motor Vehicle Theft - Total
PD Louisville	12		329	123	-	-	-	-	-	-	1	-	-	-	1	54	1	2	2	49	-	66	33	25	8	194	14
PD Lyons	12		41	25	-	-	-	-	-	-	-	-	-	-	-	11	-	-	1	10	2	4	1	3	-	25	1
PD Nederland	12		73	8	-	-	-	-	-	-	-	-	-	-	-	4	-	-	-	4	2	19	14	4	1	48	2
Chaffee County		12,410	508	120	1	-	-	-	-	-	2	-	-	-	2	32	6	4	2	20	47	122	80	29	13	338	13
Chaffee County Sheriff	12		198	30	1	-	-	-	-	-	1	-	-	-	1	6	1	-	-	5	8	55	38	13	4	129	6
PD Buena Vista	12		95	33	-	-	-	-	-	-	-	-	-	-	-	10	3	2	1	4	9	21	11	7	3	62	2
PD Salida	12		215	57	-	-	-	-	-	-	1	-	-	-	1	16	2	2	1	11	30	46	31	9	6	147	5
Cheyenne County		2,462	64	23	-	-	-	-	-	-	-	-	-	-	-	11	-	-	-	11	4	13	7	6	-	35	5
Cheyenne County Sheriff	12		64	23	-	-	-	-	-	-	-	-	-	-	-	11	-	-	-	11	4	13	7	6	-	35	5
Clear Creek County		7,947	487	134	1	-	1	1	-	-	1	-	-	-	1	34	2	1	5	26	26	107	70	35	2	318	25
Clear Creek County Sheriff	12		251	51	-	-	1	1	-	-	-	-	-	-	-	3	1	-	1	1	15	69	47	21	1	170	8
PD Idaho Springs	12		194	64	-	-	-	-	-	-	1	-	-	-	1	28	1	1	4	22	4	27	18	9	-	122	16
PD Georgetown	11		28	5	1	-	-	-	-	-	-	-	-	-	-	1	-	-	-	1	7	6	2	4	-	19	1
PD Empire	9		14	14	-	-	-	-	-	-	-	-	-	-	-	2	-	-	-	2	-	5	3	1	1	7	-
Conejos County		7,954	147	49	-	-	-	-	-	-	-	-	-	-	-	11	-	1	1	9	26	50	24	3	23	68	18
Conejos County Sheriff	12		119	31	-	-	-	-	-	-	-	-	-	-	-	6	-	1	1	4	20	41	18	-	23	57	15
PD Antonito	12		24	16	-	-	-	-	-	-	-	-	-	-	-	5	-	-	-	5	6	7	4	3	-	9	3
PD Manassa	12		4	2	-	-	-	-	-	-	-	-	-	-	-	-	-	-	-	-	-	2	2	-	-	2	-
Costilla County		3,354	64	11	-	-	-	-	-	-	-	-	-	-	-	3	-	1	-	2	4	21	17	3	1	36	4
Costilla County Sheriff	12		64	11	-	-	-	-	-	-	-	-	-	-	-	3	-	1	-	2	4	21	17	3	1	36	4
Crowley County		3,228	90	25	1	-	-	-	-	-	1	1	-	-	-	5	-	1	1	3	6	28	17	11	-	50	5
Crowley County Sheriff	12		45	14	1	-	-	-	-	-	1	1	-	-	-	1	-	1	-	-	6	18	10	8	-	20	4
PD Ordway	12		45	11	-	-	-	-	-	-	-	-	-	-	-	4	-	-	1	3	-	10	7	3	-	30	1
Custer County		2,171	53	10	-	-	1	1	-	-	-	-	-	-	-	1	1	-	-	-	7	41	33	8	-	8	2
Custer County Sheriff	11		45	4	-	-	1	1	-	-	-	-	-	-	-	1	1	-	-	-	5	40	32	8	-	1	2
PD Westcliffe	10		8	6	-	-	-	-	-	-	-	-	-	-	-	-	-	-	-	-	2	1	1	-	-	7	-
Delta County		24,350	530	117	3	-	5	5	-	-	2	-	1	1	-	33	5	1	5	22	30	149	78	61	10	327	11
Delta County Sheriff	12		210	61	2	-	3	3	-	-	2	-	1	1	-	23	4	1	4	14	9	75	33	40	2	102	3
PD Delta	12		253	51	1	-	2	2	-	-	-	-	-	-	-	10	1	-	1	8	20	56	34	15	7	178	6
PD Paonia	12		44	5	-	-	-	-	-	-	-	-	-	-	-	-	-	-	-	-	-	12	9	2	1	30	2
PD Cedaredge	11		23	-	-	-	-	-	-	-	-	-	-	-	-	-	-	-	-	-	1	6	2	4	-	17	-
Denver County		513,846	55,671	10,366	91	2	424	421	3	2,099	902	339	141	717	2,036	695	799	518	24	1,580	17,182	13,646	2,349	1,187	27,238	6,601	
PD Denver	12		55,671	10,366	91	2	424	421	3	2,099	902	339	141	717	2,036	695	799	518	24	1,580	17,182	13,646	2,349	1,187	27,238	6,601	
PD University of Den	12		253	5	-	-	1	-	1	-	2	2	-	-	-	1	-	-	-	1	6	31	14	12	5	203	15
DPS Auraria	12		364	43	-	-	1	1	-	-	-	-	-	-	-	1	-	-	-	1	1	20	2	17	1	331	11
PD CU Medical Center	12		278	10	-	-	-	-	-	-	-	-	-	-	-	3	1	1	-	1	4	10	1	8	1	262	3

Offense Data Continued	Number of Months Reported	Estimated Population	TOTAL INDEX CRIMES	Index Offenses Cleared	Murder, Manslaughter	Death by Negligence	Rape - Total	Forcible Rape	Attempt to Rape	Robbery - Total	Firearm	Knife or Cutting Instrument	Other Dangerous Weapon	Strong Arm - No Weapon	Aggravated Assault - Total	Firearm	Knife or Cutting Instrument	Other Dangerous Weapon	Hands, Fists, Feet, Etc.	Simple Assault	Burglary - Total	Forcible Entry	Unlawful Entry - No Force	Attempted Forcible Entry	Larceny - Theft - Total	Motor Vehicle Theft - Total
Dolores County		1,540	51	7	-	-	-	-	-	-	-	-	-	-	-	-	-	-	-	-	19	10	7	2	32	-
Dolores County Sheriff	12		51	7	-	-	-	-	-	-	-	-	-	-	-	-	-	-	-	-	19	10	7	2	32	-
Douglas County		42,694	1,560	290	1	1	1	-	1	10	5	1	-	4	58	2	8	9	39	119	448	287	142	19	959	83
Douglas County Sheriff	12		1,087	182	1	1	-	-	-	7	2	1	-	4	52	2	8	7	35	88	332	221	105	6	644	51
PD Castle Rock	12		341	94	-	-	1	-	1	2	2	-	-	-	1	-	-	1	-	27	75	50	21	4	233	29
PD Parker	12		132	14	-	-	-	-	-	1	1	-	-	-	5	-	-	1	4	4	41	16	16	9	82	3
Eagle County		18,932	1,595	661	1	-	3	3	-	1	-	-	-	1	75	1	9	4	61	61	243	96	136	11	1,239	33
Eagle County Sheriff	12		474	434	1	-	1	1	-	-	-	-	-	-	59	1	7	3	48	2	73	40	32	1	330	10
PD Vail	12		858	150	-	-	2	2	-	1	-	-	-	1	9	-	-	1	8	27	113	25	82	6	719	14
PD Eagle	12		50	20	-	-	-	-	-	-	-	-	-	-	3	-	1	-	2	11	9	6	2	1	32	6
PD Minturn	12		22	3	-	-	-	-	-	-	-	-	-	-	2	-	1	-	1	5	6	3	3	-	12	2
PD Basalt	12		37	10	-	-	-	-	-	-	-	-	-	-	-	-	-	-	-	-	8	3	3	2	28	1
PD Avon	12		154	44	-	-	-	-	-	-	-	-	-	-	2	-	-	-	2	16	34	19	14	1	118	-
Elbert County		8,726	104	10	-	-	2	2	-	2	2	-	-	-	3	-	1	-	2	19	63	36	27	-	29	5
Elbert County Sheriff	12		104	10	-	-	2	2	-	2	2	-	-	-	3	-	1	-	2	19	63	36	27	-	29	5
PD Elizabeth	1		-	-	-	-	-	-	-	-	-	-	-	-	-	-	-	-	-	-	-	-	-	-	-	-
El Paso County		378,542	26,743	5,813	25	-	247	208	39	648	291	97	62	198	870	243	240	236	151	1,371	7,533	5,112	1,769	652	16,048	1,372
El Paso County Sheriff	12		2,943	608	2	-	63	53	10	44	16	8	9	11	72	10	14	24	24	348	946	570	308	68	1,654	162
PD Colorado Springs	12		22,833	4,926	23	-	180	151	29	596	271	88	53	184	756	229	215	207	105	939	6,361	4,424	1,371	566	13,749	1,168
PD Fountain	12		568	190	-	-	4	4	-	3	1	1	-	1	14	1	7	4	2	68	131	59	56	16	389	27
PD Manitou Springs	12		296	76	-	-	-	-	-	5	3	-	-	2	26	3	4	1	18	7	61	35	26	-	191	13
PD Colorado Univ	12		49	1	-	-	-	-	-	-	-	-	-	-	1	-	-	-	1	-	8	3	5	-	40	-
Marshal Palmer Lake	12		28	5	-	-	-	-	-	-	-	-	-	-	-	-	-	-	-	6	7	5	1	1	21	-
Green Mountain Falls	12		15	7	-	-	-	-	-	-	-	-	-	-	-	-	-	-	-	2	12	10	2	-	1	2
PD Calhan	12		11	-	-	-	-	-	-	-	-	-	-	-	1	-	-	-	1	1	7	6	-	1	3	-
Fremont County		30,708	1,040	216	1	-	5	4	1	7	2	3	1	1	30	5	7	5	13	136	233	164	60	9	722	42
Fremont County Sheriff	12		358	52	-	-	2	1	1	2	1	1	-	-	23	3	5	5	10	47	96	58	29	9	217	18
PD Canon City	12		572	140	1	-	-	-	-	5	1	2	1	1	4	2	2	-	-	75	108	82	26	-	437	17
PD Florence	12		110	24	-	-	3	3	-	-	-	-	-	-	3	-	-	-	3	14	29	24	5	-	68	7
Garfield County		25,759	1,073	480	1	-	3	3	-	7	4	1	-	2	18	5	2	1	10	89	143	117	22	4	862	39
Garfield County Sheriff	12		287	224	1	-	-	-	-	-	-	-	-	-	2	1	-	-	1	43	63	58	4	1	206	15
PD Glenwood Springs	12		412	165	-	-	1	1	-	6	3	1	-	2	2	-	-	1	1	-	30	29	1	-	363	10
PD Parachute	12		36	5	-	-	1	1	-	-	-	-	-	-	1	1	-	-	-	1	4	3	1	-	26	4
PD Rifle	12		224	61	-	-	1	1	-	1	1	-	-	-	10	3	-	-	7	40	28	17	11	-	178	6
PD Carbondale	12		73	16	-	-	-	-	-	-	-	-	-	-	-	-	-	-	-	-	8	5	3	-	63	2
PD Silt	12		20	5	-	-	-	-	-	-	-	-	-	-	1	-	1	-	-	4	5	3	1	1	13	1
PD New Castle	12		21	4	-	-	-	-	-	-	-	-	-	-	2	-	1	-	1	1	5	2	1	2	13	1

Offense Data Continued	Number of Months Reported	Estimated Population	TOTAL INDEX CRIMES	Index Offenses Cleared	Murder, Homicide	Death by Negligence	Rape - Total	Forcible Rape	Attempt to Rape	Robbery - Total	Firearm	Knife or Cutting Instrument	Other Dangerous Weapon	Strong Arm - No Weapon	Aggravated Assault - Total	Firearm	Knife or Cutting Instrument	Other Dangerous Weapon	Hands, Fists, Feet, Etc.	Simple Assault	Burglary - Total	Forcible Entry	Unlawful Entry - No Force	Attempted Forcible Entry	Larceny - Theft - Total	Motor Vehicle Theft - Total
Gilpin County		2,852	188	42	2	-	-	-	-	-	-	-	-	-	12	9	3	-	-	11	88	69	12	7	80	6
Gilpin County Sheriff	12		150	40	2	-	-	-	-	-	-	-	-	-	12	9	3	-	-	9	83	65	12	6	48	5
PD Central City	12		38	2	-	-	-	-	-	-	-	-	-	-	-	-	-	-	-	2	5	4	-	1	32	1
PD Black Hawk	11		-	-	-	-	-	-	-	-	-	-	-	-	-	-	-	-	-	-	-	-	-	-	-	-
Golden Gate Canyon	11		-	-	-	-	-	-	-	-	-	-	-	-	-	-	-	-	-	-	-	-	-	-	-	-
Grand County		9,952	712	218	-	-	2	2	-	3	1	-	-	2	27	2	2	1	22	36	143	81	61	1	519	18
Grand County Sheriff	12		628	172	-	-	2	2	-	3	1	-	-	2	21	1	1	1	18	31	138	79	58	1	447	17
PD Kremmling	12		84	46	-	-	-	-	-	-	-	-	-	-	6	1	1	-	4	5	5	2	3	-	72	1
Gunnison County		11,392	622	219	-	-	3	2	1	2	2	-	-	-	35	5	1	1	28	7	104	45	46	13	456	22
Gunnison County Sheriff	12		70	14	-	-	1	1	-	-	-	-	-	-	6	2	-	-	4	-	22	18	4	-	40	1
PD Gunnison	12		453	182	-	-	2	1	1	2	2	-	-	-	26	1	1	1	23	6	69	26	36	7	338	16
PD Mt Crested Butte	12		39	2	-	-	-	-	-	-	-	-	-	-	-	-	-	-	-	-	2	-	2	-	37	-
PD Crested Butte	12		60	21	-	-	-	-	-	-	-	-	-	-	3	2	-	-	1	1	11	1	4	6	41	5
Hinsdale County		419	20	1	-	-	-	-	-	-	-	-	-	-	1	1	-	-	-	-	5	2	3	-	14	-
Hinsdale County Sheriff	12		20	1	-	-	-	-	-	-	-	-	-	-	1	1	-	-	-	-	5	2	3	-	14	-
Huerfano County		7,221	218	31	-	-	-	-	-	-	-	-	-	-	1	-	-	-	1	-	60	49	11	-	148	9
Huerfano County Sheriff	12		71	1	-	-	-	-	-	-	-	-	-	-	-	-	-	-	-	-	32	31	1	-	37	2
PD Walsenberg	12		147	33	-	-	-	-	-	-	-	-	-	-	1	-	-	-	1	-	28	18	10	-	111	7
Jackson County		1,621	96	39	-	-	-	-	-	-	-	-	-	-	1	-	-	-	1	3	15	11	2	2	78	2
Jackson County Sheriff	12		96	39	-	-	-	-	-	-	-	-	-	-	1	-	-	-	1	3	15	11	2	2	78	2
Jefferson County		424,835	25,137	5,775	13	-	89	75	14	395	192	36	24	143	1,053	184	176	252	441	1,688	6,415	4,559	1,203	653	15,702	1,470
Jefferson County Sheriff	12		6,577	1,642	4	-	12	12	-	55	17	1	-	37	91	12	17	22	40	258	1,817	1,509	139	169	4,274	324
PD Arvada	12		3,883	858	2	-	20	20	-	50	18	9	5	18	352	41	36	48	227	126	1,132	644	345	143	2,131	196
PD Golden	12		794	214	1	-	2	2	-	2	2	-	-	17	7	5	1	4	93	131	89	28	14	594	47	
PD Edgewater	12		425	103	1	-	-	-	-	10	7	-	-	3	2	-	1	1	-	22	82	61	14	7	300	30
DPS Lakewood	12		10,861	2,532	5	-	46	33	13	216	111	19	14	72	480	111	102	159	108	1,065	2,533	1,832	461	240	6,856	725
PD Wheat Ridge	12		2,499	406	-	-	9	8	1	61	37	7	5	12	107	13	15	20	59	117	697	408	210	79	1,483	142
PD Morrison	12		10	-	-	-	-	-	-	-	-	-	-	-	-	-	-	-	-	-	6	3	2	1	4	-
PD Mountain View	12		77	18	-	-	-	-	-	1	-	-	-	1	4	-	-	1	3	6	17	13	4	-	49	6
DPS CCD Red Rocks	12		11	2	-	-	-	-	-	-	-	-	-	-	-	-	-	-	-	1	-	-	-	-	11	-
Kiowa County		1,857	19	4	-	-	-	-	-	-	-	-	-	-	1	1	-	-	-	-	8	5	3	-	8	2
Kiowa County Sheriff	12		19	4	-	-	-	-	-	-	-	-	-	-	1	1	-	-	-	-	8	5	3	-	8	2
Kit Carson County		7,811	259	50	-	-	-	-	-	2	2	-	-	-	3	1	1	-	1	2	49	34	9	6	191	14
Kit Carson County Sheriff	12		71	12	-	-	-	-	-	2	2	-	-	-	2	1	-	-	1	2	9	6	3	-	50	8
PD Burlington	12		186	37	-	-	-	-	-	-	-	-	-	-	1	-	1	-	-	-	38	27	5	6	141	6
Stratton Marshal	11		1	1	-	-	-	-	-	-	-	-	-	-	-	-	-	-	-	-	1	-	1	-	-	-
PD Flagler	12		1	-	-	-	-	-	-	-	-	-	-	-	-	-	-	-	-	-	1	1	-	-	-	-

Offense Data Continued	Number of Months Reported	Estimated Population	TOTAL INDEX CRIMES	Index Offenses Cleared	Murder, Manslaughter	Death by Negligence	Rape - Total	Forcible Rape	Attempt to Rape	Robbery - Total	Firearm	Knife or Cutting Instrument	Other Dangerous Weapon	Strong Arm - No Weapon	Aggravated Assault - Total	Firearm	Knife or Cutting Instrument	Other Dangerous Weapon	Hands, Fists, Feet, Etc	Simple Assault	Burglary - Total	Forcible Entry	Unlawful Entry - No Force	Attempted Forcible Entry	Larceny - Theft - Total	Motor Vehicle Theft - Total
Lake County		6,901	261	55	-	-	5	4	1	-	-	-	-	-	26	-	2	-	24	10	54	31	16	7	165	11
Lake County Sheriff	12		140	23	-	-	4	3	1	-	-	-	-	-	20	-	1	-	19	-	24	18	4	2	91	1
PD Leadville	12		121	32	-	-	1	1	-	-	-	-	-	-	6	-	1	-	5	10	30	13	12	5	74	10
La Plata County		31,437	1,749	321	1	-	5	2	3	5	3	1	-	1	57	8	9	12	28	154	261	153	90	18	1,371	49
La Plata County Sheriff	12		508	62	-	-	1	1	-	3	2	-	-	1	20	4	2	7	7	50	96	62	33	1	370	18
PD Durango	12		1,145	224	1	-	4	1	3	2	1	1	-	-	21	2	6	2	11	83	144	73	56	15	945	28
PD Ignacio	12		50	22	-	-	-	-	-	-	-	-	-	-	10	2	-	2	6	19	9	8	1	-	30	1
PD Bayfield	12		46	13	-	-	-	-	-	-	-	-	-	-	6	-	1	1	4	2	12	10	-	2	26	2
Larimer County		175,462	9,822	2,287	5	-	57	41	16	71	28	12	5	26	487	62	73	123	229	1,056	2,042	1,188	617	237	6,846	314
Larimer County Sheriff	12		1,608	310	1	-	-	-	-	8	3	1	1	3	30	3	2	9	16	228	423	267	124	32	1,064	82
PD Berthoud	12		142	53	-	-	1	1	-	1	-	1	-	-	4	1	-	-	3	12	27	8	16	3	102	7
PD Estes Park	12		328	72	-	-	-	-	-	2	-	2	-	-	7	1	3	-	3	17	74	42	15	17	238	7
PD Fort Collins	12		4,893	1,216	4	-	43	30	13	45	18	7	4	16	350	39	51	97	163	499	990	594	267	129	3,321	140
PD Loveland	12		2,070	565	-	-	10	8	2	15	7	1	-	7	84	17	15	16	36	248	352	181	125	46	1,542	67
PD Colorado State Univer.	12		781	71	-	-	3	2	1	-	-	-	-	-	12	1	2	1	8	52	176	96	70	10	579	11
Las Animas County		14,046	612	111	2	-	3	3	-	14	3	2	3	6	56	16	9	4	27	106	239	184	42	13	270	28
Las Animas County Sheriff	12		63	8	1	-	-	-	-	2	2	-	-	-	-	-	-	-	-	-	46	39	7	-	13	1
PD Trinidad	12		549	103	1	-	3	3	-	12	1	2	3	6	56	16	9	4	27	106	193	145	35	13	257	27
Lincoln County		4,616	65	22	3	-	2	2	-	1	-	-	-	1	1	1	-	-	-	3	14	8	6	-	36	8
Lincoln County Sheriff	12		27	8	3	-	-	-	-	1	-	-	-	1	1	1	-	-	-	2	10	5	5	-	8	4
PD Limon	12		38	14	-	-	2	2	-	-	-	-	-	-	-	-	-	-	-	1	4	3	1	-	28	4
Logan County		19,744	648	131	1	-	1	1	-	3	-	2	-	1	7	1	2	1	3	10	127	62	45	20	488	21
Logan County Sheriff	12		99	19	-	-	1	1	-	1	-	1	-	-	1	-	-	-	1	5	33	24	8	1	57	6
PD Sterling	12		548	112	1	-	-	-	-	2	-	1	-	1	6	1	2	1	2	5	94	38	37	19	430	15
PD Fleming	2		1	-	-	-	-	-	-	-	-	-	-	-	-	-	-	-	-	-	-	-	-	-	1	-
Mesa County		90,287	4,614	1,128	6	1	14	13	1	40	12	6	1	21	149	43	24	35	47	408	1,124	623	475	26	3,089	192
Mesa County Sheriff	12		2,023	303	2	-	6	5	1	11	5	2	-	4	49	22	6	14	7	226	644	362	266	16	1,226	85
PD Grand Junction	12		2,341	742	4	-	8	8	-	29	7	4	1	17	63	21	18	20	4	172	434	245	185	4	1,706	97
PD Fruita	12		187	58	-	1	-	-	-	-	-	-	-	-	29	-	-	1	28	9	34	7	22	5	119	5
PD Palisade	12		63	25	-	-	-	-	-	-	-	-	-	-	8	-	-	-	8	1	12	9	2	1	38	5
PD De Beque	12		-	-	-	-	-	-	-	-	-	-	-	-	-	-	-	-	-	-	-	-	-	-	-	-
Mineral County		820	28	7	1	-	-	-	-	-	-	-	-	-	-	-	-	-	-	-	8	4	4	-	18	1
Mineral County Sheriff	12		28	7	1	-	-	-	-	-	-	-	-	-	-	-	-	-	-	-	8	4	4	-	18	1
*PD Creede	-		-	-	-	-	-	-	-	-	-	-	-	-	-	-	-	-	-	-	-	-	-	-	-	-

*Totals Included in Mineral County Sheriff

Offense Data Continued	Number of Months Reported	Estimated Population	TOTAL INDEX CRIMES	Index Offenses Cleared	Murder, Homicide	Death by Negligence	Rape - Total	Forcible Rape	Attempt to Rape	Robbery - Total	Firearm	Knife or Cutting Instrument	Other Dangerous Weapon	Strong Arm - No Weapon	Aggravated Assault - Total	Firearm	Knife or Cutting Instrument	Other Dangerous Weapon	Hands, Fists, Feet Etc	Simple Assault	Burglary - Total	Forcible Entry	Unlawful Entry - No Force	Attempted Forcible Entry	Larceny - Theft - Total	Motor Vehicle Theft - Total
Moffat County		12,875	489	188	1	-	-	-	-	1	-	-	1	-	47	-	6	5	36	34	86	51	29	6	330	24
Moffat County Sheriff	12		77	19	-	-	-	-	-	-	-	-	-	-	5	-	-	-	5	4	15	10	5	-	53	4
PD Craig	12		393	163	1	-	-	-	-	1	-	-	1	-	39	-	6	5	28	30	66	38	22	6	270	16
PD Dinosaur	12		19	6	-	-	-	-	-	-	-	-	-	-	3	-	-	-	3	-	5	3	2	-	7	4
Montezuma County		18,199	785	219	2	-	-	-	-	2	1	-	-	1	46	2	20	16	8	41	110	92	16	2	578	47
Montezuma County Sheriff	12		196	62	-	-	-	-	-	-	-	-	-	-	17	-	7	9	1	21	34	28	4	2	127	18
PD Cortez	12		542	151	2	-	-	-	-	2	1	-	-	1	24	2	12	6	4	17	60	48	12	-	429	25
PD Mancos	12		35	-	-	-	-	-	-	-	-	-	-	-	1	-	-	-	1	1	11	11	-	-	20	3
PD Dolores	11		12	6	-	-	-	-	-	-	-	-	-	-	4	-	1	1	2	2	5	5	-	-	2	1
Montrose County		25,828	978	244	-	-	-	-	-	2	-	-	1	1	21	2	2	2	15	62	193	88	76	29	716	46
Montrose County Sheriff	12		203	29	-	-	-	-	-	1	-	-	-	1	6	-	2	-	4	23	60	28	32	-	122	14
PD Montrose	12		719	194	-	-	-	-	-	1	-	-	1	-	12	1	-	2	9	36	117	50	42	25	563	26
PD Nucla	4		-	-	-	-	-	-	-	-	-	-	-	-	-	-	-	-	-	2	-	-	-	-	-	-
PD Olathe	12		56	21	-	-	-	-	-	-	-	-	-	-	3	1	-	-	2	1	16	10	2	4	31	6
Morgan County		22,884	849	194	-	-	3	3	-	3	-	1	1	1	15	4	1	3	7	116	149	72	61	16	646	33
Morgan County Sheriff	12		190	43	-	-	1	1	-	-	-	-	-	-	4	-	-	1	3	12	35	18	15	2	137	13
PD Brush	12		146	18	-	-	1	1	-	-	-	-	-	-	2	1	-	-	1	5	27	18	3	6	112	4
PD Ft Morgan	12		475	119	-	-	1	1	-	3	-	1	1	1	9	3	1	2	3	92	63	33	23	7	384	15
PD Wiggins	12		10	2	-	-	-	-	-	-	-	-	-	-	-	-	-	-	-	-	4	2	1	1	6	-
PD Log Lane Village	12		28	12	-	-	-	-	-	-	-	-	-	-	-	-	-	-	-	7	20	1	19	-	7	1
Otero County		22,062	928	211	1	1	3	2	1	9	2	1	1	5	62	6	2	6	48	42	195	132	62	1	625	33
Otero County Sheriff	12		243	23	1	-	1	-	1	1	-	-	1	-	19	4	1	3	11	5	86	57	28	1	127	8
PD La Junta	12		414	142	-	1	2	2	-	5	1	1	-	3	29	2	1	3	23	37	60	37	23	-	309	9
PD Rocky Ford	12		264	40	-	-	-	-	-	3	1	-	-	2	14	-	-	-	14	-	48	38	10	-	185	14
PD Fowler	12		7	6	-	-	-	-	-	-	-	-	-	-	-	-	-	-	-	-	1	-	1	-	4	2
Ouray County		2,027	10	1	-	-	-	-	-	-	-	-	-	-	-	-	-	-	-	-	10	7	3	-	-	-
Ouray County Sheriff	12		7	1	-	-	-	-	-	-	-	-	-	-	-	-	-	-	-	-	7	4	3	-	-	-
PD Ridgway	12		3	-	-	-	-	-	-	-	-	-	-	-	-	-	-	-	-	-	3	3	-	-	-	-
Park County		6,265	325	118	-	-	-	-	-	1	-	-	-	1	24	5	2	3	14	15	169	138	22	9	118	13
Park County Sheriff	12		301	102	-	-	-	-	-	1	-	-	-	1	17	3	2	2	10	14	163	134	22	7	111	9
PD Fairplay	12		24	16	-	-	-	-	-	-	-	-	-	-	7	2	-	1	4	1	6	4	-	2	7	4
Phillips County		4,525	47	5	-	-	-	-	-	-	-	-	-	-	1	-	-	-	1	-	14	11	3	-	30	2
Phillips County Sheriff	11		14	1	-	-	-	-	-	-	-	-	-	-	-	-	-	-	-	-	4	4	-	-	10	-
PD Holyoke	12		24	2	-	-	-	-	-	-	-	-	-	-	-	-	-	-	-	-	4	3	1	-	18	2
PD Haxtun	12		9	2	-	-	-	-	-	-	-	-	-	-	1	-	-	-	1	-	6	4	2	-	2	-
Pitkin County		12,541	1,105	200	2	-	1	-	1	3	2	-	-	1	56	5	6	4	41	46	191	78	102	11	812	40
Pitkin County Sheriff	12		220	45	-	-	-	-	-	-	-	-	-	-	27	1	1	1	24	1	32	17	14	1	149	12
PD Aspen	12		711	137	2	-	1	-	1	3	2	-	-	1	28	4	5	3	16	43	146	56	80	10	507	24
PD Snowmass Village	12		174	18	-	-	-	-	-	-	-	-	-	-	1	-	-	-	1	2	13	5	8	-	156	4

Offense Data Continued	Number of Months Reported	Estimated Population	TOTAL INDEX CRIMES	Index Offenses Cleared	Murder, Manslaughter Death by Negligence	Rape - Total	Forcible Rape	Attempt to Rape	Robbery - Total	Firearm	Knife or Cutting Instrument	Other Dangerous Weapon	Strong Arm - No Weapon	Aggravated Assault - Total	Firearm	Knife or Cutting Instrument	Other Dangerous Weapon	Hands, Fists, Feet, Etc.	Simple Assault	Burglary - Total	Forcible Entry	Unlawful Entry - No Force	Attempted Forcible Entry	Larceny - Theft - Total	Motor Vehicle Theft - Total
Prowers County		14,204	672	105	- -	1	1	-	2	-	-	-	2	45	5	5	2	33	11	143	88	51	4	467	14
Prowers County Sheriff	12		90	3	- -	1	1	-	-	-	-	-	-	3	-	-	-	3	2	31	19	12	-	54	1
PD Lamar	12		566	101	- -	-	-	-	2	-	-	-	2	42	5	5	2	30	9	101	61	36	4	410	11
PD Holly	10		8	1	- -	-	-	-	-	-	-	-	-	-	-	-	-	-	-	6	4	2	-	-	2
PD Granada	12		8	-	- -	-	-	-	-	-	-	-	-	-	-	-	-	-	-	5	4	1	-	3	-
Pueblo County		126,978	8,179	2,447	6 -	87	70	17	164	46	26	20	72	864	31	118	315	400	1,250	1,812	1,263	382	167	4,951	295
Pueblo County Sheriff	12		710	113	3 -	7	7	-	6	3	1	1	1	100	5	11	5	79	55	184	120	50	14	373	37
PD Pueblo	12		7,292	2,304	3 -	76	61	15	158	43	25	19	71	748	26	106	306	310	1,135	1,621	1,139	330	152	4,431	255
PD Colorado State Hosp.	12		110	28	- -	4	2	2	-	-	-	-	-	15	-	1	4	10	60	3	1	1	1	86	2
PD University of S. Colo	12		67	2	- -	-	-	-	-	-	-	-	-	1	-	-	-	1	-	4	3	1	-	61	1
Rio Blanco County		6,058	267	46	- -	2	-	2	-	-	-	-	-	7	1	1	1	4	13	75	32	41	2	176	7
Rio Blanco County Sheriff	12		68	10	- -	-	-	-	-	-	-	-	-	-	-	-	-	-	-	24	12	11	1	43	1
PD Meeker	12		97	6	- -	1	-	1	-	-	-	-	-	5	1	1	-	3	2	22	5	17	-	68	1
PD Rangely	12		102	30	- -	1	-	1	-	-	-	-	-	2	-	-	1	1	11	29	15	13	1	65	5
Rio Grande County		11,481	454	145	1 -	1	1	-	7	2	-	2	3	16	1	3	2	10	59	61	41	17	3	344	24
Rio Grande County Sheriff	12		139	54	- -	1	1	-	1	1	-	-	-	4	1	-	-	3	23	26	18	6	2	94	13
PD Monte Vista	12		266	86	1 -	-	-	-	6	1	-	2	3	11	-	3	2	6	21	27	19	7	1	213	8
PD Del Norte	12		49	5	- -	-	-	-	-	-	-	-	-	1	-	-	-	1	15	8	4	4	-	37	3
Routt County		15,090	623	117	- -	-	-	-	-	-	-	-	-	17	3	-	2	12	44	121	48	65	8	460	25
Routt County Sheriff	12		162	30	- -	-	-	-	-	-	-	-	-	8	2	-	2	4	12	34	19	15	-	110	10
PD Steamboat Springs	12		402	71	- -	-	-	-	-	-	-	-	-	8	1	-	-	7	22	67	21	38	8	314	13
PD Hayden	12		57	16	- -	-	-	-	-	-	-	-	-	1	-	-	-	1	9	20	8	12	-	34	2
PD Oak Creek	12		-	-	- -	-	-	-	-	-	-	-	-	-	-	-	-	-	-	-	-	-	-	-	-
PD Yampa	11		-	-	- -	-	-	-	-	-	-	-	-	-	-	-	-	-	-	-	-	-	-	-	-
Steamboat Lake St Park	12		2	-	- -	-	-	-	-	-	-	-	-	-	-	-	-	-	1	-	-	-	-	2	-
Saguache County		3,905	100	40	2 -	-	-	-	1	-	-	-	1	9	3	-	-	6	26	22	16	6	-	53	13
Saguache County Sheriff	12		69	9	1 -	-	-	-	-	-	-	-	-	3	-	-	-	3	5	16	11	5	-	45	4
PD Center	12		31	31	1 -	-	-	-	1	-	-	-	1	6	3	-	-	3	21	6	5	1	-	8	9
San Juan County		783	63	13	- -	-	-	-	-	-	-	-	-	6	1	2	2	1	-	19	15	4	-	34	4
San Juan County Sheriff	12		63	13	- -	-	-	-	-	-	-	-	-	6	1	2	2	1	-	19	15	4	-	34	4
San Miguel County		3,542	88	17	- -	-	-	-	-	-	-	-	-	1	1	-	-	-	4	9	6	2	1	77	1
San Miguel County Sheriff	12		88	17	- -	-	-	-	-	-	-	-	-	1	1	-	-	-	4	9	6	2	1	77	1
Sedgwick County		3,055	25	3	- -	-	-	-	-	-	-	-	-	1	1	-	-	-	2	7	2	4	1	15	2
Sedgwick County Sheriff	12		25	3	- -	-	-	-	-	-	-	-	-	1	1	-	-	-	2	7	2	4	1	15	2

Offense Data Continued	Number of Months Reported	Estimated Population	TOTAL INDEX CRIMES	Index Offenses Cleared	Murder, Manslaughter	Death by Negligence	Rape - Total	Forcible Rape	Attempt to Rape	Robbery - Total	Firearm	Knife or Cutting Instrument	Other Dangerous Weapon	Strong Arm - No Weapon	Aggravated Assault - Total	Firearm	Knife or Cutting Instrument	Other Dangerous Weapon	Hands, Fists, Feet, Etc.	Simple Assault	Burglary - Total	Forcible Entry	Unlawful Entry - No Force	Attempted Forcible Entry	Larceny - Theft - Total	Motor Vehicle Theft - Total
Summit County		14,218	2,295	231	6	-	2	1	1	2	1	-	1	-	45	14	7	6	18	29	269	123	137	9	1,928	43
Summit County Sheriff	12		1,374	69	2	-	1	1	-	1	-	-	1	-	22	10	4	5	3	3	104	44	58	2	1,226	18
PD Breckenridge	12		523	80	-	-	-	-	-	-	-	-	-	-	9	2	-	1	6	14	106	45	55	6	393	15
PD Dillon	12		68	2	1	-	-	-	-	-	-	-	-	-	2	-	1	-	1	-	9	4	4	1	55	1
PD Silverthorne	12		142	55	1	-	-	-	-	-	-	-	-	-	10	2	-	-	8	2	12	10	2	-	115	4
PD Frisco	12		188	25	2	-	1	-	1	1	1	-	-	-	2	-	2	-	-	10	38	20	18	-	139	5
Teller County		11,036	426	163	1	-	3	2	1	3	1	2	-	-	31	9	3	2	17	22	135	89	41	5	236	17
Teller County Sheriff	12		196	67	1	-	2	2	-	-	-	-	-	-	16	3	2	1	10	11	95	71	22	2	73	9
PD Woodland Park	12		202	88	-	-	-	-	-	3	1	2	-	-	15	6	1	1	7	6	29	14	12	3	149	6
PD Cripple Creek	12		21	6	-	-	-	-	-	-	-	-	-	-	-	-	-	-	-	5	6	3	3	-	13	2
PD Victor	12		7	2	-	-	1	-	1	-	-	-	-	-	-	-	-	-	-	-	5	1	4	-	1	-
Washington County		5,294	104	29	-	-	1	1	-	-	-	-	-	-	5	-	-	1	4	1	38	25	8	5	53	7
Washington County Sheriff	12		69	17	-	-	1	1	-	-	-	-	-	-	3	-	-	1	2	1	23	11	7	5	37	5
PD Akron	12		35	12	-	-	-	-	-	-	-	-	-	-	2	-	-	-	2	-	15	14	1	-	16	2
Weld County		139,292	9,274	2,310	10	-	74	57	17	78	19	16	7	36	499	86	106	130	177	1,138	2,133	1,178	727	228	6,124	356
Weld County Sheriff	12		1,354	283	2	-	30	21	9	6	-	3	-	3	112	51	20	19	22	252	476	305	160	11	638	90
PD Fort Lupton	12		361	64	2	-	2	2	-	3	2	1	-	-	18	2	2	5	9	33	82	42	39	1	241	13
PD Greeley	12		5,537	1,533	4	-	29	26	3	60	12	12	6	30	277	30	70	97	80	702	1,148	613	351	184	3,834	185
PD Eaton	12		93	15	1	-	-	-	-	-	-	-	-	-	1	-	-	-	1	-	22	11	3	8	66	3
PD Evans	12		545	100	-	-	2	2	-	5	3	-	1	1	11	-	7	2	2	98	114	77	29	8	388	25
PD La Salle	12		119	35	-	-	1	-	1	-	-	-	-	-	13	-	1	2	10	3	31	26	1	4	69	5
PD Windsor	12		161	42	-	-	1	1	-	-	-	-	-	-	25	-	2	1	22	-	13	8	5	-	121	1
PD Erie	12		37	17	-	-	3	3	-	-	-	-	-	-	5	-	-	-	4	16	13	8	4	1	14	2
PD Dacono	12		94	27	-	-	-	-	-	-	-	-	-	-	1	-	-	-	1	3	20	9	6	5	65	8
PD Kersey	12		13	5	-	-	-	-	-	-	-	-	-	-	1	-	1	-	-	1	6	2	4	-	5	1
PD Johnstown	12		60	5	-	-	-	-	-	-	-	-	-	-	-	-	-	-	-	-	2	2	-	-	56	2
PD Milliken	12		81	37	-	-	3	-	3	-	-	-	-	-	9	-	-	1	8	2	13	6	6	1	56	-
PD Ault	12		59	15	-	-	-	-	-	-	-	-	-	-	5	-	1	1	3	2	14	10	4	-	40	-
PD Platteville	12		68	14	1	-	-	-	-	-	-	-	-	-	8	1	-	-	7	4	9	2	6	1	46	4
PD Pierce	12		25	7	-	-	2	2	-	2	2	-	-	-	3	2	-	1	-	2	3	2	1	-	14	1
PD Gilcrest	12		60	14	-	-	-	-	-	-	-	-	-	-	1	-	1	-	-	10	10	6	4	-	46	3
PD Univ. of Northern CO	12		476	65	-	-	1	-	1	2	-	-	-	2	8	-	-	-	8	7	122	31	87	4	335	8
PD Frederick	12		54	14	-	-	-	-	-	-	-	-	-	-	1	-	1	-	-	1	13	9	4	-	39	1
PD Firestone	12		72	16	-	-	-	-	-	-	-	-	-	-	-	-	-	-	-	-	18	7	11	-	50	4
PD Loch Buie	12		5	2	-	-	-	-	-	-	-	-	-	-	-	-	-	-	-	2	4	2	2	-	1	-
Yuma County		10,002	88	22	-	-	1	1	-	-	-	-	-	-	7	1	1	-	5	-	16	9	7	-	60	4
Yuma County Sheriff	12		54	11	-	-	1	1	-	-	-	-	-	-	7	1	1	-	5	-	13	7	6	-	29	4
PD Yuma	12		34	11	-	-	-	-	-	-	-	-	-	-	-	-	-	-	-	-	3	2	1	-	31	-
Colorado State Patrol			241	73	-	-	-	-	-	-	-	-	-	-	-	-	-	-	-	-	-	-	-	-	-	241
State Patrol Auto Theft			241	73	-	-	-	-	-	-	-	-	-	-	-	-	-	-	-	-	-	-	-	-	-	241

PROPERTY STOLEN AND RECOVERED

* * * * *

Summaries by Jurisdiction

The next 32 pages reflect county-wide summaries of the value of property stolen and recovered. Each county report includes figures from all agencies in the county that made reports. The law enforcement agencies participating in the crime reporting program have total figures for their respective jurisdictions.

Caution should be used when comparing one county's figures against another's. There are eleven cities in Colorado that are in two or more counties. Obviously crime may occur throughout the city limits and in all counties effected. For reporting purposes however, the agencies totals are included under only one county. Following are the cities which cross county lines; next to each city is the county within which it is counted for statistical purposes.

ARVADA	JEFFERSON
AURORA	ADAMS
BASALT	EAGLE
BOW MAR	ARAPAHOE
BRIGHTON	ADAMS
BROOMFIELD	BOULDER
CENTER	SAGUACHE
ERIE	WELD
GREEN MOUNTAIN FALLS	EL PASO
LITTLETON	ARAPAHOE
WESTMINSTER	ADAMS

STATE GRAND TOTALS

Value of Property

1986

TYPE OF PROPERTY	STOLEN	RECOVERED
CURRENCY	\$ 9,738,482	\$ 622,211
JEWELRY	\$ 20,272,151	\$ 1,464,027
CLOTHING AND FURS	\$ 5,097,325	\$ 634,976
LOCALLY STOLEN MOTOR VEHICLES	\$ 76,396,931	\$ 61,686,211
OFFICE EQUIPMENT	\$ 4,514,294	\$ 448,815
TELEVISIONS, RADIOS, STEREOS, ETC.	\$ 25,847,836	\$ 1,584,938
FIREARMS	\$ 2,383,791	\$ 237,414
HOUSEHOLD GOODS	\$ 4,818,434	\$ 451,731
CONSUMABLE GOODS	\$ 1,388,343	\$ 265,797
LIVESTOCK	\$ 360,181	\$ 39,560
MISCELLANEOUS	\$ 36,074,255	\$ 3,798,744
TOTAL	\$186,892,023	\$ 71,234,424

Value of Property Stolen by Offense

OFFENSE	VALUE
CRIMINAL HOMICIDE	\$ 11,402
FORCIBLE RAPE	\$ 41,588
ROBBERY	\$ 2,721,508
BURGLARY	\$ 62,481,322
LARCENY	\$ 47,147,760
MOTOR VEHICLE THEFT	\$ 74,488,443
TOTAL	\$186,892,023

Stolen/Recovered Vehicles

STOLEN LOCALLY/RECOVERED LOCALLY	9,510
STOLEN LOCALLY/RECOVERED BY OTHERS	4,322
STOLEN OUT OF TOWN/RECOVERED LOCALLY	2,138

**ADAMS
COUNTY GRAND TOTALS
Value of Property
1986**

TYPE OF PROPERTY	STOLEN	RECOVERED
CURRENCY	\$ 1,557,094	\$ 28,728
JEWELRY	\$ 3,077,584	\$ 102,391
CLOTHING AND FURS	\$ 670,252	\$ 104,300
LOCALLY STOLEN MOTOR VEHICLES	\$ 12,954,494	\$ 9,324,644
OFFICE EQUIPMENT	\$ 673,989	\$ 44,838
TELEVISIONS, RADIOS, STEREOs, ETC.	\$ 4,119,402	\$ 204,947
FIREARMS	\$ 383,722	\$ 29,424
HOUSEHOLD GOODS	\$ 910,232	\$ 36,950
CONSUMABLE GOODS	\$ 169,371	\$ 32,706
LIVESTOCK	\$ 7,466	\$ 1,003
MISCELLANEOUS	\$ 5,690,370	\$ 552,145
TOTAL	\$ 30,213,976	\$ 10,462,076

Value of Property Stolen by Offense

OFFENSE	VALUE
CRIMINAL HOMICIDE	-
FORCIBLE RAPE	\$ 12,696
ROBBERY	\$ 632,033
BURGLARY	\$ 10,231,441
LARCENY	\$ 6,596,146
MOTOR VEHICLE THEFT	\$ 12,741,660
TOTAL	\$ 30,213,976

Stolen/Recovered Vehicles

STOLEN LOCALLY/RECOVERED LOCALLY	1,132
STOLEN LOCALLY/RECOVERED BY OTHERS	908
STOLEN OUT OF TOWN/RECOVERED LOCALLY	738

**ALAMOSA
COUNTY GRAND TOTALS
Value of Property
1986**

TYPE OF PROPERTY	STOLEN	RECOVERED
CURRENCY	\$ 22,251	\$ 1,584
JEWELRY	\$ 12,840	\$ 1,060
CLOTHING AND FURS	\$ 2,438	\$ 818
LOCALLY STOLEN MOTOR VEHICLES	\$ 159,565	\$ 152,615
OFFICE EQUIPMENT	\$ 11,139	\$ 3,390
TELEVISIONS, RADIOS, STEREOs, ETC.	\$ 29,625	\$ 4,185
FIREARMS	\$ 18,890	\$ 1,710
HOUSEHOLD GOODS	\$ 8,338	\$ 356
CONSUMABLE GOODS	\$ 4,961	\$ 388
LIVESTOCK	\$ 37	-
MISCELLANEOUS	\$ 92,041	\$ 13,390
TOTAL	\$ 362,125	\$ 179,496

Value of Property Stolen by Offense

OFFENSE	VALUE
CRIMINAL HOMICIDE	-
FORCIBLE RAPE	-
ROBBERY	\$ 2,115
BURGLARY	\$ 80,167
LARCENY	\$ 120,067
MOTOR VEHICLE THEFT	\$ 159,776
TOTAL	\$ 362,125

Stolen/Recovered Vehicles

STOLEN LOCALLY/RECOVERED LOCALLY	29
STOLEN LOCALLY/RECOVERED BY OTHERS	4
STOLEN OUT OF TOWN/RECOVERED LOCALLY	2

**ARAPAHOE
COUNTY GRAND TOTALS
Value of Property
1986**

TYPE OF PROPERTY	STOLEN	RECOVERED
CURRENCY	\$ 540,362	\$ 10,632
JEWELRY	\$ 2,092,614	\$ 54,521
CLOTHING AND FURS	\$ 441,622	\$ 54,724
LOCALLY STOLEN MOTOR VEHICLES	\$ 4,590,096	\$ 3,126,484
OFFICE EQUIPMENT	\$ 493,350	\$ 68,753
TELEVISIONS, RADIOS, STEREOs, ETC.	\$ 1,367,407	\$ 69,972
FIREARMS	\$ 102,805	\$ 4,383
HOUSEHOLD GOODS	\$ 358,581	\$ 27,762
CONSUMABLE GOODS	\$ 51,062	\$ 8,567
LIVESTOCK	\$ 3,327	\$ 3,300
MISCELLANEOUS	\$ 2,383,817	\$ 166,099
TOTAL	\$ 12,445,043	\$ 3,595,197

Value of Property Stolen by Offense

OFFENSE	VALUE
CRIMINAL HOMICIDE	\$ 1,019
FORCIBLE RAPE	\$ 340
ROBBERY	\$ 220,687
BURGLARY	\$ 4,859,412
LARCENY	\$ 2,928,639
MOTOR VEHICLE THEFT	\$ 4,434,946
TOTAL	\$ 12,445,043

Stolen/Recovered Vehicles

STOLEN LOCALLY/RECOVERED LOCALLY	246
STOLEN LOCALLY/RECOVERED BY OTHERS	274
STOLEN OUT OF TOWN/RECOVERED LOCALLY	38

**ARCHULETA
COUNTY GRAND TOTALS
Value of Property
1986**

TYPE OF PROPERTY	STOLEN	RECOVERED
CURRENCY	\$ 13,448	\$ 1,249
JEWELRY	\$ 14,817	-
CLOTHING AND FURS	\$ 1,730	\$ 45
LOCALLY STOLEN MOTOR VEHICLES	\$ 32,600	\$ 46,000
OFFICE EQUIPMENT	\$ 275	-
TELEVISIONS, RADIOS, STEREOs, ETC.	\$ 17,551	\$ 700
FIREARMS	\$ 596	\$ 235
HOUSEHOLD GOODS	\$ 7,324	\$ 1,350
CONSUMABLE GOODS	\$ 7,150	-
LIVESTOCK	\$ 4,500	-
MISCELLANEOUS	\$ 44,008	\$ 4,964
TOTAL	\$ 143,999	\$ 54,543

Value of Property Stolen by Offense

OFFENSE	VALUE
CRIMINAL HOMICIDE	-
FORCIBLE RAPE	-
ROBBERY	\$ 107
BURGLARY	\$ 36,340
LARCENY	\$ 74,952
MOTOR VEHICLE THEFT	\$ 32,600
TOTAL	\$ 143,999

Stolen/Recovered Vehicles

STOLEN LOCALLY/RECOVERED LOCALLY	8
STOLEN LOCALLY/RECOVERED BY OTHERS	1
STOLEN OUT OF TOWN/RECOVERED LOCALLY	3

**BACA
COUNTY GRAND TOTALS
Value of Property
1986**

TYPE OF PROPERTY	STOLEN	RECOVERED
CURRENCY	\$ 2,222	\$ 125
JEWELRY	-	-
CLOTHING AND FURS	\$ 5,381	\$ 1,200
LOCALLY STOLEN MOTOR VEHICLES	\$ 31,100	\$ 19,206
OFFICE EQUIPMENT	\$ 4,139	\$ 100
TELEVISIONS, RADIOS, STEREOs, ETC.	\$ 2,875	-
FIREARMS	\$ 3,628	\$ 80
HOUSEHOLD GOODS	\$ 1,290	-
CONSUMABLE GOODS	\$ 3,406	\$ 40
LIVESTOCK	-	-
MISCELLANEOUS	\$ 26,332	\$ 830
TOTAL	\$ 80,373	\$ 21,575

Value of Property Stolen by Offense

OFFENSE	VALUE
CRIMINAL HOMICIDE	-
FORCIBLE RAPE	-
ROBBERY	-
BURGLARY	\$ 32,425
LARCENY	\$ 16,848
MOTOR VEHICLE THEFT	\$ 31,100
TOTAL	\$ 80,373

Stolen/Recovered Vehicles

STOLEN LOCALLY/RECOVERED LOCALLY	3
STOLEN LOCALLY/RECOVERED BY OTHERS	1
STOLEN OUT OF TOWN/RECOVERED LOCALLY	5

**BENT
COUNTY GRAND TOTALS
Value of Property
1986**

TYPE OF PROPERTY	STOLEN	RECOVERED
CURRENCY	\$ 15,465	\$ 618
JEWELRY	\$ 829	\$ 200
CLOTHING AND FURS	\$ 472	-
LOCALLY STOLEN MOTOR VEHICLES	\$ 23,500	\$ 23,500
OFFICE EQUIPMENT	-	-
TELEVISIONS, RADIOS, STEREOs, ETC.	\$ 10,572	\$ 2,502
FIREARMS	\$ 5,748	\$ 1,102
HOUSEHOLD GOODS	\$ 1,175	-
CONSUMABLE GOODS	\$ 6,298	\$ 1,707
LIVESTOCK	\$ 367	\$ 800
MISCELLANEOUS	\$ 21,223	\$ 3,006
TOTAL	\$ 85,649	\$ 33,435

Value of Property Stolen by Offense

OFFENSE	VALUE
CRIMINAL HOMICIDE	-
FORCIBLE RAPE	-
ROBBERY	-
BURGLARY	\$ 40,740
LARCENY	\$ 21,409
MOTOR VEHICLE THEFT	\$ 23,500
TOTAL	\$ 85,649

Stolen/Recovered Vehicles

STOLEN LOCALLY/RECOVERED LOCALLY	2
STOLEN LOCALLY/RECOVERED BY OTHERS	4
STOLEN OUT OF TOWN/RECOVERED LOCALLY	3

**BOULDER
COUNTY GRAND TOTALS**
Value of Property
1986

TYPE OF PROPERTY	STOLEN	RECOVERED
CURRENCY	\$ 738,386	\$ 56,658
JEWELRY	\$ 1,047,769	\$ 66,674
CLOTHING AND FURS	\$ 172,804	\$ 50,728
LOCALLY STOLEN MOTOR VEHICLES	\$ 2,777,910	\$ 1,959,334
OFFICE EQUIPMENT	\$ 159,382	\$ 5,670
TELEVISIONS, RADIOS, STEREOS, ETC.	\$ 1,312,052	\$ 112,035
FIREARMS	\$ 132,898	\$ 13,441
HOUSEHOLD GOODS	\$ 259,008	\$ 71,861
CONSUMABLE GOODS	\$ 132,189	\$ 22,204
LIVESTOCK	\$ 13,802	\$ 5,202
MISCELLANEOUS	\$ 2,003,835	\$ 342,175
TOTAL	\$ 8,750,035	\$ 2,705,982

Value of Property Stolen by Offense

OFFENSE	VALUE
CRIMINAL HOMICIDE	\$ 108
FORCIBLE RAPE	\$ 900
ROBBERY	\$ 108,115
BURGLARY	\$ 2,817,267
LARCENY	\$ 3,056,112
MOTOR VEHICLE THEFT	\$ 2,767,533
TOTAL	\$ 8,750,035

Stolen/Recovered Vehicles

STOLEN LOCALLY/RECOVERED LOCALLY	277
STOLEN LOCALLY/RECOVERED BY OTHERS	126
STOLEN OUT OF TOWN/RECOVERED LOCALLY	87

**CHAFFEE
COUNTY GRAND TOTALS**
Value of Property
1986

TYPE OF PROPERTY	STOLEN	RECOVERED
CURRENCY	\$ 18,877	\$ 1,169
JEWELRY	\$ 30,735	\$ 880
CLOTHING AND FURS	\$ 1,036	\$ 28
LOCALLY STOLEN MOTOR VEHICLES	\$ 16,050	\$ 12,050
OFFICE EQUIPMENT	\$ 406	-
TELEVISIONS, RADIOS, STEREOS, ETC.	\$ 16,339	\$ 1,333
FIREARMS	\$ 5,409	\$ 190
HOUSEHOLD GOODS	\$ 5,199	-
CONSUMABLE GOODS	\$ 3,091	\$ 45
LIVESTOCK	\$ 1,000	\$ 1,000
MISCELLANEOUS	\$ 51,597	\$ 4,618
TOTAL	\$ 149,739	\$ 21,313

Value of Property Stolen by Offense

OFFENSE	VALUE
CRIMINAL HOMICIDE	-
FORCIBLE RAPE	-
ROBBERY	\$ 44
BURGLARY	\$ 66,020
LARCENY	\$ 69,975
MOTOR VEHICLE THEFT	\$ 13,700
TOTAL	\$ 149,739

Stolen/Recovered Vehicles

STOLEN LOCALLY/RECOVERED LOCALLY	8
STOLEN LOCALLY/RECOVERED BY OTHERS	2
STOLEN OUT OF TOWN/RECOVERED LOCALLY	-

**CHEYENNE
COUNTY GRAND TOTALS
Value of Property¹
1986**

TYPE OF PROPERTY	STOLEN	RECOVERED
CURRENCY	\$ 286	\$ 78
JEWELRY	-	-
CLOTHING AND FURS	-	-
LOCALLY STOLEN MOTOR VEHICLES	\$ 30,500	\$ 30,500
OFFICE EQUIPMENT	-	-
TELEVISIONS, RADIOS, STEREOS, ETC.	\$ 649	-
FIREARMS	\$ 100	-
HOUSEHOLD GOODS	\$ 866	-
CONSUMABLE GOODS	\$ 11	\$ 11
LIVESTOCK	-	-
MISCELLANEOUS	\$ 11,205	\$ 1,326
TOTAL	\$ 43,617	\$ 31,915

Value of Property Stolen by Offense

OFFENSE	VALUE
CRIMINAL HOMICIDE	-
FORCIBLE RAPE	-
ROBBERY	-
BURGLARY	\$ 7,239
LARCENY	\$ 5,878
MOTOR VEHICLE THEFT	\$ 30,500
TOTAL	\$ 43,617

Stolen/Recovered Vehicles

STOLEN LOCALLY/RECOVERED LOCALLY	4
STOLEN LOCALLY/RECOVERED BY OTHERS	1
STOLEN OUT OF TOWN/RECOVERED LOCALLY	1

**CLEAR CREEK
COUNTY GRAND TOTALS
Value of Property
1986**

TYPE OF PROPERTY	STOLEN	RECOVERED
CURRENCY	\$ 22,606	\$ 97
JEWELRY	\$ 12,112	-
CLOTHING AND FURS	\$ 4,286	\$ 615
LOCALLY STOLEN MOTOR VEHICLES	\$ 80,009	\$ 64,934
OFFICE EQUIPMENT	\$ 1,716	\$ 50
TELEVISIONS, RADIOS, STEREOS, ETC.	\$ 34,122	\$ 1,098
FIREARMS	\$ 2,930	\$ 765
HOUSEHOLD GOODS	\$ 14,059	\$ 239
CONSUMABLE GOODS	\$ 2,177	\$ 81
LIVESTOCK	\$ 1,025	\$ 25
MISCELLANEOUS	\$ 544,032	\$ 6,891
TOTAL	\$ 719,074	\$ 74,795

Value of Property Stolen by Offense

OFFENSE	VALUE
CRIMINAL HOMICIDE	-
FORCIBLE RAPE	-
ROBBERY	\$ 52
BURGLARY	\$ 209,907
LARCENY	\$ 423,206
MOTOR VEHICLE THEFT	\$ 85,909
TOTAL	\$ 719,074

Stolen/Recovered Vehicles

STOLEN LOCALLY/RECOVERED LOCALLY	8
STOLEN LOCALLY/RECOVERED BY OTHERS	9
STOLEN OUT OF TOWN/RECOVERED LOCALLY	3

CONEJOS COUNTY GRAND TOTALS

Value of Property
1986

TYPE OF PROPERTY	STOLEN	RECOVERED
CURRENCY	\$ 3,030	\$ 243
JEWELRY	\$ 5,980	-
CLOTHING AND FURS	-	-
LOCALLY STOLEN MOTOR VEHICLES	\$ 81,943	\$ 43,300
OFFICE EQUIPMENT	-	-
TELEVISIONS, RADIOS, STEREOS, ETC.	\$ 700	-
FIREARMS	\$ 4,789	-
HOUSEHOLD GOODS	\$ 78	\$ 78
CONSUMABLE GOODS	\$ 383	\$ 140
LIVESTOCK	\$ 14,287	\$ 540
MISCELLANEOUS	\$ 88,091	\$ 9,475
TOTAL	\$ 199,281	\$ 53,776

Value of Property Stolen by Offense

OFFENSE	VALUE
CRIMINAL HOMICIDE	-
FORCIBLE RAPE	-
ROBBERY	-
BURGLARY	\$ 54,561
LARCENY	\$ 62,777
MOTOR VEHICLE THEFT	\$ 81,943
TOTAL	\$ 199,281

Stolen/Recovered Vehicles

STOLEN LOCALLY/RECOVERED LOCALLY	6
STOLEN LOCALLY/RECOVERED BY OTHERS	3
STOLEN OUT OF TOWN/RECOVERED LOCALLY	4

COSTILLA COUNTY GRAND TOTALS

Value of Property
1986

TYPE OF PROPERTY	STOLEN	RECOVERED
CURRENCY	\$ 1,283	-
JEWELRY	\$ 3,810	-
CLOTHING AND FURS	\$ 2,760	\$ 2,500
LOCALLY STOLEN MOTOR VEHICLES	\$ 17,000	\$ 1,000
OFFICE EQUIPMENT	\$ -	-
TELEVISIONS, RADIOS, STEREOS, ETC.	\$ 14,469	\$ 250
FIREARMS	\$ 945	\$ 300
HOUSEHOLD GOODS	\$ 7,565	-
CONSUMABLE GOODS	\$ 85	\$ 75
LIVESTOCK	-	-
MISCELLANEOUS	\$ 21,514	\$ 100
TOTAL	69,431	4,225

Value of Property Stolen by Offense

OFFENSE	VALUE
CRIMINAL HOMICIDE	-
FORCIBLE RAPE	-
ROBBERY	-
BURGLARY	\$ 20,661
LARCENY	\$ 31,770
MOTOR VEHICLE THEFT	\$ 17,000
TOTAL	\$ 69,431

Stolen/Recovered Vehicles

STOLEN LOCALLY/RECOVERED LOCALLY	-
STOLEN LOCALLY/RECOVERED BY OTHERS	1
STOLEN OUT OF TOWN/RECOVERED LOCALLY	-

**CROWLEY
COUNTY GRAND TOTALS
Value of Property
1986**

TYPE OF PROPERTY	STOLEN	RECOVERED
CURRENCY	\$ 1,171	\$ 26
JEWELRY	\$ 200	-
CLOTHING AND FURS	\$ 185	\$ 30
LOCALLY STOLEN MOTOR VEHICLES	\$ 8,050	\$ 7,050
OFFICE EQUIPMENT	\$ 1,500	\$ 1,500
TELEVISIONS, RADIOS, STEREOs, ETC.	\$ 2,801	\$ 836
FIREARMS	\$ 2,725	-
HOUSEHOLD GOODS	\$ 1,195	-
CONSUMABLE GOODS	\$ 338	-
LIVESTOCK	-	-
MISCELLANEOUS	\$ 11,880	\$ 112
TOTAL	\$ 30,045	\$ 9,554

Value of Property Stolen by Offense

OFFENSE	VALUE
CRIMINAL HOMICIDE	-
FORCIBLE RAPE	-
ROBBERY	\$ 20
BURGLARY	\$ 6,672
LARCENY	\$ 15,303
MOTOR VEHICLE THEFT	\$ 8,050
TOTAL	\$ 30,045

Stolen/Recovered Vehicles

STOLEN LOCALLY/RECOVERED LOCALLY	2
STOLEN LOCALLY/RECOVERED BY OTHERS	1
STOLEN OUT OF TOWN/RECOVERED LOCALLY	3

**CUSTER
COUNTY GRAND TOTALS
Value of Property
1986**

TYPE OF PROPERTY	STOLEN	RECOVERED
CURRENCY	\$ 201	145
JEWELRY	-	-
CLOTHING AND FURS	\$ 300	-
LOCALLY STOLEN MOTOR VEHICLES	\$ 1,700	\$ 1,500
OFFICE EQUIPMENT	-	-
TELEVISIONS, RADIOS, STEREOs, ETC.	\$ 3,250	\$ 500
FIREARMS	\$ 995	\$ 45
HOUSEHOLD GOODS	\$ 2,350	-
CONSUMABLE GOODS	\$ 262	\$ 162
LIVESTOCK	\$ 800	-
MISCELLANEOUS	\$ 7,169	\$ 1,084
TOTAL	\$ 17,027	\$ 3,436

Value of Property Stolen by Offense

OFFENSE	VALUE
CRIMINAL HOMICIDE	-
FORCIBLE RAPE	-
ROBBERY	-
BURGLARY	\$ 14,355
LARCENY	\$ 972
MOTOR VEHICLE THEFT	\$ 1,700
TOTAL	\$ 17,027

Stolen/Recovered Vehicles

STOLEN LOCALLY/RECOVERED LOCALLY	1
STOLEN LOCALLY/RECOVERED BY OTHERS	-
STOLEN OUT OF TOWN/RECOVERED LOCALLY	1

DELTA
COUNTY GRAND TOTALS
Value of Property
1986

TYPE OF PROPERTY	STOLEN	RECOVERED
CURRENCY	\$ 19,459	\$ 646
JEWELRY	\$ 62,914	\$ 200
CLOTHING AND FURS	\$ 4,237	\$ 616
LOCALLY STOLEN MOTOR VEHICLES	\$ 28,150	\$ 16,550
OFFICE EQUIPMENT	\$ 1,830	\$ 1,300
TELEVISIONS, RADIOS, STEREOs, ETC.	\$ 14,913	\$ 3,027
FIREARMS	\$ 15,344	\$ 2,137
HOUSEHOLD GOODS	\$ 12,518	\$ 1,061
CONSUMABLE GOODS	\$ 3,103	\$ 367
LIVESTOCK	\$ 1,828	\$ 475
MISCELLANEOUS	\$ 135,608	\$ -2,856
TOTAL	\$ 299,904	\$ 23,523

Value of Property Stolen by Offense

OFFENSE	VALUE
CRIMINAL HOMICIDE	-
FORCIBLE RAPE	-
ROBBERY	\$ 151
BURGLARY	\$ 177,171
LARCENY	\$ 97,932
MOTOR VEHICLE THEFT	\$ 24,650
TOTAL	\$ 299,904

Stolen/Recovered Vehicles

STOLEN LOCALLY/RECOVERED LOCALLY	2
STOLEN LOCALLY/RECOVERED BY OTHERS	3
STOLEN OUT OF TOWN/RECOVERED LOCALLY	-

DENVER
COUNTY GRAND TOTALS
Value of Property
1986

TYPE OF PROPERTY	STOLEN	RECOVERED
CURRENCY	\$ 1,738,087	\$ 222,970
JEWELRY	\$ 5,980,793	\$ 622,601
CLOTHING AND FURS	\$ 1,994,044	\$ 174,156
LOCALLY STOLEN MOTOR VEHICLES	\$ 31,242,694	\$ 30,061,956
OFFICE EQUIPMENT	\$ 1,644,870	\$ 142,388
TELEVISIONS, RADIOS, STEREOs, ETC.	\$ 10,373,853	\$ 505,077
FIREARMS	\$ 505,562	\$ 46,427
HOUSEHOLD GOODS	\$ 1,329,234	\$ 182,406
CONSUMABLE GOODS	\$ 262,878	\$ 43,008
LIVESTOCK	-	-
MISCELLANEOUS	\$ 7,568,093	\$ 905,940
TOTAL	\$ 62,640,108	\$ 32,906,929

Value of Property Stolen by Offense

OFFENSE	VALUE
CRIMINAL HOMICIDE	\$ 5,400
FORCIBLE RAPE	\$ 19,848
ROBBERY	\$ 992,152
BURGLARY	\$ 18,751,020
LARCENY	\$ 11,871,762
MOTOR VEHICLE THEFT	\$ 30,999,926
TOTAL	\$ 62,640,108

Stolen/Recovered Vehicles

STOLEN LOCALLY/RECOVERED LOCALLY	5,477
STOLEN LOCALLY/RECOVERED BY OTHERS	1,707
STOLEN OUT OF TOWN/RECOVERED LOCALLY	228

**DOLORES
COUNTY GRAND TOTALS
Value of Property
1986**

TYPE OF PROPERTY	STOLEN	RECOVERED
CURRENCY	\$ 3,225	-
JEWELRY	\$ 200	-
CLOTHING AND FURS	\$ 2,423	-
LOCALLY STOLEN MOTOR VEHICLES	-	-
OFFICE EQUIPMENT	-	-
TELEVISIONS, RADIOS, STEREOS, ETC.	\$ 2,455	-
FIREARMS	\$ 3,079	-
HOUSEHOLD GOODS	\$ 775	-
CONSUMABLE GOODS	\$ 20	\$ 20
LIVESTOCK	\$ 115	\$ 15
MISCELLANEOUS	\$ 16,083	\$ 3,220
TOTAL	\$ 28,375	\$ 3,255

Value of Property Stolen by Offense

OFFENSE	VALUE
CRIMINAL HOMICIDE	-
FORCIBLE RAPE	-
ROBBERY	-
BURGLARY	\$ 14,507
LARCENY	\$ 13,868
MOTOR VEHICLE THEFT	\$ -
TOTAL	\$ 28,375

Stolen/Recovered Vehicles

STOLEN LOCALLY/RECOVERED LOCALLY	-
STOLEN LOCALLY/RECOVERED BY OTHERS	-
STOLEN OUT OF TOWN/RECOVERED LOCALLY	-

**DOUGLAS
COUNTY GRAND TOTALS
Value of Property
1986**

TYPE OF PROPERTY	STOLEN	RECOVERED
CURRENCY	\$ 132,484	\$ 13,965
JEWELRY	\$ 157,033	\$ 2,200
CLOTHING AND FURS	\$ 79,794	\$ 254
LOCALLY STOLEN MOTOR VEHICLES	\$ 781,848	\$ 264,212
OFFICE EQUIPMENT	\$ 45,666	\$ 1,590
TELEVISIONS, RADIOS, STEREOS, ETC.	\$ 178,141	\$ 6,799
FIREARMS	\$ 19,491	\$ 2,358
HOUSEHOLD GOODS	\$ 124,820	\$ 2,450
CONSUMABLE GOODS	\$ 1,543	\$ 216
LIVESTOCK	\$ 17,050	\$ 10,000
MISCELLANEOUS	\$ 628,930	\$ 25,400
TOTAL	\$ 2,166,800	\$ 329,424

Value of Property Stolen by Offense

OFFENSE	VALUE
CRIMINAL HOMICIDE	-
FORCIBLE RAPE	-
ROBBERY	\$ 28,973
BURGLARY	\$ 740,211
LARCENY	\$ 700,141
MOTOR VEHICLE THEFT	\$ 697,475
TOTAL	\$ 2,166,800

Stolen/Recovered Vehicles

STOLEN LOCALLY/RECOVERED LOCALLY	27
STOLEN LOCALLY/RECOVERED BY OTHERS	13
STOLEN OUT OF TOWN/RECOVERED LOCALLY	16

**EAGLE
COUNTY GRAND TOTALS**
Value of Property
1986

TYPE OF PROPERTY	STOLEN	RECOVERED
CURRENCY	\$ 289,781	\$ 35,457
JEWELRY	\$ 154,826	\$ 13,591
CLOTHING AND FURS	\$ 148,717	\$ 4,599
LOCALLY STOLEN MOTOR VEHICLES	\$ 216,750	\$ 187,000
OFFICE EQUIPMENT	\$ 3,353	\$ 250
TELEVISIONS, RADIOS, STEREOs, ETC.	\$ 64,239	\$ 6,688
FIREARMS	\$ 2,797	\$ 2,350
HOUSEHOLD GOODS	\$ 36,629	\$ 3,534
CONSUMABLE GOODS	\$ 3,702	\$ 375
LIVESTOCK	-	-
MISCELLANEOUS	\$ 311,731	\$ 40,604
TOTAL	\$ 1,232,525	\$ 294,448

Value of Property Stolen by Offense

OFFENSE	VALUE
CRIMINAL HOMICIDE	\$ 3,800
FORCIBLE RAPE	-
ROBBERY	\$ 2,170
BURGLARY	\$ 205,365
LARCENY	\$ 804,440
MOTOR VEHICLE THEFT	\$ 216,750
TOTAL	\$ 1,232,525

Stolen/Recovered Vehicles

STOLEN LOCALLY/RECOVERED LOCALLY	16
STOLEN LOCALLY/RECOVERED BY OTHERS	7
STOLEN OUT OF TOWN/RECOVERED LOCALLY	11

**ELBERT
COUNTY GRAND TOTALS**
Value of Property
1986

TYPE OF PROPERTY	STOLEN	RECOVERED
CURRENCY	\$ 14,639	-
JEWELRY	\$ 14,873	-
CLOTHING AND FURS	\$ 1,675	-
LOCALLY STOLEN MOTOR VEHICLES	\$ 19,679	\$ 11,800
OFFICE EQUIPMENT	\$ 5,776	-
TELEVISIONS, RADIOS, STEREOs, ETC.	\$ 10,023	-
FIREARMS	\$ 9,420	-
HOUSEHOLD GOODS	\$ 26,473	-
CONSUMABLE GOODS	\$ 28,483	\$ 15,865
LIVESTOCK	\$ 74,000	-
MISCELLANEOUS	\$ 112,872	\$ 50,500
TOTAL	\$ 317,913	\$ 78,165

Value of Property Stolen by Offense

OFFENSE	VALUE
CRIMINAL HOMICIDE	-
FORCIBLE RAPE	-
ROBBERY	\$ 12,000
BURGLARY	\$ 240,180
LARCENY	\$ 52,054
MOTOR VEHICLE THEFT	\$ 13,679
TOTAL	\$ 317,913

Stolen/Recovered Vehicles

STOLEN LOCALLY/RECOVERED LOCALLY	3
STOLEN LOCALLY/RECOVERED BY OTHERS	-
STOLEN OUT OF TOWN/RECOVERED LOCALLY	4

**EL PASO
COUNTY GRAND TOTALS**

Value of Property
1986

TYPE OF PROPERTY	STOLEN	RECOVERED
CURRENCY	\$ 1,629,367	\$ 56,719
JEWELRY	\$ 2,036,806	\$ 119,845
CLOTHING AND FURS	\$ 428,397	\$ 58,794
LOCALLY STOLEN MOTOR VEHICLES	\$ 6,520,551	\$ 5,084,165
OFFICE EQUIPMENT	\$ 449,576	\$ 58,242
TELEVISIONS, RADIOS, STEREOs, ETC.	\$ 3,030,703	\$ 235,802
FIREARMS	\$ 369,044	\$ 24,721
HOUSEHOLD GOODS	\$ 477,341	\$ 38,854
CONSUMABLE GOODS	\$ 116,657	\$ 13,914
LIVESTOCK	\$ 21,550	\$ 4,185
MISCELLANEOUS	\$ 4,056,963	\$ 391,033
TOTAL	\$ 19,136,955	\$ 6,086,274

Value of Property Stolen by Offense

OFFENSE	VALUE
CRIMINAL HOMICIDE	-
FORCIBLE RAPE	\$ 4,357
ROBBERY	\$ 279,495
BURGLARY	\$ 6,929,875
LARCENY	\$ 5,837,766
MOTOR VEHICLE THEFT	\$ 6,085,462
TOTAL	\$ 19,136,955

Stolen/Recovered Vehicles

STOLEN LOCALLY/RECOVERED LOCALLY	736
STOLEN LOCALLY/RECOVERED BY OTHERS	258
STOLEN OUT OF TOWN/RECOVERED LOCALLY	130

**FREMONT
COUNTY GRAND TOTALS**

Value of Property
1986

TYPE OF PROPERTY	STOLEN	RECOVERED
CURRENCY	\$ 53,929	\$ 4,114
JEWELRY	\$ 21,635	\$ 200
CLOTHING AND FURS	\$ 3,104	\$ 438
LOCALLY STOLEN MOTOR VEHICLES	\$ 115,261	\$ 77,261
OFFICE EQUIPMENT	\$ 1,855	-
TELEVISIONS, RADIOS, STEREOs, ETC.	\$ 14,151	\$ 3,898
FIREARMS	\$ 8,839	\$ 670
HOUSEHOLD GOODS	\$ 13,402	\$ 3,497
CONSUMABLE GOODS	\$ 4,324	\$ 850
LIVESTOCK	\$ 1,750	-
MISCELLANEOUS	\$ 165,702	\$ 10,378
TOTAL	\$ 403,952	\$ 101,306

Value of Property Stolen by Offense

OFFENSE	VALUE
CRIMINAL HOMICIDE	-
FORCIBLE RAPE	-
ROBBERY	\$ 7,833
BURGLARY	\$ 126,846
LARCENY	\$ 170,166
MOTOR VEHICLE THEFT	\$ 99,107
TOTAL	\$ 403,952

Stolen/Recovered Vehicles

STOLEN LOCALLY/RECOVERED LOCALLY	23
STOLEN LOCALLY/RECOVERED BY OTHERS	5
STOLEN OUT OF TOWN/RECOVERED LOCALLY	6

**GARFIELD
COUNTY GRAND TOTALS
Value of Property
1986**

TYPE OF PROPERTY	STOLEN	RECOVERED
CURRENCY	\$ 43,651	\$ 6,023
JEWELRY	\$ 54,711	\$ 9,479
CLOTHING AND FURS	\$ 3,296	\$ 361
LOCALLY STOLEN MOTOR VEHICLES	\$ 68,047	\$ 121,965
OFFICE EQUIPMENT	\$ 6,407	\$ 25
TELEVISIONS, RADIOS, STEREOs, ETC.	\$ 31,750	\$ 4,944
FIREARMS	\$ 2,590	\$ 945
HOUSEHOLD GOODS	\$ 4,450	\$ 2,043
CONSUMABLE GOODS	\$ 160,702	\$ 4,347
LIVESTOCK	-	-
MISCELLANEOUS	\$ 90,439	\$ 23,493
TOTAL	\$ 466,043	\$ 173,625

Value of Property Stolen by Offense

OFFENSE	VALUE
CRIMINAL HOMICIDE	-
FORCIBLE RAPE	-
ROBBERY	\$ 2,203
BURGLARY	\$ 128,360
LARCENY	\$ 270,033
MOTOR VEHICLE THEFT	\$ 65,447
TOTAL	\$ 466,043

Stolen/Recovered Vehicles

STOLEN LOCALLY/RECOVERED LOCALLY	15
STOLEN LOCALLY/RECOVERED BY OTHERS	11
STOLEN OUT OF TOWN/RECOVERED LOCALLY	13

**GILPIN
COUNTY GRAND TOTALS
Value of Property
1986**

TYPE OF PROPERTY	STOLEN	RECOVERED
CURRENCY	\$ 7,803	\$ 25
JEWELRY	\$ 7,609	\$ 140
CLOTHING AND FURS	\$ 175	-
LOCALLY STOLEN MOTOR VEHICLES	\$ 40,400	\$ 38,200
OFFICE EQUIPMENT	\$ 1,734	\$ 1,584
TELEVISIONS, RADIOS, STEREOs, ETC.	\$ 11,524	\$ 2,320
FIREARMS	\$ 2,234	\$ 90
HOUSEHOLD GOODS	\$ 5,660	\$ 1,025
CONSUMABLE GOODS	\$ 2,079	-
LIVESTOCK	\$ 600	-
MISCELLANEOUS	\$ 30,429	\$ 3,812
TOTAL	\$ 110,247	\$ 47,196

Value of Property Stolen by Offense

OFFENSE	VALUE
CRIMINAL HOMICIDE	-
FORCIBLE RAPE	-
ROBBERY	-
BURGLARY	\$ 37,971
LARCENY	\$ 32,376
MOTOR VEHICLE THEFT	\$ 39,900
TOTAL	\$ 110,247

Stolen/Recovered Vehicles

STOLEN LOCALLY/RECOVERED LOCALLY	2
STOLEN LOCALLY/RECOVERED BY OTHERS	1
STOLEN OUT OF TOWN/RECOVERED LOCALLY	1

**GRAND
COUNTY GRAND TOTALS**
Value of Property
1986

TYPE OF PROPERTY	STOLEN	RECOVERED
CURRENCY	\$ 26,001	\$ 4,461
JEWELRY	\$ 37,353	\$ 391
CLOTHING AND FURS	\$ 14,271	\$ 1,173
LOCALLY STOLEN MOTOR VEHICLES	\$ 64,375	\$ 54,300
OFFICE EQUIPMENT	\$ 2,188	\$ 250
TELEVISIONS, RADIOS, STEREOS, ETC.	\$ 27,777	\$ 5,474
FIREARMS	\$ 4,514	\$ 2,930
HOUSEHOLD GOODS	\$ 18,222	\$ 3,118
CONSUMABLE GOODS	\$ 5,730	\$ 233
LIVESTOCK	\$ 30	\$ 10
MISCELLANEOUS	\$ 179,679	\$ 23,976
TOTAL	\$ 380,140	\$ 96,316

Value of Property Stolen by Offense

OFFENSE	VALUE
CRIMINAL HOMICIDE	-
FORCIBLE RAPE	-
ROBBERY	\$ 794
BURGLARY	\$ 134,555
LARCENY	\$ 186,701
MOTOR VEHICLE THEFT	\$ 58,090
TOTAL	\$ 380,140

Stolen/Recovered Vehicles

STOLEN LOCALLY/RECOVERED LOCALLY	12
STOLEN LOCALLY/RECOVERED BY OTHERS	1
STOLEN OUT OF TOWN/RECOVERED LOCALLY	2

**GUNNISON
COUNTY GRAND TOTALS**
Value of Property
1986

TYPE OF PROPERTY	STOLEN	RECOVERED
CURRENCY	\$ 19,380	\$ 9,639
JEWELRY	\$ 11,471	-
CLOTHING AND FURS	\$ 3,422	\$ 145
LOCALLY STOLEN MOTOR VEHICLES	\$ 124,350	\$ 106,950
OFFICE EQUIPMENT	\$ 655	\$ 70
TELEVISIONS, RADIOS, STEREOS, ETC.	\$ 28,096	\$ 5,614
FIREARMS	\$ 7,070	\$ 569
HOUSEHOLD GOODS	\$ 3,278	\$ 613
CONSUMABLE GOODS	\$ 1,096	\$ 247
LIVESTOCK	\$ 700	\$ 700
MISCELLANEOUS	\$ 112,936	\$ 19,936
TOTAL	\$ 312,454	\$ 144,483

Value of Property Stolen by Offense

OFFENSE	VALUE
CRIMINAL HOMICIDE	-
FORCIBLE RAPE	-
ROBBERY	\$ 2,670
BURGLARY	\$ 42,328
LARCENY	\$ 143,106
MOTOR VEHICLE THEFT	\$ 124,350
TOTAL	\$ 312,454

Stolen/Recovered Vehicles

STOLEN LOCALLY/RECOVERED LOCALLY	14
STOLEN LOCALLY/RECOVERED BY OTHERS	4
STOLEN OUT OF TOWN/RECOVERED LOCALLY	4

**HINSDALE
COUNTY GRAND TOTALS
Value of Property
1986**

TYPE OF PROPERTY	STOLEN	RECOVERED
CURRENCY	\$ 400	-
JEWELRY	-	-
CLOTHING AND FURS	\$ 30	-
LOCALLY STOLEN MOTOR VEHICLES	-	-
OFFICE EQUIPMENT	-	-
TELEVISIONS, RADIOS, STEREOs, ETC.	\$ 100	-
FIREARMS	\$ 200	-
HOUSEHOLD GOODS	\$ -	-
CONSUMABLE GOODS	\$ 54	-
LIVESTOCK	\$ 32	-
MISCELLANEOUS	\$ 7,253	-
TOTAL	\$ 8,069	-

Value of Property Stolen by Offense

OFFENSE	VALUE
CRIMINAL HOMICIDE	-
FORCIBLE RAPE	-
ROBBERY	-
BURGLARY	\$ 686
LARCENY	\$ 7,383
MOTOR VEHICLE THEFT	-
TOTAL	\$ 8,069

Stolen/Recovered Vehicles

STOLEN LOCALLY/RECOVERED LOCALLY	-
STOLEN LOCALLY/RECOVERED BY OTHERS	-
STOLEN OUT OF TOWN/RECOVERED LOCALLY	-

**HUERFANO
COUNTY GRAND TOTALS
Value of Property
1986**

TYPE OF PROPERTY	STOLEN	RECOVERED
CURRENCY	\$ 11,238	-
JEWELRY	\$ 2,525	-
CLOTHING AND FURS	\$ 860	\$ 70
LOCALLY STOLEN MOTOR VEHICLES	\$ 49,650	\$ 41,150
OFFICE EQUIPMENT	\$ 728	-
TELEVISIONS, RADIOS, STEREOs, ETC.	\$ 17,898	\$ 3,380
FIREARMS	\$ 5,060	-
HOUSEHOLD GOODS	\$ 7,247	\$ 30
CONSUMABLE GOODS	\$ 990	\$ 88
LIVESTOCK	\$ 2,500	-
MISCELLANEOUS	\$ 66,568	\$ 1,794
TOTAL	\$ 165,264	\$ 46,512

Value of Property Stolen by Offense

OFFENSE	VALUE
CRIMINAL HOMICIDE	-
FORCIBLE RAPE	-
ROBBERY	-
BURGLARY	\$ 47,626
LARCENY	\$ 67,898
MOTOR VEHICLE THEFT	\$ 49,740
TOTAL	\$ 165,264

Stolen/Recovered Vehicles

STOLEN LOCALLY/RECOVERED LOCALLY	6
STOLEN LOCALLY/RECOVERED BY OTHERS	3
STOLEN OUT OF TOWN/RECOVERED LOCALLY	3

**JACKSON
COUNTY GRAND TOTALS
Value of Property
1986**

TYPE OF PROPERTY	STOLEN	RECOVERED
CURRENCY	\$ 21,873	\$ 15,905
JEWELRY	\$ 13,850	\$ 13,850
CLOTHING AND FURS	\$ 675	\$ 275
LOCALLY STOLEN MOTOR VEHICLES	\$ 1,850	\$ 1,850
OFFICE EQUIPMENT	-	-
TELEVISIONS, RADIOS, STEREOS, ETC.	\$ 149	\$ 50
FIREARMS	\$ 1,152	-
HOUSEHOLD GOODS	\$ 100	\$ 50
CONSUMABLE GOODS	-	-
LIVESTOCK	\$ 6,700	-
MISCELLANEOUS	\$ 12,184	\$ 2,936
TOTAL	\$ 58,533	\$ 34,916

Value of Property Stolen by Offense

OFFENSE	VALUE
CRIMINAL HOMICIDE	-
FORCIBLE RAPE	-
ROBBERY	-
BURGLARY	\$ 23,439
LARCENY	\$ 33,244
MOTOR VEHICLE THEFT	\$ 1,850
TOTAL	\$ 58,533

Stolen/Recovered Vehicles

STOLEN LOCALLY/RECOVERED LOCALLY	1
STOLEN LOCALLY/RECOVERED BY OTHERS	1
STOLEN OUT OF TOWN/RECOVERED LOCALLY	-

**JEFFERSON
COUNTY GRAND TOTALS
Value of Property
1986**

TYPE OF PROPERTY	STOLEN	RECOVERED
CURRENCY	\$ 1,284,576	\$ 33,348
JEWELRY	\$ 2,314,939	\$ 205,624
CLOTHING AND FURS	\$ 492,582	\$ 87,364
LOCALLY STOLEN MOTOR VEHICLES	\$ 8,776,796	\$ 5,956,873
OFFICE EQUIPMENT	\$ 271,583	\$ 20,252
TELEVISIONS, RADIOS, STEREOS, ETC.	\$ 2,385,483	\$ 128,807
FIREARMS	\$ 297,232	\$ 25,950
HOUSEHOLD GOODS	\$ 346,640	\$ 14,184
CONSUMABLE GOODS	\$ 110,581	\$ 18,216
LIVESTOCK	\$ 13,191	\$ 5
MISCELLANEOUS	\$ 4,317,458	\$ 306,495
TOTAL	\$ 20,611,061	\$ 6,797,118

Value of Property Stolen by Offense

OFFENSE	VALUE
CRIMINAL HOMICIDE	-
FORCIBLE RAPE	\$ 153
ROBBERY	\$ 301,145
BURGLARY	\$ 7,211,526
LARCENY	\$ 4,751,417
MOTOR VEHICLE THEFT	\$ 8,346,820
TOTAL	\$ 20,611,061

Stolen/Recovered Vehicles

STOLEN LOCALLY/RECOVERED LOCALLY	420
STOLEN LOCALLY/RECOVERED BY OTHERS	590
STOLEN OUT OF TOWN/RECOVERED LOCALLY	233

**KIOWA
COUNTY GRAND TOTALS
Value of Property
1986**

TYPE OF PROPERTY	STOLEN	RECOVERED
CURRENCY	\$ 3,416	-
JEWELRY	-	-
CLOTHING AND FURS	-	-
LOCALLY STOLEN MOTOR VEHICLES	\$ 5,500	\$ 5,500
OFFICE EQUIPMENT	\$ 22	-
TELEVISIONS, RADIOS, STEREOs, ETC.	-	-
FIREARMS	-	-
HOUSEHOLD GOODS	-	-
CONSUMABLE GOODS	\$ 67	-
LIVESTOCK	-	-
MISCELLANEOUS	\$ 14,740	-
TOTAL	\$ 23,745	\$ 5,500

Value of Property Stolen by Offense

OFFENSE	VALUE
CRIMINAL HOMICIDE	-
FORCIBLE RAPE	-
ROBBERY	-
BURGLARY	\$ 11,195
LARCENY	\$ 7,050
MOTOR VEHICLE THEFT	\$ 5,500
TOTAL	\$ 23,745

Stolen/Recovered Vehicles

STOLEN LOCALLY/RECOVERED LOCALLY	1
STOLEN LOCALLY/RECOVERED BY OTHERS	1
STOLEN OUT OF TOWN/RECOVERED LOCALLY	-

**KIT CARSON
COUNTY GRAND TOTALS
Value of Property
1986**

TYPE OF PROPERTY	STOLEN	RECOVERED
CURRENCY	\$ 3,837	-
JEWELRY	\$ 1,530	-
CLOTHING AND FURS	\$ 840	\$ 200
LOCALLY STOLEN MOTOR VEHICLES	\$ 30,930	\$ 12,350
OFFICE EQUIPMENT	-	-
TELEVISIONS, RADIOS, STEREOs, ETC.	\$ 4,343	\$ 150
FIREARMS	\$ 2,385	-
HOUSEHOLD GOODS	\$ 300	-
CONSUMABLE GOODS	\$ 1,097	\$ 1,007
LIVESTOCK	\$ 8,748	-
MISCELLANEOUS	\$ 151,810	\$ 21,379
TOTAL	\$ 205,820	\$ 35,086

Value of Property Stolen by Offense

OFFENSE	VALUE
CRIMINAL HOMICIDE	-
FORCIBLE RAPE	-
ROBBERY	\$ 874
BURGLARY	\$ 10,093
LARCENY	\$ 145,953
MOTOR VEHICLE THEFT	\$ 48,900
TOTAL	\$ 205,820

Stolen/Recovered Vehicles

STOLEN LOCALLY/RECOVERED LOCALLY	3
STOLEN LOCALLY/RECOVERED BY OTHERS	5
STOLEN OUT OF TOWN/RECOVERED LOCALLY	9

**LAKE
COUNTY GRAND TOTALS
Value of Property
1986**

TYPE OF PROPERTY	STOLEN	RECOVERED
CURRENCY	\$ 5,909	\$ 25
JEWELRY	\$ 4,385	-
CLOTHING AND FURS	\$ 14,678	212
LOCALLY STOLEN MOTOR VEHICLES	\$ 27,700	\$ 21,000
OFFICE EQUIPMENT	-	-
TELEVISIONS, RADIOS, STEREOS, ETC.	\$ 8,503	\$ 410
FIREARMS	\$ 1,450	275
HOUSEHOLD GOODS	\$ 2,706	\$ 901
CONSUMABLE GOODS	\$ 240	\$ 41
LIVESTOCK	\$ 150	-
MISCELLANEOUS	\$ 77,859	\$ 32,905
TOTAL	\$ 143,580	\$ 55,769

Value of Property Stolen by Offense

OFFENSE	VALUE
CRIMINAL HOMICIDE	-
FORCIBLE RAPE	-
ROBBERY	-
BURGLARY	\$ 46,927
LARCENY	\$ 66,953
MOTOR VEHICLE THEFT	\$ 27,700
TOTAL	\$ 143,580

Stolen/Recovered Vehicles

STOLEN LOCALLY/RECOVERED LOCALLY	7
STOLEN LOCALLY/RECOVERED BY OTHERS	2
STOLEN OUT OF TOWN/RECOVERED LOCALLY	1

**LA PLATA
COUNTY GRAND TOTALS
Value of Property
1986**

TYPE OF PROPERTY	STOLEN	RECOVERED
CURRENCY	\$ 59,352	\$ 4,250
JEWELRY	\$ 115,982	\$ 10,181
CLOTHING AND FURS	\$ 14,731	\$ 610
LOCALLY STOLEN MOTOR VEHICLES	\$ 221,790	\$ 109,560
OFFICE EQUIPMENT	\$ 30,730	\$ 3,097
TELEVISIONS, RADIOS, STEREOS, ETC.	\$ 118,341	\$ 10,909
FIREARMS	\$ 17,267	\$ 3,009
HOUSEHOLD GOODS	\$ 29,801	\$ 4,669
CONSUMABLE GOODS	\$ 13,552	\$ 981
LIVESTOCK	\$ 454	-
MISCELLANEOUS	\$ 367,584	\$ 26,491
TOTAL	\$ 989,584	\$ 173,757

Value of Property Stolen by Offense

OFFENSE	VALUE
CRIMINAL HOMICIDE	-
FORCIBLE RAPE	-
ROBBERY	\$ 713
BURGLARY	\$ 184,333
LARCENY	\$ 567,398
MOTOR VEHICLE THEFT	\$ 237,140
TOTAL	\$ 989,584

Stolen/Recovered Vehicles

STOLEN LOCALLY/RECOVERED LOCALLY	18
STOLEN LOCALLY/RECOVERED BY OTHERS	11
STOLEN OUT OF TOWN/RECOVERED LOCALLY	7

**LARIMER
COUNTY GRAND TOTALS**

Value of Property
1986

TYPE OF PROPERTY	STOLEN	RECOVERED
CURRENCY	\$ 326,385	\$ 11,668
JEWELRY	\$ 266,087	\$ 14,260
CLOTHING AND FURS	\$ 62,694	\$ 9,392
LOCALLY STOLEN MOTOR VEHICLES	\$ 1,092,830	\$ 647,382
OFFICE EQUIPMENT	\$ 134,871	\$ 13,819
TELEVISIONS, RADIOS, STEREOS, ETC.	\$ 481,819	\$ 31,296
FIREARMS	\$ 55,642	\$ 6,456
HOUSEHOLD GOODS	\$ 184,169	\$ 5,839
CONSUMABLE GOODS	\$ 32,235	\$ 3,669
LIVESTOCK	\$ 6,150	-
MISCELLANEOUS	\$ 1,192,389	\$ 92,631
TOTAL	\$ 3,835,271	\$ 836,412

Value of Property Stolen by Offense

OFFENSE	VALUE
CRIMINAL HOMICIDE	-
FORCIBLE RAPE	-
ROBBERY	\$ 13,969
BURGLARY	\$ 1,276,492
LARCENY	\$ 1,581,594
MOTOR VEHICLE THEFT	\$ 963,216
TOTAL	\$ 3,835,271

Stolen/Recovered Vehicles

STOLEN LOCALLY/RECOVERED LOCALLY	145
STOLEN LOCALLY/RECOVERED BY OTHERS	56
STOLEN OUT OF TOWN/RECOVERED LOCALLY	8

**LAS ANIMAS
COUNTY GRAND TOTALS**

Value of Property
1986

TYPE OF PROPERTY	STOLEN	RECOVERED
CURRENCY	\$ 12,341	\$ 228
JEWELRY	\$ 26,189	\$ 515
CLOTHING AND FURS	\$ 8,012	\$ 458
LOCALLY STOLEN MOTOR VEHICLES	\$ 93,837	\$ 52,935
OFFICE EQUIPMENT	\$ 4,366	\$ 1,695
TELEVISIONS, RADIOS, STEREOS, ETC.	\$ 27,234	\$ 2,664
FIREARMS	\$ 5,954	\$ 150
HOUSEHOLD GOODS	\$ 2,910	\$ 40
CONSUMABLE GOODS	\$ 3,430	\$ 204
LIVESTOCK	\$ 2,351	\$ 2,000
MISCELLANEOUS	\$ 129,659	\$ 12,717
TOTAL	\$ 316,283	\$ 73,606

Value of Property Stolen by Offense

OFFENSE	VALUE
CRIMINAL HOMICIDE	-
FORCIBLE RAPE	\$ 40
ROBBERY	\$ 8,759
BURGLARY	\$ 139,654
LARCENY	\$ 83,370
MOTOR VEHICLE THEFT	\$ 84,460
TOTAL	\$ 316,283

Stolen/Recovered Vehicles

STOLEN LOCALLY/RECOVERED LOCALLY	10
STOLEN LOCALLY/RECOVERED BY OTHERS	7
STOLEN OUT OF TOWN/RECOVERED LOCALLY	-

**LINCOLN
COUNTY GRAND TOTALS
Value of Property
1986**

TYPE OF PROPERTY	STOLEN	RECOVERED
CURRENCY	\$ 26,782	\$ 25,424
JEWELRY	\$ 370	-
CLOTHING AND FURS	\$ 103	\$ 3
LOCALLY STOLEN MOTOR VEHICLES	\$ 32,500	\$ 29,500
OFFICE EQUIPMENT	\$ 2,657	-
TELEVISIONS, RADIOS, STEREOs, ETC.	\$ 1,350	\$ 510
FIREARMS	\$ 215	\$ 80
HOUSEHOLD GOODS	\$ 1,952	-
CONSUMABLE GOODS	\$ 272	\$ 60
LIVESTOCK	-	-
MISCELLANEOUS	\$ 25,629	\$ 3,646
TOTAL	\$ 91,830	\$ 59,223

Value of Property Stolen by Offense

OFFENSE	VALUE
CRIMINAL HOMICIDE	-
FORCIBLE RAPE	\$ 400
ROBBERY	\$ 317
BURGLARY	\$ 12,991
LARCENY	\$ 45,622
MOTOR VEHICLE THEFT	\$ 32,500
TOTAL	\$ 91,830

Stolen/Recovered Vehicles

STOLEN LOCALLY/RECOVERED LOCALLY	-
STOLEN LOCALLY/RECOVERED BY OTHERS	8
STOLEN OUT OF TOWN/RECOVERED LOCALLY	8

**LOGAN
COUNTY GRAND TOTALS
Value of Property
1986**

TYPE OF PROPERTY	STOLEN	RECOVERED
CURRENCY	\$ 16,840	\$ 1,444
JEWELRY	\$ 9,322	\$ 119
CLOTHING AND FURS	\$ 4,140	\$ 1,633
LOCALLY STOLEN MOTOR VEHICLES	\$ 100,543	\$ 98,243
OFFICE EQUIPMENT	\$ 14,539	\$ 5,726
TELEVISIONS, RADIOS, STEREOs, ETC.	\$ 34,926	\$ 9,692
FIREARMS	\$ 7,815	\$ 1,370
HOUSEHOLD GOODS	\$ 15,533	\$ 7,315
CONSUMABLE GOODS	\$ 2,486	\$ 119
LIVESTOCK	-	-
MISCELLANEOUS	\$ 93,306	\$ 18,867
TOTAL	\$ 299,450	\$ 144,528

Value of Property Stolen by Offense

OFFENSE	VALUE
CRIMINAL HOMICIDE	\$ 302
FORCIBLE RAPE	-
ROBBERY	\$ 2,067
BURGLARY	\$ 91,416
LARCENY	\$ 97,825
MOTOR VEHICLE THEFT	\$ 107,840
TOTAL	\$ 299,450

Stolen/Recovered Vehicles

STOLEN LOCALLY/RECOVERED LOCALLY	10
STOLEN LOCALLY/RECOVERED BY OTHERS	9
STOLEN OUT OF TOWN/RECOVERED LOCALLY	2

**MESA
COUNTY GRAND TOTALS
Value of Property
1986**

TYPE OF PROPERTY	STOLEN	RECOVERED
CURRENCY	\$ 164,068	\$ 5,507
JEWELRY	\$ 243,159	\$ 53,690
CLOTHING AND FURS	\$ 28,118	\$ 12,005
LOCALLY STOLEN MOTOR VEHICLES	\$ 701,151	\$ 533,309
OFFICE EQUIPMENT	\$ 21,962	\$ 1,835
TELEVISIONS, RADIOS, STEREOS, ETC.	\$ 239,653	\$ 10,735
FIREARMS	\$ 69,244	\$ 3,389
HOUSEHOLD GOODS	\$ 83,722	\$ 3,181
CONSUMABLE GOODS	\$ 23,283	\$ 11,766
LIVESTOCK	\$ 1,003	-
MISCELLANEOUS	\$ 596,931	\$ 63,617
TOTAL	\$ 2,172,294	\$ 699,034

Value of Property Stolen by Offense

OFFENSE	VALUE
CRIMINAL HOMICIDE	-
FORCIBLE RAPE	\$ 1,000
ROBBERY	\$ 13,407
BURGLARY	\$ 904,803
LARCENY	\$ 568,545
MOTOR VEHICLE THEFT	\$ 684,539
TOTAL	\$ 2,172,294

Stolen/Recovered Vehicles

STOLEN LOCALLY/RECOVERED LOCALLY	98
STOLEN LOCALLY/RECOVERED BY OTHERS	54
STOLEN OUT OF TOWN/RECOVERED LOCALLY	7

**MINERAL
COUNTY GRAND TOTALS
Value of Property
1986**

TYPE OF PROPERTY	STOLEN	RECOVERED
CURRENCY	\$ 1,287	\$ 280
JEWELRY	-	-
CLOTHING AND FURS	-	-
LOCALLY STOLEN MOTOR VEHICLES	\$ 10,335	\$ 10,335
OFFICE EQUIPMENT	\$ 236	-
TELEVISIONS, RADIOS, STEREOS, ETC.	\$ 715	\$ 90
FIREARMS	\$ 125	-
HOUSEHOLD GOODS	-	-
CONSUMABLE GOODS	-	-
LIVESTOCK	-	-
MISCELLANEOUS	\$ 6,907	\$ 1,900
TOTAL	\$ 19,605	\$ 12,605

Value of Property Stolen by Offense

OFFENSE	VALUE
CRIMINAL HOMICIDE	-
FORCIBLE RAPE	-
ROBBERY	-
BURGLARY	\$ 2,798
LARCENY	\$ 6,472
MOTOR VEHICLE THEFT	\$ 10,335
TOTAL	\$ 19,605

Stolen/Recovered Vehicles

STOLEN LOCALLY/RECOVERED LOCALLY	1
STOLEN LOCALLY/RECOVERED BY OTHERS	-
STOLEN OUT OF TOWN/RECOVERED LOCALLY	-

**MOFFAT
COUNTY GRAND TOTALS
Value of Property
1986**

TYPE OF PROPERTY	STOLEN	RECOVERED
CURRENCY	\$ 17,532	\$ 3,279
JEWELRY	\$ 22,130	\$ 505
CLOTHING AND FURS	\$ 1,916	\$ 114
LOCALLY STOLEN MOTOR VEHICLES	\$ 142,840	\$ 127,225
OFFICE EQUIPMENT	\$ 300	-
TELEVISIONS, RADIOS, STEREOs, ETC.	\$ 8,750	\$ 1,533
FIREARMS	\$ 10,506	\$ 3,226
HOUSEHOLD GOODS	\$ 18,653	\$ 5
CONSUMABLE GOODS	\$ 2,636	\$ 780
LIVESTOCK	\$ 4,425	-
MISCELLANEOUS	\$ 79,895	\$ 17,219
TOTAL	\$ 309,583	\$ 153,886

Value of Property Stolen by Offense

OFFENSE	VALUE
CRIMINAL HOMICIDE	-
FORCIBLE RAPE	-
ROBBERY	-
BURGLARY	\$ 68,545
LARCENY	\$ 83,879
MOTOR VEHICLE THEFT	\$ 157,159
TOTAL	\$ 309,583

Stolen/Recovered Vehicles

STOLEN LOCALLY/RECOVERED LOCALLY	13
STOLEN LOCALLY/RECOVERED BY OTHERS	5
STOLEN OUT OF TOWN/RECOVERED LOCALLY	-

**MONTEZUMA
COUNTY GRAND TOTALS
Value of Property
1986**

TYPE OF PROPERTY	STOLEN	RECOVERED
CURRENCY	\$ 40,917	\$ 767
JEWELRY	\$ 22,484	\$ 1,014
CLOTHING AND FURS	\$ 2,832	\$ 593
LOCALLY STOLEN MOTOR VEHICLES	\$ 161,242	\$ 137,054
OFFICE EQUIPMENT	-	-
TELEVISIONS, RADIOS, STEREOs, ETC.	\$ 18,842	\$ 2,883
FIREARMS	\$ 20,122	\$ 10,814
HOUSEHOLD GOODS	\$ 16,845	\$ 5,160
CONSUMABLE GOODS	\$ 8,265	\$ 860
LIVESTOCK	\$ 1,600	-
MISCELLANEOUS	\$ 126,882	\$ 13,356
TOTAL	\$ 420,031	\$ 172,501

Value of Property Stolen by Offense

OFFENSE	VALUE
CRIMINAL HOMICIDE	-
FORCIBLE RAPE	-
ROBBERY	\$ 3,068
BURGLARY	\$ 84,813
LARCENY	\$ 168,308
MOTOR VEHICLE THEFT	\$ 163,842
TOTAL	\$ 420,031

Stolen/Recovered Vehicles

STOLEN LOCALLY/RECOVERED LOCALLY	29
STOLEN LOCALLY/RECOVERED BY OTHERS	7
STOLEN OUT OF TOWN/RECOVERED LOCALLY	1

**MONTROSE
COUNTY GRAND TOTALS**

Value of Property
1986

TYPE OF PROPERTY	STOLEN	RECOVERED
CURRENCY	\$ 36,492	\$ 11,063
JEWELRY	\$ 60,110	\$ 10,840
CLOTHING AND FURS	\$ 3,341	\$ 637
LOCALLY STOLEN MOTOR VEHICLES	\$ 157,813	\$ 159,581
OFFICE EQUIPMENT	\$ 225	\$ 225
TELEVISIONS, RADIOS, STEREOS, ETC.	\$ 24,588	\$ 7,377
FIREARMS	\$ 10,808	\$ 1,693
HOUSEHOLD GOODS	\$ 6,182	\$ 2,007
CONSUMABLE GOODS	\$ 5,268	\$ 633
LIVESTOCK	\$ 565	\$ 450
MISCELLANEOUS	\$ 204,754	\$ 51,037
TOTAL	\$ 510,146	\$ 245,543

Value of Property Stolen by Offense

OFFENSE	VALUE
CRIMINAL HOMICIDE	-
FORCIBLE RAPE	-
ROBBERY	\$ 20
BURGLARY	\$ 113,955
LARCENY	\$ 240,408
MOTOR VEHICLE THEFT	\$ 155,763
TOTAL	\$ 510,146

Stolen/Recovered Vehicles

STOLEN LOCALLY/RECOVERED LOCALLY	24
STOLEN LOCALLY/RECOVERED BY OTHERS	18
STOLEN OUT OF TOWN/RECOVERED LOCALLY	8

**MORGAN
COUNTY GRAND TOTALS**

Value of Property
1986

TYPE OF PROPERTY	STOLEN	RECOVERED
CURRENCY	\$ 35,248	\$ 3,018
JEWELRY	\$ 25,034	\$ 4,273
CLOTHING AND FURS	\$ 1,969	\$ 351
LOCALLY STOLEN MOTOR VEHICLES	\$ 89,585	\$ 69,360
OFFICE EQUIPMENT	\$ 5,105	-
TELEVISIONS, RADIOS, STEREOS, ETC.	\$ 36,937	\$ 3,155
FIREARMS	\$ 6,580	\$ 225
HOUSEHOLD GOODS	\$ 4,755	\$ 320
CONSUMABLE GOODS	\$ 2,824	\$ 458
LIVESTOCK	\$ 7,980	-
MISCELLANEOUS	\$ 105,343	\$ 18,455
TOTAL	\$ 321,360	\$ 99,615

Value of Property Stolen by Offense

OFFENSE	VALUE
CRIMINAL HOMICIDE	-
FORCIBLE RAPE	-
ROBBERY	\$ 647
BURGLARY	\$ 74,736
LARCENY	\$ 147,943
MOTOR VEHICLE THEFT	\$ 98,034
TOTAL	\$ 321,360

Stolen/Recovered Vehicles

STOLEN LOCALLY/RECOVERED LOCALLY	15
STOLEN LOCALLY/RECOVERED BY OTHERS	10
STOLEN OUT OF TOWN/RECOVERED LOCALLY	10

**OTERO
COUNTY GRAND TOTALS
Value of Property
1986**

TYPE OF PROPERTY	STOLEN	RECOVERED
CURRENCY	\$ 16,946	\$ 1,950
JEWELRY	\$ 23,476	\$ 2,957
CLOTHING AND FURS	\$ 4,135	\$ 215
LOCALLY STOLEN MOTOR VEHICLES	\$ 129,445	\$ 70,525
OFFICE EQUIPMENT	\$ 6,642	\$ 185
TELEVISIONS, RADIOS, STEREOS, ETC.	\$ 30,535	\$ 2,215
FIREARMS	\$ 9,736	\$ 2,482
HOUSEHOLD GOODS	\$ 5,583	\$ 84
CONSUMABLE GOODS	\$ 5,595	\$ 940
LIVESTOCK	\$ 9,200	\$ 125
MISCELLANEOUS	\$ 125,031	\$ 8,259
TOTAL	\$ 366,324	\$ 89,577

Value of Property Stolen by Offense

OFFENSE	VALUE
CRIMINAL HOMICIDE	-
FORCIBLE RAPE	-
ROBBERY	\$ 1,165
BURGLARY	\$ 174,625
LARCENY	\$ 146,049
MOTOR VEHICLE THEFT	\$ 44,485
TOTAL	\$ 366,324

Stolen/Recovered Vehicles

STOLEN LOCALLY/RECOVERED LOCALLY	17
STOLEN LOCALLY/RECOVERED BY OTHERS	10
STOLEN OUT OF TOWN/RECOVERED LOCALLY	1

**OURAY
COUNTY GRAND TOTALS
Value of Property
1986**

TYPE OF PROPERTY	STOLEN	RECOVERED
CURRENCY	\$ 20	-
JEWELRY	-	-
CLOTHING AND FURS	-	-
LOCALLY STOLEN MOTOR VEHICLES	-	-
OFFICE EQUIPMENT	-	-
TELEVISIONS, RADIOS, STEREOS, ETC.	\$ 300	-
FIREARMS	-	-
HOUSEHOLD GOODS	\$ 900	-
CONSUMABLE GOODS	\$ 3,000	-
LIVESTOCK	-	-
MISCELLANEOUS	\$ 4,740	\$ 500
TOTAL	\$ 8,960	\$ 500

Value of Property Stolen by Offense

OFFENSE	VALUE
CRIMINAL HOMICIDE	-
FORCIBLE RAPE	-
ROBBERY	-
BURGLARY	\$ 8,960
LARCENY	-
MOTOR VEHICLE THEFT	-
TOTAL	\$ 8,960

Stolen/Recovered Vehicles

STOLEN LOCALLY/RECOVERED LOCALLY	-
STOLEN LOCALLY/RECOVERED BY OTHERS	-
STOLEN OUT OF TOWN/RECOVERED LOCALLY	-

**PARK
COUNTY GRAND TOTALS
Value of Property
1986**

TYPE OF PROPERTY	STOLEN	RECOVERED
CURRENCY	\$ 6,931	\$ 15
JEWELRY	\$ 14,917	\$ 2,325
CLOTHING AND FURS	\$ 2,892	\$ 270
LOCALLY STOLEN MOTOR VEHICLES	\$ 25,685	\$ 12,195
OFFICE EQUIPMENT	\$ 295	-
TELEVISIONS, RADIOS, STEREOS, ETC.	\$ 28,275	\$ 1,590
FIREARMS	\$ 3,418	\$ 345
HOUSEHOLD GOODS	\$ 5,712	\$ 1,000
CONSUMABLE GOODS	\$ 1,831	\$ 74
LIVESTOCK	-	-
MISCELLANEOUS	\$ 89,245	\$ 6,098
TOTAL	\$ 179,201	\$ 23,912

Value of Property Stolen by Offense

OFFENSE	VALUE
CRIMINAL HOMICIDE	-
FORCIBLE RAPE	-
ROBBERY	\$ 500
BURGLARY	\$ 114,313
LARCENY	\$ 39,893
MOTOR VEHICLE THEFT	\$ 24,495
TOTAL	\$ 179,201

Stolen/Recovered Vehicles

STOLEN LOCALLY/RECOVERED LOCALLY	8
STOLEN LOCALLY/RECOVERED BY OTHERS	1
STOLEN OUT OF TOWN/RECOVERED LOCALLY	3

**PHILLIPS
COUNTY GRAND TOTALS
Value of Property
1986**

TYPE OF PROPERTY	STOLEN	RECOVERED
CURRENCY	\$ 440	-
JEWELRY	\$ 1,643	-
CLOTHING AND FURS	\$ 40	-
LOCALLY STOLEN MOTOR VEHICLES	\$ 6,799	\$ 1,150
OFFICE EQUIPMENT	\$ 125	\$ 125
TELEVISIONS, RADIOS, STEREOS, ETC.	\$ 1,250	\$ 275
FIREARMS	\$ 696	-
HOUSEHOLD GOODS	\$ 1,400	-
CONSUMABLE GOODS	-	-
LIVESTOCK	-	-
MISCELLANEOUS	\$ 38,908	\$ 120
TOTAL	\$ 51,301	\$ 1,670

Value of Property Stolen by Offense

OFFENSE	VALUE
CRIMINAL HOMICIDE	-
FORCIBLE RAPE	-
ROBBERY	-
BURGLARY	\$ 9,176
LARCENY	\$ 39,175
MOTOR VEHICLE THEFT	\$ 2,950
TOTAL	\$ 51,301

Stolen/Recovered Vehicles

STOLEN LOCALLY/RECOVERED LOCALLY	1
STOLEN LOCALLY/RECOVERED BY OTHERS	-
STOLEN OUT OF TOWN/RECOVERED LOCALLY	-

**PITKIN
COUNTY GRAND TOTALS
Value of Property
1986**

TYPE OF PROPERTY	STOLEN	RECOVERED
CURRENCY	\$ 98,240	\$ 5,457
JEWELRY	\$ 124,735	\$ 39,904
CLOTHING AND FURS	\$ 176,393	\$ 9,729
LOCALLY STOLEN MOTOR VEHICLES	\$ 196,133	\$ 119,094
OFFICE EQUIPMENT	\$ 1,550	\$ 60
TELEVISIONS, RADIOS, STEREOS, ETC.	\$ 58,032	\$ 15,900
FIREARMS	\$ 3,880	\$ 200
HOUSEHOLD GOODS	\$ 34,356	\$ 1,068
CONSUMABLE GOODS	\$ 3,002	\$ 284
LIVESTOCK	-	-
MISCELLANEOUS	\$ 245,067	\$ 20,315
TOTAL	\$ 941,388	\$ 212,011

Value of Property Stolen by Offense

OFFENSE	VALUE
CRIMINAL HOMICIDE	-
FORCIBLE RAPE	-
ROBBERY	\$ 1,425
BURGLARY	\$ 196,852
LARCENY	\$ 543,488
MOTOR VEHICLE THEFT	\$ 199,623
TOTAL	\$ 941,388

Stolen/Recovered Vehicles

STOLEN LOCALLY/RECOVERED LOCALLY	25
STOLEN LOCALLY/RECOVERED BY OTHERS	4
STOLEN OUT OF TOWN/RECOVERED LOCALLY	6

**PROWERS
COUNTY GRAND TOTALS
Value of Property
1986**

TYPE OF PROPERTY	STOLEN	RECOVERED
CURRENCY	\$ 14,001	\$ 1,213
JEWELRY	\$ 12,980	-
CLOTHING AND FURS	\$ 3,961	\$ 437
LOCALLY STOLEN MOTOR VEHICLES	\$ 32,550	\$ 23,950
OFFICE EQUIPMENT	\$ 150	-
TELEVISIONS, RADIOS, STEREOS, ETC.	\$ 45,672	\$ 2,454
FIREARMS	\$ 7,324	\$ 220
HOUSEHOLD GOODS	\$ 7,061	-
CONSUMABLE GOODS	\$ 3,001	\$ 789
LIVESTOCK	\$ 805	\$ 60
MISCELLANEOUS	\$ 107,484	\$ 5,477
TOTAL	\$ 234,989	\$ 34,600

Value of Property Stolen by Offense

OFFENSE	VALUE
CRIMINAL HOMICIDE	-
FORCIBLE RAPE	-
ROBBERY	-
BURGLARY	\$ 88,138
LARCENY	\$ 114,301
MOTOR VEHICLE THEFT	\$ 32,550
TOTAL	\$ 234,989

Stolen/Recovered Vehicles

STOLEN LOCALLY/RECOVERED LOCALLY	11
STOLEN LOCALLY/RECOVERED BY OTHERS	1
STOLEN OUT OF TOWN/RECOVERED LOCALLY	13

**PUEBLO
COUNTY GRAND TOTALS
Value of Property
1986**

**RIO BLANCO
COUNTY GRAND TOTALS
Value of Property
1986**

TYPE OF PROPERTY	STOLEN	RECOVERED
CURRENCY	\$ 256,508	\$ 22,183
JEWELRY	\$ 639,246	\$ 40,260
CLOTHING AND FURS	\$ 132,694	\$ 22,833
LOCALLY STOLEN MOTOR VEHICLES	\$ 943,527	\$ 689,090
OFFICE EQUIPMENT	\$ 83,049	\$ 47,250
TELEVISIONS, RADIOS, STEREOs, ETC.	\$ 587,101	\$ 52,926
FIREARMS	\$ 80,442	\$ 18,521
HOUSEHOLD GOODS	\$ 129,481	\$ 6,901
CONSUMABLE GOODS	\$ 49,749	\$ 8,746
LIVESTOCK	\$ 64,150	-
MISCELLANEOUS	\$ 845,069	\$ 78,718
TOTAL	\$ 3,811,016	\$ 987,428

TYPE OF PROPERTY	STOLEN	RECOVERED
CURRENCY	\$ 5,040	\$ 20
JEWELRY	\$ 8,493	\$ 343
CLOTHING AND FURS	\$ 2,230	-
LOCALLY STOLEN MOTOR VEHICLES	\$ 60,720	\$ 59,500
OFFICE EQUIPMENT	\$ 4,233	-
TELEVISIONS, RADIOS, STEREOs, ETC.	\$ 8,236	\$ 1,216
FIREARMS	\$ 4,199	\$ 1,095
HOUSEHOLD GOODS	\$ 4,543	\$ 1,121
CONSUMABLE GOODS	\$ 1,105	\$ 378
LIVESTOCK	\$ 1,490	-
MISCELLANEOUS	\$ 48,767	\$ 14,710
TOTAL	\$ 149,056	\$ 78,383

Value of Property Stolen by Offense

OFFENSE	VALUE
CRIMINAL HOMICIDE	-
FORCIBLE RAPE	\$ 1,744
ROBBERY	\$ 51,937
BURGLARY	\$ 1,756,898
LARCENY	\$ 1,120,069
MOTOR VEHICLE THEFT	\$ 880,368
TOTAL	\$ 3,811,016

Value of Property Stolen by Offense

OFFENSE	VALUE
CRIMINAL HOMICIDE	-
FORCIBLE RAPE	-
ROBBERY	-
BURGLARY	\$ 34,404
LARCENY	\$ 50,652
MOTOR VEHICLE THEFT	\$ 64,000
TOTAL	\$ 149,056

Stolen/Recovered Vehicles

STOLEN LOCALLY/RECOVERED LOCALLY	170
STOLEN LOCALLY/RECOVERED BY OTHERS	55
STOLEN OUT OF TOWN/RECOVERED LOCALLY	51

Stolen/Recovered Vehicles

STOLEN LOCALLY/RECOVERED LOCALLY	6
STOLEN LOCALLY/RECOVERED BY OTHERS	1
STOLEN OUT OF TOWN/RECOVERED LOCALLY	-

**RIO GRANDE
COUNTY GRAND TOTALS**
Value of Property
1986

**ROUTT
COUNTY GRAND TOTALS**
Value of Property
1986

TYPE OF PROPERTY	STOLEN	RECOVERED
CURRENCY	\$ 16,005	\$ 5,263
JEWELRY	\$ 2,533	\$ 412
CLOTHING AND FURS	\$ 1,446	\$ 631
LOCALLY STOLEN MOTOR VEHICLES	\$ 93,985	\$ 53,635
OFFICE EQUIPMENT	\$ 110	-
TELEVISIONS, RADIOS, STEREOS, ETC.	\$ 17,928	\$ 655
FIREARMS	\$ 3,751	\$ 1,300
HOUSEHOLD GOODS	\$ 2,997	\$ 590
CONSUMABLE GOODS	\$ 6,663	\$ 3,634
LIVESTOCK	\$ 76	-
MISCELLANEOUS	\$ 92,523	\$ 43,837
TOTAL	\$ 238,017	\$ 109,957

TYPE OF PROPERTY	STOLEN	RECOVERED
CURRENCY	\$ 15,581	\$ 320
JEWELRY	\$ 14,859	\$ 1,050
CLOTHING AND FURS	\$ 12,909	\$ 4,946
LOCALLY STOLEN MOTOR VEHICLES	\$ 41,318	\$ 30,510
OFFICE EQUIPMENT	\$ 1,028	-
TELEVISIONS, RADIOS, STEREOS, ETC.	\$ 44,945	\$ 1,742
FIREARMS	\$ 8,208	\$ 175
HOUSEHOLD GOODS	\$ 8,874	\$ 496
CONSUMABLE GOODS	\$ 441	\$ 54
LIVESTOCK	\$ 650	-
MISCELLANEOUS	\$ 196,041	\$ 40,273
TOTAL	\$ 344,854	\$ 79,566

Value of Property Stolen by Offense

OFFENSE	VALUE
CRIMINAL HOMICIDE	-
FORCIBLE RAPE	-
ROBBERY	\$ 1,828
BURGLARY	\$ 63,331
LARCENY	\$ 75,023
MOTOR VEHICLE THEFT	\$ 97,835
TOTAL	\$ 238,017

Value of Property Stolen by Offense

OFFENSE	VALUE
CRIMINAL HOMICIDE	-
FORCIBLE RAPE	-
ROBBERY	-
BURGLARY	\$ 75,256
LARCENY	\$ 233,840
MOTOR VEHICLE THEFT	\$ 35,758
TOTAL	\$ 344,854

Stolen/Recovered Vehicles

STOLEN LOCALLY/RECOVERED LOCALLY	12
STOLEN LOCALLY/RECOVERED BY OTHERS	7
STOLEN OUT OF TOWN/RECOVERED LOCALLY	-

Stolen/Recovered Vehicles

STOLEN LOCALLY/RECOVERED LOCALLY	16
STOLEN LOCALLY/RECOVERED BY OTHERS	1
STOLEN OUT OF TOWN/RECOVERED LOCALLY	-

**SAGUACHE
COUNTY GRAND TOTALS
Value of Property
1986**

TYPE OF PROPERTY	STOLEN	RECOVERED
CURRENCY	\$ 1,884	\$ 100
JEWELRY	\$ 1,500	-
CLOTHING AND FURS	\$ 1,585	\$ 85
LOCALLY STOLEN MOTOR VEHICLES	\$ 36,850	\$ 32,000
OFFICE EQUIPMENT	\$ 100	\$ 100
TELEVISIONS, RADIOS, STEREOS, ETC.	\$ 4,219	\$ 2,244
FIREARMS	\$ 1,340	-
HOUSEHOLD GOODS	\$ 22,481	\$ 1,600
CONSUMABLE GOODS	\$ 331	\$ 169
LIVESTOCK	\$ 2,850	-
MISCELLANEOUS	\$ 25,200	\$ 700
TOTAL	\$ 98,340	\$ 36,998

Value of Property Stolen by Offense

OFFENSE	VALUE
CRIMINAL HOMICIDE	-
FORCIBLE RAPE	-
ROBBERY	\$ 100
BURGLARY	\$ 27,282
LARCENY	\$ 34,108
MOTOR VEHICLE THEFT	\$ 36,850
TOTAL	\$ 98,340

Stolen/Recovered Vehicles

STOLEN LOCALLY/RECOVERED LOCALLY	9
STOLEN LOCALLY/RECOVERED BY OTHERS	2
STOLEN OUT OF TOWN/RECOVERED LOCALLY	-

**SAN JUAN
COUNTY GRAND TOTALS
Value of Property
1986**

TYPE OF PROPERTY	STOLEN	RECOVERED
CURRENCY	\$ 3,158	-
JEWELRY	\$ 7,829	-
CLOTHING AND FURS	\$ 140	\$ 140
LOCALLY STOLEN MOTOR VEHICLES	\$ 4,450	\$ 4,450
OFFICE EQUIPMENT	\$ 50	-
TELEVISIONS, RADIOS, STEREOS, ETC.	\$ 3,165	-
FIREARMS	\$ 450	-
HOUSEHOLD GOODS	\$ 402	-
CONSUMABLE GOODS	\$ 150	\$ 8
LIVESTOCK	-	-
MISCELLANEOUS	\$ 10,766	\$ 4,117
TOTAL	\$ 30,560	\$ 8,715

Value of Property Stolen by Offense

OFFENSE	VALUE
CRIMINAL HOMICIDE	-
FORCIBLE RAPE	-
ROBBERY	-
BURGLARY	\$ 16,539
LARCENY	\$ 9,571
MOTOR VEHICLE THEFT	\$ 4,450
TOTAL	\$ 30,560

Stolen/Recovered Vehicles

STOLEN LOCALLY/RECOVERED LOCALLY	3
STOLEN LOCALLY/RECOVERED BY OTHERS	1
STOLEN OUT OF TOWN/RECOVERED LOCALLY	1

**SAN MIGUEL
COUNTY GRAND TOTALS
Value of Property
1986**

TYPE OF PROPERTY	STOLEN	RECOVERED
CURRENCY	\$ 5,975	\$ 100
JEWELRY	-	-
CLOTHING AND FURS	\$ 20	-
LOCALLY STOLEN MOTOR VEHICLES	\$ 2,000	-
OFFICE EQUIPMENT	-	-
TELEVISIONS, RADIOS, STEREOS, ETC.	\$ 5,190	\$ 150
FIREARMS	\$ 695	\$ 470
HOUSEHOLD GOODS	\$ 2,179	\$ 300
CONSUMABLE GOODS	\$ 572	\$ 2
LIVESTOCK	\$ 1,420	\$ 800
MISCELLANEOUS	\$ 21,027	\$ 2,799
TOTAL	\$ 39,078	\$ 4,621

Value of Property Stolen by Offense

OFFENSE	VALUE
CRIMINAL HOMICIDE	-
FORCIBLE RAPE	-
ROBBERY	-
BURGLARY	\$ 7,600
LARCENY	\$ 29,478
MOTOR VEHICLE THEFT	\$ 2,000
TOTAL	\$ 39,078

Stolen/Recovered Vehicles

STOLEN LOCALLY/RECOVERED LOCALLY	-
STOLEN LOCALLY/RECOVERED BY OTHERS	-
STOLEN OUT OF TOWN/RECOVERED LOCALLY	-

**SEDGWICK
COUNTY GRAND TOTALS
Value of Property
1986**

TYPE OF PROPERTY	STOLEN	RECOVERED
CURRENCY	\$ 4,000	-
JEWELRY	-	-
CLOTHING AND FURS	\$ 457	-
LOCALLY STOLEN MOTOR VEHICLES	\$ 2,300	\$ 2,300
OFFICE EQUIPMENT	-	-
TELEVISIONS, RADIOS, STEREOS, ETC.	\$ 991	\$ 250
FIREARMS	\$ 100	-
HOUSEHOLD GOODS	\$ 50	-
CONSUMABLE GOODS	\$ 1,857	\$ 50
LIVESTOCK	-	-
MISCELLANEOUS	\$ 5,217	\$ 10
TOTAL	\$ 14,972	\$ 2,610

Value of Property Stolen by Offense

OFFENSE	VALUE
CRIMINAL HOMICIDE	-
FORCIBLE RAPE	-
ROBBERY	-
BURGLARY	\$ 2,969
LARCENY	\$ 9,703
MOTOR VEHICLE THEFT	\$ 2,300
TOTAL	\$ 14,972

Stolen/Recovered Vehicles

STOLEN LOCALLY/RECOVERED LOCALLY	2
STOLEN LOCALLY/RECOVERED BY OTHERS	-
STOLEN OUT OF TOWN/RECOVERED LOCALLY	4

**SUMMIT
COUNTY GRAND TOTALS**
Value of Property
1986

TYPE OF PROPERTY	STOLEN	RECOVERED
CURRENCY	\$ 76,156	\$ 4,226
JEWELRY	\$ 63,149	\$ 4,625
CLOTHING AND FURS	\$ 27,670	\$ 2,861
LOCALLY STOLEN MOTOR VEHICLES	\$ 237,116	\$ 203,558
OFFICE EQUIPMENT	\$ 305,920	\$ 625
TELEVISIONS, RADIOS, STEREOS, ETC.	\$ 87,167	\$ 5,285
FIREARMS	\$ 4,483	-
HOUSEHOLD GOODS	\$ 61,249	\$ 336
CONSUMABLE GOODS	\$ 3,686	\$ 430
LIVESTOCK	\$ 110	\$ 60
MISCELLANEOUS	\$ 574,936	\$ 54,187
TOTAL	\$ 1,441,642	\$ 276,193

Value of Property Stolen by Offense

OFFENSE	VALUE
CRIMINAL HOMICIDE	-
FORCIBLE RAPE	-
ROBBERY	\$ 759
BURGLARY	\$ 456,343
LARCENY	\$ 754,608
MOTOR VEHICLE THEFT	\$ 229,932
TOTAL	\$ 1,441,642

Stolen/Recovered Vehicles

STOLEN LOCALLY/RECOVERED LOCALLY	20
STOLEN LOCALLY/RECOVERED BY OTHERS	12
STOLEN OUT OF TOWN/RECOVERED LOCALLY	8

**TELLER
COUNTY GRAND TOTALS**
Value of Property
1986

TYPE OF PROPERTY	STOLEN	RECOVERED
CURRENCY	\$ 24,195	\$ 1,561
JEWELRY	\$ 1,031,800	\$ 13,600
CLOTHING AND FURS	\$ 4,629	\$ 54
LOCALLY STOLEN MOTOR VEHICLES	\$ 51,514	\$ 32,375
OFFICE EQUIPMENT	\$ 9,565	\$ 637
TELEVISIONS, RADIOS, STEREOS, ETC.	\$ 34,651	\$ 3,473
FIREARMS	\$ 12,348	\$ 3,856
HOUSEHOLD GOODS	\$ 25,472	-
CONSUMABLE GOODS	\$ 2,275	\$ 64
LIVESTOCK	-	-
MISCELLANEOUS	\$ 87,243	\$ 10,397
TOTAL	\$ 1,283,692	\$ 66,017

Value of Property Stolen by Offense

OFFENSE	VALUE
CRIMINAL HOMICIDE	-
FORCIBLE RAPE	-
ROBBERY	\$ 141
BURGLARY	\$ 1,172,900
LARCENY	\$ 70,854
MOTOR VEHICLE THEFT	\$ 39,797
TOTAL	\$ 1,283,692

Stolen/Recovered Vehicles

STOLEN LOCALLY/RECOVERED LOCALLY	8
STOLEN LOCALLY/RECOVERED BY OTHERS	4
STOLEN OUT OF TOWN/RECOVERED LOCALLY	3

**WASHINGTON
COUNTY GRAND TOTALS
Value of Property
1986**

TYPE OF PROPERTY	STOLEN	RECOVERED
CURRENCY	\$ 7,385	\$ 602
JEWELRY	\$ 7	-
CLOTHING AND FURS	\$ 534	\$ 50
LOCALLY STOLEN MOTOR VEHICLES	\$ 17,141	\$ 16,041
OFFICE EQUIPMENT	\$ 900	-
TELEVISIONS, RADIOS, STEREOS, ETC.	\$ 5,096	-
FIREARMS	\$ 1,285	\$ 175
HOUSEHOLD GOODS	\$ 1,730	\$ 10
CONSUMABLE GOODS	\$ 87	-
LIVESTOCK	\$ 10,010	-
MISCELLANEOUS	\$ 40,822	\$ 10,862
TOTAL	\$ 84,997	\$ 27,740

Value of Property Stolen by Offense

OFFENSE	VALUE
CRIMINAL HOMICIDE	-
FORCIBLE RAPE	-
ROBBERY	-
BURGLARY	\$ 21,548
LARCENY	\$ 46,308
MOTOR VEHICLE THEFT	\$ 17,141
TOTAL	\$ 84,997

Stolen/Recovered Vehicles

STOLEN LOCALLY/RECOVERED LOCALLY	5
STOLEN LOCALLY/RECOVERED BY OTHERS	1
STOLEN OUT OF TOWN/RECOVERED LOCALLY	-

**WELD
COUNTY GRAND TOTALS
Value of Property
1986**

TYPE OF PROPERTY	STOLEN	RECOVERED
CURRENCY	\$ 202,911	\$ 7,609
JEWELRY	\$ 356,391	\$ 49,667
CLOTHING AND FURS	\$ 95,848	\$ 19,284
LOCALLY STOLEN MOTOR VEHICLES	\$ 1,486,035	\$ 958,891
OFFICE EQUIPMENT	\$ 103,447	\$ 23,184
TELEVISIONS, RADIOS, STEREOS, ETC.	\$ 734,445	\$ 102,941
FIREARMS	\$ 109,470	\$ 14,679
HOUSEHOLD GOODS	\$ 148,307	\$ 17,327
CONSUMABLE GOODS	\$ 125,658	\$ 65,520
LIVESTOCK	\$ 49,247	\$ 8,805
MISCELLANEOUS	\$ 1,497,811	\$ 200,898
TOTAL	\$ 4,909,570	\$ 1,468,805

Value of Property Stolen by Offense

OFFENSE	VALUE
CRIMINAL HOMICIDE	\$ 773
FORCIBLE RAPE	\$ 110
ROBBERY	\$ 27,053
BURGLARY	\$ 1,922,717
LARCENY	\$ 1,535,708
MOTOR VEHICLE THEFT	\$ 1,423,209
TOTAL	\$ 4,909,570

Stolen/Recovered Vehicles

STOLEN LOCALLY/RECOVERED LOCALLY	139
STOLEN LOCALLY/RECOVERED BY OTHERS	68
STOLEN OUT OF TOWN/RECOVERED LOCALLY	20

**YUMA
COUNTY GRAND TOTALS**
Value of Property
1986

TYPE OF PROPERTY	STOLEN	RECOVERED
CURRENCY	\$ 125	\$ 15
JEWELRY	\$ 983	-
CLOTHING AND FURS	-	-
LOCALLY STOLEN MOTOR VEHICLES	\$ 12,500	\$ 12,000
OFFICE EQUIPMENT	-	-
TELEVISIONS, RADIOS, STEREOs, ETC.	\$ 1,418	-
FIREARMS	\$ 3,745	\$ 2,087
HOUSEHOLD GOODS	\$ 3,960	-
CONSUMABLE GOODS	\$ 959	\$ 205
LIVESTOCK	-	-
MISCELLANEOUS	\$ 25,928	\$ 8,563
TOTAL	\$ 49,618	\$ 22,870

Value of Property Stolen by Offense

OFFENSE	VALUE
CRIMINAL HOMICIDE	-
FORCIBLE RAPE	-
ROBBERY	-
BURGLARY	\$ 17,847
LARCENY	\$ 19,271
MOTOR VEHICLE THEFT	\$ 12,500
TOTAL	\$ 49,618

Stolen/Recovered Vehicles

STOLEN LOCALLY/RECOVERED LOCALLY	1
STOLEN LOCALLY/RECOVERED BY OTHERS	2
STOLEN OUT OF TOWN/RECOVERED LOCALLY	-

**COLORADO STATE PATROL
GRAND TOTALS**
Value of Property
1986

TYPE OF PROPERTY	STOLEN	RECOVERED
CURRENCY	-	-
JEWELRY	-	-
CLOTHING AND FURS	\$ 5,400	\$ 4,000
LOCALLY STOLEN MOTOR VEHICLES	\$ 1,293,349	\$ 515,270
OFFICE EQUIPMENT	-	-
TELEVISIONS, RADIOS, STEREOs, ETC.	\$ 150	-
FIREARMS	\$ 300	\$ 300
HOUSEHOLD GOODS	\$ 120	-
CONSUMABLE GOODS	-	-
LIVESTOCK	\$ 90	-
MISCELLANEOUS	\$ 8,700	\$ 808
TOTAL	\$ 1,308,109	\$ 520,378

Value of Property Stolen by Offense

OFFENSE	VALUE
CRIMINAL HOMICIDE	-
FORCIBLE RAPE	-
ROBBERY	-
BURGLARY	-
LARCENY	-
MOTOR VEHICLE THEFT	\$ 1,308,109
TOTAL	\$ 1,308,109

Stolen/Recovered Vehicles

STOLEN LOCALLY/RECOVERED LOCALLY	203
STOLEN LOCALLY/RECOVERED BY OTHERS	20
STOLEN OUT OF TOWN/RECOVERED LOCALLY	438

1986 COLORADO ARSON REPORTED
(Includes Attempts)

CLASSIFICATION OF OFFENSE	REPORTED	UNFOUNDED	ACTUAL	CLEARED	JUVENILE CLEARANCES	UNINHABITED	VALUE OF LOSS
A) SINGLE FAMILY DWELLING	450	13	437	96	35	43	3,310,166
B) MULTI FAMILY DWELLING	137	2	135	32	10	2	1,572,423
C) STORAGE	126	1	125	26	13	11	1,887,192
D) INDUSTRIAL/MANUFACTURING	12	1	11	2	1	0	304,753
E) OTHER COMMERCIAL	148	1	147	21	5	11	3,980,904
F) COMMUNITY/PUBLIC	125	0	125	57	27	7	162,490
G) ALL OTHER STRUCTURE	50	3	47	4	0	6	376,974
TOTAL STRUCTURE	1,048	21	1,027	238	91	80	11,594,902
H) MOTOR VEHICLES	408	11	397	59	19	0	742,201
I) OTHER MOBILE PROPERTY	29	2	27	4	3	0	111,452
TOTAL MOBILE	437	13	424	63	22	0	853,653
J) TOTAL OTHER PROPERTY TYPES	479	13	466	141	80	1	286,928
GRAND TOTAL ALL ARSON	1,964	47	1,917	442	193	81	\$12,735,483

In 1986 the number of arsons increased 2.8% over 1985.

The average dollar loss per arson in 1986 was \$6,485. This is a 17.6% decrease over last year.

COLORADO ARREST DATA

Submitting agencies are required to report monthly the number of arrests made for offenses committed within their jurisdictional limits.

There is no direct correlation between persons arrested, the number of offenses reported or the number of offenses cleared. Several persons could be arrested for the same offense or the arrest of one person may clear several offenses. A person is counted only once each time arrested. Therefore, if a person is arrested but wanted for several crimes within the same jurisdiction, he or she would be scored only once for the most serious crime in accordance with the hierarchy rule. The same process is applicable whether the arrestee is adult or juvenile.

Volume and Rate

Reported arrests in Colorado totaled 241,673 for Part I and Part II crimes in 1986. This represents a .4% increase over 1985. There were 7,332 arrests per 100,000 persons in 1986 as compared with 7,404 per 100,000 persons in 1985. Part I arrests accounted for 26.7% of the total arrests. Of those Part I offenses, Larceny-Theft comprised the greater portion with 49.6%. The greatest percentage of Part II arrests were for All Other Offenses (except traffic), 39.4%, followed by Driving Under the Influence, 19.3%. During 1986, arrests for violent crimes (Murder, Forcible Rape, Robbery and Aggravated Assault) accounted for 10.2% of all Part I arrests and 2.7% of the total arrests.

Arrests by Age

The number of persons under the age of 18 (Juveniles) arrested during 1986 increased 3.0% over 1985. Arrests of juveniles for Part I crimes decreased 3.9% compared to 1985. The number of persons over the age of 18 (Adult) arrested during 1986 decreased .2% from 1985. Arrests of adults for Part I crimes increased 4.4% compared to 1985.

Arrest by Sex

Of the 241,673 total arrests in 1986, the greatest percentage of arrests were male, 79.7%, up .3% from 1985. Females accounted for the remaining 20.3% of the 1986 arrests.

	1985	1986	Change
1. Percentage of Adult Male from total arrests	66.5%	66.2%	- .5%
Percentage of Adult Female from total arrests	15.1%	14.8%	- 2.0%
Percentage of Juvenile Male from total arrests	13.1%	13.5%	+ 3.1%
Percentage of Juvenile Female from total arrests	5.4%	5.5%	+ 1.9%

2. Trend Comparison of Arrests* for Violent Crimes**

	1985	1986	Percent Change
Murder	163	201	+23.3%
Forcible Rape	433	431	- .5%
Robbery	1,030	1,071	+ 4.0%
Aggravated Assault	4,339	4,856	+11.9%

*Includes both Adult and Juvenile arrests.

**As defined by the FBI.

COLORADO STATEWIDE ARRESTS TRENDS
INDEX CRIME
Number - Rate
1986-1985

INDEX OFFENSES	YEAR	NUMBER OF ARRESTS	PERCENT CHANGE	RATE PER 100,000 INHABITANTS	PERCENT CHANGE
CRIMINAL HOMICIDE*	1985	163	+23.3%	5.0	+22.0%
	1986	201		6.1	
FORCIBLE RAPE	1985	433	- .5%	13.3	- 1.5%
	1986	431		13.1	
ROBBERY	1985	1,030	+ 4.0%	31.7	+ 2.5%
	1986	1,071		32.5	
ASSAULT**	1985	4,339	+11.9%	133.5	+10.3%
	1986	4,856		147.3	
BURGLARY	1985	5,962	- 6.6%	183.4	- 7.9%
	1986	5,569		169.0	
LARCENY-THEFT	1985	32,727	- 2.3%	1,006.7	- 3.6%
	1986	31,986		970.5	
AUTO THEFT	1985	2,318	+ 9.3%	71.3	+ 7.9%
	1986	2,533		76.9	
TOTAL	1985	46,972	- .7%	1,444.8	- 2.0%
	1986	46,647		1,415.3	

* Excludes Manslaughter by Negligence

** Excludes Simple Assault

1985 Estimated Population 3,251,406 - Crime Index Value 32.51

1986 Estimated Population 3,296,054 - Crime Index Value 32.96

COLORADO ARREST STATISTICS
STATEWIDE GRAND TOTALS
 Juvenile (Under 18)

OFFENSE	MALE		FEMALE	
	1985	1986	1985	1986
MURDER NON-NEG MANSLAUGHTER	13	14	4	2
MANSLAUGHTER BY NEGLIGENCE	4	4	1	—
FORCIBLE RAPE	69	95	4	1
ROBBERY	218	227	36	35
AGGRAVATED ASSAULT	693	721	102	110
BURGLARY	2,630	2,136	229	258
LARCENY-THEFT	8,359	8,154	4,145	3,748
MOTOR VEHICLE THEFT	981	1,097	198	216
OTHER ASSAULTS	1,407	1,430	515	592
ARSON	209	237	31	36
FORGERY AND COUNTERFEITING	123	130	55	59
FRAUD	131	145	41	79
EMBEZZLEMENT	6	21	15	12
STOLEN PROPERTY	184	158	12	21
VANDALISM	2,109	2,129	282	260
WEAPONS-CARRYING	669	684	25	41
PROSTITUTION-COM. VICE	5	20	43	43
SEX OFFENSES	413	439	54	34
DRUG ABUSE VIOLATIONS	874	793	215	192
GAMBLING	1	1	1	—
OFFENSES AGAINST FAMILY	11	12	11	7
DRIVING UNDER THE INFLUENCE	566	517	103	117
LIQUOR LAWS	1,458	1,814	630	741
DISORDERLY CONDUCT	1,448	1,531	565	626
VAGRANCY	22	35	6	8
ALL OTHER-NON TRAFFIC	4,899	5,619	1,556	1,929
CURFEW AND LOITERING	1,709	2,117	757	972
RUNAWAYS	2,396	2,275	3,255	3,140
TOTAL	31,607	32,555	12,891	13,279
		+3.0%		+ 3.0%

COLORADO ARREST STATISTICS
STATEWIDE GRAND TOTALS
Adult (Over 18)

OFFENSE	MALE		FEMALE	
	1985	1986	1985	1986
MURDER NON-NEG MANSLAUGHTER	124	151	22	34
MANSLAUGHTER BY NEGLIGENCE	21	29	4	4
FORCIBLE RAPE	359	334	1	1
ROBBERY	720	739	56	70
AGGRAVATED ASSAULT	3,134	3,502	410	523
BURGLARY	2,910	2,972	193	203
LARCENY-THEFT	13,252	13,547	6,971	6,537
MOTOR VEHICLE THEFT	1,046	1,127	93	93
OTHER ASSAULTS	12,719	13,764	1,728	2,054
ARSON	120	143	17	23
FORGERY AND COUNTERFEITING	835	902	381	492
FRAUD	1,960	2,035	1,313	1,404
EMBEZZLEMENT	104	153	77	102
STOLEN PROPERTY	384	406	51	62
VANDALISM	3,775	4,129	515	647
WEAPONS-CARRYING	2,889	2,918	210	235
PROSTITUTION-COM. VICE	857	965	794	799
SEX OFFENSES	1,948	1,862	84	103
DRUG ABUSE VIOLATIONS	5,477	5,507	1,008	946
GAMBLING	96	58	5	5
OFFENSES AGAINST FAMILY	258	281	178	207
DRIVING UNDER THE INFLUENCE	35,949	28,861	5,712	4,707
LIQUOR LAWS	9,337	10,575	1,296	1,383
DISORDERLY CONDUCT	13,209	13,868	2,657	2,537
VAGRANCY	1,012	1,494	89	121
ALL OTHER-NON TRAFFIC	47,462	49,766	12,382	12,454
CURFEW AND LOITERING	—	4	—	1
TOTAL	159,987	160,092 + .1%	36,249	35,747 - 1.4%

ARRESTS REPORTED

* * * * *

Summaries by Jurisdiction

The following pages summarize crime reported by type of offense, by reporting jurisdiction. If an agency name is missing, or if no reported crime is shown, it is because either no reports were received from those agencies, or they reported through their sheriff's offices.

Caution should be used when comparing one county's figures against another's. There are eleven cities in Colorado that are in two or more counties. Obviously crime may occur throughout the city limits and in all counties effected. For reporting purposes however, the agencies totals are included under only one county. Following are the cities which cross county lines; next to each city is the county within which it is counted for statistical purposes.

ARVADA	JEFFERSON
AURORA	ADAMS
BASALT	EAGLE
BOW MAR	ARAPAHOE
BRIGHTON	ADAMS
BROOMFIELD	BOULDER
CENTER	SAGUACHE
ERIE	WELD
GREEN MOUNTAIN FALLS	EL PASO
LITTLETON	ARAPAHOE
WESTMINSTER	ADAMS

Arrest Data		Total Arrests	Total Adult	Total Juvenile	Murder, Manslaughter	Forcible Rape	Robbery	Felony Assault	Burglary	Larceny-Theft	Motor Vehicle Theft	Simple Assault	Arson	Forgery & Counterfeiting	Fraud	Embezzlement	Stolen Property--Buying, Receiving, Possessing	Vandalism	Weapons--Carrying, Possessing, Etc	Prostitution and Commercialized Vice	Sex Offenses Except Forcible Rape & Prostitution	Narcotic Drug Laws--Total	Gambling--Total	Offenses Against Family and Children	Driving Under the Influence	Liquor Laws	Disorderly Conduct	Vagrancy	All Other Offenses (Except Traffic)	Curfew and Loitering Law Violations	Runaways
Adams County	A	40,015	30,595	-	23	46	147	1,123	401	3,425	147	2,374	34	189	319	123	96	604	299	351	430	849	7	113	4,514	760	1,894	-	12,326	1	-
	J	-	-	9,420	1	12	45	246	368	2,452	191	440	45	26	77	14	46	329	114	7	74	165	-	10	89	294	377	-	1,480	1,088	1,430
Adams County Sheriff	A	1,416	1,416	-	3	7	32	89	56	109	27	189	10	13	17	14	5	111	30	3	30	74	4	16	287	19	164	-	107	-	-
	J	583	-	583	-	-	2	21	57	80	26	33	6	1	1	-	2	41	3	-	6	12	-	1	1	4	28	-	43	-	215
Aurora PD	A	18,944	18,944	-	11	25	92	775	184	1,846	57	1,124	13	111	186	86	66	270	174	330	233	541	1	11	2,103	258	890	-	9,557	-	-
	J	5,348	-	5,348	-	8	36	163	167	1,231	81	202	26	17	63	8	25	152	74	7	31	64	-	-	49	139	154	-	868	901	882
Brighton PD	A	1,335	1,335	-	-	5	2	40	35	116	6	129	4	13	27	4	-	43	15	1	10	12	-	11	298	26	137	-	401	-	-
	J	491	-	491	1	3	2	10	20	117	3	46	4	2	4	-	-	7	7	-	6	9	-	7	3	5	41	-	118	12	64
Commerce City PD	A	1,615	1,615	-	4	2	3	50	12	196	11	304	3	11	10	-	4	49	19	3	16	38	-	40	445	12	294	-	88	1	-
	J	563	-	563	-	-	-	2	24	183	19	49	3	1	-	1	1	9	2	-	1	3	-	2	3	7	75	-	34	99	45
Thornton PD	A	1,948	1,948	-	2	2	3	15	42	323	18	166	2	8	5	-	6	39	20	14	25	41	-	16	331	36	176	-	658	-	-
	J	568	-	568	-	1	1	1	31	183	18	30	2	2	1	-	2	25	10	-	-	18	-	-	12	5	26	-	121	65	14
Westminster PD	A	3,118	3,118	-	2	4	7	112	44	355	15	294	1	20	39	11	13	40	23	-	79	98	2	19	644	250	164	-	882	-	-
	J	1,114	-	1,114	-	-	2	40	47	286	33	59	-	2	2	1	15	64	7	-	21	30	-	-	17	92	38	-	157	-	201
Northglenn PD	A	1,624	1,624	-	1	1	6	26	17	363	7	121	1	8	32	8	2	40	15	-	33	42	-	-	325	157	32	-	387	-	-
	J	607	-	607	-	-	2	8	20	309	8	12	4	1	5	4	1	28	11	-	8	29	-	-	3	42	10	-	102	-	-
Federal Heights PD	A	595	595	-	-	-	2	16	11	117	6	47	-	5	3	-	-	12	3	-	4	3	-	-	81	2	37	-	246	-	-
	J	146	-	146	-	-	-	1	2	63	3	9	-	-	1	-	-	3	-	-	1	-	-	-	1	-	5	-	37	11	9
Alamosa County	A	892	762	-	-	1	1	31	10	63	3	146	-	5	5	-	-	17	6	-	4	13	-	2	146	17	36	-	256	-	-
	J	-	-	130	-	-	-	6	8	42	-	13	1	-	1	-	-	3	-	-	-	3	-	-	5	1	6	-	22	5	14
Alamosa County Sheriff	A	158	158	-	-	-	1	20	2	10	1	1	-	2	3	-	-	-	2	-	1	3	-	1	32	2	5	-	72	-	-
	J	-	-	-	-	-	-	-	-	-	-	-	-	-	-	-	-	-	-	-	-	-	-	-	-	-	-	-	-	-	-
Alamosa PD	A	589	589	-	-	1	-	11	8	53	2	145	-	3	2	-	-	17	4	-	3	10	-	1	107	15	26	-	181	-	-
	J	130	-	130	-	-	-	6	8	42	-	13	1	-	1	-	-	3	-	-	-	3	-	-	5	1	6	-	22	5	14
Adams State College	A	15	15	-	-	-	-	-	-	-	-	-	-	-	-	-	-	-	-	-	-	-	-	-	7	-	5	-	3	-	-
	J	-	-	-	-	-	-	-	-	-	-	-	-	-	-	-	-	-	-	-	-	-	-	-	-	-	-	-	-	-	-
Arapahoe County	A	11,076	8,785	-	8	11	42	104	144	1,408	53	403	7	85	150	14	12	146	94	23	105	243	2	51	2,103	175	490	-	2,912	-	-
	J	-	-	2,291	-	-	7	13	93	755	31	60	23	7	-	-	3	83	44	-	11	46	-	3	45	173	77	11	390	314	102
Arapahoe County Sheriff	A	2,986	2,986	-	8	1	22	14	85	387	24	135	1	37	92	-	3	43	20	18	58	100	1	18	407	44	95	-	1,373	-	-
	J	575	-	575	-	-	4	5	36	215	6	21	4	1	-	-	2	36	18	-	4	11	-	3	16	105	35	-	53	-	-
Englewood PD	A	2,435	2,435	-	-	9	9	64	30	652	18	181	4	29	41	14	5	70	48	4	17	74	-	24	421	45	166	-	510	-	-
	J	845	-	845	-	-	1	5	39	312	15	25	2	6	-	-	-	24	15	-	4	17	-	-	6	9	22	-	164	109	70
Littleton PD	A	1,211	1,211	-	-	-	3	8	24	91	4	37	2	4	3	-	2	16	11	-	27	33	1	5	577	79	67	-	217	-	-
	J	552	-	552	-	-	1	3	16	78	1	8	14	-	-	-	-	12	7	-	3	13	-	-	12	52	8	11	100	189	24

Arrest Data Continued		Total Arrests	Total Adult	Total Juvenile	Murder, Manslaughter	Forcible Rape	Robbery	Felony Assault	Burglary	Larceny-Theft	Motor Vehicle Theft	Simple Assault	Arson	Forgery & Counterfeiting	Fraud	Embezzlement	Stolen Property--Buying, Receiving, Possessing	Vandalism	Weapons--Carrying, Possessing, Etc	Prostitution and Commercialized Vice	Sex Offenses Except Forcible Rape & Prostitution	Narcotic Drug Laws--Total	Gambling--Total	Offenses Against Family and Children	Driving Under the Influence	Liquor Laws	Disorderly Conduct	Vagrancy	All Other Offenses (Except Traffic)	Curfew and Loitering Law Violations	Runaways	
Sheridan PD	A	575	575	-	-	-	-	14	-	24	3	5	-	-	3	-	1	5	6	-	1	10	-	3	338	-	94	-	68	-	-	
	J	95	-	95	-	-	-	-	2	24	5	2	1	-	-	-	-	4	1	-	-	2	-	-	6	4	10	-	24	10	-	
Glendale PD	A	1,091	1,091	-	-	1	5	3	1	234	1	36	-	6	5	-	1	6	3	1	1	19	-	-	116	3	56	-	593	-	-	
	J	159	-	159	-	-	1	-	-	105	-	1	-	-	-	-	-	2	1	-	-	-	-	-	2	2	-	32	6	7		
Cherry Hills PD	A	152	152	-	-	-	-	-	1	-	-	-	-	-	-	-	-	1	-	-	-	-	-	-	147	-	3	-	-	-	-	
	J	-	-	-	-	-	-	-	-	-	-	-	-	-	-	-	-	-	-	-	-	-	-	-	-	-	-	-	-	-	-	
Bow Mar PD	A	-	-	-	-	-	-	-	-	-	-	-	-	-	-	-	-	-	-	-	-	-	-	-	-	-	-	-	-	-	-	-
	J	5	-	5	-	-	-	-	-	5	-	-	-	-	-	-	-	-	-	-	-	-	-	-	-	-	-	-	-	-	-	-
Greenwood Village PD	A	328	328	-	-	-	3	1	3	18	3	9	-	9	6	-	-	5	6	-	1	7	-	1	96	2	9	-	149	-	-	
	J	60	-	60	-	-	-	-	-	16	4	3	2	-	-	-	1	5	2	-	-	3	-	-	5	1	-	17	-	1	-	
Columbine Valley PD	A	3	3	-	-	-	-	-	-	-	-	-	-	-	-	-	-	-	-	-	-	-	-	-	1	-	-	-	2	-	-	
	J	-	-	-	-	-	-	-	-	-	-	-	-	-	-	-	-	-	-	-	-	-	-	-	-	-	-	-	-	-	-	
DPS Arapahoe Com. College	A	4	4	-	-	-	-	-	-	2	-	-	-	-	-	-	-	-	-	-	-	-	-	-	-	2	-	-	-	-	-	
	J	-	-	-	-	-	-	-	-	-	-	-	-	-	-	-	-	-	-	-	-	-	-	-	-	-	-	-	-	-	-	-
Archuleta County	A	88	70	-	-	-	1	4	3	2	-	7	-	-	-	-	1	5	1	-	3	4	-	2	10	-	13	-	14	-	-	
	J	-	-	18	-	-	-	2	1	5	-	2	-	-	-	-	-	2	1	-	-	4	-	-	-	-	-	-	1	-	-	
Archuleta County Sheriff	A	10	10	-	-	-	-	1	2	-	-	2	-	-	-	-	-	-	-	-	-	-	-	-	-	-	-	-	1	-	-	
	J	-	-	-	-	-	-	-	-	-	-	-	-	-	-	-	-	-	-	-	-	-	-	-	-	-	-	-	-	-	-	
Pagosa Springs	A	60	60	-	-	-	1	3	1	2	-	5	-	-	-	-	1	5	1	-	3	-	-	2	10	-	13	-	13	-	-	
	J	18	-	18	-	-	-	2	1	5	-	2	-	-	-	-	-	2	1	-	-	4	-	-	-	-	-	-	1	-	-	
Baca County	A	54	51	-	-	-	-	3	-	5	1	3	-	-	1	-	-	-	-	-	-	-	-	-	24	-	5	-	9	-	-	
	J	-	-	3	-	-	-	-	-	3	-	-	-	-	-	-	-	-	-	-	-	-	-	-	-	-	-	-	-	-	-	
Sheriff's Office	A	51	51	-	-	-	-	3	-	5	1	3	-	-	1	-	-	-	-	-	-	-	-	-	24	-	5	-	9	-	-	
	J	3	-	3	-	-	-	-	-	3	-	-	-	-	-	-	-	-	-	-	-	-	-	-	-	-	-	-	-	-	-	
Bent County	A	117	67	-	-	1	-	30	11	8	3	9	-	-	-	-	-	-	-	-	-	-	-	-	1	-	-	-	4	-	-	
	J	-	-	50	-	-	-	2	13	26	-	8	1	-	-	-	-	-	-	-	-	-	-	-	-	-	-	-	-	-	-	
Sheriff's Office	A	20	20	-	-	1	-	5	4	3	2	-	-	-	-	-	-	-	-	-	-	-	-	-	1	-	-	-	4	-	-	
	J	10	-	10	-	-	-	-	2	8	-	-	-	-	-	-	-	-	-	-	-	-	-	-	-	-	-	-	-	-	-	
Las Animas PD	A	47	47	-	-	-	-	30	6	4	-	7	-	-	-	-	-	-	-	-	-	-	-	-	-	-	-	-	-	-	-	
	J	40	-	40	-	-	-	2	11	18	-	8	1	-	-	-	-	-	-	-	-	-	-	-	-	-	-	-	-	-	-	

Arrest Data Continued		Total Arrests	Total Adult	Total Juvenile	Murder, Manslaughter	Forcible Rape	Robbery	Felony Assault	Burglary	Larceny-Theft	Motor Vehicle Theft	Simple Assault	Arson	Forgery & Counterfeiting	Fraud	Embezzlement	Stolen Property--Buying, Receiving, Possessing	Vandalism	Weapons--Carrying, Possessing, Etc	Prostitution and Commercialized Vice	Sex Offenses Except Forcible Rape & Prostitution	Narcotic Drug Laws--Total	Gambling--Total	Offenses Against Family and Children	Driving Under the Influence	Liquor Laws	Disorderly Conduct	Vagrancy	All Other Offenses (Except Traffic)	Curfew and Loitering Law Violations	Runaways	
Boulder County	A	14,778	11,665	-	2	36	26	244	165	1,244	74	1,002	16	88	152	23	41	292	90	6	101	295	-	57	2,410	775	438	9	4,079	-	-	
	J	-	-	3,113	3	6	14	56	142	694	84	106	21	24	16	1	11	139	37	-	30	65	-	-	51	196	35	1	751	460	170	
Boulder County Sheriff	A	1,266	1,266	-	-	20	4	49	63	75	23	140	4	19	21	3	7	40	19	4	10	34	-	8	251	8	86	-	378	-	-	
	J	188	-	188	-	3	8	5	29	24	16	15	5	1	1	-	1	18	-	-	3	3	-	-	4	2	9	-	41	-	-	
Boulder PD	A	3,350	3,350	-	-	7	8	79	46	657	29	321	6	32	42	18	7	99	32	1	40	123	-	14	843	123	82	-	741	-	-	
	J	643	-	643	-	-	1	14	27	323	32	25	4	10	10	1	-	29	12	-	5	22	-	-	22	7	2	-	77	1	19	
Broomfield PD	A	827	827	-	-	2	2	15	8	29	3	41	-	8	29	-	2	15	4	-	11	46	-	5	373	7	14	-	213	-	-	
	J	308	-	308	3	3	1	6	25	78	14	11	3	4	-	-	2	14	3	-	12	10	-	-	9	49	5	-	35	-	21	
Lafayette PD	A	567	567	-	-	1	2	17	2	34	7	39	-	-	4	-	-	-	9	1	2	12	-	6	316	2	32	-	81	-	-	
	J	258	-	258	-	-	-	6	13	36	6	7	9	-	-	-	-	7	5	-	3	11	-	-	4	5	2	-	44	44	56	
Longmont PD	A	4,647	4,647	-	2	5	7	51	27	342	3	430	3	26	38	-	7	94	19	-	28	73	-	21	416	555	70	-	2,430	-	-	
	J	1,557	-	1,557	-	-	4	13	39	196	9	45	-	9	3	-	8	58	13	-	5	19	-	-	9	117	9	-	519	411	71	
University of Colorado	A	648	648	-	-	1	2	1	13	95	6	23	2	3	17	2	16	37	3	-	10	6	-	-	89	78	115	-	127	-	-	
	J	84	-	84	-	-	-	-	2	9	6	3	-	-	2	-	-	6	2	-	-	-	-	-	2	16	3	1	27	2	3	
Louisville PD	A	273	273	-	-	-	1	26	6	11	3	4	1	-	1	-	-	7	4	-	-	1	-	3	121	-	30	-	54	-	-	
	J	63	-	63	-	-	-	6	6	28	1	-	-	-	-	-	-	7	2	-	2	-	-	-	1	-	4	-	6	-	-	
Lyons PD	A	75	75	-	-	-	-	3	-	-	-	2	-	-	-	-	-	-	-	-	-	-	-	-	-	-	8	9	53	-	-	
	J	11	-	11	-	-	-	6	-	-	-	-	-	-	-	-	-	-	-	-	-	-	-	-	-	-	1	-	2	2	-	
Nederland PD	A	12	12	-	-	-	-	3	-	1	-	2	-	-	-	-	-	-	-	-	-	-	-	-	-	1	2	1	-	2	-	-
	J	1	-	1	-	-	-	-	1	-	-	-	-	-	-	-	-	-	-	-	-	-	-	-	-	-	-	-	-	-	-	-
Chaffee County	A	654	461	-	1	-	1	22	17	30	2	32	-	-	7	-	1	16	11	-	10	6	-	2	125	53	54	-	71	-	-	
	J	-	-	193	-	-	-	3	26	22	7	3	-	1	-	-	-	24	-	-	3	1	-	-	7	85	5	-	6	-	-	
Chaffee County Sheriff	A	122	122	-	1	-	-	5	8	8	1	5	-	-	-	-	1	5	7	-	2	2	-	-	9	1	6	-	61	-	-	
	J	45	-	45	-	-	-	-	11	3	2	-	-	-	-	-	-	2	-	-	2	-	-	-	-	24	-	-	1	-	-	
Buena Vista PD	A	78	78	-	-	-	-	4	-	6	1	6	-	-	2	-	-	1	-	-	1	1	-	-	37	10	8	-	1	-	-	
	J	73	-	73	-	-	-	-	10	9	-	3	-	1	-	-	-	15	-	-	-	1	-	-	1	24	5	-	4	-	-	
Salida PD	A	261	261	-	-	-	1	13	9	16	-	21	-	-	5	-	-	10	4	-	7	3	-	2	79	42	40	-	9	-	-	
	J	75	-	75	-	-	-	3	5	10	5	-	-	-	-	-	-	7	-	-	1	-	-	-	6	37	-	-	1	-	-	
Cheyenne County	A	60	29	-	-	-	-	4	-	1	1	2	-	-	-	-	-	-	-	-	-	2	-	-	4	-	1	-	14	-	-	
	J	-	-	31	-	-	-	-	2	2	-	1	-	-	-	-	-	5	-	-	-	-	-	-	-	6	-	-	15	-	-	
Cheyenne County Sheriff	A	29	29	-	-	-	-	4	-	1	1	2	-	-	-	-	-	-	-	-	-	2	-	-	4	-	1	-	14	-	-	
	J	31	-	31	-	-	-	-	2	2	-	1	-	-	-	-	-	5	-	-	-	-	-	-	6	-	-	-	15	-	-	

Arrest Data Continued	Total Arrests	Total Adult	Total Juvenile	Murder, Manslaughter	Forcible Rape	Robbery	Felony Assault	Burglary	Larceny-Theft	Motor Vehicle Theft	Simple Assault	Arson	Forgery & Counterfeiting	Fraud	Embezzlement	Stolen Property--Buying, Receiving, Possessing	Vandalism	Weapons--Carrying, Possessing, Etc	Prostitution and Commercialized Vice	Sex Offenses Except Forcible Rape & Prostitution	Harcotic Drug Laws--Total	Gambling--Total	Offenses Against Family and Children	Driving Under the Influence	Liquor Laws	Disorderly Conduct	Vagrancy	All Other Offenses (Except Traffic)	Curfew and Loitering Law Violations	Runaways		
Clear Creek County	A 402	359	-	1	-	-	11	12	20	2	24	-	-	2	-	2	6	4	-	5	11	-	1	149	3	26	-	80	-	-		
	J -	-	43	-	-	-	-	1	15	5	-	-	-	-	-	-	4	1	-	-	-	-	-	1	-	2	-	4	2	8		
Clear Creek County Sheriff	A 199	199	-	-	-	-	-	6	9	-	20	-	-	1	-	2	3	1	-	5	11	-	1	114	-	6	-	20	-	-		
	J 3	-	3	-	-	-	-	-	2	-	-	-	-	-	-	-	-	-	-	-	-	-	-	1	-	-	-	-	-	-		
Idaho Springs PD	A 143	143	-	-	-	-	9	3	9	2	1	-	-	-	-	-	2	3	-	-	-	-	-	33	3	19	-	59	-	-		
	J 40	-	40	-	-	-	-	1	13	5	-	-	-	-	-	-	4	1	-	-	-	-	-	-	-	2	-	4	2	8		
Georgetown PD	A 9	9	-	1	-	-	-	2	1	-	3	-	-	-	-	-	-	-	-	-	-	-	-	2	-	-	-	-	-	-		
	J -	-	-	-	-	-	-	-	-	-	-	-	-	-	-	-	-	-	-	-	-	-	-	-	-	-	-	-	-	-	-	
Empire PD	A 8	8	-	-	-	-	2	1	1	-	-	-	-	1	-	-	1	-	-	-	-	-	-	-	-	1	-	1	-	-		
	J -	-	-	-	-	-	-	-	-	-	-	-	-	-	-	-	-	-	-	-	-	-	-	-	-	-	-	-	-	-	-	
Conejos County	A 224	216	-	-	-	-	3	6	9	4	11	-	2	-	-	1	-	-	-	-	3	-	-	126	-	1	-	50	-	-		
	J -	-	8	-	-	-	1	4	1	-	2	-	-	-	-	-	-	-	-	-	-	-	-	-	-	-	-	-	-	-	-	
Conejos County Sheriff	A 214	214	-	-	-	-	3	5	9	3	11	-	2	-	-	1	-	-	-	-	3	-	-	126	-	1	-	50	-	-		
	J 6	-	6	-	-	-	1	2	1	-	2	-	-	-	-	-	-	-	-	-	-	-	-	-	-	-	-	-	-	-	-	
Antonita PD	A 2	2	-	-	-	-	-	1	-	1	-	-	-	-	-	-	-	-	-	-	-	-	-	-	-	-	-	-	-	-	-	
	J 2	-	2	-	-	-	-	2	-	-	-	-	-	-	-	-	-	-	-	-	-	-	-	-	-	-	-	-	-	-	-	-
Costilla County	A 65	61	-	-	-	-	3	2	3	1	4	2	-	1	-	-	-	1	-	1	1	-	-	-	37	-	5	-	-	-		
	J -	-	4	-	-	-	-	-	-	-	-	-	-	-	-	-	-	-	-	-	1	-	-	-	-	-	-	-	-	-	3	
Costilla County Sheriff	A 61	61	-	-	-	-	3	2	3	1	4	2	-	1	-	-	-	1	-	1	1	-	-	-	37	-	5	-	-	-		
	J 4	-	4	-	-	-	-	-	-	-	-	-	-	-	-	-	-	-	-	-	1	-	-	-	-	-	-	-	-	-	3	
Crowley County	A 102	78	-	-	-	-	2	6	2	-	3	2	1	1	-	5	5	-	-	3	4	-	-	33	1	5	-	5	-	-		
	J -	-	24	1	-	-	3	2	-	-	2	1	-	-	-	1	2	-	-	-	-	-	-	-	1	-	-	5	3	3		
Sheriff's Office	A 51	51	-	-	-	-	-	5	-	-	3	-	1	1	-	3	2	-	-	1	3	-	-	29	-	2	-	1	-	-		
	J 7	-	7	1	-	-	-	1	-	-	2	-	-	-	-	-	2	-	-	-	-	-	-	1	-	-	-	-	-	-		
Ordway PD	A 27	27	-	-	-	-	2	1	2	-	2	-	-	-	-	2	3	-	-	2	1	-	-	4	1	3	-	4	-	-		
	J 17	-	17	-	-	-	3	1	-	-	1	-	-	-	1	-	-	-	-	-	-	-	-	-	-	-	-	5	3	3		
Custer County	A 45	32	-	-	-	-	1	1	3	-	6	-	-	2	-	-	3	-	-	-	-	-	-	5	1	3	-	7	-	-		
	J -	-	13	-	1	-	-	2	7	-	-	-	-	-	-	-	3	-	-	-	-	-	-	-	-	-	-	-	-	-		
Custer County Sheriff	A 13	13	-	-	-	-	1	1	-	-	5	-	-	-	-	-	1	-	-	-	-	-	-	1	-	-	-	4	-	-		
	J 4	-	4	-	1	-	-	-	2	-	-	-	-	-	-	-	1	-	-	-	-	-	-	-	-	-	-	-	-	-	-	
Westcliffe PD	A 19	19	-	-	-	-	-	-	3	-	1	-	-	2	-	-	2	-	-	-	-	-	-	4	1	3	-	3	-	-		
	J 9	-	9	-	-	-	-	2	5	-	-	-	-	-	-	-	2	-	-	-	-	-	-	-	-	-	-	-	-	-	-	
Delta County	A 295	271	-	2	2	-	7	10	8	1	28	-	9	-	1	-	2	2	-	5	6	-	-	156	-	8	-	24	-	-		
	J -	-	24	-	-	-	-	8	5	2	-	-	1	-	-	-	-	-	-	-	-	-	-	5	-	1	-	2	-	-		
Delta County Sheriff	A 87	87	-	1	1	-	7	6	5	1	20	-	3	-	1	-	2	2	-	5	4	-	-	5	-	7	-	17	-	-		
	J 7	-	7	-	-	-	-	4	2	-	-	-	1	-	-	-	-	-	-	-	-	-	-	-	-	-	-	-	-	-	-	

Arrest Data Continued		Total Arrests	Total Adult	Total Juvenile	Murder, Manslaughter	Forcible Rape	Robbery	Felony Assault	Burglary	Larceny-Theft	Motor Vehicle Theft	Simple Assault	Alison	Forgery & Counterfeiting	Fraud	Embezzlement	Stolen Property--Buying, Receiving, Possessing	Vandalism	Weapons--Carrying, Possessing, Etc	Prostitution and Commercialized Vice	Sex Offenses Except Forcible Rape & Prostitution	Narcotic Drug Laws--Total	Gambling--Total	Offenses Against Family and Children	Driving Under the Influence	Liquor Laws	Disorderly Conduct	Vagrancy	All Other Offenses (Except Traffic)	Curfew and Loitering Law Violations	Runaways
Delta PD	A	167	167	-	1	1	-	-	4	1	-	8	-	6	-	-	-	-	-	-	-	1	-	-	137	-	1	-	7	-	-
	J	11	-	11	-	-	-	-	4	2	2	-	-	-	-	-	-	-	-	-	-	-	-	-	3	-	-	-	-	-	
Paonia PD	A	16	16	-	-	-	-	-	-	2	-	-	-	-	-	-	-	-	-	-	-	1	-	-	13	-	-	-	-	-	
	J	6	-	6	-	-	-	-	-	1	-	-	-	-	-	-	-	-	-	-	-	-	-	-	2	-	1	-	2	-	
Cedaredge PD	A	1	1	-	-	-	-	-	-	-	-	-	-	-	-	-	-	-	-	-	-	-	-	-	1	-	-	-	-	-	
	J	-	-	-	-	-	-	-	-	-	-	-	-	-	-	-	-	-	-	-	-	-	-	-	-	-	-	-	-	-	
Denver County	A	69,250	60,603	-	75	126	298	694	768	5,142	512	7,079	35	564	124	1	119	1,766	1,527	1,071	593	3,166	41	33	4,137	5,122	6,106	1,390	20,114	-	-
	J	-	-	8,647	4	28	80	124	463	1,657	582	588	47	44	7	-	17	551	220	49	91	298	-	-	9	205	438	23	1,613	724	785
Denver PD	A	60,603	60,603	-	75	126	298	694	768	5,142	512	7,079	35	564	124	1	119	1,766	1,527	1,071	593	3,166	41	33	4,137	5,122	6,106	1,390	20,114	-	-
	J	8,647	-	8,647	4	28	80	124	463	1,657	582	588	47	44	7	-	17	551	220	49	91	298	-	-	9	205	438	23	1,613	724	785
Denver University PD	A	20	20	-	-	-	-	-	3	3	-	-	-	-	-	-	-	2	-	-	2	-	-	-	-	-	2	-	8	-	-
	J	6	-	6	-	-	-	-	1	-	-	-	-	-	-	-	-	2	-	-	-	-	-	-	-	-	-	3	-	-	
DPS Auraria	A	56	56	-	-	-	-	-	2	35	-	-	-	-	3	-	-	3	2	-	2	1	-	-	-	-	2	-	6	-	-
	J	9	-	9	-	-	-	-	-	9	-	-	-	-	-	-	-	-	-	-	-	-	-	-	-	-	-	-	-	-	
CU Medical Center PD	A	44	44	-	-	-	-	2	-	2	-	2	-	-	-	-	-	-	-	-	-	2	-	-	1	-	8	-	27	-	-
	J	4	-	4	-	-	-	-	-	1	-	-	-	-	-	-	-	-	-	-	-	-	-	-	-	-	-	1	-	2	
Dolores County	A	16	16	-	-	-	-	-	1	-	-	-	-	-	-	-	-	-	-	-	-	-	-	2	8	-	-	-	5	-	-
	J	-	-	-	-	-	-	-	-	-	-	-	-	-	-	-	-	-	-	-	-	-	-	-	-	-	-	-	-	-	
Dolores County Sheriff	A	16	16	-	-	-	-	-	1	-	-	-	-	-	-	-	-	-	-	-	-	-	-	2	8	-	-	-	5	-	-
	J	-	-	-	-	-	-	-	-	-	-	-	-	-	-	-	-	-	-	-	-	-	-	-	-	-	-	-	-	-	
Douglas County	A	838	696	-	1	-	5	11	19	16	9	63	2	1	26	-	-	5	12	-	4	18	1	-	295	8	41	-	159	-	-
	J	-	-	142	-	-	2	-	16	21	6	6	6	-	-	-	1	9	6	-	1	7	-	-	5	2	9	-	18	-	27
Douglas County Sheriff	A	402	402	-	1	-	4	8	16	10	3	49	2	-	16	-	-	3	11	-	4	12	-	-	173	-	23	-	67	-	-
	J	48	-	48	-	-	2	-	11	1	2	2	6	-	-	-	2	2	-	1	4	-	-	1	-	7	-	7	-	-	
Castle Rock PD	A	244	244	-	-	-	-	2	3	6	6	12	-	1	4	-	-	-	-	-	-	3	-	-	102	5	17	-	82	-	-
	J	85	-	85	-	-	-	-	3	20	3	3	-	-	-	-	-	6	2	-	-	3	-	-	4	2	2	-	11	-	26
Parker PD	A	50	50	-	-	-	1	1	-	-	-	2	-	-	6	-	-	2	1	-	-	3	-	-	20	3	1	-	10	-	-
	J	9	-	9	-	-	-	-	2	-	1	1	-	-	-	-	1	1	2	-	-	-	-	-	-	-	-	-	-	-	1
Eagle County	A	1,287	1,171	-	-	-	2	47	29	77	5	55	-	8	39	-	4	29	7	-	7	69	-	3	340	67	130	-	253	-	-
	J	-	-	116	-	-	-	-	4	26	2	1	4	2	7	-	2	4	-	-	-	-	-	-	3	38	4	-	18	-	1
Eagle County Sheriff	A	335	335	-	-	-	2	37	10	8	4	2	-	2	5	-	-	11	1	-	3	27	-	3	96	1	28	-	95	-	-
	J	14	-	14	-	-	-	-	2	-	-	-	-	-	-	-	-	3	-	-	-	-	-	-	1	2	-	5	-	1	
Vail PD	A	532	532	-	-	-	-	5	8	55	1	24	-	6	30	-	1	17	2	-	4	32	-	-	147	52	62	-	86	-	-
	J	61	-	61	-	-	-	-	2	22	-	1	-	2	7	-	2	1	-	-	-	-	-	-	2	14	1	-	7	-	-

Arrest Data Continued		Total Arrests	Total Adult	Total Juvenile	Murder, Manslaughter	Forcible Rape	Robbery	Felony Assault	Burglary	Larceny-Theft	Motor Vehicle Theft	Simple Assault	Atson	Forgery & Counterfeiting	Fraud	Embezzlement	Stolen Property--Buying, Receiving, Possessing	Vandalism	Weapons--Carrying, Possessing, Etc.	Prostitution and Commercialized Vice	Sex Offenses Except Forcible Rape & Prostitution	Narcotic Drug Laws--Total	Gambling--Total	Offenses Against Family and Children	Driving Under the Influence	Liquor Laws	Disorderly Conduct	Vagrancy	All Other Offenses (Except Traffic)	Curfew and Loitering Law Violations	Runaways
Eagle PD	A	96	96	-	-	-	-	3	5	5	-	9	-	-	3	-	2	1	-	-	-	2	-	-	29	11	17	-	9	-	-
	J	30	-	30	-	-	-	-	-	2	2	-	1	-	-	-	-	-	-	-	-	-	-	-	-	22	3	-	-	-	-
Minturn PD	A	41	41	-	-	-	-	2	-	-	-	4	-	-	-	-	-	-	2	-	-	2	-	-	15	-	3	-	13	-	-
	J	-	-	-	-	-	-	-	-	-	-	-	-	-	-	-	-	-	-	-	-	-	-	-	-	-	-	-	-	-	-
Basalt PD	A	48	48	-	-	-	-	-	1	4	-	1	-	-	-	-	-	-	2	-	-	2	-	-	23	-	2	-	13	-	-
	J	10	-	10	-	-	-	-	-	2	-	-	3	-	-	-	-	-	-	-	-	-	-	-	-	-	-	5	-	-	
Avon PD	A	119	119	-	-	-	-	-	5	5	-	15	-	-	1	-	1	-	-	-	-	4	-	-	30	3	18	-	37	-	-
	J	1	-	1	-	-	-	-	-	-	-	-	-	-	-	-	-	-	-	-	-	-	-	-	-	-	-	1	-	-	
Elbert County	A	171	169	-	-	-	1	1	2	1	-	7	1	-	1	-	-	-	2	-	2	-	-	-	108	-	-	-	43	-	-
	J	-	-	2	-	-	-	-	1	-	-	-	-	-	-	-	-	-	-	-	-	-	-	-	1	-	-	-	-	-	
Elbert County Sheriff	A	169	169	-	-	-	1	1	2	1	-	7	1	-	1	-	-	-	2	-	2	-	-	-	108	-	-	-	43	-	-
	J	2	-	2	-	-	-	-	1	-	-	-	-	-	-	-	-	-	-	-	-	-	-	-	1	-	-	-	-	-	
El Paso County	A	23,384	18,355	-	20	48	104	382	415	2,606	80	1,325	30	120	926	-	36	707	582	218	188	383	9	58	2,998	2,123	2,234	59	2,704	-	-
	J	-	-	5,029	1	23	36	56	316	1,610	105	120	35	17	12	-	25	223	125	6	89	83	1	-	44	413	345	-	833	65	446
El Paso County Sheriff	A	1,292	1,292	-	3	6	6	26	37	217	14	222	4	5	3	-	2	45	17	1	10	23	-	45	150	-	22	-	434	-	-
	J	502	-	502	-	9	2	6	67	158	24	51	11	4	-	1	37	3	-	10	8	-	-	4	-	-	-	93	-	14	
Colorado Springs PD	A	16,243	16,243	-	17	39	96	340	366	2,331	61	1,061	25	113	921	-	29	618	546	217	167	349	9	8	2,677	2,120	2,089	59	1,985	-	-
	J	4,229	-	4,229	1	14	34	47	223	1,346	74	55	20	13	12	-	20	172	118	6	77	67	1	-	36	407	323	-	678	62	423
Fountain PD	A	419	419	-	-	3	-	5	8	44	3	30	1	1	-	2	5	15	-	8	6	-	4	125	3	67	-	89	-	-	
	J	184	-	184	-	-	-	2	16	77	1	12	-	-	-	3	8	4	-	2	3	-	-	2	-	21	-	25	2	6	
Manitou Springs PD	A	381	381	-	-	-	2	11	4	12	2	8	-	1	2	-	3	39	4	-	3	5	-	1	42	-	55	-	187	-	-
	J	93	-	93	-	-	-	1	3	27	4	-	1	-	-	-	6	-	-	-	5	-	-	2	6	1	-	35	1	1	
Colorado University	A	1	1	-	-	-	-	-	-	1	-	-	-	-	-	-	-	-	-	-	-	-	-	-	-	-	-	-	-	-	-
	J	-	-	-	-	-	-	-	-	-	-	-	-	-	-	-	-	-	-	-	-	-	-	-	-	-	-	-	-	-	-
Marshall Palmer Lake	A	17	17	-	-	-	-	-	-	-	-	3	-	-	-	-	-	-	-	-	-	-	-	-	4	-	1	-	9	-	-
	J	14	-	14	-	-	-	-	2	2	-	2	3	-	-	-	1	-	-	-	-	-	-	-	-	-	-	2	-	2	
Green Mountain Falls PD	A	1	1	-	-	-	-	-	-	1	-	-	-	-	-	-	-	-	-	-	-	-	-	-	-	-	-	-	-	-	-
	J	7	-	7	-	-	-	-	5	-	2	-	-	-	-	-	-	-	-	-	-	-	-	-	-	-	-	-	-	-	-
Calhan PD	A	1	1	-	-	-	-	-	-	-	-	1	-	-	-	-	-	-	-	-	-	-	-	-	-	-	-	-	-	-	-
	J	-	-	-	-	-	-	-	-	-	-	-	-	-	-	-	-	-	-	-	-	-	-	-	-	-	-	-	-	-	-
Fremont County	A	957	710	-	2	2	1	5	16	23	6	55	-	3	15	-	2	17	11	-	16	9	-	1	204	4	36	-	282	-	-
	J	-	-	247	-	-	-	2	13	23	4	5	1	2	-	-	-	13	-	-	-	1	-	1	-	60	7	-	25	-	90
Sheriff's Office	A	300	300	-	1	-	-	2	4	13	2	30	-	1	15	-	2	5	4	-	15	5	-	1	27	3	19	-	151	-	-
	J	94	-	94	-	-	-	-	8	2	3	2	-	-	-	-	-	3	-	-	-	-	-	-	10	1	-	10	-	55	

Arrest Data Continued		Total Arrests	Total Adult	Total Juvenile	Murder, Manslaughter	Forcible Rape	Robbery	Felony Assault	Burglary	Larceny-Theft	Motor Vehicle Theft	Simple Assault	Arson	Forgery & Counterfeiting	Fraud	Embezzlement	Stolen Property-Buying, Receiving, Possessing	Vandalism	Weapons-Carrying, Possessing, Etc	Prostitution and Commercialized Vice	Sex Offenses Except Forcible Rape & Prostitution	Narcotic Drug Laws—Total	Gambling—Total	Offenses Against Family and Children	Driving Under the Influence	Liquor Laws	Disorderly Conduct	Vagrancy	All Other Offenses (Except Traffic)	Curfew and Loitering Law Violations	Runaways			
Gunnison County	A	283	281	-	-	3	10	4	46	2	6	1	1	6	1	2	5	1	2	13	2	13	98	6	8	66	-	-						
	J	-	-	2	-	-	-	-	1	-	-	-	-	-	-	1	-	-	-	-	-	-	-	-	-	-	-	-	-	-	-			
Gunnison County Sheriff	A	23	23	-	-	-	-	1	2	-	4	-	-	-	-	-	-	1	-	-	-	-	5	-	-	10	-	-						
	J	-	-	-	-	-	-	-	-	-	-	-	-	-	-	-	-	-	-	-	-	-	-	-	-	-	-	-	-	-	-	-		
Gunnison PD	A	222	222	-	-	3	9	3	43	2	2	-	2	5	-	2	5	-	2	11	-	11	73	6	4	50	-	-						
	J	2	-	2	-	-	-	-	1	-	-	-	-	-	-	1	-	-	-	-	-	-	-	-	-	-	-	-	-	-	-	-		
Mt Crested Butte PD	A	2	2	-	-	-	-	-	-	-	-	-	-	-	-	-	-	-	-	-	-	2	-	-	-	-	-	-	-	-	-	-	-	
	J	-	-	-	-	-	-	-	-	-	-	-	-	-	-	-	-	-	-	-	-	-	-	-	-	-	-	-	-	-	-	-	-	
Crested Butte PD	A	34	34	-	-	-	1	-	1	-	-	-	1	1	-	-	-	-	-	-	-	-	20	-	4	6	-	-						
	J	-	-	-	-	-	-	-	-	-	-	-	-	-	-	-	-	-	-	-	-	-	-	-	-	-	-	-	-	-	-	-	-	
Hinsdale County	A	7	7	-	-	-	-	-	-	-	1	-	-	1	-	-	1	-	-	-	-	1	-	1	-	2	-	-						
	J	-	-	-	-	-	-	-	-	-	-	-	-	-	-	-	-	-	-	-	-	-	-	-	-	-	-	-	-	-	-	-	-	
Hinsdale County Sheriff	A	7	7	-	-	-	-	-	-	-	1	-	-	1	-	-	1	-	-	-	-	1	-	1	-	2	-	-						
	J	-	-	-	-	-	-	-	-	-	-	-	-	-	-	-	-	-	-	-	-	-	-	-	-	-	-	-	-	-	-	-	-	
Huerfano County	A	520	433	-	-	-	1	4	10	-	-	-	-	1	-	-	-	-	-	-	-	-	79	2	101	235	-	-						
	J	-	-	87	-	-	-	12	1	1	-	-	-	-	-	-	-	-	-	-	-	1	2	3	9	21	9	28						
Walsenburg PD	A	433	433	-	-	-	1	4	10	-	-	-	-	1	-	-	-	-	-	-	-	-	79	2	101	235	-	-						
	J	87	-	87	-	-	-	12	1	1	-	-	-	-	-	-	-	-	-	-	-	1	2	3	9	21	9	28						
Jackson County	A	57	51	-	-	-	1	7	5	-	3	-	-	-	-	-	-	-	-	-	-	1	-	32	1	1	-	-						
	J	-	-	6	-	-	-	1	-	1	-	-	-	-	-	-	-	-	-	-	-	-	-	-	-	-	-	-	-	-	-	-	-	
Jackson County Sheriff	A	51	51	-	-	-	1	7	5	-	3	-	-	-	-	-	-	-	-	-	-	1	-	32	-	1	1	-	-					
	J	6	-	6	-	-	-	1	-	1	-	-	-	-	-	-	-	-	-	-	-	-	-	-	-	-	-	-	-	-	-	-	-	
Jefferson County	A	19,039	14,147	-	11	22	72	450	347	2,112	75	696	9	110	340	48	68	351	178	89	182	520	1	95	3,400	1,160	990	-	2,819	2	-	-		
	J	-	-	4,892	1	8	39	99	342	1,497	72	163	20	19	47	9	44	276	79	-	60	90	-	-	93	423	278	-	994	7	232	-	-	
Jefferson County Sheriff	A	1,604	1,604	-	-	2	2	27	79	556	16	105	1	13	16	1	4	65	26	3	40	66	-	27	125	19	187	-	224	-	-	-	-	
	J	1,208	-	1,208	-	2	3	6	141	527	22	54	9	4	2	-	-	86	21	-	26	36	-	-	5	57	77	-	130	-	-	-	-	
Arvada PD	A	1,627	1,627	-	2	2	5	145	55	138	11	46	2	7	28	1	12	29	11	5	28	63	-	16	925	5	27	-	64	-	-	-	-	
	J	370	-	370	-	2	12	29	54	105	13	5	-	4	5	-	5	29	11	-	11	11	-	-	38	-	7	-	29	-	-	-	-	
Golden PD	A	1,178	1,178	-	1	-	2	9	11	77	8	42	1	1	4	-	2	27	13	2	18	46	-	-	250	56	78	-	530	-	-	-	-	
	J	213	-	213	-	-	-	2	5	87	8	15	-	1	1	-	-	8	3	-	2	9	-	-	3	3	11	-	52	-	-	-	3	
Edgewater PD	A	298	298	-	1	-	1	3	1	65	-	8	1	4	2	-	-	4	3	-	3	1	-	-	150	1	10	-	40	-	-	-	-	
	J	35	-	35	-	-	-	1	-	17	1	2	-	-	-	-	-	3	1	-	-	1	-	-	2	-	1	-	6	-	-	-	-	
DPS Lakewood	A	8,031	8,031	-	4	16	49	206	155	1,100	35	446	4	68	264	45	46	201	113	77	81	253	1	25	1,406	1,032	617	-	1,787	-	-	-	-	
	J	2,778	-	2,778	1	3	21	53	113	680	23	76	9	8	38	9	37	134	38	-	19	27	-	-	39	324	175	-	758	-	-	-	-	193
Wheat Ridge PD	A	1,333	1,333	-	3	2	13	59	46	166	5	42	-	17	26	-	2	22	10	2	12	91	-	25	515	47	63	-	163	2	-	-	-	
	J	279	-	279	-	1	3	8	29	77	5	10	2	2	1	-	2	14	5	-	2	6	-	-	6	39	5	-	19	7	36	-	-	

Arrest Data Continued		Total Arrests	Total Adult	Total Juvenile	Murder, Manslaughter	Forcible Rape	Robbery	Felony Assault	Burglary	Larceny-Theft	Motor Vehicle Theft	Simple Assault	Arson	Forgery & Counterfeiting	Fraud	Embezzlement	Stolen Property--Buying, Receiving, Possessing	Vandalism	Weapons--Carrying, Possessing, Etc.	Prostitution and Commercialized Vice	Sex Offenses Except Forcible Rape & Prostitution	Harcotic Drug Laws--Total	Gambling--Total	Offenses Against Family and Children	Driving Under the Influence	Liquor Laws	Disorderly Conduct	Vagrancy	All Other Offenses (Except Traffic)	Curfew and Loitering Law Violations	Runaways
Mountain View PD	A	73	73	-	-	-	-	1	-	9	-	6	-	-	-	-	2	3	2	-	-	-	-	2	29	-	8	-	11	-	-
	J	9	-	9	-	-	-	-	-	4	-	1	-	-	-	-	-	2	-	-	-	-	-	-	-	-	2	-	-	-	
CCD-Red Rocks Campus DPS	A	3	3	-	-	-	-	-	-	1	-	1	-	-	-	1	-	-	-	-	-	-	-	-	-	-	-	-	-	-	-
	J	-	-	-	-	-	-	-	-	-	-	-	-	-	-	-	-	-	-	-	-	-	-	-	-	-	-	-	-	-	-
Kiowa County	A	30	30	-	-	-	-	1	-	3	3	-	-	-	-	-	-	-	-	-	-	-	3	-	10	-	1	-	9	-	-
	J	-	-	-	-	-	-	-	-	-	1	-	-	-	-	-	-	-	-	-	-	-	-	-	-	-	-	-	-	-	-
Kiowa County Sheriff	A	30	30	-	-	-	-	1	-	3	3	-	-	-	-	-	-	-	-	-	-	-	3	-	10	-	1	-	9	-	-
	J	-	-	-	-	-	-	-	-	-	-	-	-	-	-	-	-	-	-	-	-	-	-	-	-	-	-	-	-	-	-
Kit Carson County	A	81	73	-	-	-	-	2	11	-	-	-	-	-	2	-	-	-	-	-	-	-	-	-	26	3	18	-	11	-	-
	J	-	-	8	-	-	-	-	1	-	-	-	-	-	-	-	1	-	-	-	-	-	-	-	1	2	-	-	2	1	-
Kit Carson County Sheriff	A	9	9	-	-	-	-	-	2	-	-	-	-	-	1	-	-	-	-	-	-	-	-	-	6	-	-	-	-	-	-
	J	-	-	-	-	-	-	-	-	-	-	-	-	-	-	-	-	-	-	-	-	-	-	-	-	-	-	-	-	-	-
Burlington PD	A	63	63	-	-	-	-	1	9	-	-	-	-	-	1	-	-	-	-	-	-	-	-	-	20	3	18	-	11	-	-
	J	8	-	8	-	-	-	-	1	-	-	-	-	-	-	-	1	-	-	-	-	-	-	-	1	2	-	-	2	1	-
Stratton Marshals Office	A	1	1	-	-	-	-	1	-	-	-	-	-	-	-	-	-	-	-	-	-	-	-	-	-	-	-	-	-	-	-
	J	-	-	-	-	-	-	-	-	-	-	-	-	-	-	-	-	-	-	-	-	-	-	-	-	-	-	-	-	-	-
Lake County Sheriff	A	235	230	-	-	3	-	6	9	7	-	2	1	-	5	-	1	4	-	1	1	-	2	71	1	27	-	89	-	-	
	J	-	-	5	-	-	-	-	-	2	-	-	-	-	-	-	-	-	-	-	-	-	-	1	-	-	-	1	-	1	-
Sheriff's Office	A	80	80	-	-	3	-	4	4	5	-	1	-	4	-	-	-	-	-	-	-	-	-	1	13	-	6	-	39	-	-
	J	3	-	3	-	-	-	-	1	-	-	-	-	-	-	-	-	-	-	-	-	-	-	-	-	-	-	1	-	1	-
Leadville PD	A	150	150	-	-	-	-	2	5	2	-	2	-	1	-	1	4	-	1	1	-	1	58	1	21	-	50	-	-		
	J	2	-	2	-	-	-	-	1	-	-	-	-	-	-	-	-	-	-	-	-	-	1	-	-	-	-	-	-	-	
La Plata County	A	1,695	1,449	-	-	-	2	21	18	149	2	93	2	9	38	1	2	32	15	-	16	19	-	5	483	166	153	-	223	-	-
	J	-	-	246	-	-	-	5	6	53	1	13	1	-	-	-	20	1	-	1	2	-	-	12	42	10	1	27	7	44	
La Plata County Sheriff	A	134	134	-	-	-	-	5	7	11	1	17	1	2	2	1	3	-	3	14	-	3	22	1	8	-	32	-	-		
	J	-	-	-	-	-	-	-	-	-	-	-	-	-	-	-	-	-	-	-	-	-	-	-	-	-	-	-	-	-	
Durango PD	A	1,057	1,057	-	-	-	2	8	9	135	-	58	1	5	27	-	1	28	5	-	13	2	-	-	392	147	99	-	125	-	-
	J	206	-	206	-	-	-	4	5	53	-	12	1	-	-	-	16	1	-	-	1	-	-	11	38	5	1	21	-	37	
Ignacio PD	A	222	222	-	-	-	-	3	1	2	-	18	-	1	1	-	2	5	-	-	3	-	2	62	18	43	-	61	-	-	
	J	23	-	23	-	-	-	1	1	-	-	1	-	-	-	-	-	-	-	-	-	-	-	1	4	-	5	7	3	-	
Bayfield PD	A	36	36	-	-	-	-	5	1	1	1	-	-	1	8	1	1	2	-	-	-	-	-	7	-	3	-	5	-	-	
	J	17	-	17	-	-	-	-	-	1	-	-	-	-	-	-	4	-	-	1	1	-	-	-	-	5	-	1	-	4	

Arrest Data Continued		Total Arrests	Total Adult	Total Juvenile	Murder, Manslaughter	Forcible Rape	Robbery	Felony Assault	Burglary	Larceny-Theft	Motor Vehicle Theft	Simple Assault	Ason	Forgery & Counterfeiting	Fraud	Embezzlement	Stolen Property--Buying, Receiving, Possessing	Vandalism	Weapons--Carrying, Possessing, Etc.	Prostitution and Commercialized Vice	Sex Offenses Except Forcible Rape & Prostitution	Narcotic Drug Laws--Total	Gambling--Total	Offenses Against Family and Children	Driving Under the Influence	Liquor Laws	Disorderly Conduct	Vagrancy	All Other Offenses (Except Traffic)	Curfew and Loitering Law Violations	Runaways
Olathe PD	A	28	28	-	-	-	-	1	-	1	1	-	-	-	-	-	-	-	2	-	-	-	-	-	11	-	4	-	8	-	-
	J	18	-	18	-	-	-	-	2	5	6	-	-	-	-	-	-	-	1	-	-	-	-	1	-	-	-	3	-	-	
Morgan County	A	1,373	1,124	-	-	-	-	7	10	67	3	86	1	6	18	-	2	10	5	-	2	20	-	209	74	321	-	283	-	-	
	J	-	-	249	-	-	-	-	12	41	14	11	3	-	-	-	14	5	-	-	-	4	-	7	44	25	-	26	17	26	
Morgan County Sheriff	A	240	240	-	-	-	-	2	3	6	-	4	-	1	-	-	-	-	2	-	1	4	-	59	5	3	-	150	-	-	
	J	37	-	37	-	-	-	-	-	-	3	1	2	-	-	-	-	-	-	-	-	-	-	3	8	1	-	12	1	6	
Brush PD	A	97	97	-	-	-	-	-	-	2	1	2	-	-	-	-	-	-	-	-	-	-	-	22	-	19	-	51	-	-	
	J	19	-	19	-	-	-	-	-	-	-	-	-	-	-	-	-	-	-	-	-	-	-	-	-	-	-	9	6	4	
Fl. Morgan PD	A	769	769	-	-	-	-	5	3	59	2	78	1	5	18	-	2	9	3	-	1	16	-	120	68	297	-	82	-	-	
	J	180	-	180	-	-	-	-	8	40	11	8	1	-	-	-	14	5	-	-	-	4	-	4	36	21	-	5	10	13	
Wiggins PD	A	9	9	-	-	-	-	-	-	-	-	-	-	-	-	-	-	1	-	-	-	-	-	6	1	1	-	-	-	-	
	J	6	-	6	-	-	-	-	1	1	-	-	-	-	-	-	-	-	-	-	-	-	-	-	-	1	-	-	-	3	
Log Lane Village PD	A	9	9	-	-	-	-	-	4	-	-	2	-	-	-	-	-	-	-	-	-	-	-	2	-	1	-	-	-	-	
	J	7	-	7	-	-	-	-	3	-	-	2	-	-	-	-	-	-	-	-	-	-	-	-	-	2	-	-	-	-	
Otero County	A	1,222	992	-	-	1	2	20	12	47	5	22	-	2	1	-	4	15	4	-	3	12	-	253	37	156	-	394	-	-	
	J	-	-	230	-	-	-	4	22	45	8	5	3	-	1	-	4	15	2	-	-	1	-	17	10	12	-	37	11	33	
Otero County Sheriff	A	73	73	-	-	-	-	1	4	5	1	3	-	1	1	-	-	-	1	-	1	2	-	3	-	-	-	49	-	-	
	J	38	-	38	-	-	-	-	6	-	3	-	-	-	-	-	1	-	-	-	-	-	-	-	-	-	-	9	-	19	
La Junta PD	A	446	446	-	-	1	2	10	7	37	4	19	-	1	-	-	4	14	2	-	2	10	-	211	7	17	-	98	-	-	
	J	187	-	187	-	-	-	4	16	42	5	5	3	-	1	-	4	14	2	-	-	1	-	16	10	12	-	28	10	14	
Rocky Ford PD	A	466	466	-	-	-	-	9	1	5	-	-	-	-	-	-	-	-	-	-	-	-	1	36	30	137	-	247	-	-	
	J	1	-	1	-	-	-	-	-	-	-	-	-	-	-	-	-	-	-	-	-	-	-	1	-	-	-	-	-	-	
Fowler PD	A	7	7	-	-	-	-	-	-	-	-	-	-	-	-	-	-	1	1	-	-	-	-	3	-	2	-	-	-	-	
	J	4	-	4	-	-	-	-	-	3	-	-	-	-	-	-	-	-	-	-	-	-	-	-	-	-	-	-	1	-	
Ouray County	A	-	-	-	-	-	-	-	-	-	-	-	-	-	-	-	-	-	-	-	-	-	-	-	-	-	-	-	-	-	
	J	-	-	-	-	-	-	-	-	-	-	-	-	-	-	-	-	-	-	-	-	-	-	-	-	-	-	-	-	-	
Ouray County Sheriff	A	-	-	-	-	-	-	-	-	-	-	-	-	-	-	-	-	-	-	-	-	-	-	-	-	-	-	-	-	-	
	J	-	-	-	-	-	-	-	-	-	-	-	-	-	-	-	-	-	-	-	-	-	-	-	-	-	-	-	-	-	
Park County	A	117	75	-	-	-	-	10	5	8	1	8	-	1	3	-	2	2	1	-	2	1	-	7	1	1	-	22	-	-	
	J	-	-	42	1	-	-	2	15	7	-	-	-	1	-	-	-	9	-	-	-	2	-	-	-	1	-	1	-	3	
Park County Sheriff	A	62	62	-	-	-	-	2	5	6	-	8	-	1	3	-	2	2	1	-	2	1	-	5	1	1	-	22	-	-	
	J	41	-	41	1	-	-	1	15	7	-	-	-	1	-	-	-	9	-	-	-	2	-	-	-	1	-	1	-	3	
Fairplay PD	A	13	13	-	-	-	-	8	-	2	1	-	-	-	-	-	-	-	-	-	-	-	-	2	-	-	-	-	-	-	
	J	1	-	1	-	-	-	1	-	-	-	-	-	-	-	-	-	-	-	-	-	-	-	-	-	-	-	-	-	-	

Arrest Data Continued		Total Arrests	Total Adult	Total Juvenile	Murder, Manslaughter	Forcible Rape	Robbery	Felony Assault	Burglary	Larceny-Theft	Motor Vehicle Theft	Simple Assault	Arson	Forgery & Counterfeiting	Fraud	Embezzlement	Stolen Property--Buying, Receiving, Possessing	Vandalism	Weapons--Carrying, Possessing, Etc.	Prostitution and Commercialized Vice	Sex Offenses Except Forcible Rape & Prostitution	Narcotic Drug Laws--Total	Gambling--Total	Offenses Against Family and Children	Driving Under the Influence	Liquor Laws	Disorderly Conduct	Vagrancy	All Other Offenses (Except Traffic)	Curfew and Loitering Law Violations	Runaways
Rangely PD	A	38	38	-	-	1	-	1	1	2	1	2	-	-	1	-	-	-	-	-	-	-	-	-	11	1	5	-	12	-	-
	J	4	-	4	-	-	-	-	-	3	-	-	-	-	-	-	-	-	-	-	-	-	-	-	-	-	1	-	-	-	-
Rio Grande County	A	447	362	-	-	1	4	8	15	36	10	40	-	2	35	-	-	11	2	-	-	5	-	4	91	4	36	-	58	-	-
	J	-	-	85	1	-	-	3	21	22	4	4	4	-	-	-	-	3	1	-	1	-	1	3	-	1	-	9	7	-	-
Rio Grande County Sheriff	A	138	138	-	-	1	1	1	9	6	6	16	-	2	35	-	-	5	1	-	-	-	-	-	22	-	9	-	24	-	-
	J	25	-	25	-	-	-	1	7	3	2	1	4	-	-	-	1	-	-	-	-	-	-	-	-	-	-	6	-	-	
Monte Vista PD	A	175	175	-	-	-	3	6	6	29	2	14	-	-	-	-	-	6	1	-	-	4	-	3	55	2	26	-	18	-	-
	J	55	-	55	1	-	-	2	14	19	1	1	-	-	-	-	-	2	1	-	-	-	1	2	-	1	-	3	7	-	-
Del Norte PD	A	49	49	-	-	-	-	1	-	1	2	10	-	-	-	-	-	-	-	-	-	1	-	1	14	2	1	-	16	-	-
	J	5	-	5	-	-	-	-	-	-	1	2	-	-	-	-	-	-	-	-	-	-	-	-	1	-	-	-	-	-	-
Routt County	A	488	452	-	-	-	-	7	11	32	2	28	-	3	25	1	-	9	7	-	13	18	-	2	129	1	8	-	156	-	-
	J	-	-	36	-	-	-	1	8	13	-	2	-	-	-	-	-	2	-	-	-	-	-	-	3	-	-	7	-	-	
Routt County Sheriff	A	201	201	-	-	-	-	6	2	10	2	7	-	1	21	1	-	3	5	-	9	4	-	1	38	-	-	-	91	-	-
	J	16	-	16	-	-	-	-	4	4	-	1	-	-	-	-	-	-	-	-	-	-	-	-	2	-	-	5	-	-	
Steamboat Springs PD	A	220	220	-	-	-	-	-	7	22	-	18	-	1	4	-	-	6	-	-	4	14	-	-	86	-	4	-	54	-	-
	J	18	-	18	-	-	-	-	3	9	-	1	-	-	-	-	-	2	-	-	-	-	-	-	1	-	-	2	-	-	
Hayden PD	A	25	25	-	-	-	-	1	-	-	-	2	-	1	-	-	-	-	-	-	-	-	-	1	5	1	3	-	11	-	-
	J	1	-	1	-	-	-	1	-	-	-	-	-	-	-	-	-	-	-	-	-	-	-	-	-	-	-	-	-	-	-
Oak Creek PD	A	5	5	-	-	-	-	-	2	-	-	1	-	-	-	-	-	-	1	-	-	-	-	-	-	-	1	-	-	-	-
	J	1	-	1	-	-	-	-	1	-	-	-	-	-	-	-	-	-	-	-	-	-	-	-	-	-	-	-	-	-	-
Steamboat Lake ParkRangers	A	1	1	-	-	-	-	-	-	-	-	-	-	-	-	-	-	-	1	-	-	-	-	-	-	-	-	-	-	-	-
	J	-	-	-	-	-	-	-	-	-	-	-	-	-	-	-	-	-	-	-	-	-	-	-	-	-	-	-	-	-	-
Saguache County	A	347	338	-	2	-	1	8	6	9	8	27	1	1	5	-	1	4	7	-	4	7	-	2	114	11	68	-	52	-	-
	J	-	-	9	-	-	-	5	-	-	-	-	-	1	-	-	-	-	-	-	-	-	-	-	1	1	-	-	-	-	1
Saguache County Sheriff	A	57	57	-	1	-	-	2	-	1	-	5	1	-	1	-	-	1	-	-	3	3	-	-	25	-	-	-	14	-	-
	J	6	-	6	-	-	-	5	-	-	-	-	-	-	-	-	-	-	-	-	-	-	-	-	-	-	-	-	-	-	1
Center PD	A	281	281	-	1	-	1	6	6	8	8	22	-	1	4	-	1	3	7	-	1	4	-	2	89	11	68	-	38	-	-
	J	3	-	3	-	-	-	-	-	-	-	-	-	1	-	-	-	-	-	-	-	-	-	-	1	1	-	-	-	-	-
San Juan County	A	23	21	-	-	-	-	2	-	-	2	-	-	-	-	-	-	1	-	-	3	3	-	-	7	-	1	-	2	-	-
	J	-	-	2	-	-	-	1	-	-	-	-	-	-	-	-	-	-	-	-	-	-	-	-	1	-	-	-	-	-	-
San Juan County Sheriff	A	21	21	-	-	-	-	2	-	-	2	-	-	-	-	-	-	1	-	-	3	3	-	-	7	-	1	-	2	-	-
	J	2	-	2	-	-	-	1	-	-	-	-	-	-	-	-	-	-	-	-	-	-	-	-	1	-	-	-	-	-	-
San Miguel County	A	107	89	-	-	-	-	1	4	5	-	3	-	-	-	-	-	-	-	-	1	17	-	-	36	-	3	-	19	-	-
	J	-	-	18	-	-	-	-	-	3	-	-	-	-	-	-	-	-	-	-	-	-	-	2	-	5	-	6	-	2	
San Miguel County Sheriff	A	89	89	-	-	-	-	1	4	5	-	3	-	-	-	-	-	-	-	-	1	17	-	-	36	-	3	-	19	-	-
	J	18	-	18	-	-	-	-	-	3	-	-	-	-	-	-	-	-	-	-	-	-	-	2	-	5	-	6	-	2	

Arrest Data Continued		Total Arrests	Total Adult	Total Juvenile	Murder, Manslaughter	Forcible Rape	Robbery	Felony Assault	Burglary	Larceny-Theft	Motor Vehicle Theft	Simple Assault	Arson	Forgery & Counterfeiting	Fraud	Embezzlement	Stolen Property--Buying, Receiving, Possessing	Vandalism	Weapons--Carrying, Possessing, Etc.	Prostitution and Commercialized Vice	Sex Offenses Except Forcible Rape & Prostitution	Narcotic Drug Laws--Total	Gambling--Total	Offenses Against Family and Children	Driving Under the Influence	Liquor Laws	Disorderly Conduct	Vagrancy	All Other Offenses (Except Traffic)	Curfew and Loitering - Law Violations	Runaways
Weld County	A	7,436	5,734	-	7	6	20	129	171	684	33	516	6	41	86	-	15	134	68	2	34	107	1	13	1,015	68	343	-	2,235	-	-
	J	-	-	1,702	-	1	11	34	85	444	32	84	6	1	12	-	3	98	19	-	19	28	-	-	25	72	74	-	375	35	244
Weld County Sheriff	A	1,233	1,233	-	1	-	5	3	43	70	13	100	3	13	49	-	-	8	9	-	19	31	-	1	79	1	13	-	772	-	-
	J	114	-	114	-	-	-	-	6	11	1	3	-	-	-	-	-	1	-	-	2	-	-	-	2	-	-	-	88	-	-
Fort Lupton PD	A	145	145	-	-	-	2	3	7	12	1	24	-	2	2	-	-	6	-	-	1	3	-	-	37	2	21	-	22	-	-
	J	47	-	47	-	-	1	-	3	14	3	6	-	-	-	-	-	6	2	-	3	1	-	-	-	-	-	6	1	1	
Greeley PD	A	3,482	3,482	-	5	5	12	97	90	542	14	318	3	16	33	-	13	94	48	2	10	65	1	7	720	59	202	-	1,126	-	-
	J	1,152	-	1,152	-	-	10	25	56	372	14	66	4	-	12	-	2	50	14	-	5	19	-	-	22	55	43	-	193	-	190
Eaton PD	A	46	46	-	-	-	-	1	1	4	-	-	-	-	-	-	-	-	-	-	-	1	-	-	29	-	-	-	10	-	-
	J	44	-	44	-	-	-	-	-	7	-	-	-	-	-	-	-	-	-	-	9	-	-	-	-	1	-	10	-	17	
Evans PD	A	263	263	-	-	-	1	5	10	21	3	54	-	3	1	-	-	10	1	-	3	3	-	-	67	2	38	-	41	-	-
	J	30	-	30	-	-	-	-	5	4	-	5	-	-	-	-	-	5	1	-	-	-	-	-	-	4	-	6	-	-	
La Salle PD	A	41	41	-	-	-	-	1	1	3	-	-	-	-	-	-	-	-	2	-	-	-	-	1	-	-	8	-	25	-	-
	J	19	-	19	-	-	-	2	1	1	-	-	-	-	-	-	-	-	-	-	-	-	-	-	-	1	-	8	-	6	
Windsor PD	A	134	134	-	-	-	-	4	2	2	-	-	-	1	-	-	-	-	-	-	-	1	-	1	26	-	2	-	95	-	-
	J	41	-	41	-	-	-	3	2	8	-	-	-	-	-	-	1	-	-	-	-	5	-	-	1	12	1	4	-	4	
Erie PD	A	43	43	-	-	1	-	2	4	-	-	13	-	1	-	-	-	-	-	-	-	-	-	-	5	-	4	-	13	-	-
	J	45	-	45	-	1	-	-	3	5	12	3	-	-	-	-	-	3	-	-	-	-	-	-	-	-	2	-	5	7	4
Dacono PD	A	111	111	-	-	-	-	2	2	5	2	-	-	-	1	-	-	4	2	-	-	-	-	2	32	-	6	-	53	-	-
	J	89	-	89	-	-	-	-	1	9	2	1	1	-	-	-	-	19	1	-	-	-	-	-	-	-	10	-	20	11	14
Johnstown PD	A	1	1	-	-	-	-	-	-	-	-	-	-	-	-	-	-	-	-	-	-	-	-	-	-	-	-	1	-	-	-
	J	3	-	3	-	-	-	-	-	1	-	-	-	-	-	-	-	-	-	-	-	-	-	-	-	-	-	2	-	-	
Milliken PD	A	64	64	-	-	-	-	3	2	3	-	2	-	-	-	-	-	-	-	-	-	-	-	-	7	2	18	-	27	-	-
	J	45	-	45	-	-	-	3	-	4	-	-	1	1	-	-	-	2	-	-	-	2	-	-	4	4	1	-	13	10	4
Ault PD	A	18	18	-	-	-	-	1	-	6	-	1	-	-	-	-	-	2	-	-	-	-	-	1	4	-	-	3	-	-	
	J	6	-	6	-	-	-	-	-	3	-	-	-	-	-	-	-	1	1	-	-	-	-	-	-	-	-	1	-	-	
Platteville PD	A	35	35	-	1	-	-	5	1	-	-	-	-	1	-	-	-	-	-	-	-	-	-	-	3	-	11	-	13	-	-
	J	2	-	2	-	-	-	-	-	-	-	-	-	-	-	-	-	-	-	-	-	-	-	-	-	-	-	1	-	1	
Gilcrest PD	A	1	1	-	-	-	-	-	-	-	-	-	-	-	-	-	-	-	-	-	-	-	-	-	-	-	-	1	-	-	
	J	-	-	-	-	-	-	-	-	-	-	-	-	-	-	-	-	-	-	-	-	-	-	-	-	-	-	-	-	-	
University of Northern Colo.	A	61	61	-	-	-	-	1	5	9	-	1	-	2	-	-	-	3	3	-	1	1	-	-	4	-	8	-	23	-	-
	J	1	-	1	-	-	-	1	-	-	-	-	-	-	-	-	-	-	-	-	-	-	-	-	-	-	-	-	-	-	

Arrest Data Continued		Total Arrests	Total Adult	Total Juvenile	Murder, Manslaughter	Forcible Rape	Robbery	Felony Assault	Burglary	Larceny-Theft	Motor Vehicle Theft	Simple Assault	Arson	Forgery & Counterfeiting	Fraud	Embezzlement	Stolen Property--Buying, Receiving, Possessing	Vandalism	Weapons--Carrying, Possessing, Etc.	Prostitution and Commercialized Vice	Sex Offenses Except Forcible Rape & Prostitution	Narcotic Drug Laws--Total	Gambling--Total	Offenses Against Family and Children	Driving Under the Influence	Liquor Laws	Disorderly Conduct	Vagrancy	All Other Offenses (Except Traffic)	Curfew and Loitering Law Violations	Runaways
Frederick PD	A	51	51	-	-	-	-	1	2	7	-	1	-	1	-	-	2	7	2	-	-	2	-	-	2	2	12	-	10	-	-
	J	61	-	61	-	-	-	-	8	5	-	-	-	-	-	-	11	-	-	-	-	1	-	-	-	1	11	-	18	6	-
Loch Buie PD	A	5	5	-	-	-	-	-	1	-	-	2	-	1	-	-	-	-	1	-	-	-	-	-	-	-	-	-	-	-	-
	J	3	-	3	-	-	-	-	-	-	-	-	-	-	-	-	-	-	-	-	-	-	-	-	-	-	-	-	-	-	3
Yuma County	A	54	36	-	-	-	-	3	1	-	-	-	-	-	6	-	-	-	-	-	-	-	-	1	16	-	5	-	4	-	-
	J	-	-	18	-	-	-	-	3	2	3	-	-	-	-	-	-	1	-	-	-	-	-	-	2	-	-	-	-	7	-
Yuma County Sheriff	A	12	12	-	-	-	-	3	-	-	-	-	-	-	6	-	-	-	-	-	-	-	-	1	-	-	2	-	-	-	-
	J	4	-	4	-	-	-	-	-	-	3	-	-	-	-	-	-	-	-	-	-	-	-	-	1	-	-	-	-	-	-
Yuma PD	A	24	24	-	-	-	-	-	1	-	-	-	-	-	-	-	-	-	-	-	-	-	-	-	16	-	3	-	4	-	-
	J	14	-	14	-	-	-	-	3	2	-	-	-	-	-	-	-	1	-	-	-	-	-	-	1	-	-	-	7	-	-
Colorado State Patrol	A	4,909	4,809	-	-	-	-	-	-	-	-	-	-	-	-	-	-	-	-	-	-	-	-	-	4,809	-	-	-	-	-	-
	J	-	-	100	-	-	-	-	-	-	-	-	-	-	-	-	-	-	-	-	-	-	-	-	100	-	-	-	-	-	-
District 1	A	574	574	-	-	-	-	-	-	-	-	-	-	-	-	-	-	-	-	-	-	-	-	-	574	-	-	-	-	-	-
	J	4	-	4	-	-	-	-	-	-	-	-	-	-	-	-	-	-	-	-	-	-	-	-	4	-	-	-	-	-	-
District 2	A	1,242	1,242	-	-	-	-	-	-	-	-	-	-	-	-	-	-	-	-	-	-	-	-	-	1,242	-	-	-	-	-	-
	J	25	-	25	-	-	-	-	-	-	-	-	-	-	-	-	-	-	-	-	-	-	-	-	25	-	-	-	-	-	-
District 3	A	767	767	-	-	-	-	-	-	-	-	-	-	-	-	-	-	-	-	-	-	-	-	-	767	-	-	-	-	-	-
	J	21	-	21	-	-	-	-	-	-	-	-	-	-	-	-	-	-	-	-	-	-	-	-	21	-	-	-	-	-	-
District 4	A	602	602	-	-	-	-	-	-	-	-	-	-	-	-	-	-	-	-	-	-	-	-	-	602	-	-	-	-	-	-
	J	10	-	10	-	-	-	-	-	-	-	-	-	-	-	-	-	-	-	-	-	-	-	-	10	-	-	-	-	-	-
District 5	A	831	831	-	-	-	-	-	-	-	-	-	-	-	-	-	-	-	-	-	-	-	-	-	831	-	-	-	-	-	-
	J	29	-	29	-	-	-	-	-	-	-	-	-	-	-	-	-	-	-	-	-	-	-	-	29	-	-	-	-	-	-
District 6	A	793	793	-	-	-	-	-	-	-	-	-	-	-	-	-	-	-	-	-	-	-	-	-	793	-	-	-	-	-	-
	J	11	-	11	-	-	-	-	-	-	-	-	-	-	-	-	-	-	-	-	-	-	-	-	11	-	-	-	-	-	-
Division of Wildlife	A	4,026	3,816	-	-	-	-	-	-	-	-	-	-	-	-	-	-	-	-	-	-	-	-	-	-	-	-	-	3,816	-	-
	J	-	-	210	-	-	-	-	-	-	-	-	-	-	-	-	-	-	-	-	-	-	-	-	-	-	-	-	210	-	-
Denver Headquarters	A	3,816	3,816	-	-	-	-	-	-	-	-	-	-	-	-	-	-	-	-	-	-	-	-	-	-	-	-	-	3,816	-	-
	J	210	-	210	-	-	-	-	-	-	-	-	-	-	-	-	-	-	-	-	-	-	-	-	-	-	-	-	210	-	-

COLORADO LAW ENFORCEMENT OFFICERS ASSAULTED

Seven hundred and seventy-nine assaults on sworn officers were reported during 1986. This represents a decrease of 6.2% over the assaults on officers reported in 1985.

ACTIVITY AT THE TIME OF THE ASSAULT

The discussion below examines activities of law enforcement officers at the time of the assaults. The greatest number of assaults, 31.8% involved disturbance calls. The second highest incidence, 19.1% of the assaults, were in handling prisoners.

TYPE OF ASSIGNMENT

Of those officers assaulted during 1986 in Colorado, 16.6% were in two-man vehicles, 63% in one-man vehicles, 3.6% on detective or special assignments and 16.8% on other assignments.

INJURIES TO LAW ENFORCEMENT OFFICERS

Assaults on Colorado officers resulted in 47 cases of serious personal injury to every 100 officers assaulted.

TIME OF ASSAULT

64.6% of the assaults on officers occurred between 8 p.m. and 4 a.m. The period with greatest incidence was from 10 p.m. to 2 a.m. During this four hour period, 41.3% of all assaults on officers occurred.

CLEARANCE OF ASSAULTS ON POLICE

Statewide, 95.5% of police assaults were cleared by arrest. This is a slight decrease from last year when 95.8% of the assaults on police officers were cleared by arrest.

ACTIVITY INFORMATION

	NUMBER	PERCENT DISTRIBUTION
Disturbance Call	248	31.8%
Burglary in Progress	13	1.7%
Robbery in Progress	4	.5%
Attempting Other Arrest	115	14.8%
Civil Disorder	12	1.5%
Handling, Transporting Prisoners	149	19.1%
Investigating Suspicious Persons or Circumstances	64	8.2%
Ambush - No Warning	7	.9%
Mentally Deranged	15	1.9%
Traffic Pursuits & Stops	53	6.8%
All Other	99	12.7%

ASSIGNMENT INFORMATION

	NUMBER	PERCENT DISTRIBUTION
Two-Man Vehicle	129	16.6%
One-Man Vehicle		
Alone	150	19.3%
Assisted	341	43.8%
Detective		
Alone	7	.9%
Assisted	21	2.7%
Other		
Alone	51	6.5%
Assisted	80	10.3%

WEAPON INFORMATION

	NUMBER	PERCENT DISTRIBUTION
Firearm	41	5.3%
Knife, Cutting Instrument	27	3.5%
Other Dangerous Weapon	133	17.1%
Hands, Fists, Feet, Etc.	578	74.2%

INJURY

	NUMBER	PERCENT DISTRIBUTION
With Injuries	369	47.4%
No Injuries	410	52.6%

TIME INFORMATION

	NUMBER	PERCENT DISTRIBUTION
12 a.m. - 2 a.m.	147	18.9%
2 a.m. - 4 a.m.	83	10.7%
4 a.m. - 6 a.m.	24	3.1%
6 a.m. - 8 a.m.	10	1.3%
8 a.m. - 10 a.m.	22	2.8%
10 a.m. - 12 p.m.	26	3.3%
12 p.m. - 2 p.m.	29	3.7%
2 p.m. - 4 p.m.	39	5.0%
4 p.m. - 6 p.m.	56	7.2%
6 p.m. - 8 p.m.	70	9.0%
8 p.m. - 10 p.m.	98	12.6%
10 p.m. - 12 a.m.	175	22.5%

CLEARANCE INFORMATION

NUMBER ASSAULTED	NUMBER CLEARED	PERCENT CLEARED
779	744	95.5%

CRIMINAL HOMICIDE-SPECIAL SUPPLEMENT

Criminal homicide is defined as the willful killing of one human being by another. It is the one offense in the Uniform Crime Reporting Program for which detailed information is received for each reported offense. This type of data collection permits the analysis of homicides in terms of characteristics of the victims, the offenders, and the circumstances surrounding each offense. The benefits of this type of analysis are apparent. Namely, simple offense counts are complimented with the examination of complicated interrelationships ultimately producing a much more informative and functional overview of homicide offenses.

In this report, basic homicide data is focused on certain victim offender, and weapon characteristics. These characteristics provide us with a contrastive profile of homicide in the state of Colorado.

VOLUME AND RATE

The following data applies only to murder and non-negligent manslaughter and does not encompass negligent manslaughter. In 1986 there were 230 murders and non-negligent manslaughters that were reported and determined as actual. During 1986, murder and non-negligent manslaughter account for .001% of all index crimes and 1.4% of all violent crimes. The 1986 statewide total increased by 41 cases or 21.7%. Furthermore, one murder or non-negligent manslaughter occurred every 38 hours and 5 minutes. The frequency of incidences during 1986 was greatest in the month of July, when 27 homicides occurred. The months of January and February, with 11 homicides each, depicted the lowest monthly volume reported in 1986.

THE VICTIMS

In 1986 230 persons were reported as victims of homicide by means of murder or non-negligent homicide. The male was more likely to be a victim, accounting for 73.5% compared to the female, accounting for 26.5%. By age, the majority of victims ranged between the ages of 15 to 45. The 25-29 age group accounted for the highest number of homicide victims, 17.8%. Analysis by race disclosed that of all victims, 82.6% were White*, 16.1% were Black, 1.3% were Indian and 0% Asian or Pacific Islander.

THE OFFENDER

In the area of known perpetrators, 242 persons were identified by one or more of the following characteristics: age, sex, or race. The male represented 64.9% whereas the female represented 14.4%. In 20.7% of the cases there was no information available. Examination of known offenders by age revealed the largest number of offenders fell between 15 and 44. The offenders in the 25-29 year age bracket displayed the largest number of offenders, 14.5%. Offender analysis by race indicated that 62.4% were White*, 15.7% were Black, .4% were Indian, .4% were Asian or Pacific Islander and 21.1% were unknown.

VICTIM-OFFENDER RELATIONSHIPS

A study of victim-offender relationships revealed 36.1% were situations where victims were killed by offenders who were acquaintances. Further analysis disclosed 18.0% of incidents involved strangers, 23.9% consisted of circumstances where no relationship could be established, and 8.3% were attributed to episodes between spouses. Instances involving family members accounted for 3.9% and the parent/child relationship represented 7.8%.

WEAPONS

During 1986 firearms were utilized in 57.4% of the homicides reported in which a weapon was identified, an increase from 1985. Within the firearms category, handguns were the predominant weapon representing a 77.3% involvement. Knife and cutting instruments represented a 19.1% involvement in all homicides. Personal weapons such as hands, fists, and feet accounted for 13.5%. Other dangerous weapons were responsible for 8.3% of the homicides, and the remaining 1.7% was attributed to cases where the weapon used could not be definitely identified.

*White includes persons of Mexican or Spanish-American ancestry who are not definitely Indian or another non-White race as defined in the Uniform Crime Reporting Handbook.

VICTIM BY AGE, SEX AND RACE

AGE	NUMBER	
	1986	1985
Under 1	5	4
1-5	9	4
6-10	1	3
11-14	2	4
15-19	11	12
20-24	39	38
25-29	41	30
30-34	29	23
35-39	23	23
40-44	17	16
45-49	10	5
50-54	13	9
55-59	7	5
60-64	9	7
65-69	6	2
70-74	4	—
75 and Over	2	3
Unknown	2	1
TOTAL	230	189

	NUMBER		PERCENT DISTRIBUTION	
	1986	1985	1986	1985
Male	169	136	73.5%	72.0%
Female	61	53	26.5%	28.0%
TOTAL	230	189	100.0%	100.0%
White*	190	156	82.6%	82.5%
Black	37	30	16.1%	15.9%
Indian	3	1	1.3%	.5%
Asian	—	2	—	1.1%
Other	—	—	—	—
TOTAL	230	189	100.0%	100.0%

*White includes persons of Mexican or Spanish-American ancestry who are not definitely Indian or another non-White race as defined in the Uniform Crime Reporting Handbook.

OFFENDER BY AGE, SEX AND RACE

AGE	NUMBER	
	1986	1985
Under 1	—	—
1-5	—	—
6-10	1	—
11-14	4	1
15-19	23	22
20-24	33	32
25-29	35	30
30-34	24	23
35-39	23	15
40-44	16	10
45-49	6	6
50-54	7	9
55-59	4	—
60-64	3	1
65-69	1	—
70-74	1	2
75 and Over	1	—
Unknown	60	50
TOTAL	242	201

	NUMBER		PERCENT DISTRIBUTION	
	1986	1985	1986	1985
Male	157	140	64.9%	69.7%
Female	35	28	14.4%	13.9%
Unknown	50	33	20.7%	16.4%
TOTAL	242	201	100.0%	100.0%
White*	151	128	62.4%	63.7%
Black	38	33	15.7%	16.4%
Indian	1	5	.4%	2.5
Asian	1	2	.4%	1.0
Other	51	33	21.1%	16.4%
TOTAL	242	201	100.0%	100.0%

*White includes persons of Mexican or Spanish-American ancestry who are not definitely Indian or another non-White race as defined in the Uniform Crime Reporting Handbook.

PERSONS KILLED BY TYPE OF WEAPON

TYPE OF WEAPON	NUMBER OF PERSONS KILLED		PERCENT DISTRIBUTION	
	1986	1985	1986	1985
Firearms	132	100	57.4%	52.9%
Knife/Cutting Instruments	44	40	19.1%	21.2%
Other Dangerous Weapons	19	18	8.3%	9.5%
Hands, Fists, Feet	31	23	13.5%	12.2%
Undetermined	4	8	1.7%	4.2%
TOTAL	230	189	100.0%	100.0%

PERSONS KILLED BY TYPE OF FIREARM

TYPE OF WEAPON	NUMBER OF PERSONS KILLED		PERCENT DISTRIBUTION	
	1986	1985	1986	1985
Handgun	102	81	77.3%	81.0%
Rifle	11	9	8.3%	9.0%
Shotgun	14	6	10.6%	6.0%
Undetermined	5	4	3.8%	4.0%
TOTAL	132	100	100.0%	100.0%

MONTH OF OCCURENCE

MONTH	NUMBER OF OFFENSES	PERCENT DISTRIBUTION
January	11	4.8%
February	11	4.8%
March	19	8.3%
April	18	7.8%
May	25	10.9%
June	18	7.8%
July	27	11.6%
August	16	7.0%
September	22	9.5%
October	25	10.9%
November	19	8.3%
December	19	8.3%
TOTAL	230	100.0%

PERCENT DISTRIBUTION OF RELATIONSHIP TO VICTIM TO OFFENDER

TYPE OF RELATIONSHIP	PERCENT DISTRIBUTION	
	1986	1985
Spouse	8.3%	10.1%
Parent/Child	7.8%	5.3%
Lover's Triangle	2.0%	4.8%
Acquaintance	36.1%	33.2%
Stranger	18.0%	19.7%
Family	3.9%	4.8%
Unknown	23.9%	22.1%
TOTAL	100.0%	100.0%