

105944  
hnb501



STATE OF NEW YORK  
 DEPARTMENT OF CORRECTIONAL SERVICES  
 THE STATE OFFICE BUILDING CAMPUS  
 ALBANY, N.Y. 12226

CR-Sent  
 11-13-87  
 105944

THOMAS A. COUGHLIN III  
 COMMISSIONER

WARD DE WITT  
 ASSISTANT COMMISSIONER

1985 NEW COMMITMENTS

105944

U.S. Department of Justice  
 National Institute of Justice

This document has been reproduced exactly as received from the person or organization originating it. Points of view or opinions stated in this document are those of the authors and do not necessarily represent the official position or policies of the National Institute of Justice.

Permission to reproduce this copyrighted material has been granted by

NYS Department of Correctional Services

to the National Criminal Justice Reference Service (NCJRS).

Further reproduction outside of the NCJRS system requires permission of the copyright owner.

NCJRS  
 JUL 15 1987  
 ACQUISITIONS

STATE OF NEW YORK  
 DEPARTMENT OF CORRECTIONAL SERVICES  
 THOMAS A. COUGHLIN III  
 COMMISSIONER

DIVISION OF PROGRAM PLANNING, RESEARCH AND EVALUATION  
 THE STATE OFFICE BUILDING CAMPUS  
 ALBANY, N.Y. 12226

## INTRODUCTION

The Department of Correctional Services admitted 15,569 offenders into facility custody during calendar year 1985. The major portion (79.8%) of these offenders were court commitments who had been convicted of felonies and sentenced to indeterminate terms of imprisonment. This report presents descriptive data on a variety of attributes describing the characteristics of this group of offenders.

The variables covered in this report include: gender; ethnic group; crime; region; predicate (second) felony status; felony class; minimum sentence; maximum sentence; education; marital status; and county of commitment by crime. Charts showing the percent distributions of the variables are presented along with tabulations of the variable by age on commitment.

In addition to the material on 1985 court commitments a breakdown of the other 1985 admission categories is provided. Also, the number of admissions by type and releases by type are shown for each calendar year covering the period 1976-1985.

## CONTENTS

<u>Page Number</u>	<u>Description</u>
1	Highlights
2	Admissions and Releases, 1976-1985
3	Total Admissions by Type
4	Gender
5	Ethnic Group
6	Crime
8	Region
9	Second Felony
10	Felony Class
11	Minimum Sentence
12	Maximum Sentence
13	Education
14	Marital Status
15	Crime by County of Commitment

## H I G H L I G H T S

1. In 1985 DOCS admitted 15,569 offenders to custody. The largest group (79.8% or 12,420) were court commitments.
2. Of these commitments 96.0% were males and 4.0% females. The median age on admission for males was 26.4 years and 29.7 years for females.
3. Forty-eight percent (48.1%) of the commitments were in the black ethnic group; 28.3% Hispanic; 23.2% white; and 0.4% other.
4. Over half (56.4%) were committed for violent felony offenses and another 5.3% were committed for coercive/violent offenses. Property crimes accounted for 18.3% while drugs accounted for 17.8% of commitments.
5. More than two out of three (67.5%) commitments came from New York City. An additional 13.8% came from Suburban NYC areas while 18.7% came from Upstate.
6. Nearly half (44.9%) of the commitments were sentenced as second felony or persistent felony offenders.
7. Class D felonies accounted for 30.4% of all commitments, the largest felony class. Class B was next at 23.0% followed by Class C at 22.5%; Class E at 16.0%; Class A at 5.8%; and Youthful Offenders at 2.2%.
8. The median minimum sentence was 26.8 months while the median maximum sentence was 61.9 months.
9. The average inmate had a partial high school education and was either unemployed or held a job as a service worker prior to commitment.
10. Over half (53.9%) of the commitments had never been married while 18.5% were married at time of commitment. About the same portion (18.8%) had a "common law" relationship while the remainder were separated, divorced or widowed.

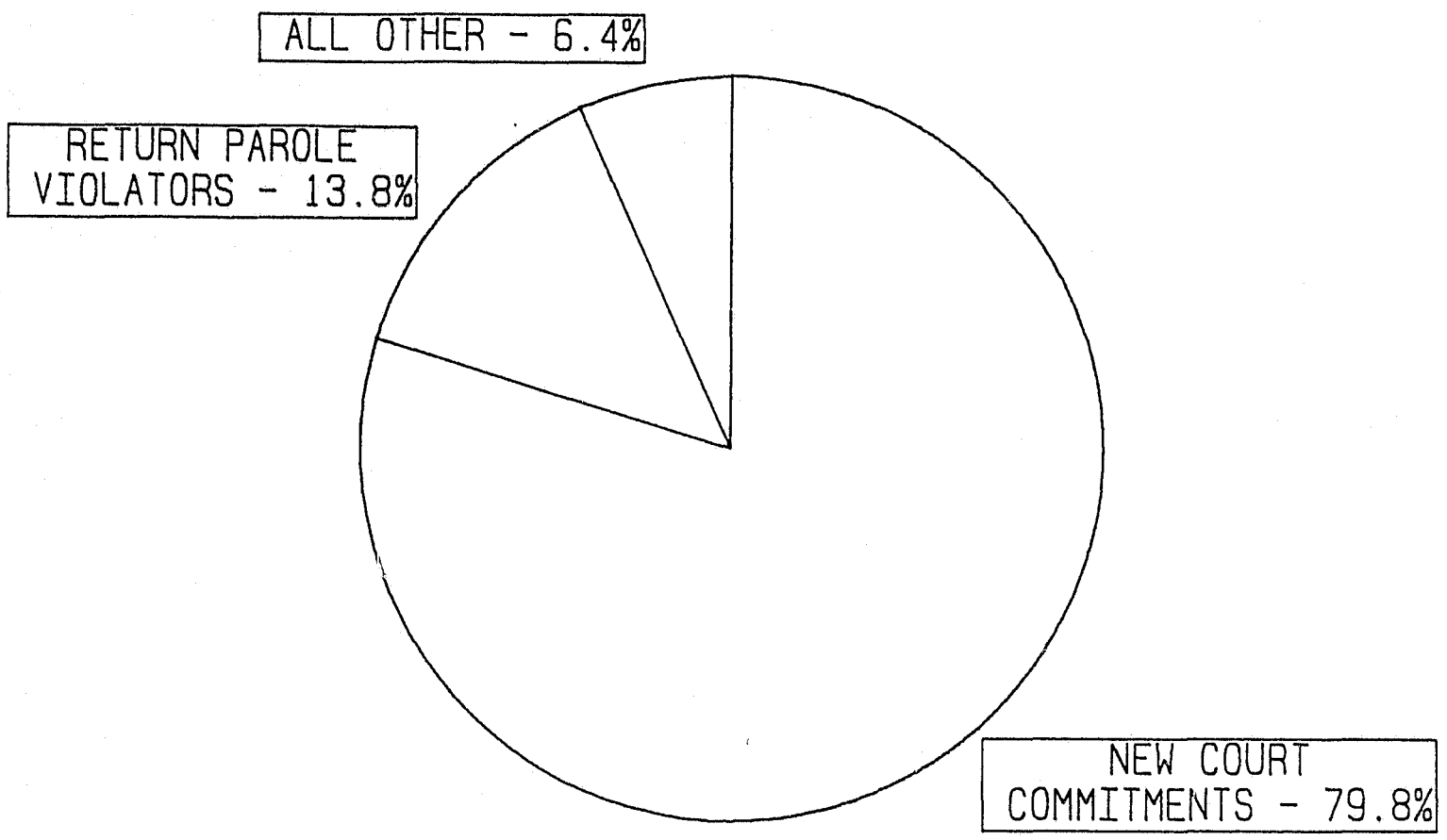
ADMISSIONS AND RELEASES FROM FACILITIES OF THE DEPARTMENT OF CORRECTIONAL SERVICES<sup>1/</sup>  
FOR THE CALENDAR YEARS 1976 - 1985

<u>TYPE OF ADMISSION OR RELEASE</u>	<u>1976</u>	<u>1977</u>	<u>1978</u>	<u>1979</u>	<u>1980</u>	<u>1981</u>	<u>1982</u>	<u>1983</u>	<u>1984</u>	<u>1985<sup>a/</sup></u>
<u>Under Custody on January 1</u>	16,103	17,752	19,408	20,187	20,855	21,626	25,499	27,943	30,537	33,136
<u>Admissions</u>	9,760	10,272	8,837	9,462	10,260	12,723	12,727	14,867	14,848	15,569
Court Commitment	8,063	8,436	7,232	7,595	7,959	10,303	10,406	12,536	12,247	12,420
Transfers from Outside Dept.	14	50	244	341	418	463	446	497	554	749
Affirmation of Sentence	40	46	60	56	59	67	61	52	48	39
Parole Violator	836	984	871	985	1,234	1,307	1,229	1,224	1,498	1,907
Conditional Release Violator	361	359	263	346	479	493	445	430	356	244
Statutory Release Violator	—	—	—	—	—	—	—	—	—	—
Returned from Escape/Abscond	446	397	167	139	111	90	140	128	145	173
Other Admissions	—	—	—	—	—	—	—	—	—	37
<u>Under Custody All or Part of Year</u>	25,863	28,024	28,245	29,649	31,115	34,349	38,226	42,810	45,385	48,705
<u>Releases</u>	8,111	8,616	8,058	8,794	9,489	8,850	10,283	12,273	12,249	13,966
Parole	4,979	5,468	5,066	5,378	5,659	5,001	6,319	8,575	9,007	10,311
Conditional Release	1,900	1,816	1,981	2,382	2,549	2,530	2,594	2,451	1,886	2,051
Statutory Release	4	—	—	1	—	1	—	—	—	—
Maximum Expiration of Sentence	388	413	388	344	527	590	546	382	407	414
Death	30	32	30	31	41	39	62	54	110	163
Court Order	187	209	203	182	169	132	122	118	100	87
Escaped or Absconded	611	525	86	65	70	75	126	126	156	181
Transfers Outside Department	7	152	304	407	466	480	512	561	575	728
Other	5	1	—	4	8	2	2	6	8	31
<u>Under Custody on December 31</u>	17,752	19,408	20,187	20,855	21,626	25,499	27,943	30,537	33,136	34,739
Parole Detainees on December 31					303	422	556	414	673	634
<u>Under Custody Plus Detainees</u>					21,929	25,921	28,499	30,951	33,809	35,373
Transfers Between DOCS Facilities	26,370	34,770	31,225	32,503	31,341	38,485	40,165	44,807	45,353	53,674

<sup>a/</sup>Preliminary figures which contain partial estimates.

<sup>1/</sup>Excludes data on parolee detainees and inmates transferred to the Central New York Psychiatric Center.

DEPARTMENT OF CORRECTIONAL SERVICES  
 TOTAL ADMISSIONS DURING 1985




1985 TOTAL ADMISSIONS  
 TYPE OF ADMISSION

TYPE OF ADMISSION	NUMBER	PERCENT
TOTAL COMMITMENTS	15569	100.00
COURT COMMITMENTS	12420	79.77
TRANSFERS FROM OUTSIDE DOCS	749	4.81
VIOLATORS FROM PAROLE SUPERVISION	2151	13.82
RETURNS FROM ESCAPE/ABSCOND.	173	1.11
OTHER ADMISSIONS	76	0.49

DEPARTMENT OF CORRECTIONAL SERVICES  
1985 COMMITMENTS - GENDER

FEMALES - 4.0%

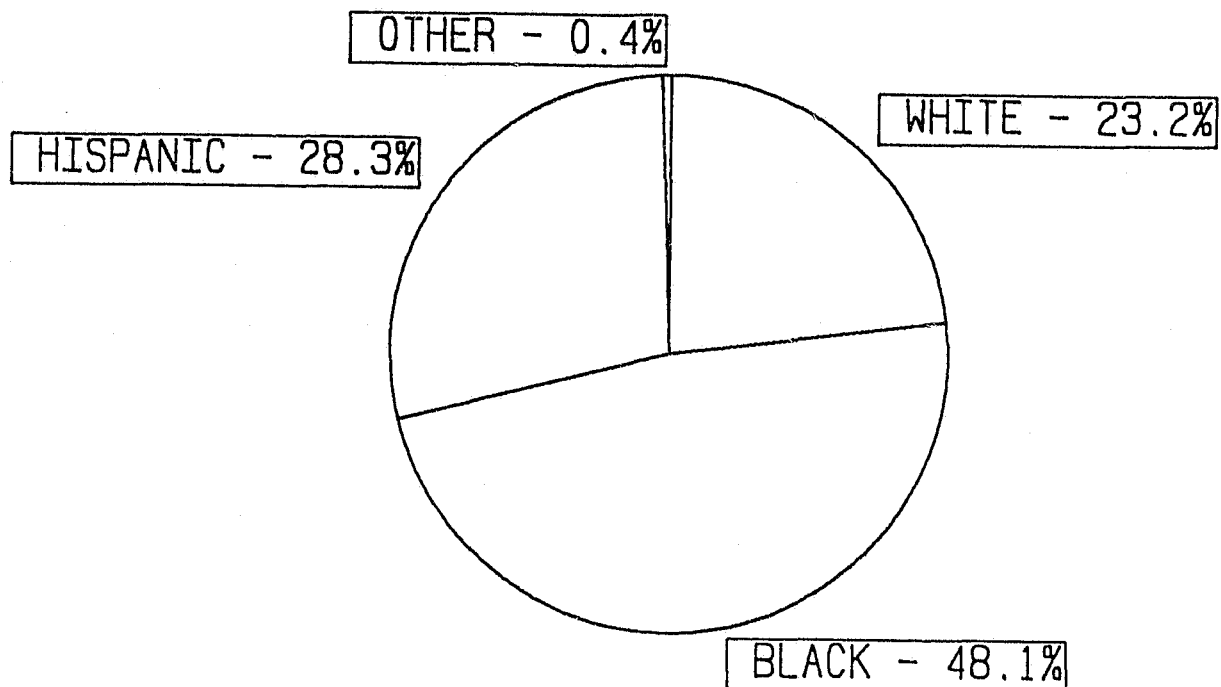


MALES - 96.0%

1985 NEW COMMITMENTS  
GENDER\* BY AGE

GENDER	AGE ON COMMITMENT (IN YEARS)										TOTAL
	16-18	19-20	21-24	25-29	30-34	35-39	40-44	45-49	50-64	65 YEARS & OVER	
MALES	940	1391	2893	2719	1803	1053	564	272	262	28	11925
FEMALES	19	26	82	129	123	50	27	20	17	2	495
TOTAL: NUMBER	959	1417	2975	2848	1926	1103	591	292	279	30	12420
PERCENT	7.72	11.41	23.95	22.93	15.51	8.88	4.76	2.35	2.25	0.24	100.00

DEPARTMENT OF CORRECTIONAL SERVICES  
1985 COMMITMENTS - ETHNIC



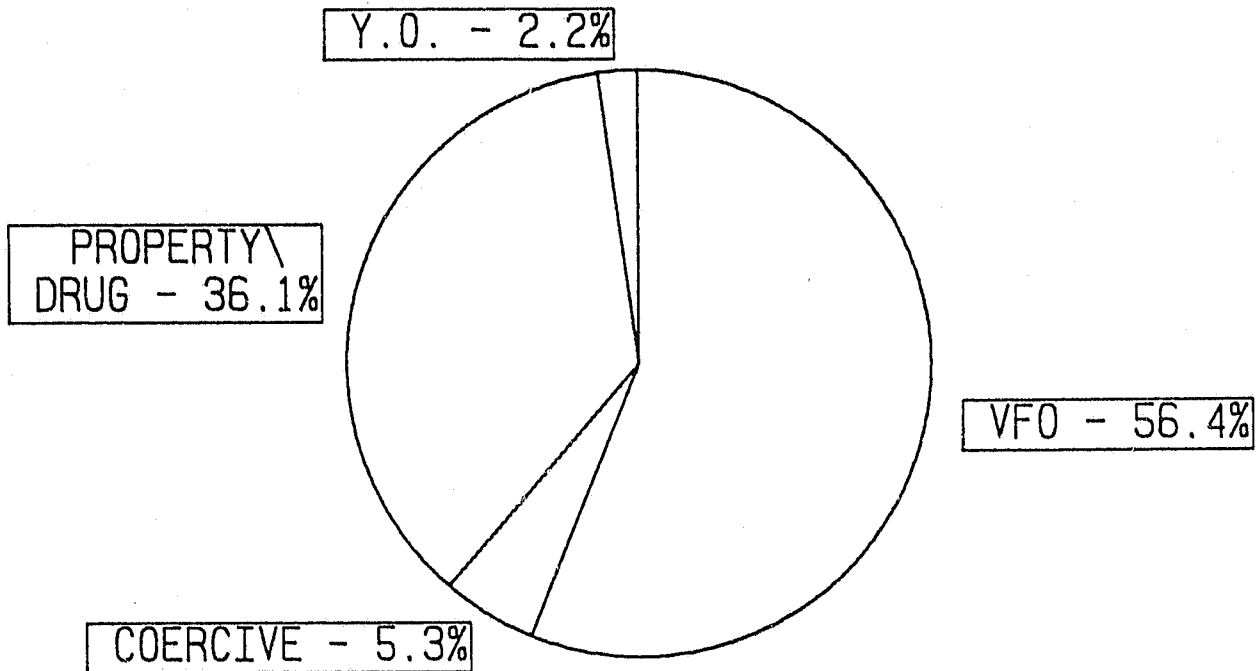
1985 NEW COMMITMENTS  
ETHNIC\* BY AGE

ETHNIC GROUP	AGE ON COMMITMENT										TOTAL
	16-18	19-20	21-24	25-29	30-34	35-39	40-44	45-49	50-64	65& OVER	
TOTAL COMMITMENTS	959	1416	2967	2841	1921	1099	590	290	279	30	12392
WHITE	191	305	613	667	418	290	166	97	106	21	2874
BLACK	543	771	1507	1319	900	467	242	103	102	8	5962
HISPANIC	215	336	834	842	602	340	182	87	71	1	3510
OTHER	10	4	13	13	1	2	0	3	0	0	46

\*DATA NOT READILY AVAILABLE FOR 28 INMATES.



DEPARTMENT OF CORRECTIONAL SERVICES  
1985 COMMITMENTS - CRIME



1985 NEW COMMITMENTS  
CRIME\* BY AGE

OFFENSE ON COMMITMENT	AGE ON COMMITMENT										TOTAL
	16-18	19-20	21-24	25-29	30-34	35-39	40-44	45-49	50-64	65 & OVER	
TOTAL COMMITMENTS	958	1416	2973	2848	1924	1102	590	292	278	30	12411
A. VIOLENT FELONY OFFENSES	617	946	1853	1560	937	523	276	124	140	18	6994
B. OTHER FELONY OFFENSES											
1. OFFENSES INVOLVING VIOLENCE/COERCION	35	50	160	165	97	62	41	28	16	4	658
2. PROPERTY, DRUG AND OTHER OFFENSES	129	333	948	1123	890	517	273	140	122	8	4483
C. YOUTHFUL OFFENDERS	177	87	12	0	0	0	0	0	0	0	276

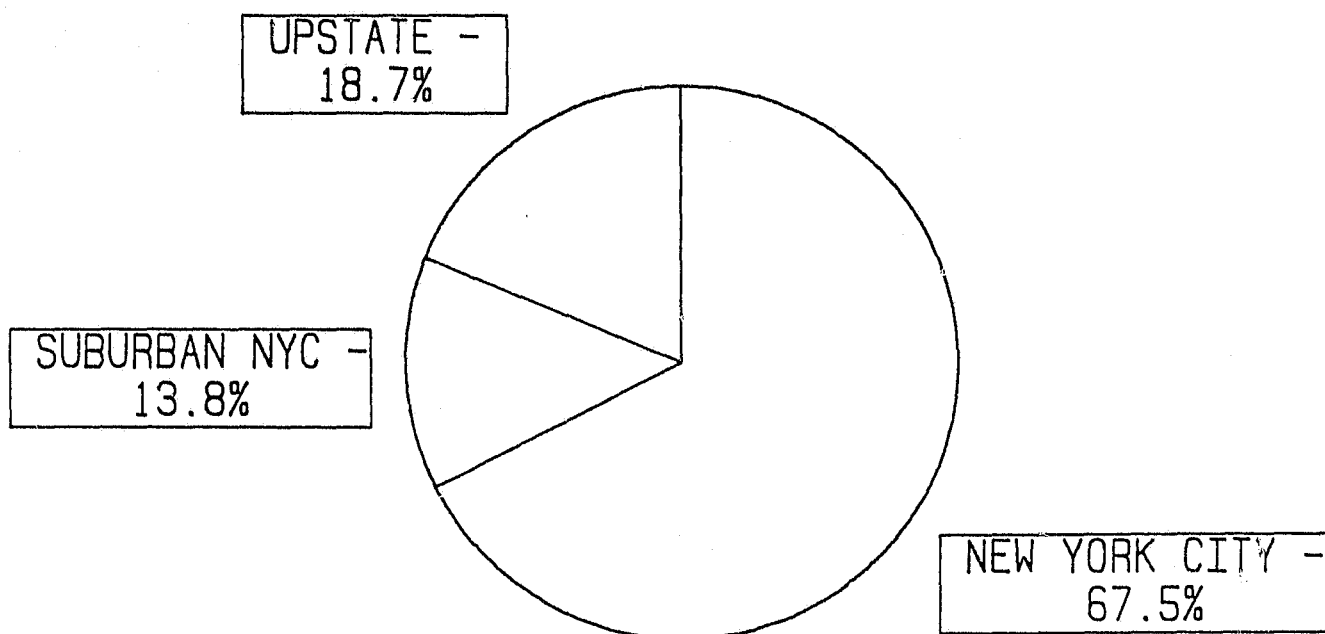
\*DATA NOT READILY AVAILABLE FOR 9 COMMITMENTS.

1985 NEW COMMITMENTS  
CRIME\* BY AGE

OFFENSE ON COMMITMENT	AGE ON COMMITMENT										TOTAL
	16-18	19-20	21-24	25-29	30-34	35-39	40-44	45-49	50-64	65 & OVER	
TOTAL COMMITMENTS	958	1416	2973	2848	1924	1102	590	292	278	30	12411
A. VIOLENT FELONY OFFENSES	617	946	1853	1560	937	523	276	124	140	18	6994
MURDER	22	33	71	78	50	28	20	8	6	1	317
ATTEMPTED MURDER	13	27	30	34	17	16	13	4	9	1	164
MANSLAUGHTER 1ST	23	44	86	91	42	36	25	12	20	6	393
RAPE 1ST	18	16	63	79	37	32	16	6	11	1	279
ROBBERY 1ST	177	260	493	377	205	52	18	17	5	1	1645
ROBBERY 2ND	183	257	462	282	134	70	23	4	3	0	1418
ASSAULT 1ST	7	30	42	51	39	31	13	13	16	0	242
ASSAULT 2ND	16	27	58	56	40	26	20	5	7	1	256
BURGLARY 1ST	14	17	38	20	27	13	7	2	2	0	140
BURGLARY 2ND	106	179	292	246	181	75	44	16	7	0	1146
ARSON 1ST AND 2ND	6	4	12	14	6	3	4	2	3	0	54
SODOMY 1ST	6	7	20	24	26	17	15	6	4	1	126
SEXUAL ABUSE 1ST	6	8	21	14	19	12	11	7	13	4	115
DANGEROUS WEAPONS	20	37	158	189	109	69	46	22	25	2	677
KIDNAPPING	0	0	7	5	5	3	1	0	1	0	22
B. OTHER FELONY OFFENSES											
1. OFFENSES INVOLVING VIOLENCE/COERCION	35	50	160	165	97	62	41	28	16	4	658
MANSLAUGHTER 2ND	3	7	15	14	11	6	8	7	1	0	72
CRIM. NEG. HOMICIDE	1	2	2	4	5	1	1	2	0	0	18
RAPE 2ND AND 3RD	2	2	3	6	9	8	2	1	3	0	36
ROBBERY 3RD	24	27	100	84	35	23	9	2	1	1	306
ATTEMPTED ASSAULT 2ND	3	5	15	19	11	9	7	3	2	0	74
ATT SEXUAL ABUSE 1ST	0	0	2	6	5	2	3	3	1	1	23
OTHER COERCIVE & VIOL.	2	7	23	32	21	13	11	10	8	2	129
2. PROPERTY, DRUG AND OTHER OFFENSES	129	333	948	1123	890	517	273	140	122	8	4483
BURGLARY 3RD	47	93	209	221	165	72	42	13	8	0	870
GRAND LARCENY	26	57	135	143	111	62	29	22	16	2	603
DRUGS	28	123	443	579	467	287	148	75	66	2	2218
FORGERY	3	15	20	34	53	35	16	4	7	1	188
STOLEN PROPERTY	18	30	101	99	73	35	12	13	9	1	391
ALL OTHER FELONIES	7	15	40	47	21	26	26	13	16	2	213
C. YOUTHFUL OFFENDERS	177	87	12	0	0	0	0	0	0	0	276

\*DATA NOT READILY AVAILABLE FOR 9 COMMITMENTS.

DEPARTMENT OF CORRECTIONAL SERVICES  
1985 COMMITMENTS - REGION

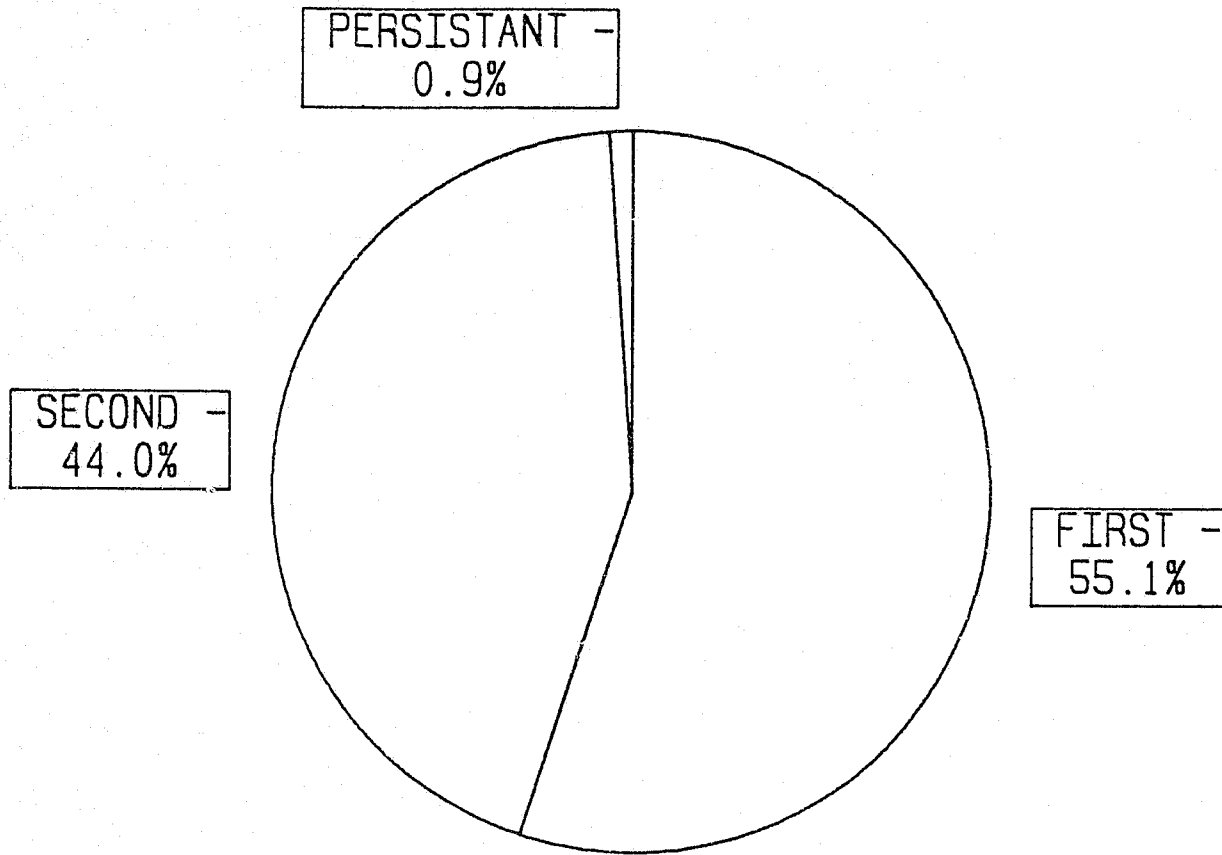


1985 NEW COMMITMENTS  
REGION\* BY AGE

REGION	AGE ON COMMITMENT										TOTAL
	16-18	19-20	21-24	25-29	30-34	35-39	40-44	45-49	50-64	65 & OVER	
TOTAL STATE	958	1416	2971	2846	1925	1099	589	291	278	30	12403
NEW YORK CITY	630	954	2050	1916	1316	777	377	177	166	10	8373
NEW YORK COUNTY	207	308	747	788	574	382	197	99	90	7	3399
KINGS COUNTY	185	297	603	448	298	143	79	34	30	1	2118
BRONX COUNTY	130	191	373	398	260	150	58	25	27	0	1612
QUEENS COUNTY	101	148	293	259	169	86	41	16	15	1	1129
RICHMOND COUNTY	7	10	34	23	15	16	2	3	4	1	115
SUBURBAN NYC	109	192	386	412	274	137	102	48	51	6	1717
UPSTATE	219	270	535	518	335	185	110	66	61	14	2313

\*REGION DATA NOT READILY AVAILABLE FOR 17 COMMITMENTS.

DEPARTMENT OF CORRECTIONAL SERVICES  
1985 COMMITMENTS - PREDICATE SENTENCES

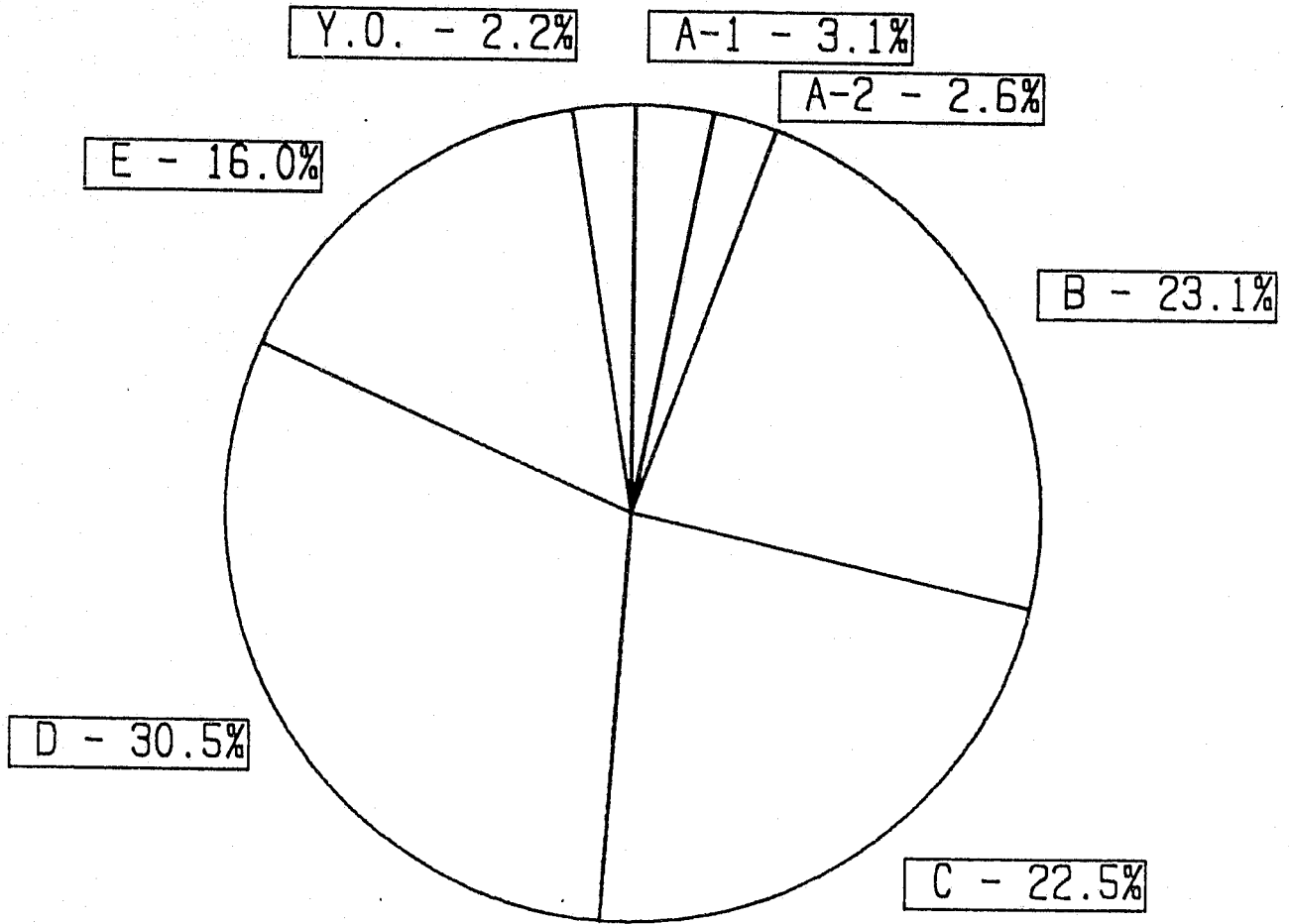


1985 NEW COMMITMENTS  
SECOND FELONY\* BY AGE

TYPE OF SENTENCE	AGE ON COMMITMENT										TOTAL
	16-18	19-20	21-24	25-29	30-34	35-39	40-44	45-49	50-64	65 & OVER	
TOTAL COMMITMENTS	959	1417	2974	2848	1926	1103	591	292	279	30	12419
FIRST FELONY	875	1062	1625	1342	812	481	283	166	170	23	6839
SECOND FELONY	84	355	1338	1479	1078	605	295	122	106	7	5469
PERSISTENT FELONY	0	0	11	27	36	17	13	4	3	0	111

\*DATA NOT READILY AVAILABLE ON 1 COMMITMENT.

DEPARTMENT OF CORRECTIONAL SERVICES  
1985 COMMITMENTS - FELONY CLASS

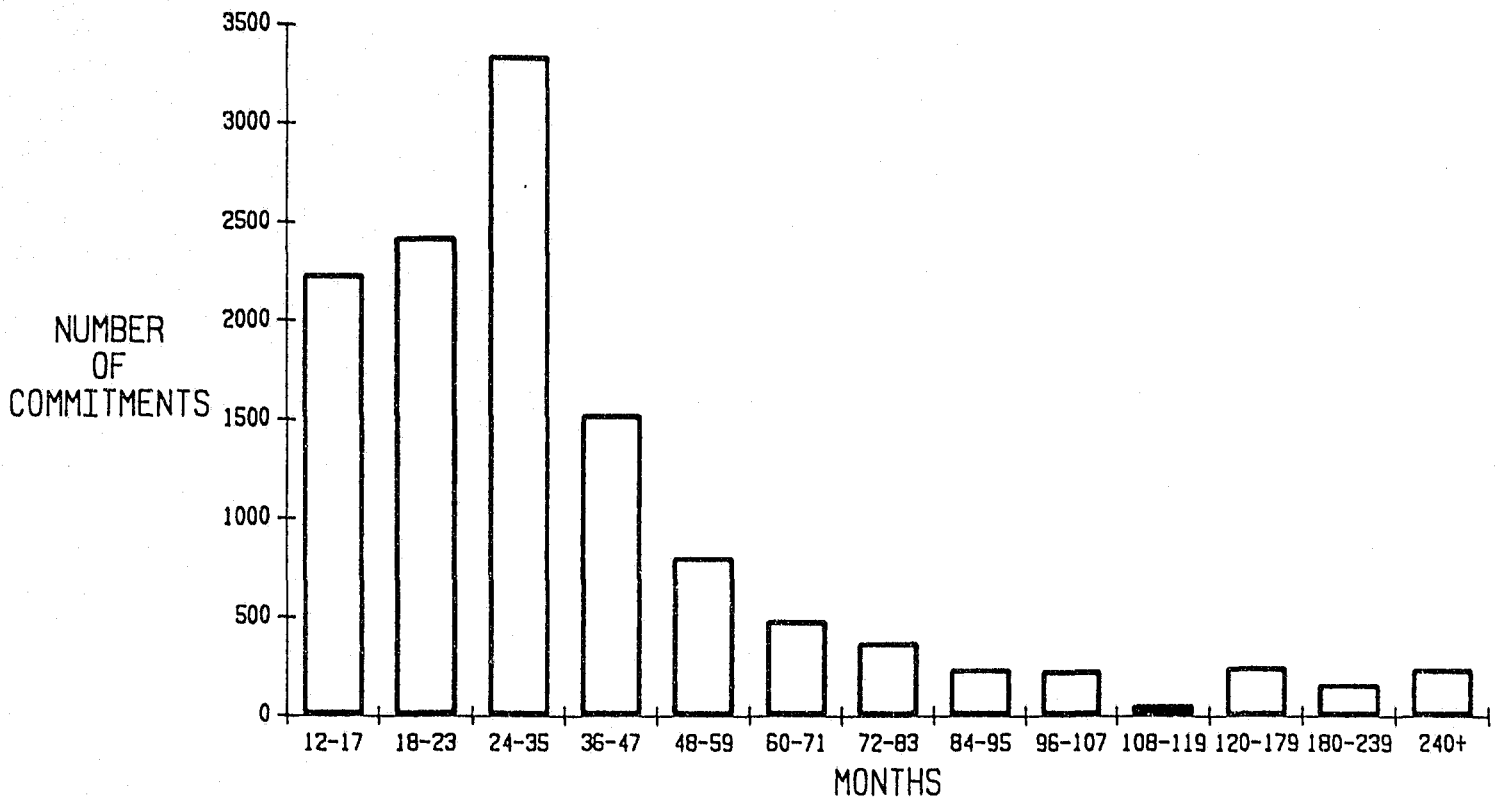


1985 NEW COMMITMENTS  
FELONY CLASS\* BY AGE

FELONY CLASS	AGE ON COMMITMENT										TOTAL
	16-18	19-20	21-24	25-29	30-34	35-39	40-44	45-49	50-64	65 & OVER	
TOTAL COMMITMENTS	958	1416	2373	2848	1924	1102	590	292	278	30	12411
A-1	22	35	85	90	69	40	29	8	10	1	389
A-2	3	11	60	76	75	54	18	13	17	1	328
B	203	332	696	672	448	230	130	70	70	11	2862
C	291	404	760	586	341	204	110	51	44	2	2793
D	193	399	902	902	615	385	197	91	85	12	3781
E	69	148	458	522	376	189	106	59	52	3	1982
YOUTHFUL OFFENDER	177	87	12	0	0	0	0	0	0	0	276

\*DATA NOT READILY AVAILABLE ON 9 COMMITMENTS.

DEPARTMENT OF CORRECTIONAL SERVICES  
1985 COMMITMENTS - MINIMUM SENTENCE

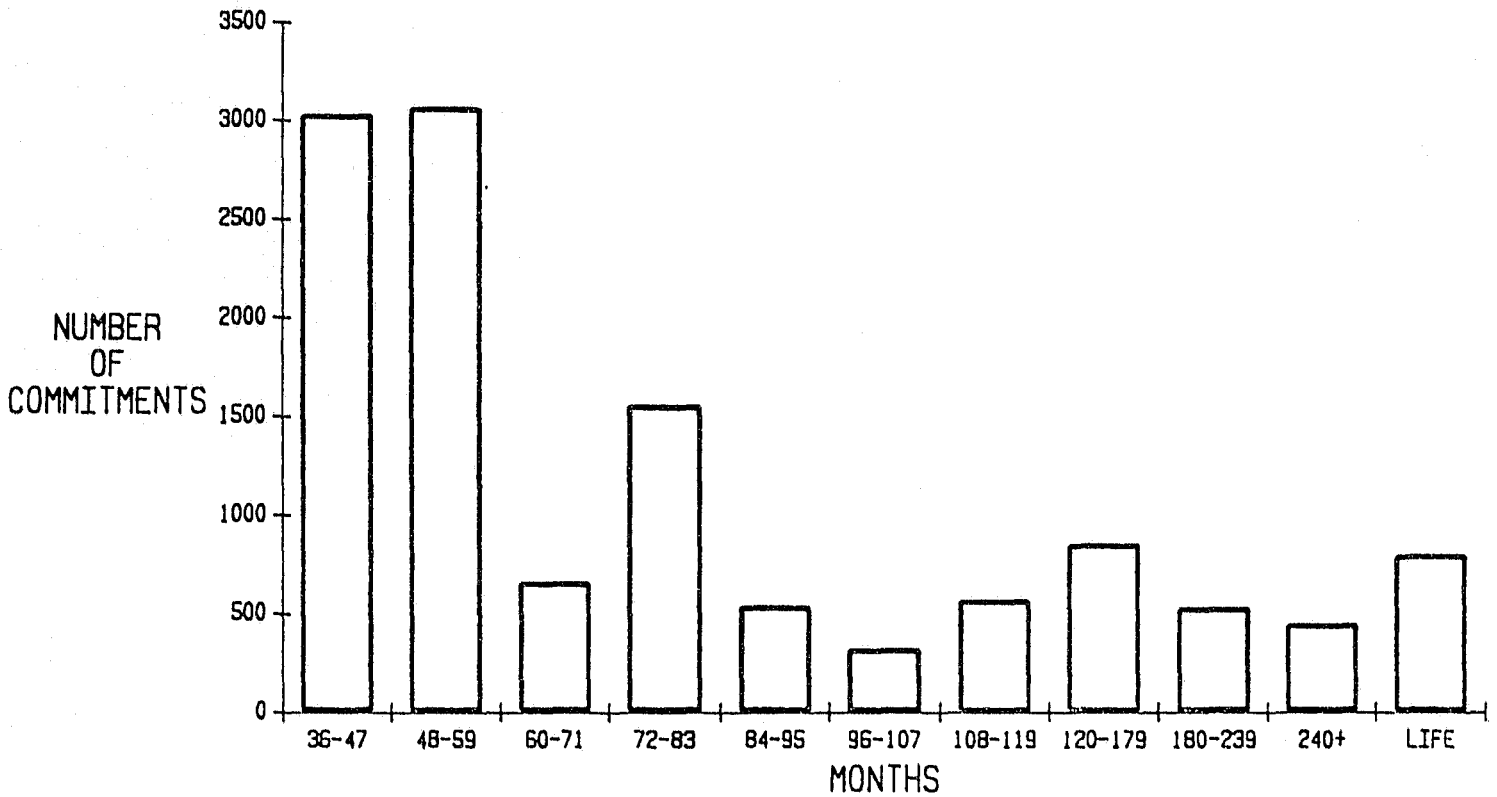


1985 NEW COMMITMENTS  
MINIMUM SENTENCE\* BY AGE

MINIMUM SENTENCE	AGE ON COMMITMENT										TOTAL
	16-18	19-20	21-24	25-29	30-34	35-39	40-44	45-49	50-64	65 & OVER	
TOTAL COMMITMENTS	958	1415	2971	2848	1926	1102	591	292	279	30	12412
12-17 MONTHS	355	372	494	412	254	142	82	65	55	7	2238
18-23 MONTHS	194	321	606	549	357	194	113	53	42	2	2431
24-35 MONTHS	218	336	812	795	543	323	166	72	70	9	3344
36-47 MONTHS	74	146	397	363	269	144	69	32	31	4	1529
48-59 MONTHS	40	76	193	197	134	94	36	16	19	2	807
60-71 MONTHS	28	47	108	132	67	43	29	14	17	2	487
72-83 MONTHS	9	27	91	97	68	40	19	12	11	2	376
84-95 MONTHS	2	19	67	61	50	19	16	3	4	1	242
96-107 MONTHS	10	19	47	62	40	22	16	8	11	0	235
108-119 MONTHS	1	6	16	11	12	9	4	0	1	0	60
120-179 MONTHS	5	12	62	76	51	26	10	5	6	0	253
180-239 MONTHS	12	12	35	28	36	23	9	3	9	0	167
240-300 MONTHS	10	22	43	65	45	23	22	9	3	1	243

\*DATA NOT READILY AVAILABLE ON 8 COMMITMENTS.

DEPARTMENT OF CORRECTIONAL SERVICES  
1985 COMMITMENTS - MAXIMUM SENTENCE



1985 NEW COMMITMENTS  
MAXIMUM SENTENCES BY AGE

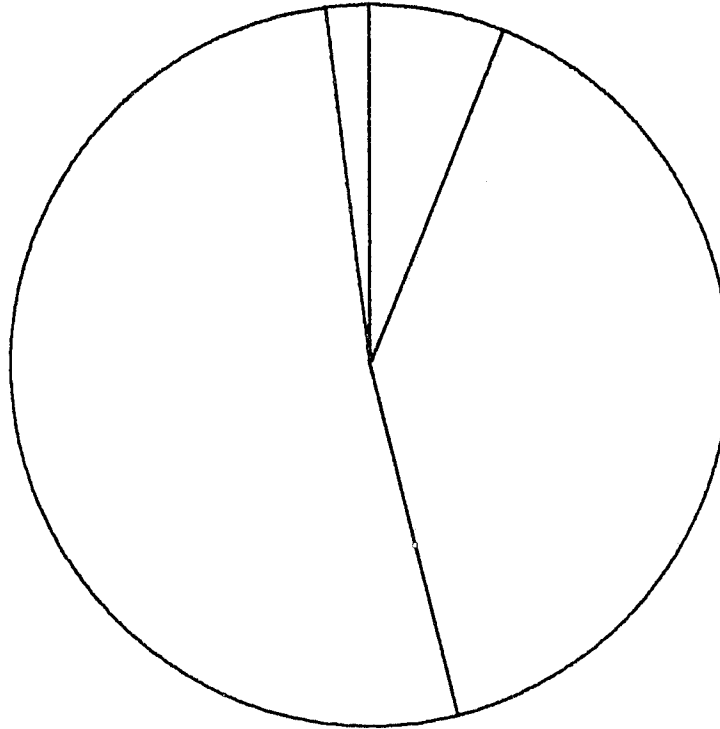
MAXIMUM SENTENCE	AGE ON COMMITMENT										TOTAL
	16-18	19-20	21-24	25-29	30-34	35-39	40-44	45-49	50-64	65 & OVER	
TOTAL COMMITMENTS	958	1416	2973	2908	1926	1102	591	292	279	30	12415
36-47 MONTHS	253	365	709	677	486	237	138	88	72	6	3031
48-59 MONTHS	305	400	725	694	405	274	140	65	59	4	3071
60-71 MONTHS	22	56	152	174	125	77	34	14	10	1	665
72-83 MONTHS	156	204	414	324	222	109	67	28	33	4	1561
84-95 MONTHS	38	57	144	117	95	45	22	12	8	4	542
96-107 MONTHS	12	29	91	81	51	39	12	5	4	1	325
108-119 MONTHS	52	76	133	144	74	52	21	9	13	2	576
120-179 MONTHS	49	95	227	201	141	69	42	19	15	1	859
180-239 MONTHS	29	55	116	130	80	50	34	14	22	3	533
240 MONTHS & OVER	17	35	110	121	74	39	26	13	13	2	450
LIFE	25	44	152	185	173	111	55	25	30	2	802

\*DATA NOT READILY AVAILABLE ON 5 COMMITMENTS.

DEPARTMENT OF CORRECTIONAL SERVICES  
1985 COMMITMENTS - PRIOR EDUCATION

COLLEGE -  
1.8%

ELEMENTARY -  
6.2%



HIGH SCHOOL -  
51.9%

JR. HIGH SCHOOL -  
40.0%

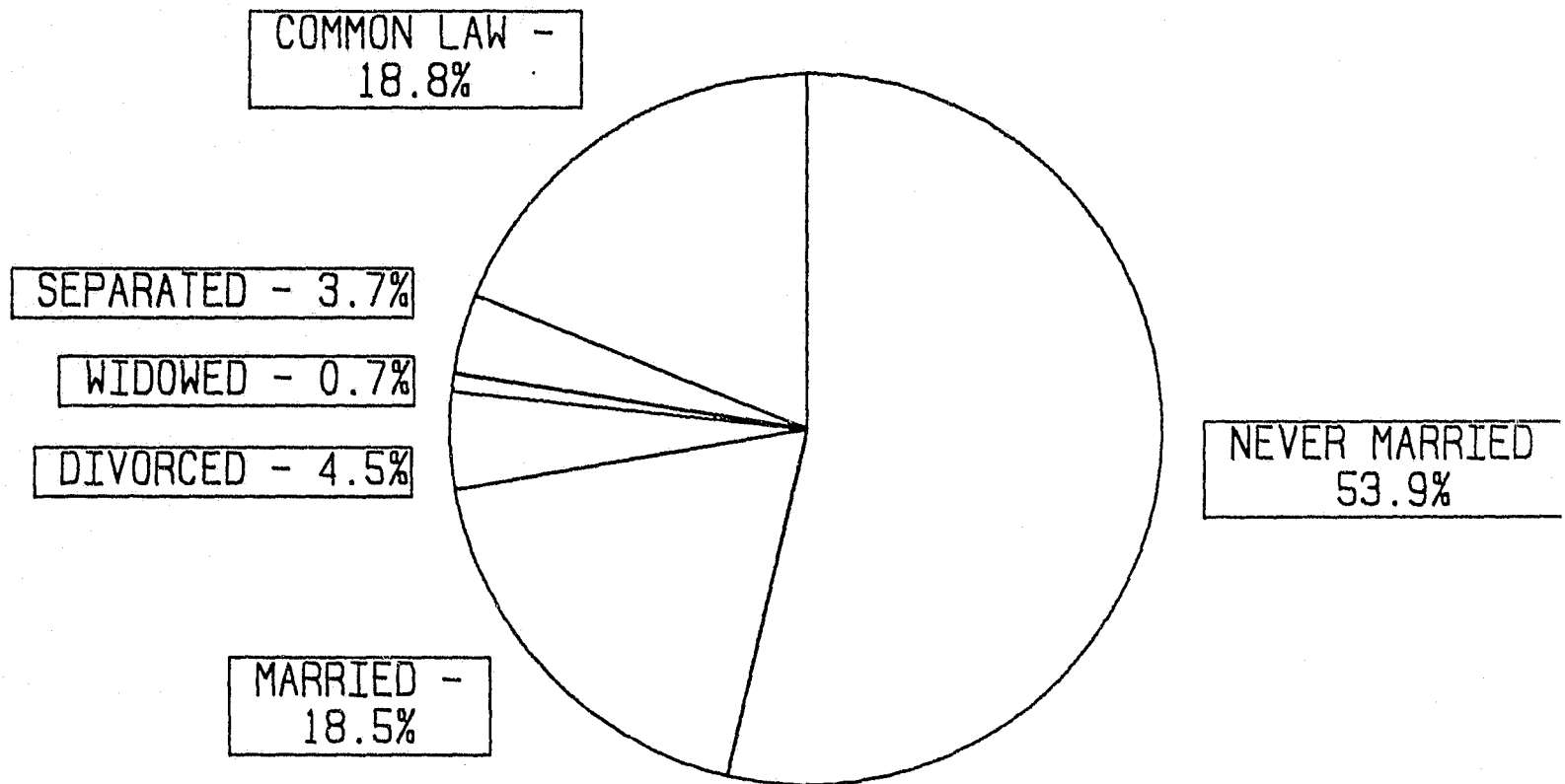
1985 NEW COMMITMENTS  
PRIOR EDUCATION\* BY AGE

PRIOR EDUCATION	AGE ON COMMITMENT										TOTAL
	16-18	19-20	21-24	25-29	30-34	35-39	40-44	45-49	50-64	65 & OVER	
TOTAL COMMITMENTS	956	1408	2936	2828	1907	1093	579	285	267	30	12289
ELEMENTARY	29	50	123	142	146	95	70	43	61	7	766
JR. HIGH SCHOOL	647	759	1193	1032	587	319	192	92	87	11	4919
HIGH SCHOOL	280	599	1605	1609	1132	630	287	129	102	9	6382
COLLEGE	0	0	15	45	42	49	30	21	17	3	222

\*DATA NOT READILY AVAILABLE FOR 131 COMMITMENTS.



DEPARTMENT OF CORRECTIONAL SERVICES  
1985 COMMITMENTS - MARITAL STATUS



1985 NEW COMMITMENTS  
MARITAL STATUS\* BY AGE

MARITAL STATUS	AGE ON COMMITMENT										TOTAL
	16-18	19-20	21-24	25-29	30-34	35-39	40-44	45-49	50-64	65 & OVER	
TOTAL COMMITMENTS	959	1417	2963	2839	1917	1101	587	292	277	30	12382
NEVER MARRIED	944	1300	1879	1314	666	319	128	52	62	5	6669
MARRIED	5	57	382	607	524	332	184	107	86	12	2296
DIVORCED	0	2	17	115	138	112	80	47	41	6	558
WIDOWED	0	0	1	10	10	14	15	11	18	3	82
SEPARATED	0	1	36	92	103	88	62	27	44	2	455
COMMON LAW	10	57	648	701	476	236	118	48	26	2	2322

\*DATA NOT READILY AVAILABLE FOR 38 COMMITMENTS.

COUNTY OF COMMITMENT  
BY CRIME ON COMMITMENT

	ALBANY	ALLEGANY	BROOME	BRONX	CATTARAUGUS	CAYUGA	CHAUTAUQUA	CHEMUNG	CHENANGO
TOTAL	207	4	81	1612	10	24	29	52	8
A. VIOLENT FELONY OFFENSES	61	2	46	1124	3	5	12	27	4
MURDER	2	0	2	43	0	0	0	1	0
ATTEMPTED MURDER	1	0	0	37	0	0	0	1	0
MANSLAUGHTER 1ST	1	1	0	82	0	0	3	0	0
RAPE 1ST	4	0	4	56	1	0	0	1	0
ROBBERY 1ST	1	0	5	327	1	0	0	0	0
ROBBERY 2ND	12	0	3	199	1	0	1	1	0
ASSAULT 1ST	1	0	1	39	0	0	0	0	0
ASSAULT 2ND	2	1	5	35	0	0	1	4	3
BURGLARY 1ST	3	0	4	19	0	1	0	0	0
BURGLARY 2ND	17	0	17	101	0	2	6	8	0
ARSON 1ST AND 2ND	2	0	0	16	0	0	0	1	0
SODOMY 1ST	4	0	0	22	0	1	0	2	0
SEXUAL ABUSE 1ST	3	0	4	8	0	1	0	4	1
DANGEROUS WEAPONS	8	0	1	136	0	0	0	4	0
KIDNAPPING	0	0	0	4	0	0	1	0	0
B. OTHER FELONY OFFENSES	144	1	34	450	6	14	15	24	4
1. OFFENSES INVOLVING VIOLENCE/COERCION	20	0	6	55	4	3	4	1	1
MANSLAUGHTER 2ND	0	0	0	12	0	1	0	0	0
CRIM. NEG. HOMICIDE	2	0	0		0	0	0	0	0
RAPE 2ND AND 3RD	3	0	0	3	0	0	0	0	0
ROBBERY 3RD	3	0	1	27	0	1	2	0	0
ATTEMPTED ASSAULT 2ND	4	0	1	4	0	0	0	0	0
ATT SEXUAL ABUSE 1ST	2	0	0	0	2	0	0	0	0
OTHER COERCIVE & VIOL.	6	0	4	9	2	1	2	1	1
2. PROPERTY, DRUG AND OTHER OFFENSES	124	1	28	395	2	11	11	23	3
BURGLARY 3RD	16	1	10	72	2	5	7	10	0
GRAND LARCENY	19	0	6	20	0	1	0	6	1
DRUGS	59	0	1	254	0	0	4	0	2
FORGERY	11	0	7	2	0	0	0	2	0
STOLEN PROPERTY	9	0	1	40	0	2	0	2	0
ALL OTHER FELONIES	10	0	3	7	0	3	0	3	0
C. YOUTHFUL OFFENDERS	2	1	1	38	1	5	2	1	0

COUNTY OF COMMITMENT BY CRIME ON COMMITMENT	CLINTON	COLUMBIA	CORTLAND	DELAWARE	DUTCHESS	ERIE	ESSEX	FRANKLIN
TOTAL	16	36	26	2	66	313	9	11
A. VIOLENT FELONY OFFENSES	4	11	8	1	34	154	3	3
MURDER	0	0	0	0	0	7	0	1
ATTEMPTED MURDER	0	0	0	0	0	0	0	0
MANSLAUGHTER 1ST	0	1	0	0	0	12	0	0
RAPE 1ST	1	2	0	1	4	13	0	0
ROBBERY 1ST	0	0	0	0	7	15	1	0
ROBBERY 2ND	1	0	1	0	4	17	1	0
ASSAULT 1ST	0	0	1	0	2	4	0	0
ASSAULT 2ND	0	2	3	0	1	8	0	0
BURGLARY 1ST	0	0	0	0	0	10	0	0
BURGLARY 2ND	1	5	1	0	12	47	0	2
ARSON 1ST AND 2ND	0	0	0	0	0	2	0	0
SODOMY 1ST	1	0	0	0	1	2	0	0
SEXUAL ABUSE 1ST	0	1	0	0	2	11	1	0
DANGEROUS WEAPONS	0	0	2	0	1	6	0	0
KIDNAPPING	0	0	0	0	0	0	0	0
B. OTHER FELONY OFFENSES	11	24	13	1	30	151	5	8
1. OFFENSES INVOLVING VIOLENCE/COERCION	1	3	3	0	2	35	1	4
MANSLAUGHTER 2ND	0	0	0	0	1	5	0	1
CRIM. NEG. HOMICIDE	0	0	0	0	0	0	0	0
RAPE 2ND AND 3RD	0	0	1	0	0	2	0	1
ROBBERY 3RD	0	1	0	0	0	13	1	0
ATTEMPTED ASSAULT 2ND	0	1	0	0	0	5	0	0
ATT SEXUAL ABUSE 1ST	1	0	0	0	0	1	0	1
ARSON 3RD AND 4TH	0	0	0	0	0	0	0	0
OTHER COERCIVE & VIOL.	0	1	2	0	1	9	0	1
2. PROPERTY, DRUG AND OTHER OFFENSES	10	21	10	1	28	116	4	4
BURGLARY 3RD	5	2	3	0	16	43	3	1
GRAND LARCENY	2	0	0	0	4	10	0	0
DRUGS	1	14	0	1	4	18	0	0
FORGERY	1	2	2	0	1	23	0	3
STOLEN PROPERTY	1	2	2	0	2	11	1	0
ALL OTHER FELONIES	0	1	3	0	1	11	0	0
C. YOUTHFUL OFFENDERS	1	1	5	0	2	8	1	0

COUNTY OF COMMITMENT BY CRIME ON COMMITMENT	FULTON	GENESEE	GREENE	HAMILTON	HERKIMER	JEFFERSON	KINGS	LEWIS
TOTAL	26	16	11	1	9	26	2118	2
A. VIOLENT FELONY OFFENSES	9	6	3	0	2	11	1347	0
MURDER	2	1	0	0	0	1	95	0
ATTEMPTED MURDER	0	0	0	0	0	0	28	0
MANSLAUGHTER 1ST	0	0	0	0	1	1	105	0
RAPE 1ST	0	0	1	0	0	2	28	0
ROBBERY 1ST	0	0	0	0	0	0	424	0
ROBBERY 2ND	0	1	0	0	1	0	254	0
ASSAULT 1ST	0	0	0	0	0	0	37	0
ASSAULT 2ND	1	0	0	0	0	0	30	0
BURGLARY 1ST	0	1	1	0	0	0	23	0
BURGLARY 2ND	5	1	0	0	0	2	157	0
ARSON 1ST AND 2ND	0	0	0	0	0	0	4	0
SODOMY 1ST	1	0	0	0	0	0	10	0
SEXUAL ABUSE 1ST	0	0	1	0	0	5	5	0
DANGEROUS WEAPONS	0	2	0	0	0	0	144	0
KIDNAPPING	0	0	0	0	0	0	3	0
B. OTHER FELONY OFFENSES	14	8	8	1	7	15	740	2
1. OFFENSES INVOLVING VIOLENCE/COERCION	3	0	3	0	0	2	109	0
MANSLAUGHTER 2ND	0	0	1	0	0	0	16	0
CRIM. NEG. HOMICIDE								
RAPE 2ND AND 3RD	0	0	0	0	0	0	3	0
ROBBERY 3RD	1	0	1	0	0	0	68	0
ATTEMPTED ASSAULT 2ND	0	0	0	0	0	0	8	0
ATT SEXUAL ABUSE 1ST	0	0	0	0	0	1	3	0
ARSON 3RD AND 4TH								
OTHER COERCIVE & VIOL.	2	0	1	0	0	1	11	0
2. PROPERTY, DRUG AND OTHER OFFENSES	11	8	5	1	7	13	631	2
BURGLARY 3RD	3	4	0	0	5	8	89	1
GRAND LARCENY	1	1	1	0	1	0	44	0
DRUGS	5	2	3	0	0	2	434	1
FORGERY	0	0	0	0	0	1	3	0
STOLEN PROPERTY	0	0	0	0	1	2	49	0
ALL OTHER FELONIES	2	1	1	1	0	0	12	0
C. YOUTHFUL OFFENDERS	3	2	0	0	0	0	31	0

COUNTY OF COMMITMENT  
BY CRIME ON COMMITMENT

	LIVINGSTON	MADISON	MONROE	MONTGOMERY	MASSAU	NEW YORK	NIAGARA	ONEIDA
TOTAL	15	13	297	10	491	3395	68	85
A. VIOLENT FELONY OFFENSES	8	6	160	1	270	1857	25	36
MURDER	1	0	11	0	16	49	2	5
ATTEMPTED MURDER	0	0	1	0	4	46	0	2
MANSLAUGHTER 1ST	1	0	6	0	11	86	2	0
RAPE 1ST	1	1	12	1	6	40	1	2
ROBBERY 1ST	0	1	24	0	67	436	4	4
ROBBERY 2ND	0	0	28	0	38	582	4	3
ASSAULT 1ST	0	0	3	0	5	80	0	2
ASSAULT 2ND	1	0	10	0	10	56	1	3
BURGLARY 1ST	0	0	3	0	3	26	0	0
BURGLARY 2ND	2	2	36	0	87	196	7	9
ARSON 1ST AND 2ND	0	0	3	0	0	8	0	2
SODOMY 1ST	1	0	3	0	4	12	1	1
SEXUAL ABUSE 1ST	1	2	3	0	6	10	0	0
DANGEROUS WEAPONS	0	0	14	0	11	227	1	3
KIDNAPPING	0	0	3	0	2	3	2	0
B. OTHER FELONY OFFENSES	7	6	128	7	205	1488	42	45
1. OFFENSES INVOLVING VIOLENCE/COERCION	1	1	19	0	20	137	11	10
MANSLAUGHTER 2ND	0	0	3	0	2	15	0	0
CRIM. NEG. HOMICIDE						1		
RAPE 2ND AND 3RD	0	0	2	0	1	0	3	0
ROBBERY 3RD	0	0	3	0	5	95	2	2
ATTEMPTED ASSAULT 2ND	0	0	6	0	2	13	2	0
ATT SEXUAL ABUSE 1ST	0	0	1	0	1	0	0	1
ARSON 3RD AND 4TH								
OTHER COERCIVE & VIOL.	1	1	4	0	9	13	4	7
2. PROPERTY, DRUG AND OTHER OFFENSES	6	5	109	7	185	1351	31	35
BURGLARY 3RD	2	2	34	0	35	195	12	12
GRAND LARCENY	0	0	24	2	28	240	5	6
DRUGS	3	0	19	1	84	760	6	8
FORGERY	0	1	14	1	12	25	4	3
STOLEN PROPERTY	0	2	14	2	8	87	3	3
ALL OTHER FELONIES	1	0	4	1	18	44	1	3
C. YOUTHFUL OFFENDERS	0	1	9	2	16	50	1	4

COUNTY OF COMMITMENT BY CRIME ON COMMITMENT	ONONDAGA	ONTARIO	ORANGE	ORLEANS	OSWEGO	OTSEGO	PUTNAM	QUEENS
TOTAL	246	47	102	16	28	9	18	1128
A. VIOLENT FELONY OFFENSES	135	19	46	6	11	3	4	649
MURDER	4	1	1	0	1	0	0	34
ATTEMPTED MURDER	4	0	2	0	0	0	0	17
MANSLAUGHTER 1ST	2	0	2	0	0	0	1	32
RAPE 1ST	11	2	2	0	1	0	0	17
ROBBERY 1ST	15	0	5	0	0	0	0	142
ROBBERY 2ND	17	0	11	0	1	1	2	140
ASSAULT 1ST	2	3	2	0	1	0	0	22
ASSAULT 2ND	14	1	3	0	0	0	0	26
BURGLARY 1ST	9	1	0	0	1	0	0	13
BURGLARY 2ND	35	8	11	5	5	1	1	117
ARSON 1ST AND 2ND	0	1	0	0	0	0	0	4
SODOMY 1ST	6	0	5	0	0	0	0	6
SEXUAL ABUSE 1ST	9	2	1	1	1	1	0	12
DANGEROUS WEAPONS	7	0	1	0	0	0	0	65
KIDNAPPING	0	0	0	0	0	0	0	2
B. OTHER FELONY OFFENSES	103	26	56	9	16	5	14	445
1. OFFENSES INVOLVING VIOLENCE/COERCION	19	3	9	1	3	0	4	68
MANSLAUGHTER 2ND	3	0	0	0	0	0	3	1
CRIM. NEG. HOMICIDE								
RAPE 2ND AND 3RD	1	0	3	0	1	0	1	5
ROBBERY 3RD	5	2	1	0	0	0	0	40
ATTEMPTED ASSAULT 2ND	6	0	2	0	0	0	0	11
ATT SEXUAL ABUSE 1ST	2	0	0	1	0	0	0	1
OTHER COERCIVE & VIOL.	2	1	3	0	2	0	0	10
2. PROPERTY, DRUG AND OTHER OFFENSES	84	23	47	8	13	5	10	377
BURGLARY 3RD	20	7	7	1	5	0	0	70
GRAND LARCENY	23	2	6	2	3	2	1	29
DRUGS	17	10	25	1	1	3	9	215
FORGERY	8	1	2	2	0	0	0	2
STOLEN PROPERTY	9	0	4	0	2	0	0	52
ALL OTHER FELONIES	7	3	3	2	2	0	0	9
C. YOUTHFUL OFFENDERS	8	2	0	1	1	1	0	34

COUNTY OF COMMITMENT BY CRIME ON COMMITMENT	RENSSELAER	RICHMOND	ROCKLAND	ST LAWRENCE	SARATOGA	SCHENECTADY	SCHOHARIE	SCHUYLER
TOTAL	35	115	84	21	31	37	7	3
A. VIOLENT FELONY OFFENSES	19	74	31	6	17	16	7	0
MURDER	1	4	2	0	0	0	2	0
ATTEMPTED MURDER	1	1	1	0	0	0	0	0
MANSLAUGHTER 1ST	1	6	1	0	0	0	0	0
RAPE 1ST	0	2	1	0	2	6	1	0
ROBBERY 1ST	2	11	6	0	1	0	0	0
ROBBERY 2ND	1	11	1	2	1	4	0	0
ASSAULT 1ST	1	2	0	0	3	0	0	0
ASSAULT 2ND	3	1	4	1	0	0	1	0
BURGLARY 1ST	0	3	0	0	2	0	0	0
BURGLARY 2ND	4	22	14	3	4	1	3	0
ARSON 1ST AND 2ND	1	0	0	0	0	0	0	0
SODOMY 1ST	2	3	1	0	2	3	0	0
SEXUAL ABUSE 1ST	1	2	0	0	2	2	0	0
DANGEROUS WEAPONS	1	6	0	0	0	0	0	0
KIDNAPPING	0	0	0	0	0	0	0	0
B. OTHER FELONY OFFENSES	16	40	49	15	13	19	0	3
1. OFFENSES INVOLVING VIOLENCE/COERCION	1	9	7	2	2	4	0	1
MANSLAUGHTER 2ND	0	0	1	0	0	0	0	0
CRIM. NEG. HOMICIDE								
RAPE 2ND AND 3RD	0	1	0	0	0	0	0	0
ROBBERY 3RD	0	4	3	1	0	2	0	0
ATTEMPTED ASSAULT 2ND	0	2	0	1	0	0	0	0
ATT SEXUAL ABUSE 1ST	0	0	0	0	1	1	0	0
ARSON 3RD AND 4TH								
OTHER COERCIVE & VIOL.	1	2	3	0	1	1	0	1
2. PROPERTY, DRUG AND OTHER OFFENSES	15	31	42	13	11	15	0	2
BURGLARY 3RD	9	6	4	6	2	5	0	1
GRAND LARCENY	1	5	7	2	1	2	0	1
DRUGS	2	8	22	0	5	2	0	0
FORGERY	1	1	3	0	3	2	0	0
STOLEN PROPERTY	1	8	4	2	0	1	0	0
ALL OTHER FELONIES	1	3	2	3	0	3	0	0
C. YOUTHFUL OFFENDERS	0	1	4	0	1	2	0	0

COUNTY OF COMMITMENT BY CRIME ON COMMITMENT	SENECA	STEBEN	SUFFOLK	SULLIVAN	TIOGA	TOMPKINS	ULSTER	WARREN
TOTAL	3	24	588	63	13	20	79	6
A. VIOLENT FELONY OFFENSES	1	11	281	19	3	8	34	2
MURDER	0	0	11	2	0	0	2	0
ATTEMPTED MURDER	0	0	2	0	0	0	0	0
MANSLAUGHTER 1ST	0	0	12	0	0	0	1	0
RAPE 1ST	0	3	13	4	0	3	3	0
ROBBERY 1ST	0	0	70	2	0	0	3	1
ROBBERY 2ND	0	0	37	0	1	0	2	0
ASSAULT 1ST	0	1	16	3	0	0	1	0
ASSAULT 2ND	0	0	7	2	1	1	1	0
BURGLARY 1ST	0	1	5	0	0	0	2	0
BURGLARY 2ND	1	4	75	4	1	3	11	1
ARSON 1ST AND 2ND	0	1	1	0	0	0	2	0
SODOMY 1ST	0	1	18	1	0	1	2	0
SEXUAL ABUSE 1ST	0	0	7	1	0	0	2	0
DANGEROUS WEAPONS	0	0	7	0	0	0	1	0
KIDNAPPING	0	0	0	0	0	0	1	0
B. OTHER FELONY OFFENSES	2	10	293	42	10	12	43	4
1. OFFENSES INVOLVING VIOLENCE/COERCION	0	0	33	5	2	1	6	0
MANSLAUGHTER 2ND	0	0	5	0	0	0	0	0
CRIM. NEG. HOMICIDE	0	0	0	1	0	0	2	0
RAPE 2ND AND 3RD	0	0	0	1	1	0	1	0
ROBBERY 3RD	0	0	11	1	0	0	0	0
ATTEMPTED ASSAULT 2ND	0	0	4	1	0	0	0	0
ATT SEXUAL ABUSE 1ST	0	0	3	0	0	0	0	0
ARSON 3RD AND 4TH	0	0	0	0	0	0	0	0
OTHER COERCIVE & VIOL.	0	0	10	2	1	1	3	0
2. PROPERTY, DRUG AND OTHER OFFENSES	2	10	260	37	8	11	37	4
BURGLARY 3RD	2	5	42	9	1	4	13	1
GRAND LARCENY	0	2	49	2	2	2	4	0
DRUGS	0	0	106	17	1	2	7	2
FORGERY	0	1	18	2	0	1	4	1
STOLEN PROPERTY	0	0	26	4	2	2	3	0
ALL OTHER FELONIES	0	2	19	3	2	0	6	0
C. YOUTHFUL OFFENDERS	0	3	14	2	0	0	2	0



COUNTY OF COMMITMENT BY CRIME ON COMMITMENT	WASHINGTON	WAYNE	WESTCHESTER	WYOMING	YATES
TOTAL	3	16	554	7	6
A. VIOLENT FELONY OFFENSES	2	5	328	1	4
MURDER	0	0	13	1	0
ATTEMPTED MURDER	0	0	11	0	0
MANSLAUGHTER 1ST	0	0	21	0	0
RAPE 1ST	1	1	24	0	0
ROBBERY 1ST	0	0	70	0	0
ROBBERY 2ND	0	1	33	0	0
ASSAULT 1ST	0	0	9	0	1
ASSAULT 2ND	0	0	10	0	1
BURGLARY 1ST	1	0	8	0	0
BURGLARY 2ND	0	2	85	0	2
ARSON 1ST AND 2ND	0	0	6	0	0
SODOMY 1ST	0	0	9	0	0
SEXUAL ABUSE 1ST	0	0	2	0	0
DANGEROUS WEAPONS	0	0	27	0	0
KIDNAPPING	0	1	0	0	0
B. OTHER FELONY OFFENSES	1	10	216	6	2
1. OFFENSES INVOLVING VIOLENCE/COERCION	1	2	14	1	0
MANSLAUGHTER 2ND	0	1	0	0	0
CRIM. NEG. HOMICIDE					
RAPE 2ND AND 3RD	0	0	2	0	0
ROBBERY 3RD	0	0	8	0	0
ATTEMPTED ASSAULT 2ND	0	0	1	0	0
ATT SEXUAL ABUSE 1ST	0	0	0	0	0
ARSON 3RD AND 4TH					
OTHER COERCIVE & VIOL.	1	1	3	1	0
2. PROPERTY, DRUG AND OTHER OFFENSES	0	8	202	5	2
BURGLARY 3RD	0	5	43	3	0
GRAND LARCENY	0	0	32	0	0
DRUGS	0	3	73	1	0
FORGERY	0	0	17	1	0
STOLEN PROPERTY	0	0	27	0	0
ALL OTHER FELONIES	0	0	10	0	2
C. YOUTHFUL OFFENDERS	0	1	10	0	0