

**ICPSR**  
Inter-university Consortium for  
Political and Social Research

---

Relationships Between Employment and  
Crime: A Survey of Brooklyn Residents,  
1979-1980

---

105520

James W. Thompson

ICPSR 8649

105520

✓  
Relationships Between Employment  
and Crime: A Survey of Brooklyn  
Residents, 1979-1980

(ICPSR 8649)

Principal Investigator

James W. Thompson

**NCJRS**

**MAY 7 1987**

**ACQUISITIONS**

Inter-university Consortium for Political and Social Research  
P.O. Box 1248  
Ann Arbor, Michigan 48106

## Acknowledgement of Assistance

All manuscripts utilizing data made available through the Consortium should acknowledge that fact as well as identify the original collector of the data. The ICPSR Council urges all users of the ICPSR Data facilities to follow some adaptation of this statement with the parentheses indicating items to be filled in appropriately or deleted by the individual user.

The data (and tabulations) utilized in this (publication) were made available (in part) by the Inter-university Consortium for Political and Social Research. The data for RELATIONSHIPS BETWEEN EMPLOYMENT AND CRIME: A SURVEY OF BROOKLYN RESIDENTS, 1979-1980 were originally collected by James W. Thompson. Neither the collector of the original data nor the Consortium bear any responsibility for the analyses or interpretations presented here.

In order to provide funding agencies with essential information about the use of archival resources and to facilitate the exchange of information about ICPSR participants' research activities, each user of the ICPSR data facilities is expected to send two copies of each completed manuscript or thesis abstract to the Consortium. Please indicate in the cover letter which data were used.

Thompson, James W.

RELATIONSHIPS BETWEEN EMPLOYMENT AND CRIME: A SURVEY OF BROOKLYN RESIDENTS, 1979-1980 (ICPSR 8649)

SUMMARY: The study was designed to explore the relationship between labor market participation and involvement with the criminal justice system. The data include information on labor market participation, arrests, periods of incarceration, and the respondents' demographic characteristics. The labor market information, which was obtained through interviews at the time of the respondents' arrests, spans a two-year period prior to those arrests. Prior arrest history and other criminal justice data cover the two years prior to arrest and one year following the arrest. Additional variables include: employment and occupational data, social and neighborhood characteristics, and information on perceptions of the risk of committing selected crimes. This study is valuable because it examines the empirical relationship between crime and employment at three points in time: two years prior to arrest, at the time of arrest, and a year following arrest. CLASS IV

UNIVERSE: The sample consists of 902 males arrested predominantly for felony offenses and residing in Brooklyn during July and August, 1979. A sub-sample of 152 respondents was re-interviewed in 1980.

EXTENT OF COLLECTION: 1 data file  
DATA FORMAT: card image

FILE STRUCTURE: rectangular  
CASES: 902  
VARIABLES: 541  
RECORD LENGTH: 80  
RECORDS PER CASE: 19

RELATED PUBLICATIONS:

Sullivan, M. and J.W. Thompson. YOUTH CRIME AND EMPLOYMENT PATTERNS IN THREE BROOKLYN NEIGHBORHOODS. New York: Vera Institute of Justice, 1984.

Sviridoff, M. and J. McElroy. EMPLOYMENT AND CRIME: A SUMMARY REPORT. New York: Vera Institute of Justice, 1984.

Thompson, J.W., J. Cataldo, and G. Lowenstein. EMPLOYMENT AND CRIME: A SURVEY OF BROOKLYN ARRESTED PERSONS. New York: Vera Institute of Justice, 1984.

DEC 11 1986  
8649

Title: The Relationship between Employment and Crime: A  
Survey of Brooklyn Defendants, 1979-1980  
Investigator: James W. Thompson  
Producer: Vera Institute of Justice, New York, NY  
Date of Award: 1981  
NIJ#: 81-IJ-CX-0024

Purpose of the Study

The study was designed to explore the relationship between labor market participation and involvement with the criminal justice system.

Methodology

Sources of information:

The data were collected from three sources: (1) survey of 902 respondents at the central booking facility in Brooklyn; (2) official arrest histories for the sample of 902 respondents; and, (3) follow-up survey one year later.

Sample:

The sample consists of 902 males arrested predominantly for felony offenses in Brooklyn, NY during July and August, 1979. A sub-sample of 152 respondents was re-interviewed in 1980.

Dates of data collection:

July and August, 1979 and follow-up interviews were conducted one year later

Summary of Contents

Special characteristics of the study:

This study is valuable because it examines the empirical relationship between crime and employment at various points in time: (a) at two years prior to arrest; (b) at the time of arrest; and, (c) at a year following arrest.

Description of the variables:

The data include information on labor market participation, arrests, periods of incarceration and respondents' demographic characteristics. The labor market information, which was obtained in an interview at the time of the respondent's arrest, spans a two year period prior to that arrest. Prior arrest history and other criminal justice data cover the two years prior to arrest and one year following the arrest. Additional variables include: employment and occupational data, social and neighborhood characteristics and information on perceptions of the risk of doing selected crimes.

Unit of observation:

Defendant

Geographic Coverage

Brooklyn, NY

File Structure

Data files: 1  
Unit: Defendant  
Variables: 541  
Cases: 902

Reports and Publications

Sullivan, M. and Thompson, J. W. (1984). Youth Crime and Employment Patterns in Three Brooklyn Neighborhoods. NY: Vera Institute of Justice.

Sviridoff, M. and McElroy, J. (1984). Employment and Crime: A Summary Report. NY: Vera Institute of Justice.

Thompson, J. W., Cataldo, J. and Loewenstein, G. (1984). Employment and Crime: A Survey of Brooklyn Arrested Persons. NY: Vera Institute of Justice.

DEC 11 1986

8649

Additional Information

Title: The Relationship between Employment and Crime: A  
Survey of Brooklyn Defendants, 1979-1980  
Investigator: James W. Thompson  
NIJ#: 81-IJ-CX-0024

---

1. The raw data reside in a single rectangular file and are stored in fixed formats.

LRECL = 80  
BLKSZ = 7,200  
Records per case = 19  
Number of cases = 903  
Total records = 17,157

2. The data are not computer or software dependent and there are no restrictions on access.

The contact person is as follows: James W. Thompson  
23 Greenway Terrace  
Forest Hills, NY 11375  
(718) 261-2964

3. The missing value code in all date fields is -00009.
4. Item 266, V1344 is a three column variable found in columns 39-41 and 42-44 on Card 10.
5. Item 540, V2927 is a two column variables found in columns 59-60 and 61-62 on Card 19.
6. Columns 25-34 on Card 15 are blank.

8649

DEC 11 1986

METHODOLOGY, DATA DOCUMENTATION AND USER'S  
GUIDE FOR THE EMPLOYMENT AND CRIME PROJECT'S  
SURVEY OF BROOKLYN ARRESTED PERSONS

September 1985

Vera Institute of Justice  
377 Broadway  
New York, New York 10013



## TABLE OF CONTENTS

	<u>Page</u>
Introduction.....	1
<u>Section One:</u> Study Methodology.....	4
I. Sample Selection and Representativeness.....	4
A. Sampling Design.....	4
B. Definitions of Time Periods.....	5
C. Sample Selection and Representativeness.....	6
<u>Section Two:</u> Data Base Documentation.....	10
I. 1979 Work Experience Interview.....	10
A. Questionnaire Construction.....	10
B. Time Frame for the Work Experience Interview	11
C. Administration of the Interview.....	13
D. Data Management, Supervision and Coding.....	14
E. Sample Exclusions and Non-Completion of Interviews.....	15
F. Data Limitations.....	17
1. Reliability and validity.....	17
2. Loss of details.....	18
II. Arrest History Data.....	19
A. Overview of Crime Data.....	19
B. Source Selected.....	19
C. Scope of Information Coded.....	20
D. Coding Procedures.....	22
E. Data Limitations.....	27

	<u>Page</u>
III. 1980 Follow-up Interview.....	29
A. Overview of Follow-up.....	29
B. Questionnaire Construction.....	30
C. Administration of the interview.....	34
1. Subsampling.....	34
2. Contact procedures and attrition.....	35
D. Coding Procedures.....	39
1. Selection of items for inclusion in final computerized data set.....	39

Appendix: Code Books

## INTRODUCTION

This report documents the micro-level labor market and crime data collected by the Employment and Crime Project of the Vera Institute of Justice. The collected data include information on labor market participation, arrests, periods of incarceration and a few demographic characteristics of a sample of 902 males predominantly arrested for felony offenses in Brooklyn, New York during July and August, 1979. The labor market information, which was obtained in an interview at the time of the sample member's arrest, spans a two-year period prior to that arrest. Histories of prior arrests and other criminal justice data collected in 1980 cover the same two years and one year following the sampled arrest. Some additional labor market data, as well as a variety of other items on social and neighborhood contexts and on perceptions of the risk of doing selected crimes, were collected from a subsample of 152 participants one year following the initial interview.

The first section of this report gives a very general overview of the study design, defines some terms which are used in referring to the data, and briefly discusses the degree to which the sample, in aggregate, is representative of the population from which it was derived.

In the second section, three data sets are described: (1) a 1979 work experience interview consisting of extensive employment, job search and related items; (2) arrest histories that summarized "rap sheet" arrest charges in terms of the most severe

income-oriented and non-income-oriented charges, along with available disposition and sentence/incarceration data; and (3) 1980 follow-up interviews of a subsample of 152 participants that focused, one year after the first interview, on selected background items, crime risk perceptions and self-reported details concerning the summer 1979 sampled arrest.

For each of the three data sets, Section Two describes the construction (or choice) of data items; administration of interviews and attrition; coding procedures and data limitations. In an Appendix, detailed code books are set out.

In general, this report reaches the following conclusions:

-- The 1979 arrested person sample may be regarded as representative of the Brooklyn population of male felony and serious misdemeanor arrested persons. In the aggregate, the sample data also generally resemble other available data on young, male, inner-city, disadvantaged populations;

-- While the first survey was conducted in far from ideal circumstances, the internal consistency of the data, the detail of the responses, and the quality of interviewer training and supervision bolster confidence in the accuracy of the data;

-- New York State arrest history information is seriously incomplete with respect to intermediate court case and bail outcomes, which were not coded into the data set, but appears to provide an adequate record of arrest charges and broad case outcomes experienced by the sample;

-- The follow-up interviewing suffered from high rates of sample attrition, mostly resulting from the Project's inability

to remain in contact with the study sample over the year that intervened between the first interview and the follow-up. As a result, the 1980 follow-up sample is probably best viewed as a qualitative adjunct to the 1979 interview sample.

## SECTION ONE: STUDY METHODOLOGY

### I. Sample Selection and Representativeness

#### A. Sampling Design

The Project's sample of Brooklyn arrested persons was drawn by systematically sampling males arrested on felony and serious misdemeanor charges who were brought to a police central booking facility in Brooklyn between July 5th and August 31st, 1979. Defendants were sampled and interviewed during all hours, seven days a week. The sampling, however, is from a slightly more restricted population than "all arrested persons." Females were excluded. Also excluded were a small proportion of males arrested on violations and less serious misdemeanors. These persons are not routed through the arrest-to-arraignment process in the same manner as persons arrested on felony charges and, indeed, many are released shortly after arrest and before arraignment on Desk Appearance Tickets (DAT's).<sup>1</sup>

---

<sup>1</sup>The New York State Criminal Procedure Law allows for DAT issuance in any non-felony arrest, but the New York City Police Department imposes additional restrictions. A defendant may not be considered for a DAT if wanted by other law enforcement officials; if arrested on a charge that would be raised to a felony given a prior conviction; or if arrested on "photographable" offenses (commonly weapons charges). Most DAT's are issued for non-property oriented offenses that are not of primary interest to the research. For example, during a sample week in 1977, a count of 215 DAT's by the New York City Criminal Justice Agency disclosed that 73 percent of offenses were classifiable as non-property offenses: 26 percent were for traffic offenses; 14 percent for conduct; 5 percent for assaults; 12 percent for narcotics (e.g., marijuana possession); and 16 percent for "other" offenses. Twenty-seven percent of the 215 DAT's issued that week were for relatively minor property offenses such as "theft of services" (e.g., subway turnstile jumping).

The study population nevertheless provides the broadest feasible sample for which it is possible to match individuals' employment and crime data. Though interviewed before arraignment, sample members will be referred to interchangeably as "defendants" or "arrested persons" (only a tiny fraction of those arrested on felonies are not ultimately arraigned).

The resulting sample of arrested persons is not necessarily representative either of the unknown population of all offenders or of some more general "high risk" population. However, it is markedly superior to many less inclusive subpopulations that become identified through the workings of other criminal justice agencies and social action programs. For example, an early tabulation by the Project during its planning period revealed that in New York City during the first quarter of 1978, 38 percent of all Criminal Court cases were disposed of at the first (arraignment) court appearance. This high rate of disposition at arraignment suggests that attempts to sample from post-arraignment agency or program populations (such as, for example, from diversion and alternative sentencing programs) would have yielded a much less inclusive coverage of the total population of arrested persons.

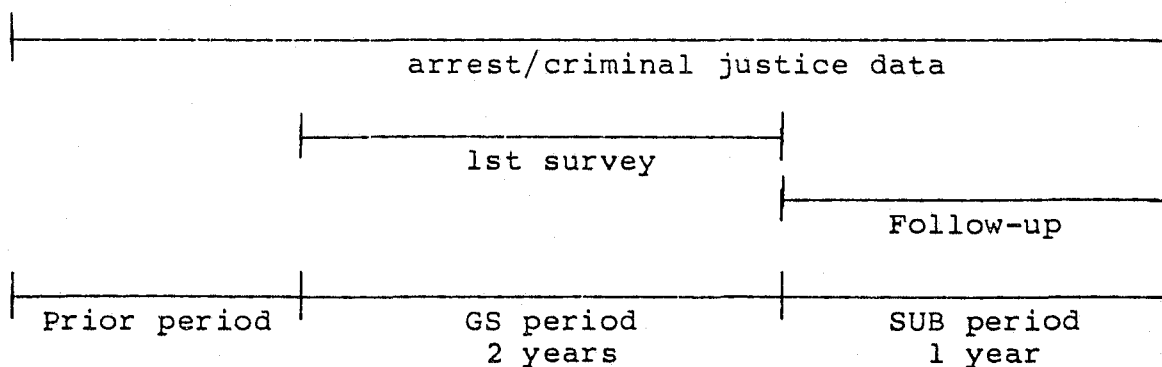
#### **B. Definitions of Time Periods**

Throughout this report, references are made to a number of time periods to which various data items apply. These time periods include the "GS period:" the two-year period prior to and including the interview ("GS" stands for "Gold Street," the

location in Brooklyn of the police central booking facility where the interviews were conducted); the "Prior period:" which, due to the sealing of juvenile records, begins at the respondent's sixteenth birthday and extends up to the beginning of the GS period; and the "SUB (subsequent) period:" which extends for one year from the date of the interview. Variables in the 1979 interview data set pertain mainly to the GS period, those in the follow-up only to the SUB period. Crime data span both the GS and SUB periods and also include heavily summarized information pertaining to the Prior period. Figure 1 graphically depicts the three periods and the coverage of the respective data sets. The terms Prior, GS and SUB will be used freely throughout the remainder of this report.

Figure 1

Chronology of the Research Design



### C. Sample Selection and Representativeness

The information contained in the three data sets was derived from a sample of males who were arrested on felony or serious



misdemeanor charges during the summer of 1979. The sample is intended to be representative of the larger population of male Brooklyn serious misdemeanor and felony offenders.

Sample selection and interviewing made use of certain administrative arrangements in the Brooklyn police facility. For example, while awaiting transfer to arraignment in Criminal Court, male non-DAT arrested persons are interviewed by the New York City Criminal Justice Agency (CJA) to assess community ties and thus eligibility for CJA's recommendation of release without bail. Adult male defendants are interviewed through the mesh screen of a holding pen located between police and CJA staff offices. After review of available interview opportunities, it was deemed that a Vera interview immediately following CJA's community ties interview and conducted while the defendant remained in the police holding pen awaiting transportation to arraignment offered the best access.

During the eight weeks from July 5 to August 31, 1979 (inclusive) 912 men arrested in Brooklyn on non-DAT offenses were interviewed by Vera staff. The interviews, conducted 24-hours-a-day, 7-days-a-week at Brooklyn Central Booking, were administered within a few hours of arrest while the defendants awaited transfer to arraignment court.

Since the interviewing was done immediately following completion of CJA's community ties interview, sample selection was based on the final digit of CJA's pre-printed identification number. CJA interviewers recorded interview numbers and other identifiers in a log book adjacent to the holding pen. Vera

interviewers were thus able to check the log for interview numbers ending in the selected digits ("1," "3," "6" and "9") which then provided a 40 percent sample. Identifiers such as precinct arrest numbers and CJA interview numbers were not drawn sequentially, nor entered sequentially in the log, pushing the sample closer to a true random sample.

Table 1 on the following page tabulates frequencies of interviews lost to the study for various reasons. The data are grouped into two parts: the first part describes cases lost before any attempt to start an interview; the second part shows cases where an agreement to the interview had been obtained but the interview was subsequently broken off. By far the largest cause of failure to interview defendants had to do with the location of the interviewing within the arrest-intake process. As can be seen from Table 1, 260 arrested persons out of a total of 1511 initially selected (17) could not be interviewed because they were transported to court. Since transportation to court was arranged by the police at nonsystematic intervals (when the holding pen was filled, or when a transport bus was available), it is likely that these lost cases do not affect the representativeness of the sample.

A variety of other causes of sample attrition, such as refusals and intoxication, insofar as their presence or absence is related to employment and crime behavior, more seriously threaten the representativeness of the sample. While such biasing selection effects are no doubt present, empirical tests suggest that their aggregate impact may be relatively minimal. A

comparison of the limited personal and arrest data that we were able to obtain for refusals fails to illuminate any significant differences between the included and self-excluded groups.

In addition to testing for selection effects resulting from sample attrition, more direct analyses were performed to assess the representativeness of the sample. Limited demographic information and more detailed charge and disposition information on Brooklyn felony defendants is available in summary form.

TABLE 1  
Participation in the Work Experience Survey

	<u>N</u>	<u>Percent</u>
Language problems	43	3
Illness or intoxication	93	6
Refused interview	203	13
Transported to court prior to interview	<u>260</u>	<u>17</u>
Total excluded	599	39
Total included	<u>912</u>	<u>60</u>
Total initially sampled	1511	99%

Comparison of the age and race/ethnic distributions of Vera's sample of Brooklyn arrested persons with distributions for all those arrested in Brooklyn in 1979, suggests that the two samples are comparable at least on these limited measures.

## SECTION TWO: DATA BASE DOCUMENTATION

### I. 1979 Work Experience Interview

#### A. Questionnaire Construction

The major data collection effort initiated by the Employment and Crime Project centered around an approximately 12-minute interview that was administered while defendants waited in a holding pen to be transported to Criminal Court arraignment. This survey covered job and labor market experiences in detail and also solicited other information such as education and experiences in training programs.

Because of the adverse interviewing environment, the survey was greatly simplified. Skip patterns were primitive and kept to a minimum; the interview proceeded backwards in time, first covering current/recent and then prior periods of employment and then corresponding periods of not working. Use was made of standard labor market and Census survey items. For instance, items from the household surveys of the Bureau of Labor Statistics were utilized so that standard measures relating to an individual's employment and labor force participation could be developed. Other information was collected in formats adapted from a variety of previous surveys, including the National Longitudinal Survey of disadvantaged youth and the impact evaluations of the National Supported Work Demonstration.

Besides standard items adapted from previous research, detailed industry and occupational information were also collected. These data included details of individuals' labor market

histories, institutional characteristics of jobs (such as unionization) and the nature of on-the-job supervision and job-based benefits.

Half of the sample was also given a supplement that obtained information on the respondent's first and longest-held jobs to permit examination of occupational mobility issues; the other half of the sample was given a supplement on perceived barriers to and attitudes towards work. Part One of the Appendix provides the code book and variable descriptions for the work experience survey.

#### **B. Time Frame for the Work Experience Interview**

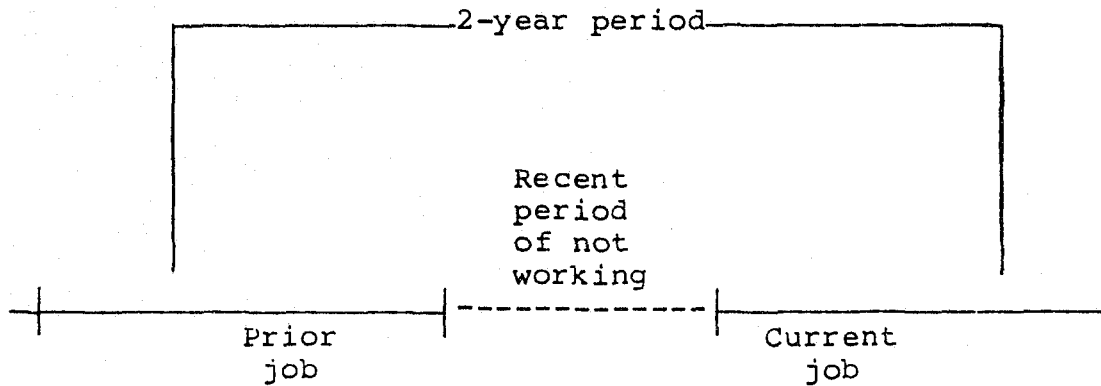
In attempting to organize the many complex data elements that together describe an individual's detailed job and labor market experiences, the Project first imposed an overall time framework on the data to be collected (Figure 2). Beginning with the date of the sampled interview, detailed work, job search and labor force drop-out experiences were sought for a period extending for two years backwards in time. Restricting prior job reporting to a two-year period provided needed simplification in an adverse interview environment and was also thought to facilitate the respondent's own efforts to recall details.

A terminology was developed to describe consistently these segments of work and labor market experience as follows: If, at the time of the sampled interview, the respondent was working, the job held at that time was referred to as his "current job," the next previous job as his "prior job," still earlier jobs were

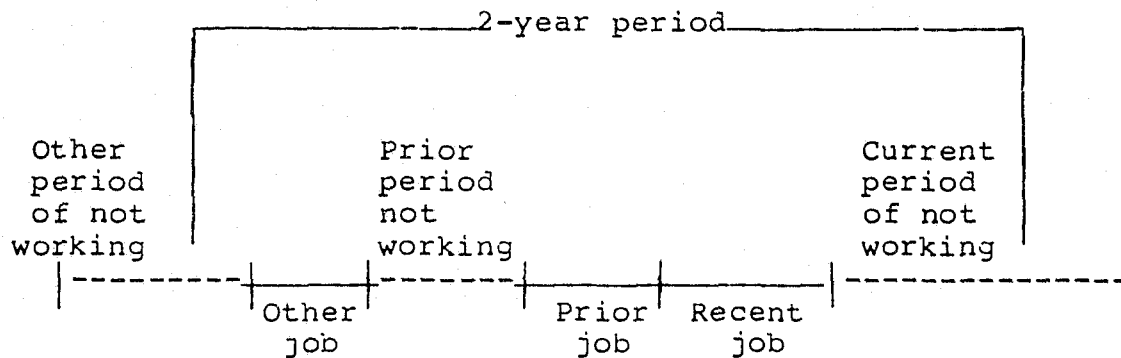
Figure 2

Time Frame for 1979 Work Experience Interview

A. Example with respondent working at time of interview:



B. Example with respondent not working at time of interview:



dubbed "other jobs." If, however, at the time of the sampled interview, the respondent was not working (was either looking for work (e.g., unemployed) or was neither working nor looking (e.g., out of the labor force)), his most recent job was designated as his "recent job," and as before, the next earlier job as his "prior job," preceded by "other jobs."

Except for the 6 percent (mostly teenagers) in the sample who reported never having worked, all sample members can thus be

classified as having a current or a recent job, possibly one but no more than one prior job and possibly still earlier "other jobs." To be included in the data set, all of these jobs except the current or most recent must have ended within the two-year time frame, though of course a job might have been started much earlier. The interview first asks about a respondent's current/recent job, then about his prior job and, finally, about either current or recent periods of not working, prior periods of not working, and so on.

### C. Administration of the Interview

Vera interviewers, using the previously described sampling procedure, identified prospective respondents and solicited their cooperation. Interviewers informed defendants of the purpose of the interview and they described confidentiality safeguards. When the defendant's informed consent was obtained, the interview was administered.

Interviewing persons in a police holding pen had some drawbacks. The pen was often noisy and, when filled to its capacity of 20 defendants, offered little privacy. Although benches were available on a far wall of the pen, defendants had to stand during the interviews. Pilot testing of the interview did indicate, however, that interviewing in the pen was feasible and that the setting did not greatly impair the quality of the interview.

Upon completion of the interview, interviewers solicited the respondent's agreement to participate in a one-year follow-up survey. Defendants were informed that they would be paid for a

future interview and that their participation was voluntary. If they did agree to participate, names and addresses of contacts were recorded for the follow-up.

#### **D. Data Management, Supervision and Coding**

The logistical problems created by 24-hour, 7-day-a-week interviews conducted in the CJA office were met by an effort to secure and train qualified interviewing, editing and coding staff, as well as by careful logging and management of the work flow. Interviewer training was aimed at minimizing sources of bias. Items and response categories were discussed and practiced at length. Mock interviews permitted comparison and evaluation of interviewer probes. While there has been considerable discussion of the relative effectiveness of gender and race matches between interviewers and respondents, the three white (one male), two black (one male) and one Hispanic female interviewer who administered the survey reported relatively little difficulty in interviewing and securing cooperation from respondents. Although interviewers were sometimes supervised at the site by Vera research staff, heavy reliance was placed on self-supervision. At the Vera office, interview logs were checked for accuracy and interviews were carefully and promptly reviewed. When errors or inconsistencies were detected, the interviewer was notified at the site by telephone or memo so that they could be corrected or eliminated.

Interview log data were recorded by interviewers at the site in a manner that permitted easy computer entry of the data. Once



received in the office, the log data were entered into a computerized file, yielding daily tabulations of the number of interviews completed or missed by each interviewer. Both the quality and flow of data were tracked throughout the course of data collection.

The bulk of the questionnaire contained questions with pre-coded response categories. Thus, few free text responses required later coding at the Vera office. Data pertaining to employment activities and employer class were coded at Vera using standard 1970 Census industry and occupation codes. This coding scheme increases comparability of the Vera data with other relevant surveys.

#### **E. Sample Exclusions and Non-completion of Interviews**

Of the 912 defendants who initially agreed to participate, ten were excluded after the interview was completed. Five instances were particularly clear-cut: two were Canadian nationals; two were on active duty in the U.S. Navy; and one respondent had been interviewed twice, the second time after arrest on a parole violation. Inspection of the five other interviews, as well as review of interviewer comments, suggested bizarre or incoherent answers yielding little useable information.

In addition to these outright exclusions, quite a large number of interviews were not complete for a variety of reasons. About 9 percent of the interviews were terminated after only coverage of educational and employment items; about a quarter of the interviews were terminated prior to completion of the sup-

plements; finally, about two-thirds of the interviews were complete or virtually complete. Table 3 breaks down the fraction of the sample who did not complete the interview by the reason for noncompletion. It can be seen that 13 percent of this group were ultimately lost because of subsequent events. A very small proportion (1.2%) were deemed by the Project's interviewers to be unable to continue; a few others (2.1%) stopped sometime after beginning the interview. Finally, transportation to court interrupted 9.8 percent of the interviews after they were begun but before meaningful progress had been made.

Table 3

Drop-Off between Agreement and Completed Interviews  
1979 Work Experience Interview

---

---

Total agreeing to interview	912	100%
Interview incomplete because:		
Defendant deemed unable to continue	11	1
Defendant refused to complete interview	19	2
Interrupted for transportation to court	<u>89</u>	<u>10</u>
Total interrupted	119	13
Completed interviews	793*	--
As percent of total approached (N=1511)		52
As percent of total agreeing (N=912)		87

---

---

\*These include the ten cases subsequently eliminated from the sample.

## F. Data Limitations

### 1. Reliability and validity

No attempts have been made to validate respondents' answers to the 1979 work experience survey through checks with outside sources and no formal internal reliability checks were made. However, several types of independent, albeit indirect, evidence point to a generally acceptable level of reliability and validity.

First, in the aggregate, the reported wage rates, job classifications, and unemployment levels appear to resemble findings obtained from other comparable populations. Thus, labor market data from the Current Population Survey for New York City youths from disadvantaged households<sup>2</sup> shows an unemployment rate of 44.5 percent for males aged 16-19. The comparable figure from the Project's survey was 43.6 percent.

Second, the interview responses displayed a reasonably high level of internal consistency. Though dates of employment often required approximation, job descriptions, details such as employers' names and addresses, union names and other specifics lent support to the inference that, in general, respondents were reporting truthfully to the best of their abilities.

And finally, interviewers were themselves asked to rate the quality of each respondent's performance -- including the respondent's truthfulness, ability to understand questions, articulate-

---

<sup>2</sup>Herbert Bienstock, Young People in the New York Labor Market. (New York: Center for Labor and Urban Policy Programs Research and Analysis, December 1981).

ness and cooperativeness. These ratings -- despite the discomfort, crowding and stress associated with interviews in an over-worked police facility -- were generally favorable.

2. Loss of details

Probably the most significant data limitation arising from the work experience survey relates to losses of detail regarding the dates of onset and termination of employment. Exact dates were generally unavailable, and in a large minority of instances respondents were also forced to guess at the month or even season during which a job began or ended. Some effort was made to assist the respondent by constructing a "time line" that was progressively filled in with the various dates requested in the interview, and which could be used to jog the respondent's memory or at least eliminate manifestly inconsistent responses. However, the general stress of the interview setting and physical barriers to easy communication between interviewer and respondent doubtless limited the help that this procedure could offer.

Though wage data were also subject to limitations of memory, these appeared to be more often of the type in which a recalled wage rate (or take home pay) for a current job "masked" recall of pay rates or wages for previous jobs. From the ability of the respondent to recall supporting details, as for example questions relating to wage promotions, it appeared that at least one datum -- whether relating to an hourly rate, weekly gross or net wage -- could be reliably summoned from memory. Finally, there was considerable (and sometimes not particularly credible) incompleteness regarding specific names and addresses of employers.

In some instances, this was intrinsic to the type of work described (e.g., occasional employment as a housepainter for a small contractor or on a self-employment basis). In other instances, it appeared that the respondent feared that we would attempt to contact his employer.

## **II. Arrest History Data**

### **A. Overview of Crime Data**

For each of the 902 participants in the initial survey sample, the Employment and Crime Project attempted to obtain information on prior arrests, case dispositions, and periods of incarceration. Detailed information was collected and coded for the GS and SUB periods. In addition, items summarizing arrests and periods of incarceration during the Prior period were collected.

### **B. Source Selected**

The primary and preferred source of information for the arrest histories of the sample is the Identification and Information Services of the New York State Division of Criminal Justice Services (DCJS). This agency maintains fingerprint-based records of the arrests of all persons arrested within New York State on felony and certain misdemeanor charges. The system, which is interfaced with the New York Police Department's Bureau of Criminal Identification (BCI), was designed to give access to arrest history information at the Criminal Court arraignment of a defendant arrested on a new charge. Data for every arrest is reported

to DCJS for updating of its individual histories. In addition to detailed arrest and disposition histories, these rap sheets contained information on the age and ethnicity of the participants, which was used to validate and back-up other sources of these data, as well as a home address that was coded into census districts.

When rap sheet data were unavailable for any reason, the CJA interview referred to earlier provided some information about the arrest which brought the subject into the sample. Included in the data set is a variable (source) designating the source from which arrest information was derived: either rap sheet, CJA, or a complete absence of data. When CJA data were used, all offenses except for the sampled arrest were treated as missing data as opposed to "no arrest."

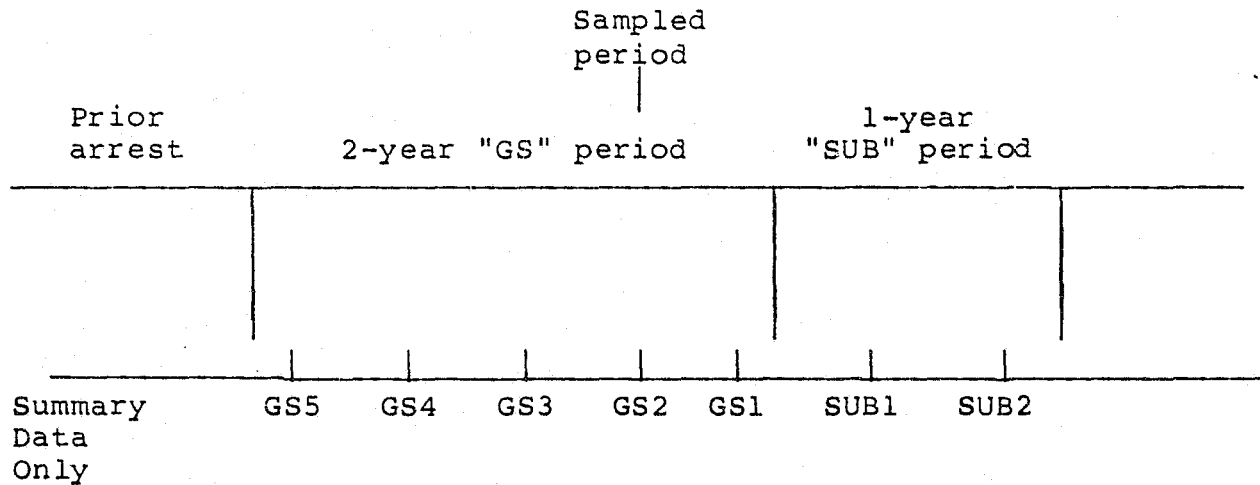
### C. Scope of Information Coded

As with the job and labor market information, a determinate time frame was imposed on the respondents' arrest histories in order to abbreviate the otherwise overwhelmingly detailed arrest information that would be available. In parallel with the labor market instrument, the two-year period prior to the sampled arrest was selected for detailed coding. However, since post-interview arrest experiences of the sample were also of interest (for example, to determine the extent to which subsequent arrests can be predicted by employment and labor market experiences), the arrest history time frame includes an additional one-year post-interview period.

Figure 3 depicts the arrest history time frame and introduces the nomenclature utilized to refer to the various arrest events within the time frame. The arrest that was sampled in the summer of 1979 is designated as "Gold Street 1" ("GS1") and is the first in as many as five arrests (through "GS5") that run backwards in time. These five arrests are coded into separate, detailed income and person-oriented crime categories to be explained further below. In addition to the arrest charges, court dispositions, dates of disposition and jail and prison sentences were also coded.

Figure 3

Time Frame for Arrest History Coding



For each GS or SUB arrest:

- Arrest date
- Highest income charge
- Weight of highest income charge
- Highest person charge
- Weight of highest person charge
- Disposition
- Disposition date
- Number of jail days
- Number of prison months

For arrests preceding the two-year Gold Street period -- arrests in the "Prior Period" -- summary information only was coded: total number of dispositions, number of convictions and number of jail days and prison months in the Prior Period were aggregated over all arrests in this time period. Finally, in the period subsequent to the interview arrest -- the "SUB Period" -- up to two ("SUB1" and "SUB2") arrests were coded. Information describing these arrests was coded in the same manner as for GS arrests.

#### D. Coding Procedures

Arrest charges on DCJS rap sheets are reported both verbally and in terms of the chapter and section numbers of the New York State Penal Code. Each offense is described, together with the felony or misdemeanor weight associated with the offense by statute. An excerpt from a typical arrest report would read as follows:

---

---

10-22-73 NYCPD PCT 026  
PL F FEL VEHICLE THEFT  
PL A MISD POSS STOLN PROP  
PL A MISD UNAUTH USE VEH  
PL A MISD RESISTNG ARR

---

---

In principle, it would have been possible to code the complete New York Penal Code reference for each arrest charge for the arrests falling within the study's GS and SUB time periods. This procedure would, however, have been extremely time consuming, of limited usefulness, and would have resulted in a data



set of unmanageable size. Thus, it was determined to simplify the subsequent analysis and presentation of the data by applying a double classification scheme directly onto the arrest charges. This scheme entailed first separating each arrest charge into income-oriented and non-income oriented categories. Separately within these two broad categories, coders were instructed to identify the most serious arrest charge (i.e., the charge with the highest felony weight). These two "highest" income and non-income charges ("IP" and "Non-IP" respectively) were then coded into a discrete category as follows:

Income (IP) Charges:

- 1--Robbery
- 2--Arson
- 3--Grand larceny
- 4--Burglary
- 5--Fortune telling; criminal impersonation;  
all fraud, except slugs
- 6--Gambling records
- 7--Promoting prostitution
- 8--Drug sale, except marijuana
- 9--Marijuana sale
- 10--Petit larceny, CPSP, slugs, jostling
- 11--Prostitution
- 12--Other

Non-Income (Non-IP) Charges:

- 1--Murder and manslaughter
- 2--Assault, menacing
- 3--Kidnapping
- 4--Rape, sexual misconduct
- 5--Weapons
- 6--Morals
- 7--Drug possession
- 8--Conduct, except usury; criminal mischief & trespass  
w/o accompanying income producing charge
- 9--Unauthorized use
- 10--Obstructing justice, resisting arrest
- 11--Other NIP

For each charge type (at most one income and one non-income type for each arrest), a charge severity was also obtained as follows:

Charge Severities:

- 1--Violation
- 2--B misd
- 3--A misd
- 4--E felony
- 5--D felony
- 6--C felony
- 7--B felony
- 8--A felony
- 9--Other

The recording of separate charge severities for income and non-income charges avoided the problem of "masking" of certain property charges (e.g., larceny) that are frequently outweighed by dangerous non-property charges (e.g., weapons or assaults). Though occasional out-of-state arrests required some effort to code in conformity with a New York State scheme, there were in general few problems with coding the arrest data.

In contrast to coding of arrest charges, there arose numerous difficulties in discerning and coding case dispositions by recourse to official arrest histories. Disposition data are of uneven quality depending on the date of the record. For arrests effected prior to 1973, disposition data are sparse or non-existent. Nevertheless, dispositions are more likely to be present if the arrested person was convicted and sentenced to jail or prison. Fortunately the period covered by the study begins well after the 1973 transition, although summary data relating to prior periods, already limited by a variety of

problems, will be adversely affected. For post-1973 arrests, dispositional data are much more frequently available (for 80-90 percent of arrests). The exception concerns arrests during the SUB period (i.e., near the point of collection of the rap sheet). For these recent arrests, the case may not have reached disposition, or if it has, the disposition may not have been received and reported by DCJS.

Where dispositional data are available, it is possible to identify the most serious conviction charge. Sentence data are also available in cases where dispositional data are available. Interpretation of sentencing data required further training of coders and development of guidelines. In general, it was possible to determine the number of sentences to jail terms (sentences of imprisonment for one year or less) and the number of prison terms (commitments to the State Department of Correctional Services).

Case dispositions and sentences were coded by the Project into the following categories:

- 1--ACD/dismissed (Adjourned in Contemplation of Dismissal)
- 2--Unconditional discharge
- 3--Conditional discharge
- 4--Intermittent incarceration
- 5--Probation
- 6--Jail/fine
- 7--Sentenced: time served
- 8--Sentenced: jail
- 9--Sentenced: prison
- 10--Other

For jail and prison sentences, the number of days and months sentenced were estimated from arrest history data, excluding in

the case of jail sentences "time served" sentences and sentences issued where money fines were available as alternatives. For jail terms (there were some variations), it was assumed that the inmate served his maximum term less one-third for "good time" credit. For prison terms, in some instances the "corrections data" section of the arrest report included both the date that the inmate arrived at a correctional facility operated by the Department of Correctional Services and the date of release from prison. In such instances, time served was taken from the actual dates. However, in other instances, only a disposition date and a maximum sentence length were available from the arrest record. In these cases, the time incarcerated was taken as two-thirds of the maximum sentence for sentence maximums of less than five years, and it was taken as one-half the maximum for sentences of five years or longer.

As can be seen in the Official Arrest History (Part Two of the Appendix), an effort was made to identify on a month by month basis for the 38 months from July 1977 through August 1980 the incarceration status of each member of the sample. For someone never incarcerated in the period, the variable V1707 is given a value of 0. Otherwise, the period(s) of incarceration are identified as follows for variables V1708 (July 1977) through V1745 (August 1980).

- 0 -- Not incarcerated in that month
- 1 -- Incarcerated in first half of month
- 2 -- Incarcerated in second half of month
- 3 -- Incarcerated the full month

The resulting scheme, for any specific individual, would produce "strings" of code values of the following types:

0 3 3 3 3 0	Incarcerated for four full months
0 0 2 3 1 0	Incarcerated for two months, beginning in the last half of a month and ending in the first half of the month

Other strings would be less likely to occur, e.g.,

0 0 1 3 2 0

A string of codes such as that immediately above would indicate that a participant was arrested and jailed in the first part of a month, released during the second half, arrested and jailed during the entire following month, released and arrested again in the second half of the third month. Despite an impression of precision given by these detailed codes, it should be remembered that the underlying information is incomplete and that relatively crude estimates often have been required.

#### E. Data Limitations

The process of continually updating individual arrest histories functions reasonably well for arrest information, but less well for the updating of court outcomes (bail information, pre-trial detention and intermediate and final outcomes of cases). The system attempts to track subsequent jail and prison sentences and the actual lengths of periods of incarceration and dates of release from felony incarceration but the incarceration data, like the case and bail outcome data, are by no means as reliable and complete as are data on arrests. The reasons for incomplete and unreliable bail and case disposition data are many. The

overall volume of cases in the New York City criminal justice system is very large (about 100,000 felony cases per year); the updating of a case begun with the report of an arrest requires numerous subsequent updates, each of which represents a required "turnaround" from a preceding step (for example, the report of an arraignment outcome requires a preceding arrest report; bail, intermediate and final Criminal Court (misdemeanor) outcomes require a previous successful reporting of arraignments (for example, so that the Criminal Court docket number is available for interfacing with court records); and, finally, felony case outcomes in Supreme Court require updating of records with indictment numbers and other trial and calendar events.

This extensive and mutually dependent array of outcomes is easily subject to failure, for example, when reports of intermediate outcomes precede the reports of underlying events or when, at various institutional locations, workloads pile up and slow the reporting of outcomes. For some data, notably bail outcomes, literally every court appearance poses the possibility of a change in the bail conditions set by the court and, in addition, a defendant or his family may make bail either at court during the time of an appearance or at a New York City Department of Correction facility at any time. This complexity results in relatively massive and intractable data problems preventing the easy collection of fine-grained case outcome and detention and incarceration data. For this reason, the data collected and codified by the Project were limited to the arrests themselves and to the final dispositions and aggregate sentences which could be derived or estimated with a fairly high degree of reliability.

Though utilizing a fingerprint-based coding system to ensure assignment of unique personal identifiers, the DCJS arrest history files are of course subject to error, as well as subject to the types of data incompleteness described above. However, internal inspection and review of the sampled arrest history records suggests that, in broad outline, the system successfully identified the sampled respondents and recorded consistent arrest date, charge and outcome information.<sup>3</sup> In only two instances did inspection of arrest histories suggest complete misidentification of individuals. Additionally, information about juvenile arrests is not usually available. And finally, it is not possible to determine the number of probation and/or parole revocations using arrest histories.

### III. 1980 Follow-up Interview

#### A. Overview of Follow-up

This section reports on the methodology utilized in the exploratory survey of 152 follow-up participants, successfully re-interviewed after a follow-up of a subsample (N=399) of the 902 criminal court defendants originally interviewed. As was described above, the 1979 survey interviewed persons within hours of their arrest, before their arraignment in Criminal Court and thus before they had received the services of defense counsel. As a result of these interview conditions, an agreement was

---

<sup>3</sup>One factor accounting for the apparently high degree of validity of at least some key items in the arrest histories is use of the arrest history system by many independent agencies that are able to make some comparisons with their own information sources and, upon occasion, report errors to DCJS.

reached with cooperating criminal justice agencies that the Vera interview would be relatively brief, would be confined to labor market and general background items and would take place only with the informed consent of the defendants.

These restrictions on the 1979 interview suggested the desirability of a follow-up, taking place after the final disposition of the case against the defendant and in a Vera office rather than in a police facility. Such a follow-up interview would be free to explore many issues that could not be addressed in a jail-based interview.

#### **B. Questionnaire Construction**

The follow-up was designed to register changes over time in selected variables obtained in the initial interview and to probe, in greater detail, certain areas identified in preliminary analyses of the first interviews as being of special interest. To ensure compatibility with the initial interviews, the wording of items common to both interviews was kept the same; to prevent contamination of such common items, they were asked first, prior to more sensitive items that could have put the respondent "on guard." The general strategy in designing the questionnaire was to use standardized items wherever possible and to move from relatively unproblematic items to those, such as self-reports of street crime activities, that were potentially more threatening. The remainder of this section briefly describes the 16 sections originally included in the follow-up survey, although as will be explained later, many sections were pared down or eliminated altogether.



Section One focused the respondents' attention on the arrest that resulted in the initial interview and asked for details on bail and case outcome. Questions probing the circumstances of the arrest and details of the offense were included as well as possible consequences of future arrests.

Section Two of the questionnaire updated school information obtained from the 1979 questionnaire, and obtained more detail about grades repeated and participation in special remedial or enriched school programs.

Section Three elicited information about military enlistment and participation in government-sponsored job training programs; drug and alcohol abuse history; family immigration status; and parental employment.

In Sections Four through Eight, the interviewer assessed the employment experiences of defendants in the year following their sample arrest. The items in this section parallel items asked on the 1979 questionnaire, although a number of new items were added. For example, participants who were employed at the time of arrest were asked about the impact of the arrest on their jobs, including whether employers and co-workers knew about the arrest and the nature of their reactions.

The items in Section Nine tap a variety of characteristics of participants' current or most recent jobs: rules, perceived chances for promotion, characteristics of work tasks and aspects of the respondent's relationship with his employer. Additional items obtained particulars on such matters as signing-in, importance of getting to work on time, lateness, feeling comfortable

at work, radio playing, fights, the interest, fatigue, monotony and dirtiness of the job, and so forth.

The high rates of unemployment disclosed by the 1979 interviews prompted further investigation of job search patterns in Sections Ten and Eleven of the follow-up. The standard Bureau of Labor Statistics (BLS) definition of unemployment, (i.e., looking for work in the last four weeks), does not separate those actively seeking work on a daily basis from those looking only occasionally. Questions pertaining to job search during the follow-up period were therefore designed to delineate these groups by providing measures of the intensity of job search over time. These items were also intended to permit analysis of changes in job search patterns as the duration of unemployment increased.

Items in Section Thirteen (Section Twelve was not administered) elicited information about the participant's household as a source of economic support. The respondent's role as "breadwinner" or "dependent" was assessed in the context of other available household income sources.

Items in Section Fourteen provided a picture of the respondent's economic alternatives, including the availability of economic "cushions" or informal "credit networks."

Section Fifteen borrowed several items from the U.S. 1980 Census related to housing type, housing abandonment and presence of a telephone, as well as a question concerning whether a member of the household responded to the Census.

In Section Sixteen, participants were asked for reports of their own criminal activities in the follow-up year. The respondent was presented with a chart that laid out, in 24 half-month intervals, a "time line" from July 1979 to July 1980. For each interval, he was asked how often he committed an offense or offenses, the net amount of money obtained, arrests resulting from his activities, the highest arrest charge and a general description of the activities themselves.

Later, summary questions probed for other aspects of the crime activity such as whether or not it was located in the participant's neighborhood, the involvement in crime of friends and acquaintances (as well as their involvement in legal work) and the types of things for which money (obtained legally or illegally) was spent (family and self-support, clothes, parties, drugs, etc.). Besides reporting their own crimes, respondents were also asked to assess the risks and gains derived from six types of offenses:

- Shoplifting in a large, downtown department store
- A household burglary done at night
- Selling marijuana ("herb") on the street
- A robbery (street mugging)
- A con game (e.g., "three card monte")
- A "grab and run" (e.g., purse snatching)

Selection of these example crimes was guided by the Project's own fieldwork findings. The crimes and crime settings were selected to reflect typical experiences of those youths studied by the Project through ethnographic techniques.

For each of the five example crimes, the participant was asked to report the perceived likelihood of his arrest if he were

to do the crime, the degree to which skill was required to do the crime, the risk of injury resulting from the crime, and the amount of money that could be derived from the example crimes.

**C. Administration of the Interview**

1. Subsampling

The one year interval between the initial interview and the follow-up was long enough to permit the unfolding of meaningful employment and crime activity and to ensure that most court cases from the sampled 1979 arrest would have reached final outcomes, while at the same time it was short enough to permit relatively accurate recall and self-reports of intervening activities.

In planning the follow-up, it was supposed that the year between the initial and follow-up interviews would necessitate relatively intensive efforts to locate respondents, since much of the address information given at the time of the original interview was likely to become outdated. Allowing for such intensive follow-up, and confronted with limited resources, the decision was made to confine follow-up contact efforts to a randomly selected subsample of 399 of those participants interviewed in 1979 who had agreed to a second interview.

Separate follow-up consent agreements were obtained from defendants at the time of the initial interview. At the close of that interview, each defendant was asked if he was willing to participate in a follow-up interview. If he indicated his willingness to participate, he was asked to supply several addresses and telephone numbers and names of contact persons who would be

able to assist Vera researchers in locating him in the future. It was this data base that was used during the efforts at re-contacting the subsample although, as will be seen, the attempt to collect multiple address and telephone and contact information was not entirely successful.

## 2. Contact Procedures and Attrition

The task of locating respondents and inducing respondents to be re-interviewed relied heavily on the resourcefulness of the follow-up interview staff. Address and telephone contact information collected at the time of the initial interview was frequently found to be outdated or incorrect. Of the 399 respondents selected, only about half (48%) had telephones. Address information, while available for most of the sample, often proved to be incorrect. A variety of strategies was employed to locate respondents. All respondents were first contacted by mail. A letter was sent to the address obtained at the time of the initial interview, and sometimes to addresses obtained from other official records (New York City Criminal Justice Agency and New York Police Department arrest report data). Occasionally, new post office address corrections or forwarding address information became available, and the new information was added to the contact files.

A few days after letters were sent, respondents with telephones were called. Additional letters were sent to other contact addresses and calls were made by follow-up staff at about two-week intervals.

When letters were not returned (i.e., the address was "good"), and phone contact proved unsuccessful or impossible, field searches were scheduled. Field search visits were typically conducted on weekends and evenings. Search activities included leaving printed messages under the door and in the mail box; attempting to talk directly to the respondent, or to a family member; leaving messages with neighbors in nearby apartments or in the street, etc..

Ten dollars (plus transportation costs) was set as the stipend amount for persons agreeing to the follow-up interview. When initial contacts located individuals who, while reluctant to participate, were not hostile to the research, stipends were occasionally raised to \$15 and rarely (e.g., persons living outside of the City) even higher.

Once contact had been made with a participant, he was reminded of the initial interview. He was informed of the context and purpose of the follow-up interview, and offered the stipend for his participation. If he agreed, an interview was scheduled in our office, or at the respondent's home. On the morning of the scheduled interview, respondents with telephones were called in order to confirm appointments. Each effort to contact a respondent was documented. Maintenance of recontact logging procedures contributed to efficient follow-up, but unfortunately, was no substitute for good initial address and telephone contact information.

Table 4 summarizes the outcome of follow-up efforts. Two hundred and thirty one respondents were successfully reached,

representing 58 percent of the randomly selected follow-up subsample of 399. Of this contacted group, 157 (68%) were interviewed, 46 (20%) repeatedly failed to come in and 28 (12%) refused the interview outright. Altogether, therefore, nearly two-fifths (39%) of the subsample were interviewed and individual contacts were made with nearly three-fifths (58%).

Table 4  
Participation in the 1980 Follow-up

Sample Losses between Sample Selection and Successful Contact, Interview			
	<u>N</u>	<u>Percent</u>	<u>Percent of Total</u>
1. Respondent successfully contacted and			
Interviewed	157	68%	
Repeatedly failed to appear	46	20	
Refused interview	28	12	
	<u>231</u>	<u>100%</u>	58%
2. Others knowing respondent successfully contacted and			
Respondent in jail during summer	29	40%	
Contacts unable to give respondent's whereabouts	21	29	
Out of town	19	26	
Deceased	3	4	
	<u>72</u>	<u>100%</u>	18%
3. No successful contact with respondent or others because			
Address/telephone numbers given at interview of no use	64	67%	
Respondent moved/no new address	32	33	
	<u>96</u>	<u>100%</u>	24%
	<u>399</u>		<u>100%</u>

Of the remaining 168 sample members, the follow-up was successful in contacting someone acquainted with the respondent in an additional 72 cases, representing 18 percent of the total sample of 399. Of this group -- about whom something was learned from a friend or relative -- it was discovered that 29 respondents (40%) were in jail during the summer of 1980; 21 respondents (29%) appeared themselves to be out of touch with their family members or friends; 19 (26%) were thought to be out of the City altogether, and, finally, it was learned that three respondents (4%) had died.

Naturally, relatively little is known concerning the remaining 96 respondents. It appeared, however, that in 64 cases (67%), the respondent had supplied a worthless address and/or telephone number during the 1979 interview. In the remaining 34 instances (33%) the respondent had moved during the period between the 1979 and 1980 interview, and it was impossible to locate the respondent's new address. In summary, the yield from recontacting efforts was relatively disappointing. Only 157 out of the subsample of 399 defendants were successfully reinterviewed. Moreover, examination of logs documenting recontact procedures suggests that the decision to concentrate intensive efforts on a subsample of the original sample did not yield a very large increase in the number of successful interviews. Most defendants, if they were successfully interviewed at all, were reinterviewed within about three weeks of the onset of contact efforts (median time for successful contact was 19 days). Thus, an early failure at reaching the defendant at the address given seldom yielded "leads" that ultimately resulted in an interview.



#### D. Coding Procedures

As with the 1979 interview, the bulk of the items in the follow-up were developed using pre-coded response categories to facilitate comparability of responses for analysis. Unlike the initial interview, however, the follow-up did provide for other open-end responses in addition to, or in supplementation of, the pre-coded responses. These latter items, qualitative and exploratory in nature, were not computerized.

##### 1. Selection of items for inclusion in final computerized data set

Some problems arose in the follow-up as a result of the Project's initial attempt to use a relatively detailed interview schedule and the ultimate inability of the Project to interview as many participants in the follow-up subsample as anticipated. Many survey items, particularly questions which were applicable to a small minority of respondents, produced very few useable responses. If all potentially codeable open-end items were counted, a maximum of 585 "data elements" would have been included in the computerized data set (in this meaning, one question on the survey might consist of several data elements, given some response alternatives with open-end categories, multiple dates, requests for quantities if certain alternatives were selected, etc.). As can be seen in Table 5, of this maximum of 585 data elements, 428 (73%) were coded and keypunched in order to form a preliminary data set from which frequencies, valid responses and so forth could be examined.

TABLE 5

Selection of Items in Follow-up for Inclusion  
in Final Computerized Data Set

INTERVIEW SECTION/CONTENTS	DATA ELEMENTS		
	(1) Total # Possible	(2) Total # in Prelim.*	(3) Total # in Final
1. Outcome from sampled arrest/court case	37	13	13
2. Schooling (in last year & details on earlier)	21	6	5
3. Demographic (inc. parental background)	34	20	12
4. Employment: follow-up of job at time of arrest	27	24	9
5. Employment following arrest	4	3	2
6. Employment following arrest, cont'd	88	74	0
7. Current/most recent job (ca. 1980)	2	2	0
8. Current/most recent job (ca. 1980), cont'd	88	68	0
9. Interim Jobs (other jobs in one-year period)	6	6	0
9A. Current/most recent job supplement	37	31	31
9B. Self-employment supplement	24	0	0
9C. Odd jobs	6	7	0
10. Job search (last 4 weeks)	10	10	0
11. Job search/time line questions	22	22	7
12. Deleted	--	--	--
13. Household composition/stability	40	29	18
14. Job loss	9	8	7
15. Census questions	5	4	3
16. Street activities	114	90	44
17. Interviewer's ratings	11	11	11
<b>TOTAL</b>	<b>585</b>	<b>428</b>	<b>162</b>
% of Prelim in Total		73%	
% of Final to Total		--	28%
% of Final to Prelim.		--	38%

\*Preliminary data set omitted open-end items and self-employment supplement.

After a careful review of these preliminary data, it was decided that many items -- particularly detailed employment batteries that were designed to parallel sections of the 1979 interview -- should be dropped. This decision was tantamount to a change from a longitudinal -- or panel -- survey design to a much more limited retrospective design. The decision was made for two reasons: as already mentioned, too few responses were available to permit a statistically reliable measurement of "over time" changes; second, even had more responses been available, the high level of sample attrition suggested that selection biases would also obscure the nature of changes over time.

A comparison of columns two and three in Table 5 indicates the extent of the paring of survey items. For some sections of the survey -- schooling, supplemental questions on the respondent's current or most recent job, job loss and Census questions -- there was virtually no trimming of items. For some other areas, where there was substantial trimming, the items deleted duplicated data that became available from sources besides the participant. For example, the section on outcomes from the sampled 1979 arrest/court case contained many details on bail and court outcomes that duplicated data from official arrest histories. Dropping these items did not cause a significant loss of information. The other items in this section, which were retained, probed details such as whether or not a friend participated with the respondent in the sampled incident, whether the incident took place in the respondent's neighborhood, and whether it was planned, items not available from other sources.

The remaining sections of the interview fall into two categories: those where substantial trimming took place and those which were eliminated virtually in their entirety. The section on the respondent's demographic background was substantially trimmed (dropped items dealt with the details of parents' occupational backgrounds and immigration histories). The section that obtained follow-up data on the participant's 1979 employment was cut back (dropping details concerning why a job was left, unemployment benefits, etc.). These items are available (on recent or prior jobs) for a much larger, more representative sample in the 1979 interview. Sections Five and Six, probing in detail respondents' post-1979 employment histories, were dropped in their entirety with the exception of questions that determined whether or not, in the one-year follow-up period, the respondent had done any work at all.

Thus, while the follow-up interview provides important details on the "aftermath" of the 1979 arrest in employment terms -- whether or not the individual returned to work after his arrest, whether he continued to hold the job and, if he left, under what circumstances, and whether or not his employer and co-workers knew about his arrest and their reactions -- it does not attempt to construct a work history in equivalent detail to the 1977-1979 history established by the original interview. Another, related, section of the follow-up had been designed to collect details on the self-employment experiences of participants and on "odd jobs." This section was dropped in its entirety for lack of responses.

As with details of employment, details on unemployment (job search) were substantially cut back. The items referring to searches "in the last four weeks" were eliminated altogether. In the longer one-year period, only items not asked in the 1979 interview were saved, such as whether job searches included friends, whether employers asked that applications be completed, and the general location of job searches.

There were two other sections where about half of all items were trimmed: the items relating to household stability and those having to do with "street activities." Remaining in the household section are those items describing the participant's household composition, his economic dependency or that of others on him, and sources of household income (including transfer payments).

The section on the "street activities" of participants represented an important area of follow-up about which nothing could be learned during the jail-based 1979 interview. The section includes a few items on the participants' own criminal victimizations (all of these were kept), and then a long detailed "time line" battery of self-report crime questions. As already described, the self-report items probed for the type, frequency, monetary gains and arrests associated with participants' month-to-month crime involvements during the one-year follow-up.

These items were dropped from the final data set because very few participants admitted to any crime participation at all. Among those who reported some crime, details as to type, frequency and "take" from crime were exceedingly sparse. Much

more successful was the effort to elicit respondents' perceptions of the risks associated with six example crimes. These items, describing the risks of arrest and of injury, the skills required and the estimated money take from typical crimes, were included in the final data set. A few miscellaneous items on the participants' juvenile arrests, and on the reactions of friends and family members to their street activities, completed the section on street activities.

In general, the net effect of these trimmings of data is to make available a data set that is useful as a qualitative adjunct to the 1979 work experience interview, with particular interest inhering in its effort to obtain data on the perceptions of risk associated with street crime.

**APPENDIX**

**Methodology, Data Documentation and User's Guide for the Employment  
and Crime Project's Survey of Brooklyn Arrested Persons**

**CODEBOOK FOR SURVEY OF BROOKLYN ARRESTED PERSONS**

- Part One: 1979 Work Experience Survey (items 1-250)  
Part Two: Official Arrest Histories (items 251-380)  
Part Three: 1980 Follow-up Survey (items 381-541)

September 1985

Research Department  
Vera Institute of Justice  
377 Broadway  
New York, New York 10013

PART ONE: 1979 Work Experience Survey - items 1-250

Note: "-9" used for all missing values (including skipped questions, inapplicable questions and missing responses)

Detailed skip patterns require original interviews.  
They are available upon request.



<u>ITEM #</u>	<u>NAME</u>	<u>WIDTH</u>	<u>DESCRIPTION</u>	<u>COMMENTS</u>
1	V0103	3	Vera ID Number Range: 1 to 912	Unique to individuals; N=902 (10 ID numbers deleted)
2	V0122	6	Date of birth (YYMMDD) Range: ___ to ___	Data from NYC Criminal Justice Agency or else from NYC Police Department arrest histories
3	V0128	2	Race/ethnicity:  1--Black 2--White 3--Hispanic 4--Oriental 5--American Indian 6--Other	Data from NYC Criminal Justice Agency  or else from NYC Police Department arrest histories
4	V0129	2	Arrest precinct Legal values: 60-63, 66-73, 75-79, 81, 83-84, 88, 90, 94	
5	V0137	8	Census tract of residence Range: 20000 to 12100000	1980 Census; index to 1970 tracts avail- able. NOTE: tract numbers have been multiplied by 10000 to eliminate decimals.
6	V0160	2	Interviewer's rating of R's truthfulness:  1--High 2--Moderate 3--Low	
7	V0161	2	Interviewer's rating of R's ability to understand questions:  1--High 2--Moderate 3--Low	

<u>ITEM #</u>	<u>NAME</u>	<u>WIDTH</u>	<u>DESCRIPTION</u>	<u>COMMENTS</u>
8	V0162	2	Interviewer's rating of R's ability to articulate responses:  1--High 2--Moderate 3--Low	
9	V0163	2	Language of interview:  1--English 2--Spanish 3--Mix of English and Spanish	
10	V0164	2	Interviewer's rating of R's cooperativeness:  1--High 2--Moderate 3--Low	
11	V0165	2	Interviewer's judgment whether R is intoxicated (drugs or alcohol):  1--Yes 2--No	
12	V0166	2	Interviewer's report whether interview was disrupted by noise or other distractions:  1--Yes 2--Somewhat 3--No	
13	V0167	2	Interviewer ID Range: 1 to 8	Code 8 indicates an interview by supervising staff.
14	V0168	2	Coder ID Range: 1 to 5, 7	

<u>ITEM #</u>	<u>NAME</u>	<u>WIDTH</u>	<u>DESCRIPTION</u>	<u>COMMENTS</u>
15	V0172	3	Last interview item completed	Coded as the card/column of the interview item in the original card image raw data set. This corresponds roughly to the variable names in this codebook.
16	V0207	2	Are you now  1--Married, 2--[Have a] common law wife; 3--[Or are you] separated 4--Divorced 5--Widowed; 6--[Or have you] never been married?	
17	V0208	6	When did you marry (most recently) or establish your common law relationship? (YYMMDD)	
18	V0212	6	When were you divorced (widowed, separated)? (YYMMDD)	
19	V0216	2	Have you ever been in the service?  1--Yes 2--No (go to 23)	
20	V0217	2	What type of discharge did you receive?  1--General 2--Medical 3--Undesirable 4--Honorable 5--Dishonorable 6--Still in 7--Other	
21	V0218	6	Date entered the service (YYMMDD)	

<u>ITEM #</u>	<u>NAME</u>	<u>WIDTH</u>	<u>DESCRIPTION</u>	<u>COMMENTS</u>
22	V0222	6	Date left the service (YYMMDD)	
23	V0226	2	Did you ever try to enlist?  1--Yes 2--No	
24	V0227	2	What is the highest school grade that you have completed?  Range: 1 to 20	One year college = 13, etc.
25	V0229	2	Do you have a GED or diploma?  1--Yes 2--No (go to 27)	
26	V0230	2	What type do you have?  1--High school diploma 2--GED 3--AA/AS 4--BA/BS 5--Other	
27	V0231	2	Do you think that having a diploma/degree has (would have) helped you to find or hold a job?  0--No (go to 28) 1--Just a bit 2--Yes, a great deal	
28	V0233	6	When were you in school last?(YYMMDD)	If DATE 2 or more years before interview go to item 37.
29	V0237	6	Date1 started school in last two years (YYMMDD)	

<u>ITEM #</u>	<u>NAME</u>	<u>WIDTH</u>	<u>DESCRIPTION</u>	<u>COMMENTS</u>
30	V0241	6	Date1 ended school in last two years (YYMMDD)	
31	V0245	6	Date2 started school in last two years (YYMMDD)	
32	V0249	6	Date2 ended school in last two years (YYMMDD)	
33	V0253	2	What were your hours?  1--Day 2--Evening	
34	V0254	2	Hours a day attending school: Range: 1 to 7	
35	V0255	2	How many days a week? Range: 1 to 5	
36	V0256	2	Do you intend to return to school in September?  1--Yes 2--No	
37	V0257	2	Did you leave school voluntarily?  1--Yes 2--No	

<u>ITEM #</u>	<u>NAME</u>	<u>WIDTH</u>	<u>DESCRIPTION</u>	<u>COMMENTS</u>
38	V0258	2	Why did you (have to) leave school?	
			1--Received diploma/degree	
			2--Lacked ability (poor grades)	
			3--Didn't like school	
			4--Family responsibilities	
			5--Military	
			6--Left to find work	
			7--Left for a job	
			8--Arrested, trouble with police	
			9--Drugs	
			10--Expelled, no reason	
			11--Other	
39	V0263	2	Have you been in a job training program in the last 2 years?	
			1--Yes, currently	
			2--Yes, but not currently	
			3--No (go to 51)	
40	V0264	6	Date started training (YYMMDD)	
41	V0268	6	Date ended training (YYMMDD)	
42	V0307	3	What skills did you learn at the last program?	
			Skills (1970 Census 3-digit occupation codes); range: 2 to 981	
43	V0310	2	What are (were) your hours? Shift:	
			1--Day hours	
			2--Evening hours	

<u>ITEM #</u>	<u>NAME</u>	<u>WIDTH</u>	<u>DESCRIPTION</u>	<u>COMMENTS</u>
44	V0311	2	What are (were) your hours? Number of hours (per day)	
			Range: 1 to 8	
45	V0312	2	How many days a week?	
			Range: 1 to 7	
46	V0313	2	Where did you get your training?	
			1--Rehabilitation program (go to 48)	
			2--Institution (jail or prison) (go to 48)	
			3--Regular school (go to 48)	
			4--Business/tech school (go to 48)	
			5--Employer training (go to 47)	
			6--Other (go to 48)	
47	V0314	2	How did you learn at the employer training program?	
			Were you:	
			1--Enrolled in formal company training class	
			2--Taught by supervisors	
			3--Taught by co-workers	
			4--Other	
48	V0315	2	Did you complete the training program?	
			1--Yes	
			2--Still enrolled	
			3--No	
49	V0316	2	Have you used the training on a job?	
			1--Yes	
			2--No	

<u>ITEM #</u>	<u>NAME</u>	<u>WIDTH</u>	<u>DESCRIPTION</u>	<u>COMMENTS</u>
50	CURRET	2	Current/recent job  1--Current job 2--Recent job	
51	V0317	2	Do you now have a job?  1--Yes (go to 54) 2--No	If 52 is answered yes and item 53 is for 20 hours or more, V0317 has been coded 1.
52	V0318	2	Did you do any work for pay in the last week?  1--Yes 2--No (go to 55)	
53	V0319	2	How many hours did you work for pay in the preceding week?  Number of hours/week (If less than 20, go to 55); range: 1 to 18	Work for pay for less than 20 hours per week is not taken as a "current job" if answer to item 51 is "no."
54	V0321	2	Do you have more than one job?  1--Yes 2--No	
55	V0322	2	Have you ever worked?  1--Yes 2--No (go to item 132)	Note: This item not asked if item 51 answered yes.
56	V0323	6	Now I'd like to talk to you about your <u>current</u> job; the job you started on (YYMMDD)	



<u>ITEM #</u>	<u>NAME</u>	<u>WIDTH</u>	<u>DESCRIPTION</u>	<u>COMMENTS</u>
57	V0337	2	Were you absent at all from work last week?  1--Yes 2--No	Last day worked in previous week omitted.
58	V0338	2	Why were you absent?  1--Sick 2--Vacation 3--Temporary lay off 4--Other	
59	V0339	6	Now I'd like to talk to you about your most recent job; the one you started on (YYMMDD).	
60	V0346	6	End date of most recent job (YYMMDD).	
61	V0407	2	Where did (do) you work? (Firm name and address)  1--Brooklyn 2--NYC (not Brooklyn) 3--US/not NYC 4--Puerto Rico 5--Other	
62	V0408	3	What kind of business was that--what did they make or do?  3-digit 1970 Census Industry Codes	
63	V0411	3	What were your most important activities at that job?  3-digit 1970 Census Occupation Codes	

<u>ITEM #</u>	<u>NAME</u>	<u>WIDTH</u>	<u>DESCRIPTION</u>	<u>COMMENTS</u>
64	V0414	2	Is that a 1--Privately owned company, 2--Private agency (like day labor) 3--Government job or a 4--Government program; or were you 5--Self-employed 6--Working without pay 7--Other	Class of employment slightly modified from Census format.
65	V0415	2	What were your typical hours? 1--Day(8am-4pm) 2--Evening(4pm-12am) 3--Night(12am-8am) 4--Variable schedule 5--Weekends only	
66	V0419	2	How many days a week did you usually work?  Range: 1 to 7	
67	V0420	3	How many hours/day were you paid for?  Number of hours/day Range: 1 to 24	Six observations were rounded to integers.
68	V0423	2	Did you prefer to have full-time work?  1--Yes 2--No	
69	V0424	3	How much did you make? Gross wage Range: 20 to 998	
70	V0428	3	Net wage Range: 2 to 712	

<u>ITEM #</u>	<u>NAME</u>	<u>WIDTH</u>	<u>DESCRIPTION</u>	<u>COMMENTS</u>
71	V0431	2	Were taxes deducted from your pay?  1--Yes 2--No	
-----				
72	V0432	2	Medical Insurance  1--Yes 2--No	Did your position offer the following benefits: Did it have  Question wording is the same for items 72-76.
-----				
73	V0433	2	Life Insurance  1--Yes 2--No	
-----				
74	V0434	2	Paid Vacation  1--Yes 2--No	
-----				
75	V0435	2	Paid Sick Days  1--Yes 2--No	
-----				
76	V0436	2	Pension  1--Yes 2--No	
-----				
77	V0437	2	Did you ever receive a raise or promotion at that job?  1--Yes, raise (go to 80) 2--Yes, promotion (go to 80) 3--Both raise and promotion (go to 80) 4--No	Dollar amounts of wages pre- and post-raise are omitted.
-----				

<u>ITEM #</u>	<u>NAME</u>	<u>WIDTH</u>	<u>DESCRIPTION</u>	<u>COMMENTS</u>
78	V0444	2	Do you think that it was possible to get a raise or promotion in the job position you held?	
			1--Yes 2--No	
79	V0445	2	[Ask only if currently employed:] What would you say your chances are for a raise or promotion on this job? Would you say that you have--	
			1--a good chance 2--fair chance 3--poor chance	
80	V0446	2	How did people get promotions and raises at that job?	
			1--Length of time there 2--Contacts 3--Skills 4--Attitude 5--Ethnicity 6--Union/contract 7--Other	
81	V0447	2	While at that job, did (have) you pick(ed) up any skills on your own that you think might help you to get a better job?	
			1--Yes 2--No	
82	V0448	2	Would you say that most of the time you:	
			1--Took instructions from supervisor 2--Worked on your own, or 3--Supervised others	

<u>ITEM #</u>	<u>NAME</u>	<u>WIDTH</u>	<u>DESCRIPTION</u>	<u>COMMENTS</u>
83	V0450	2	Number supervised by R Range: 1 to 87	
84	V0451	3	Number supervised by R's boss Range: 1 to 998	
85	V0452	2	Were people at that firm union members?  1--Yes 2--No (go to 87)	
86	V0453	2	Were you a member of that union?  1--Yes 2--No	
87	V0454	2	How did you find out about this job?  1--Friends (not at job) 2--Friends (at job) 3--Relatives (not at job) 4--Relatives (at job) 5--Private agency 6--NYSES 7--Ads 8--Direct application 9--Neighborhood/community office 10--Rehabilitation program 11--Probation/parole 12--Former employer 13--Union 14--School 15--Other	

<u>ITEM #</u>	<u>NAME</u>	<u>WIDTH</u>	<u>DESCRIPTION</u>	<u>COMMENTS</u>
88	V0456	2	<p>During the time that you were at this job, were there any full weeks (in the last 24 months) that you did not work not counting your vacation?</p> <p>1--Yes (go to 89) 2--No</p> <p>If at current job more than 2 years, go to Supplement (item 211); If at current job less than 2 years, then if prior job: go to item 93; if no prior job, go to item 132.</p>	
89	V0457	2	<p>About how many weeks were there that you did not work?</p> <p>Number of weeks Range: 0 to 60</p>	If item 88 is no then item 89 is 0.
90	V0459	2	<p>What was the main reason for not working during those weeks?</p> <p>1--School 2--Family reasons 3--Illness 4--Incarceration 5--Lay-off 6--Strike 7--Drug-alcohol problem 8--Did not want to work 9--Other</p>	

<u>ITEM #</u>	<u>NAME</u>	<u>WIDTH</u>	<u>DESCRIPTION</u>	<u>COMMENTS</u>
91	V0461	2	[Ask only if recent job:] Why did you leave that job?  1--Quit, found other job 2--Quit, because of employment conditions 3--Quit, wages too low 4--Quit, problem with boss, co-workers 5--Quit, illness/disability 6--Quit, interfered with school 7--Quit, to enter military 8--Quit, family reasons 9--Quit, I moved 10--Arrested 11--Lay-off/company closed, moved 12--Temporary job 13--Discharged or fired 14--Other	Items 91 and 92 for recent job only.
92	V0463	2	Did you leave voluntarily?  1--Yes 2--No	
93	V0464	6	Prior job, start date (YYMMDD)	Prior job only if current/recent job started within 2 years of interview and a prior job ended within 2 years of interview.
94	V0471	6	Prior job, end date (YYMMDD)	
95	V0507	2	Where did you work?  1--Brooklyn 2--NYC (Not Brooklyn) 3--US/not NYC 4--Puerto Rico 5--Other	

<u>ITEM #</u>	<u>NAME</u>	<u>WIDTH</u>	<u>DESCRIPTION</u>	<u>COMMENTS</u>
96	V0508	3	What kind of business was that --what did they make or do?  3-digit 1970 Census Industry Codes	
97	V0511	3	What were your most important activities at that job?  3-digit 1970 Census Occupation Codes	
98	V0514	2	Was that a:  1--Privately owned company 2--Private agency (like day labor) 3--Government job, or a 4--Government program; or were you 5--Self-employed 6--Working without pay 7--Other	Class of employment slightly modified from Census format.
99	V0515	2	What were your typical hours?  1--Day (8am-4pm) 2--Evening (4pm-12am) 3--Night (12am-8am) 4--Variable schedule	
100	V0519	2	How many days a week did you usually work?  Range: 1 to 7	
101	V0520	2	How many hours/day were you paid for?  Number of hours/day Range: 2 to 17	Sixteen observations were rounded to integers.
102	V0523	2	Did you prefer to have full-time work?  1--Yes 2--No	



<u>ITEM #</u>	<u>NAME</u>	<u>WIDTH</u>	<u>DESCRIPTION</u>	<u>COMMENTS</u>
103	V0524	3	How much did you make? Gross wage Range: 20 to 750	
104	V0528	3	Net wage Range: 20 to 750	
105	V0531	2	Were taxes deducted from your pay?  1--Yes 2--No	
106	V0532	2	Did your position offer the following benefits: Did it have  Medical Insurance  1--Yes 2--No	Question wording is the same for items 106-110.
107	V0533	2	Life Insurance  1--Yes 2--No	
108	V0534	2	Paid Vacation  1--Yes 2--No	
109	V0535	2	Paid Sick Days  1--Yes 2--No	
110	V0536	2	Pension  1--Yes 2--No	

<u>ITEM #</u>	<u>NAME</u>	<u>WIDTH</u>	<u>DESCRIPTION</u>	<u>COMMENTS</u>
111	V0537	2	Did you ever receive a raise or promotion at that job?  1--Yes, raise (go to 113) 2--Yes, promotion (go to 113) 3--Raise and promotion (go to 113) 4--No	Dollar amounts of wages pre- and post-raise are omitted.
112	V0544	2	Do you think that it was possible to get a raise or promotion in the job position you held?  1--Yes 2--No	
113	V0546	2	How did people get promotions and raises at that job?  1--Length of time there 2--Contacts 3--Skills 4--Attitude 5--Ethnicity 6--Union 7--Other	
114	V0547	2	While at that job, did (have) you pick(ed) up any skills on your own that you think might help you to get a better job?  1--Yes 2--No	
115	V0548	2	Would you say that most of the time you:  1--Took instructions from supervisor 2--Worked on your own, or 3--Supervised others?	

<u>ITEM #</u>	<u>NAME</u>	<u>WIDTH</u>	<u>DESCRIPTION</u>	<u>COMMENTS</u>
116	V0550	2	Number supervised by R Range: 2 to 30	
117	V0551	3	Number supervised by R's boss Range: 1 to 200	
118	V0552	2	Were people at that firm union members?  1--Yes 2--No (go to 120)	
119	V0553	2	Were you a member of that union?  1--Yes 2--No	
120	V0554	2	How did you find out about this job?  1--Friends (not at job) 2--Friends (at job) 3--Relatives (not at job) 4--Relatives (at job) 5--Private agency 6--NYSES 7--Ads 8--Direct application 9--Neighborhood/community office 10--Rehabilitation program 11--Probation/parole 12--Former employer 13--Union 14--School 15--Other	
121	V0556	2	During the time that you worked at this job, were there any full weeks (in the last 24 months) that you did not work; not counting your vacation?  1--Yes 2--No (go to 124)	

<u>ITEM #</u>	<u>NAME</u>	<u>WIDTH</u>	<u>DESCRIPTION</u>	<u>COMMENTS</u>
122	V0557	2	About how many weeks were there that you did not work?  Number of weeks Range: 0 to 48	If item 121 is 2 then item 122 is 0.
123	V0559	2	What was the main reason for not working during those weeks?  1--School 2--Family reasons 3--Illness 4--Incarceration 5--Lay-off 6--Strike 7--Drug-alcohol problem 8--Did not want to work 9--Other	
124	V0561	2	Why did you leave that job?  1--Quit, found other job 2--Quit, because of employment conditions 3--Quit, wages too low 4--Quit, problem with boss, co-workers 5--Quit, illness/disability 6--Quit, interfered with school 7--Quit, to enter military 8--Quit, family reasons 9--Quit, moved 10--Arrested 11--Lay-off 12--Temporary job 13--Discharged or fired 14--Other	
125	V0563	2	Did you leave voluntarily?  1--Yes 2--No	

<u>ITEM #</u>	<u>NAME</u>	<u>WIDTH</u>	<u>DESCRIPTION</u>	<u>COMMENTS</u>
126	V0564	6	Other1 job, start date (YYMMDD)	
127	V0568	6	Other1 job, end date (YYMMDD)	
128	V0572	6	Other2 job, start date (YYMMDD)	
129	V0576	6	Other2 job, end date (YYMMDD)	
130	V0353	6	Other3 job, start date (YYMMDD)	Variable name derives from placement in card image data set.
131	V0357	6	Other3 job, end date (YYMMDD)	Variable name derives from placement in card image data set.
132	V0607	2	[Ask only if not currently working:] Have you looked for work in the last 4 weeks?  1--Yes 2--No	
			What specifically have you done to find work in the last 4 weeks? (Check all)	Items 133 to 164 asked of currently unemployed only.
133	V0608	2	Friends  1--Yes 2--No	
134	V0609	2	Friends (at job)  1--Yes 2--No	
135	V0610	2	Relatives  1--Yes 2--No	

<u>ITEM #</u>	<u>NAME</u>	<u>WIDTH</u>	<u>DESCRIPTION</u>	<u>COMMENTS</u>
136	V0611	2	Relatives (at job)	
			1--Yes	
			2--No	
137	V0612	2	Private Agency	
			1--Yes	
			2--No	
138	V0613	2	NYSESES	
			1--Yes	
			2--No	
139	V0614	2	Ads	
			1--Yes	
			2--No	
140	V0615	2	Employers directly	
			1--Yes	
			2--No	
141	V0616	2	Neighborhood/community office	
			1--Yes	
			2--No	
142	V0617	2	Rehabilitation program	
			1--Yes	
			2--No	
143	V0618	2	Probation/parole	
			1--Yes	
			2--No	

<u>ITEM #</u>	<u>NAME</u>	<u>WIDTH</u>	<u>DESCRIPTION</u>	<u>COMMENTS</u>
144	V0619	2	Former employer  1--Yes 2--No	
145	V0620	2	Other  1--Yes 2--No	
146	V0621	3	What kind of work are you looking for?  3-digit 1970 Census Occupation Codes	
147	V0624	2	What kind of work are you looking for?  1--Any job (go to 149) 2--A specific job given	
148	V0625	2	Do you have any experience with that kind of work?  1--Yes 2--No	
149	V0626	2	How many hours would you want to work?  Number of Hours/Week Range: 8 to 80	
150	V0628	3	What is the lowest wage you would accept for that kind of job?  Dollars per week Range: 30 to 402	

<u>ITEM #</u>	<u>NAME</u>	<u>WIDTH</u>	<u>DESCRIPTION</u>	<u>COMMENTS</u>
151	V0631	2	Is that 1--Before taxes 2--After taxes?	
152	V0632	2	What would you say has been your biggest problem finding work? 1--Lack of jobs 2--No skills 3--No education 4--No experience 5--Criminal record 6--Drug/alcohol problem 7--Age 8--Other	
153	V0634	2	What is the main reason that you are not looking at this time? 1--School 2--Health-ill/disabled, alcohol, drug problem 3--Personal/family reasons 4--Lacks skill/education/experience 5--Employers think too old/young 6--Criminal record 7--Believes no work available 8--Incarcerated 9--Waiting for good job 10--Had job lined up 11--Military 12--Vacation/not interested/lazy, hustling, odd jobs, doesn't want to work 13--Lacks funds/clothes/tools for job search 14--Other (e.g., lack working papers)	



<u>ITEM #</u>	<u>NAME</u>	<u>WIDTH</u>	<u>DESCRIPTION</u>	<u>COMMENTS</u>
			How have you supported yourself in the last 4 weeks?	Question wording is the same for items 154-164.
154	V0636	2	Unemployment insurance 1--Yes 2--No	
155	V0637	2	Family 1--Yes 2--No	
156	V0638	2	Welfare 1--Yes 2--No	
157	V0639	2	Odd jobs 1--Yes 2--No	
158	V0640	2	Friends 1--Yes 2--No	
159	V0641	2	Savings 1--Yes 2--No	
160	V0642	2	Spouse 1--Yes 2--No	

<u>ITEM #</u>	<u>NAME</u>	<u>WIDTH</u>	<u>DESCRIPTION</u>	<u>COMMENTS</u>
161	V0643	2	Institution  1--Yes 2--No	
162	V0644	2	Other transfer  1--Yes 2--No	
163	V0645	2	Other (e.g., pension, school, stipend)  1--Yes 2--No	
164	V0646	2	Hustling  1--Yes 2--No	
165	V0648	3	Number of weeks not working before current job. Range: 1 to 96	Items that follow asked of either current or prior period of not working.
166	V0649	3	Number of weeks not working since recent job. Range: 1 to 220	
167	V0651	2	During the time that you were not working, did you look for work at all?  1--Yes 2--No	
			When you looked for work, what did you usually do? (Check all)	Question wording is the same for items 168-180.
168	V0652	2	Friends  1--Yes 2--No	

<u>ITEM #</u>	<u>NAME</u>	<u>WIDTH</u>	<u>DESCRIPTION</u>	<u>COMMENTS</u>
169	V0653	2	Friends (at job) 1--Yes 2--No	
170	V0654	2	Relatives 1--Yes 2--No	
171	V0655	2	Relatives (at job) 1--Yes 2--No	
172	V0656	2	Private agency 1--Yes 2--No	
173	V0657	2	NYSEs 1--Yes 2--No	
174	V0658	2	Ads 1--Yes 2--No	
175	V0659	2	Employers directly 1--Yes 2--No	
176	V0660	2	Neighborhood/community office 1--Yes 2--No	

<u>ITEM #</u>	<u>NAME</u>	<u>WIDTH</u>	<u>DESCRIPTION</u>	<u>COMMENTS</u>
177	V0661	2	Rehabilitation program 1--Yes 2--No	
178	V0662	2	Probation/parole 1--Yes 2--No	
179	V0663	2	Former employer 1--Yes 2--No	
180	V0664	2	Other 1--Yes 2--No	
			When you looked for work during that period did you ever use any of these other methods? Did you check with:	Question wording is the same for items 181-190.
181	V0665	2	Friends 1--Yes 2--No	
182	V0666	2	Relatives 1--Yes 2--No	
183	V0667	2	Private agency 1--Yes 2--No	

<u>ITEM #</u>	<u>NAME</u>	<u>WIDTH</u>	<u>DESCRIPTION</u>	<u>COMMENTS</u>
184	V0668	2	NYSES 1--Yes 2--No	
185	V0669	2	Ads 1--Yes 2--No	
186	V0670	2	Employers directly 1--Yes 2--No	
187	V0671	2	Neighborhood/community office 1--Yes 2--No	
188	V0672	2	Rehabilitation program 1--Yes 2--No	
189	V0673	2	Probation/parole 1--Yes 2--No	
190	V0674	2	Former employers 1--Yes 2--No	

<u>ITEM #</u>	<u>NAME</u>	<u>WIDTH</u>	<u>DESCRIPTION</u>	<u>COMMENTS</u>
191	V0675	3	<p>During this (that) time (from items 165 or 166) about how many weeks have (did) you look for work? (Excludes weeks incarcerated, ill, with family responsibilities, or times not interested in work because of school or some other reason).</p> <p>Range: 1 to 96</p>	
192	V0707	3	<p>If you looked for work for ___ weeks, that leaves ___ weeks that you did not look.</p> <p>Range: 1 to 96</p>	
193	V0710	2	<p>What is the main reason that you are not looking at this time?</p> <p>1--School  2--Health-ill/disabled, alcohol, drug problem  3--Personal/family reasons  4--Lacks skill/education/experience  5--Employers think too old/young  6--Criminal record  7--Believes no work available  8--Incarcerated  9--Waiting for good job  10--Had job lined up  11--Military  12--Vacation/not interested/lazy, hustling, odd jobs, doesn't want to work  13--Lacks funds/clothes/tools for job search  14--Other (e.g., lack working papers)</p>	
			<p>During the time that you were not working how did you support yourself?</p>	<p>Question wording is the same for items 194-204.</p>
194	V0712	2	<p>Unemployment insurance</p> <p>1--Yes  2--No</p>	

<u>ITEM #</u>	<u>NAME</u>	<u>WIDTH</u>	<u>DESCRIPTION</u>	<u>COMMENTS</u>
195	V0713	2	Family 1--Yes 2--No	
196	V0714	2	Welfare 1--Yes 2--No	
197	V0715	2	Odd jobs 1--Yes 2--No	
198	V0716	2	Friends 1--Yes 2--No	
199	V0717	2	Savings 1--Yes 2--No	
200	V0718	2	Spouse 1--Yes 2--No	
201	V0719	2	Institution 1--Yes 2--No	
202	V0720	2	Other transfer 1--Yes 2--No	

<u>ITEM #</u>	<u>NAME</u>	<u>WIDTH</u>	<u>DESCRIPTION</u>	<u>COMMENTS</u>
203	V0721	2	Other (pension, school stipend)	
			1--Yes 2--No	
204	V0722	2	Hustling	
			1--Yes 2--No	
205	V0724	3	Between the time you started your prior job and left the other job you had before that, you did not work for ___ weeks in the last 2 years.	
			Length of time not working before prior job. Range: 2 to 78	
206	V0725	3	Between the time you started your most recent job, and left the prior job, you did not work for ___ weeks.	
			Length of time not working before recent job. Range: 2 to 96	
207	V0726	2	During that time, did you look for work at all?	
			1--Yes 2--No	
208	V0727	2	During this time about how many weeks did you look for work? (Excluding weeks incarcerated, ill, with family responsibilities or times not interested in work because of school or some other reason).	
			Number of weeks Range: 1 to 84	



<u>ITEM #</u>	<u>NAME</u>	<u>WIDTH</u>	<u>DESCRIPTION</u>	<u>COMMENTS</u>
209	V0729	2	If you looked for work for ___ (weeks in item 208), that leaves ___ weeks that you did not look. Range: 1 to 84	
210	V0731	2	What was the main reason for not looking during that time?  1--School 2--Health-ill/disabled, alcohol, drug problem 3--Personal/family reasons 4--Lacks skill/education/experience 5--Employers think too old/young 6--Criminal record 7--Believes no work available 8--Incarcerated 9--Waiting for good job 10--Had job lined up 11--Military 12--Vacation/not interested/lazy, hustling, odd jobs, doesn't want to work 13--Lacks funds/clothes/tools for job search 14--Other (e.g., lack working papers)	
211	SUPPT	2	Status for supplements:  1--Job mobility (Supp A & B) 2--Expectations, attitudes, barriers (Supp C & D)	Supplement No. 1 consists of variables V0743 through 780 and V0843 through V0880. Supplement No. 2 consists of variables V0807 through V0827
			Supplement No. 1: First and longest-held jobs  Now I'd like to ask you about your first job after you left school. When did it start and end?	Job mobility supplement for odd ID numbers (if R never worked, supplement No. 2 was assigned).
212	V0743	6	Start date of first job (YYMMDD) Range:	

<u>ITEM #</u>	<u>NAME</u>	<u>WIDTH</u>	<u>DESCRIPTION</u>	<u>COMMENTS</u>
213	V0747	6	End date of first job (YYMMDD) Range:	
214	V0751	2	Is this the same job (reported in sections 6 or 8 of the interview)?  1--Yes, same as 6 2--Yes, same as 8 3--Different job	If R never worked, then he was asked questions in the other supplement on expectations, attitudes and barriers (see items 232 - 248).
215	V0752	3	What kind of business was that -- what did they make or do?  3-digit 1970 Census Industry Codes	
216	V0755	3	What were your most important activities at that job?  3-digit 1970 Census Occupation Codes	
217	V0758	2	Was that a:  1--Privately owned company, 2--Private agency (like day labor) 3--Government job, or a 4--Government program; or were you 5--Self-employed 6--Working without pay 7--Other	Class of employment slightly modified from Census format.
218	V0775	2	Were taxes deducted from your pay?  1--Yes 2--No	

<u>ITEM #</u>	<u>NAME</u>	<u>WIDTH</u>	<u>DESCRIPTION</u>	<u>COMMENTS</u>
219	V0776	2	How did you find out about this job?	
			1--Friends (not at job)	
			2--Friends (at job)	
			3--Relatives (not at job)	
			4--Relatives (at job)	
			5--Private agency	
			6--NYSES	
			7--Ads	
			8--Direct application	
			9--Neighborhood/community office	
			10--Rehabilitation program	
			11--Probation/parole	
			12--Former employer	
			13--Union	
			14--School	
			15--Other	
<hr/>				
220	V0778	2	Why did you leave that job?	
			1--Quit, found other job	
			2--Quit, because of employment conditions	
			3--Quit, wages too low	
			4--Quit, problem with boss, co-workers	
			5--Quit, illness/disability	
			6--Quit, interfered with school	
			7--Quit, to enter military	
			8--Quit, family problems	
			9--Quit, moved	
			10--Arrested	
			11--Lay-off	
			12--Temporary job	
			13--Discharged or fired	
			14--Other	
<hr/>				
221	V0780	2	Did you leave voluntarily?	
			1--Yes	
			2--No	
<hr/>				

<u>ITEM #</u>	<u>NAME</u>	<u>WIDTH</u>	<u>DESCRIPTION</u>	<u>COMMENTS</u>
			Now I'd like to ask you about the job you've held longest after you left school. When did it start and end?	
222	V0843	6	Start date of longest held job (YYMMDD)	
223	V0847	6	End date of longest held job (YYMMDD)	
224	V0851	2	Is this the same job reported in sections 6 or 8 or A of the interview?  1--Yes, same as 6 2--Yes, same as 8 3--Yes, same as A (first job) 4--No, different job	
225	V0852	3	What kind of business was that -- what did they make or do?  3-digit 1970 Census Industry Code	
226	V0855	3	What were your most important activities at that job?  3-digit 1970 Census Occupation Code	
227	V0858	2	Was that a:  1--Privately owned company, 2--Private agency (like day labor) 3--Government job, or a 4--Government program; or were you 5--Self-employed 6--Working without pay 7--Other	Class of employment slightly modified from Census format.

<u>ITEM #</u>	<u>NAME</u>	<u>WIDTH</u>	<u>DESCRIPTION</u>	<u>COMMENTS</u>
228	V0875	2	Were taxes deducted from your pay?  1--Yes 2--No	
229	V0876	2	How did you find out about this job?  1--Friends (not at job) 2--Friends (at job) 3--Relatives (not at job) 4--Relatives (at job) 5--Private agency 6--NYSES 7--Ads 8--Direct application 9--Neighborhood/community office 10--Rehabilitation program 11--Probation/parole 12--Former employer 13--Union 14--School 15--Other	
230	V0878	2	Why did you leave that job?  1--Quit, found other job 2--Quit, because of employment conditions 3--Quit, wages too low 4--Quit, problem with boss, co-workers 5--Quit, illness/disability 6--Quit, interfered with school 7--Quit, to enter military 8--Quit, family reasons 9--Quit, I moved 10--Arrested 11--Lay-off/company closed/moved 12--Temporary job 13--Discharged or fired 14--Other	

<u>ITEM #</u>	<u>NAME</u>	<u>WIDTH</u>	<u>DESCRIPTION</u>	<u>COMMENTS</u>
231	V0880	2	Did you leave voluntarily?  1--Yes 2--No	
<hr/>				
			Supplement No. 2: Expectations and job barriers	
232	V0807	2	Have you ever been turned down for a job for which you had applied?  1--Yes 2--No	
<hr/>				
233	V0808	2	What do you think was most often the reason for being turned down?  1--Physical appearance 2--Health/disabilities 3--Lacked skills 4--Lacked education 5--Lacked experience 6--Employers thought too young/old 7--Criminal record 8--Incarceration history 9--Racial discrimination 10--No jobs available 11--Drug/alcohol history 12--Other	
<hr/>				

<u>ITEM #</u>	<u>NAME</u>	<u>WIDTH</u>	<u>DESCRIPTION</u>	<u>COMMENTS</u>
234	V0810	2	<p>Can you think of anything about yourself that would make an employer not want to hire you?</p> <p>1--Physical appearance  2--Health/disabilities  3--Lacked skills  4--Lacked education  5--Lacked experience  6--Employers thought too young/old  7--Criminal record  8--Incarceration history  9--Racial discrimination  10--Drug/alcohol history  11--Other</p>	
<hr/>				
			<p>Which of the following things do you think have helped you, harmed you, or made no difference in terms of your ability to find a job.</p>	<p>In the interview the order of the categories was "helped," "harmed," and "made no difference." Question wording is the same for items 235-243.</p>
235	V0812	2	<p>Your age</p> <p>1--Harmed you  2--Made no difference  3--Helped you</p>	
<hr/>				
236	V0813	2	<p>Your skills</p> <p>1--Harmed you  2--Made no difference  3--Helped you</p>	
<hr/>				
237	V0814	2	<p>Your ability to speak English</p> <p>1--Harmed you  2--Made no difference  3--Helped you</p>	
<hr/>				

<u>ITEM #</u>	<u>NAME</u>	<u>WIDTH</u>	<u>DESCRIPTION</u>	<u>COMMENTS</u>
238	V0815	2	Your ability to read English 1--Harmed you 2--Made no difference 3--Helped you	
239	V0816	2	Your health 1--Harmed you 2--Made no difference 3--Helped you	
240	V0817	2	Your sex 1--Harmed you 2--Made no difference 3--Helped you	
241	V0818	2	Your level of education 1--Harmed you 2--Made no difference 3--Helped you	
242	V0819	2	Your race 1--Harmed you 2--Made no difference 3--Helped you	
243	V0820	2	Your employment history 1--Harmed you 2--Made no difference 3--Helped you	
244	V0821	3	If you had your choice, what type of job would you most like to have?  3-digit 1970 Census Occupation Codes	



<u>ITEM #</u>	<u>NAME</u>	<u>WIDTH</u>	<u>DESCRIPTION</u>	<u>COMMENTS</u>
245	V0824	2	Have you done that type of work before?  1--Yes 2--No	
246	V0825	2	Do you know people who do that kind of work?  1--Yes 2--No	
247	V0826	2	Do you think you have a chance of getting that job?  1--Excellent 2--Good 3--Fair 4--Poor	
248	V0827	2	How did you feel about your last (current) job? Did you  1--Like it very much 2--Like it fairly well 3--Dislike it somewhat 4--Dislike it very much	
249	CDISTRIC	3	Community Planning District Range: 201 to 255	
250	HAREA	4	New York City Health Area Range: 200 to 9120	

PART TWO: Official Arrest Histories - items 251-380

Note: "-9" used for all missing values (including missing rap sheets and inapplicable values)

See following page for overview.

	GS1	GS2	GS3	GS4	GS5	SUB1	SUB2
Arrest date	V1322	1351	1407	1435	1507	1607	1635
Highest income charge	1328	1357	1413	1441	1513	1613	1641
Weight of highest income charge	1330	1359	1415	1443	1515	1615	1643
Highest person charge	1332	1361	1417	1445	1517	1617	1645
Weight of highest person charge	1334	1363	1419	1447	1519	1619	1647
Disposition	1342	1371	1427	1455	1527	1627	1655
Disposition date	1336	1365	1421	1449	1521	1621	1649
Number of jail days	1344	1373	1429	1457	1529	1629	1657
Number of prison months	1347	1376	1432	1460	1532	1632	1660

OTHER VARIABLES

Date of arrest leading to sampling	V1322	<u>Entire RAP Sheet</u>	
Source of arrest data	Source	#arrests-IP felony charge	V1307
<u>GS period</u>		#arrests-IP misd, no IP felony	V1309
#arrests occurring in GS period	V1535	#arrests-CAP felony, no IP charge	V1311
#dispositions from GS arrests	V1537	#arrests-CAP misd, no CAP felony	V1313
#convictions from GS dispositions	V1539	#arrests-felony not IP, not CAP	V1315
#days sentenced to jail in GS period	V1541	#arrests-misd not IP, not CAP	V1317
#months sentenced to prison in GS	V1545	#arrests-violation most serious chrg	V1319
#arrests >2 yrs before GS1	V1548	#arrests-chrgs couldn't be determined	V1321
<u>SUB Period</u>		<u>Miscellaneous</u>	
#dispositions from arrsts in SUB	V1665	#jail sentences on calendar	V1746
#convictions from disps in SUB	V1667	#jail sentences/lengths estimated	V1747
#days sentenced to jail in SUB period	V1669	#prison sentences on calendar	V1748
#months sentenced to prison in SUB	V1673	#prison sentences/lengths estimated	V1749
<u>Prior Period</u>		Date of earliest arrest recorded	V1762
#dispositions from prior arrests	V1550	Incarceration 7/77 - 8/80	V1707
#convictions from prior arrests	V1552		
#days sentenced to jail in pp	V1554		
#months sentenced to prison in pp	V1558		

<u>ITEM #</u>	<u>NAME</u>	<u>WIDTH</u>	<u>DESCRIPTION</u>	<u>COMMENTS</u>
<u>SUMMARY VARIABLES: ENTIRE RAP SHEET</u>				Rap sheets only include New York State arrests which occurred when the subject was age 16 or older. Information for some arrests is "sealed" and does not appear on the Rap sheet.
251	V1307	2	Number of arrests containing an income-producing (IP) felony charge on entire Rap sheet Range: 0 to 37	
252	V1309	2	Number of arrests containing an IP misdemeanor charge, and no IP felony charge on entire Rap sheet Range: 0 to 30	
253	V1311	2	Number of arrests containing a crime against a person (CAP) felony charge, and no IP charges on entire Rap sheet Range: 0 to 9	
254	V1313	2	Number of arrests containing a CAP misdemeanor charge, and no CAP felony charges on entire Rap sheet Range: 0 to 5	
255	V1315	2	Number of arrests containing a felony that is not IP and is not CAP on entire Rap sheet Range: 0 to 8	
256	V1317	2	Number of arrests containing a misdemeanor charge that is not IP, and is not CAP on entire Rap sheet Range: 0 to 11	
257	V1319	2	Number of arrests in which a violation was the most serious charge (i.e., the arrest contained no misdemeanor or felony charges) on entire Rap sheet Range: 0 to 4	

<u>ITEM #</u>	<u>NAME</u>	<u>WIDTH</u>	<u>DESCRIPTION</u>	<u>COMMENTS</u>
258	V1321	2	Number of arrests containing charges that could not be determined; e.g., out-of state arrests and arrests inferred from disposition data on entire Rap sheet Range: 0 to 3	
259	V1322	6	Date of the arrest leading to sampling and the Gold Street interview (GS1) (YYMMDD) Range: 07/06/79 to 08/30/79	
260	V1328	2	IP (income producing) charge with the highest felony or misdemeanor weight (GS1/IP)  1--Robbery 2--Arson 3--Grand larceny 4--Burglary 5--Fortune telling; criminal impersonation; all fraud, except slugs 6--Gambling records 7--Promoting prostitution 8--Drug sale, except marijuana 9--Marijuana sale 10--Petit larceny, CPSP, slugs, jostling 11--Prostitution 12--Other	
261	V1330	2	Weight of GS1/IP:  1--Violation 2--B misd 3--A misd 4--E felony 5--D felony 6--C felony 7--B felony 8--A felony 9--Other	

<u>ITEM #</u>	<u>NAME</u>	<u>WIDTH</u>	<u>DESCRIPTION</u>	<u>COMMENTS</u>
262	V1332	2	Non-IP charge with the highest felony/ misdemeanor weight (GS1/NIP)	
			1--Murder and manslaughter	
			2--Assault, menacing	
			3--Kidnapping	
			4--Rape, sexual misconduct	
			5--Weapons	
			6--Morals	
			7--Drug possession	
			8--Conduct, except usury; criminal mischief & trespass w/o accompanying income producing charge	
			9--Unauthorized use	
			10--Obstructing justice, resisting arrest	
			11--Other NIP	
263	V1334	2	Weight of GS1/NIP	
			1--Violation	
			2--B misd	
			3--A misd	
			4--E felony	
			5--D felony	
			6--C felony	
			7--B felony	
			8--A felony	
			9--Other	
264	V1336	6	GS1 disposition date (YYMMDD) Range: 07/06/79 to 09/24/80	

<u>ITEM #</u>	<u>NAME</u>	<u>WIDTH</u>	<u>DESCRIPTION</u>	<u>COMMENTS</u>
265	V1342	2	Disposition of GS1  1--ACD/dismissed (Adjourned in Contemplation of Dismissal) 2--Unconditional discharge 3--Conditional discharge 4--Intermittent incarceration 5--Probation 6--Jail/fine 7--Sentenced: time served 8--Sentenced: jail 9--Sentenced: prison 10--Other	
266	V1344	3	Number of days sentenced to jail (excluding time served and sentences issued as alter- natives to fines) Range: 0 to 365	
267	V1347	3	Number of months sentenced to prison (maximum) Range: 0 to 999	999 = Life term
268	V1351	6	Date of the arrest (GS2), if any, immediately preceding GS1 within 2 years of GS1 (GS2) (YYMMDD) Range: 07/31/77 to 08/22/79	

<u>ITEM #</u>	<u>NAME</u>	<u>WIDTH</u>	<u>DESCRIPTION</u>	<u>COMMENTS</u>
---------------	-------------	--------------	--------------------	-----------------

269	V1357	2	IP charge with the highest felony or misdemeanor weight (GS2/IP)  1--Robbery 2--Arson 3--Grand larceny 4--Burglary 5--Fortune telling; criminal impersonation; all fraud, except slugs 6--Gambling records 7--Promoting prostitution 8--Drug sale, except marijuana 9--Marijuana sale 10--Petit larceny, CPSD, slugs, jostling 11--Prostitution 12--Other	
-----	-------	---	---	--

---

270	V1359	2	Weight of GS2/IP  1--Violation 2--B misd 3--A misd 4--E felony 5--D felony 6--C felony 7--B felony 8--A felony	
-----	-------	---	---	--

---



<u>ITEM #</u>	<u>NAME</u>	<u>WIDTH</u>	<u>DESCRIPTION</u>	<u>COMMENTS</u>
271	V1361	2	Non-IP charge with the highest felony or misdemeanor weight (GS2/NIP) <ul style="list-style-type: none"> <li>1--Murder and manslaughter</li> <li>2--Assault, menacing</li> <li>3--Kidnapping</li> <li>4--Rape, sexual misconduct</li> <li>5--Weapons</li> <li>6--Morals</li> <li>7--Drug possession</li> <li>8--Conduct, except usury; criminal mischief                  &amp; trespass w/o accompanying income                  producing charge</li> <li>9--Unauthorized use</li> <li>10--Obstructing justice, resisting arrest</li> <li>11--Other NIP</li> </ul>	
272	V1363	2	Weight of GS2/NIP <ul style="list-style-type: none"> <li>1--Violation</li> <li>2--B misd</li> <li>3--A misd</li> <li>4--E felony</li> <li>5--D felony</li> <li>6--C felony</li> <li>7--B felony</li> <li>8--A felony</li> <li>9--Other</li> </ul>	
273	V1365	6	GS2 disposition date (YYMMDD) Range: 08/25/77 to 07/18/80	

<u>ITEM #</u>	<u>NAME</u>	<u>WIDTH</u>	<u>DESCRIPTION</u>	<u>COMMENTS</u>
274	V1371	2	Disposition of GS2 1--ACD/dismissed 2--Unconditional discharge 3--Conditional discharge 4--Intermittent incarceration 5--Probation 6--Jail/fine 7--Sentenced: time served 8--Sentenced: jail 9--Sentenced: prison 10--Other	
275	V1373	3	Number of days sentenced to jail (excluding time served and sentences issued as alternatives to fines) Range: 0 to 365	
276	V1376	3	Number of months sentenced to prison (maximum) Range: 0 to 108	999 = life term
277	V1407	6	Date of the arrest (GS3), if any, immediately preceding GS2 within 2 years of GS1 (YYMMDD) Range: 07/18/77 to 08/02/79	

<u>ITEM #</u>	<u>NAME</u>	<u>WIDTH</u>	<u>DESCRIPTION</u>	<u>COMMENTS</u>
278	V1413	2	IP charge with the highest felony or misdemeanor weight	
			1--Robbery	
			2--Arson	
			3--Grand larceny	
			4--Burglary	
			5--Fortune telling; criminal impersonation; all fraud, except slugs	
			6--Gambling records	
			7--Promoting prostitution	
			8--Drug sale, except marijuana	
			9--Marijuana sale	
			10--Petit larceny, CPSP, slugs, jostling	
			11--Prostitution	
			12--Other	
<hr/>				
279	V1415	2	Weight of GS3/IP	
			1--Violation	
			2--B misd	
			3--A misd	
			4--E felony	
			5--D felony	
			6--C felony	
			7--B felony	
			8--A felony	
			9--Other	
<hr/>				

<u>ITEM #</u>	<u>NAME</u>	<u>WIDTH</u>	<u>DESCRIPTION</u>	<u>COMMENTS</u>
280	V1417	2	Non-IP charge with the highest felony or misdemeanor weight (GS3/NIP)	
			1--Murder and manslaughter	
			2--Assault, menacing	
			3--Kidnapping	
			4--Rape, sexual misconduct	
			5--Weapons	
			6--Morals	
			7--Drug possession	
			8--Conduct, except usury; criminal mischief & trespass w/o accompanying income producing charge	
			9--Unauthorized use	
			10--Obstructing justice, resisting arrest	
			11--Other NIP	
<hr/>				
281	V1419	2	Weight of GS3/NIP	
			1--Violation	
			2--B misd	
			3--A misd	
			4--E felony	
			5--D felony	
			6--C felony	
			7--B felony	
			8--A felony	
			9--Other	
<hr/>				
282	V1421	6	GS3 disposition date (YYMMDD) Range: 07/09/77 to 05/22/80	
<hr/>				

<u>ITEM #</u>	<u>NAME</u>	<u>WIDTH</u>	<u>DESCRIPTION</u>	<u>COMMENTS</u>
283	V1427	2	Disposition of GS3  1--ACD/dismissed 2--Unconditional discharge 3--Conditional discharge 4--Intermittent incarceration 5--Probation 6--Jail/fine 7--Sentenced: time served 8--Sentenced: jail 9--Sentenced: prison 10--Other	
284	V1429	3	The number of days sentenced to jail (excluding time served and sentences issued as alternatives to fines) Range: 0 to 365	
285	V1432	2	Number of months sentenced to prison (maximum) Range: 0 to 54	
286	V1435	6	Date of the arrest (GS4), if any, immediately preceding GS3 within 2 years of GS1 (YYMMDD) Range: 07/28/77 to 07/26/79	

ITEM #      NAME      WIDTH      DESCRIPTION      COMMENTS

287      V1441      2      IP charge with the highest felony or  
misdemeanor weight

- 1--Robbery
- 2--Arson
- 3--Grand larceny
- 4--Burglary
- 5--Fortune telling; criminal impersonation;  
all fraud, except slugs
- 6--Gambling records
- 7--Promoting prostitution
- 8--Drug sale, except marijuana
- 9--Marijuana sale
- 10--Petit larceny, CPSP, slugs, jostling
- 11--Prostitution
- 12--Other

---

288      V1443      2      Weight of GS4/IP

- 1--Violation
- 2--B misd
- 3--A misd
- 4--E felony
- 5--D felony
- 6--C felony
- 7--B felony
- 8--A felony
- 9--Other

---

<u>ITEM #</u>	<u>NAME</u>	<u>WIDTH</u>	<u>DESCRIPTION</u>	<u>COMMENTS</u>
289	V1445	2	Non-IP charge with the highest felony or misdemeanor weight (GS4/NIP) <ul style="list-style-type: none"> <li>1--Murder and manslaughter</li> <li>2--Assault, menacing</li> <li>3--Kidnapping</li> <li>4--Rape, sexual misconduct</li> <li>5--Weapons</li> <li>6--Morals</li> <li>7--Drug possession</li> <li>8--Conduct, except usury; criminal mischief &amp; trespass w/o accompanying income producing charge</li> <li>9--Unauthorized use</li> <li>10--Obstructing justice, resisting arrest</li> <li>11--Other NIP</li> </ul>	
290	V1447	2	Weight of GS4/NIP <ul style="list-style-type: none"> <li>1--Violation</li> <li>2--B misd</li> <li>3--A misd</li> <li>4--E felony</li> <li>5--D felony</li> <li>6--C felony</li> <li>7--B felony</li> <li>8--A felony</li> <li>9--Other</li> </ul>	
291	V1449	6	GS4 disposition date (YYMMDD) Range: 09/08/77 to 03/09/80	

<u>ITEM #</u>	<u>NAME</u>	<u>WIDTH</u>	<u>DESCRIPTION</u>	<u>COMMENTS</u>
292	V1455	2	Disposition of GS4  1--ACD/dismissed 2--Unconditional discharge 3--Conditional discharge 4--Intermittent incarceration 5--Probation 6--Jail/fine 7--Sentenced: time served 8--Sentenced: jail 9--Sentenced: prison 10--Other	
293	V1457	3	Number of days sentenced to jail (excluding) time served and sentences issued as alternatives to fines) Range: 0 to 365	
294	V1460	3	The number of months sentenced to prison (maximum) Range: 0 to 48	
295	V1507	6	Date of the arrest (GS5), if any, immediately preceding GS4 within 2 years of GS1 (YYMMDD) Range: 07/22/77 to 06/29/79	



<u>ITEM #</u>	<u>NAME</u>	<u>WIDTH</u>	<u>DESCRIPTION</u>	<u>COMMENTS</u>
---------------	-------------	--------------	--------------------	-----------------

296	V1513	2	IP charge with the highest felony or misdemeanor weight  1--Robbery 2--Arson 3--Grand larceny 4--Burglary 5--Fortune telling; criminal impersonation; all fraud, except siugs 6--Gambling records 7--Promoting prostitution 8--Drug sale, except marijuana 9--Marijuana sale 10--Petit larceny, CPSP, slugs, jostling 11--Prostitution 12--Other	
-----	-------	---	--	--

---

297	V1515	2	Weight of GS5/IP  1--Violation 2--B misd 3--A misd 4--E felony 5--D felony 6--C felony 7--B felony 8--A felony 9--Other	
-----	-------	---	---	--

---

<u>ITEM #</u>	<u>NAME</u>	<u>WIDTH</u>	<u>DESCRIPTION</u>	<u>COMMENTS</u>
298	V1517	2	Non-IP charge with the highest felony or misdemeanor weight (GS5/NIP)	
			1--Murder and manslaughter	
			2--Assault, menacing	
			3--Kidnapping	
			4--Rape, sexual misconduct	
			5--Weapons	
			6--Morals	
			7--Drug possession	
			8--Conduct, except usury; criminal mischief & trespass w/o accompanying income producing charge	
			9--Unauthorized use	
			10--Obstructing justice, resisting arrest	
			11--Other NIP	
299	V1519	2	Weight of GS5/NIP	
			1--Violation	
			2--B misd	
			3--A misd	
			4--E felony	
			5--D felony	
			6--C felony	
			7--B felony	
			8--A felony	
			9--Other	
300	V1521	6	GS5 disposition date (YYMMDD) Range: 08/04/77 to 06/12/80	

<u>ITEM #</u>	<u>NAME</u>	<u>WIDTH</u>	<u>DESCRIPTION</u>	<u>COMMENTS</u>
301	V1527	2	Disposition of GS5 1--ACD/dismissed 2--Unconditional discharge 3--Conditional discharge 4--Intermittent incarceration 5--Probation 6--Jail/fine 7--Sentenced: time served 8--Sentenced: jail 9--Sentenced: prison 10--Other	
302	V1529	3	Number of days sentenced to jail (excluding time served and sentences issued as alternatives to fines) Range: 0 to 365	
303	V1532	3	Number of months sentenced to prison (maximum) Range: 0 to 72	
<u>SUMMARY VARIABLES: GS PERIOD (period beginning 2 years prior to GS1 through GS1)</u>				
304	V1535	2	Total number of arrests occurring in the GS period Range: 1 to 17	This variable includes the interview arrest.
305	V1537	2	Number of dispositions resulting from GS arrests Range: 0 to 16	
306	V1539	2	Number of convictions resulting from GS dispositions Range: 0 to 15	
307	V1541	5	Number of days sentenced to jail during the GS period Range: 0 to 730	

<u>ITEM #</u>	<u>NAME</u>	<u>WIDTH</u>	<u>DESCRIPTION</u>	<u>COMMENTS</u>
308	V1545	3	Number of (maximum) months sentenced to prison during the GS period Range: 0 to 999	999 = life term
<hr/>				
<u>SUMMARY VARIABLES: PRIOR PERIOD (Period ending 2 years prior to GS1)</u>				
309	V1548	2	Number of arrests occurring during prior period Range: 0 to 31	
<hr/>				
310	V1550	2	Number of dispositions resulting from arrests occurring during prior period Range: 0 to 29	
<hr/>				
311	V1552	2	Number of convictions resulting from these dispositions Range: 0 to 25	
<hr/>				
312	V1554	4	Number of days sentenced to jail in the prior period Range: 0 to 2745	
<hr/>				
313	V1558	3	Number of (maximum) months sentenced to prison during the prior period Range: 0 to 999	999 = life term
<hr/>				
314	V1607	6	Date of the first arrest, if any after GS1 and within 1 year of GS1 (SUB1) (YYMMDD) Range: 07/15/79 to 10/02/80	
<hr/>				

ITEM #      NAME      WIDTH      DESCRIPTION      COMMENTS

315      V1613      2      IP charge with the highest felony or  
misdemeanor weight (SUB1/IP)

- 1--Robbery
- 2--Arson
- 3--Grand larceny
- 4--Burglary
- 5--Fortune telling; criminal impersonation;  
all fraud, except slugs
- 6--Gambling records
- 7--Promoting prostitution
- 8--Drug sale, except marijuana
- 9--Marijuana sale
- 10--Petit larceny, CPSP, slugs, jostling
- 11--Prostitution
- 12--Other

---

316      V1615      2      Weight of SUB1/IP

- 1--Violation
- 2--B misd
- 3--A misd
- 4--E felony
- 5--D felony
- 6--C felony
- 7--B felony
- 8--A felony
- 9--Other

---

<u>ITEM #</u>	<u>NAME</u>	<u>WIDTH</u>	<u>DESCRIPTION</u>	<u>COMMENTS</u>
317	V1617	2	Non-IP charge with the highest felony or misdemeanor weight (SUB1/NIP)	
			1--Murder and manslaughter	
			2--Assault, menacing	
			3--Kidnapping	
			4--Rape, sexual misconduct	
			5--Weapons	
			6--Morals	
			7--Drug possession	
			8--Conduct, except usury; criminal mischief & trespass w/o accompanying income producing charge	
			9--Unauthorized use	
			10--Obstructing justice, resisting arrest	
			11--Other NIP	
<hr/>				
318	V1619	2	Weight of SUB1/NIP	
			1--Violation	
			2--B misd	
			3--A misd	
			4--E felony	
			5--D felony	
			6--C felony	
			7--B felony	
			8--A felony	
			9--Other	
<hr/>				
319	V1621	6	Date of disposition (YYMMDD)	
			Range: 08/01/79 to 10/08/80	
<hr/>				

<u>ITEM#</u>	<u>NAME</u>	<u>WIDTH</u>	<u>DESCRIPTION</u>	<u>COMMENTS</u>
320	V1627	2	Disposition of SUB1 1--ACD/dismissed 2--Unconditional discharge 3--Conditional discharge 4--Intermittent incarceration 5--Probation 6--Jail/fine 7--Sentenced: time served 8--Sentenced: jail 9--Sentenced: prison 10--Other	
321	V1629	3	Number of days sentenced to jail (excluding) time served and sentences issues as alternatives to fines) Range: 0 to 365	
322	V1632	3	Number of months (maximum) sentenced to prison Range: 0 to 180	
323	V1635	6	Date of the arrest, if any, immediately following SUB1 within 1 year of GS1 (YYMMDD) Range: 08/14/78 to 08/12/80	

ITEM#      NAME      WIDTH      DESCRIPTION      COMMENTS

324      V1641      2      IP charge with the highest felony or  
misdemeanor weight

- 1--Robbery
- 2--Arson
- 3--Grand larceny
- 4--Burglary
- 5--Fortune telling; criminal impersonation;  
all fraud, except slugs
- 6--Gambling records
- 7--Promoting prostitution
- 8--Drug sale, except marijuana
- 9--Marijuana sale
- 10--Petit larceny, CPSP, slugs, jostling
- 11--Prostitution
- 12--Other

---

325      V1643      2      Weight of SUB2/IP

- 1--Violation
- 2--B misd
- 3--A misd
- 4--E felony
- 5--D felony
- 6--C felony
- 7--B felony
- 8--A felony
- 9--Other

---



<u>ITEM #</u>	<u>NAME</u>	<u>WIDTH</u>	<u>DESCRIPTION</u>	<u>COMMENTS</u>
326	V1645	2	Non-IP charge with the highest felony or misdemeanor weight (SUB2/NIP)	
			1--Murder and manslaughter	
			2--Assault, menacing	
			3--Kidnapping	
			4--Rape, sexual misconduct	
			5--Weapons	
			6--Morals	
			7--Drug possession	
			8--Conduct, except usury; criminal mischief & trespass w/o accompanying income producing charge	
			9--Unauthorized use	
			10--Obstructing justice, resisting arrest	
			11--Other NIP	
327	V1647	2	Weight of SUB2/NIP	
			1--Violation	
			2--B misd	
			3--A misd	
			4--E felony	
			5--D felony	
			6--C felony	
			7--B felony	
			8--A felony	
			9--Other	
328	V1649	6	Date of SUB2 disposition (YYMMDD) Range: 08/14/79 to 07/18/80	

<u>ITEM #</u>	<u>NAME</u>	<u>WIDTH</u>	<u>DESCRIPTION</u>	<u>COMMENTS</u>
329	V1655	2	Disposition of SUB2. 1--ACD/dismissed 2--Unconditional discharge 3--Conditional discharge 4--Intermittent incarceration 5--Probation 6--Jail/fine 7--Sentenced: time served 8--Sentenced: jail 9--Sentenced: prison 10--Other	
330	V1657	3	Number of days sentenced to jail (excluding time served and sentences issued as alternatives to fines) Range: 0 to 365	
331	1660	3	Number of months (maximum) sentenced to prison Range: 0 to 36	
<u>SUMMARY VARIABLES: SUB PERIOD (1 year period following GS1 Arrest)</u>				
332	V1663	2	Number of arrests occurring in the SUB period (within 1 year of GS1 arrest) Range: 0 to 9	
333	V1665	2	Number of dispositions resulting from arrests in the SUB period Range: 0 to 9	
334	V1667	2	Number of convictions resulting from dispositions in the SUB period Range: 0 to 9	
335	V1669	3	Number of days sentenced to jail in the SUB period Range: 0 to 545	

<u>ITEM #</u>	<u>NAME</u>	<u>WIDTH</u>	<u>DESCRIPTION</u>	<u>COMMENTS</u>
336	V1673	3	Number of (maximum) months sentenced to prison in the SUB period Range: 0 to 180	
337	V1707	2	Incarceration from July 1977 through August 1980  0--Not incarcerated 1--Incarcerated	
338-375	V1708-V1745	2	Monthly incarceration data codes:  0--Not incarcerated during month 1--Incarcerated first part of month 2--Incarcerated second part of month 3--Incarcerated entire month	See guide on following page.

GUIDE TO INCARCERATION VARIABLES

	<u>1977</u>		<u>1978</u>		<u>1979</u>		<u>1980</u>	
	<u>Item #</u>	<u>Name</u>	<u>Item #</u>	<u>Name</u>	<u>Item #</u>	<u>Name</u>	<u>Item #</u>	<u>Name</u>
January			344	V1714	356	V1726	368	V1738
February			345	V1715	357	V1727	369	V1739
March			346	V1716	358	V1728	370	V1740
April			347	V1717	359	V1729	371	V1741
May			348	V1718	360	V1730	372	V1742
June			349	V1719	361	V1731	373	V1743
July	338	V1708	350	V1720	362	V1732	374	V1744
August	339	V1709	351	V1721	363	V1733	375	V1745
September	340	V1710	352	V1722	364	V1734		
October	341	V1711	353	V1723	365	V1735		
November	342	V1712	354	V1724	366	V1736		
December	343	V1713	355	V1725	367	V1737		

<u>ITEM #</u>	<u>NAME</u>	<u>WIDTH</u>	<u>DESCRIPTION</u>	<u>COMMENTS</u>
<u>SUMMARY VARIABLES: JULY 1977 through AUGUST 1980</u>				
376	V1746	2	Number of jail sentences recorded on the calendar Range: 0 to 9	
377	V1747	2	Number of jail sentences whose lengths were estimated (sentence length reduced by 1/3) Range: 0 to 9	
378	V1748	2	Number of prison sentences recorded on the calendar Range: 0 to 2	
379	V1762	6	Date of the earliest arrest recorded on record (YYMMDD) Range: 05/07/38 to 07/29/80	
380	SOURCE	2	Source of arrest data  1--Rap sheet 2--NYC Criminal Justice Agency (CJA) 3--No arrest data	If source = 2 (CJA) then information for arrests other than GS1 is missing.

PART THREE: 1980 Follow-Up Survey  
Items 381-541

Note: "-9" used for all missing values (including skipped questions, inapplicable questions and missing responses)

<u>ITEM #</u>	<u>NAME</u>	<u>WIDTH</u>	<u>DESCRIPTION</u>	<u>COMMENTS</u>
381	V2107	2	<p>If you were to be arrested again on the same charge, what do you think would happen?</p> <p>1--More severe punishment (time)  2--More severe punishment (no time)  3--Same  4--Less severe  5--Other</p>	Note: Item 381 was preceded by several open-ended questions regarding R's previous court cases.
382	V2108	2	<p>Now I'd like to ask you about your arrest last year. How long after the incident were you arrested?</p> <p>1--Right after  2--Sometime after</p>	
383	V2109	2	<p>Did the incident take place in your neighborhood?</p> <p>1--Yes  2--No</p>	
			<p>Could you tell me about the incident and what happened?</p>	
384	V2110	2	<p>Type of incident:</p> <p>1--Stranger  2--Friend  3--Domestic  4--Other</p>	
385	V2111	2	<p>Participation?</p> <p>1--Admits participation  2--Denies participation</p>	If R denied participation, go to item 393.

<u>ITEM #</u>	<u>NAME</u>	<u>WIDTH</u>	<u>DESCRIPTION</u>	<u>COMMENTS</u>
386	V2112	2	Did you think about it for a while, or was it just a spur of the moment thing?  1--Thought about it 2--Spur of the moment (skip to Item 390)	Items 386 to 393 asked only if R admitted to participation.
-----				
387	V2113	2	Did you do any of the following? Did you  Stake out a location?  1--Yes 2--No	
-----				
388	V2114	2	Plan as escape?  1--Yes 2--No	
-----				
389	V2115	2	Use special tools?  1--Yes 2--No	
-----				
390	V2116	2	Were you with anyone?  1--No (go to item 393) 2--Yes, single family 3--Yes, single friend 4--More than one person	
-----				
391	V2117	2	Had you ever done crime with this person before?  1--Yes 2--No	
-----				
392	V2118	2	Were you in a street gang together?  1--Yes 2--No	
-----				



<u>ITEM #</u>	<u>NAME</u>	<u>WIDTH</u>	<u>DESCRIPTION</u>	<u>COMMENTS</u>
393	V2119	2	Have you spent any (more) time in jail since the last time we interviewed you?  1--Yes 2--No	
394	V2120	2	Since your arrest last summer, have you been in school?  1--Yes 2--No	Asked only if R 20 or younger; else, go to item 399.
395	V2122	2	During the time that you were in school, were you ever left back?  1--Yes 2--No	
396	V2123	2	Were you ever in a special or private high school?  1--Yes 2--No	
397	V2124	2	Have you ever been in a special program or class like College Bound, or Remedial Reading?  1--Yes 2--No	
398	V2125	2	Do you think that your experiences in school helped you to find or hold a better job than you could otherwise have gotten?  1--Yes 2--No	

<u>ITEM #</u>	<u>NAME</u>	<u>WIDTH</u>	<u>DESCRIPTION</u>	<u>COMMENTS</u>
399	V2126	2	During the last 12 months, have you married, divorced, or become widowed?	
			1--Yes	
			2--No	
400	V2127	2	Have you ever been in any government sponsored job program, or job training program (like CETA, Jobs for Youth, or Bed-Stuy Restoration Center)?	
			1--Yes	
			2--No (go to item 402)	
401	V2128	2	Do you think that the program(s) helped you to find or hold a better job than you could otherwise have gotten?	
			1--Yes	
			2--No	
402	V2129	2	Have you ever had a drug or alcohol problem?	
			1--Yes-drugs	
			2--Yes-alcohol	
			3--Yes-both	
			4--No	
403	V2130	2	Have you ever had any serious health problem that prevented you or limited your working?	
			1--Yes	
			2--No	

<u>ITEM #</u>	<u>NAME</u>	<u>WIDTH</u>	<u>DESCRIPTION</u>	<u>COMMENTS</u>
404	V2131	2	Where were you born?  1--New York/Metropolitan area (go to item 407) 2--Southern U.S. (go to item 406) 3--Other U.S. (go to item 406) 4--Puerto Rico 5--Other	
405	V2132	2	When did you come to the mainland of the United States?  Year arrived (YY)	
406	V2134	2	When did you come to New York City?  Year arrived (YY)	
407	V2136	2	When you were 16, who did you live with?  1--Mother/stepmother and father/stepfather 2--Mother/stepmother ONLY 3--Father/stepfather ONLY 4--Other family 5--Alone 6--Other	
408	V2137	2	When you were about 16, did your mother or step/foster mother work?  1--All/most of the time 2--Off and on 3--Rarely/never	Asked only if adult female in household
409	V2146	2	When you were about 16, did your father or step/foster father work?  1--All/most of the time 2--Off and on 3--Rarely/never	Asked only if adult male in household

<u>ITEM #</u>	<u>NAME</u>	<u>WIDTH</u>	<u>DESCRIPTION</u>	<u>COMMENTS</u>
410	V2155	2	Has anyone in your immediate family ever been arrested?	1--Yes 2--No
411	V2156	2	When we interviewed you last year, you were	1--Employed 2--Not working (go to Item 420)
412	V2157	2	Did you return to that job following your release?	1--Yes 2--No (go to Item 420)
413	V2158	2	Do you still have that job?	1--Yes (go to Item 416) 2--No
414	V2165	2	Would you say then that you	1--Quit 2--Were fired 3--Were laid off

<u>ITEM #</u>	<u>NAME</u>	<u>WIDTH</u>	<u>DESCRIPTION</u>	<u>COMMENTS</u>
415	V2166	2	Because	
			11--Found a better job	
			12--Employment conditions	
			13--Wages too low	
			14--Problems with boss	
			15--Illness	
			16--Interfered with school	
			17--Entered military	
			18--Family reasons	
			21--Arrested	
			24--Problems with co-workers	
			32--Temporary job	
			7--Other	
416	V2212	2	Did your employer know about your arrest or court case?	
			1--Yes	
			2--No (go to item 418)	
417	V2213	2	What was his reaction?	
			1--Supportive	
			2--Indifferent	
			3--Not supportive	
			4--Fired from job	
418	V2214	2	Did co-workers know about your arrest?	
			1--Yes	
			2--No	
419	V2215	2	What were their reactions?	
			1--Supportive	
			2--Indifferent	
			3--Not supportive	
			4--Fired from job	

<u>ITEM #</u>	<u>NAME</u>	<u>WIDTH</u>	<u>DESCRIPTION</u>	<u>COMMENTS</u>
420	V2216	2	Employment after arrest in summer 1979  1--Yes 2--No	
421	V2516	2	Job for which supplemental questions asked:  1--Pre 1979 job 4--Same as when arrested 6--Post-arrest (not current) 7--Current	
422	V2517	2	At your current/most recent job, do you have to sign in or punch a time clock?  1--Yes 2--No	
423	V2518	2	How important was/is it to get to work on time at this job?  1--Very important 2--Somewhat important 3--Not very important	
424	V2519	2	In a typical month, about how often were you late?  Number of times late	
425	V2521	2	Do you feel comfortable and relaxed at this job, or do you have to "put up a front?"  1--Relaxed 2--Put up a front	

<u>ITEM #</u>	<u>NAME</u>	<u>WIDTH</u>	<u>DESCRIPTION</u>	<u>COMMENTS</u>
426	V2522	2	Is it considered all right to play a radio at your job?  1--Yes 2--No	
427	V2523	2	Do you play your radio at the job?  1--Yes 2--No	
428	V2524	2	Did you ever see a fight at this job?  1--Yes 2--No	
429	V2525	2	Do you find this job interesting?  1--Very 2--Somewhat 3--Not at all	
430	V2526	2	Tiring?  1--Very 2--Somewhat 3--Not at all	
431	V2527	2	Enjoyable?  1--Very 2--Somewhat 3--Not at all	

<u>ITEM #</u>	<u>NAME</u>	<u>WIDTH</u>	<u>DESCRIPTION</u>	<u>COMMENTS</u>
432	V2528	2	Dirty?  1--Very 2--Somewhat 3--Not at all	
433	V2529	2	Monotonous (hum drum)?  1--Very 2--Somewhat 3--Not at all	
434	V2530	2	At this job, did you have to  1--Keep up with crew 2--Keep up with machine 3--Work at own pace	
435	V2531	2	Does your job give you a chance to use your own "know-how"?  1--Yes 2--No	
436	V2532	2	What are your chances for a promotion to the next highest paying position?  1--Good chance 2--Fair chance 3--Poor chance 4--No chance	
437	V2533	2	Would you say that your job is a dead end job, or is there a chance for you to get ahead there?  1--Dead end 2--Chance to get ahead	



<u>ITEM #</u>	<u>NAME</u>	<u>WIDTH</u>	<u>DESCRIPTION</u>	<u>COMMENTS</u>
438	V2534	2	Have you had a chance to meet people and make friends at this job?	
			1--Yes 2--No	
439	V2535	2	Do you like your friends (not at this job) to know where you work?	
			1--Yes 2--No	
440	V2536	2	How do/did you feel about that job? Did you	
			1--Like very much 2--Like fairly well 3--Dislike somewhat 4--Dislike very much	
441	V2537	2	Now I'd like to talk to you about your boss, or whoever it is that oversees your work, the one that gives you your orders. Is this the person that hired you?	
			1--Yes 2--No	
442	V2538	2	Could you tell me your boss' nationality?	
			1--Black 2--White 3--Hispanic 4--Other 5--More than one	
443	V2539	2	Is boss male or female?	
			1--Male 2--Female	

<u>ITEM #</u>	<u>NAME</u>	<u>WIDTH</u>	<u>DESCRIPTION</u>	<u>COMMENTS</u>
444	V2540	2	I'd like to know if your boss Tells you when you do good work?  1--Always 2--Sometimes 3--Never	
445	V2541	2	Gets on your back?  1--Always 2--Sometimes 3--Never	
446	V2542	2	Let's you kid around, when there's not much work to do?  1--Always 2--Sometimes 3--Never	
447	V2543	2	Insists that you come to work on time?  1--Always 2--Sometimes 3--Never	
448	V2544	2	Is he/she the kind of person you would discuss personal matters with?  1--Yes 2--No (go to Item 452)	
449	V2545	2	Have you ever discussed personal matters with him/her?  1--Yes 2--No	Asked only if yes to item 448.

<u>ITEM #</u>	<u>NAME</u>	<u>WIDTH</u>	<u>DESCRIPTION</u>	<u>COMMENTS</u>
450	V2546	2	Could you go to your boss to borrow money?  1--Yes 2--No	
451	V2547	2	Have you ever had to borrow from him/her?  1--Yes 2--No	Asked only if yes to item 450.
452	V2548	2	Since we last interviewed you, have you done any odd jobs like selling goods on the street, salvaging parts of abandoned buildings or cars, or helping in construction jobs, painting apartments or helping out for a store, etc.?  1--Yes 2--No	
453	V2607	2	Since we last interviewed you, how many weeks were there that you did not work?  Number of weeks Range: 2 to 52	
454	V2609	2	During that time, did you look for work at all?  1--Yes 2--No (go to item 460)	
455	V2612	2	Did you generally look  1--Daily (5 days) 2--Several times a week (2-4 days) 3--About once a week 4--Less than once a week 5--All over	

<u>ITEM #</u>	<u>NAME</u>	<u>WIDTH</u>	<u>DESCRIPTION</u>	<u>COMMENTS</u>
456	V2631	2	In looking for work, where have you done most of your looking?  1--Neighborhood 2--Brooklyn 3--Manhattan 4--Other	
457	V2632	2	Why do you do most of your looking there?  1--Better jobs/more jobs 2--Doesn't like to travel/close to home 3--Knows area 4--Other	
458	V2633	2	When looking for work, how often have you been asked to complete an application form?  1--Always 2--Almost always 3--Sometimes 4--Almost never 5--Never	
459	V2634	2	When looking for work, how often do you look with friends?  1--Always 2--Almost always 3--Sometimes 4--Almost never 5--Never	

<u>ITEM #</u>	<u>NAME</u>	<u>WIDTH</u>	<u>DESCRIPTION</u>	<u>COMMENTS</u>
460	V2643	2	Who are you living with now? 0--Alone 1--Mother 2--Father 3--Older relative 4--Siblings 5--Spouse 6--Children 7--Friends or other	
461	V2648	2	Total number in household	
462	V2652	2	Do any of the people you live with NOW, depend on you for their support? 1--Yes 2--No	
463	V2653	2	Number dependent on R Range: 1 to 5	
464	V2654	2	How much of their support do you contribute? 1--All 2--Most 3--Some of their support	
465	V2655	2	Do you support other people who don't live with you? 1--Yes-regular basis 2--When R has money 3--No	

<u>ITEM #</u>	<u>NAME</u>	<u>WIDTH</u>	<u>DESCRIPTION</u>	<u>COMMENTS</u>
466	V2656	2	Are other household members contributing to your support?	
			1--Yes 2--No	
467	V2657	2	How much of your support would you say they contribute?	
			1--All 2--Most 3--Some of support	
468	V2658	2	Is anyone else in your household working now?	
			1--Yes 2--No	
469	V2659	2	Are you, or anyone else in your household currently on public assistance?	
			1--Yes 2--No	
470	V2660	2	Are you, or anyone else in your household collecting unemployment insurance, pension, disability or social security benefits?	
			1--Yes 2--No	
471	V2661	2	Do you, or anyone else in your household make money from doing odd jobs?	
			1--Yes 2--No	

<u>ITEM #</u>	<u>NAME</u>	<u>WIDTH</u>	<u>DESCRIPTION</u>	<u>COMMENTS</u>
472	V2662	2	Does anyone not living with you contribute to your household on a regular basis?	
			1--Yes 2--No	
473	V2663	4	From all these sources combined, what would you guess is the current monthly income for your household?	
			\$/month Range: 80 to 4,000	
474	V2667	4	How much is the rent on your apartment?	
			\$/month Range: 35 to 600	
475	V2670	2	Who pays the rent?	
			1--Welfare 2--R alone 3--R and HH member 4--Other HH member	
476	V2671	2	Do you save money?	
			1--Yes 2--No	
477	V2672	2	Have you ever had a bank account?	
			1--Yes 2--No	

<u>ITEM #</u>	<u>NAME</u>	<u>WIDTH</u>	<u>DESCRIPTION</u>	<u>COMMENTS</u>
			R, working ask: If you lost your job, could you R, not working ask: Since you last worked, have you	
478	V2674	2	Use(d) your savings?  1--Yes 2--No	
479	V2675	2	Collect(ed) unemployment insurance?  1--Yes 2--No	
480	V2676	2	Borrow(ed) from friends/family?  1--Yes 2--No	
481	V2677	2	Borrow(ed) from banks?  1--Yes 2--No	
482	V2678	2	Rely (relied) on friends/family for support?  1--Yes 2--No	
483	V2679	2	Collect(ed) public assistance?  1--Yes 2--No	
484	V2680	2	Do (done) odd jobs?  1--Yes 2--No	



<u>ITEM #</u>	<u>NAME</u>	<u>WIDTH</u>	<u>DESCRIPTION</u>	<u>COMMENTS</u>
485	V2708	2	What type of building do you live in? 1--Private house (detached) 2--Private house (attached) 3--City project 4--Apartment house 7--Other	
486	V2709	2	Are any apartments in your building abandoned or boarded up? 1--Yes 2--No	
487	V2710	2	Do you have a telephone in your house/apartment? 1--Yes 2--No	
488	V2711	2	Have you ever been a <u>victim</u> of a crime? 1--Yes 2--No (go to Item 492)	
489	V2712	2	Did it happen in your neighborhood? 1--Yes 2--No	
490	V2713	2	Did you report it to the police? (go to Item 492) 1--Yes 2--No	

<u>ITEM #</u>	<u>NAME</u>	<u>WIDTH</u>	<u>DESCRIPTION</u>	<u>COMMENTS</u>
491	V2714	2	Did you press charges?  1--Yes 2--No	
492	V2715	2	How safe or tough do you feel your neighborhood is?  1--Safe/nice 2--Tough 3--Very tough 4--Tough - safe for R 5--Very tough - safe for R	
493	V2828	2	How many of your friends and acquaintances, that is people who you usually spend time with, are involved in illegal activities?  1--All 2--Most 3--Some 4--None (go to Item 495)	
494	V2829	2	How many of these friends and acquaintances are also working in legitimate jobs?  1--All 2--Most 3--Some 4--None	
495	V2833	2	I'd like to get your opinion about some street activities but first I'd like to know if you consider yourself to be knowledgeable about street activities (street-wise)?  1--Yes 2--No	

<u>ITEM #</u>	<u>NAME</u>	<u>WIDTH</u>	<u>DESCRIPTION</u>	<u>COMMENTS</u>
496	V2834	2	What would the risk of arrest be if you were to shoplift?  1--Very risky 2--Somewhat 3--Not at all	
497	V2835	2	How much skill do you think is required to shoplift?  1--Great skill 2--Some skill 3--No skill required	
498	V2836	2	What is the risk of injury if you were to shoplift?  1--Very risky 2--Somewhat risky 3--Not at all	
499	V2837	4	How much could you make in a <u>week</u> shoplifting?  \$ amount Range: 0 to 3,000	
500	V2841	2	What would the risk of arrest be if you were to do burglary?  1--Very risky 2--Somewhat 3--Not at all	
501	V2842	2	How much skill do you think is required to do burglary?  1--Great skill 2--Some skill 3--No skill required	

<u>ITEM #</u>	<u>NAME</u>	<u>WIDTH</u>	<u>DESCRIPTION</u>	<u>COMMENTS</u>
502	V2843	2	What is the risk of injury if you were to do burglary?  1--Very risky 2--Somewhat risky 3--Not at all	
503	V2844	4	How much could you make in a <u>week</u> doing burglary?  \$ amount Range: 0 to 7,000	
504	V2848	2	What would the risk of arrest be if you were to sell herb on the street?  1--Very risky 2--Somewhat 3--Not at all	
505	V2849	2	How much skill do you think is required to sell herb on the street?  1--Great skill 2--Some skill 3--No skill required	
506	V2850	2	What is the risk of injury if you were to sell herb on the street?  1--Very risky 2--Somewhat risky 3--Not risky	
507	V2851	4	How much could you make in a <u>week</u> selling herb on the street?  \$ amount Range: 0 to 6,000	

<u>ITEM #</u>	<u>NAME</u>	<u>WIDTH</u>	<u>DESCRIPTION</u>	<u>COMMENTS</u>
508	V2855	2	What would the risk of arrest be if you were to rob (street mugging)?  1--Very risky 2--Somewhat 3--Not at all	
509	V2856	2	How much skill do you think is required to rob (street mugging)?  1--Great skill 2--Some skill 3--No skill required	
510	V2857	2	What is the risk of injury if you were to rob (street mugging)?  1--Very risky 2--Somewhat risky 3--Not risky	
511	V2858	5	How much could you make in a <u>week</u> robbing (street mugging)?  \$ amount Range: 0 to 10,000	
512	V2862	2	What would the risk of arrest be if you were to work a con game (3 card monte)?  1--Very risky 2--Somewhat 3--Not at all	
513	V2863	2	How much skill do you think is required to work a con game (3 card monte)?  1--Great skill 2--Some skill 3--No skill required	

<u>ITEM #</u>	<u>NAME</u>	<u>WIDTH</u>	<u>DESCRIPTION</u>	<u>COMMENTS</u>
514	V2864	2	What is the risk of injury if you were to work a con game (3 card monte)?	
			1--Very risky 2--Somewhat risky 3--Not risky	
515	V2865	4	How much could you make in a <u>week</u> working a con game (3 card monte)?	
			\$ amount Range: 0 to 8,000	
516	V2869	2	What would the risk of arrest be if you were to grab and run?	
			1--Very risky 2--Somewhat 3--Not at all	
517	V2870	2	How much skill do you think is required to grab and run?	
			1--Great skill 2--Some skill 3--No skill required	
518	V2871	2	What is the risk of injury if you were to grab and run?	
			1--Very risky 2--Somewhat risky 3--Not risky	
519	V2872	4	How much could you make in a <u>week</u> doing grab and run?	
			\$ amount Range: 0 to 4,000	

<u>ITEM #</u>	<u>NAME</u>	<u>WIDTH</u>	<u>DESCRIPTION</u>	<u>COMMENTS</u>
520	V2876	2	Do you think you can make more money from working at a regular job, or by engaging in illegal activities?  1--Crime 2--Job	
521	V2877	2	Have you ever used part of your pay from a legal job in order to get enough money to start-up something illegal?  1--Yes 2--No	
522	V2878	2	What?  1--Buy drugs 2--Buy merchandise 3--Gambling	
523	V2907	2	What does your family think about your street activities?  1--Family doesn't know 2--Family doesn't care 3--Supportive 4--Not supportive 5--Mixed opinions	
524	V2908	2	What do your friends think?  1--Friends don't know 2--Friends don't care 3--Supportive 4--Not supportive 5--Mixed opinions	

<u>ITEM #</u>	<u>NAME</u>	<u>WIDTH</u>	<u>DESCRIPTION</u>	<u>COMMENTS</u>
525	V2909	2	Before you were 16, were you ever arrested and charged as a delinquent or on a criminal complaint?	
			1--Yes 2--No (go to item 531)	
526	V2910	2	Age at first arrest Range: 7 to 15	
527	V2912	2	How many times were you arrested before you were 16?  Number of times arrested Range: 1 to 17	



ITEM #      NAME      WIDTH      DESCRIPTION      COMMENTS

528      V2914      2      What was the most serious charge you received before you were 16 years old?

1--Robbery  
2--Arson  
3--Grand larceny  
4--Deleted  
5--Burglary  
6--Fortune telling; criminal impersonation;  
    all fraud, except slugs  
7--Gambling records  
8--Promoting prostitution  
9--Drug sale, except marijuana  
10--Marijuana sale  
11--Petit larceny, CPSP, slugs, jostling  
12--Prostitution  
21--Murder and manslaughter  
22--Assault, menacing  
23--Kidnapping  
24--Rape, sexual misconduct  
25--Weapons  
26--Other CAPS  
31--Morals  
41--Drug possession  
51--Conduct, except usury; criminal mischief  
    & trespass w/o accompanying income  
    producing charge  
52--Unauthorized use  
61--Obstructing justice, resisting arrest

---

529      V2916      2      Were you put on probation for any of these offenses?

1--Yes  
2--No

---

<u>ITEM #</u>	<u>NAME</u>	<u>WIDTH</u>	<u>DESCRIPTION</u>	<u>COMMENTS</u>
530	V2917	2	Were you sent to a training school as a result of these offenses?	
			1--Yes 2--No	
531	V2918	2	Before you were 16, had you done things you knew were illegal but you were not arrested for them?	
			1--Yes 2--No	
			Interviewer ratings	
532	V2919	2	Truthfulness	
			1--High 2--Moderate 3--Low	
533	V2920	2	Ability to understand	
			1--High 2--Moderate 3--Low	
534	V2921	2	Ability to articulate	
			1--High 2--Moderate 3--Low	
535	V2922	2	Language of interview	
			1--English 2--Spanish 3--Mix	

<u>ITEM #</u>	<u>NAME</u>	<u>WIDTH</u>	<u>DESCRIPTION</u>	<u>COMMENTS</u>
536	V2923	2	Cooperation 1--High 2--Moderate 3--Low	
537	V2924	2	Signs of intoxication 1--Yes 2--No	
538	V2925	2	Interview disrupted or distracted 1--Yes 2--Somewhat 3--No	
539	V2926	2	Came with friends 1--Yes 2--No	
540	V2927	2	On time for interview 1--Yes 2--No	
541	V2928	2	Appearance 1--Neat-clean 2--Sloppy	

DEC 11 1986

8649

1

FILE = THOMP.

7157 RECORDS ÷ 902 CASES = 19 RECORDS PER CASE

19 CARDS PER CASE.

PARTONE 1979 WORK EXPERIENCE SURVEY ITEMS 1-250

<u>ITEM #</u>	<u>WIDTH</u>	<u>LOCATION</u>	<u>CARD</u>
1	3	1-3	<u>1</u>
2	6	4-9	
3	2	10-11	
4	2	12-13	
5	8	14-21	
6	2	22-23	
7	2	24-25	
8	2	26-27	
9	2	28-29	
10	2	30-31	
11	2	32-33	
12	2	34-35	
13	2	36-37	
14	2	38-39	
15	3	40-42	
16	2	43-44	
17	6	45-50	
18	6	51-56	
19	2	57-58	
20	2	59-60	
21	6	61-66	
22	6	67-72	
23	2	73-74	

<u>ITEM#</u>	<u>WIDTH</u>	<u>LOCATION</u>	<u>CARD</u>
24	2	1-2	<u>3</u>
25	2	3-4	
26	2	5-6	
27	2	7-8	
28	6	9-14	
29	6	15-20	
30	6	21-26	
31	6	27-32	
32	6	33-38	
33	2	39-40	
34	2	41-42	
35	2	43-44	
36	2	45-46	
37	2	47-48	
38	2	49-50	
39	2	51-52	
40	6	53-58	
41	6	59-64	
42	3	65-67	
43	2	68-69	
44	2	70-71	

<u>ITEM#</u>	<u>WIDTH</u>	<u>LOCATION</u>	<u>CARD</u>
45	2	1-2	3
46	2	3-4	
47	2	5-6	
48	2	7-8	
49	2	9-10	
50	2	11-12	
51	2	13-14	
52	2	15-16	
53	2	17-18	
54	2	19-20	
55	2	21-22	
56	6	23-28	
57	2	29-30	
58	2	31-32	
59	6	33-38	
60	6	39-44	
61	2	45-46	
62	3	47-49	
63	3	50-52	
64	2	53-54	
65	2	55-56	
66	2	57-58	
67	3	59-61	
68	2	62-63	
69	3	64-66	
70	3	67-69	
71	2	70-71	
72	2	72-73	

<u>ITEM#</u>	<u>WIDTH</u>	<u>LOCATION</u>	<u>CARDS</u>
73	2	1-2	4
74	2	<del>1</del> 3-4	
75	2	5-6	
76	2	7-8	
77	2	9-10	
78	2	11-12	
79	2	13-14	
80	2	15-16	
81	2	17-18	
82	2	19-20	
83	2	21-22	
84	3	23-25	
85	2	26-27	
86	2	28-29	
87	2	30-31	
88	2	32-33	
89	2	34-35	
90	2	<del>36</del> 37	
91	2	38-39	
92	2	40-41	
93	6	42-47	
94	6	48-53	
95	2	54-55	
96	3	56-58	
97	3	59-61	
98	2	62-63	
99	2	64-65	
100	2	66-67	
101	2	68-69	
102	2	70-71	

<u>ITEM#</u>	<u>WIDTH</u>	<u>LOCATION</u>	<u>CARD</u>
103	3	1-3	5
104	3	4-6	
105	2	7-8	
106	2	9-10	
107	2	11-12	
108	2	13-14	
109	2	15-16	
110	2	17-18	
111	2	19-20	
112	2	21-22	
113	2	23-24	
114	2	25-26	
115	2	27-28	
116	2	29-30	
117	3	31-33	
118	2	34-35	
119	2	36-37	
120	2	38-39	
121	2	40-41	
122	2	42-43	
123	2	44-45	
124	2	46-47	
125	2	48-49	
126	6	50-55	
127	6	56-61	
128	6	62-67	
129	6	68-73	



<u>ITEM #</u>	<u>WIDTH</u>	<u>LOCATION</u>	<u>CARD</u>
130	6	1-6	6
131	6	7-12	
132	2	13-14	
133	2	15-16	
134	2	17-18	
135	2	19-20	
136	2	21-22	
137	2	23-24	
138	2	25-26	
139	2	27-28	
140	2	29-30	
141	2	31-32	
142	2	33-34	
143	2	35-36	
144	2	37-38	
145	2	39-40	
146	3	41-43	
147	2	44-45	
148	2	46-47	
149	2	48-49	
150	3	50-52	
151	2	53-54	
152	2	55-56	
153	2	57-58	
154	2	59-60	
155	2	61-62	
156	2	63-64	
157	2	65-66	
158	2	67-68	
159	2	69-70	
160	2	71-72	

<u>ITEM#</u>	<u>WIDTH</u>	<u>LOCATION</u>	<u>CARD</u>
161	2	1-2	7
162	2	3-4	
163	2	5-6	
164	2	7-8	
165	3	9-11	
166	3	12-14	
167	2	15-16	
168	2	17-18	
169	2	19-20	
170	2	21-22	
171	2	23-24	
172	2	25-26	
173	2	27-28	
174	2	29-30	
175	2	31-32	
176	2	33-34	
177	2	35-36	
178	2	37-38	
179	2	39-40	
180	2	41-42	
181	2	43-44	
182	2	45-46	
183	2	47-48	
184	2	49-50	
185	2	51-52	
186	2	53-54	
187	2	55-56	
188	2	57-58	
189	2	59-60	
190	2	61-62	
191	3	63-65	
192	3	66-68	

CONT.



CARD 7 CONTINUED

<u>ITEM #</u>	<u>WIDTH</u>	<u>LOCATION</u>	<u>CARD</u>
193	2	69-70	7
194	2	71-72	
195	2	73-74	
196	2	75-76	

<u>ITEM#</u>	<u>WIDTH</u>	<u>LOCATION</u>	<u>CARD</u>
197	2	1-2	8
198	2	3-4	
199	2	5-6	
200	2	7-8	
201	2	9-10	
202	2	11-12	
203	2	13-14	
204	2	15-16	
205	3	17-19	
206	3	20-22	
207	2	23-24	
208	2	25-26	
209	2	27-28	
210	2	29-30	
211	2	31-32	
212	6	33-38	
213	6	39-44	
214	2	45-46	
215	3	47-49	
216	3	50-52	
217	2	53-54	
218	2	55-56	
219	2	57-58	
220	2	59-60	
221	2	61-62	
222	6	63-68	

<u>ITEM #</u>	<u>WIDTH</u>	<u>LOCATION</u>	<u>CARD</u>
223	6	1-6	9
224	2	7-8	
225	3	9-11	
226	3	12-14	
227	2	15-16	
228	2	17-18	
229	2	19-20	
230	2	21-22	
231	2	23-24	
232	2	25-26	
233	2	27-28	
234	2	29-30	
235	2	31-32	
236	2	33-34	
237	2	35-36	
238	2	37-38	
239	2	39-40	
240	2	41-42	
241	2	43-44	
242	2	45-46	
243	2	47-48	
244	3	49-51	
245	2	52-53	
246	2	54-55	
247	2	56-57	
248	2	58-59	
249	3	60-62	
250	4	63-66	

PART TWO -  
OFFICIAL ARREST HISTORIES  
ITEMS 251-380

<u>ITEM #</u>	<u>WIDTH</u>	<u>LOCATION</u>	<u>CARD</u>
251	2	1-2	10
252	2	3-4	
253	2	5-6	
254	2	7-8	
255	2	9-10	
256	2	11-12	
257	2	13-14	
258	2	15-16	
259	6	17-22	
260	2	23-24	
261	2	25-26	
262	2	27-28	
263	2	29-30	
264	6	31-36	
265	2	37-38	
266	3	39-41	
266	3	42-44	
<del>266</del>	<del>3</del>	<del>45-47</del>	
267	3	45-47	
268	6	48-53	
269	2	54-55	
270	2	56-57	
271	2	58-59	
272	2	60-61	
273	6	62-67	
274	2	68-69	
275	3	70-72	

THIS VAR. IS REPEATED  
IN CELLS 42-44

<u>ITEM #</u>	<u>WIDTH</u>	<u>LOCATION</u>	<u>CARD</u>
276	3	1-3	11
277	6	4-9	
278	2	10-11	
279	2	12-13	
280	2	14-15	
281	2	16-17	
282	6	18-23	
283	2	24-25	
284	3	26-28	
285	2	29-30	
286	6	31-36	
287	2	37-38	
288	2	39-40	
289	2	41-42	
290	2	43-44	
291	6	45-50	
292	2	51-52	
293	3	53-55	
294	3	56-58	
295	6	59-64	
296	2	65-66	
297	2	67-68	
298	2	69-70	
299	2	71-72	

<u>ITEM #</u>	<u>WIDTH</u>	<u>LOCATION</u>	<u>CARD</u>
300	6	1-6	12
301	2	7-8	
302	3	9-11	
303	3	12-14	
304	2	15-16	
305	2	17-18	
306	2	19-20	
307	5	21-25	
308	3	26-28	
309	2	29-30	
310	2	31-32	
311	2	33- <del>34</del>	
312	4	35-38	
313	3	39-41	
314	6	42-47	
315	2	48-49	
316	2	50-51	
317	2	52-53	
318	2	54-55	
319	6	56-61	
320	2	62-63	
321	3	64-66	
322	3	67-69	



<u>ITEM #</u>	<u>WIDTH</u>	<u>LOCATION</u>	<u>CARD</u>
323	6	1-6	13
324	2	7-8	
325	2	9-10	
326	2	11-12	
327	2	13-14	
328	6	15-20	
329	2	21-22	
330	3	23-25	
331	3	26-28	
332	2	29-30	
333	2	31-32	
334	2	33-34	
335	3	35-37	
336	3	38-40	
337	2	41-42	
338	2	43-44	
339	2	45-46	
340	2	47-48	
341	2	49-50	
342	2	51-52	
343	2	53-54	
344	2	55-56	
345	2	57-58	
346	2	59-60	
347	2	61-62	
348	2	63-64	
349	2	65-66	
350	2	67-68	
351	2	69-70	

<u>ITEM #</u>	<u>WIDTH</u>	<u>LOCATION</u>	<u>CARD</u>
352	2	1-2	H
353	2	3-4	
354	2	5-6	
355	2	7-8	
356	2	9-10	
357	2	11-12	
358	2	13-14	
359	2	15-16	
360	2	17-18	
361	2	19-20	
362	2	21-22	
363	2	23-24	
364	2	25-26	
365	2	27-28	
366	2	29-30	
367	2	31-32	
368	2	33-34	
369	2	35-36	
370	2	37-38	
371	2	39-40	
372	2	41-42	
373	2	43-44	
374	2	45-46	
375	2	47-48	
376	2	49-50	
377	2	51-52	
378	2	53-54	
379	6	55-60	
380	2	61-62	

PART THREE  
 1980 FOLLOW-UP SURVEY  
 ITEMS 381-541

16

<u>ITEM#</u>	<u>WIDTH</u>	<u>LOCATION</u>	<u>CARD</u>
381	2	1-2	15
382	2	3-4	
383	2	5-6	
384	2	7-8	
385	2	9-10	
386	2	11-12	
387	2	13-14	
388	2	15-16	
389	2	17-18	
390	2	19-20	
391	2	21-22	
392	2	23-24	
393	2	25-34	Blank on all records
394	2	35-36	
395	2	37-38	
396	2	39-40	
397	2	41-42	
398	2	43-44	
399	2	45-46	
400	2	47-48	
401	2	49-50	
402	2	51-52	
403	2	53-54	
404	2	55-56	
405	2	57-58	
406	2	59-60	
407	2	61-62	
408	2	63-64	
409	2	65-66	
410	2	67-68	
		69-70	

<u>ITEM #</u>	<u>WIDTH</u>	<u>LOCATION</u>	<u>CARD</u>
411	2	1-2	16
412	2	3-4	
413	2	5-6	
414	2	7-8	
415	2	9-10	
416	2	11-12	
417	2	13-14	
418	2	15-16	
419	2	17-18	
420	2	19-20	
421	2	21-22	
422	2	23-24	
423	2	25-26	
424	2	27-28	
425	2	29-30	
426	2	31-32	
427	2	33-34	
428	2	35-36	
429	2	37-38	
430	2	39-40	
431	2	41-42	
432	2	43-44	
433	2	45-46	
434	2	47-48	
435	2	49-50	
436	2	51-52	
437	2	53-54	
438	2	55-56	
439	2	57-58	

CONTINUED ↓

CARD 16 CONTINUED

18

<u>ITEM #</u>	<u>WIDTH</u>	<u>LOCATION</u>	<u>CARD</u>
440	2	59-60	16
441	2	61-62	
442	2	63-64	
443	2	65-66	
444	2	67-68	
445	2	69-70	

<u>ITEM #</u>	<u>WIDTH</u>	<u>LOCATION</u>	<u>CARD</u>
446	2	1-2	17
447	2	3-4	
448	2	5-6	
449	2	7-8	
450	2	9-10	
451	2	11-12	
452	2	13-14	
453	2	15-16	
454	2	17-18	
455	2	19-20	
456	2	21-22	
457	2	23-24	
458	2	25-26	
459	2	27-28	
460	2	29-30	
461	2	31-32	
462	2	33-34	
463	2	35-36	
464	2	37-38	
465	2	39-40	
466	2	41-42	
467	2	43-44	
468	2	45-46	
469	2	47-48	
470	2	49-50	
471	2	51-52	
472	2	53-54	
473	4	55-58	
474	4	59-62	
475	2	63-64	

CONTINUED ↓

CARD 17 CONTINUED

<u>ITEM #</u>	<u>WIDTH</u>	<u>LOCATION</u>	<u>CARD</u>
476	2	65-66	17
477	2	67-68	
478	2	69-70	
479	2	71-72	

<u>ITEM #</u>	<u>WIDTH</u>	<u>LOCATION</u>	<u>CARD</u>
480	2	1-2	18
481	2	3-4	
482	2	5-6	
483	2	7-8	
484	2	9-10	
485	2	11-12	
486	2	13-14	
487	2	15-16	
488	2	17-18	
489	2	19-20	
490	2	21-22	
491	2	23-24	
492	2	25-26	
493	2	27-28	
494	2	29-30	
495	2	31-32	
496	2	33-34	
497	2	35-36	
498	2	37-38	
499	4	39-42	
500	2	43-44	
501	2	45-46	
502	2	47-48	
503	4	49-52	
504	2	53-54	
505	2	55-56	
506	2	57-58	
507	4	59-62	
508	2	63-64	
509	2	65-66	
510	2	67-68	
511	2	69-73	



<u>ITEM #</u>	<u>WIDTH</u>	<u>LOCATION</u>	<u>CARD</u>
513	2	1-2	19
514	2	3-4	
515	4	5-8	
516	2	9-10	
517	2	11-12	
518	2	13-14	
519	4	15-18	
520	2	19-20	
521	2	21-22	
522	2	23-24	
523	2	25-26	
524	2	27-28	
525	2	29-30	
526	2	31-32	
527	2	33-34	
528	2	35-36	
529	2	37-38	
530	2	39-40	
531	2	41-42	
532	2	43-44	
533	2	45-46	
534	2	47-48	
535	2	49-50	
536	2	51-52	
537	2	53-54	
538	2	55-56	
539	2	57-58	
540	2	59-60	
541	2	61-62	
541	2	63-64	

THIS VAR IS DELETED  
NO COPIES OF 22